

U.S. CENSUS OF HOUSING: 1960

Series HC(3)-66

CITY BLOCKS

San Diego, Calif.

Prepared under the supervision of
WAYNE F. DAUGHERTY, Chief
Housing Division




U.S. DEPARTMENT OF COMMERCE

Luther H. Hodges, Secretary

BUREAU OF THE CENSUS

Richard M. Scammon, Director (From May 1, 1961)

Robert W. Burgess, Director (To March 3, 1961)





BUREAU OF THE CENSUS

RICHARD M. SCAMMON, *Director* (From May 1, 1961)

ROBERT W. BURGESS, *Director* (To March 3, 1961)

A. ROSS ECKLER, *Deputy Director*
HOWARD C. GRIEVES, *Assistant Director*
CONRAD TARUBER, *Assistant Director*
MORRIS H. HANSEN, *Assistant Director for Statistical Standards*
CHARLES B. LAWRENCE, JR., *Assistant Director for Operations*
WALTER L. KEHRES, *Assistant Director for Administration*
CALVERT L. DEDRICK, *Chief, International Statistical Programs Office*
A. W. VON STRUVE, *Acting Public Information Officer*

Housing Division—

WAYNE F. DAUGHERTY, *Chief*
DANIEL B. RATHBUN, *Assistant Chief*
BEULAH WASHBAUGH, *Special Assistant*
MILTON D. LIEBERMAN, *Chief, Coordination and Research*

Decennial Operations Division—GLEN S. TAYLOR, *Chief*
Electronic Systems Division—ROBERT F. DRURY, *Chief*
Field Division—JEFFERSON D. MCPIKE, *Chief*
Geography Division—WILLIAM T. FAY, *Chief*
Population Division—HOWARD G. BRUNSMAN, *Chief*
Statistical Methods Division—JOSEPH STEINBERG, *Chief*

Library of Congress Card Number: A61-9347

SUGGESTED CITATION

U.S. Bureau of the Census. *U.S. Census of Housing: 1960. Vol. III, City Blocks.*
Series HC(3), No. 66.
U.S. Government Printing Office, Washington, D.C., 1961.

For sale by the Superintendent of Documents, U.S. Government Printing Office, Washington 25, D.C.
or any of the Field Offices of the Department of Commerce — Price 40 cents.

Table 1.—CHARACTERISTICS OF HOUSING UNITS, FOR THE CITY: 1960

Subject	Number	Percent	Subject	Number	Percent
All housing units.....	192,269	100.0	Occupied housing units—Con.		
CONDITION AND PLUMBING			COLOR		
Sound.....	175,916	91.5	White.....	164,210	93.6
With all plumbing facilities.....	170,379	88.6	Nonwhite.....	11,145	6.4
Lacking some or all facilities.....	5,537	2.9	PERSONS PER ROOM		
Deteriorating.....	13,077	6.8	1.00 or less.....	158,996	90.7
With all plumbing facilities.....	10,680	5.6	1.01 or more.....	16,359	9.3
Lacking some or all facilities.....	2,397	1.2	AVERAGE NUMBER OF ROOMS		
With flush toilet.....	2,282	1.2	Owner occupied.....	5.2	...
No flush toilet.....	115	0.1	Renter occupied.....	3.5	...
Dilapidated.....	3,276	1.7	VALUE AND RENT		
Occupied housing units.....	175,355	100.0	Average value.....dollars.....	17,600	...
TENURE			Average contract rent.....dollars.....	80	...
Owner occupied.....	92,478	52.7			
Renter occupied.....	82,877	47.3			

NOTE.—On the map for San Diego approximately 5,600 blocks are identified.

Table 2.—CHARACTERISTICS OF HOUSING UNITS, BY BLOCKS: 1960

[“Total population” contains no persons in group quarters unless preceded by asterisk: one asterisk (*) denotes less than 10 percent; two asterisks (**), 10 percent or more]

Blocks within census tracts	Total population	All housing units by condition and plumbing								Occupied housing units								
		Total	Sound			Deteriorating			Dilapidated	Owner occupied			Renter occupied			Occupied by non-white	1.01 or more persons per room	
			Total	With all plumbing facilities	Lacking some or all facilities	Total	With all plumbing facilities	Lacking some or all facilities		With flush toilet	No flush toilet	Total	Average value (dollars)	Average number of rooms	Total			Average contract rent (dollars)
132.....	8	3
2....	8	3
133.....	**73	2
1....	**66	1
2....	7	1
140.....
141.....	*1376	390	368	368	...	11	11	11	242	15000	5.0	108	84	4.2	3	60
1....	127	33	33	33	29	18500	5.3	1	5
2....	32	7	7	7	7	17000	5.4	1
3....	105	29	29	29	22	18000	5.1	5	110	5.2	...	2
4....	73	21	21	21	6	...	4.3	12	77	4.0	...	5
5....	235	74	70	70	...	4	4	8	...	4.0	56	81	4.0	2	13
6....	100	32	32	32	16	12000	4.6	12	85	4.3
7....	56	13	13	13	12	12000	4.9	1	4
8....	34	7	7	7	7	12000	4.9	2
9....	181	49	46	46	...	3	3	38	11500	4.6	8	110	5.1	...	8
10....	249	69	63	63	...	1	1	5	58	17500	5.3	4	9
11....	68	22	22	22	17	17500	5.4	2
12....	*106	29	21	21	...	3	3	5	17	12000	4.6	9	67	4.0	1	5
13....	6	2
14....	4	3
142.....	120	28	19	19	...	6	6	3	12	15500	5.3	15	75	4.0	...	5
1....	120	28	19	19	...	6	6	3	12	15500	5.3	15	75	4.0	...	5
145.....	66	24	23	23	...	1	1	22	13000	4.7	1
1....	66	24	23	23	...	1	1	22	13000	4.7	1
146.....
A-1.....	*3693	1250	1205	1202	3	28	28	17	1033	25000	7.0	174	93	4.8	2	22
1....	295	93	91	90	1	1	1	1	85	34000	7.6	6	233	7.0
2....	203	77	77	75	2	53	22000	7.2	20	81	4.6	1	1
3....	36	16	16	16	14	25000	7.0	1
4....	75	22	22	22	21	21000	7.8	1
5....	51	16	15	15	...	1	1	13	20000	6.7	2
6....	25	13	13	13	11	15000	5.4	2
7....	18	6	6	6	6	27000	7.5
8....	69	24	24	24	22	25000	7.6	1
9....	39	13	13	13	13	26000	6.9
10....	29	8	8	8	7	30000	8.9
11....	29	10	10	10	10	29000	7.8
12....	42	14	14	14	13	29000	7.6	1
13....	36	14	13	13	...	1	1	14	22000	7.2
14....	47	14	12	12	...	2	2	9	25000	7.7	5	98	5.4
15....	79	24	22	22	...	2	2	21	18500	6.9	3	1
16....	74	23	22	22	...	1	1	15	17000	7.5	8	77	5.0
17....	21	12	12	12	7	14500	5.4	3
18....	78	25	25	25	21	17000	6.1	4

City Block Characteristics

Table 2.—CHARACTERISTICS OF HOUSING UNITS, BY BLOCKS; 1960—Con.

["Total population" contains no persons in group quarters unless preceded by asterisk; one asterisk (*) denotes less than 10 percent; two asterisks (**), 10 percent or more]

Blocks within census tracts	Total population	All housing units by condition and plumbing									Occupied housing units							
		Total	Sound			Deteriorating			Dilapidated	Owner occupied			Renter occupied			Occupied by non-white	1.01 or more persons per room	
			Total	With all plumbing facilities	Lacking some or all facilities	Total	With all plumbing facilities	Lacking some or all facilities		Total	Average value (dollars)	Average number of rooms	Total	Average contract rent (dollars)	Average number of rooms			
								With flush toilet										No flush toilet
20...	95	34	34	34	29	20000	7.7	2	
21...	65	22	22	22	17	16500	6.6	4	
22...	73	26	25	25	...	1	1	19	21000	7.2	6	111	6.0	
23...	*103	23	23	23	19	23000	7.8	4	1	
24...	65	27	26	26	...	1	1	21	22000	6.4	3	
25...	35	15	15	15	15	24000	6.9	
27...	343	123	121	121	...	2	2	105	22000	6.2	16	120	5.2	
28...	33	12	12	12	11	24000	6.5	1	
29...	31	12	12	12	10	16000	6.0	2	
30...	43	14	14	14	14	20000	6.6	1	
31...	38	15	15	15	14	23000	6.4	
32...	25	13	13	13	11	29000	6.2	
33...	29	12	12	12	11	37000	7.3	
34...	61	19	19	19	19	36000	8.1	
38...	**38	11	11	11	7	36000	8.4	3	
39...	18	7	7	7	7	32000	7.6	
40...	**28	6	6	6	5	...	9.4	1	
41...	17	4	
42...	72	24	24	24	21	23000	7.4	1	1	
43...	291	84	84	84	64	21000	6.9	17	86	4.5	...	4	
44...	67	24	24	24	22	23000	6.8	1	
45...	90	20	20	20	18	25000	8.7	2	
46...	27	11	11	11	10	26000	7.3	
47...	20	6	6	6	6	38000	7.8	
48...	36	17	16	16	...	1	1	14	30000	6.9	3	
52...	271	104	77	77	...	11	11	64	29000	6.7	35	61	3.1	...	10	
53...	47	16	15	15	...	1	1	15	33000	7.2	
54...	159	59	56	56	...	3	3	50	29000	6.5	7	91	4.3	...	2	
55...	33	6	6	6	6	23000	8.2	1	
56...	56	17	17	17	15	32000	7.6	2	
57...	34	10	10	10	9	26000	6.8	1	
58...	61	17	17	17	16	37000	6.2	1	
A-2.....	*5660	2459	2315	2297	18	110	107	3	...	34	1221	18000	5.9	1021	81	3.7	8	72
1...	76	30	29	29	...	1	1	24	21000	6.6	5	...	4.4	
2...	39	12	12	12	11	27000	7.1	1	
3...	11	4	
4...	6	3	
5...	63	20	16	16	...	3	3	17	17000	5.8	2	2	
6...	20	8	8	8	7	18500	5.3	1	
7...	26	9	9	9	9	18000	6.0	
8...	34	11	11	11	9	33000	7.8	1	
9...	9	5	4	4	...	1	1	5	22000	7.6	
10...	112	40	40	40	36	34000	7.3	4	
11...	27	9	9	9	6	21000	6.5	3	
12...	76	30	30	30	19	20000	7.0	9	68	3.9	
13...	45	14	11	11	...	3	3	11	13500	5.5	3	
14...	21	11	7	7	...	4	4	9	10500	5.7	2	
15...	16	8	8	8	8	253	5.3	
16...	96	50	45	45	...	5	3	2	...	18	17500	5.8	28	76	3.4	...	1	
17...	23	12	12	12	6	...	5.0	6	78	3.2	1	...	
18...	17	6	6	6	2	4	
19...	**45	14	14	14	10	15000	5.2	3	1	
20...	24	10	10	10	8	23000	6.0	1	
21...	24	12	12	12	9	19000	6.7	2	
22...	29	13	13	13	7	20000	5.7	5	78	4.4	
23...	34	12	12	12	11	20000	6.9	
24...	32	11	10	10	...	1	1	10	22000	7.8	1	
25...	33	10	10	10	10	21000	7.9	
26...	58	23	23	23	14	12500	5.1	9	81	3.3	
27...	51	18	15	15	...	2	2	11	13000	5.9	6	75	3.5	...	1	
28...	83	38	38	38	17	13500	5.6	20	79	4.4	
29...	34	23	23	23	9	17500	6.2	3	
30...	45	25	25	25	8	15500	6.5	14	65	3.1	
31...	58	27	25	24	1	1	1	10	10500	4.5	14	64	3.4	...	1	
32...	21	10	10	6	4	2	7	68	3.7	
33...	39	16	16	16	8	16500	6.0	7	75	4.3	
34...	23	9	9	9	4	5	99	5.0	...	1	
35...	62	29	28	28	...	1	1	14	14000	5.1	14	76	3.1	
36...	43	18	16	16	...	2	2	11	17500	5.7	7	68	3.5	
37...	17	17	17	17	13	14000	6.4	4	
38...	44	29	28	27	1	1	1	7	...	5.3	19	56	2.8	1	...	
39...	237	105	105	105	54	19000	5.7	43	90	4.5	...	1	
40...	35	17	17	17	10	13000	5.1	5	89	4.2	
41...	38	15	15	15	12	12000	5.4	3	1	
42...	43	14	14	14	7	10000	5.7	6	78	4.5	...	2	
43...	47	24	23	23	...	1	1	11	13000	5.0	12	78	3.8	
44...	19	11	11	11	4	5	93	3.8	
45...	22	10	8	8	...	1	1	2	8	72	4.5	
46...	16	11	11	11	1	9	67	2.6	
47...	30	14	14	14	4	9	80	4.2	
48...	46	22	20	17	3	2	2	5	...	5.0	16	80	3.5	...	2	
49...	66	32	32	32	6	12500	5.8	25	100	3.2	...	1	
50...	35	18	13	13	...	5	5	4	14	63	4.1	
51...	49	32	32	32	1	28	63	2.5	...	1	
52...	*858	403	351	351	...	27	27	25	159	19000	6.0	179	75	3.4	3	18

Table 2.—CHARACTERISTICS OF HOUSING UNITS, BY BLOCKS: 1960—Con.

["Total population" contains no persons in group quarters unless preceded by asterisk; one asterisk (*) denotes less than 10 percent; two asterisks (**), 10 percent or more]

Blocks within census tracts	Total population	All housing units by condition and plumbing									Occupied housing units							
		Total	Sound			Deteriorating			Dilapidated	Owner occupied			Renter occupied			Occupied by non-white	1.01 or more persons per room	
			Total	With all plumbing facilities	Lacking some or all facilities	Total	With all plumbing facilities	Lacking some or all facilities		Total	Average value (dollars)	Average number of rooms	Total	Average contract rent (dollars)	Average number of rooms			
53...	233	135	130	130	5	52	17000	5.2	56	89	3.5	...	4
54...	104	35	35	35	29	17000	5.9	5	...	3.6	...	4
55...	64	28	27	27	...	1	1	18	15500	5.8	5	...	3.4	1	1
56...	54	17	17	17	13	16000	5.8	4
57...	331	138	127	119	8	11	11	65	14500	5.6	65	81	4.3	...	4
58...	24	15	15	15	8	14000	4.9	5	75	3.8
59...	35	12	12	12	10	13500	6.2	2
60...	63	19	18	18	...	1	1	10	12500	5.4	9	87	5.8	...	1
61...	173	67	63	63	...	4	4	48	15000	6.0	19	83	3.8	1	...
62...	65	25	22	22	...	3	3	18	15000	5.5	6	83	5.0	...	2
63...	18	9	9	9	8	13000	5.1	1
64...	72	33	27	27	...	6	5	1	11	14500	5.3	18	76	4.3	1	1
65...	**102	35	33	33	...	2	2	11	16500	5.3	23	90	4.1
66...	87	35	32	32	...	3	3	21	14000	5.5	11	91	5.0
67...	85	30	30	30	26	19500	6.5	1
68...	38	23	23	23	7	16000	5.1	12	71	3.1	...	2
69...	54	18	18	18	6	...	4.5	12	63	3.6	...	4
70...	63	24	23	23	...	1	1	2	20	69	3.4	...	4
71...	53	28	19	19	...	9	9	5	...	5.4	20	67	2.9	...	2
72...	51	25	24	24	...	1	1	8	21000	5.0	13	84	3.5	...	3
73...	63	30	30	30	15	16500	5.5	14	76	3.3	...	1
74...	43	16	16	16	15	25000	6.2	1
75...	31	12	12	12	8	21000	5.5	2	1
76...	85	32	30	30	...	2	2	24	19000	5.8	5	96	4.2	...	1
77...	35	9	8	8	...	1	1	6	25000	7.5	2
78...	234	107	107	107	29	21000	5.7	68	95	3.9
79...	313	128	124	123	1	4	4	79	17500	5.8	42	81	3.8	...	4
B-3.....	*3685	1962	1832	1781	51	108	105	2	1	22	462	19000	5.7	1330	77	3.4	11	56
1...	40	17	17	14	3	9	16500	5.6	8	81	3.5
2...	34	20	18	17	1	2	2	6	11500	5.3	12	72	3.3	...	1
3...	38	17	12	12	...	5	5	5	...	5.4	12	57	3.6	2	2
4...	22	25	25	25	18	59	2.4
5...	81	54	54	46	8	1	50	60	2.6	...	2
6...	112	71	71	71	5	...	5.0	66	65	2.9	1	...
7...	91	52	50	50	...	1	1	1	10	16000	4.8	38	69	3.8	1	...
8...	80	43	43	43	7	18000	6.3	32	78	3.2	2	...
13...	37	17	17	17	5	...	4.4	12	68	3.6	...	2
14...	9	6	6	5	1	2	3
16...	53	23	16	16	...	7	4	2	1	...	10	14000	5.7	13	75	3.1	...	2
20...	143	76	76	75	1	19	18000	5.2	51	76	3.9	...	1
21...	139	53	53	53	14	21000	5.5	35	69	3.8	...	6
22...	*147	70	70	69	1	23	15500	5.9	42	73	3.5	...	1
23...	99	63	63	63	9	17500	5.1	47	76	3.6
24...	126	78	78	73	5	11	...	5.5	62	76	3.4	1	1
25...	131	67	66	66	...	1	1	11	...	4.6	52	75	3.6	...	2
27...	59	34	32	32	...	2	2	3	30	68	2.7	...	2
28...	20	15	12	10	2	2	2	1	4	7	81	3.3	1	1
29...	34	29	24	19	5	3	3	2	26	65	2.7
30...	88	51	50	50	...	1	1	11	19000	5.4	38	76	3.2
37...	68	55	51	51	...	3	3	1	3	44	78	3.1
39...	112	74	74	72	2	8	...	6.0	62	73	3.4
40...	11	6	6	6	3	2
41...	**20	5	4	4	...	1	1	2	1
42...	*98	53	48	46	2	5	5	15	24000	6.7	33	85	3.8
43...	13	6	4	4	...	2	2	2	3
44...	22	15	14	14	1	1	13	73	2.8
45...	165	96	96	82	14	14	23000	5.7	71	80	3.2	...	4
46...	*114	40	40	40	14	18500	6.0	24	79	4.2
47...	42	23	23	23	4	16	84	4.1
48...	32	10	10	10	6	22000	7.3	4
49...	86	37	32	32	...	5	5	13	19000	5.9	22	70	4.5	...	2
53...	274	120	119	119	...	1	1	51	15000	5.5	55	78	3.9	1	12
54...	481	218	209	206	3	9	9	79	17000	5.7	121	85	3.3	1	7
55...	60	39	35	35	...	1	1	3	7	...	4.4	25	79	3.5	...	1
56...	*504	284	214	211	3	57	57	13	75	24000	6.1	180	87	3.2	1	7
B-4.....	**3028	1404	1241	1164	77	141	119	22	...	22	332	14500	5.2	946	77	3.2	14	40
1...	**249	104	97	94	3	7	7	26	15000	5.1	67	89	3.1	...	4
2...	68	30	30	30	10	13500	5.0	20	92	3.7
3...	**160	2
4...	22	18	18	18	18	63	3.1
5...	36	15	15	15	15	16000	5.3
6...	**109
7...	81	46	45	45	...	1	1	10	15000	5.0	28	75	2.9	...	2
8...	10	4
9...	71	36	36	35	1	7	14500	5.1	28	73	3.4
10...	45	18	18	18	10	11500	4.8	8	81	3.9	...	1
11...	17	12	12	12	8	11000	4.4	3	1	...
12...	51	19	19	19	4	14	68	3.9	...	2
13...	49	29	29	29	9	14000	4.8	18	78	3.4
14...	45	20	20	19	1	14	14000	5.9	5	85	3.6	...	1
15...	44	23	23	23	12	11500	4.7	11	77	3.8
16...	62	24	23	23	...	1	1	1	11	12500	5.4	10	80	3.9	1	3
17...	44	20	20	20	16	16000	5.1	3	1	...
18...	66	37	37	37	4	31	89	3.6	...	1
19...	101	50	48	48	...	1	1	1	21	14000	5.0	25	74	3.8	...	1

City Block Characteristics

Table 2.—CHARACTERISTICS OF HOUSING UNITS, BY BLOCKS: 1960—Con.

["Total population" contains no persons in group quarters unless preceded by asterisk; one asterisk (*) denotes less than 10 percent; two asterisks (**), 10 percent or more]

Blocks within census tracts	Total population	All housing units by condition and plumbing									Occupied housing units							
		Total	Sound			Deteriorating			Dilapidated	Owner occupied			Renter occupied			Occupied by non-white	1.01 or more persons per room	
			Total	With all plumbing facilities	Lacking some or all facilities	Total	With all plumbing facilities	Lacking some or all facilities		Total	Average value (dollars)	Average number of rooms	Total	Average contract (dollars)	Average number of rooms			
								With flush toilet										No flush toilet
20...	140	63	63	63	20	13500	5.6	39	74	4.0	2	1	
21...	144	68	59	59	...	8	6	2	...	21	13500	5.1	42	73	3.7	3	2	
22...	149	65	59	59	...	6	7	20	14500	5.3	44	85	3.7	1	2	
23...	**127	61	53	51	2	7	7	16	18000	5.7	39	66	3.0	1	...	
24...	106	65	46	37	9	19	4	19	...	18	18000	5.0	43	53	2.3	1	...	
26...	**146	22	18	18	...	4	6	18	84	3.0	...	2	
27...	113	76	66	66	...	1	1	7	12500	4.0	58	94	2.9	...	2	
28...	21	14	11	11	...	1	1	3	10	73	3.6	
29...	129	90	88	48	40	9	19000	5.2	66	74	2.3	...	5	
30...	128	103	76	60	16	27	27	92	62	2.9	...	1	
31...	76	52	40	40	...	2	2	...	10	47	63	2.5	...	1	
32...	*89	61	33	33	...	28	28	3	46	81	2.9	1	1	
33...	*91	40	33	29	4	7	7	4	33	88	3.2	2	2	
34...	73	37	31	30	1	6	5	1	...	11	21000	5.3	23	83	3.3	1	1	
35...	92	37	30	30	...	7	7	14	14000	5.4	21	81	3.6	...	3	
36...	74	43	39	39	...	4	4	8	...	5.5	31	109	3.5	...	1	
B-5.....	2818	1269	1157	1141	16	108	102	6	...	4	526	18000	5.6	657	77	3.6	3	45
1...	776	324	317	317	...	7	7	223	20000	5.9	88	80	4.1	...	4	
2...	46	21	13	13	...	8	8	9	23000	5.3	12	70	4.8	
3...	33	21	21	21	5	...	5.2	15	96	3.5	
4...	20	13	13	13	3	9	96	3.6	
5...	133	82	60	59	1	22	20	2	...	12	16500	4.8	63	67	3.0	...	2	
6...	131	68	63	56	7	5	5	11	19500	5.4	50	74	3.4	...	3	
7...	70	28	24	24	...	4	4	13	15500	5.6	15	62	3.8	...	1	
8...	48	15	15	15	7	...	6.9	8	109	5.1	
9...	29	12	12	12	11	17500	6.3	1	
10...	17	8	8	8	8	17500	6.0	
11...	14	7	7	7	6	18000	6.5	
12...	42	12	12	12	10	22000	6.1	2	1	
13...	37	16	16	16	7	14000	5.7	7	73	3.9	
14...	125	49	43	43	...	6	6	12	14000	5.1	33	81	4.0	...	4	
15...	140	55	40	40	...	15	14	1	...	26	12000	5.2	26	70	3.8	...	2	
16...	186	81	73	73	...	8	7	20	14500	5.7	57	88	3.4	2	6	
17...	202	112	93	93	...	19	17	2	...	15	27000	4.6	81	86	3.2	...	7	
18...	140	80	78	78	...	2	2	15	16000	4.9	58	65	3.4	1	2	
19...	149	84	80	76	4	3	3	17	12000	4.9	56	70	3.3	...	2	
20...	127	55	51	48	3	3	3	23	12500	5.2	27	74	3.9	...	3	
21...	106	41	36	36	...	3	3	22	13500	5.6	17	80	4.7	...	2	
22...	38	16	16	15	1	10	12500	5.3	6	71	3.7	...	1	
23...	121	43	42	42	...	1	1	24	13500	5.7	17	82	4.5	...	2	
24...	88	46	24	24	...	2	2	17	13500	5.5	9	76	4.2	...	3	
B-6.....	2423	1207	1089	1070	19	106	94	12	...	12	349	14500	5.1	740	77	3.5	6	38
1...	3	3
2...	153	76	66	66	...	10	10	17	12500	5.1	48	102	3.6	1	1	
3...	160	63	60	60	...	3	2	1	...	24	19000	5.1	35	71	3.7	...	5	
4...	547	237	217	216	1	18	18	2	122	12500	4.8	107	78	3.7	...	9
5...	117	46	42	42	...	4	4	21	12000	5.2	21	78	4.7	...	3	
6...	192	125	100	100	...	25	14	11	...	15	17500	5.9	90	73	3.0	...	3	
7...	62	46	38	38	...	8	8	9	32000	5.1	33	57	2.5	2	1	
8...	81	46	46	46	6	...	4.2	32	97	3.8	2	...	
9...	122	70	65	65	...	4	4	1	12500	4.7	60	97	3.1	
10...	68	29	29	29	15	13000	5.5	13	75	3.9	
11...	5	3	
12...	104	40	40	40	24	13500	5.0	14	82	4.1	...	2	
14...	48	24	22	22	...	2	2	12	16000	6.2	10	61	3.3	...	1	
15...	33	13	10	10	...	1	1	3	9	76	4.1	...	2	
16...	16	6	6	6	5	80	4.2	
17...	57	24	23	23	...	1	1	5	...	6.2	18	72	3.9	...	1	
18...	119	66	64	58	6	2	2	14	16500	5.6	42	73	3.5	...	1	
19...	42	28	27	27	...	1	1	19	76	3.3	...	3	
20...	153	99	87	84	3	6	6	8	...	5.3	78	70	3.3	
21...	137	67	64	58	6	2	2	1	21	13000	5.4	39	72	3.8	...	2
22...	3	2	
23...	52	26	26	26	3	19	81	4.0	...	1	
24...	54	24	24	21	3	7	...	3.9	14	74	3.6	...	1	
25...	82	39	26	26	...	13	13	10	12000	4.9	25	65	3.5	1	1	
29...	13	5	3	3	...	2	2	5	65	4.4	...	1	
B-7.....	*2795	1534	1397	1358	39	125	99	26	...	12	430	18000	5.5	971	79	3.5	3	24
4...	102	52	44	44	...	8	8	22	14000	5.2	28	71	3.4	
5...	62	37	34	34	...	3	3	9	17000	6.1	22	61	3.1	...	2	
6...	102	47	39	39	...	3	3	5	17	14500	5.0	27	73	4.0	...	1
7...	164	81	80	79	1	1	19	10500	4.8	53	72	3.9	...	3
8...	57	35	32	32	...	3	3	11	11000	4.9	21	63	3.3	...	1	
9...	88	60	60	29	31	7	12500	5.1	46	55	2.8	2	1	
10...	109	59	59	59	16	15000	5.1	30	72	4.1	...	2	
16...	132	67	66	66	...	1	1	20	11000	4.9	45	72	3.4	...	1	
20...	84	54	36	36	...	18	13	5	...	7	...	5.9	42	74	3.3	1	1	
25...	24	10	10	10	8	25000	6.1	2	
30...	11	5	4	4	...	1	1	3	2	
32...	39	19	12	12	...	7	7	7	76	4.1	
33...	83	34	33	33	...	1	1	12	15000	5.3	15	86	4.1	
34...	98	55	43	43	...	12	12	16	16000	5.1	15	86	4.1	...	1	
35...	127	68	68	68	...	12	12	14	16000	5.6	38	100	3.5	...	1	
					14	16500	5.3	52	108	3.4	...	1	

Table 2.—CHARACTERISTICS OF HOUSING UNITS, BY BLOCKS: 1960—Con.

["Total population" contains no persons in group quarters unless preceded by asterisk; one asterisk (*) denotes less than 10 percent; two asterisks (**), 10 percent or more]

Blocks within census tracts	Total population	All housing units by condition and plumbing									Occupied housing units							
		Total	Sound			Deteriorating			Dilapidated	Owner occupied			Renter occupied			Occupied by non-white	1.01 or more persons per room	
			Total	With all plumbing facilities	Lacking some or all facilities	Total	With all plumbing facilities	Lacking some or all facilities		Total	Average value (dollars)	Average number of rooms	Total	Average contract rent (dollars)	Average number of rooms			
								With flush toilet										No flush toilet
36...	175	113	103	103	...	10	10	14	21000	5.1	91	104	3.5	...	1	
37...	73	52	52	52	4	40	83	3.8	
38...	106	75	74	71	3	1	1	13	17500	5.4	51	94	3.7	...	1	
39...	36	17	17	17	11	17500	5.4	4	
40...	54	22	22	22	15	23000	6.7	7	87	3.7	
41...	78	34	34	32	2	24	27000	6.7	10	69	2.8	
42...	20	6	6	6	6	34000	8.3	
44...	221	164	138	138	...	25	5	20	1	12	13000	4.4	138	59	2.9	
45...	59	36	36	36	6	15000	4.8	24	88	3.3	...	1	
46...	286	125	111	109	2	12	12	62	24000	6.6	52	69	3.6	...	3	
47...	57	32	31	31	11	12500	4.7	20	74	3.6	
48...	*348	175	153	153	...	20	20	57	14500	5.0	104	87	3.7	...	4	
C-8.....	*2887	1247	1192	1181	11	55	54	1	...	511	15000	5.3	673	82	3.7	9	44	
1...	54	21	19	19	...	2	2	9	13000	4.9	12	76	4.3	...	2	
2...	*109	36	34	34	...	2	2	24	13000	5.3	11	68	4.0	1	1	
3...	80	32	32	32	17	14500	5.0	13	82	4.0	...	1	
4...	45	22	21	19	2	1	1	14	15500	5.2	8	68	3.9	
5...	42	18	18	18	11	13500	5.1	6	85	4.8	
6...	110	49	48	46	2	1	1	21	16000	5.4	26	66	3.2	3	3	
7...	97	41	41	40	1	17	13500	5.1	23	74	3.9	...	1	
8...	28	16	16	16	8	16000	4.5	5	77	4.4	
10...	75	42	40	40	...	2	2	7	18000	5.6	26	88	3.3	...	2	
11...	151	95	95	95	8	24000	6.1	77	69	3.1	4	1	
12...	145	76	76	75	1	20	13500	5.3	51	99	3.3	...	1	
13...	28	17	17	17	5	...	5.8	9	74	3.4	...	1	
14...	45	20	20	20	6	14000	5.0	13	69	3.8	
15...	91	47	47	47	4	37	99	3.6	
17...	81	34	30	30	...	4	4	16	14500	5.1	18	60	3.9	...	1	
18...	120	45	44	44	...	1	1	18	15500	4.9	26	71	3.7	...	3	
19...	117	43	39	38	1	4	4	21	13500	5.3	19	74	3.9	...	3	
20...	73	29	28	28	...	1	1	28	13500	5.7	3	
21...	96	31	26	26	...	5	5	24	14000	5.9	7	61	4.0	...	2	
22...	80	38	38	38	21	14000	5.3	15	90	4.8	
23...	110	37	37	37	24	16000	6.0	13	73	3.8	...	1	
24...	69	29	29	29	23	14500	5.6	6	89	4.8	
32...	42	12	12	12	7	20000	6.0	4	
34...	43	17	17	16	1	13	20000	6.5	4	1	
35...	39	19	19	19	16	13000	4.8	3	
36...	47	17	14	14	...	3	3	14	13500	4.9	2	
37...	384	147	125	123	2	22	22	58	12500	5.0	85	75	3.8	1	12	
38...	*486	217	210	209	1	7	6	1	...	59	16000	5.1	151	97	3.8	...	8	
C-9.....	*3212	1592	1568	1556	12	24	22	2	...	395	13000	4.8	1019	85	3.7	8	52	
1...	2	2	
2...	133	77	76	76	...	1	...	1	...	21	11500	4.9	48	125	3.5	1	1	
3...	119	60	59	59	...	1	1	24	11500	4.8	28	100	3.9	1	1	
4...	18	10	8	8	...	2	2	9	78	3.7	
5...	12	7	7	7	7	...	3.3	
6...	162	77	77	77	21	11500	4.5	52	95	4.0	
7...	150	74	74	74	8	11500	4.6	47	87	4.0	...	2	
8...	35	19	19	19	18	13000	4.9	8	76	4.0	...	1	
9...	67	30	29	25	4	1	1	11	13500	4.5	18	111	3.6	...	1	
10...	156	69	69	69	24	10500	4.6	38	75	3.9	2	4	
11...	188	81	81	81	18	10000	4.6	52	68	3.5	...	8	
12...	77	43	34	32	2	9	9	6	...	4.7	32	57	3.3	
13...	31	21	21	19	2	8	...	4.4	11	69	3.9	
14...	*146	73	72	72	...	1	...	1	...	11	9500	4.5	56	71	3.9	
15...	133	68	68	68	13	16000	4.6	51	110	3.6	1	1	
17...	170	70	70	70	21	13500	4.7	43	76	4.0	...	2	
18...	164	69	69	68	1	20	10500	4.8	45	91	3.7	...	4	
19...	133	62	61	61	...	1	1	18	12500	5.0	39	100	3.6	1	3	
20...	151	65	62	62	...	3	3	23	14000	4.9	38	107	4.1	...	2	
21...	124	65	65	65	18	15000	5.6	43	72	3.7	
22...	121	63	62	62	...	1	1	20	14500	4.8	41	66	3.3	
23...	127	60	59	59	...	1	1	13	12500	4.9	43	76	3.5	1	3	
24...	135	72	72	72	13	15500	5.3	45	79	3.8	...	2	
25...	169	91	91	88	3	20	14500	4.8	61	80	3.7	...	4	
26...	82	46	44	44	...	2	2	12	10000	4.1	30	67	3.4	...	1	
28...	110	55	55	55	6	16500	5.8	45	69	3.5	1	3	
29...	297	163	162	162	...	1	1	28	13500	4.6	87	93	3.6	...	9	
C-10.....	*3876	1812	1617	1614	3	158	156	2	...	37	605	13000	5.0	1053	81	3.8	14	56
1...	94	37	33	32	1	3	3	30	19500	6.4	3	
2...	61	25	25	25	21	16500	5.8	3	
3...	90	39	39	39	23	12000	5.7	14	78	4.1	
4...	102	42	41	41	20	14500	5.3	20	78	4.0	...	2	
5...	1	1	
6...	71	27	27	27	16	12000	5.4	11	92	4.3	...	3	
7...	121	50	44	44	...	5	5	22	13000	5.3	26	71	3.8	
8...	140	65	54	54	...	11	11	13	12500	5.1	41	71	4.0	...	1	
9...	108	54	33	33	...	16	16	16	9500	4.7	28	68	3.3	1	4	
10...	131	75	66	66	...	5	5	17	11500	4.8	49	75	3.5	
12...	190	95	83	83	...	11	11	17	12500	4.9	69	71	3.6	1	5	
13...	105	47	43	43	...	4	4	24	10500	5.1	19	115	3.6	...	2	
14...	151	76	75	75	...	1	1	28	10500	4.6	46	97	3.3	3	2	

Table 2.—CHARACTERISTICS OF HOUSING UNITS, BY BLOCKS: 1960—Con.

("Total population" contains no persons in group quarters unless preceded by asterisk: one asterisk (*) denotes less than 10 percent; two asterisks (**), 10 percent or more)

Table with multiple columns: Blocks within census tracts, Total population, All housing units by condition and plumbing (Sound, Deteriorating, Dilapidated), Occupied housing units (Owner occupied, Renter occupied), and 1.01 or more persons per room. Rows include individual census tracts (7-36, C-14, 1-51) and their characteristics.

Table 2.—CHARACTERISTICS OF HOUSING UNITS, BY BLOCKS: 1960—Con.

["Total population" contains no persons in group quarters unless preceded by asterisk; one asterisk (*) denotes less than 10 percent; two asterisks (**), 10 percent or more]

Blocks within census tracts	Total population	All housing units by condition and plumbing									Occupied housing units							
		Total	Sound			Deteriorating			Dilapidated	Owner occupied			Renter occupied			Occupied by non-white	1.01 or more persons per room	
			Total	With all plumbing facilities	Lacking some or all facilities	Total	With all plumbing facilities	Lacking some or all facilities		Total	Average value (dollars)	Average number of rooms	Total	Average contract rent (dollars)	Average number of rooms			
							With flush toilet	No flush toilet										
20...	206	63	63	63	50	13500	4.5	9	100	4.1	...	6
21...	104	26	26	26	21	14000	4.9	4	4
22...	*505	155	155	155	96	13500	4.5	46	92	4.2	...	23
F-27-D..	*3224	1192	1026	1025	1	125	125	41	645	14000	4.8	402	87	3.9	6	84
1...	*318	96	92	92	4	54	16000	5.0	33	89	4.0	1	7
2...	41	13	10	10	...	2	2	1	8	11000	4.4	4	1
3...	159	46	40	40	...	3	3	3	16	11500	4.3	25	83	3.8	...	8
4...	*112	33	32	32	...	1	1	17	15000	5.0	15	84	4.0	...	3
5...	210	74	64	64	...	7	7	3	28	17000	4.8	42	78	3.9	1	7
6...	73	33	28	27	1	3	3	2	17	13500	4.8	14	61	3.1	...	1
7...	*547	231	215	215	...	13	13	3	101	13500	4.8	79	78	3.9	1	13
8...	90	36	33	33	...	3	3	8	...	5.0	28	105	3.8	...	2
9...	620	262	205	205	...	40	40	17	149	12500	4.8	66	99	3.7	...	19
10...	238	100	45	45	...	48	48	7	38	12000	4.4	52	69	3.8	...	5
11...	45	16	15	15	1	12	13500	4.9	3	1
12...	75	16	16	16	16	22000	6.0	1
13...	454	135	130	130	...	5	5	106	14000	4.8	24	91	4.3	3	10
14...	115	36	36	36	33	12500	4.3	3	5
15...	59	24	24	24	21	15000	5.7	2
16...	88	41	41	41	21	14500	5.4	12	116	3.3	...	1
F-27-E..	3145	886	885	885	...	1	1	825	15500	5.0	50	105	4.7	7	69
1...	260	76	76	76	71	15000	5.0	4	4
2...	99	34	34	34	30	13500	4.4	3	2
3...	80	24	24	24	22	14000	4.4	2	3
4...	119	36	36	36	34	14500	4.8	1	5
5...	95	27	27	27	23	15000	5.1	4
6...	52	14	14	14	14	14500	5.0	3
7...	52	18	18	18	17	15500	5.0	1
8...	147	37	37	37	35	16500	5.7	2	3
9...	4	1
10...	102	28	28	28	24	17000	5.4	3	1
11...	127	29	29	29	29	16500	5.7	3
12...	105	31	31	31	29	16500	5.4	1	1
13...	54	15	15	15	15	15500	5.0	2
14...	51	14	14	14	14	17000	4.9	1
15...	95	24	24	24	24	16500	5.0	2
16...	45	10	10	10	10	16500	5.1	1
17...	686	200	200	200	187	17000	5.0	11	109	4.7	...	12
18...	161	38	37	37	...	1	1	36	16500	5.3	2	1	6
19...	99	29	29	29	27	13500	4.3	2	3
20...	6	2
22...	110	29	29	29	28	17500	5.1	1	3
23...	128	32	32	32	29	16000	5.0	3	4
24...	175	48	48	48	41	14500	5.0	5	105	5.2	1	4
25...	81	22	22	22	21	14000	4.6	1	3
26...	86	26	26	26	22	13500	4.8	2	1
27...	88	23	23	23	23	15000	5.0	2
28...	58	19	19	19	18	13500	4.6	1
F-27-F..	*3384	974	970	970	...	3	3	1	856	15500	4.9	95	94	4.3	9	98
1...	132	37	37	37	32	12500	4.4	5	90	4.0	...	6
2...	523	154	152	152	...	2	2	132	12500	4.4	18	97	4.1	1	26
3...	37	10	10	10	8	13000	4.8	1	2
4...	84	22	22	22	21	13500	4.4	1	5
5...	124	39	39	39	34	13000	4.3	5	...	4.6	...	5
6...	75	25	25	25	24	13500	4.4	1	1	1
7...	126	32	32	32	30	14500	4.9	2	3
8...	30	11	11	11	11	14000	4.8
9...	39	14	14	14	12	14500	4.8
10...	22	5	5	5	5	17000	5.6
11...	20	6	5	5	4	2
12...	*597	168	168	168	140	16500	5.1	21	83	4.6	2	15
13...	83	19	18	18	...	1	1	19	27000	6.8	1	1
14...	138	38	38	38	38	23000	5.7	1
15...	106	32	32	32	29	21000	5.6	2
16...	51	15	15	15	14	19000	5.1	1	1	1
17...	128	35	35	35	31	15500	5.0	4	1	5
18...	62	17	17	17	17	25000	5.8	1
19...	73	19	19	19	17	21000	5.7	1	1	2
20...	42	12	12	12	10	16000	5.1	2	1
21...	65	18	18	18	18	13500	4.9	2
22...	73	19	19	19	18	15000	5.2	1
23...	76	22	22	22	20	15500	5.2	2
24...	254	73	73	73	66	14000	4.7	6	108	4.5	...	7
25...	69	21	21	21	18	14000	4.3	3	2
26...	81	30	30	30	24	14000	4.6	5	101	4.2	...	1
27...	26	7	7	7	6	14500	5.2
28...	180	50	50	50	43	14000	4.6	6	98	4.2	...	9
29...	48	14	14	14	13	13500	4.5	1	2
30...	20	10	10	10	2	5	...	3.2
F-28....	*8942	3107	3064	3023	41	41	41	2	1985	22000	5.7	950	106	3.6	5	92
1...	**1294	395	395	370	25											

City Block Characteristics

Table 2.—CHARACTERISTICS OF HOUSING UNITS, BY BLOCKS: 1960—Con.

["Total population" contains no persons in group quarters unless preceded by asterisk; one asterisk (*) denotes less than 10 percent; two asterisks (**), 10 percent or more]

Blocks within census tracts	Total population	All housing units by condition and plumbing										Occupied housing units						
		Total	Sound			Deteriorating			Dilapidated	Owner occupied			Renter occupied			Occupied by non-white	1.01 or more persons per room	
			Total	With all plumbing facilities	Lacking some or all facilities	Total	With all plumbing facilities	Lacking some or all facilities		Total	Average value (dollars)	Average number of rooms	Total	Average contract rent (dollars)	Average number of rooms			
								With flush toilet										No flush toilet
2...	76	20	20	20	20	24000	5.8	1	
3...	99	29	29	29	24	25000	5.8	2	
4...	57	14	14	14	13	35000	6.1	1	1	
5...	51	12	12	12	12	26000	5.9	
6...	8	2	
7...	24	5	5	5	5	42000	8.2	
8...	**279	101	101	101	19	21000	5.1	81	105	3.4	...	4	
9...	148	55	55	55	32	24000	5.8	21	80	3.1	...	2	
10...	*131	61	61	61	7	27000	6.1	53	100	2.8	...	1	
11...	**62	9	9	7	2	2	7	...	3.9	
13...	*2324	707	707	706	1	600	23000	5.9	74	131	4.3	...	19	
14...	171	98	98	98	21	26000	5.6	46	140	3.5	
15...	156	43	43	41	2	41	28000	5.7	2	2	
16...	65	16	16	16	16	34000	6.5	
17...	41	10	10	10	9	25000	5.8	1	1	
18...	35	10	10	10	10	23000	5.4	
19...	69	18	18	18	17	23000	5.7	1	
20...	116	39	38	38	...	1	1	37	19500	5.6	1	2	
21...	93	30	30	30	28	19000	5.4	2	
22...	137	58	55	55	...	3	3	32	13500	4.9	18	80	3.8	...	3	
23...	64	18	18	18	17	16000	5.1	1	1	
24...	104	29	29	29	24	15500	5.7	5	...	5.0	...	3	
25...	76	32	32	32	29	14500	5.0	2	1	
26...	106	38	38	38	30	14000	5.1	8	74	4.3	...	1	
27...	69	33	32	32	...	1	1	26	13500	5.1	6	70	4.0	
28...	96	41	41	41	24	16500	5.3	13	79	3.8	
29...	112	33	33	33	31	18500	5.5	2	2	
30...	118	40	40	40	36	20000	5.9	1	1	
31...	59	19	19	19	18	23000	6.4	1	
32...	48	13	13	13	13	24000	6.3	
33...	43	13	13	13	12	28000	5.9	
35...	111	46	46	46	32	17000	5.1	14	92	3.9	...	1	
36...	43	21	21	21	5	...	4.4	15	76	3.8	
37...	70	39	39	39	11	18500	5.8	20	83	2.8	...	1	
38...	90	39	39	39	22	17500	5.6	12	88	4.1	2	...	
39...	60	24	24	24	22	18500	5.9	1	
40...	16	6	6	6	5	...	5.6	1	1	
41...	52	20	20	20	11	22000	6.5	8	83	3.9	...	1	
42...	56	22	22	22	21	20000	6.1	1	
43...	20	6	6	6	5	19500	5.8	1	
44...	77	30	29	29	...	1	1	20	20000	5.5	8	81	3.6	
45...	83	27	25	25	...	2	2	21	20000	6.0	5	95	4.4	...	2	
46...	83	21	21	21	20	21000	6.5	1	2	
47...	**89	23	22	22	...	1	1	11	25000	6.6	12	89	4.9	...	2	
48...	76	35	34	34	...	1	1	18	20000	5.2	15	83	3.7	...	2	
49...	53	19	18	18	...	1	1	16	23000	6.1	3	
50...	349	136	135	135	...	1	1	82	19500	5.9	45	92	3.6	1	2	
51...	36	10	10	10	9	16500	5.8	1	
52...	21	9	8	8	...	1	1	3	6	89	3.7	
53...	52	17	16	16	...	1	1	16	21000	5.7	1	
54...	122	59	59	59	7	22000	5.4	52	133	3.7	...	1	
56...	78	32	30	30	...	2	2	16	14500	5.0	16	62	3.2	
57...	71	33	30	30	...	3	3	11	16500	5.0	20	110	3.9	
58...	94	39	36	36	...	3	3	16	17500	5.3	21	80	3.4	
59...	96	46	43	43	...	3	3	22	16500	4.9	22	78	3.1	...	1	
60...	168	74	67	67	...	6	6	29	20000	4.5	37	77	3.4	1	7	
61...	112	46	36	36	...	9	9	17	17000	4.5	29	189	3.0	...	4	
62...	90	46	46	46	...	10	29	12500	3.5	16	90	3.4	...	5	
63...	114	40	40	40	16	14000	5.0	22	84	4.0	...	2	
64...	105	44	44	43	1	26	13500	4.7	17	88	4.2	
65...	124	57	56	56	...	1	1	23	14500	5.0	33	84	3.2	1	...	
F-29-A...	*6391	2105	2040	2037	3	55	54	1	...	10	1503	19500	5.2	498	94	3.8	5	78
1...	*1813	498	488	488	...	8	8	2	438	20000	5.3	52	130	4.1	1	13
2...	43	11	11	11	10	20000	5.0	1	1	
3...	80	25	25	25	23	16500	5.1	1	
4...	79	23	23	23	22	17000	5.4	1	1	
5...	67	18	18	18	17	17000	5.0	1	
6...	60	19	19	19	17	17500	5.2	2	
7...	100	25	25	25	22	23000	5.5	3	2	
8...	136	39	39	39	37	16500	4.9	2	2	
9...	31	12	12	12	11	16000	4.6	
10...	162	46	45	45	...	1	1	41	18000	5.1	4	2	
11...	70	26	26	26	25	20000	5.4	1	
12...	144	47	46	46	...	1	1	41	21000	5.2	4	1	
13...	71	19	19	19	18	17500	5.6	1	2	
14...	*121	40	38	38	...	1	1	19	15500	5.3	15	80	4.4	1	4	
15...	84	33	31	31	...	2	2	22	15000	4.8	10	87	3.8	...	1	
16...	69	28	25	25	...	2	2	17	16500	4.6	9	73	4.1	...	2	
17...	101	36	36	36	20	12500	4.8	14	83	4.6	...	2	
19...	78	32	31	31	...	1	1	23	14000	4.9	9	91	4.2	
20...	20	6	6	6	6	23000	5.8	
21...	79	24	24	24	21	17500	5.6	1	
22...	49	15	15	15	14	20000	5.4	1	
23...	**246	73	73	73	26	22000	5.1	47	102	3.3	1	...	
24...	**112	35	35	35	22	25000	5.7	12	121	3.3	

Table 2.—CHARACTERISTICS OF HOUSING UNITS, BY BLOCKS: 1960—Con.

["Total population" contains no persons in group quarters unless preceded by asterisk; one asterisk (*) denotes less than 10 percent; two asterisks (**), 10 percent or more]

Blocks within census tracts	Total population	All housing units by condition and plumbing									Occupied housing units								
		Sound					Deteriorating				Dilapidated	Owner occupied			Renter occupied			Occupied by non-white	1.01 or more persons per room
		Total	With all plumbing facilities	Lacking some or all facilities	Total	With all plumbing facilities	Lacking some or all facilities		Total	Average value (dollars)		Average number of rooms	Total	Average contract rent (dollars)	Average number of rooms				
							With flush toilet	No flush toilet											
25...	102	33	33	33	31	23000	5.4	2	1
26...	95	28	28	28	28	23000	5.8	1
27...	124	43	42	42	34	24000	5.3	8	109	5.3	1
28...	108	34	33	33	28	21000	5.6	4
29...	26	9	7	7	6	18000	5.0	1	1
30...	40	16	16	16	16	22000	5.2
31...	78	28	28	28	27	23000	5.3	1
32...	98	35	35	35	30	20000	5.6	4
33...	101	30	30	30	28	24000	6.1	1	2
34...	49	20	20	20	18	25000	6.2	1
35...	69	22	22	22	21	19500	5.3	1
36...	90	24	24	24	21	16500	5.3	3	2
37...	67	23	23	23	22	17500	5.0	1	2
38...	*128	48	48	48	25	19500	5.2	22	87	3.5	2
39...	36	12	12	12	7	18500	5.7	5	85	4.0
40...	88	34	34	34	19	18500	5.2	14	83	3.8	1
41...	134	45	43	43	23	19000	5.3	20	63	3.4	4
42...	70	45	39	39	...	2	2	14	13000	4.7	18	79	2.7	...	1	2
43...	62	20	12	12	...	8	7	13	12000	5.1	7	86	3.1	3
44...	46	16	16	16	8	...	5.5	7	95	4.0	...	1	1
45...	53	24	24	24	15	15000	4.6	8	87	1.8
46...	79	35	29	29	6	15	14500	4.5	20	137	3.5
47...	72	32	31	31	1	8	...	5.9	21	80	3.0	2
48...	35	11	11	11	6	...	4.8	5	81	4.4
49...	17	8	7	7	1	5	12500	4.2	2	1
50...	39	16	15	15	1	7	...	4.6	8	69	3.4	1
51...	73	29	25	25	4	12	13500	4.3	16	65	3.9	4
52...	50	23	19	19	3	10	15000	4.8	12	76	3.6
53...	64	22	22	22	8	...	5.4	14	77	3.9
54...	58	20	17	17	2	10	15000	4.5	9	83	4.1	2
55...	110	59	57	57	...	2	2	13	13500	4.6	40	69	3.2	1
56...	**72	43	42	42	...	1	1	8	18000	4.8	10	124	3.9
57...	171	61	60	58	2	1	1	40	16500	5.0	16	82	4.3	4
58...	74	27	26	25	1	15	13000	4.8	7	86	4.3	5
F-29-B...	*4391	1642	1631	1627	4	11	11	1136	17500	5.2	372	97	3.7	6	56	
1...	131	48	42	42	...	6	6	25	16000	5.2	21	80	3.9	...	3	
2...	113	43	42	42	...	1	1	25	17500	5.2	15	89	3.7	...	2	
3...	34	14	14	14	12	17000	5.3	1	
4...	86	29	29	29	27	19000	5.4	2	
5...	*305	222	221	220	1	1	1	15	29000	5.0	116	102	3.3	...	13	
6...	75	19	19	19	18	21000	5.8	1	1	1	
7...	71	32	32	32	31	16500	5.2	1	
8...	79	32	32	32	30	16500	5.3	2	
9...	81	35	35	35	30	16500	5.3	5	56	3.2	1
10...	80	33	33	33	27	15500	5.1	5	...	4.6
11...	153	54	53	53	...	1	1	29	15500	4.9	21	77	4.2	1	5	
12...	78	27	27	27	21	15500	4.7	6	83	4.0	3
13...	37	12	12	12	12	16000	4.9
14...	112	41	41	41	40	15500	4.7	1	1
15...	64	26	26	26	24	15500	5.2	2
16...	*456	144	143	143	...	1	1	129	17500	5.3	12	190	4.6	...	6	6
17...	42	12	12	12	10	19000	5.4	2
18...	55	17	17	17	15	16000	5.0	2
19...	64	31	31	31	5	...	4.6	26	75	3.5	1
20...	60	25	25	25	12	19500	4.7	13	92	4.0
21...	24	8	8	8	8	21000	5.1
22...	82	30	30	30	21	21000	5.3	8	91	3.9
23...	45	18	18	18	16	17500	5.1	1	1
24...	119	35	35	35	33	16500	5.1	1	2
25...	29	11	11	11	11	17000	5.1
26...	60	18	18	18	17	20000	5.8	1
27...	38	10	10	10	10	24000	6.5
28...	98	36	36	36	34	15500	4.9	2
29...	112	37	36	36	...	1	1	33	19000	5.3	4	1
30...	64	21	21	21	21	16500	5.5
31...	76	26	26	26	22	17000	4.7	2	1
32...	118	35	35	35	32	17500	5.0	3	1	...	2
33...	75	21	21	21	21	17500	6.2	1	...	1
34...	196	64	64	64	53	21000	5.5	9	88	4.1	...	1	1
35...	54	19	19	19	13	22000	5.2	6	94	3.7	1	...	1
36...	44	12	12	12	12	24000	5.3	1
37...	58	16	16	16	13	16000	5.8	3
38...	82	26	26	25	1	24	18000	5.7	2	1
39...	107	32	32	32	29	18000	5.6	2
40...	10	3
41...	73	22	22	21	1	21	19500	6.0	1
42...	33	8	8	8	8	16000	5.1	1
44...	44	12	12	12	10	19000	5.6
45...	101	33	33	33	29	16500	5.4	4	1
46...	52	18	18	18	14	15500	5.1	4	1
47...	71	24	24	24	17	14500	4.9	6	100	4.5	2
48...	69	28	28	28	24	13000	4.5	3	1
49...	281	123	123	122	1	50	17500	5.1	57	88	3.3	2

City Block Characteristics

Table 2.—CHARACTERISTICS OF HOUSING UNITS, BY BLOCKS: 1960—Con.

["Total population" contains no persons in group quarters unless preceded by asterisk: one asterisk (*) denotes less than 10 percent; two asterisks (**), 10 percent or more]

Blocks within census tracts	Total population	All housing units by condition and plumbing									Occupied housing units								
		Total	Sound			Deteriorating			Dilapidated	Owner occupied			Renter occupied			Occupied by non-white	1.01 or more persons per room		
			Total	With all plumbing facilities	Lacking some or all facilities	Total	With all plumbing facilities	Lacking some or all facilities		Total	Average value (dollars)	Average number of rooms	Total	Average contract rent (dollars)	Average number of rooms				
							With flush toilet	No flush toilet											
F-29-C..	3893	1135	1127	1126	1	8	7	1	936	14000	4.8	162	103	4.3	3	113	
1...	254	68	68	68	59	13500	5.0	7	105	4.7	...	8	
2...	60	15	15	15	15	17000	5.5	1	
3...	125	34	34	34	29	14000	4.9	4	4	
4...	58	17	17	17	13	13000	5.0	3	
5...	191	47	46	46	...	1	1	38	13500	4.8	9	107	5.0	...	7	
6...	165	45	45	45	40	14500	5.0	5	117	5.2	...	7	
7...	400	123	123	123	107	14000	4.6	13	102	4.7	...	11	
8...	959	290	288	287	1	2	1	1	244	13500	4.5	36	99	4.1	...	32	
9...	57	21	21	21	16	13500	4.6	5	100	4.2	
10...	90	28	28	28	24	13500	4.3	3	3	
11...	102	28	27	27	...	1	1	25	14000	4.4	3	4	
12...	96	28	27	27	...	1	1	26	13500	4.9	1	1	
13...	115	36	36	36	30	14000	4.8	5	107	4.6	...	2	
14...	70	20	20	20	18	14000	5.1	2	1	
15...	91	24	24	24	21	14500	4.8	3	1	
16...	69	20	20	20	16	15000	4.5	3	1	
17...	190	52	52	52	42	15500	5.0	8	120	4.9	...	6	
18...	91	24	23	23	...	1	1	23	13000	4.5	1	5	
19...	37	10	10	10	10	13000	4.5	1	
20...	46	13	13	13	12	13500	4.4	1	1	
21...	40	20	20	20	5	13500	4.4	12	117	4.0	
22...	158	72	72	72	26	14500	4.6	35	91	3.7	1	4	
23...	156	36	35	35	...	1	1	33	16000	5.2	3	5	
24...	147	34	33	33	...	1	1	34	16000	5.2	5	
25...	50	12	12	12	12	17500	5.5	2	
26...	40	11	11	11	11	16500	5.6	
27...	35	7	7	7	7	16500	5.1	2	
G-30....	*8199	2568	2315	2311	4	196	194	2	...	57	1658	15000	5.1	621	81	4.2	82	317	
2...	214	60	56	56	...	2	2	2	48	16000	5.0	10	95	5.1	2	8	
3...	143	45	41	41	...	2	2	2	32	13500	4.8	4	7	
4...	120	38	32	32	...	4	4	2	22	13000	5.5	10	84	4.6	...	4	
5...	21	6	5	5	...	1	1	2	4	
6...	1	1	
7...	146	140	139	139	1	38	19000	6.0	
8...	45	16	15	15	...	1	1	10	16000	5.5	5	58	3.0	
9...	37	10	9	9	...	1	1	10	15000	5.3	1	
10...	97	35	35	35	23	16500	4.8	5	97	4.6	...	3	
11...	2	2	
12...	90	34	27	27	...	7	7	20	15000	5.0	7	83	4.4	1	3	
13...	18	7	7	7	4	2	
15...	105	26	21	21	5	15	12000	4.7	9	68	4.1	...	9
16...	66	24	23	23	...	1	1	15	23000	5.0	6	80	4.2	...	2	
17...	114	35	29	29	...	3	3	3	22	14500	4.8	10	97	5.0	2	5	
18...	40	13	9	9	...	3	3	1	8	13500	5.1	2	1	
19...	9	3	
20...	173	54	37	37	...	12	12	5	34	13000	4.8	12	80	4.3	...	10	
21...	27	8	8	8	7	16000	5.9	1	1	
22...	80	22	20	20	...	1	1	1	17	14500	4.9	4	4	
23...	116	30	29	29	...	1	1	27	14000	5.6	2	4	
24...	154	45	41	41	...	3	3	1	28	13000	4.9	14	82	4.0	3	9	
25...	34	11	11	11	10	15000	5.3	
26...	103	33	32	32	...	1	1	31	15000	5.2	2	2	
27...	68	23	23	23	13	14000	5.2	7	63	3.4	1	2	
28...	293	80	80	80	64	18500	5.4	14	96	4.4	...	6	
29...	*127	30	30	30	28	18000	5.3	2	4	
30...	36	9	9	9	8	18000	5.5	1	
31...	66	20	20	20	18	19000	5.3	2	
32...	81	24	24	24	23	19000	5.2	1	
33...	271	79	73	73	...	2	2	4	38	13500	5.1	20	91	4.6	5	19	
34...	38	15	15	15	6	12000	5.2	7	80	4.0	1	...	
35...	68	20	20	20	11	11000	4.6	8	83	4.5	...	4	
36...	212	50	47	47	3	23	15000	5.0	25	83	4.4	4	15	
37...	74	20	17	17	...	3	3	14	13500	4.9	6	83	4.3	1	3	
38...	39	11	10	10	...	1	1	10	14500	4.5	1	3	
39...	96	25	25	25	23	19000	5.4	3	
40...	103	28	28	28	26	18500	5.6	1	1	
41...	135	36	36	36	32	18500	5.6	3	1	
42...	137	35	35	35	34	18000	5.5	4	
43...	156	45	39	38	1	6	6	33	14500	5.3	12	68	3.8	2	1	
44...	130	35	32	32	...	2	2	26	14000	5.1	7	71	3.7	4	6	
45...	69	20	14	14	...	3	3	3	17	12000	4.8	3	2	
46...	78	25	21	21	...	3	3	1	17	15500	4.9	6	76	4.2	2	3	
47...	77	22	16	16	...	2	2	4	11	10500	4.1	8	83	4.8	...	7	
48...	174	64	44	44	...	17	16	1	...	3	39	12500	4.9	20	80	4.1	2	3	
49...	29	11	9	9	...	2	2	6	...	5.2	4	
50...	119	33	29	29	...	2	2	2	23	13500	5.5	9	89	4.7	2	...	
51...	*180	49	37	37	...	11	11	1	35	12500	4.9	13	147	4.2	1	8	
52...	153	41	40	40	...	1	1	32	13500	5.1	8	84	4.5	...	9	
53...	277	75	74	73	1	38	13500	5.2	34	83	4.1	...	14	

Table 2.—CHARACTERISTICS OF HOUSING UNITS, BY BLOCKS: 1960—Con.

["Total population" contains no persons in group quarters unless preceded by asterisk; one asterisk (*) denotes less than 10 percent; two asterisks (**), 10 percent or more]

Blocks within census tracts	Total population	All housing units by condition and plumbing									Occupied housing units							
		Total	Sound			Deteriorating			Dilapidated	Owner occupied			Renter occupied			Occupied by non-white	1.01 or more persons per room	
			Total	With all plumbing facilities	Lacking some or all facilities	Total	With all plumbing facilities	Lacking some or all facilities		Total	Average value (dollars)	Average number of rooms	Total	Average contract rent (dollars)	Average number of rooms			
								With flush toilet										No flush toilet
60...	78	27	26	26	1	19	12500	4.5	7	82	4.1	4	2
61...	110	31	30	30	1	16	11500	4.9	10	85	4.1	1	10
63...	106	30	29	29	...	1	1	19	10500	4.6	10	76	3.6	3	8
64...	88	25	25	25	24	18500	5.5	1
65...	99	22	22	22	21	18500	5.4	1	4
66...	135	38	38	38	34	13500	4.7	3	6
67...	77	26	26	26	22	12000	4.6	3	1
68...	46	14	14	14	12	11500	4.9	2
69...	73	29	29	29	20	10500	4.4	4	2
70...	91	30	30	30	20	11000	4.8	9	79	4.0	...	2
71...	282	117	107	107	...	10	10	36	11500	4.5	68	76	3.9	2	6
72...	192	71	46	46	...	23	23	2	22	13000	4.6	40	71	3.7	1	7
73...	154	34	16	16	...	17	17	1	21	12000	4.9	12	81	4.3	1	8
74...	138	38	26	24	2	8	8	4	17	12000	4.5	19	71	3.9	2	12
75...	201	70	52	52	...	18	18	25	10500	4.5	34	68	3.9	...	12
76...	17	7	7	7	3	4
77...	93	36	33	33	...	3	3	12	10000	4.4	20	67	3.2	1	8
78...	95	25	21	21	...	4	4	16	13500	5.2	8	92	4.9	2	4
79...	115	30	21	21	...	9	9	18	11000	4.9	12	78	4.5	1	6
G-31-A...	*7675	2200	2085	2075	10	95	94	...	1	20	1664	15000	4.8	401	80	4.1	556	361
1...	98	38	34	34	...	3	3	1	28	12000	3.6	8	76	4.0	2	4
2...	107	31	26	26	...	4	3	...	1	1	18	12000	5.1	12	77	4.3	...	6
3...	621	243	221	219	2	19	19	3	178	12500	3.6	49	76	4.0	9	23
4...	68	19	13	13	...	6	6	14	13500	4.6	5	82	4.0	2	3
5...	544	183	139	139	...	39	39	5	101	16000	5.0	41	77	4.1	47	24
7...	218	99	94	92	2	1	1	4	91	5000	2.5	4	2	20
8...	35	9	9	9	4	4	2
9...	60	17	15	15	...	2	2	6	11500	4.8	11	77	3.8	...	2
10...	135	49	48	48	...	1	1	15	13500	5.3	28	80	4.1	...	4
11...	66	24	23	23	...	1	1	13	10000	4.4	11	77	3.5	1	...
12...	41	19	19	19	7	9000	4.0	12	64	3.3	...	1
13...	150	44	43	43	...	1	1	16	12000	4.7	22	80	4.3	3	11
14...	40	14	13	13	...	1	1	5	...	5.0	7	77	3.9	...	3
15...	140	44	38	37	1	5	5	1	7	11500	5.1	34	76	3.8	...	8
16...	120	40	40	40	11	8500	4.2	22	78	4.0	1	10
17...	78	19	19	19	12	14500	4.8	7	82	4.1	6	6
18...	119	36	32	32	...	4	4	11	12500	4.8	21	81	3.8	1	8
19...	**84	21	21	21	8	...	5.1	13	81	4.1	5	6
20...	22	9	9	9	4	5	...	3.6	1	...
21...	71	16	16	16	16	16000	5.1	10	2
22...	57	13	13	13	12	16000	5.2	1	10	3
23...	22	7	6	6	...	1	1	6	14000	4.3	1	2
24...	29	7	7	7	6	15000	4.8	1	1	1
26...	5	2
27...	11	5	5	5	4	1	1	...
28...	13	4
29...	68	23	23	23	20	16500	5.5	2	10	...
30...	70	20	20	20	20	18000	5.7	10	1
31...	177	47	47	47	45	15500	5.4	21	7
32...	33	11	11	11	8	13500	5.0	3	1	2
33...	106	30	29	28	1	1	24	14000	5.0	6	76	3.5	8	5
34...	232	54	54	54	50	14000	5.0	3	20	15
35...	381	87	87	87	81	14500	5.2	5	85	5.4	41	21
36...	35	11	11	11	11	15000	5.4	6	3
37...	99	24	24	24	22	16500	5.5	2	11	1
38...	55	15	15	15	13	16500	5.5	8	2
39...	151	45	45	45	41	17500	5.4	2	19	3
40...	68	20	20	20	16	17000	5.3	3	6	2
41...	41	11	11	11	10	19000	5.9	7	1
42...	64	18	18	18	17	15500	5.8	1	14	3
43...	63	15	15	15	15	15000	5.3	3	3
44...	187	40	40	40	37	16000	5.2	13	14
45...	320	89	87	86	1	2	2	78	17000	5.1	7	80	4.1	21	13
46...	46	11	10	9	1	1	7	14500	4.4	3	3	3
47...	46	14	14	14	13	14000	5.2	1	8	1
48...	85	22	22	22	20	17000	5.1	2	11	5
49...	65	18	18	18	18	14500	5.4	5	2
50...	317	76	76	76	69	14000	5.0	5	95	4.8	44	17
51...	124	33	33	33	27	13500	4.9	4	13	6
52...	65	18	18	18	17	16000	5.4	1	9	1
53...	161	41	41	41	40	16000	5.9	23	5
54...	100	29	29	29	26	15500	5.4	2	12	3
55...	127	31	31	31	29	16000	5.1	2	17	6
56...	156	35	35	33	2	33	17000	5.1	2	19	9
57...	210	44	44	44	36	15000	5.0	6	109	4.8	9	15
58...	88	19	17	17	...	2	2	18	15000	5.0	1	6	4
59...	110	28	28	28	25	16000	4.9	2	9	1
60...	151	31	30	30	...	1	26	15000	5.0	4	15	8
61...	83	19	19	19	17	15500	5.1	1	4	3
62...	170	40	40	40	39	15500	4.9	1	11	9
63...	222	52	52	52	49	15500	5.1	3	14	12
64...	82	17	17	17	16	15500	5.0	1	4
65...	47	17	17	17	10	16000	5.0	1	3
66...	**116	33	28	28	...	2	2	3	24	20000	6.0	4	1	1

Table 2.—CHARACTERISTICS OF HOUSING UNITS, BY BLOCKS: 1960—Con.

["Total population" contains no persons in group quarters unless preceded by asterisk: one asterisk (*) denotes less than 10 percent; two asterisks (**), 10 percent or more]

Blocks within census tracts	Total population	All housing units by condition and plumbing									Occupied housing units							
		Total	Sound			Deteriorating			Dilapidated	Owner occupied			Renter occupied			Occupied by non-white	1.01 or more persons per room	
			Total	With all plumbing facilities	Lacking some or all facilities	Total	With all plumbing facilities	Lacking some or all facilities		Total	Average value (dollars)	Average number of rooms	Total	Average contract rent (dollars)	Average number of rooms			
								With flush toilet										No flush toilet
21...	69	19	19	19	13	14000	5.0	5	95	4.8	...	2	
22...	93	26	26	26	24	13000	5.1	2	1	
23...	87	18	18	18	14	15000	5.7	4	2	5	
24...	37	11	11	11	9	12500	5.3	1	2	
25...	40	9	9	9	6	11500	5.0	3	1	
26...	69	22	22	22	20	13000	4.9	2	1	2	
27...	**76	19	19	19	16	13000	4.9	3	1	
28...	129	34	34	34	30	14500	5.0	3	3	
29...	173	40	40	40	36	16500	5.2	4	6	
30...	163	43	43	43	37	15000	4.9	6	88	4.3	...	5	
31...	89	23	23	23	22	17000	5.3	1	1	
32...	77	16	16	16	12	17000	5.5	4	6	
33...	52	14	14	14	12	15500	5.2	1	2	
34...	43	11	11	11	11	13500	5.1	
35...	53	16	16	16	12	17000	5.3	3	3	
36...	78	22	22	22	20	14000	5.3	2	1	
37...	65	19	19	19	15	13500	5.3	4	1	
38...	82	22	22	22	17	13000	5.5	3	1	2	
39...	66	23	23	23	20	13500	5.4	2	1	
40...	65	19	19	19	14	14000	5.6	4	3	
41...	74	21	21	21	17	12000	4.8	3	2	
42...	81	18	17	17	...	1	1	15	13000	5.6	3	4	
43...	63	20	20	20	16	12500	4.6	1	2	3	
44...	125	34	34	34	28	14000	4.8	6	91	4.3	2	2	
45...	38	9	9	9	8	13500	4.6	1	3	
46...	76	20	20	20	19	12500	4.7	1	1	
47...	56	15	15	15	15	14500	5.3	
48...	120	35	35	35	30	15500	4.9	2	1	
49...	96	20	20	20	20	17000	5.4	4	
50...	81	20	20	20	19	17000	5.2	1	2	
51...	87	22	22	22	22	17000	5.2	1	
52...	71	16	16	16	15	18000	5.1	3	
53...	46	16	15	15	...	1	1	14	18000	5.4	1	
54...	36	13	13	13	9	13500	5.2	1	2	
55...	44	10	10	10	9	14000	4.9	1	1	
56...	78	24	24	24	19	14500	5.1	2	1	2	
57...	78	24	24	24	44	15000	5.3	7	116	5.6	2	10	
58...	214	58	57	57	1	7	15000	5.0	1	2	2	
59...	36	10	10	10	10	17000	5.6	
63...	44	11	11	11	6	14500	5.2	
64...	18	6	6	6	
65...	126	29	29	29	29	17000	5.2	4	
66...	115	30	30	30	28	17000	5.2	1	2	
67...	107	26	26	26	26	17000	5.1	4	
68...	124	29	29	29	27	17500	5.0	2	7	
69...	48	13	13	13	11	15000	5.2	2	
70...	16	3	
71...	67	18	18	18	15	15000	5.1	1	2	
72...	13	3	
G-32-C...	
H-33...	*8695	2729	2544	2533	11	156	148	3	5	29	1289	13500	4.6	1182	72	3.9	924	473
1...	728	341	315	307	8	24	20	1	3	2	290	12500	3.1	49	70	3.6	17	15
2...	16	1
3...	11	3
4...	69	13	12	12	...	1	1	11	12000	5.1	2	9	6
5...	29	11	10	10	...	1	1	3	7	72	2.6	3	4
7...	37	8	6	6	2	4	4	1	2
8...	70	24	23	23	1	11	11500	4.8	9	82	4.4	2	4
9...	130	52	50	50	...	2	2	18	12000	4.7	24	70	3.6	4	8
10...	30	10	4	4	...	3	3	3	1	7	51	3.6	1	3
11...	59	18	17	17	...	1	1	7	11500	5.1	10	67	3.8	10	5
12...	70	34	34	34	14	12000	4.8	12	75	3.8	15	3
13...	276	84	80	80	...	3	3	50	13000	5.2	13	138	4.7	51	13
14...	239	61	45	44	1	5	5	30	10500	5.0	31	66	4.5	31	10
15...	52	18	17	16	1	1	1	10	8500	5.0	8	69	4.1	7	1
16...	65	19	18	18	...	1	1	9	10500	4.9	10	62	4.0	10	4
17...	30	11	11	11	8	8000	4.5	2	4	1
18...	84	21	18	18	...	3	3	16	11000	5.3	5	...	3.6	13	5
19...	58	19	15	15	...	3	1	1	1	1	7	10500	5.3	9	70	4.0	13	3
20...	56	16	15	15	...	1	1	14	12500	4.7	1	10	2
21...	77	22	19	19	...	3	3	10	13000	5.0	12	73	4.0	11	5
22...	59	20	19	19	...	1	1	13	12500	4.5	7	74	3.4	1	3
23...	128	39	37	37	...	1	1	1	12	12500	4.7	22	76	3.9	4	7
24...	118	28	27	27	...	1	1	13	13500	4.9	14	76	4.4	7	7
25...	163	45	43	43	...	2	1	...	1	...	35	15500	4.7	5	68	4.0	11	10
26...	84	22	22	22	13	11500	4.6	8	72	3.9	5	7
27...	95	29	16	16	...	13	13	13	13000	5.2	16	71	3.9	17	5
28...	79	24	21	21	...	3	3	21	13500	5.1	1	16	2
29...	73	26	19	19	...	7	7	21	13000	4.7	5	70	4.0	14	1
30...	85	28	13	13	...	13	13	2	13	13500	5.2	15	66	3.9	13	3
31...	107	35	33	33	...	1	1	1	15	12000	4.6	17	64	3.6	17	6
32...	331	92	91	91	...	1	1	15	11500	4.1	74	68	3.8	30	22
33...	419	104	104	104	103	68	3.9	26	32	32
34...	431	124	124	124	72	13500	5.0	50	72	3.8	79	27
35...	26	10	10	10	10	14500	5.2	10	...
36...	238	64	64	64	1	61	65	3.7	15	18
37...	71	25	25	25	22	12500	4.7	3	16	1
38...	77	25	25	25	22	11500	4.9	3	17	1

City Block Characteristics

Table 2.—CHARACTERISTICS OF HOUSING UNITS, BY BLOCKS: 1960—Con.

["Total population" contains no persons in group quarters unless preceded by asterisk; one asterisk (*) denotes less than 10 percent; two asterisks (**), 10 percent or more]

Blocks within census tracts	Total population	All housing units by condition and plumbing								Occupied housing units								
		Total	Sound		Deteriorating			Dilapidated	Owner occupied			Renter occupied			Occupied by non-white	1.01 or more persons per room		
			Total	With all plumbing facilities	Lacking some or all facilities	Total	With all plumbing facilities		Lacking some or all facilities		Total	Average value (dollars)	Average number of rooms	Total			Average contract rent (dollars)	Average number of rooms
									With flush toilet	No flush toilet								
39...	102	36	36	36	18	11500	4.6	16	71	3.8	9	5	
40...	87	25	17	17	19	13000	4.7	4	10	6	
41...	113	43	32	32	...	7	10	10	...	11	13000	4.5	30	70	3.5	20	4	
42...	110	30	29	29	...	1	1	1	...	19	12000	4.8	10	77	4.0	23	7	
43...	96	34	33	33	...	1	1	1	...	18	13000	4.9	10	75	3.1	12	7	
44...	8	2	
45...	241	58	57	57	...	1	...	1	...	52	17000	5.4	4	12	8	
46...	*906	258	251	251	...	7	7	60	15000	5.3	171	70	3.8	98	57	
47...	236	163	162	162	...	1	1	1	31	16	
48...	401	118	98	98	...	18	18	25	13000	5.0	86	78	3.9	36	25	
49...	232	61	61	61	11	14000	4.5	49	66	3.7	9	20	
50...	93	27	25	25	...	2	2	20	13500	5.2	6	68	3.7	10	6	
51...	74	23	23	23	20	12000	4.6	2	13	3	
52...	89	25	25	25	1	21	69	4.0	3	5	
53...	82	17	17	17	16	16500	5.5	1	5	3	
54...	113	28	27	27	...	1	1	25	17000	5.4	3	10	4	
55...	97	24	24	24	22	16000	5.4	2	11	3	
56...	67	16	16	16	15	17000	5.5	1	1	2	
57...	78	23	21	21	...	2	2	18	12000	4.8	5	82	5.2	16	1	
58...	85	26	20	19	1	6	6	14	12000	4.6	10	72	4.0	13	7	
59...	76	24	24	24	23	70	3.5	23	5	
60...	100	32	32	32	4	27	71	3.5	31	4	
61...	135	30	30	30	28	17000	5.4	1	5	7	
62...	79	19	19	19	17	15500	5.2	1	2	
63...	48	12	12	12	11	16000	5.4	1	1	
64...	117	27	26	26	...	1	1	13	16500	5.3	11	83	3.8	9	12	
65...	54	20	19	19	...	1	1	4	11	70	3.1	...	5	
67...	2	1	
68...	4	1	
H-34-A...	4072	1225	1223	1223	...	2	2	1039	16500	5.1	122	107	4.5	12	104	
1...	362	136	135	135	...	1	1	101	16000	4.7	11	95	5.1	...	5	
2...	152	34	34	34	33	16000	4.7	9	
3...	347	95	95	95	86	15000	4.6	7	105	4.9	1	16	
5...	188	45	45	45	37	15000	4.7	2	89	4.7	1	12	
6...	92	28	28	28	25	15000	5.0	2	
7...	516	141	140	140	...	1	1	126	19000	5.4	8	104	4.5	2	11	
8...	103	22	22	22	21	22000	6.1	1	1	
9...	54	16	16	16	15	16500	5.0	1	1	
10...	517	140	140	140	133	19000	5.6	4	1	8	
11...	84	21	21	21	20	18500	5.6	2	
12...	42	13	13	13	10	14000	5.2	3	1	
13...	56	16	16	16	13	14500	5.0	3	1	
14...	111	36	36	36	33	13500	4.9	3	1	
15...	111	33	33	33	32	13500	4.4	1	3	
16...	55	14	14	14	13	21000	5.7	1	
17...	59	19	19	19	16	15000	4.8	2	
18...	55	17	17	17	17	16000	5.6	
19...	56	21	21	21	18	14000	5.1	2	
20...	75	27	27	27	24	14000	4.5	2	1	
21...	159	44	44	44	39	16500	4.8	4	7	
22...	88	31	31	31	23	17000	5.2	5	159	5.6	...	3	
23...	110	31	31	31	27	16500	4.8	3	5	
25...	63	16	16	16	15	19500	5.5	1	1	2	
26...	18	5	5	5	5	19000	5.0	
27...	119	34	34	34	33	19500	5.0	1	1	2	
28...	102	31	31	31	28	15500	4.8	3	1	2	
29...	59	22	22	22	20	14500	5.0	1	1	1	
30...	135	50	50	50	44	13500	4.8	5	98	5.0	1	2	
31...	62	26	26	26	24	13000	4.7	1	1	
32...	25	6	6	6	6	17500	5.7	1	
33...	97	55	55	55	2	42	89	3.7	1	2	
H-34-B...	7846	2034	1937	1937	...	94	90	4	...	3	1005	12000	4.7	919	78	4.0	655	598
1...	95	29	25	25	...	4	2	2	23	18500	4.7	4	13	4
2...	660	168	146	146	...	22	20	2	68	13000	4.9	87	85	4.4	66	48
3...	46	14	14	14	8	12500	4.3	3	1	3	
4...	52	13	13	13	10	11000	4.5	3	4	
6...	46	15	13	13	...	1	1	7	11000	4.1	7	65	4.0	7	2	
7...	54	12	12	12	6	10000	4.7	5	68	4.2	7	4	
8...	117	29	29	29	23	12500	4.3	6	70	4.7	10	9	
9...	61	21	18	18	...	3	3	15	11000	4.7	2	3	3	
10...	64	17	17	17	12	13500	4.6	4	
11...	63	23	15	15	...	8	8	13	12500	4.9	7	68	4.3	1	2	
12...	89	17	17	17	7	12500	5.3	10	90	4.6	...	7	
13...	54	20	18	18	...	2	2	12	11000	4.3	7	73	4.0	...	3	
14...	197	43	43	43	39	16500	5.4	4	38	12	
15...	249	63	63	63	28	15000	5.1	32	90	4.0	35	21	
16...	278	68	68	68	61	90	4.0	26	30	
17...	258	67	67	67	61	90	4.0	19	24	
18...	252	68	68	68	60	92	4.0	9	27	
19...	118	30	30	30	25	87	4.2	9	12	
20...	257	57	55	55	...	2	2	28	8000	4.5	29	71	3.8	15	24	
21...	198	52	47	47	...	5	5	25	8500	4.6	23	70	3.7	11	18	
22...	177	41	41	41	32	8500	4.5	8	65	3.9	13	14	
23...	399	97	97	97	58	9500	4.3	38	69	4.1	17	32	

Table 2.—CHARACTERISTICS OF HOUSING UNITS, BY BLOCKS: 1960—Con.

["Total population" contains no persons in group quarters unless preceded by asterisk; one asterisk (*) denotes less than 10 percent; two asterisks (**), 10 percent or more]

Table with 19 columns: Blocks within census tracts, Total population, Total, Sound (Total, With all plumbing facilities, Lacking some or all facilities), Deteriorating (Total, With all plumbing facilities, Lacking some or all facilities - With flush toilet, No flush toilet), Dilapidated, Owner occupied (Total, Average value, Average number of rooms), Renter occupied (Total, Average contract rent, Average number of rooms), Occupied by non-white, 1.01 or more persons per room.

Table 2.—CHARACTERISTICS OF HOUSING UNITS, BY BLOCKS: 1960—Con.

["Total population" contains no persons in group quarters unless preceded by asterisk; one asterisk (*) denotes less than 10 percent; two asterisks (**), 10 percent or more]

Blocks within census tracts	Total population	All housing units by condition and plumbing									Occupied housing units								
		Sound					Deteriorating				Dilapidated	Owner occupied			Renter occupied			Occupied by non-white	1.01 or more persons per room
		Total	Total	With all plumbing facilities	Lacking some or all facilities	Total	With all plumbing facilities	Lacking some or all facilities		Total		Average value (dollars)	Average number of rooms	Total	Average contract rent (dollars)	Average number of rooms			
								With flush toilet	No flush toilet										
18...	12	5	5	1	4	3	1	
19...	111	91	39	5	34	15	...	15	...	37	4	57	43	1.9	32	7	
20...	99	90	5	5	5	62	2	60	...	23	3	54	42	2.1	13	3	
21...	11	5	5	5	45	3.6	5	1	
25...	4	4	
26...	19	9	9	5	4	1	7	27	2.7	...	1	
27...	16	5	5	2	3	1	4	1	
31...	13	5	5	1	3	4	1	
32...	46	10	10	10	73	4.9	7	2	
33...	6	7	6	6	1	6	42	3.2	
34...	77	43	1	1	...	37	15	21	1	5	40	48	2.0	15	7	
45...	5	2	
48...	90	24	17	17	...	5	5	2	6	7500	5.5	15	59	4.3	10	6	
49...	167	37	22	22	...	13	13	2	8	10500	5.9	28	69	4.3	13	12	
50...	167	58	38	26	12	20	16	4	8	...	4.9	42	50	3.3	9	17	
51...	207	57	42	26	16	13	10	3	...	2	4	50	49	3.3	16	21	
52...	61	17	9	9	...	8	8	2	13	62	4.2	8	4	
K-52...	*3271	2263	1909	1351	558	229	100	129	...	125	96	21000	4.2	1865	58	2.3	45	147	
1...	...	3	
2...	60	35	21	21	...	6	3	3	...	8	6	11500	5.0	27	58	2.7	2	...	
3...	114	52	42	42	...	1	1	9	5	14000	4.2	45	59	3.2	...	6	
4...	51	23	23	23	3	18	68	3.1	2	2	
6...	109	68	64	61	3	4	4	7	24000	4.4	49	70	2.4	1	7	
7...	*96	53	50	47	3	3	1	2	3	47	65	2.6	...	1	
8...	26	20	19	8	11	1	...	1	19	44	2.2	
9...	57	76	76	76	2	46	94	2.2	
10...	*90	60	60	54	6	2	54	64	2.1	...	3	
11...	78	56	51	41	10	5	3	2	1	50	54	2.6	2	...	
12...	51	42	42	40	2	3	1	40	60	2.4	
13...	61	52	45	44	1	7	4	3	40	63	3.1	
14...	66	57	47	35	12	10	4	6	4	42	62	2.5	...	4	
16...	51	40	40	25	15	33	55	1.9	...	4	
17...	26	24	24	24	24	61	2.1	
18...	201	150	148	70	78	1	1	1	135	54	1.8	2	16	
19...	151	74	63	43	20	11	7	4	2	72	56	2.5	3	10	
20...	180	130	104	77	27	25	4	21	...	1	19	11500	3.6	107	50	2.0	1	4	
21...	52	34	26	22	4	8	6	12500	5.0	21	54	2.8	...	2	
22...	36	16	15	11	4	...	1	15	50	2.0	...	6	
23...	25	25	25	25	1	19	78	2.1	1	1	
24...	62	37	19	19	...	14	1	13	...	4	3	32	52	2.1	2	4	
25...	79	27	3	3	...	21	7	14	...	3	27	57	2.6	1	11	
26...	61	35	33	20	13	2	2	1	34	65	2.2	2	6	
27...	19	16	16	16	15	61	2.3	
29...	18	16	16	5	11	2	13	35	1.5	1	...	
31...	36	35	35	34	1	26	68	2.2	...	1	
32...	105	110	109	31	78	1	...	1	2	85	50	1.5	1	2	
33...	47	53	53	9	44	40	47	1.5	...	1	
35...	50	35	21	20	1	14	4	10	1	29	52	2.3	...	1	
38...	30	24	24	24	1	21	119	2.3	
39...	103	57	31	28	3	26	12	14	...	6	34000	4.3	...	46	57	2.6	1	5	
40...	28	20	11	11	...	8	2	6	...	1	16	53	2.4	...	1	
41...	23	22	22	14	8	18	47	2.5	2	...	
42...	57	33	33	29	4	27	59	2.8	2	5	
44...	63	53	52	39	13	1	1	47	52	2.4	
45...	*57	27	18	9	9	3	3	6	20	74	3.0	...	2	
46...	32	24	21	21	...	3	3	2	21	59	3.3	3	...	
47...	10	7	7	6	1	6	56	4.2	
48...	46	49	49	18	31	3	36	60	1.7	
49...	113	86	86	39	47	2	71	56	1.8	...	7	
50...	9	
51...	5	2	
52...	114	86	83	35	48	3	1	2	2	61	46	2.4	3	8	
53...	19	9	3	3	6	8	41	3.8	...	1	
54...	33	23	23	23	18	55	2.4	...	2	
55...	58	31	3	28	1	26	41	2.7	4	3	
56...	6	1	
57...	97	46	4	2	2	...	42	1	37	52	2.6	4	8	
58...	29	28	28	7	21	26	47	1.4	1	...	
59...	49	46	46	6	40	1	37	55	1.7	...	4	
60...	7	5	5	5	4	
61...	44	30	26	16	10	4	4	30	37	2.1	1	1	
63...	110	56	55	51	4	1	1	4	47	59	2.8	2	5	
64...	71	40	37	37	...	3	3	1	31	77	3.1	1	3	
L-53...	**4220	4047	3073	787	2286	757	43	714	...	217	33	42000	2.5	3296	48	1.2	125	153	
1...	87	61	61	43	18	4	52	62	2.1	...	3	
2...	51	40	40	39	1	4	36	69	2.3	
3...	77	68	68	32	36	59	62	1.5	...	4	
4...	101	99	99	11	88	1	96	47	1.0	...	4	
5...	95	92	92	45	47	4	86	48	1.4	...	3	
6...	4	
7...	30	37	37	5	32	27	42	1.2	...	2	
8...	22	18	18	13	5	18	61	1.8	1	...	
9...	88	84	64	5	59	20	6	14	64	45	1.5	2	4	
11...	39	25	21	21	4	1	21	59	2.3	1	2	

Table 2.—CHARACTERISTICS OF HOUSING UNITS, BY BLOCKS: 1960—Con.

["Total population" contains no persons in group quarters unless preceded by asterisk; one asterisk (*) denotes less than 10 percent; two asterisks (**), 10 percent or more]

Blocks within census tracts	Total population	All housing units by condition and plumbing									Occupied housing units								
		Sound					Deteriorating				Dilapidated	Owner occupied			Renter occupied			Occupied by non-white	1.01 or more persons per room
		Total	With all plumbing facilities	Lacking some or all facilities	Total	With all plumbing facilities	Lacking some or all facilities		Total	Average value (dollars)		Average number of rooms	Total	Average contract rent (dollars)	Average number of rooms				
							With flush toilet	No flush toilet											
22...	...	1	
23...	2	2	
26...	1	1	
27...	1	1	
32...	120	81	78	66	12	1	1	...	2	4	...	72	80	2.5		
33...	34	51	50	50	1	27	65	2.1		
34...	53	42	36	32	4	4	1	3	2	3	...	31	78	2.5		
35...	67	44	26	11	15	18	8	10	...	1	...	42	58	2.0		
36...	**22	7	7	7	6	76	4.0	1	1	1		
39...	46	33	3	3	...	2	...	2	...	28	...	29	46	2.1	2	3	3		
40...	36	23	20	18	2	3	3	1	...	16	72	3.3		
41...	4	3		
42...	84	72	31	29	2	41	9	32	...	5	...	47	51	2.2	4		
43...	88	49	35	24	11	14	8	6	...	11	12500	29	54	3.2	1	1	4		
44...	63	28	28	24	4	3	...	24	60	2.8	3	4	4		
45...	41	23	20	20	...	3	1	2	22	56	2.3	1	1	1		
46...	4	1		
47...	105	76	76	52	24	5	...	66	55	2.3	1	2	2		
48...	115	74	52	16	36	22	14	7	1	62	55	2.2	3	6	6		
49...	81	115	115	6	109	2	...	72	47	1.2	2	1	1		
50...	57	34	30	19	11	3	...	3	...	3	...	31	53	2.5	1	5	5		
51...	80	59	48	30	18	3	3	...	8	6	31000	50	52	1.9	...	3	3		
52...	65	60	53	19	34	7	...	7	...	2	...	57	45	1.1	...	3	3		
53...	36	38	22	...	22	16	5	11	34	34	1.6		
54...	58	52	39	7	32	13	1	12	...	2	...	49	53	1.3	...	1	1		
55...	21	21	20	17	3	1	...	1	21	...	1.0		
56...	21	22	14	3	11	3	1	2	...	5	...	13	53	1.8	1	1	1		
57...	**48	31	25	14	11	6	...	6	29	51	2.2		
58...	36	32	32	20	12	32	53	1.6		
59...	**129	87	61	15	46	23	...	23	...	3	...	74	50	1.2	1	2	2		
60...	72	52	41	41	...	11	6	5	...	1	...	46	86	2.6		
62...	4	2		
63...	37	34	24	22	2	10	2	8	...	1	...	30	78	1.8	1		
64...	159	87	65	61	4	17	10	7	...	5	...	77	71	2.6	1	10	10		
65...	11	8	8	7	1	2	...	7	57	2.7	1		
66...	88	35	22	22	...	9	9	1	...	31	66	3.0	1	4	4		
67...	127	91	70	46	24	21	21	87	60	2.1	1	1	1		
H-57...	*1455	1017	885	705	180	115	32	82	1	17	63	28000	4.9	807	66	2.6	10	35	
1...	27	15	15	15	1	...	13	99	4.1		
3...	64	47	47	47	3	...	34	69	3.1	2		
4...	100	65	65	57	8	4	...	54	65	3.0	2	1	1		
5...	112	68	68	59	9	4	...	61	88	3.2	...	1	1		
6...	37	58	40	40	...	18	6	12	...	4	...	44	58	2.9	...	5	5		
7...	60	41	36	32	4	5	2	3	...	8	18000	21	66	2.7	1	2	2		
8...	14	5	4	4	...	1	1	2	...	3		
11...	28	12	6	6	...	6	6	12	52	3.8		
12...	112	79	56	40	16	23	5	18	...	5	...	4.4	55	2.3	1	6	6		
13...	38	23	23	14	9	2	...	20	87	2.4		
14...	75	50	50	44	6	8	...	39	70	2.8	...	1	1		
16...	127	101	61	61	...	40	2	38	...	3	39000	87	59	2.3	...	2	2		
17...	31	23	23	23	21	80	3.0	...	1	1		
18...	34	30	30	30	1	...	26	122	2.4		
19...	**66	78	78	16	62	1	...	52	54	1.0	1	3	3		
20...	**113	57	40	40	17	...	46	63	2.6	...	6	6		
21...	75	52	51	36	15	1	1	2	...	43	59	2.4	1	2	2		
22...	71	55	54	31	23	1	1	5	...	43	60	2.4	1	1	1		
23...	72	43	35	24	11	8	6	2	...	2	...	35	61	2.7	...	1	1		
26...	20	9	9	9	1	...	8	73	4.5	1	1	1		
27...	45	24	24	8	16	3	...	19	51	2.4	...	2	2		
28...	2	1		
29...	32	35	23	22	1	12	2	9	1	3	...	23	58	2.3		
30...	50	46	46	46	42	64	2.2		
H-58...	*1512	621	316	316	...	135	103	32	...	170	92	18500	5.3	480	59	3.4	7	61	
2...	32	8	4	4	...	4	4	8	60	4.3	...	3	3		
3...	37	12	12	12	6	23000	4		
4...	84	34	34	34	4	...	24	78	3.6	...	6	6		
6...	2	1		
10...	1		
11...	18	8	2	2	...	4	3	1	...	2	...	4	2	2		
12...	3	1		
14...	13	4		
15...	30	11	11	11	7	25000	3		
16...	24	13	11	11	...	2	2	3	...	10	62	3.0		
17...	54	19	19	19	3	...	15	65	4.0		
18...	3	1		
20...	19	5	5	69	5.0		
22...	73	43	39	39	...	4	1	3	...	3	...	34	62	2.5	3		
23...	75	21	20	20	...	1	1	2	...	18	67	3.9	...	4	4		
24...	31	11	11	11	2	...	9	65	3.9		
25...	14	4		
30...	36	12	2	2	...	4	4	4	...	7	63	3.9	...	3	3		
31...	1	1		
32...	11	4		
33...	43	14	12	12	...	2	2	3	...	11	58	3.9	1		

Table 2.—CHARACTERISTICS OF HOUSING UNITS, BY BLOCKS: 1960—Con.

[“Total population” contains no persons in group quarters unless preceded by asterisk; one asterisk (*) denotes less than 10 percent; two asterisks (**), 10 percent or more]

Blocks within census tracts	Total population	All housing units by condition and plumbing								Occupied housing units									
		Total	Sound			Deteriorating			Dilapidated	Owner occupied			Renter occupied			Occupied by non-white	1.01 or more persons per room		
			Total	With all plumbing facilities	Lacking some or all facilities	Total	With all plumbing facilities	Lacking some or all facilities		Total	Average value (dollars)	Average number of rooms	Total	Average contract rent (dollars)	Average number of rooms				
34...	118	47	39	39	...	5	2	3	...	3	6	...	5.2	39	60	3.6	...	6	
38...	**33	18	2	2	...	13	5	8	...	3	17	52	2.8	...	1	
39...	27	7	4	4	2	5	73	5.2	
40...	24	9	1	1	...	6	6	1	8	34	3.0	...	2	
41...	51	20	16	16	4	3	15	63	3.3	...	3	
42...	95	38	19	19	...	14	14	5	5	...	5.2	32	61	3.6	...	4	
43...	112	38	9	9	...	19	16	3	...	10	6	...	4.3	30	55	3.6	...	6	
44...	110	31	20	20	...	6	5	1	...	5	7	...	19000	5.1	24	62	3.8	...	5
45...	3	2
47...	10	4
48...	77	44	3	3	...	3	3	38	3	33	70	2.9	...	5	
49...	33	17	2	2	...	11	11	4	5	...	3.2	11	55	4.5	2	1	
50...	77	33	1	1	...	11	11	21	4	29	55	3.5	1	1	
51...	33	13	6	6	7	2	10	49	3.3	1	1	
52...	20	19	2	2	...	3	1	2	...	14	1	16	29	1.7	
53...	1	1
54...	5	3
57...	8	9	9	...	9
59...	71	40	2	2	38	1	33	48	2.8	...	5	
M-59....	*2723	1658	1207	1155	52	391	329	62	...	60	160	24000	5.7	1337	73	2.8	7	63	
1...	**96	45	37	37	...	8	8	1	38	92	3.8	
2...	4	2
3...	61	34	28	28	...	6	5	1	7	27000	4.3	27	64	3.4	...	1	
4...	*81	61	59	58	1	2	...	2	3	50	83	2.3	...	1	
5...	96	69	68	66	2	1	1	1	63	65	2.6	...	1	
6...	26	19	6	6	...	13	13	3	13	61	2.5	...	1	
7...	**37	12	11	11	...	1	1	4	8	99	4.0	
8...	49	18	18	18	11	27000	6.7	6	98	5.0	...	1	
9...	53	19	17	17	...	2	2	11	26000	6.6	7	89	3.7	...	1	
10...	72	26	22	22	...	4	4	7	19000	6.3	17	74	3.9	...	2	
11...	**19	7	6	6	...	1	1	5	...	6.2	1	
12...	29	9	3	3	...	6	6	6	10000	6.0	3	1	
15...	99	44	22	22	...	22	13	9	3	36	64	3.8	1	3	
16...	10	7	3	3	...	4	...	4	7	76	3.3	
17...	62	20	20	20	8	20000	6.3	11	77	3.8	1	2	
18...	**57	18	18	18	2	16	76	3.6	...	1	
19...	13	8	8	8	2	6	160	3.3	
20...	**34	19	17	17	...	2	2	4	14	86	3.4	1	...	
21...	71	50	43	35	8	7	3	4	3	45	70	2.6	...	1	
22...	96	63	63	57	6	7	...	5.9	51	79	3.3	1	...	
23...	87	83	83	79	4	74	100	1.9	
24...	44	32	27	27	...	5	5	2	29	64	2.5	...	1	
25...	122	113	73	64	9	40	2	94	72	2.2	1	2	
26...	47	31	2	2	...	29	29	28	101	3.6	
27...	80	58	12	12	...	46	45	1	2	48	61	2.6	...	1	
28...	37	28	28	26	2	22	62	2.9	...	1	
29...	79	53	10	10	...	43	35	8	4	47	62	2.7	...	3	
30...	43	30	5	5	...	25	24	1	2	27	59	3.0	
31...	**71	42	42	42	4	34	82	3.0	
32...	83	49	49	44	5	5	...	6.2	41	63	2.2	1	8	
33...	96	68	68	67	1	5	...	3.8	55	70	2.7	
34...	61	37	34	34	...	3	1	2	2	22	73	3.2	...	3	
35...	111	39	36	36	...	3	3	5	...	4.2	33	79	3.3	...	9	
37...	8	5	5	5	4	
38...	24	10	10	10	4	6	49	2.5	...	1	
39...	89	55	55	50	5	9	...	5.0	43	76	2.8	
40...	91	61	61	59	2	9	45	77	2.6	...	1	
41...	190	114	88	79	9	26	18	8	4	15500	4.6	45	77	2.6	...	10	
42...	113	77	43	43	...	26	7	19	6	...	4.2	66	55	2.3	1	2	
43...	83	50	20	20	...	22	22	5	...	3.6	41	62	3.0	...	2	
45...	60	41	11	11	...	26	25	1	4	32	68	2.9	...	3	
46...	39	32	2	2	...	30	30	31	75	2.3	
M-60....	*3290	1789	1587	1542	45	119	110	9	...	83	474	26000	6.1	1139	87	3.1	9	46	
1...	**128	86	86	86	1	78	81	2.0	3	3	
2...	21	11	11	11	5	25000	5.4	5	117	5.8	
3...	59	42	42	42	3	38	76	3.2	
4...	**55	17	17	13	4	10	26000	7.6	5	75	2.8	...	1	
5...	59	25	25	24	1	6	24000	7.8	15	93	4.3	
6...	43	21	17	17	...	3	3	1	26000	7.4	13	96	3.3	
13...	26	9	9	9	8	39000	9.0	
16...	70	50	39	25	14	11	2	9	8	30000	6.9	36	58	1.9	
17...	34	24	22	21	1	2	2	6	30000	7.0	14	74	2.9	
18...	34	19	19	19	6	25000	7.0	13	62	4.5	
19...	41	32	29	29	...	3	3	7	27000	6.1	24	72	3.7	
20...	8	6	2	2	...	4	4	5	79	3.8	
21...	30	35	35	35	2	18	273	3.3	
22...	110	92	91	91	...	1	1	5	42000	6.2	78	151	2.7	
23...	58	52	45	45	...	2	2	3	30	76	2.5	...	2	
24...	47	28	26	26	...	2	2	4	22	71	3.0	...	2	
25...	**60	32	19	19	...	4	4	9	27	61	2.9	...	3	
29...	51	32	22	22	...	2	2	9	30000	6.2	21	65	3.4	
30...	38	19	19	19	6	...	8.2	13	111	3.9	
31...	55	26	23	23	...	3	3										

Table 2.—CHARACTERISTICS OF HOUSING UNITS, BY BLOCKS: 1960—Con.

["Total population" contains no persons in group quarters unless preceded by asterisk; one asterisk (*) denotes less than 10 percent; two asterisks (**), 10 percent or more]

Blocks within census tracts	Total population	All housing units by condition and plumbing									Occupied housing units							
		Total	Sound			Deteriorating			Dilapidated	Owner occupied			Renter occupied			Occupied by non-white	1.01 or more persons per room	
			Total	With all plumbing facilities	Lacking some or all facilities	Total	With all plumbing facilities	Lacking some or all facilities		Total	Average value (dollars)	Average number of rooms	Total	Average contract rent (dollars)	Average number of rooms			
																		With flush toilet
64...	14	12	12	12	1	7	70	3.4	
65...	43	42	42	42	2	27	82	3.0	...	1	
66...	**32	14	8	8	...	6	6	2	11	55	2.8	
67...	90	53	41	36	5	2	2	10	5	4.8	45	65	3.1	...	1	
68...	26	20	8	8	12	1	...	18	63	2.6	
69...	25	18	18	18	12	94	2.8	
70...	25	17	17	17	1	15	116	4.1	
71...	**78	50	50	50	3	42	100	2.9	1	1	
72...	39	29	16	16	13	25	63	2.6	
74...	51	38	19	11	8	17	17	2	32	59	2.5	...	2	
75...	**76	47	34	28	6	10	10	...	3	3	36	78	2.8	
81...	94	33	25	25	...	8	8	20	17500	5.3	9	84	4.1	...	5	
87...	41	42	42	42	8	...	5.9	32	83	3.8	2	...	
88...	61	19	14	14	...	3	3	...	2	8	23000	6.8	9	74	3.2	
89...	30	21	11	11	...	9	9	...	1	2	18	83	3.4	1	...	
90...	39	24	15	15	...	6	6	...	3	1	19	81	3.2	
91...	9	5	4	4	1	1	3	
92...	3	2	
93...	27	25	25	24	1	1	22	46	2.6	
94...	718	328	322	322	...	4	4	...	2	137	26000	6.1	174	93	3.7	2	11	
95...	66	24	24	24	15	25000	6.7	7	89	3.6	...	1	
96...	197	114	86	82	4	17	17	...	11	47	30000	5.5	64	73	3.3	...	3	
97...	99	29	29	29	26	24000	5.8	2	2	...	
98...	186	68	68	68	43	22000	5.6	21	88	3.9	...	1	
99...	**179	53	53	52	1	32	16500	5.3	19	87	4.1	...	6	
M-61...	**2411	1178	1048	1043	5	118	111	6	1	12	303	19000	5.3	714	75	3.3	10	72
2...	21	6	6	6	6	23000	5.7	
3...	22	8	8	8	7	26000	5.3	
13...	84	43	42	42	...	1	1	5	...	4.2	34	74	2.9	...	3	
18...	1	
22...	29	15	15	15	5	...	4.8	10	113	4.3	...	1	
23...	30	13	12	12	...	1	1	10	29000	6.2	1	2	1	
38...	32	18	16	16	...	2	2	1	14	59	2.9	2	2	
43...	39	18	18	18	6	...	5.0	9	92	4.1	...	1	
44...	**54	24	24	24	3	17	102	3.4	...	1	
45...	55	17	17	17	12	16500	5.8	5	...	3.4	...	1	
52...	35	20	18	18	...	2	2	4	15	65	3.9	
60...	48	17	14	14	...	3	3	5	15000	4.6	11	66	4.3	1	...	
62...	111	52	51	51	...	1	1	21	22000	5.4	24	89	3.5	...	3	
77...	202	96	96	96	14	16000	4.7	67	91	3.6	...	2	
78...	351	152	134	133	1	17	17	...	1	39	21000	5.2	101	76	3.4	3	12	
79...	165	80	57	57	...	19	19	...	4	30	15500	4.7	34	76	3.1	...	5	
80...	90	38	38	38	20	21000	6.0	14	85	3.8	...	1	
81...	117	69	68	68	...	1	1	20	23000	6.0	45	78	3.5	1	...	
82...	161	97	96	96	...	1	1	4	69	66	2.7	...	14	
83...	4	3	
84...	16	11	9	7	2	2	2	1	7	59	2.1	...	2	
85...	393	198	183	182	1	15	14	1	...	67	18500	5.7	104	79	3.5	2	4	
86...	179	92	63	62	1	27	22	5	...	2	11000	4.6	69	60	3.2	1	9	
87...	86	43	32	32	...	7	7	4	29	61	3.2	...	5	
88...	16	9	7	7	...	1	1	1	5	46	2.8	...	1	
90...	60	32	15	15	...	17	17	3	25	58	3.1	...	3	
91...	10	6	6	6	4	2	
M-62...	**109	
2...	**109	
N-63...	**7900	5	5	5	4	
1...	**7900	5	5	5	4	
N-64...	**12585	6	6	6	6	124	8.0	
1...	38	6	6	6	6	124	8.0	
4...	**12547	
N-65...	**3932	1852	1460	1183	277	365	252	65	48	27	593	16000	3.3	1062	68	2.9	22	270
1...	14	4	
2...	85	45	8	5	3	36	24	1	11	1	12	...	2.2	30	60	1.9	1	12
3...	4	2	
5...	17	7	7	7	6	28000	6.2	1	
6...	60	32	32	32	12	18500	4.3	18	81	3.1	
7...	40	11	11	11	6	...	4.2	5	62	4.2	...	2	
9...	13	7	7	4	...	3	4	2	
10...	56	16	15	15	...	1	1	5	9500	4.8	11	66	4.5	...	3	
11...	117	49	48	14	34	1	1	37	...	2.1	12	43	3.8	1	11	
12...	47	20	8	8	...	12	12	17	42	2.4	...	6	
13...	27	12	1	1	...	11	11	3	8	50	3.1	...	1	
16...	43	24	24	22	2	1	23	77	3.0	1	...	
18...	3	2	
19...	2	1	
20...	**21	3	
21...	16	9	9	6	3	8	68	3.6	
22...	**362	162	157	157	4	4	4	1	17	26000	4.6	109	85	3.0	4	28
24...	40	24	24	11	13	4	18	59	2.2	...	3	
25...	28	16	16	16	5	10000	4.8	9	65	3.1	

City Block Characteristics

Table 2.—CHARACTERISTICS OF HOUSING UNITS, BY BLOCKS: 1960—Con.

["Total population" contains no persons in group quarters unless preceded by asterisk; one asterisk (*) denotes less than 10 percent; two asterisks (**), 10 percent or more]

Blocks within census tracts	Total population	All housing units by condition and plumbing									Occupied housing units							
		Total	Sound			Deteriorating			Dilapidated	Owner occupied			Renter occupied					
			Total	With all plumbing facilities	Lacking some or all facilities	Total	With all plumbing facilities	Lacking some or all facilities		Total	Average value (dollars)	Average number of rooms	Total	Average contract rent (dollars)	Average number of rooms	Occupied by non-white	1.01 or more persons per room	
																		With flush toilet
26...	45	19	18	17	1	1	1	8	17500	4.8	7	63	3.3	...	3
27...	46	29	29	29	6	13000	4.8	9	77	3.1	...	7
28...	49	34	33	26	7	1	1	6	...	4.0	20	53	1.9	...	3
29...	450	187	145	127	18	38	28	6	4	4	69	12000	3.2	105	63	3.4	1	26
31...	30	8	3	3	...	4	4	1	2	6	47	3.5	...	2
34...	8	4
36...	11	4
37...	5	4
38...	75	24	23	23	...	1	1	14	10500	5.2	10	66	4.2	...	2
41...	51	24	12	11	1	3	3	9	4	19	67	2.4	...	4
42...	45	27	25	25	...	2	2	27	87	1.4	...	10
43...	222	108	84	84	...	19	17	2	...	5	28	18000	4.9	67	75	3.2	1	8
44...	38	14	13	13	...	1	1	11	18000	5.5	2
45...	22	17	17	17	3	7	67	2.3	1	...
46...	128	61	49	26	23	12	8	4	6	12500	5.0	52	64	2.5	2	12
47...	53	33	33	32	1	4	26	64	3.1
48...	91	47	42	42	...	5	5	5	...	4.4	33	75	3.2	1	3
49...	15	14	13	13	...	1	1	4	5	...	3.2
50...	8	7	7	7	1	6	75	2.5
51...	21	11	11	11	3	8	172	3.5
52...	24	13	13	13	1	11	60	3.1	1	1
54...	248	117	77	61	16	40	27	13	41	...	2.5	62	64	2.8	2	19
55...	69	36	18	16	2	14	9	5	...	4	21	12500	3.4	14	59	3.1	1	3
56...	52	21	14	14	...	7	7	10	13500	4.8	9	75	3.8	...	1
57...	55	20	19	19	...	1	1	9	11000	4.3	9	78	3.9	...	3
58...	214	118	107	10	97	11	1	10	85	...	1.9	33	57	2.1	...	22
59...	**27	4
60...	43	13	8	8	...	5	4	1	1	11	53	3.2	...	4
61...	18	8	7	7	1	2	6	43	3.0	...	1
62...	**50	16	16	16	16	59	2.6	...	2
64...	5	7	3	3	...	4	4	2	1
65...	...	4
66...	23	12	12	10	2	3	9	122	1.8	...	3
70...	8	4
71...	14	6	4	3	1	2	2	2	4	6
72...	61	21	12	12	...	9	8	1	3	16	46	3.3	2	6
73...	80	28	21	9	12	7	...	5	14	...	2.8	14	53	3.3	...	10
74...	63	40	10	10	...	30	6	24	1	29	50	2.8	...	4
75...	55	27	21	21	...	6	6	5	...	4.2	20	67	3.3	1	1
78...	52	29	11	11	...	18	13	5	3	21	58	3.1	...	2
79...	76	43	27	23	4	16	14	1	1	...	2	39	63	3.0	...	2
80...	60	27	14	14	...	13	13	5	...	3.8	18	69	3.2	...	5
83...	14	6	3	3	...	3	3	1	5	61	3.8
84...	9	9	8	8	...	1	1	1	7	46	1.0
85...	14	6	3	3	...	3	3	4	1	1
95...	3	2
96...	187	92	89	52	37	3	1	2	92	...	2.1	1	24
100...	...	1
N-66...	*3432	936	936	936	16	41000	4.7	873	80	4.0	115	207
1...	718	208	208	208	4	198	73	3.8	40	43
2...	194	64	64	64	62	65	3.5	9	10
3...	226	63	63	63	1	59	68	3.9	7	13
11...	8	4
14...	30	8	8	8	8	68	4.0	2	2
15...	238	47	47	47	47	86	4.8	5	17
16...	193	44	44	44	42	88	4.9	3	11
17...	261	48	48	48	1	47	92	4.6	9	26
18...	214	42	42	42	40	89	4.7	7	18
19...	397	116	116	116	103	84	4.0	14	21
20...	234	68	68	68	1	64	82	4.0	5	14
21...	284	88	88	88	2	78	82	3.9	9	12
22...	17	4
23...	137	40	40	40	1	36	86	4.0	1	5
24...	192	56	56	56	1	52	81	4.0	4	10
25...	**89	36	36	36	3	31	86	3.3	...	3
N-67...	5556	1828	505	428	77	1174	1159	8	7	149	365	11000	2.7	1259	54	3.7	455	424
2...	81	40	2	2	...	38	38	24	36	3.8	...	1
3...	74	48	48	48	32	34	3.0
8...	31	9	3	3	...	2	2	4	7	78	4.3	2	...
13...	15	4	2
14...	97	25	24	24	4
15...	137	61	61	61	1	6	...	4.2	19	85	4.5	...	6
16...	496	127	127	127	9	12000	4.4	44	73	3.4	1	6
17...	895	209	1	1	...	206	206	2	2	114	57	3.9	70	45
18...	761	171	1	1	...	167	167	3	1	188	57	4.0	116	100
25...	147	56	4	4	...	51	51	1	1	51	52	3.0	20	9
26...	98	33	33	33	29	33	3.1	14	7
27...	77	25	25	25	22	51	3.3	5	6
28...	250	89	89	89	78	49	3.1	29	25
29...	153	58	3	3	...	55	54	1	2	49	50	2.9	10	14
30...	58	16	16	16	34	4.2	...	1
31...	84	24	24	20	34	4.3	...	1
32...	26	12	12	10	32	3.1	...	1
33...	82	32	32	22	34	4.1	2	4
34...	122	48	48	29	52	4.6	...	2

Table 2.—CHARACTERISTICS OF HOUSING UNITS, BY BLOCKS: 1960—Con.

["Total population" contains no persons in group quarters unless preceded by asterisk: one asterisk (*) denotes less than 10 percent; two asterisks (**), 10 percent or more]

Blocks within census tracts	Total population	All housing units by condition and plumbing									Occupied housing units							
		Total	Sound			Deteriorating			Dilapidated	Owner occupied			Renter occupied			Occupied by non-white	1.01 or more persons, per room	
			Total	With all plumbing facilities	Lacking some or all facilities	Total	With all plumbing facilities	Lacking some or all facilities		Total	Average value (dollars)	Average number of rooms	Total	Average contract rent (dollars)	Average number of rooms			
							With flush toilet	No flush toilet										
36...	5	2
39...	1506	581	262	216	46	315	314	1	...	4	254	8000	2.6	278	48	3.7	101	84
41...	54	15	15	15	7	9500	4.7	6	84	4.0	...	6
42...	4	4
43...	178	89	72	41	31	15	2	6	7	2	73	...	2.1	16	51	2.6	1	21
49...	26	21	21	21	20	122	2.1
50...	99	29	29	29	8	10500	4.5	18	84	3.3	...	13
N-68...	*2006	800	763	763	...	26	26	11	190	23000	5.7	434	124	4.2	5	58
1...	5
2...	*136	40	20	20	...	18	18	2	8	9500	4.5	26	77	3.8	...	8
4...	91	56	56	56	37	119	4.2
5...	110	46	46	46	31	131	4.5	1	4
8...	347	141	141	141	101	129	4.3	1	11
9...	389	170	170	170	128	130	4.1	1	16
10...	97	26	26	26	26	30000	6.0
11...	342	157	157	157	18	31000	5.8	88	125	4.1	...	13
13...	143	43	28	28	...	6	6	9	27	20000	5.1	15	87	4.3	1	5
16...	74	29	27	27	...	2	2	26	20000	5.3	1
19...	60	20	20	20	18	19500	5.6	2	1	1
20...	51	20	20	20	20	19500	5.2
21...	77	24	24	24	23	24000	6.0	1
22...	33	11	11	11	11	28000	6.4
23...	21	7	7	7	6	30000	7.7	1
24...	30	9	9	9	7	26000	7.3	2
0-69...	4799	1611	1603	1598	5	8	8	1294	23000	6.3	263	108	4.3	2	38
1...	795	249	249	249	229	17000	5.5	16	123	5.0	1	7
2...	253	95	95	95	54	25000	5.6	39	101	3.8	...	3
3...	97	31	31	31	29	19500	4.6	2	1	3
4...	51	19	19	19	15	16500	4.3	4	1
5...	17	7	7	7	7	26000	5.9
6...	19	10	10	10	9	20000	5.9
7...	26	15	15	15	2	9	20000	5.9	4
8...	37	11	11	11	10	24000	7.2	1
9...	23	10	10	10	10	22000	5.9
10...	24	5	5	5	5	30000	8.2
11...	17	6	6	6	6	26000	7.2
12...	33	9	9	9	9	28000	8.1
13...	30	8	8	8	8	28000	7.3
14...	21	8	8	8	6	23000	7.2
15...	27	11	11	11	10	20000	6.2	1
16...	51	15	15	15	10	25000	6.4	5	148	6.8
17...	93	30	30	30	28	24000	5.6	2	3
18...	74	28	28	28	25	29000	6.6	2
19...	23	8	8	8	7	22000	5.3	1
20...	68	20	20	20	16	23000	5.3	4	2
21...	61	21	21	21	18	30000	6.0	3
22...	60	23	23	23	42	29000	6.5
23...	134	43	43	43	22	31000	7.0	1
25...	39	14	14	14	12	28000	7.3	2
26...	64	23	23	23	20	28000	6.4	1
27...	19	6	6	6	5	30000	8.6	1
28...	27	10	10	10	8	27000	6.6	2
29...	28	11	11	11	9	28000	6.8	1
30...	37	9	9	9	7	30000	8.9	1
31...	44	12	12	12	12	34000	7.8
32...	23	7	7	7	6	34000	7.8
33...	32	11	11	11	11	30000	8.0
34...	35	10	10	10	10	26000	7.9
35...	64	23	23	23	21	29000	7.5	1
36...	10	3
37...	62	18	18	18	16	40000	7.9	1
38...	23	11	11	11	10	28000	8.2	1
39...	84	29	29	29	25	25000	6.7	3
40...	59	20	20	20	18	27000	7.2	1
41...	11	4
42...	23	10	10	10	9	26000	6.3	1
43...	32	12	12	12	11	26000	6.5
44...	36	8	8	8	7	34000	8.7	1
45...	31	11	11	11	10	30000	7.4	1
46...	30	12	12	12	11	22000	6.4	1
47...	45	12	12	12	11	29000	6.8	1
48...	31	12	12	12	11	26000	6.3
49...	40	12	12	12	11	25000	6.4	1
50...	30	10	10	10	10	25000	6.6
51...	34	9	9	9	9	26000	6.8
52...	36	10	10	10	10	27000	6.8
53...	31	12	12	12	12	25000	6.4
54...	55	13	13	13	11	31000	7.1	2
55...	73	20	19	19	...	1	1	16	37000	7.0	4
56...	120	35	35	35	19	28000	5.9	3	2
57...	60	19	19	19	16	25000	6.6	3
58...	24	10	10	10	7	22000	6.1	3
59...	16	5	5	5	5	18500	5.4
60...	77	22	22	22	22	34000	8.1

City Block Characteristics

Table 2. — CHARACTERISTICS OF HOUSING UNITS, BY BLOCKS: 1960—Con.

["Total population" contains no persons in group quarters unless preceded by asterisk: one asterisk (*) denotes less than 10 percent; two asterisks (**), 10 percent or more]

Blocks within census tracts	Total population	All housing units by condition and plumbing									Occupied housing units								
		Sound					Deteriorating				Dilapidated	Owner occupied			Renter occupied			Occupied by non-white	1.01 or more persons per room
		Total	With all plumbing facilities	Lacking some or all facilities	Total	With all plumbing facilities	Lacking some or all facilities		Total	Average value (dollars)		Average number of rooms	Total	Average contract rent (dollars)	Average number of rooms				
							With flush toilet	No flush toilet											
61...	29	7	7	7	6	32000	7.7	1	
62...	24	9	9	9	7	26000	5.4	2	
63...	33	11	11	11	9	29000	6.6	1	
64...	21	7	7	7	7	27000	6.7	
65...	34	7	7	7	7	42000	9.7	
66...	15	5	5	5	5	...	8.8	
67...	21	5	5	5	5	42000	9.6	
68...	31	11	11	11	10	26000	6.7	1	
69...	27	12	12	12	12	27000	6.4	
70...	40	12	12	12	12	24000	6.0	
71...	39	11	11	11	11	26000	6.2	
72...	76	36	36	36	17	22000	5.9	13	98	3.2	
73...	182	67	66	66	...	1	1	13	17500	4.5	48	86	3.8	8	
74...	45	17	17	17	15	19500	5.2	2	
75...	58	22	21	20	...	1	1	18	20000	5.4	3	
76...	39	12	12	12	10	25000	6.7	1	1	
77...	35	9	9	9	9	33000	7.1	
78...	30	9	9	9	9	34000	7.4	
79...	41	10	10	9	...	1	10	32000	6.9	2	
81...	26	7	6	6	...	1	1	2	5	100	4.2	2	
82...	158	69	67	67	...	2	2	8	...	5.0	53	96	4.0	2	
83...	45	20	18	17	...	1	2	15	17000	5.5	4	
84...	48	14	14	14	12	23000	5.8	2	1	
85...	32	10	10	10	9	26000	5.7	2	
86...	19	9	9	9	8	28000	6.6	1	
87...	132	46	46	46	38	21000	5.6	5	111	4.4	1	
0-70...	8534	2865	2811	2807	...	4	28	26	1932	24000	5.7	829	98	3.7	22	131	
1...	42	9	9	9	9	28000	6.6	1	
2...	17	8	8	8	6	42000	9.2	2	
3...	12	5	5	5	3	2	
4...	9	4	
5...	21	8	8	8	7	25000	5.3	1	
6...	49	17	17	17	13	25000	6.1	3	
7...	85	28	28	28	28	39000	7.2	
8...	25	8	8	8	8	39000	7.6	
9...	622	228	223	222	...	1	4	184	24000	5.5	35	110	4.2	1	8		
10...	24	8	8	8	6	25000	5.7	2	
11...	57	17	17	17	17	20000	5.2	1	2	
12...	85	27	26	26	...	1	1	18	15500	5.2	9	202	4.1	1	
13...	12	4	
14...	13	6	6	6	4	1	
15...	124	37	37	37	36	21000	5.8	1	1	
16...	65	21	21	21	21	18000	5.7	
17...	14	4	
18...	102	32	32	32	29	17000	5.1	2	4	...	
19...	93	26	26	26	23	19000	5.1	3	2	
20...	142	36	36	36	36	19500	5.4	4	
21...	57	19	19	19	17	19500	5.9	2	1	
22...	111	30	30	30	28	20000	6.1	2	2	
23...	70	24	24	24	23	19000	5.9	
24...	65	21	21	21	19	15500	4.7	2	
25...	52	17	17	17	16	18500	5.7	
26...	28	11	11	11	10	22000	5.5	1	
27...	40	12	12	12	11	22000	5.9	1	
28...	88	29	29	29	17	21000	5.4	12	170	4.2	4	
29...	37	13	12	12	...	1	1	6	17500	4.3	6	83	3.8	2	
30...	31	12	12	12	10	27000	5.0	1	
31...	73	28	28	28	22	17000	5.2	3	1	
32...	63	21	21	21	18	18000	5.6	2	2	
33...	68	18	18	18	16	19000	5.6	2	1	
34...	188	52	52	52	49	25000	6.1	3	2	
35...	206	65	65	65	53	24000	5.9	12	134	4.8	1	
36...	60	22	22	22	14	15000	5.2	6	110	4.2	2	
37...	73	22	22	22	18	15500	5.1	3	1	2	
38...	63	21	20	20	...	1	1	15	18000	5.4	2	1	2	
39...	77	20	19	19	...	1	1	16	20000	5.6	4	
40...	17	6	6	6	5	20000	5.4	2	
41...	49	11	11	11	10	20000	5.6	1	1	
42...	67	27	27	27	5	...	4.8	21	83	3.9	2	
43...	31	11	9	9	2	6	34000	5.7	3	2	
44...	68	24	24	24	5	...	4.0	18	91	3.9	
45...	42	19	19	19	5	...	4.0	13	87	3.5	
46...	36	17	17	17	3	12	78	3.6	
47...	52	29	24	24	...	5	5	2	22	73	3.7	
48...	45	18	18	18	16	20000	5.9	1	1	
49...	323	107	107	107	103	33000	6.2	2	1	
51...	75	25	25	25	23	24000	6.1	1	1	...	
52...	207	62	62	62	58	25000	5.6	3	3	
53...	76	24	24	24	24	18500	5.3	1	2	
54...	76	24	24	24	23	21000	5.5	1	1	
55...	43	13	13	13	12	19000	5.3	1	1	
56...	41	12	12	12	10	17000	5.3	2	
57...	48	17	16	16	...	1	1	10	15500	4.6	6	91	3.8	3	
58...	71	26	26	26	8	19500	5.1	17	86	3.8	1	
59...	6	2	
60...	47	16	16	16	4	12	100	4.0	2	

Table 2.—CHARACTERISTICS OF HOUSING UNITS, BY BLOCKS: 1960—Con.

["Total population" contains no persons in group quarters unless preceded by asterisk; one asterisk (*) denotes less than 10 percent; two asterisks (**). 10 percent or more]

Blocks within census tracts	Total population	All housing units by condition and plumbing								Occupied housing units								
		Sound				Deteriorating				Owner occupied			Renter occupied					
		Total	With all plumbing facilities	Lacking some or all facilities	Total	With all plumbing facilities	Lacking some or all facilities		Dilapidated	Total	Average value (dollars)	Average number of rooms	Total	Average contract rent (dollars)	Average number of rooms	Occupied by non-white	1.01 or more persons per room	
							With flush toilet	No flush toilet										
61...	57	28	28	28	2	25	82	3.2	1	1	
63...	109	59	57	57	...	2	2	7	...	3.7	48	89	3.3	2	2	
64...	67	32	10	10	22	31	84	2.7	1	5	
65...	61	27	27	27	9	12500	4.8	17	86	3.4	...	1	
66...	96	55	54	54	...	1	1	2	44	108	3.0	...	2	
67...	37	15	15	15	2	12	118	2.9	...	2	
68...	66	27	26	26	...	1	1	7	...	4.6	19	86	3.9	1	1	
69...	77	30	28	28	...	2	2	6	21000	7.0	23	88	3.7	1	1	
70...	68	21	21	21	12	17000	4.8	9	88	3.8	...	3	
71...	39	12	12	12	11	16500	5.8	1	
72...	48	12	12	12	12	15000	4.6	3	
73...	142	39	39	39	38	38000	6.4	
74...	51	15	15	15	15	21000	5.7	
75...	267	74	74	74	69	20000	5.4	5	120	4.8	2	1	
76...	160	43	43	43	39	19000	5.3	2	1	5	
77...	89	25	25	25	24	39000	6.8	
78...	71	22	22	22	20	40000	7.0	2	
79...	78	27	27	27	24	41000	6.1	2	
80...	32	8	8	8	8	28000	5.9	1	
81...	37	9	9	9	9	18000	5.3	2	
82...	66	26	26	26	9	18000	5.3	17	85	3.8	
83...	82	30	29	29	...	1	1	3	27	87	3.9	...	2	
84...	10	5	5	5	1	3	1	
85...	1	
87...	38	30	30	29	...	1	4	22	98	1.9	
89...	45	31	31	31	5	...	4.2	20	133	3.4	
90...	67	28	28	28	6	...	5.0	21	81	3.3	...	2	
91...	72	22	22	22	14	18000	5.9	8	79	3.5	
92...	35	7	7	7	7	19000	6.0	3	
93...	39	12	12	12	12	19500	5.7	
94...	50	10	10	10	9	24000	8.4	1	
95...	34	11	11	11	11	35000	6.5	
96...	39	9	9	9	9	25000	6.1	1	
97...	36	10	10	10	10	25000	6.1	
98...	70	17	17	17	16	33000	6.4	1	...	
99...	37	14	14	14	13	39000	6.5	
100...	13	4	4	
101...	231	66	66	66	60	35000	6.1	4	1	
102...	110	25	25	24	...	1	25	40000	6.4	2	
103...	97	29	29	29	23	19500	5.2	6	118	4.5	...	1	
104...	31	12	12	12	11	17500	4.8	1	
105...	89	26	26	26	22	40000	6.4	
106...	62	18	18	18	16	38000	6.1	2	
107...	51	15	15	15	14	37000	6.1	1	
108...	34	11	11	11	10	24000	5.6	1	
109...	13	4	
110...	65	21	21	21	18	23000	6.6	2	
112...	67	28	28	28	7	...	4.4	21	129	3.8	...	1	
113...	32	12	12	12	5	...	4.6	7	81	4.4	...	2	
115...	46	15	15	15	6	18500	4.5	9	81	3.2	...	2	
116...	66	30	27	27	...	3	3	5	...	4.4	23	82	3.5	1	3	
117...	24	8	7	7	...	1	1	5	...	5.0	3	
118...	14	3	
119...	76	27	24	24	...	2	2	4	22	73	3.3	...	2	
120...	43	16	16	16	3	12	89	3.3	1	2	
121...	45	11	11	11	6	18000	6.8	5	85	3.8	...	1	
122...	79	25	25	25	17	19000	5.6	8	84	4.0	...	2	
123...	44	12	12	12	11	28000	6.7	1	
124...	38	10	10	10	9	19500	7.3	1	1	
125...	3	1	
126...	40	16	16	16	2	12	66	3.2	...	2	
127...	48	16	16	16	10	15000	5.9	6	79	5.3	
128...	59	24	24	23	...	1	8	16500	5.9	12	93	3.8	
129...	50	21	21	21	4	17	82	3.1	...	2	
130...	11	3	
131...	31	9	5	...	6.4	4	
132...	56	20	20	20	19	85	4.0	...	3	
133...	10	4	
P-71...	*5303	1721	1701	1665	36	13	11	2	...	7	1335	27000	6.2	321	118	4.0	4	38
2...	19	8	8	...	8	8	23000	3.5	1	
3...	58	23	23	5	18	21	17500	4.0	2	2	
5...	34	34	34	34	23	200	2.8	
6...	6	3	
7...	50	17	17	17	4	11	183	4.7	
8...	39	17	11	11	...	4	2	2	...	2	15	112	3.3	1	1	
9...	24	14	14	14	12	62	3.0	...	2	
10...	*385	115	115	115	104	28000	5.9	7	129	5.0	...	1	
11...	61	18	18	18	17	20000	5.6	1	1	
12...	56	20	20	20	19	22000	5.6	1	1	
13...	63	17	17	17	16	40000	6.5	1	
14...	208	55	55	55	53	29000	5.8	2	3	
15...	116	28	28	28	28	40000	6.6	
16...	69	17	17	17	16	40000	6.8	
17...	29	10	10	10	7	23000	5.0	2	
18...	38	11	11	11	10	24000	5.8	1	
19...	16	10	10	10	5	29000	5.0	

Table 2.—CHARACTERISTICS OF HOUSING UNITS, BY BLOCKS: 1960—Con.

["Total population" contains no persons in group quarters unless preceded by asterisk; one asterisk (*) denotes less than 10 percent; two asterisks (**), 10 percent or more]

Blocks within census tracts	Total population	All housing units by condition and plumbing									Occupied housing units							
		Total	Sound			Total	Deteriorating			Dilapidated	Owner occupied			Renter occupied			Occupied by non-white	1.01 or more persons per room
			Total	With all plumbing facilities	Lacking some or all facilities		Total	With all plumbing facilities	Lacking some or all facilities		Total	Average value (dollars)	Average number of rooms	Total	Average contract rent (dollars)	Average number of rooms		
							With flush toilet	No flush toilet										
20...	67	21	21	21	21	20000	5.5	1	
21...	75	20	20	20	18	24000	6.7	2	
22...	49	12	12	12	8	30000	7.0	1	
23...	152	59	59	59	51	20000	5.5	...	95	4.3	
24...	82	25	25	25	21	29000	7.1	...	3	
25...	79	29	29	23	6	26	34000	5.9	...	3	
26...	216	77	75	75	...	2	2	61	36000	7.0	13	114	4.3	
27...	66	20	17	17	...	2	2	14	21000	6.4	6	99	4.7	
28...	75	29	29	29	23	27000	5.9	6	134	4.2	
29...	46	17	17	17	17	36000	6.5	
30...	150	46	46	46	44	28000	5.7	3	
31...	23	12	12	12	7	18000	4.7	5	72	3.0	
32...	*99	26	26	26	24	28000	5.8	2	
33...	84	26	22	22	...	2	2	20	25000	5.9	6	67	3.3	...	2	
35...	*202	53	52	52	...	1	1	48	28000	5.9	3	1	
36...	5	1	
38...	33	11	11	11	8	30000	6.8	3	
39...	32	14	14	14	13	34000	6.3	1	
40...	211	78	78	78	68	36000	7.1	10	184	4.6	
41...	592	186	186	186	171	14000	7.2	7	...	3.0	...	1	
42...	29	11	11	11	11	30000	6.3	
45...	95	28	28	28	26	20000	5.2	2	
46...	98	29	29	29	26	22000	5.7	3	
47...	61	17	17	17	16	28000	6.0	1	1	
48...	56	17	17	17	15	31000	6.0	1	
49...	79	22	22	22	21	27000	6.3	1	1	
50...	42	9	9	9	9	33000	6.6	1	
51...	26	10	10	10	10	19500	5.3	
53...	45	13	13	13	12	42000	7.3	1	
54...	103	32	32	29	3	27	36000	6.7	5	111	4.8	...	2	
55...	38	13	13	13	12	40000	7.0	1	
56...	45	13	13	13	13	31000	6.4	
57...	87	25	25	25	23	30000	5.6	2	1	
58...	53	18	18	18	17	36000	7.0	1	
59...	21	10	10	10	7	25000	5.1	2	1	
60...	8	4	
61...	22	7	6	6	5	42000	6.4	2	
62...	91	34	34	33	1	11	21000	5.0	23	94	3.9	...	1	
63...	77	33	33	33	17	32000	5.1	11	89	4.4	
64...	60	24	24	24	9	31000	6.9	14	92	3.7	
65...	67	37	37	37	6	...	6.7	26	93	3.4	...	1	
66...	33	9	9	9	9	33000	6.6	
67...	25	6	6	6	6	36000	8.3	
68...	27	8	8	8	8	42000	8.4	
70...	63	19	19	19	13	37000	6.0	4	
71...	4	1	
72...	*155	15	13	13	...	2	2	11	99	4.9	...	1	
74...	27	6	6	6	6	42000	7.3	
75...	40	8	8	8	7	36000	7.1	1	1	
76...	63	37	37	37	7	...	4.4	28	100	3.2	
77...	54	27	27	27	8	16500	5.4	18	106	3.7	1	...	
P-72...	*5101	1492	1463	1462	1	25	25	4	1340	26000	5.7	119	116	4.6	6	44
1...	52	18	18	18	18	26000	5.8	
2...	84	26	26	26	26	26000	5.7	1	
3...	41	11	11	11	11	30000	5.9	1	...	
4...	55	16	16	16	16	30000	6.4	
5...	51	14	14	14	14	36000	6.7	
6...	62	21	21	21	21	23000	5.4	1	1	
7...	60	19	19	19	16	20000	5.4	3	
8...	52	16	16	16	14	18000	4.9	2	1	...	
9...	51	19	19	19	17	18000	5.3	1	1	...	
10...	92	25	25	25	23	18500	5.8	2	3	
11...	81	27	27	27	15	16000	4.8	10	76	3.6	...	5	
12...	32	8	8	8	7	17500	5.6	1	
14...	77	21	20	20	...	1	1	17	23000	6.2	3	
15...	92	23	23	23	19	18500	5.7	4	2	
16...	44	13	13	13	12	18000	5.8	1	
17...	59	20	20	20	17	20000	4.9	3	
18...	92	24	24	24	23	19000	5.5	1	2	
19...	102	30	28	28	...	2	2	26	23000	6.0	3	3	
20...	89	28	27	27	...	1	1	25	21000	5.6	2	
21...	2	1	
22...	56	19	19	19	19	28000	5.6	
23...	106	32	32	32	27	23000	5.6	4	1	
24...	71	22	21	21	...	1	1	21	20000	5.3	
25...	64	22	22	22	22	24000	5.6	
26...	15	4	
27...	65	16	16	16	16	29000	6.3	1	...	
28...	70	20	20	20	20	29000	5.8	1	...	
29...	31	8	8	8	8	24000	6.1	1	
30...	80	20	20	20	20	27000	6.2	
31...	110	32	32	32	32	27000	5.8	1	
32...	78	26	26	26	24	23000	5.5	2	2	
33...	118	33	33	33	33	31000	5.8	
34...	58	20	20	20	20	29000	6.3	

Table 2.—CHARACTERISTICS OF HOUSING UNITS, BY BLOCKS: 1960—Con.

["Total population" contains no persons in group quarters unless preceded by asterisk; one asterisk (*) denotes less than 10 percent; two asterisks (**), 10 percent or more]

Blocks within census tracts	Total population	All housing units by condition and plumbing									Occupied housing units							
		Total	Sound			Deteriorating			Dilapidated	Owner occupied			Renter occupied			Occupied by non-white	1.01 or more persons per room	
			Total	With all plumbing facilities	Lacking some or all facilities	Total	With all plumbing facilities	Lacking some or all facilities		Total	Average value (dollars)	Average number of rooms	Total	Average contract rent (dollars)	Average number of rooms			
							With flush toilet	No flush toilet										
35...	15	4
36...	29	11	11	11	11	36000	6.2
37...	46	14	14	14	13	32000	6.9	1
38...	52	16	16	16	15	27000	5.7
39...	28	9	9	9	8	27000	5.8
40...	50	16	16	16	15	25000	5.3	3
41...	80	25	25	25	23	26000	5.7	2	1
42...	22	8	8	8	7	26000	6.0	1
43...	64	19	19	19	18	22000	5.2	1
44...	58	18	18	18	17	24000	6.0	1
45...	51	18	18	18	17	22000	5.8	1
46...	44	14	14	14	12	23000	5.5	2
47...	11	3
48...	37	9	9	9	8	22000	6.5	1	1
49...	47	16	16	16	16	22000	5.7
50...	62	20	20	20	19	24000	6.3	1
51...	58	18	18	18	18	30000	6.4
52...	6	2
53...	34	12	12	12	9	31000	6.1	2
54...	76	22	22	22	22	34000	6.2
55...	51	16	16	16	15	33000	6.2
56...	18	3
57...	36	16	16	16	11	40000	6.2
58...	31	12	12	11	1	8	33000	6.1	1
59...	37	7	7	7	7	42000	7.6
60...	21	5	5	5	5	36000	7.2
61...	42	12	12	12	10	36000	6.3	1
64...	47	12	12	12	10	32000	6.2	1
65...	**669	152	128	128	...	20	20	4	103	31000	5.8	44	103	4.2	...	6
66...	99	29	29	29	27	27000	5.4	1	1
67...	90	25	25	25	24	24000	5.4	1	1
68...	138	44	44	44	38	20000	5.4	6	131	5.3	1	1
69...	74	20	20	20	19	22000	5.2	1	1
70...	59	15	15	15	15	25000	5.8
71...	93	29	29	29	26	33000	6.1
72...	104	28	28	28	28	28000	5.8	1
73...	91	28	28	28	26	22000	5.1	2
74...	44	14	14	14	13	22000	4.9	1
75...	112	37	37	37	34	21000	4.6	3	2
76...	47	13	13	13	12	26000	5.3	1
77...	67	23	23	23	23	24000	5.0	1
78...	69	24	24	24	23	22000	4.7	1
0-73-A...	4462	2040	1887	1877	10	145	132	13	...	8	566	16500	4.8	1297	85	3.5	9	100
1...	91	36	34	34	...	2	2	21	18500	5.3	13	87	4.4
2...	118	48	43	43	...	5	5	19	12000	4.4	27	80	3.9	...	3
3...	108	46	38	38	...	8	8	16	16500	4.6	28	75	3.8	2	4
4...	116	59	57	57	...	1	1	7	17500	4.7	49	64	4.0
5...	112	63	49	49	...	9	8	1	...	5	6	...	4.2	52	64	3.1	...	1
6...	146	69	49	48	1	20	8	12	...	4	64	71	2.4	...	16
7...	219	109	81	81	...	28	28	14	13000	4.4	73	89	3.3	...	11
8...	167	87	84	84	...	3	3	17	13000	4.2	57	102	3.7	...	4
9...	109	51	50	50	12	12500	4.7	37	91	3.6	...	1
10...	116	44	44	44	20	16000	5.6	17	80	3.4	...	4
11...	87	40	39	39	...	1	1	22	16000	4.9	14	97	4.3
12...	81	32	32	32	21	19000	4.9	11	102	4.1
13...	119	52	46	46	...	6	6	18	14000	5.0	31	84	3.1
14...	197	89	78	78	...	11	11	13	21000	4.6	68	88	3.6	1	3
15...	125	58	48	47	1	10	10	9	18000	4.3	45	72	3.5	1	3
16...	146	66	66	62	4	4.1	55	91	3.6	1	2
17...	203	93	79	79	...	14	14	11	20000	4.8	72	81	3.6	1	6
18...	131	57	52	52	...	5	5	18	16500	4.8	38	75	3.7	...	2
19...	126	67	66	66	...	1	1	15	17500	5.3	45	104	3.3	...	2
20...	76	26	26	26	21	19500	5.1	5	78	3.6	...	1
21...	66	25	24	24	1	18	21000	5.3	7	92	4.6
22...	110	39	39	39	23	14000	5.0	15	91	3.7	...	3
23...	148	75	73	72	1	2	2	17	14500	4.8	52	78	3.0	...	7
24...	215	110	104	104	...	6	6	23	17500	4.8	73	84	3.5	1	4
25...	204	98	97	97	...	1	1	13	...	4.3	78	93	3.7
26...	114	44	42	42	...	2	2	18	16500	4.4	25	84	3.7	1	4
27...	77	29	29	29	18	19500	4.9	11	81	3.9
28...	84	32	32	32	21	15500	5.1	11	93	3.8	...	1
29...	128	50	49	49	...	1	1	18	13000	4.7	29	82	3.7	...	3
30...	154	78	78	78	9	...	4.2	56	90	3.5	...	2
31...	80	69	65	64	1	4	4	14	23000	4.4	28	97	3.3
32...	64	26	26	26	9	15000	4.2	17	91	4.1
33...	94	40	36	36	...	4	4	18	14500	4.3	20	79	3.7	1	2
34...	134	52	52	52	12	15500	4.8	37	84	3.8	...	2
35...	86	36	36	34	2	21	15000	4.6	15	94	3.6
36...	111	45	44	44	...	1	1	21	16000	4.8	22	84	3.8	...	1
0-73-B...	2695	825	814	812	2	11	11	713	20000	5.5	99	105	4.4	2	34
1...	55	16	16	16	15	18500	5.4	1	1
2...	91	24	24	24	23	18500	5.3	1	4
3...	77	27	27	27	27	20000	5.8
4...	69	29	29	29	21	17000	4.9	7

City Block Characteristics

Table 2.—CHARACTERISTICS OF HOUSING UNITS, BY BLOCKS: 1960—Con.

["Total population" contains no persons in group quarters unless preceded by asterisk: one asterisk (*) denotes less than 10 percent; two asterisks (**), 10 percent or more]

Blocks within census tracts	Total population	All housing units by condition and plumbing										Occupied housing units						
		Total	Sound			Deteriorating				Dilapidated	Owner occupied			Renter occupied				
			Total	With all plumbing facilities	Lacking some or all facilities	Total	With all plumbing facilities	Lacking some or all facilities			Total	Average value (dollars)	Average number of rooms	Total	Average contract rent (dollars)	Average number of rooms	Occupied by non-white	1.01 or more persons per room
								With flush toilet	No flush toilet									
5...	137	48	46	44	2	2	2	35	17500	5.0	12	119	4.4	1	2
6...	72	24	24	24	22	20000	5.6	2	1
7...	55	20	19	19	17	18500	5.5	1	1
8...	81	23	23	23	21	20000	5.6	2	1
9...	75	24	24	24	22	18000	5.4	1	1
10...	88	26	26	26	22	20000	5.6	4	1
11...	81	23	23	23	22	17000	5.3	1	1
12...	173	47	47	47	43	18500	5.7	4	2
13...	61	18	18	18	17	19000	5.4	1	3
14...	63	24	23	23	...	1	1	21	19500	5.1	2
15...	74	23	23	23	18	18000	4.9	5	...	4.8	...	3
16...	67	21	21	21	20	22000	5.5
17...	165	48	48	48	46	18000	5.4	1	2
18...	173	48	48	48	44	19000	5.6	4	1
19...	62	22	22	22	21	20000	5.4	1
20...	88	25	25	25	22	20000	5.3	3	1
21...	88	35	32	32	...	3	3	20	16500	5.0	13	84	3.7
22...	89	23	23	23	22	23000	5.9	1	3
23...	74	19	19	19	19	27000	5.8	1
24...	136	31	31	31	28	31000	6.3	2	1
25...	42	13	13	13	11	34000	6.0	2
26...	79	21	21	21	21	38000	6.9
27...	34	10	10	10	10	24000	5.6
28...	57	20	20	20	18	19000	5.4	1
29...	82	24	23	23	...	1	1	22	20000	5.4	2	1
30...	111	36	34	34	...	2	2	25	18500	5.0	11	91	4.2	1	2
31...	96	33	32	32	...	1	1	18	21000	5.2	14	91	4.0	...	2
Q-74...	*5585	1937	1854	1847	7	77	75	...	2	6	813	17000	5.0	1015	80	3.8	46	179
1...	22	11	11	11	2	7	195	3.1	...	1
2...	47	17	17	17	8	17000	3.9	8	76	3.3	...	4
3...	165	68	65	65	...	3	3	19	10500	4.1	45	78	3.5	1	4
4...	70	32	32	32	8	...	4.9	23	90	3.6	1	1
5...	127	45	45	45	16	16000	4.9	24	78	3.4	...	6
6...	16	8	8	8	4	4
7...	80	25	25	25	7	12000	4.3	16	82	3.8	...	6
8...	160	62	61	61	...	1	1	16	16000	3.9	36	81	3.7	...	10
9...	185	65	65	65	18	16500	4.5	46	88	3.9	...	6
10...	89	38	38	38	8	...	4.4	27	84	3.6	...	3
11...	74	29	29	29	6	...	4.5	19	87	4.0	1	1
12...	31	20	20	20	6	...	4.7	6	84	3.3	1	2
13...	149	68	66	66	...	2	2	18	19000	4.8	38	99	3.8	...	3
14...	*815	215	215	215	1	209	68	3.8	18	50
15...	432	124	124	124	2	117	66	3.7	10	25
17...	97	38	32	32	...	6	6	16	14500	4.4	19	83	3.9	...	1
18...	117	39	32	32	...	6	6	1	19	18000	5.0	20	127	3.8	...	4
19...	75	31	28	28	...	3	3	14	11000	4.7	16	80	3.4
20...	65	24	20	20	...	2	2	2	17	13500	4.8	6	84	4.5
21...	60	24	22	22	...	2	2	16	14500	4.9	8	74	4.5
22...	55	24	22	22	...	2	2	12	15500	5.2	8	88	4.4	...	1
23...	**70	20	20	20	13	15000	5.2	4
24...	99	40	38	36	2	2	2	18	19500	4.3	18	91	3.8	...	2
25...	77	25	24	24	...	1	1	19	16000	5.5	6	...	4.2	...	3
26...	89	43	38	37	1	5	4	...	1	...	21	12500	4.0	19	78	3.2	...	1
27...	79	30	23	23	...	7	7	18	14000	5.0	11	78	4.4	...	2
28...	75	27	24	24	...	2	2	1	26	18000	5.5	1
29...	63	23	23	21	2	6	...	5.2	15	83	3.8	...	2
30...	50	22	22	21	1	9	...	5.1	9	94	4.1	1	...
31...	48	15	13	13	...	1	1	1	9	11500	4.9	6	97	3.7	...	2
32...	37	12	12	12	10	17000	4.4	2
34...	286	80	80	80	1	78	67	3.8	10	15
36...	113	40	39	39	1	6	...	4.5	32	82	4.1	...	3
37...	22	7	7	7	2	5	94	4.0	...	1
38...	13	6	6	6	5	11500	4.8	1
39...	16	7	7	7	4	2
40...	52	22	22	22	12	15500	4.8	8	101	3.8	...	2
41...	264	84	84	84	78	18000	5.1	6	117	4.7	2	...
42...	69	26	25	25	...	1	1	20	16000	5.6	5	101	4.4	...	1
43...	86	34	31	31	...	3	3	23	13000	4.7	8	80	4.0	...	2
44...	110	38	25	25	...	13	12	...	1	...	28	16500	5.5	9	87	4.6	...	2
45...	86	29	23	23	...	6	6	21	18000	5.0	7	103	4.6	1	1
46...	20	7	7	7	7	15500	5.4
47...	83	30	29	29	1	24	19000	5.3	6	85	4.2	...	1
48...	100	42	40	40	...	2	2	20	14500	4.7	19	88	3.3	...	2
49...	80	32	30	30	...	2	2	22	16500	5.0	10	97	4.0
50...	66	24	24	24	22	21000	5.6	2
51...	39	14	13	13	...	1	1	11	21000	5.7	2
52...	74	21	21	21	20	20000	5.7	1	3
53...	80	23	23	23	22	19500	5.7	1	2
54...	93	36	33	33	...	3	3	21	22000	5.3	12	91	3.6	...	1
55...	60	22	21	21	...	1	1	14	25000	4.9	7	85	4.0
56...	82	24	24	24	24	20000	5.5	2
57...	73	25	25	25	24	17500	5.3	1
Q-75...	*7014	3349	2926	2889	37	345	338	7	...	78	675	14000	4.5	2312	77	3.4	21	182
1...	409	208	187	187	...	19	19	2	29	16000	4.6	148	84	3.4	1	12

Table 2.—CHARACTERISTICS OF HOUSING UNITS, BY BLOCKS: 1960—Con.

("Total population" contains no persons in group quarters unless preceded by asterisk; one asterisk (*) denotes less than 10 percent; two asterisks (**), 10 percent or more)

Blocks within census tracts	Total population	All housing units by condition and plumbing									Occupied housing units								
		Total	Sound			Deteriorating			Dilapidated	Owner occupied			Renter occupied			Occupied by non-white	1.01 or more persons per room		
			Total	With all plumbing facilities	Lacking some or all facilities	Total	With all plumbing facilities	Lacking some or all facilities		Total	Average value (dollars)	Average number of rooms	Total	Average contract rent (dollars)	Average number of rooms				
2...	147	88	79	79	...	9	9	16	21000	5.5	56	93	3.5	...	2	
3...	55	23	23	23	8	15000	5.3	15	81	3.4	...	1	
4...	90	34	34	34	13	14000	4.1	20	90	4.2	...	1	
5...	121	48	48	48	20	13500	4.7	25	81	3.7	3	4	
6...	152	63	63	62	1	18	12000	4.6	40	79	3.8	...	3	
7...	82	40	40	40	14	13500	4.9	25	76	3.6	...	1	
8...	11	9	9	9	75	3.3	
9...	50	27	27	27	3	24	80	3.5	
10...	73	44	43	43	...	1	1	5	10500	4.0	29	70	3.3	...	2	
11...	23	9	9	9	1	7	64	3.4	...	1	
12...	124	50	41	41	...	8	8	1	8	...	4.8	33	81	3.6	...	8	
13...	21	16	16	16	14	83	3.3	
14...	60	37	26	26	...	11	11	3	25	69	2.8	...	3	
15...	137	84	84	78	6	6	...	3.2	63	70	2.9	2	4	
16...	108	55	48	45	3	7	7	9	18000	4.4	30	73	3.6	2	6	
17...	64	32	32	32	10	14500	4.7	19	81	3.3	...	2	
18...	116	51	51	51	17	12500	4.4	28	80	3.5	...	6	
19...	135	54	31	31	...	23	23	13	13500	4.2	40	72	3.3	1	7	
20...	103	34	9	9	...	17	17	10	...	4.6	23	76	3.9	...	3	
21...	104	55	29	29	...	12	12	8	...	3.4	44	71	3.5	
22...	112	42	38	38	...	4	4	11	14000	4.0	29	72	3.5	1	5	
23...	133	74	72	72	...	2	2	4	58	72	3.2	...	4	
24...	135	61	60	58	2	1	1	3	53	78	3.4	1	6	
25...	137	63	50	50	...	13	13	10	17000	4.4	44	82	3.3	...	5	
26...	165	77	75	75	...	2	2	12	16500	4.4	55	81	3.3	...	6	
27...	97	44	39	39	...	5	5	20	11500	4.7	22	74	3.8	...	1	
28...	*102	45	29	29	...	13	13	3	13	12000	4.6	29	68	3.5	1	1
29...	108	47	36	36	...	9	9	2	19	11500	4.2	26	79	3.5	...	3
30...	150	69	60	60	...	5	5	4	10	12000	4.0	55	86	3.6	...	2
31...	114	44	24	24	...	13	13	7	16	11000	4.1	25	83	3.8	...	6
32...	105	43	19	19	...	7	7	17	19	12000	4.0	23	78	4.0	...	1
33...	103	47	23	23	...	13	13	11	16	12000	4.2	27	71	3.8	...	2
34...	123	54	42	42	...	12	12	17	12000	4.2	35	73	3.8	...	3	
35...	196	92	73	73	...	19	19	6	...	4.5	72	77	3.4	...	6	
36...	134	88	76	76	...	9	9	5	...	4.6	65	78	2.8	...	3	
37...	161	73	51	51	...	22	20	2	9	17500	4.6	55	74	3.4	1	5	
38...	221	119	103	103	...	15	15	1	17	16000	3.8	80	77	3.2	...	8
39...	209	95	76	76	...	19	19	8	...	4.5	79	77	3.2	3	5	
40...	124	70	68	68	...	2	2	13	12500	4.4	53	75	3.5	
41...	89	34	34	34	20	11500	4.7	14	78	4.3	...	1	
42...	105	42	42	42	20	18000	4.5	19	84	3.7	...	3	
43...	110	45	45	45	23	14500	4.5	21	95	4.0	...	1	
44...	*99	47	46	46	...	1	1	14	14500	4.9	26	86	3.8	2	1	
45...	150	69	69	69	12	14500	5.1	52	75	3.6	...	2	
46...	181	82	79	78	1	3	3	14	11500	4.4	59	75	3.5	...	5	
47...	140	73	70	70	...	3	3	9	12500	3.4	59	76	3.4	...	1	
48...	179	95	88	87	1	7	7	10	9500	4.2	65	83	3.5	1	5	
49...	191	86	84	83	1	2	2	9	14000	4.3	67	74	3.5	1	7	
50...	82	46	43	38	5	3	3	8	...	4.6	36	59	3.2	...	1	
51...	92	32	32	32	13	13000	5.2	18	72	3.8	...	3	
52...	53	22	22	22	11	18000	4.5	9	92	4.4	...	1	
53...	100	43	42	42	17	21000	5.3	23	88	3.9	...	1	
55...	27	13	8	8	...	5	4	1	3	10	60	3.3	
56...	29	16	13	13	...	3	3	3	12	69	3.3	
57...	105	60	57	57	...	3	1	2	5	...	3.4	46	81	3.4	...	1	
58...	94	34	23	23	...	7	7	4	33	73	3.6	...	5	
59...	64	51	48	31	17	3	1	2	4	40	52	2.3	...	3	
60...	76	43	38	38	...	5	5	2	34	64	3.4	...	2	
61...	132	63	55	55	...	8	8	17	18500	4.4	44	71	3.6	
62...	102	45	45	45	21	18000	5.0	23	78	3.8	1	1	
R-76...	*6233	3109	2966	2961	5	127	122	5	16	979	21000	4.1	1698	91	3.4	5	199
2...	968	369	369	368	1	367	...	3.1	2	73	
3...	*82	30	30	30	22	37000	6.5	4	1	
4...	68	46	44	44	...	2	2	9	21000	3.7	22	112	2.9	...	3	
5...	67	40	33	33	...	5	5	2	30	108	3.3	
6...	47	25	23	23	...	2	2	5	...	4.6	18	80	3.6	...	1	
7...	59	30	20	20	...	10	9	12	12500	3.9	13	73	2.9	...	1	
8...	82	35	23	23	...	11	11	7	12500	4.1	24	80	3.3	...	7	
9...	25	15	15	15	6	14500	3.8	6	93	3.7	
10...	17	10	10	10	5	...	5.6	2	
11...	30	21	21	21	3	13	89	2.8	
12...	36	21	21	21	8	15500	4.4	11	75	3.4	
13...	31	17	15	15	...	1	1	2	11	77	3.5	...	2	
14...	31	15	15	15	2	10	92	3.7	...	1	
15...	17	6	6	6	2	4	
16...	42	24	18	18	...	6	6	3	17	90	3.9	...	1	
17...	35	19	17	17	...	1	1	1	16	92	3.5	
18...	41	22	22	22	6	...	4.8	13	77	3.3	
19...	27	11	11	11	4	7	75	3.4	
20...	37	13	13	13	3	10	95	4.9	
21...	29	10	9	9	...	1	1	4	5	82	3.4	...	3	
22...	56	20	20	20	7	13000	3.9	13	73	3.5	...	2	
23...	31	16	16	16	6	...	3.7	8	83	3.6	
24...	22	13	13	13	3	9	81	3.7	
25...	24	14	12	12	...	2	2	3	8	68	3.5	
26...	53	24	24	24	9	11500	4.2	14	77	3.4	...	1	

City Block Characteristics

Table 2.—CHARACTERISTICS OF HOUSING UNITS, BY BLOCKS: 1960—Con.

["Total population" contains no persons in group quarters unless preceded by asterisk; one asterisk (*) denotes less than 10 percent; two asterisks (**), 10 percent or more]

Blocks within census tracts	Total population	All housing units by condition and plumbing								Occupied housing units								
		Total	Sound			Deteriorating			Dilapidated	Owner occupied			Renter occupied			Occupied by non-white	1.01 or more persons per room	
			Total	With all plumbing facilities	Lacking some or all facilities	Total	With all plumbing facilities	Lacking some or all facilities		Total	Average value (dollars)	Average number of rooms	Total	Average contract rent (dollars)	Average number of rooms			
								With flush toilet										No flush toilet
27...	23	14	14	14	4	8	86	3.6
28...	24	18	13	13	...	4	3	1	...	1	3	13	143	3.0	...	1
29...	13	13	11	11	...	2	2	1	5	67	3.4	1	1
30...	27	17	17	17	4	8	64	3.4	...	1
31...	32	19	19	19	9	9000	3.4	8	89	3.9
32...	19	7	7	7	1	6	73	3.3	...	1
33...	37	20	20	20	3	15	77	3.4
34...	40	24	15	15	...	5	5	4	5	...	4.0	13	68	3.0	...	1
35...	47	20	12	12	...	8	8	3	12	70	3.1	...	4
36...	40	21	18	18	...	3	3	4	14	77	3.4	...	2
37...	39	20	20	20	3	13	109	3.7	...	1
38...	33	32	25	25	...	7	4	3	4	18	69	2.9
39...	49	24	23	23	...	1	1	4	17	78	3.2	1	4
40...	56	32	22	20	2	5	5	3	23	74	2.8	...	5
41...	49	17	11	11	...	6	6	7	13500	3.9	10	69	3.3	1	2
42...	69	28	19	19	...	9	9	3	21	80	3.5	...	6
43...	49	22	17	17	...	5	5	1	17	76	3.5	...	3
44...	56	20	16	16	...	4	4	7	16000	4.3	12	106	3.7	...	2
45...	46	23	20	20	...	3	3	9	18000	4.4	12	87	3.0	...	1
46...	72	55	51	51	...	3	3	1	9	16000	4.3	35	77	2.9	...	2
47...	85	39	34	34	...	5	5	6	23000	4.2	26	84	3.6	...	4
48...	91	42	42	42	8	34000	4.1	30	91	3.1	...	4
49...	18	8	6	6	...	2	2	8	88	4.3
50...	67	33	31	31	...	2	2	9	29000	4.2	21	90	3.8	...	2
51...	40	22	22	21	1	8	18000	4.4	13	129	3.2
52...	58	42	41	41	...	1	1	32	86	2.5	...	3
53...	**46	20	16	16	...	4	4	3	16	77	2.9
54...	43	31	31	31	4	19	85	2.7
55...	31	14	14	14	5	...	5.4	8	91	3.4
56...	43	40	38	38	...	2	2	4	19	91	2.9
57...	14	12	12	12	2	5	92	3.4
58...	31	14	14	14	2	10	77	3.6	...	1
59...	10	7	7	7	3	4
60...	19	13	13	13	1	9	107	2.9
61...	23	11	11	11	1	7	86	3.6	...	2
62...	88	41	41	41	8	42000	5.8	31	84	3.1
64...	44	20	20	20	3	13	87	3.5	...	3
65...	32	22	22	22	1	14	107	3.6
66...	34	17	17	17	4	12	94	3.1
67...	62	44	44	44	6	...	4.8	27	85	3.0
68...	32	19	19	19	7	31000	4.7	11	85	3.2
69...	17	12	11	11	...	1	1	3	5	86	3.0
70...	50	23	23	23	6	20000	4.2	12	90	3.9	...	1
71...	39	19	19	19	7	...	4.7	11	93	3.7
72...	49	21	21	21	4	15	100	3.7	1	...
73...	23	13	13	13	1	10	83	3.6
74...	35	22	22	22	7	15000	4.7	8	116	4.0	...	1
77...	66	30	30	30	6	27000	6.2	19	95	3.7
78...	97	55	55	54	1	43	84	3.0	...	2
79...	20	10	10	10	5	...	4.4	5	133	4.4
80...	88	42	42	42	10	21000	5.5	28	80	2.9	...	2
81...	85	41	41	41	9	18000	4.6	28	83	3.3	...	1
82...	21	12	12	12	4	7	78	3.3
83...	58	25	25	25	10	18500	4.8	12	88	3.7	...	2
84...	76	32	32	32	8	12500	4.4	19	92	3.9	...	4
85...	*119	58	58	58	8	17500	4.5	45	68	3.0	...	5
96...	63	46	46	46	1	30	133	3.1	...	3
97...	90	55	55	55	4	41	81	3.0	...	4
98...	81	46	46	46	12	20000	4.4	29	93	3.5	...	1
99...	28	17	17	17	3	9	82	3.3	...	2
100...	51	22	22	22	6	26000	6.7	15	109	3.9	...	1
101...	85	50	50	50	10	17500	4.6	30	98	3.2
102...	52	29	28	28	...	1	1	10	27000	3.9	16	103	3.8
103...	60	30	29	29	...	1	1	5	...	4.2	22	98	3.2	...	2
104...	66	26	26	26	3	19	89	3.5	...	3
105...	21	18	18	18	8	24000	4.8	5	97	3.6
106...	41	23	23	23	1	18	99	3.6	...	1
107...	39	19	19	19	1	16	104	3.6	...	1
108...	54	32	32	32	6	...	5.0	21	102	3.6
109...	42	29	29	29	4	19	94	3.2
110...	43	32	32	32	4	18	96	3.0
111...	73	38	38	38	7	...	4.3	29	92	3.1	1	...
112...	63	25	25	25	11	21000	4.8	13	104	3.5
113...	63	31	31	31	9	17000	4.3	18	90	3.6	...	2
114...	8	8	8	8	3	3
115...	57	29	29	29	13	20000	4.9	11	103	4.5	...	1
116...	44	23	23	23	10	23000	5.6	11	88	3.8
117...	277	121	120	120	...	1	1	43	25000	5.2	63	97	3.7	...	5
118...	**58	23	23	23	9	20000	4.6	9	92	4.1
119...	82	29	29	29	12	24000	5.4	17	108	4.0
120...	82	36	35	35	...	1	1	12	25000	4.6	20	115	4.1	...	1
121...	31	13	13	13	1	12	144	3.5	...	1
122...	45	21	21	21	6	...	5.3	12	162	4.0
5-77...	*5000	1892	1859	1859	...	32	32	867	20000	5.2	898	90	3.7	8	86
1...	68	27	27	27	11	16000	5.2	15	83	4.0

Table 2.—CHARACTERISTICS OF HOUSING UNITS, BY BLOCKS: 1960—Con.

["Total population" contains no persons in group quarters unless preceded by asterisk; one asterisk (*) denotes less than 10 percent; two asterisks (**), 10 percent or more]

Table with columns for Block numbers, Total population, All housing units by condition and plumbing (Sound, Deteriorating, Dilapidated), and Occupied housing units (Owner occupied, Renter occupied). Rows list individual blocks and a summary for blocks 5-78.

City Block Characteristics

Table 2.—CHARACTERISTICS OF HOUSING UNITS, BY BLOCKS: 1960—Con.

["Total population" contains no persons in group quarters unless preceded by asterisk; one asterisk (*) denotes less than 10 percent; two asterisks (**), 10 percent or more]

Blocks within census tracts	Total population	All housing units by condition and plumbing									Occupied housing units							
		Total	Sound			Deteriorating			Dilapidated	Owner occupied			Renter occupied					
			Total	With all plumbing facilities	Lacking some or all facilities	Total	With all plumbing facilities	Lacking some or all facilities		Total	Average value (dollars)	Average number of rooms	Total	Average contract rent (dollars)	Average number of rooms	Occupied by non-white	1.01 or more persons per room	
								With flush toilet										No flush toilet
33...	257	118	118	118	96	95	3.4	...	17	
36...	100	48	48	48	16	18000	4.9	27	83	2.9	...	1	
S-79-A...	*4673	2134	2094	2091	3	32	32	...	8	629	19000	4.6	1296	88	3.3	26	104	
1...	68	20	20	20	19	17000	5.3	1	2	
2...	59	24	22	22	...	2	2	18	16000	4.9	4	1	
3...	90	34	34	34	14	19500	4.1	19	90	3.9	...	1	
4...	81	30	30	30	18	16000	4.0	10	107	3.9	...	3	
5...	87	40	38	38	...	1	1	...	1	14	16000	4.0	25	92	3.4	...	3	
6...	76	37	37	37	8	...	3.3	25	96	3.3	1	4	
7...	113	63	63	63	8	...	3.8	53	99	2.8	...	2	
8...	114	49	49	49	7	...	4.4	35	106	3.4	6	4	
9...	108	46	46	46	12	15000	3.9	33	79	3.4	4	2	
10...	**82	35	35	35	9	18500	4.2	24	87	3.4	
11...	90	22	20	20	...	2	2	15	21000	5.5	6	87	4.8	...	4	
12...	57	20	19	19	...	1	1	18	16500	5.0	1	1	
13...	67	20	17	17	...	3	3	19	16500	4.9	1	1	1	
14...	55	21	20	20	...	1	1	16	18000	4.9	5	96	3.6	
15...	127	50	50	50	9	...	4.8	39	85	3.6	...	4	
16...	122	53	53	53	10	15500	4.1	38	79	3.6	...	3	
17...	128	70	70	70	10	...	4.3	51	85	3.5	...	2	
18...	48	28	28	28	1	24	91	2.6	...	1	
19...	22	8	8	8	8	115	3.9	1	...	
20...	86	44	44	44	13	17500	5.0	25	88	3.6	
21...	115	72	72	72	6	...	4.5	43	87	3.5	...	3	
22...	141	73	73	73	4	65	90	3.4	...	1	
23...	91	40	38	38	...	1	1	...	1	20	15000	4.3	20	89	2.9	2	...	
24...	101	43	43	43	13	18000	4.8	29	101	3.0	...	3	
25...	45	14	12	12	...	2	2	6	16000	4.3	8	86	4.0	...	1	
26...	110	39	33	33	...	6	6	4	33	93	3.6	1	5	
27...	28	13	11	11	...	1	1	...	1	1	10	88	4.1	...	1	
28...	24	10	9	9	...	1	1	2	7	74	3.3	...	3	
29...	40	22	22	22	4	16	84	3.6	
30...	7	4	
31...	9	4	
33...	15	10	9	9	...	1	1	2	6	77	4.0	
34...	64	38	37	37	...	1	1	3	32	90	3.0	...	3	
35...	33	15	9	9	...	4	4	...	2	6	...	4.3	8	90	3.6	...	1	
36...	18	10	10	10	10	106	2.6	
37...	128	62	61	61	...	1	1	14	23000	4.1	39	81	3.1	1	5	
38...	84	34	34	33	1	15	22000	3.9	17	95	3.4	...	4	
39...	130	65	64	64	...	1	1	7	...	4.3	52	90	3.4	...	3	
40...	36	12	12	12	1	11	73	3.1	...	3	
41...	19	14	13	13	...	1	1	2	7	76	3.6	
42...	17	10	10	10	2	7	89	3.3	
43...	15	16	15	15	1	10	86	3.0	
44...	129	107	107	107	9	27000	4.4	54	85	2.9	...	6	
45...	154	80	80	80	3	70	94	3.0	1	4	
46...	81	38	38	38	7	16500	4.4	29	79	3.3	...	1	
47...	130	60	60	60	16	22000	3.8	42	73	3.1	...	3	
48...	128	52	52	51	1	24	18000	4.5	26	79	3.2	...	3	
49...	87	41	41	41	18	18500	4.2	18	92	3.3	...	1	
50...	114	52	52	52	25	21000	4.0	22	85	3.5	1	2	
52...	134	70	69	69	...	1	1	5	...	4.4	61	85	3.0	2	3	
53...	65	32	31	31	1	7	...	4.1	22	81	3.3	2	1	
54...	87	30	30	30	27	21000	5.1	2	
55...	63	17	17	17	17	28000	6.0	1	
56...	62	18	18	18	14	21000	5.9	3	2	1	
57...	56	19	19	19	19	19000	5.6	
58...	64	20	20	20	18	23000	5.8	1	
59...	72	32	32	31	1	20	21000	4.6	11	96	3.4	
60...	110	42	40	40	...	1	1	...	1	17	14500	4.2	22	85	3.6	...	2	
61...	84	44	44	44	14	17000	5.1	24	82	2.9	
62...	103	46	46	46	15	21000	4.3	28	89	3.7	1	2	
S-79-B...	6561	2726	2686	2683	3	34	33	1	6	930	16500	4.8	1485	88	3.6	14	158	
1...	331	111	109	109	...	1	1	...	1	61	18000	5.0	39	120	4.1	...	6	
2...	219	86	86	86	30	17000	4.8	50	95	3.8	...	4	
3...	171	59	59	59	26	17500	4.9	30	97	4.1	1	3	
4...	68	29	29	29	13	15000	5.2	13	81	4.1	...	3	
5...	85	34	34	34	17	15000	4.6	14	92	3.4	...	3	
6...	143	54	54	54	8	20000	4.3	40	78	3.6	...	8	
7...	131	52	52	52	12	27000	5.3	39	88	3.6	...	1	
8...	106	48	48	48	15	17500	5.0	23	86	3.4	1	2	
9...	97	27	27	27	16	17500	5.1	10	94	4.0	...	4	
10...	59	20	20	20	19	16000	4.6	1	2	
11...	72	20	20	20	19	15500	4.8	1	1	
12...	62	20	20	20	20	18000	5.0	1	
13...	55	19	19	19	10	17000	4.9	8	96	4.3	...	1	
15...	78	36	36	36	14	15500	4.6	19	76	3.5	...	1	
16...	12	4	
17...	6	1	
18...	51	23	23	23	4	18	99	3.6	...	3	
19...	102	69	68	67	1	1	14	15000	4.8	29	123	3.3	...	3	
20...	52	22	21	21	...	1	1	14	16000	5.1	6	83	3.8	1	...	

Table 2.—CHARACTERISTICS OF HOUSING UNITS, BY BLOCKS: 1960—Con.

["Total population" contains no persons in group quarters unless preceded by asterisk; one asterisk (*) denotes less than 10 percent; two asterisks (**), 10 percent or more]

Blocks within census tracts	Total population	All housing units by condition and plumbing									Occupied housing units						
		Total	Sound			Deteriorating			Dilapidated	Owner occupied			Renter occupied			Occupied by non-white	1.01 or more persons per room
			Total	With all plumbing facilities	Lacking some or all facilities	Total	With all plumbing facilities	Lacking some or all facilities		Total	Average value (dollars)	Average number of rooms	Total	Average contract rent (dollars)	Average number of rooms		
21...	74	28	28	28	14	16000	4.5	13	105	4.0	...	3
22...	124	49	49	49	11	16500	5.1	31	79	3.6	2	8
23...	54	25	25	25	12	12500	4.3	12	85	3.5	...	2
24...	70	25	25	25	9	15000	4.3	13	92	3.8	...	1
25...	52	18	18	18	4	13	80	3.5	...	2
26...	52	26	26	26	7	23	75	3.1	...	1
27...	49	20	20	20	5	...	4.6	15	80	3.3	1	2
28...	42	27	27	27	4	23	74	2.4	...	2
29...	69	31	31	31	3	24	89	4.0
30...	57	26	25	25	1	2	20	85	3.5	...	2
31...	7	4
32...	48	21	21	21	8	12500	5.5	10	75	3.4	...	2
33...	40	14	14	14	5	22000	5.4	8	84	3.6	...	1
34...	41	19	18	18	6	22000	5.8	13	58	3.5
35...	97	51	51	51	1	13	21000	4.2	19	72	3.3	1	5
36...	36	20	20	20	18	68	3.1	...	2
37...	22	14	14	14	1	8	70	3.3	...	1
38...	47	22	20	20	...	2	2	13	13000	5.2	8	87	3.1
39...	70	27	26	26	1	8	20000	5.3	16	87	3.6	1	1
40...	71	26	25	25	...	1	1	14	16500	5.1	12	73	3.1	...	2
41...	39	21	20	20	...	1	...	1	...	8	19500	4.6	11	68	3.2
42...	41	14	14	14	4	10	88	4.0	...	2
43...	91	41	41	41	15	16000	4.3	25	78	3.2	...	2
44...	131	52	52	52	9	14000	4.9	37	108	3.7	...	4
45...	92	32	32	32	12	15500	4.4	17	85	3.9	...	4
46...	96	56	56	56	14	14500	4.1	35	89	2.9	...	1
47...	61	24	22	22	...	1	1	12	15500	4.8	9	84	4.0	...	1
48...	93	51	51	51	11	14500	4.9	29	91	3.4	1	3
49...	105	39	39	39	17	17500	4.7	21	87	3.8	...	1
50...	79	28	28	28	15	17000	4.6	12	86	4.0	...	2
51...	78	34	30	30	...	4	4	8	...	4.9	23	76	3.5	...	2
52...	143	60	60	60	15	13000	4.7	30	84	3.6	1	8
53...	185	65	62	62	...	3	3	11	14000	5.6	44	87	4.0	...	5
54...	124	45	39	39	...	6	6	13	14000	5.4	29	78	3.4	...	3
55...	135	56	54	54	...	2	2	15	15000	5.0	37	85	3.2	...	4
56...	91	31	31	31	17	17500	5.2	14	95	3.7	...	2
57...	123	42	42	42	12	16000	4.5	27	89	3.9	1	4
58...	89	38	38	38	11	13000	4.8	23	91	3.5
59...	110	43	43	43	17	15000	4.9	23	85	3.2	1	3
60...	96	39	39	39	15	16000	4.6	22	83	3.5	...	2
61...	66	30	30	30	13	17500	4.8	17	83	3.6
62...	85	42	42	40	...	2	21	15500	4.3	18	77	2.9	...	1
63...	95	35	34	34	...	1	1	15	15000	4.7	19	88	3.6	...	3
64...	78	28	26	26	...	2	2	6	...	4.8	21	86	4.0	...	1
65...	98	35	35	35	16	18500	5.3	19	87	3.9	...	1
66...	70	24	24	24	16	16500	5.4	8	106	4.5	...	1
67...	83	39	36	36	...	3	3	22	15500	4.7	12	89	3.4	1	...
68...	154	68	66	66	...	2	2	12	17000	4.8	49	88	3.4	1	...
69...	135	67	67	67	...	2	6	18000	4.2	41	111	4.0	...	5
70...	86	31	30	30	...	1	1	18	15000	4.8	12	69	3.3	...	1
71...	75	30	30	30	17	16500	5.0	12	85	3.1	...	1
72...	78	26	26	26	17	17000	5.1	9	90	4.3	...	1
73...	108	47	47	47	15	15000	4.4	17	87	3.8	...	8
74...	130	95	92	92	...	3	3	7	...	4.7	57	88	3.1	...	1
75...	114	59	59	59	13	16000	4.3	35	115	3.8	...	1
76...	82	32	32	32	15	17500	4.6	15	82	3.7	...	1
S-80-A...	5706	2396	2348	2342	6	47	47	1128	22000	5.0	1076	103	3.6	14	96
1...	36	13	13	13	9	33000	5.3	3
2...	44	16	16	16	14	35000	5.1
3...	548	263	262	262	...	1	1	119	32000	5.2	109	111	3.8	...	9
4...	138	43	43	43	42	38000	5.8
5...	21	8	8	8	8	42000	6.0
6...	171	108	107	107	...	1	1	54	...	3.8	46	127	3.4
7...	118	40	38	38	...	2	2	35	23000	5.4	2
8...	317	174	173	173	...	1	1	5	...	4.6	162	139	3.9
9...	44	14	13	13	...	1	1	14	19000	4.9
10...	142	44	43	43	...	1	1	41	20000	5.3	3	2	...
11...	21	10	9	9	...	1	1	7	13500	4.3	3
12...	86	31	30	30	...	1	1	15	15500	4.4	14	166	4.1	...	3
13...	158	62	61	61	...	1	1	34	15500	4.7	23	87	4.0	1	2
14...	72	44	42	42	...	2	2	14	18500	4.6	20	100	3.5	1	1
15...	108	37	37	37	28	33000	5.6	7	123	4.3	...	2
16...	42	20	18	18	...	2	2	2	14	108	3.8	...	2
17...	157	68	65	65	...	2	2	15	20000	5.3	47	86	3.6	...	2
18...	79	27	27	27	9	20000	4.7	17	96	3.8	...	5
19...	98	36	36	36	24	29000	5.0	2	3
20...	133	38	38	38	34	26000	5.0	4	4
21...	135	49	49	49	11	15500	4.8	37	92	3.4	...	6
22...	127	65	65	65	4	49	81	3.2	1	4
23...	40	20	17	17	...	3	3	9	15000	4.8	10	71	3.2
24...	60	31	29	29	...	2	2	9	13000	4.1	18	107	3.9
25...	94	40	39	39	...	1	1	16	14000	4.8	23	87	3.5	...	1
26...	87	64	55	55	...	9	9	12	15500	4.6	42	91	2.3	...	1
27...	34	12	12	12	11	32000	5.4	1	1
28...	115	47	47	47	30	17500	4.6	11	96	4.2	2	1
29...	77	33	33	33	11	...	4.1	21	96	3.5

City Block Characteristics

Table 2.—CHARACTERISTICS OF HOUSING UNITS, BY BLOCKS: 1960—Con.

["Total population" contains no persons in group quarters unless preceded by asterisk; one asterisk (*) denotes less than 10 percent; two asterisks (**), 10 percent or more]

Blocks within census tracts	Total population	All housing units by condition and plumbing									Occupied housing units							
		Total	Sound			Deteriorating			Dilapidated	Owner occupied			Renter occupied			Occupied by non-white	1.01 or more persons per room	
			Total	With all plumbing facilities	Lacking some or all facilities	Total	With all plumbing facilities	Lacking some or all facilities		Total	Average value (dollars)	Average number of rooms	Total	Average contract rent (dollars)	Average number of rooms			
								With flush toilet										No flush toilet
30...	84	35	35	35	14	16000	4.9	18	65	3.2	...	3	
31...	85	20	20	20	20	26000	6.2	
32...	92	20	20	20	20	29000	6.4	
33...	58	19	19	19	19	27000	5.8	
34...	69	21	21	21	19	16500	5.2	2	3	
35...	108	61	61	61	8	16000	4.5	38	92	3.2	...	2	
36...	55	26	26	24	2	8	13000	4.6	15	75	3.1	...	5	
37...	95	40	40	40	25	17500	4.8	14	88	3.6	...	2	
38...	35	14	14	14	5	...	4.8	9	114	4.1	
39...	93	42	42	42	17	18500	5.1	23	97	3.3	1	...	
40...	95	41	41	41	14	18000	4.8	26	93	3.9	1	...	
41...	105	42	42	42	12	...	4.3	28	81	4.3	...	2	
42...	59	20	20	20	18	16000	5.2	1	2	...	
43...	78	18	18	18	17	17500	5.8	1	1	...	
44...	68	20	20	19	1	20	15500	5.1	1	3	
45...	58	19	19	19	18	16500	5.1	1	1	
46...	92	37	37	37	15	14000	4.7	21	84	3.8	
47...	95	45	45	44	1	11	15500	4.2	31	78	2.9	1	4	
48...	72	25	25	25	20	19500	5.1	4	2	
49...	60	27	25	25	...	2	2	12	25000	4.8	12	115	3.9	...	1	
50...	76	40	38	38	...	2	2	12	...	4.8	24	125	3.9	
51...	36	21	21	21	11	15500	4.4	8	116	4.1	
52...	81	28	28	28	14	20000	5.2	12	93	4.3	...	1	
53...	90	38	27	27	...	11	11	13	14000	4.4	19	81	3.3	...	5	
54...	83	36	33	33	...	3	3	12	15000	4.6	22	81	3.4	1	4	
55...	71	22	22	22	20	16500	5.3	2	
56...	50	20	20	20	20	17000	5.2	
57...	74	20	20	20	19	16000	5.5	1	2	
58...	47	16	16	16	16	14500	4.9	
59...	59	25	25	25	15	16000	4.7	10	81	3.1	
60...	78	41	41	41	14	15500	4.7	23	82	3.7	
61...	103	40	40	40	14	19000	4.7	25	89	3.7	...	3	
S-80-B...	2817	860	853	852	1	3	3	...	4	741	22000	5.5	92	112	4.4	2	46	
2...	165	46	44	44	2	42	29000	6.2	2	1	
3...	115	36	36	36	31	31000	6.2	1	1	
4...	35	9	9	9	9	20000	5.4	
5...	9	2	
7...	38	12	12	12	11	31000	5.7	
8...	90	27	27	27	27	31000	5.8	
9...	27	13	13	13	10	28000	6.1	
10...	81	26	26	26	20	17500	5.0	5	99	4.4	...	1	
11...	122	31	31	31	30	29000	5.9	1	1	
12...	63	18	18	18	18	26000	5.1	1	
13...	153	43	43	43	39	24000	5.7	3	1	
14...	89	27	27	27	25	26000	6.0	1	1	
15...	46	16	16	16	15	27000	5.1	1	1	
16...	49	15	15	15	14	18000	5.1	1	1	
17...	43	14	13	13	1	13	20000	5.0	1	
18...	15	5	5	5	4	1	
19...	8	2	
20...	48	20	20	20	17	20000	5.2	2	1	
21...	64	19	18	18	...	1	1	17	26000	5.4	2	1	2	
22...	8	2	
23...	1	
25...	112	30	30	30	25	32000	5.8	4	1	
26...	122	38	38	38	34	17500	5.4	3	1	...	
27...	63	18	18	18	16	17500	5.3	1	2	
28...	69	20	20	19	1	20	17500	5.0	1	
29...	67	20	20	20	19	19000	5.6	1	1	
30...	60	20	20	20	20	17000	5.2	
31...	63	22	22	22	17	16000	5.2	3	
32...	70	20	20	20	13	15500	5.0	6	111	5.0	...	4	
33...	70	21	21	21	21	23000	6.0	1	
34...	63	18	17	17	1	13	19500	5.2	5	...	4.2	...	3	
35...	56	19	18	18	...	1	1	17	18500	5.1	2	
36...	134	36	36	36	35	20000	5.1	1	5	
37...	23	10	10	10	9	26000	5.9	
38...	112	31	31	31	29	19500	5.5	1	2	
39...	73	25	24	24	...	1	1	20	16000	5.4	4	1	
40...	79	27	27	27	14	17500	4.9	12	108	4.2	...	3	
41...	81	30	30	30	19	16500	4.9	10	100	3.8	...	3	
42...	88	29	29	29	14	17000	5.4	13	144	3.9	...	2	
43...	67	22	22	22	18	17500	5.3	4	
44...	73	20	20	20	19	18000	5.4	1	3	
T-81-A...	*3889	1970	1944	1943	1	21	21	...	5	802	27000	5.2	1000	113	3.5	24	43	
1...	139	74	74	74	21	28000	4.4	47	95	3.4	
2...	126	60	60	60	33	23000	4.9	26	97	4.0	...	1	
3...	174	72	69	69	31	24000	5.3	39	88	3.5	12	8	
4...	79	34	34	34	3	16	23000	4.6	18	83	3.7	7	2	
5...	75	42	42	42	7	37000	4.9	29	91	3.5	...	2	
6...	61	44	44	44	7	31000	4.0	35	100	2.7	...	1	
7...	39	13	13	13	10	33000	6.2	3	
8...	36	16	16	16	11	26000	4.9	5	113	3.6	
9...	32	21	21	21	6	30000	5.5	11	129	3.4	

Table 2.—CHARACTERISTICS OF HOUSING UNITS, BY BLOCKS: 1960—Con.

["Total population" contains no persons in group quarters unless preceded by asterisk; one asterisk (*) denotes less than 10 percent; two asterisks (**), 10 percent or more]

Blocks within census tracts	Total population	All housing units by condition and plumbing									Occupied housing units							
		Total	Sound			Deteriorating			Dilapidated	Owner occupied			Renter occupied			Occupied by non-white	1.01 or more persons per room	
			Total	With all plumbing facilities	Lacking some or all facilities	Total	With all plumbing facilities	Lacking some or all facilities		Total	Average value (dollars)	Average number of rooms	Total	Average contract rent (dollars)	Average number of rooms			
							With flush toilet	No flush toilet										
10...	64	27	25	25	...	1	1	1	11	20000	5.2	15	95	3.7	...	2
11...	51	15	15	15	8	18500	4.8	7	115	4.0	...	2
12...	83	30	27	27	...	3	3	18	18500	5.5	10	81	3.4	2	...
13...	48	19	15	15	...	4	4	8	...	5.1	11	120	4.1	1	...
14...	47	27	26	26	...	1	1	9	21000	4.8	16	72	3.1	...	1
15...	24	11	11	11	9	23000	4.8	2
16...	73	32	32	32	24	24000	5.5	6
17...	80	45	45	45	20	21000	4.6	23	107	3.7
18...	60	28	28	28	17	21000	4.7	8	101	3.5	...	1
19...	31	18	18	18	7	...	5.6	11	117	3.1
20...	9	8	8	8	7	82	3.0
21...	26	14	14	14	8	32000	5.5	6	128	4.0	...	1
22...	36	17	17	17	13	33000	5.3	4
23...	10	4
24...	30	11	11	11	10	38000	7.5	1
25...	34	13	13	13	9	35000	6.2	2
26...	106	44	44	44	31	38000	6.4	9	248	4.9
27...	34	21	21	20	1	10	40000	6.1	7	160	4.9
28...	34	18	18	18	13	34000	5.2	5	1
29...	23	11	11	11	6	29000	5.7	5	104	3.4
30...	67	31	31	31	17	25000	5.1	11	123	4.4
31...	8	4
32...	54	23	22	22	1	14	26000	5.3	9	128	4.2
33...	96	43	43	43	19	23000	4.8	24	120	3.7	...	1
34...	39	19	19	19	14	29000	5.1	4	1
35...	40	18	18	18	14	30000	5.4	3
36...	15	6	6	6	6	40000	7.3
37...	9	7	7	7	2	4
38...	154	88	88	88	23	27000	4.6	58	107	3.6	...	1
39...	*111	44	42	42	...	2	2	18	30000	5.6	21	134	4.2
40...	204	75	71	71	...	4	4	46	25000	5.4	27	111	3.9	1	2
41...	56	22	21	21	...	1	1	13	27000	5.5	7	116	4.3	...	1
42...	172	100	100	100	27	28000	5.1	69	106	3.2	...	1
43...	18	11	11	11	4	6	124	3.3
44...	178	130	126	126	...	4	4	14	29000	4.7	95	110	3.3
45...	*97	24	24	24	13	27000	5.4	10	147	5.5	...	2
46...	70	30	30	30	19	25000	5.4	10	130	3.7	...	1
47...	78	28	28	28	23	22000	5.3	4	1
48...	13	6	6	6	3	3	1	...
49...	99	90	90	90	1	66	133	2.6	...	5
50...	81	54	54	54	12	...	4.2	34	108	3.2
51...	6	9	9	9	3
52...	10	7	7	7	7	96	4.0
53...	19	10	10	10	3	6	215	3.5
54...	76	55	54	54	...	1	1	19	21000	4.1	27	106	3.2
55...	94	52	52	52	14	30000	4.4	34	117	3.8
56...	76	44	44	44	12	22000	4.4	29	104	3.3	...	1
57...	24	16	16	16	6	30000	4.3	6	117	3.8
58...	74	29	29	29	20	23000	5.5	6	118	4.0	...	1
59...	71	29	29	29	19	21000	4.9	7	100	4.4	...	3
60...	19	11	11	11	9	28000	5.7	1
61...	4
62...	83	55	55	55	13	31000	5.5	38	126	3.3
63...	10	7	7	7	1	4
T-81-B	*3119	1177	1174	1172	2	2	2	1	961	31000	6.0	164	135	4.1	1	28
1...	*222	86	86	86	59	34000	5.9	24	121	3.6	...	1
2...	64	23	23	23	17	23000	4.9	5	123	3.8	...	2
3...	36	15	15	15	11	25000	5.4	3
4...	23	10	10	10	7	20000	4.7	3
5...	37	23	23	23	23	169	1.7	...	4
6...	40	15	15	15	14	37000	6.7	1
7...	37	11	11	11	11	42000	8.0
8...	136	60	60	60	47	41000	7.6	2	1
9...	53	21	21	21	17	41000	6.7	1
10...	39	13	13	13	12	41000	6.4	1
11...	37	14	14	14	13	40000	6.8
12...	48	18	18	18	17	41000	7.7
13...	35	10	10	10	8	42000	9.4	2
14...	30	14	14	14	11	42000	7.5	1
15...	47	21	21	21	19	42000	7.8	1
16...	64	29	29	29	24	42000	7.0	1	1
17...	57	21	21	21	20	40000	6.3	1	1
18...	37	15	15	15	15	39000	6.6
19...	23	6	6	6	6	32000	6.2
20...	16	6	6	6	4	1
21...	75	38	38	38	12	34000	6.2	21	111	4.0	...	2
22...	33	10	10	10	10	37000	6.4
23...	43	16	16	16	13	39000	6.3	2
24...	36	13	13	13	12	39000	6.7	1
25...	14	10	10	10	8	40000	7.4
26...	153	51	51	50	1	46	29000	5.6	5	183	5.6
27...	52	17	17	17	17	41000	6.9
28...	66	23	23	23	21	40000	6.6
29...	92	25	25	25	24	36000	6.2	2
30...	66	25	25	25	23	37000	5.8	2	1

Table 2.—CHARACTERISTICS OF HOUSING UNITS, BY BLOCKS: 1960—Con.

["Total population" contains no persons in group quarters unless preceded by asterisk; one asterisk (*) denotes less than 10 percent; two asterisks (**), 10 percent or more]

Blocks within census tracts	Total population	All housing units by condition and plumbing								Occupied housing units							
		Total	Sound			Deteriorating			Dilapidated	Owner occupied			Renter occupied			Occupied by non-white	1.01 or more persons per room
			Total	With all plumbing facilities	Lacking some or all facilities	Total	With all plumbing facilities	Lacking some or all facilities		Total	Average value (dollars)	Average number of rooms	Total	Average contract rent (dollars)	Average number of rooms		
						With flush toilet	No flush toilet										
31...	32	12	12	12	11	32000	5.5	1
32...	36	15	15	15	14	41000	6.6	1
33...	10	5	5	5	3	...	5.1	1
34...	19	10	10	10	9	36000	5.8
35...	34	14	14	14	12	39000	5.3	2
36...	47	17	17	17	23	23000	5.2	5	151	4.4
37...	72	25	25	25	25	25000	5.3	4
38...	82	28	28	28	25	24000	5.6	3
39...	91	29	29	29	28	30000	6.2	1
40...	70	26	26	26	23	22000	5.5	3
41...	70	26	25	25	...	1	1	22	24000	5.6	4
42...	81	26	26	26	21	24000	5.5	5	126	5.0
43...	32	14	14	14	12	24000	5.3	1
44...	59	22	22	21	1	12	24000	4.9	9	99	4.2	...	1
45...	29	9	9	9	9	31000	5.3
46...	38	12	12	12	10	31000	5.1	2
48...	43	14	14	14	12	23000	5.8	2
49...	38	17	17	17	17	21000	4.9
50...	57	23	22	22	1	21	23000	5.1	1	1
51...	46	18	18	18	16	22000	5.4	2
52...	54	22	22	22	20	24000	5.0	2	1
53...	60	21	21	21	17	24000	4.9	4	1
54...	49	21	21	21	17	20000	4.4	4	1
55...	53	20	20	20	16	22000	4.8	3	1
56...	62	20	19	19	...	1	1	17	20000	5.6	1	1
57...	59	19	19	19	17	21000	5.9	2
58...	52	22	22	22	17	22000	5.0	3
59...	33	11	11	11	10	22000	5.3	1	1
T-82...	*3088	1886	1816	1759	57	59	59	...	11	730	22000	3.5	1018	109	3.3	105	52
1...	*171	109	109	101	8	9	28000	5.9	96	146	2.4	...	3
2...	34	22	22	22	3	12	128	3.8	...	1
4...	167	144	144	144	141	9500	1.4	3	2
5...	150	112	104	83	21	8	8	46	14000	2.0	60	62	2.6	2	5
7...	17	14	14	14	1	12	77	2.4
8...	82	73	73	73	10	23000	5.4	48	127	3.3
10...	21	9	9	9	6	42000	6.0	2
11...	33	23	23	23	7	35000	6.4	13	96	3.5
12...	39	16	16	16	14	28000	5.6	2
13...	37	28	28	28	8	29000	4.9	16	105	3.9
14...	4
15...	12	11	11	6	5	11	55	1.3
16...	28	18	15	15	3	3	17	81	3.5	...	1
17...	52	34	32	31	1	2	2	31	100	2.6
20...	38	17	17	17	10	42000	6.0	4
21...	**72	47	45	37	8	2	2	4	36	103	2.7
22...	46	24	23	23	11	36000	5.4	13	99	3.6	1	1
23...	44	28	27	27	...	1	1	6	...	4.7	21	70	3.1	...	1
24...	12	8	7	7	...	1	1	8	89	3.5
25...	26	16	16	16	1	12	89	4.4	...	1
26...	36	23	23	23	3	19	85	3.8
27...	54	33	33	33	15	28000	5.2	17	110	3.9
29...	37	17	17	17	11	33000	6.1	5	157	5.4
30...	44	18	18	18	12	37000	6.4	5
31...	35	12	12	12	8	42000	7.3	4
32...	6
33...	21	8	8	8	4	3
34...	50	22	22	22	15	34000	6.7	6
35...	35	16	16	16	8	27000	7.0	5
36...	51	29	28	28	...	1	1	20	34000	5.4	7	141	5.0
37...	24	15	15	15	2	11	105	4.1
38...	11	7	7	7	1	5	...	3.6
39...	37	25	25	25	8	39000	5.3	11	93	3.0
40...	80	35	35	35	26	34000	5.8	7	136	5.7
41...	82	46	46	46	11	28000	4.9	32	98	3.6
42...	35	22	21	21	...	1	1	3	19	76	3.8
43...	**14	3	1
44...	17	8	8	8	2	6	57	3.5	...	1
45...	*121	46	39	39	...	5	5	...	2	3	...	5.3	36	63	3.2	10	9
46...	42	16	12	12	...	3	3	...	1	4	12	66	3.9	9	1
47...	104	44	31	31	...	12	12	...	1	12	30000	5.8	32	68	3.5	29	2
48...	207	97	84	76	8	11	11	...	2	11	...	4.6	84	79	3.2	52	9
50...	116	66	66	66	13	39000	5.8	43	140	3.6	...	1
51...	199	125	119	118	1	5	5	...	1	30	37000	4.9	76	120	3.5
52...	295	222	222	222	196	19500	2.0	19	226	4.4	...	10
54...	44	28	24	24	...	3	3	...	1	2	24	91	3.8	...	1
55...	79	52	52	51	1	19	...	4.4	28	91	3.5	2	...
56...	103	78	75	71	4	1	1	...	2	3	71	166	2.7	...	3
57...	24	13	13	13	2	8	203	5.4
T-83-A...	4893	1755	1719	1718	1	32	32	...	4	1389	27000	6.6	115	175	5.0	6	17
1...	210	66	66	66	50	41000	7.3	4
2...	57	21	21	21	16	42000	6.1	2
3...	205	72	72	72	65	40000	6.6	4	1
4...	37	14	14	14	12	39000	5.8	2
6...	24	9	9	9	7	42000	8.1
7...	18	7	7	7	7	38000	6.9

Table 2.—CHARACTERISTICS OF HOUSING UNITS, BY BLOCKS: 1960—Con.

["Total population" contains no persons in group quarters unless preceded by asterisk; one asterisk (*) denotes less than 10 percent; two asterisks (**), 10 percent or more]

Table with columns: Blocks within census tracts, Total population, All housing units by condition and plumbing (Sound, Deteriorating, Dilapidated), Occupied housing units (Owner occupied, Renter occupied), and 1.01 or more persons per room. Rows list census tracts from 6... to 105...

Table 2.—CHARACTERISTICS OF HOUSING UNITS, BY BLOCKS; 1960—Con.

["Total population" contains no persons in group quarters unless preceded by asterisk; one asterisk (*) denotes less than 10 percent; two asterisks (**), 10 percent or more]

Blocks within census tracts	Total population	All housing units by condition and plumbing									Occupied housing units							
		Sound			Deteriorating			Dilapidated	Owner occupied			Renter occupied			Occu- pied by non- white	1.01 or more per- sons per room		
		Total	With all plumb- ing facil- ities	Lack- ing some or all facil- ities	Total	With all plumb- ing facil- ities	Lacking some or all facilities		Total	Average value (dollars)	Aver- age num- ber of rooms	Total	Average con- tract rent (dollars)	Aver- age num- ber of rooms				
							With flush toilet										No flush toilet	
106...	12	11	11	11	1	7	125	2.9	...	1
107...	13	8	8	8	3	3
108...	27	13	13	13	6	32000	4.5	7	171	4.3
109...	43	26	26	26	7	40000	4.4	13	172	3.8
111...	60	33	33	33	2	31	195	3.5
112...	29	16	16	16	15	30000	4.7	1
113...	79	23	23	23	16	36000	5.9	6	244	6.3	...	1
114...	53	21	21	21	14	38000	6.4	5	521	3.6
115...	40	14	14	14	13	41000	7.2	1
116...	18	9	9	9	4	3
117...	52	21	21	21	17	42000	6.6	3
118...	23	10	10	10	10	42000	6.7
119...	17	11	11	11	9	40000	6.6
121...	48	21	21	21	18	38000	6.4	3
124...	3	2
U-84....	**108
1....	**108
U-85-A..	5489	1446	1446	1445	1	991	12500	5.2	418	96	4.2	5	192
1....	1776	462	462	462	387	7000	5.1	63	117	4.6	1	51
2....	96	23	23	23	20	18000	5.1	3	5
3....	178	42	42	42	37	16000	5.2	5	130	5.0	...	7
4....	101	24	24	24	23	17000	5.7	1	1
5....	134	32	32	32	27	20000	6.0	4	2
6....	110	25	25	25	24	20000	6.0	1	1
7....	100	22	22	22	18	20000	5.8	4	2
8....	117	32	32	32	30	18000	5.5	5	2
9....	162	46	46	46	40	16500	5.0	1	108	4.6	...	2
10....	96	26	26	26	17	13500	5.0	9	90	4.7	...	2
11....	152	39	39	39	27	18500	5.0	11	102	4.4	1	4
12....	55	17	17	17	13	17500	5.0	4	2
13....	208	59	59	59	24	14500	5.0	33	90	4.3	...	7
14....	65	20	20	20	12	14500	5.0	7	85	4.0	...	2
15....	222	74	74	74	3	68	76	3.5	1	15
16....	234	74	74	74	20	...	4.2	48	89	4.0	...	13
17....	222	58	58	58	23	13000	4.7	34	90	4.1	...	10
18....	73	18	18	18	15	15000	5.2	2	4
19....	112	30	30	30	24	13500	5.1	4	1
20....	123	25	25	25	23	13500	5.1	1	9
21....	263	83	83	83	11	...	4.2	69	83	3.8	1	13
22....	131	33	33	33	23	13500	5.1	10	101	4.5	...	5
23....	185	43	43	42	1	30	13500	5.0	13	104	4.2	...	10
24....	143	34	34	34	28	16500	5.1	6	112	4.8	...	7
25....	167	41	41	41	37	16000	5.2	3	6
26....	128	29	29	29	23	17500	5.2	6	146	5.5	...	4
27....	68	18	18	18	16	18000	5.2	2	2
28....	68	17	17	17	16	17500	5.1	1	3
U-85-B..	*6958	1873	1873	1873	1166	17000	5.3	609	100	4.2	16	239
1....	*1812	470	470	470	361	16500	5.3	97	101	4.6	5	49
2....	122	30	30	30	30	16000	5.0	6
3....	91	24	24	24	22	16000	5.1	1
4....	74	18	18	18	18	17500	5.6	2
5....	172	43	43	43	42	17500	5.2	1	2
6....	151	40	40	40	38	19500	5.7	2	2
7....	137	38	38	38	33	18500	5.7	3	1
8....	70	16	16	16	16	16500	5.3	2
9....	86	19	19	19	16	17500	5.5	3	2
10....	76	18	18	18	17	16500	5.2	1
11....	116	24	24	24	22	17500	5.5	2	2
12....	100	24	24	24	23	17500	5.4	2
13....	97	26	26	26	23	17000	5.3	2	3
14....	58	13	13	13	9	18000	5.7	3	3
15....	106	25	25	25	23	19000	5.9	2
16....	108	27	27	27	25	19500	5.4	1	3
17....	87	19	19	19	19	19000	5.4	1
18....	64	14	14	14	13	19500	5.6	1	3
19....	145	34	34	34	32	18000	5.9	2	4
20....	159	35	35	35	31	17000	5.3	3	4
21....	75	19	19	19	16	18500	5.5	2
22....	104	24	24	24	21	18000	5.2	2	6
23....	89	24	24	24	23	17500	5.3	1	2
24....	117	31	31	31	30	17500	5.4	3
25....	155	36	36	36	13	18000	5.7	23	98	4.1	2	9
26....	273	111	111	111	20	18500	5.0	71	132	4.1	...	6
27....	131	42	42	42	11	18000	5.5	23	102	4.0	...	8
28....	138	36	36	36	32	92	4.0	...	13
29....	155	41	41	41	38	18500	5.3	3	3
30....	92	27	27	27	25	18000	5.4	1	2
31....	137	38	38	38	3	28	93	4.3	...	11
32....	272	85	85	85	10	18000	4.0	58	104	4.0	...	25
34....	205	43	43	43	37	17500	5.5	6	123	5.5	...	6
35....	102	26	26	26	21	17000	5.4	3	5
36....	87	27	27	27	15	13500	5.0	11	87	3.9	...	3
37....	103	27	27	27	5	11500	5.0	21	92	4.2	...	6

Table 2.—CHARACTERISTICS OF HOUSING UNITS, BY BLOCKS: 1960—Con.

["Total population" contains no persons in group quarters unless preceded by asterisk; one asterisk (*) denotes less than 10 percent; two asterisks (**), 10 percent or more]

Blocks within census tracts	Total population	All housing units by condition and plumbing								Occupied housing units								
		Sound				Deteriorating				Dilapidated	Owner occupied			Renter occupied				
		Total	With all plumbing facilities	Lacking some or all facilities	Total	With all plumbing facilities	Lacking some or all facilities		Total		Average value (dollars)	Average number of rooms	Total	Average contract rent (dollars)	Average number of rooms	Occupied by non-white	1.01 or more persons per room	
							With flush toilet	No flush toilet										
38...	79	24	24	24	11	13500	4.6	11	94	4.5	...	2	
39...	159	41	41	41	10	12500	4.4	30	96	4.6	...	9	
40...	177	50	50	50	6	...	4.2	42	84	3.8	...	13	
41...	94	23	23	23	20	17500	5.6	3	1	
42...	214	77	77	77	12	...	3.7	63	78	3.5	...	7	
43...	169	64	64	64	6	...	3.5	54	77	3.5	2	6	
U-85-C...	5493	1456	1432	1432	...	9	8	1	...	15	908	13000	5.0	504	95	4.2	11	226
1...	252	84	84	84	27	15000	4.9	48	123	4.1	1	9	
2...	262	94	94	94	8	...	3.6	82	76	3.5	1	9	
3...	266	77	77	77	11	13000	4.5	63	82	3.8	...	16	
4...	1908	475	474	474	...	1	1	370	7500	5.2	99	102	4.8	2	63	
5...	116	24	24	24	5	12500	4.6	19	143	4.4	...	8	
6...	132	33	33	33	12	13000	4.6	21	95	4.2	...	9	
7...	122	35	35	35	8	11500	4.4	24	91	4.0	...	10	
8...	100	27	27	27	5	13000	4.2	19	89	4.1	...	9	
9...	171	47	47	47	17	13000	4.5	25	90	4.1	...	11	
10...	178	38	38	38	14	12000	5.1	23	93	4.7	1	14	
11...	30	7	7	7	7	18500	5.0	1	
12...	397	112	112	112	105	20000	5.1	4	3	8	
13...	170	46	46	46	44	18500	5.0	1	6	
14...	167	44	44	44	40	19000	5.0	2	3	
15...	133	36	36	36	13	13000	4.8	22	92	4.2	...	7	
16...	88	22	22	22	20	13500	5.0	2	3	
17...	69	14	14	14	14	18500	5.0	3	
18...	179	46	46	46	41	19000	5.1	5	146	5.0	...	2	
19...	150	36	36	36	32	20000	5.3	4	5	
20...	32	8	2	2	1	7	21	3.7	...	3	
22...	76	19	2	2	...	8	7	1	...	3	16	68	4.0	2	7	
23...	118	29	29	29	27	17000	5.0	1	1	6	
24...	62	21	21	21	16	14500	4.9	5	108	4.4	...	4	
25...	133	38	38	38	33	13000	4.9	4	4	
26...	182	44	44	44	35	13000	4.9	8	108	5.1	...	10	
U-85-D...	7707	2109	2100	2100	...	9	9	1552	15000	5.5	408	103	4.2	15	225	
1...	191	57	57	57	9	22000	3.8	46	95	3.8	...	13	
2...	115	35	35	35	2	32	94	3.8	...	9	
3...	173	54	54	54	2	49	95	3.9	...	10	
4...	3813	1071	1071	1071	840	12500	5.5	129	104	4.5	4	94	
5...	105	36	36	36	5	22000	3.4	26	132	3.7	1	6	
6...	297	81	81	81	30	14500	5.2	47	92	3.8	...	20	
7...	158	44	44	44	22	13500	4.7	19	93	4.1	...	10	
8...	120	32	31	31	...	1	1	22	12000	4.5	8	107	4.8	1	7	
9...	120	30	30	30	26	16500	5.1	4	5	
10...	83	23	23	23	18	12500	4.7	5	110	4.6	...	5	
11...	117	32	32	32	28	13000	4.6	2	5	
12...	144	40	40	40	29	13000	4.5	9	112	4.9	...	7	
13...	106	25	25	25	19	14000	5.0	5	...	5.0	1	3	
15...	152	40	40	40	37	20000	6.1	2	3	
16...	107	26	26	26	19	13000	4.9	6	95	4.8	1	6	
17...	132	40	40	40	33	19000	5.6	1	...	
18...	115	30	30	30	26	20000	6.0	1	1	
19...	96	26	26	26	21	20000	5.9	2	1	3	
20...	140	34	34	34	31	20000	6.0	1	2	
21...	119	29	29	29	28	18500	6.0	1	3	
22...	148	38	38	38	38	19000	5.9	1	
23...	191	46	46	46	44	18500	5.9	2	2	
24...	81	20	19	19	...	1	1	19	18500	6.1	1	
25...	129	34	33	33	...	1	1	33	18500	5.8	1	1	
26...	121	29	27	27	...	2	2	27	18500	5.9	2	
27...	105	25	22	22	...	3	3	24	19500	6.0	1	1	
28...	100	24	24	24	21	19500	6.0	2	1	...	
29...	222	57	56	56	...	1	1	56	19000	5.7	1	2	
30...	54	14	14	14	14	19000	5.6	1	1	
31...	43	11	11	11	10	19000	6.1	1	
32...	110	26	26	26	19	13000	5.2	6	112	5.2	1	3	
U-85-E...	4870	1239	1239	1239	1033	15500	5.4	124	124	4.8	9	162	
1...	1765	476	476	476	411	15000	5.3	13	125	5.2	2	49	
2...	56	13	13	13	12	16000	5.0	1	2	
3...	131	28	28	28	28	16500	5.0	4	
4...	104	24	24	24	23	17000	5.1	1	4	
5...	71	16	16	16	15	17500	5.5	1	2	
6...	98	24	24	24	22	17000	5.6	1	2	
7...	168	40	40	40	34	18000	5.6	4	6	
8...	129	28	28	28	24	16500	5.7	3	1	6	
9...	187	41	41	41	27	16500	5.7	12	131	5.2	1	6	
10...	179	42	42	42	41	13500	5.4	1	3	
11...	91	21	21	21	21	13500	5.5	5	
12...	93	24	24	24	23	13500	5.1	1	2	
13...	99	26	26	26	24	13500	5.0	1	5	
14...	103	25	25	25	14	16500	5.6	9	120	5.0	1	2	
15...	27	7	7	7	4	2	5	
16...	119	26	26	26	24	16500	5.4	2	3	
17...	48	12	12	12	8	17500	5.4	3	3	
18...	41	10	10	10	10	16000	5.7	1	1	

City Block Characteristics

Table 2.—CHARACTERISTICS OF HOUSING UNITS, BY BLOCKS: 1960—Con.

["Total population" contains no persons in group quarters unless preceded by asterisk; one asterisk (*) denotes less than 10 percent; two asterisks (**), 10 percent or more]

Blocks within census tracts	Total population	All housing units by condition and plumbing									Occupied housing units						
		Total	Sound			Deteriorating			Dilapidated	Owner occupied			Renter occupied				
			Total	With all plumbing facilities	Lacking some or all facilities	Total	With all plumbing facilities	Lacking some or all facilities		Total	Average value (dollars)	Average number of rooms	Total	Average contract rent (dollars)	Average number of rooms	Occupied by non-white	1.01 or more persons per room
19...	96	26	26	26	25	17500	5.4	1	1	4
20...	134	32	32	32	29	18000	5.6	3	2
21...	130	33	33	33	32	18500	5.6	1	4
22...	134	32	32	32	32	18500	5.4	1	3
23...	126	31	31	31	26	18500	5.3	4	3
24...	142	45	45	45	14	18500	5.4	26	99	4.0	1	8
25...	124	31	31	31	10	17500	5.3	19	152	4.4	...	9
26...	58	15	15	15	7	15000	5.6	6	122	5.5	...	3
27...	69	25	25	25	12	14500	5.3	6	121	5.2	...	2
28...	179	40	40	40	39	13500	5.2	1	11
29...	73	20	20	20	17	13500	5.1	2	2
30...	96	26	26	26	25	13500	5.1	5
U-85-F...	2657	818	817	817	...	1	1	586	15500	5.4	64	102	4.4	3	78
1...	1681	576	575	575	...	1	1	392	15000	5.4	21	110	4.7	2	44
2...	191	51	51	51	20	15000	5.0	27	94	4.0	1	11
3...	142	35	35	35	32	14000	4.8	3	6
4...	165	39	39	39	32	12500	4.8	7	104	4.7	...	5
5...	105	23	23	23	20	13500	4.9	3	6
6...	216	53	53	53	49	19000	5.8	3	5
7...	92	25	25	25	25	20000	5.7
8...	65	16	16	16	16	21000	6.2	1
U-85-G...	4364	1226	1225	1224	1	1	1	1044	19000	5.6	59	123	5.4	3	73
1...	33	10	10	10	10	18000	5.7
2...	114	28	28	28	27	17500	5.6	1	3
3...	68	19	19	19	18	18000	5.3	1	1
4...	141	33	33	33	33	18500	5.6	3
5...	2335	648	647	647	1	577	19500	5.7	21	129	5.7	1	35
6...	101	26	26	26	15	19500	5.9	9	110	5.3	1	2
7...	387	122	121	121	...	1	1	85	19000	5.5	11	123	5.1	1	9
8...	122	36	36	36	28	17500	5.3	5	143	5.2	...	1
9...	148	41	41	41	39	18500	5.3
10...	183	46	46	46	45	19000	5.3	1	3
11...	172	40	40	40	40	18500	5.4	3
12...	124	38	38	38	32	17500	5.3	2	1
13...	72	37	37	37	16	18000	5.4	1	2
14...	64	23	23	23	15	18000	5.5	1	1
15...	77	26	26	26	20	19500	5.8	1
16...	121	32	32	32	25	17500	5.3	4	4
17...	102	21	21	21	19	16000	5.6	2	4
U-85-H...	*5991	1748	1738	1732	6	10	7	2	1	1470	14500	5.2	60	125	4.3	10	130
4...	23	12	12	12	12	200	1.2	...	7
9...	356	175	168	163	5	7	4	2	1	174	...	3.1	1	45
12...	*2305	734	732	732	...	2	2	529	10500	5.7	11	99	4.8	4	...
13...	8	2	3
16...	65	16	16	16	15	19000	5.5	3
17...	134	36	36	36	31	18500	5.5	1	1
18...	97	23	23	23	23	20000	5.6	2
19...	77	16	16	16	14	18500	5.5	2	2
20...	117	30	30	30	29	18000	5.4
21...	211	51	51	51	49	18500	5.4	1	3
22...	134	33	33	33	33	19000	5.5	1	6
23...	201	45	45	45	43	18000	5.4	2	1
24...	77	18	18	18	17	18500	5.2	1	3
25...	95	22	22	22	20	17500	5.5	1	3
26...	75	20	20	20	17	17500	5.6	1	1
27...	98	22	22	22	19	16000	5.5	2	3
32...	147	39	39	39	36	16500	5.5	2	1
33...	110	26	26	26	23	18000	5.7	3	1	2
34...	301	71	71	71	70	17500	5.2	1	7
35...	13	3	4
36...	171	42	42	42	38	19000	5.4	1
37...	72	24	24	24	18	19500	5.9
38...	39	12	12	12	11	18500	5.8
39...	46	12	12	12	12	18000	5.6	5
40...	228	56	56	56	56	18000	5.4	1	2
41...	77	22	22	21	1	21	16000	5.2	1	3
42...	96	22	22	22	20	15500	5.3	2	2
43...	86	24	24	24	20	15500	5.2	3	3
44...	105	22	22	22	22	18000	5.6	1	2
45...	75	22	22	22	18	15000	4.8	4	1
46...	97	26	25	25	...	1	1	23	14500	5.0	3	2
47...	49	16	16	16	14	14500	4.8	1	1
48...	21	6	6	6	6	14500	5.0	3
49...	115	32	32	32	31	14500	4.7	1
50...	2	1
55...	68	15	15	15	13	19000	5.4	2	1	2
U-86....	*5676	1496	1319	1316	3	177	177	599	11500	4.4	761	83	4.1	155	446
1...	*1083	271	271	268	3	59	12000	4.5	181	87	4.2	33	91
2...	227	52	52	52	40	12000	4.7	12	162	4.7	6	17
3...	84	21	21	21	16	10500	4.6	5	85	4.6	...	3
5...	192	54	54	54	37	10000	4.1	15	76	3.8	4	15
6...	*126	35	35	35	22	10500	4.3	10	77	3.8	2	10

Table 2.—CHARACTERISTICS OF HOUSING UNITS, BY BLOCKS: 1960—Con.

["Total population" contains no persons in group quarters unless preceded by asterisk; one asterisk (*) denotes less than 10 percent; two asterisks (**), 10 percent or more]

Blocks within census tracts	Total population	All housing units by condition and plumbing								Occupied housing units								
		Sound				Deteriorating				Owner occupied				Renter occupied				
		Total	Total	With all plumbing facilities	Lacking some or all facilities	Total	With all plumbing facilities	Lacking some or all facilities		Dilapidated	Total	Average value (dollars)	Average number of rooms	Total	Average contract rent (dollars)	Average number of rooms	Occupied by non-white	1.01 or more persons per room
								With flush toilet	No flush toilet									
7...	118	34	34	34	23	10500	4.3	11	70	4.1	...	5	
8...	121	28	28	28	19	9500	4.1	8	86	4.3	1	11	
9...	193	40	39	39	...	1	1	34	10500	4.3	6	75	4.3	26	17	
10...	93	20	20	20	14	10500	4.5	6	64	3.3	12	11	
11...	421	102	102	102	51	12500	4.7	51	73	4.0	6	25	
12...	374	98	97	97	...	1	1	66	11500	4.4	30	74	4.1	21	18	
13...	126	32	32	32	24	10000	4.2	7	84	3.9	2	12	
14...	85	24	24	24	21	10500	4.0	3	1	6	
15...	93	28	28	28	19	10500	4.2	9	81	3.6	4	5	
16...	81	24	24	24	19	10000	4.1	5	71	3.8	2	5	
17...	242	60	40	40	...	20	20	58	68	3.8	10	26	
18...	484	159	13	13	...	146	146	4	104	75	4.0	9	58	
19...	115	32	24	24	...	8	8	4	23	73	3.8	2	14	
20...	105	33	33	33	17	12500	4.5	16	76	4.0	...	5	
21...	47	11	11	11	9	9500	4.1	2	7	4	
22...	396	89	88	88	...	1	1	52	13000	5.0	34	83	4.7	...	29	
23...	163	36	36	36	16	14000	4.6	19	82	4.8	1	13	
24...	296	102	102	102	20	12500	4.3	69	96	3.9	3	15	
25...	163	51	51	51	10	17500	5.1	32	78	3.9	1	10	
27...	248	60	60	60	3	45	82	4.8	2	21	
U-87....	*1505	738	736	736	...	2	2	280	17500	5.5	125	128	4.5	1	21	
1...	*1192	664	663	663	...	1	1	213	17000	5.5	120	128	4.5	1	15	
3...	16	5	4	4	...	1	1	5	30000	6.6	
17...	10	2	
22...	35	9	9	9	8	16500	5.4	1	
23...	182	41	41	41	39	17500	5.6	2	3	
24...	70	17	17	17	13	15500	5.8	2	3	
U-88....	3854	1171	1114	1112	2	57	57	498	15500	5.1	526	81	3.9	84	198	
1...	34	6	5	5	...	1	1	5	13000	4.6	1	3	3	
2...	1959	696	656	656	...	40	40	283	16500	5.1	286	80	3.5	36	90	
3...	105	25	19	19	...	6	6	14	14000	5.4	11	79	4.8	1	4	
4...	142	29	29	29	14	13000	4.8	15	88	5.2	...	7	
5...	222	64	58	57	1	6	6	45	12000	4.6	18	68	3.5	12	9	
6...	97	18	17	16	1	1	1	8	12500	5.3	10	78	5.0	6	8	
7...	38	18	18	18	6	...	5.0	10	64	3.3	3	...	
9...	58	24	21	21	...	3	3	2	17	70	3.9	1	2	
10...	425	94	94	94	89	78	4.5	8	34	
11...	126	38	38	38	4	29	103	4.0	8	8	
12...	369	84	84	84	60	15000	5.2	23	85	4.7	5	24	
13...	81	21	21	21	13	11000	5.2	8	83	4.4	...	3	
14...	99	25	25	25	18	11000	4.8	7	91	5.4	...	4	
15...	24	8	8	8	7	19000	5.0	
16...	75	21	21	21	19	20000	5.4	2	1	2	
U-89....	*2259	645	612	609	3	24	24	...	9	348	13500	4.5	267	84	4.1	14	130	
1...	271	60	58	58	...	2	2	6	...	4.8	49	84	4.7	3	22	
2...	192	52	52	52	45	78	4.2	...	17	
3...	*157	43	43	43	20	12000	4.6	23	77	4.1	3	8	
4...	361	95	95	94	1	73	11000	4.5	20	118	4.5	1	19	
5...	105	26	17	17	...	9	9	15	12000	4.5	10	81	4.3	3	5	
6...	38	14	14	14	6	13500	4.0	6	71	4.0	...	2	
7...	106	30	30	30	24	11000	4.1	6	85	4.0	...	5	
8...	110	32	32	32	18	12000	4.5	13	79	4.0	...	5	
9...	355	105	103	103	...	2	2	79	12000	4.5	22	76	3.9	...	18	
10...	186	51	51	51	29	12000	4.5	21	73	3.9	2	10	
11...	132	34	34	34	27	10500	4.4	6	82	4.0	1	9	
16...	10	3	
17...	56	25	14	14	...	3	3	8	
18...	9	4	11	26000	5.4	
20...	19	8	7	7	...	1	1	
22...	97	45	41	39	2	3	3	...	1	23	36000	3.3	20	133	3.1	1	4	
23...	55	18	16	16	...	2	2	11	40000	6.1	6	...	4.5	...	2	
U-90....	1416	360	354	354	...	5	5	...	1	124	13000	4.8	199	79	4.4	16	84	
1...	41	12	12	12	1	9	77	4.2	1	3	
2...	440	128	128	128	11	17500	4.5	93	77	4.4	5	30	
3...	257	53	50	50	...	2	2	...	1	10	17000	5.0	41	87	5.0	2	13	
4...	243	60	60	60	32	13500	5.0	24	76	4.2	5	13	
6...	435	107	104	104	...	3	3	70	11500	4.7	32	79	4.3	3	25	
Y-91-A..	8241	2997	2984	2963	21	9	8	1	4	1308	17500	4.7	1315	96	3.8	20	244	
1...	640	266	266	266	54	13500	5.0	172	88	3.6	1	11	
2...	62	22	22	22	15	218	4.0	...	5	
5...	173	43	43	43	37	14000	4.8	6	96	4.3	1	11	
6...	155	44	44	44	39	13000	4.2	4	6	
7...	163	52	52	52	44	13500	4.4	5	97	4.2	...	5	
9...	513	145	145	145	103	20000	5.3	36	112	4.8	2	12	
10...	83	25	25	25	20	27000	5.9	3	
11...	44	14	14	14	13	25000	5.3	1	1	
12...	49	15	14	14	...	1	1	15	24000	5.1	1	
13...	61	19	19	19	16	25000	5.1	2	2	
14...	87	22	22	22	20	22000	5.5	2	2	
15...	35	10	9	9	1	8	21000	5.5	1	
16...	386	187	185	165	20	2	1	1	...	180	...	2.5	7	...	2.1	...	32	

Table 2.—CHARACTERISTICS OF HOUSING UNITS, BY BLOCKS: 1960—Con.

["Total population" contains no persons in group quarters unless preceded by asterisk; one asterisk (*) denotes less than 10 percent; two asterisks (**), 10 percent or more]

Blocks within census tracts	Total population	All housing units by condition and plumbing									Occupied housing units							
		Sound				Deteriorating				Dilapidated	Owner occupied			Renter occupied			Occupied by non-white	1.01 or more persons per room
		Total	With all plumbing facilities	Lacking some or all facilities	Total	With all plumbing facilities	Lacking some or all facilities		Total		Average value (dollars)	Average number of rooms	Total	Average contract rent (dollars)	Average number of rooms			
							With flush toilet	No flush toilet										
17...	18	8	8	8	6	93	3.7	...	1		
18...	65	36	36	36	6	...	3.8	24	85	2.6	...	1	
19...	74	43	42	42	...	1	1	2	28	73	2.9	...	3	
20...	108	51	50	50	...	1	1	5	...	4.6	35	79	2.7	...	12	
22...	50	20	15	15	...	2	2	14	18000	5.0	3	
23...	61	19	19	19	17	18000	5.2	1	1	
24...	69	21	21	21	20	20000	5.4	1	
25...	75	20	20	20	18	13500	4.6	2	3	
26...	671	178	177	177	...	1	1	159	16000	5.2	18	109	5.0	1	15	
27...	271	161	161	161	128	88	3.5	2	...	
28...	332	173	173	173	3	128	87	3.5	2	5	
29...	182	60	60	60	5	...	4.0	45	89	4.0	...	14	
30...	166	51	51	51	22	15000	4.8	24	84	4.1	...	5	
31...	106	26	26	26	20	16000	5.6	6	...	5.2	1	...	
32...	44	11	11	11	10	13000	5.2	1	
33...	92	27	27	27	26	15500	5.0	1	
36...	174	51	51	51	35	22000	4.9	14	175	6.1	...	4	
37...	506	145	144	144	...	1	1	118	19000	5.0	17	138	5.0	...	16	
38...	73	20	20	20	17	17000	5.2	2	
39...	67	18	18	18	18	16500	5.6	1	
40...	30	8	8	8	8	19000	4.1	2	
41...	45	12	12	12	11	19000	4.5	3	
42...	99	27	27	27	23	18500	4.3	3	6	
43...	64	17	17	17	15	14500	4.9	1	1	6	
44...	345	173	173	173	3	127	90	3.5	1	2	
45...	626	318	318	318	1	236	91	3.6	5	15	
46...	1197	379	379	379	179	16500	5.2	163	117	4.3	3	34	
47...	180	60	60	59	1	4	48	90	4.0	...	6	
V-91-8...	*7278	2165	2123	2121	2	33	32	1	...	9	1642	17000	5.3	399	116	4.1	13	156
1...	1303	342	325	325	...	14	13	1	...	3	314	8500	5.4	22	120	4.9	7	28
2...	118	32	32	32	28	17500	5.6	3	5	
3...	138	38	38	38	33	17500	5.0	4	5	
4...	367	184	184	184	153	133	3.9	...	3	
5...	130	37	37	37	30	18000	5.1	5	135	4.8	...	3	
6...	108	30	30	30	27	19000	5.3	3	2	
7...	70	22	22	22	21	19500	5.0	1	4	
8...	71	20	20	20	17	24000	5.4	1	2	
9...	102	34	34	34	26	26000	5.8	1	2	
10...	339	103	102	102	...	1	1	87	22000	5.6	6	141	5.2	...	4	
11...	*203	58	58	58	48	21000	5.3	7	124	4.7	...	5	
12...	49	15	15	15	13	18500	5.6	2	1	...	
15...	30	9	8	8	...	1	1	4	4	
16...	42	14	14	14	13	15500	4.8	1	2	
17...	53	13	13	13	12	14500	5.0	1	3	
18...	52	14	14	14	14	24000	5.5	1	
19...	118	37	37	37	31	18500	5.0	4	4	
20...	78	24	24	24	22	18000	5.3	2	
21...	86	21	21	21	21	22000	5.6	3	
22...	85	25	25	25	21	18000	5.3	2	
23...	363	90	90	90	80	20000	5.4	9	139	5.1	...	11	
24...	93	25	25	25	24	20000	5.1	1	2	
25...	43	11	11	11	11	25000	6.1	
26...	31	10	10	10	8	21000	5.0	2	
27...	42	13	13	13	10	17000	5.3	2	1	
28...	52	13	13	13	13	16000	5.4	1	
30...	47	14	14	14	12	15000	5.0	2	2	
31...	26	10	9	9	...	1	1	8	14500	4.9	2	
32...	23	9	9	9	7	12500	4.7	2	
33...	32	14	14	14	8	15000	4.3	5	75	3.4	
34...	26	11	10	10	...	1	1	5	...	4.0	5	76	3.2	
35...	34	14	14	14	9	13000	5.0	3	
36...	40	13	12	12	...	1	1	9	14000	5.4	4	
37...	45	9	7	7	...	2	2	8	16500	7.3	1	3	
38...	70	20	20	20	17	17500	4.8	3	1	
39...	61	17	17	17	16	23000	5.6	1	
40...	87	23	23	23	21	23000	5.9	2	
41...	103	24	24	24	23	23000	6.0	1	1	
42...	103	25	25	25	23	22000	5.7	1	1	
43...	82	21	21	21	18	21000	5.1	3	1	4	
44...	120	28	28	28	26	19500	5.5	2	2	
45...	36	8	8	8	6	15000	5.3	1	4	
46...	106	23	23	23	23	24000	5.8	3	
47...	111	24	24	24	22	25000	6.0	2	1	
48...	45	11	11	11	9	25000	5.3	1	1	
49...	111	31	31	31	26	17500	5.2	4	2	
50...	75	24	24	24	20	27000	5.6	1	
51...	25	8	7	7	7	23000	5.7	
52...	42	12	12	12	11	17000	5.1	1	1	
53...	168	89	89	89	15	16000	5.1	59	86	2.8	2	7	
54...	42	14	14	14	11	14500	4.9	3	
56...	48	23	23	23	5	13500	5.0	14	75	3.1	...	3	
57...	48	20	20	20	17	13500	4.6	3	
58...	24	11	11	11	6	16000	5.2	4	
59...	57	20	20	18	2	16	16000	4.7	4	1	
60...	63	17	17	17	17	15500	5.5	1	
61...	49	17	17	17	16	17000	5.3	1	

Table 2.—CHARACTERISTICS OF HOUSING UNITS, BY BLOCKS: 1960—Con.

["Total population" contains no persons in group quarters unless preceded by asterisk: one asterisk (*) denotes less than 10 percent; two asterisks (**), 10 percent or more]

Blocks within census tracts	Total population	All housing units by condition and plumbing									Occupied housing units								
		Total	Sound			Deteriorating			Dilapidated	Owner occupied			Renter occupied			Occupied by non-white	1.01 or more persons per room		
			Total	With all plumbing facilities	Lacking some or all facilities	Total	With all plumbing facilities	Lacking some or all facilities		Total	Average value (dollars)	Average number of rooms	Total	Average contract rent (dollars)	Average number of rooms				
62...	93	27	27	27	23	15000	5.2	3	2	
63...	110	33	33	33	29	15500	5.1	3	2	
64...	64	20	20	20	17	16000	4.9	3	1	
65...	65	19	18	18	19	14500	4.6	2	
66...	80	21	20	20	18	19000	5.1	3	1	1	
67...	33	13	12	12	12	17000	5.1	1	6	
68...	*138	31	31	31	25	22000	5.0	4	1	
69...	72	19	19	19	18	15500	5.1	1	1	
70...	50	17	17	17	16	16000	5.2	1	1	
71...	136	32	32	32	29	23000	5.9	1	1	
72...	55	21	21	21	14	20000	5.1	7	
73...	146	38	38	38	31	20000	5.6	1	
74...	57	12	12	12	15	11500	4.9	2	
75...	24	8	2	2	6	10000	4.7	1	
76...	40	11	8	8	5	12500	4.0	5	87	4.8	...	3	
V-91-C...	*3956	1314	1193	1177	16	96	86	9	1	25	785	16000	4.3	441	87	3.8	24	134	
2...	67	16	16	16	11	13000	4.5	5	102	4.2	...	5	
3...	104	33	32	32	31	14500	4.4	2	4	
4...	71	22	22	22	20	13500	4.2	2	3	
5...	43	13	12	12	13	13500	4.3	1	
6...	38	12	12	12	10	15500	4.6	2	1	
7...	85	21	21	21	19	20000	5.4	2	3	
8...	28	12	12	12	3	9	57	3.0	
10...	46	18	9	9	10	17500	5.6	8	56	2.8	2	...	
11...	65	18	16	16	17	14500	5.1	1	4	
12...	48	16	16	16	14	13500	4.2	2	2	
13...	53	13	12	12	12	14000	4.3	1	4	
14...	64	18	18	18	17	18000	5.1	1	1	
15...	44	16	16	16	13	16000	5.0	1	
16...	30	9	9	9	9	18000	5.0	2	
17...	24	7	7	7	6	20000	5.0	2	
18...	**526	126	126	124	2	100	...	3.0	19	...	2.7	
19...	7	2	
20...	41	16	16	16	14	22000	5.4	1	1	
21...	49	15	15	15	12	17000	5.3	3	
22...	32	12	12	12	12	19500	5.2	1	
23...	65	22	21	21	20	18000	5.2	1	1	
24...	28	7	7	7	6	21000	4.7	1	
25...	59	19	17	17	15	10500	4.5	4	1	
26...	44	15	15	15	13	12500	4.6	2	7	
27...	79	24	23	23	18	12500	4.2	6	84	3.2	...	9	
28...	86	21	21	18	3	5	12000	4.6	16	89	4.0	...	3	
29...	196	111	106	95	11	5	4	...	1	...	103	14500	2.5	8	72	3.5	...	3	
30...	77	32	30	30	5	29000	4.4	24	105	3.5	...	3	
31...	39	20	4	4	1	12	52	2.8	...	4	
32...	34	16	10	10	5	25000	5.6	9	68	4.0	...	2	
33...	59	35	21	21	4	20	63	2.9	...	1	
34...	44	16	12	12	10	10000	4.7	6	70	3.5	...	1	
35...	35	12	12	12	9	11000	4.9	2	2	
36...	35	13	12	12	6	...	4.2	6	73	4.2	
37...	41	12	4	4	4	7	59	4.0	...	4	
38...	81	27	22	22	10	12500	4.7	11	76	4.0	...	6	
39...	57	13	12	12	1	10	96	4.3	...	8	
40...	7	2	
41...	53	16	15	15	8	14500	5.1	6	89	4.7	...	2	
42...	6	3	
43...	97	40	39	39	11	21000	5.4	21	84	3.6	...	4	
44...	59	22	22	22	5	16000	3.8	16	79	3.7	...	5	
45...	63	22	22	22	7	15500	5.1	11	90	4.1	
46...	*163	62	61	61	14	20000	4.9	45	118	3.9	...	2	
47...	59	16	16	16	7	13000	4.9	7	83	4.1	...	2	
48...	10	3	
49...	29	11	10	10	7	13500	4.4	3	1	
50...	21	7	7	7	4	3	1	
51...	34	13	13	13	3	10	76	3.2	
52...	69	27	27	27	8	19500	4.9	18	71	3.6	...	1	
53...	69	32	31	31	8	13000	4.4	19	78	3.6	...	3	
54...	61	20	20	20	10	14500	4.8	8	92	4.1	...	1	
55...	75	18	18	18	12	15500	4.7	6	87	4.5	...	4	
57...	60	22	20	20	8	12500	4.6	12	147	4.3	...	2	
59...	28	11	4	4	3	8	61	4.3	
61...	45	11	7	7	1	9	77	3.7	...	5	
67...	*424	126	103	103	6	85	19000	5.5	32	68	4.2	4	10
W-92...	*8254	2308	2292	2288	4	8	8	8	1112	16500	5.6	923	98	4.2	63	336
1...	168	42	42	42	37	19500	5.9	3	3	
2...	958	286	286	286	182	20000	5.7	43	113	5.0	...	9	34
3...	149	38	38	38	37	19000	5.7	1	2	
4...	96	24	24	24	21	19500	6.0	2	
5...	110	29	29	29	27	19500	6.0	1	3	
6...	388	137	137	137	104	118	4.5	...	17	
7...	798	227	227	227	199	90	4.0	...	61	
8...	340	107	107	107	83	108	4.1	...	14	
9...	76	24	24	24															

City Block Characteristics

Table 2.—CHARACTERISTICS OF HOUSING UNITS, BY BLOCKS: 1960—Con.

["Total population" contains no persons in group quarters unless preceded by asterisk; one asterisk (*) denotes less than 10 percent; two asterisks (**), 10 percent or more]

Blocks within census tracts	Total population	All housing units by condition and plumbing									Occupied housing units											
		Sound			Deteriorating			Dilapidated	Owner occupied			Renter occupied										
		Total	With all plumbing facilities	Lacking some or all facilities	Total	With all plumbing facilities	Lacking some or all facilities		Total	Average value (dollars)	Average number of rooms	Total	Average contract rent (dollars)	Average number of rooms	Occupied by non-white	1.0† or more persons per room						
																	With flush toilet	No flush toilet				
11...	650	199	199	196	3	184	89	4.0	13	31					
12...	313	88	88	88	77	91	4.1	6	24					
13...	46	9	9	9	1					
14...	1187	338	336	335	1	1	1	1	294	7500	5.7	2	...	7	25				
15...	111	28	28	28	6	14500	5.5	21	91	4.0	6			
16...	386	106	106	106	12	13000	5.0	85	91	4.0	4	31		
17...	230	77	77	77	12	14000	4.9	49	93	4.1	2	12		
18...	96	24	24	24	22	15000	5.1	2	4	5	
19...	*133	30	30	30	27	15500	5.2	2	5	
20...	126	31	31	31	26	18000	5.3	3	5	
21...	112	25	25	25	22	18500	5.3	2	2	
22...	130	29	29	29	29	17500	5.5	4	4
23...	155	36	36	36	35	18500	5.4	1	3	3
24...	136	31	31	31	28	18500	5.7	2	4	4
25...	94	21	21	21	21	23000	5.7	2	2
26...	52	12	12	12	10	20000	5.5	2	2	2
27...	33	10	10	10	10	20000	5.7
28...	48	13	13	13	13	19000	5.5
29...	74	17	17	17	16	19500	5.4	1	2	2
30...	83	20	20	20	20	19000	5.6
31...	171	42	42	42	37	20000	5.5	3	1	3	3
32...	167	40	40	40	36	21000	5.8	2	7	7
33...	87	22	22	22	22	22000	5.6	2
34...	64	20	20	20	16	22000	5.6	1
35...	49	12	12	12	11	22000	5.7	1
36...	34	9	9	9	9	21000	5.8	1	...	1
37...	112	26	26	26	25	21000	5.7	1	1	...	1
38...	119	31	31	31	30	22000	5.6	1	2	2
39...	8	2
40...	**48	2	2	2	...	3	3	3	...	2	5	70	4.2	2
41...	25	10	4	4	...	3	3	3	...	5	34000	4.8	2
W-93...	*8592	2270	2263	2259	4	7	7	2169	14500	5.7	61	125	5.4	23	113	113	113	
1...	*2498	657	655	651	4	2	2	637	5500	5.9	17	135	5.8	4	28	28	28	
2...	98	24	24	24	24	21000	6.0	2	2	2	
3...	68	16	16	16	16	18500	6.1
4...	72	16	16	16	15	19000	6.1	1	2	2
5...	67	16	16	16	14	21000	6.1	2	2	2
6...	76	22	22	22	19	20000	6.2	1
7...	100	28	28	28	27	21000	6.0	1	1
8...	227	58	58	58	55	20000	5.9	2	3	3
9...	85	24	24	24	23	20000	6.2
10...	130	28	28	28	26	19500	6.1	2	5	5
11...	38	8	8	8	8	17500	5.8	1	...	1
12...	158	36	36	36	34	18000	6.1	2	2	2
13...	114	30	30	30	29	18000	5.7	1
14...	176	42	42	42	40	17500	6.1	1	2	2
15...	76	19	19	19	19	17500	6.0
16...	123	31	31	31	29	17500	5.8	2	1	1
17...	1749	483	480	480	...	3	3	452	17500	5.8	12	131	5.4	5	18	18	18	
18...	61	13	13	13	13	18500	5.8	2	2	2
19...	141	36	36	36	32	18500	5.7	4	5	5
20...	67	18	18	18	17	18000	5.8	1	1	1
21...	136	33	33	33	33	18500	5.8
22...	89	21	21	21	21	17500	6.0
23...	90	19	19	19	18	18000	5.3	1	4	4
24...	104	23	23	23	23	18000	5.2	3	3
25...	78	20	20	20	20	17500	5.1	1	...	1
26...	96	27	27	27	26	18000	5.3	1	1	...	2
27...	70	16	16	16	16	17500	5.8	1
28...	87	25	25	25	24	19000	5.1	1
29...	57	23	23	23	14	18000	5.8	1
30...	137	33	33	33	32	18000	5.8	3	3
31...	184	45	45	45	45	18500	5.8	2	3	3
32...	138	32	32	32	31	18000	5.8	1	...	2
33...	161	38	38	38	37	18000	6.1	1	2	2
34...	73	20	20	20	19	18500	5.6	1	1	1
35...	13	4	1	1
36...	42	10	10	10	10	18000	5.3
37...	61	16	16	16	16	18500	5.4	2	2
38...	99	27	27	27	27	17500	5.7	1	1
39...	161	42	42	42	41	17500	5.8	1	3	3
40...	196	51	51	51	49	17500	5.7	4	4	4
41...	148	39	39	39	39	17500	5.7	1	...	1
42...	53	14	14	14	14	17500	5.8	1
43...	130	66	66	66	61	...	3.0	5	47	3.6	1	1
44...	7	1
45...	58	20	18	18	...	2	2	19	35000	5.3	1	1
W-94...	**2412	110	73	73	...	37	37	106	59	3.0	2	57	57	
1...	**2314	82	56	56	...	26	26	80	49	2.5	2	51	51	
2...	34	11	11	11	10	59	3.2	...	4	4	
3...	3	1
4...	61	16	16	16	15	106	4.9	2

Table 2.—CHARACTERISTICS OF HOUSING UNITS, BY BLOCKS; 1960—Con.

["Total population" contains no persons in group quarters unless preceded by asterisk; one asterisk (*) denotes less than 10 percent; two asterisks (**), 10 percent or more]

Blocks within census tracts	Total population	All housing units by condition and plumbing									Occupied housing units							
		Total	Sound			Deteriorating			Dilapidated	Owner occupied			Renter occupied			Occupied by non-white	1.01 or more persons per room	
			Total	With all plumbing facilities	Lacking some or all facilities	Total	With all plumbing facilities	Lacking some or all facilities		Total	Average value (dollars)	Average number of rooms	Total	Average contract rent (dollars)	Average number of rooms			
																		With flush toilet
W-95...	**778	
1...	**778	
X-96...	*7021	1884	1840	1835	5	37	35	1	1	7	1685	18000	5.2	158	101	4.5	3	174
1...	294	80	80	80	77	18000	5.1	3	7
2...	*177	43	43	43	39	18000	5.2	2	7
3...	63	17	17	17	16	19000	5.6
4...	92	23	23	23	23	18000	5.4	3
5...	37	10	10	10	10	18000	5.4
6...	141	35	35	35	32	18000	5.3	3
7...	48	14	14	14	14	17000	5.1	5
8...	101	30	30	30	22	18000	5.2	7	81	3.7	1	4
9...	153	41	41	41	40	18500	5.5	1	3
10...	90	24	24	24	23	19000	5.6	1	1
11...	179	69	69	68	1	66	19000	4.2	2	3
12...	296	80	80	80	75	18500	5.5	4	3
13...	105	23	23	23	20	18000	5.8	3	2
14...	99	26	26	26	25	19000	5.4	1
15...	69	19	19	19	19	18500	5.3	1
16...	109	28	28	28	25	18500	5.4	2	2
17...	109	29	29	29	27	18000	5.3	1	4
18...	93	24	24	24	24	18500	5.2	3
19...	109	27	27	27	27	18500	5.4	1
20...	93	28	28	28	26	17000	5.1	2
21...	117	28	28	28	25	18500	5.4	2	4
22...	125	28	28	28	28	18000	5.5	1
23...	218	59	59	59	54	18500	5.3	3	7
24...	50	12	12	12	12	16500	5.3	3
25...	95	21	21	21	19	18000	5.2	2	2
26...	70	15	15	15	15	18000	5.3	3
27...	209	55	55	55	53	16500	5.3	2	4
28...	389	100	100	100	95	18500	5.5	3	8
29...	99	23	23	23	23	17500	5.4	3
30...	106	24	24	24	21	18500	5.7	3	4
31...	97	23	23	23	21	18500	5.7	2	3
32...	4	1	1	1
33...	4	1	1	1
34...	82	23	23	23	21	16500	5.4	1	1
39...	...	1	1	1
40...	25	3	3	3
41...	3	1	1	1
42...	18	5	5	5	2	3	1
44...	84	22	22	22	21	17500	5.2	1	1
45...	52	13	13	13	13	18500	5.7
46...	87	23	23	23	21	18000	5.6	1	2
47...	198	51	51	51	47	16500	5.2	2	1	4
48...	134	31	31	31	31	17000	5.1	5
49...	175	42	42	42	40	17500	5.4	2	3
50...	657	210	206	205	1	1	1	3	182	18000	4.7	20	100	4.7	...	15
51...	155	35	35	35	35	16500	4.9	7
52...	45	12	12	12	12	17500	5.4
53...	36	9	9	9	9	18500	5.8
54...	17	3	3	3
57...	34	11	8	8	...	3	2	1	4	6	84	4.5	...	2
58...	28	10	4	3	1	6	6	2	7	64	3.7	...	2
59...	15	9	8	8	...	1	1	3	4	1
60...	50	18	15	15	...	1	1	2	6	14000	4.8	10	76	3.8	1	3
61...	5	2	2	2
62...	29	8	4	4	...	3	3	1	3	4	2
63...	35	8	7	7	...	1	1	2	5	84	4.2	...	4
64...	*69	20	15	15	...	5	5	12	19500	5.1	7	69	4.3	...	2
65...	96	22	22	22	21	19500	6.0	1
66...	115	29	29	29	26	16000	4.9	3	2
67...	124	34	34	34	31	16000	4.8	2	4
68...	106	26	26	26	24	16500	4.9	2	3
69...	77	18	18	18	18	17000	5.2	3
70...	50	12	12	12	11	16000	4.8	1	2
71...	187	56	56	55	1	49	17000	5.0	6	107	4.3	...	2
72...	37	10	10	10	9	17500	5.1	1
73...	24	6	6	6	6	16500	5.3	1
74...	35	10	10	10	9	18000	4.8	1	1
75...	20	6	6	6	4	1	1
76...	77	25	13	12	1	12	11	1	9	24000	4.1	16	53	3.6	...	3
X-97...	*6671	1834	1833	1833	...	1	1	1693	23000	5.5	50	127	5.2	1	100
1...	618	208	208	208	168	34000	6.2	2
2...	161	40	40	40	40	17500	5.2	4
3...	84	22	22	22	20	17500	4.9	1	1
4...	306	82	82	82	80	17500	5.0	1	7
5...	123	31	31	31	29	18500	5.2	2	1
6...	126	35	35	35	33	18000	5.0	2
7...	82	22	22	22	20	17500	5.2	1	2
8...	82	22	22	22	22	18500	5.0	2
9...	138	35	35	35	34	18500	5.4	1	3
11...	*422	102	102	102	96	18500	5.3	5	110	5.4	...	11
12...																		

City Block Characteristics

Table 2.—CHARACTERISTICS OF HOUSING UNITS, BY BLOCKS: 1960—Con.

["Total population" contains no persons in group quarters unless preceded by asterisk; one asterisk (*) denotes less than 10 percent; two asterisks (**), 10 percent or more]

Blocks within census tracts	Total population	All housing units by condition and plumbing								Occupied housing units								
		Sound				Deteriorating				Dilapidated	Owner occupied			Renter occupied			Occupied by non-white	1.01 or more persons per room
		Total	With all plumbing facilities	Lacking some or all facilities	Total	With all plumbing facilities	Lacking some or all facilities		Total		Average value (dollars)	Average number of rooms	Total	Average contract rent (dollars)	Average number of rooms			
							With flush toilet	No flush toilet										
13...	74	22	22	22	20	18000	5.0	1	2
14...	211	61	61	61	57	18500	5.1	3	1
15...	104	27	27	27	27	19500	5.6	1	
16...	202	51	51	51	49	18000	5.2	2	3
17...	105	29	29	29	28	19000	5.5	1	1
18...	101	24	24	24	24	18000	5.4	3	
19...	90	22	22	22	21	19000	5.5	1	1
20...	334	85	85	85	78	18500	5.3	7	119	5.0	...	6
21...	77	19	19	19	19	18500	5.4	1	
22...	145	43	43	43	39	17500	5.1	3	2
23...	99	26	26	26	26	17500	5.2	1	
24...	142	36	36	36	34	18000	5.1	2	3
25...	145	36	36	36	35	17500	5.3	1	3
26...	140	36	36	36	34	18000	5.1	2	4
27...	124	35	35	35	33	17000	4.9	2	3
28...	73	17	17	17	17	19000	5.2	1	
29...	247	66	66	66	61	17500	5.1	3	8
31...	326	86	86	86	80	18000	5.2	5	113	4.8	...	8
32...	72	21	21	21	20	31000	6.3	
33...	115	34	34	34	32	32000	6.1	
34...	145	40	40	40	36	35000	6.5	1	
35...	41	12	12	12	11	30000	6.3	
36...	61	16	16	16	15	35000	6.5	
37...	43	13	13	13	12	33000	6.7	
38...	126	33	33	33	31	33000	6.4	
39...	60	15	15	15	14	29000	6.1	2	
40...	14	4	
41...	63	18	18	18	17	35000	6.0	
42...	57	19	19	19	16	35000	6.7	
43...	41	13	13	13	13	30000	6.3	
44...	29	9	9	9	9	26000	5.4	
45...	150	41	41	41	38	28000	5.9	1
46...	104	30	30	30	29	29000	5.9	1
47...	117	50	50	50	31	30000	5.7	4	
48...	28	8	8	8	6	28000	5.8	2
49...	55	14	14	14	14	30000	6.1	
50...	211	58	58	58	57	32000	6.1	1	
51...	42	12	12	12	12	27000	5.5	1	
52...	73	19	19	19	19	24000	5.9	1	
X-98...	3673	1307	1307	1306	1	892	16500	5.2	31	111	5.2	4	82
1...	282	137	137	137	76	17500	5.7	5	
2...	174	86	86	86	45	17500	5.3	2	
3...	1160	475	475	474	1	295	17500	5.1	5	77	5.4	1	21
4...	143	115	115	115	33	16000	5.0	2	4
7...	6	6	6	6	5	16500	5.0	2	
8...	4	1
9...	59	15	15	15	15	16000	5.0	2	
10...	180	45	45	45	40	16000	5.0	3	4
11...	78	18	18	18	18	16500	5.0	1	
12...	133	31	31	31	29	16000	5.0	1	4
13...	101	29	29	29	27	16500	5.0
14...	124	36	36	36	35	16000	5.0	1	2
15...	125	33	33	33	32	16500	5.0	1	2
16...	90	24	24	24	20	16000	5.1	1	1	2
17...	92	22	22	22	20	16000	5.2	2	2
18...	136	29	29	29	28	16500	5.3	1	5
19...	98	26	26	26	23	15000	5.1	2	3
20...	69	19	19	19	19	15000	5.3	1	...
21...	183	40	40	40	39	15000	5.4	1	5
22...	127	32	32	32	24	15500	5.2	7	109	5.1	...	3
23...	96	24	24	24	21	14500	5.1	3	4
24...	76	17	17	17	15	14500	5.2	1	4
25...	...	6	6	6
26...	121	41	41	41	32	16000	5.2	3	
Y-99-A...	112	37	37	37	1	27	86	6.4	2	2
2...	93	31	31	31	23	86	6.5	2	1
3...	10	3
4...	9	3
Y-99-B...	93	59	50	14	36	9	5	...	4	...	44	11000	2.4	15	...	2.7	...	7
1...	93	59	50	14	36	9	5	...	4	...	44	11000	2.4	15	...	2.7	...	7
Z-100...	*4860	1820	1329	1228	101	408	300	91	17	83	654	13500	4.0	760	71	3.3	33	360
1...	**28	1
2...	**210	316	301	292	9	12	4	5	3	3	19	15000	4.5	23	67	3.6	7	11
3...	9	5	3	3	...	2	...	2	2	1	3	...
4...	*5
5...	...	2
7...	38	12	12	12	6	24000	5.2	6	2
8...	69	20	14	13	1	6	2	2	2	2	9	13500	3.9	8	76	4.8	2	4
9...	83	23	21	19	2	2	2	12	15000	4.6	9	76	4.0	1	5
10...	29	8	6	3	3	1	1	1	3	5	...	3.2	1	4
11...	24	7	4	4	...	3	1	2	3	2	1

Table 2.—CHARACTERISTICS OF HOUSING UNITS, BY BLOCKS: 1960—Con.

["Total population" contains no persons in group quarters unless preceded by asterisk; one asterisk (*) denotes less than 10 percent; two asterisks (**), 10 percent or more]

Table with columns: Blocks within census tracts, Total population, All housing units by condition and plumbing (Sound, Deteriorating, Dilapidated), Occupied housing units (Owner occupied, Renter occupied), Occupied by non-white, 1.01 or more persons per room. Rows list census tracts from 12... to 48... and Z-101... to 48... with associated population and housing unit statistics.

City Block Characteristics

Table 2.—CHARACTERISTICS OF HOUSING UNITS, BY BLOCKS; 1960—Con.

["Total population" contains no persons in group quarters unless preceded by asterisk; one asterisk (*) denotes less than 10 percent; two asterisks (**), 10 percent or more]

Blocks within census tracts	Total population	All housing units by condition and plumbing									Occupied housing units							
		Total	Sound			Deteriorating			Dilapidated	Owner occupied			Renter occupied			Occupied by non-white	1.01 or more persons per room	
			Total	With all plumbing facilities	Lacking some or all facilities	Total	With all plumbing facilities	Lacking some or all facilities		Total	Average value (dollars)	Average number of rooms	Total	Average contract rent (dollars)	Average number of rooms			
								With flush toilet										No flush toilet
49...	485	156	142	142	...	11	10	...	1	3	113	15500	3.6	34	79	4.2	2	33
50...	16	5	5	5	4	1
51...	75	22	17	17	...	4	3	...	1	1	17	23000	5.8	3	1	3
53...	59	15	14	14	...	1	1	4	9	85	4.8	1	4
55...	163	68	56	56	...	4	4	8	42	5000	3.0	25	67	3.4	...	6
56...	*669	163	160	152	8	1	1	2	130	17000	5.1	29	99	3.8	2	33
60...	74	18	18	18	16	16000	5.0	2	3
61...	70	20	20	20	20	16500	5.0	1
62...	79	18	18	18	17	16500	5.0	6
63...	80	20	14	14	...	6	6	15	16000	4.5	3	7
64...	89	20	20	20	17	16500	5.1	3	5
65...	269	60	60	60	55	17000	5.3	3	13
66...	25	30	26	26	...	3	3	1	6	12500	4.8	1	1
67...	3	1
68...	177	41	41	41	36	16000	5.0	1	10
69...	171	40	40	40	37	16000	5.0	2	1	9
70...	**50	14	12	12	2	9	29000	5.3	3
71...	*139	46	31	23	8	3	2	...	1	12	31	8000	3.4	14	56	4.3	...	8
74...	38	14	12	12	...	2	2	10	17000	5.3	3	1	...
75...	4	1
76...	53	16	12	11	1	3	3	1	9	15500	5.6	4	1	2
77...	36	6	3	3	...	1	1	2	1	5	...	5.0	1	3
78...	**40	6	1	1	...	3	3	2	6	...	4.5	1	4
79...	51	12	9	9	...	1	1	2	5	27000	5.4	6	59	4.5	3	4
80...	18	3
81...	51	19	14	14	...	4	4	1	9	40000	4.9	8	...	3.9	...	3

U.S. CENSUS OF HOUSING: 1960

Series HC(3)-67

CITY BLOCKS

San Francisco, Calif.

Prepared under the supervision of
WAYNE F. DAUGHERTY, Chief
Housing Division




U.S. DEPARTMENT OF COMMERCE

Luther H. Hodges, *Secretary*

BUREAU OF THE CENSUS

Richard M. Scammon, *Director (From May 1, 1961)*
Robert W. Burgess, *Director (To March 3, 1961)*





BUREAU OF THE CENSUS

RICHARD M. SCAMMON, *Director* (From May 1, 1961)

ROBERT W. BURGESS, *Director* (To March 3, 1961)

A. ROSS ECKLER, *Deputy Director*
HOWARD C. GRIEVES, *Assistant Director*
CONRAD TABUBER, *Assistant Director*
MORRIS H. HANSEN, *Assistant Director for Statistical Standards*
CHARLES B. LAWRENCE, JR., *Assistant Director for Operations*
WALTER L. KEHRES, *Assistant Director for Administration*
CALVERT L. DEDRICK, *Chief, International Statistical Programs Office*
A. W. VON STRÜVE, *Acting Public Information Officer*

Housing Division—

WAYNE F. DAUGHERTY, *Chief*
DANIEL B. RATHBUN, *Assistant Chief*
BEULAH WASHBAUGH, *Special Assistant*
MILTON D. LIEBERMAN, *Chief, Coordination and Research*

Decennial Operations Division—GLEN S. TAYLOR, *Chief*

Electronic Systems Division—ROBERT F. DRURY, *Chief*

Field Division—JEFFERSON D. MCPHKE, *Chief*

Geography Division—WILLIAM T. FAY, *Chief*

Population Division—HOWARD G. BRUNSMAN, *Chief*

Statistical Methods Division—JOSEPH STEINBERG, *Chief*

Library of Congress Card Number: A61-9347

SUGGESTED CITATION

U.S. Bureau of the Census. *U.S. Census of Housing: 1960. Vol. III, City Blocks.*
Series HC(3), No. 67.

U.S. Government Printing Office, Washington, D.C., 1961.

For sale by the Superintendent of Documents, U.S. Government Printing Office, Washington 25, D.C.
or any of the Field Offices of the Department of Commerce—Price 55 cents.

Table 1.—CHARACTERISTICS OF HOUSING UNITS, FOR THE CITY: 1960

Subject	Number	Percent	Subject	Number	Percent
All housing units	310,559	100.0	Occupied housing units—Con.		
CONDITION AND PLUMBING			COLOR		
Sound	279,963	90.1	White	250,251	85.7
With all plumbing facilities	252,882	81.4	Nonwhite	41,724	14.3
Lacking some or all facilities	27,081	8.7	PERSONS PER ROOM		
Deteriorating	25,275	8.1	1.00 or less	272,915	93.5
With all plumbing facilities	14,706	4.7	1.01 or more	15,060	6.5
Lacking some or all facilities	10,569	3.4	AVERAGE NUMBER OF ROOMS		
With flush toilet	10,453	3.4	Owner occupied	5.5	...
No flush toilet	116	...	Renter occupied	3.2	...
Dilapidated	5,321	1.7	VALUE AND RENT		
Occupied housing units	291,975	100.0	Average value	19,200	...
TENURE			Average contract rent	74	...
Owner occupied	102,182	35.0			
Renter occupied	189,793	65.0			

NOTE.—On the map for San Francisco approximately 5,620 blocks are identified.

Table 2.—CHARACTERISTICS OF HOUSING UNITS, BY BLOCKS: 1960

["Total population" contains no persons in group quarters unless preceded by asterisk: one asterisk (*) denotes less than 10 percent; two asterisks (**), 10 percent or more]

Blocks within census tracts	Total population	All housing units by condition and plumbing								Occupied housing units								
		Total	Sound			Deteriorating			Dilapidated	Owner occupied			Renter occupied			Occupied by non-white	1.01 or more persons per room	
			Total	With all plumbing facilities	Lacking some or all facilities	Total	With all plumbing facilities	Lacking some or all facilities		With flush toilet	No flush toilet	Total	Average value (dollars)	Average number of rooms	Total			Average contract rent (dollars)
A-1.....	**2606	998	965	688	277	20	11	9	...	13	84	26000	4.9	730	59	3.8	132	127
1.....	1	1
10.....	6	1
20.....	6	6	2	2	4	3	1	1	...	4	
23.....	1
29.....	55	23	23	23	5	...	4.4	18	135	4.5
30.....	66	23	22	22	...	1	1	9	16500	5.1	14	64	4.2	2	1
31.....	75	27	26	26	...	1	1	5	...	4.6	22	88	3.9	...	2
32.....	42	17	8	8	...	9	8	2	15	53	3.8	3	2
33.....	81	29	19	18	1	4	4	6	8	...	5.1	21	53	4.1	6	5
34.....	528	128	128	128	1	126	51	4.1	52	48
35.....	414	105	105	104	1	1	102	50	4.1	34	37
36.....	5	2
37.....	44	22	22	22	6	...	4.2	16	64	3.9	...	2
38.....	89	93	88	22	66	5	5	...	5.8	49	39	2.4	3	2
39.....	198	66	66	65	1	11	...	4.9	55	56	4.0	10	8
40.....	114	38	38	38	4	34	80	4.3	8	4
41.....	58	14	14	14	2	12	62	4.4	5	3
42.....	49	25	25	25	3	22	123	4.0
43.....	87	38	36	36	2	6	...	4.2	32	82	3.8	...	1
44.....	115	57	56	56	...	1	1	9	...	4.6	44	97	3.9	2	1
45.....	9	5	5	5	4	1
72.....	36	61	61	2	59	1	34	19	1.0
73.....	9	22	22	...	22	9	15	1.0
75.....	58	132	132	5	127	35	55	1.9	6	5
77.....	**460	62	62	62	1	60	35	5.2	...	5
A-2.....	*4218	2456	2452	2423	29	4	4	439	34000	5.8	1954	115	3.4	19	14
6.....	114	55	54	54	...	1	1	10	24000	4.5	45	91	3.5	...	1
7.....	143	59	58	58	...	1	1	11	35000	5.1	48	94	4.1	1	1
8.....	6	2
11.....	267	169	168	168	...	1	1	9	32000	4.6	160	76	2.8	1	1
12.....	199	82	82	82	20	30000	5.5	61	96	4.2	...	6
13.....	183	76	75	75	...	1	1	24	30000	4.8	52	78	4.1	1	...
14.....	87	48	48	48	16	35000	6.4	29	126	4.2
16.....	156	91	91	91	27	36000	6.0	59	103	3.1	2	...
17.....	7	4
18.....	236	153	153	148	5	12	35000	4.8	140	89	2.9	1	...
19.....	147	74	74	73	1	26	35000	6.0	46	141	4.2
20.....	179	120	120	120	17	...	7.0	97	250	3.6
21.....	105	69	69	69	11	40000	8.4	53	127	3.4	...	1
22.....	93	58	58	58	13	38000	6.1	44	118	3.1
23.....	16	8	8	8	6	38000	6.2
24.....	*70	36	36	36	13	36000	7.8	22	141	3.9
25.....	226	135	135	135	21	40000	5.9	112	123	3.7	1	...
26.....	353	241	241	220	21	20	22000	4.3	217	88	2.9	...	1
27.....	195	127	127	127	10	...	5.0	114	108	3.1	1	...
28.....	151	92	92	92	24	33000	5.8	65	129	3.6	1	...
30.....	71	42	42	42	6	...	4.8	35	181	4.0
31.....	149	86	86	86	32	...	6.4	50	174	4.1	1	...
32.....	185	108	108	106	2	45	36000	6.2	57	158	4.1	1	...
33.....	237	116	116	116	45	33000	5.6	71	183	4.5	6	1

City Block Characteristics

Table 2.—CHARACTERISTICS OF HOUSING UNITS, BY BLOCKS: 1960—Con.

["Total population" contains no persons in group quarters unless preceded by asterisk; one asterisk (*) denotes less than 10 percent; two asterisks (**), 10 percent or more]

Blocks within census tracts	Total population	All housing units by condition and plumbing									Occupied housing units							
		Total	Sound			Deteriorating			Dilapidated	Owner occupied			Renter occupied			Occupied by non-white	1.01 or more persons per room	
			Total	With all plumbing facilities	Lacking some or all facilities	Total	With all plumbing facilities	Lacking some or all facilities		Total	Average value (dollars)	Average number of rooms	Total	Average contract rent (dollars)	Average number of rooms			
																		With flush toilet
34...	286	165	165	165	16	30000	4.6	145	94	3.6	2	1
35...	357	240	240	240	5	...	4.6	226	93	3.0	...	1
A-3.....	*4825	2127	1788	1712	76	331	259	72	...	8	418	30000	5.1	1613	85	3.8	313	102
1...	62	24	24	24	10	...	4.5	14	114	4.0	2	1
2...	104	59	59	59	22	34000	5.0	32	129	3.8
4...	30	20	20	20	6	...	4.5	7	56	3.7	2	...
5...	52	27	27	27	5	...	5.4	22	91	3.5	2	...
6...	74	35	35	35	10	...	5.7	21	91	4.6	...	1
7...	113	55	55	55	25	39000	5.8	29	147	3.4	3	1
8...	318	121	121	121	17	...	4.9	102	64	4.1	5	7
9...	90	82	3	3	...	79	14	65	1	68	38	1.7	7	2
10...	135	51	22	22	...	29	28	1	8	...	4.4	43	64	4.1	4	3
11...	163	66	31	31	...	34	34	1	8	...	4.8	58	97	3.2	7	5
12...	365	116	115	115	...	1	1	26	31000	5.2	88	63	4.5	39	18
13...	199	115	115	115	14	...	5.9	97	108	3.8	1	...
14...	276	133	133	133	22	...	4.9	105	81	3.9	8	3
15...	217	138	138	63	75	13	...	4.8	103	40	2.4	24	2
16...	168	52	52	52	12	...	4.0	38	56	4.4	18	11
17...	269	82	16	16	...	61	61	5	25	...	5.0	55	58	4.2	44	9
18...	278	89	30	30	...	59	54	5	23	15500	4.8	66	59	4.3	41	10
19...	424	152	86	86	...	56	65	1	40	...	5.1	107	73	4.5	37	6
20...	289	129	129	129	21	...	5.0	100	80	4.4	10	3
21...	*277	165	165	165	43	25000	5.3	119	82	3.3	3	2
22...	142	73	73	72	1	13	42000	4.4	59	79	4.0	2	1
23...	**189	94	94	94	9	...	5.4	83	250	4.6	1	...
24...	45	27	26	26	1	7	42000	7.3	19	119	4.4
25...	104	56	56	56	8	...	5.4	47	83	3.8	5	...
26...	442	166	163	163	...	2	2	1	30	25000	5.1	131	74	4.1	48	17
A-4.....	*5368	2370	2235	2211	24	113	106	6	1	22	414	24000	4.8	1843	89	3.8	280	154
2...	95	59	59	59	8	...	5.1	44	257	4.0	1	...
3...	207	109	109	109	31	35000	4.6	73	121	4.0	2	1
5...	309	120	119	119	1	18000	4.9	87	78	4.1	2	6
6...	231	73	69	69	...	3	3	18	...	4.5	55	71	4.6	15	9
7...	186	69	69	69	10	...	4.6	56	81	4.0	7	4
8...	378	128	106	100	6	19	19	3	...	5.0	97	65	3.9	31	18
9...	147	51	48	45	3	3	...	4.7	35	65	4.3	10	5
11...	8
12...	427	148	117	117	...	23	23	8	...	5.2	118	63	4.5	28	12
13...	295	155	155	155	28	32000	4.6	114	74	3.9	2	5
14...	91	42	40	40	...	2	2	11	...	4.5	28	74	3.9	2	3
15...	138	79	78	78	...	1	1	18	22000	5.0	56	117	3.6	2	...
17...	120	89	86	84	2	3	3	10	...	4.0	70	135	3.0	...	1
19...	221	86	79	78	1	5	5	2	...	4.8	68	69	4.1	15	7
20...	528	197	189	187	2	8	8	24	16500	4.8	168	59	4.0	52	23
21...	*321	81	76	71	5	5	4	1	18	...	5.4	60	58	4.3	29	23
22...	84	40	9	9	...	31	26	5	6	...	5.2	33	41	3.5	7	2
23...	52	20	7	7	...	9	8	1	4	20	60	3.8	3	...
24...	*229	118	118	115	3	21	21000	4.0	92	100	3.3	9	4
25...	*83	51	51	51	7	48	170	3.1
26...	62	51	51	49	2	2	...	3.9	41	101	2.8	1	...
27...	22	13	13	13	2	9	108	3.1
28...	114	72	72	72	11	...	4.4	55	94	2.6	...	2
29...	120	64	64	64	16	32000	5.0	45	90	3.6	...	2
30...	*222	109	109	109	13	...	4.5	81	67	3.5	24	11
31...	371	183	183	183	26	...	5.0	151	90	3.4	31	12
32...	227	110	109	109	...	1	1	8	...	4.9	97	70	3.6	7	3
33...	80	49	49	49	9	...	5.9	38	179	3.4
A-5.....	*4528	2417	2274	1220	1054	138	20	118	...	5	222	22000	4.9	1850	48	2.5	828	267
1...	105	57	57	57	9	...	4.6	45	51	3.2	10	5
2...	160	67	67	67	13	...	4.3	53	73	3.4	24	8
3...	289	123	123	113	10	21	...	4.7	98	53	3.3	53	21
4...	246	98	98	55	43	14	...	4.5	64	47	3.2	44	18
5...	212	55	55	54	1	12	...	5.3	43	53	4.3	36	14
7...	105	110	110	6	104	96	36	1.3	1	2
8...	191	53	53	53	13	...	5.4	40	57	4.4	34	13
9...	216	69	64	58	6	5	...	5.6	58	48	3.9	45	13
10...	138	59	59	41	18	7	...	4.6	52	40	3.0	28	6
11...	253	100	100	68	32	8	...	3.9	91	44	3.3	32	19
12...	246	73	73	72	1	17	...	5.1	55	44	3.9	43	20
13...	163	60	60	59	1	8	...	4.6	52	90	3.2	35	11
14...	443	181	174	169	5	7	1	6	21	24000	5.0	154	89	3.4	57	25
15...	*162	67	66	47	19	1	1	5	...	5.6	60	41	2.8	12	11
16...	50	61	61	5	56	48	41	1.1	4	2
17...	52	21	21	12	9	4	17	39	2.2	10	4
18...	**210	214	214	7	207	2	163	30	1.1	63	4
19...	132	116	37	79	4	77	53	2.1	18	6
20...	*139	38	38	37	1	8	25000	5.1	29	63	4.1	26	8
21...	377	312	282	91	191	30	2	28	20	...	5.4	215	41	1.9	38	20
22...	113	55	33	33	...	22	10	12	...</									

City Block Characteristics

Table 2.—CHARACTERISTICS OF HOUSING UNITS, BY BLOCKS: 1960—Con.

["Total population" contains no persons in group quarters unless preceded by asterisk; one asterisk (*) denotes less than 10 percent; two asterisks (**), 10 percent or more]

Blocks within census tracts	Total population	All housing units by condition and plumbing									Occupied housing units								
		Total	Sound			Deteriorating			Dilapidated	Owner occupied			Renter occupied			Occupied by non-white	1.01 or more persons per room		
			Total	With all plumbing facilities	Lacking some or all facilities	Total	With all plumbing facilities	Lacking some or all facilities		Total	Average value (dollars)	Average number of rooms	Total	Average contract rent (dollars)	Average number of rooms				
A-10....	*5176	3526	3516	2576	940	8	7	1	...	2	109	34000	4.7	3186	62	2.5	378	100	
1....	482	225	225	225	15	28000	5.1	204	77	3.5	87	14	
2....	556	291	291	291	17	...	5.8	270	61	3.2	55	14	
3....	404	284	284	219	65	10	...	4.9	267	56	2.7	35	2	
4....	160	117	117	99	18	1	113	59	2.5	2	...	
5....	93	64	64	53	11	1	62	68	2.5	
6....	463	347	337	191	146	8	7	1	...	2	7	42000	3.9	320	57	2.1	20	14	
7....	504	328	328	239	89	7	29000	4.1	305	65	2.8	34	9	
8....	*507	279	279	206	73	15	...	4.7	248	69	2.9	72	10	
9....	401	304	304	273	31	14	37000	4.7	247	69	2.6	16	5	
10....	488	335	335	240	95	10	33000	4.6	315	69	2.4	31	14	
11....	216	202	202	54	148	5	...	4.0	173	38	1.6	9	6	
12....	37	28	28	27	1	27	57	2.7	
13....	85	59	59	31	28	1	57	48	2.4	3	4	
14....	80	112	112	55	57	74	73	1.2	
15....	3
16....	65	67	67	12	55	2	53	48	1.1	...	1	
17....	225	159	159	155	4	2	152	67	2.6	10	2	
18....	*407	322	322	204	118	2	296	62	2.1	3	5	
A-11....	*3646	2044	1975	1841	134	61	39	22	...	8	166	30000	5.0	1738	123	3.4	472	97	
1....	166	104	100	45	55	4	4	7	...	4.7	88	46	1.9	71	8	
2....	154	46	39	39	7	14	...	4.8	32	63	4.2	43	11	
3....	*368	131	121	120	1	10	2	8	17	28000	4.6	111	117	3.4	105	21	
4....	323	159	159	159	17	31000	6.0	132	73	3.5	45	10	
5....	483	304	304	299	5	8	...	5.3	290	175	3.4	14	5	
7....	42	27	27	27	3	23	97	3.6	1	...	
8....	142	72	72	72	8	...	5.3	59	97	3.3	20	4	
9....	356	213	211	196	15	2	2	17	...	4.9	183	94	3.3	28	7	
10....	212	137	137	137	11	...	5.2	108	176	3.8	
11....	185	113	113	113	13	...	4.7	95	115	3.8	10	2	
12....	*189	124	124	124	12	40000	4.4	103	86	3.1	18	3	
13....	174	108	108	106	2	4	95	203	4.0	8	1	
14....	355	182	155	154	1	19	5	14	...	8	14	...	5.1	155	176	3.8	69	9	
16....	5	5	5	5	5	171	1.0	
18....	2	
19....	490	317	298	244	54	19	19	21	...	4.8	257	88	2.8	40	16	
A-12....	*5004	3641	3629	3234	395	12	11	1	170	28000	3.8	3251	98	2.6	177	73	
1....	308	233	233	233	7	34000	6.0	222	110	2.7	6	2	
2....	209	130	130	126	4	4	120	80	2.8	16	10	
3....	248	178	178	173	5	1	154	317	4.1	1	4	
4....	262	177	177	163	14	10	38000	7.0	133	91	3.6	11	2	
5....	*274	175	175	137	38	10	35000	3.5	161	139	2.6	17	4	
6....	*571	347	347	322	25	76	20000	3.7	261	86	3.1	18	7	
7....	*803	647	643	425	218	4	4	9	38000	4.0	583	79	2.2	50	18	
8....	310	206	206	194	12	4	194	89	2.9	14	4	
9....	*645	493	493	492	1	8	22000	2.1	442	75	2.5	12	6	
10....	532	423	423	414	9	30	30000	3.2	384	91	2.3	1	5	
11....	421	302	294	225	69	8	7	1	4	284	70	2.4	24	6	
12....	*421	330	330	330	7	42000	2.3	313	87	2.3	7	5	
A-13....	*3641	1746	1198	844	354	361	142	219	...	187	114	28000	4.8	1474	62	2.7	1077	238	
1....	327	179	60	12	48	8	7	1	...	111	6	164	38	1.8	165	22	
2....	525	148	71	71	...	10	2	8	...	67	5	...	4.2	143	54	3.3	147	57	
3....	321	96	45	45	...	47	47	4	4.7	76	63	4.1	77	20	
4....	331	124	103	98	5	21	7	14	25	11500	5.4	90	48	3.2	112	19	
5....	*541	169	158	158	...	11	11	24	...	5.5	130	61	4.0	147	31	
6....	158	66	56	33	23	10	...	10	10	31000	4.9	56	41	2.8	64	8	
7....	40	22	19	4	15	3	1	2	22	35	2.6	22	1	
8....	*299	95	95	15	80	2	93	44	2.9	95	19	
9....	260	127	122	100	22	5	1	4	6	33000	4.3	119	66	2.7	72	22	
10....	286	247	229	73	156	18	18	10	42000	2.3	228	57	1.4	35	20	
11....	*226	217	11	8	3	206	27	179	2	132	22	1.5	132	18	
12....	183	147	126	125	1	16	15	1	...	5	4	139	72	2.6	9	...	
13....	144	109	103	102	1	6	6	1	82	234	4.2	...	1	
A-14....	*3619	1999	1251	455	796	350	37	313	...	398	26	25000	5.9	1687	33	2.0	1705	338	
1....	*636	363	336	111	225	27	27	5	...	8.0	272	35	2.1	270	54	
2....	15	3	
3....	*875	247	216	159	57	31	31	1	228	49	3.4	229	93	
4....	*814	557	144	63	81	87	8	79	...	326	4	471	33	1.8	474	61	
5....	129	112	65	3	62	45	...	45	...	2	101	25	1.2	101	12	
6....	293	167	72	20	52	85	28	57	...	10	8	25000	5.8	146	29	1.6	154	27	
8....	237	130	35	23	12	47	...	47	...	48	2	114	32	2.1	116	26	
9....	191	117	77	29	48	28	1	27	...	12	2	112	28	1.6	114	18	
10....	*145	93	93	15	78	65	36	2.0	65	18	
11....	*284	210	210	29	181	4	175	23	1.4	179	28	
A-15....	*2069	1243	1179	341	838	61	14	47	...	3	17	19500	6.9	1135	35	1.9	1003	164	
1....	299	156	154	53	101	2	2	7	...	9.1	144	32	1.8	151	24	
2....	*285	123	120	42	78	3	7	...	5.6	114	38	2.2	119	25	

Table 2.—CHARACTERISTICS OF HOUSING UNITS, BY BLOCKS: 1960—Con.

["Total population" contains no persons in group quarters unless preceded by asterisk; one asterisk (*) denotes less than 10 percent; two asterisks (**), 10 percent or more]

Blocks within census tracts	Total population	All housing units by condition and plumbing									Occupied housing units							
		Total	Sound			Deteriorating			Dilapidated	Owner occupied			Renter occupied			Occupied by non-white	1.01 or more persons per room	
			Total	With all plumbing facilities	Lacking some or all facilities	Total	With all plumbing facilities	Lacking some or all facilities		Total	Average value (dollars)	Average number of rooms	Total	Average contract rent (dollars)	Average number of rooms			
							With flush toilet	No flush toilet										
6...	517	394	394	14	380	343	26	1.4	320	51
A-16...	**1995	1585	859	73	786	670	5	664	1	56	11	30000	4.5	1141	25	1.3	811	65
3...	42	76	76	1	75	38	23	1.2	9	2
6...	1	1
7...	1	1
10...	**26	3
11...	**26	3
12...	4	4
13...	307	279	225	34	191	54	...	54	3	203	29	1.5	134	13
14...	216	262	88	...	88	174	...	174	197	27	1.0	172	11
15...	2	1
17...	1	1
23...	**56	23	1	1	22	23	25	1.5	18	...
28...	41	102	102	...	102	41	11	1.1	37	...
38...	6	6	2	2	5	29	1.0	5	1
39...	**636	351	211	1	210	140	...	140	1	284	20	1.1	240	3
40...	**376	187	45	18	27	112	2	109	1	30	2	148	26	1.7	142	25
48...	152	237	235	...	235	2	1	1	148	27	1.0	3	2
55...	102	48	42	14	28	6	1	5	4	44	41	2.5	42	7
A-17...	*1888	1942	1942	1002	940	9	12000	1.8	1528	58	1.4	242	68
1...	130	211	211	63	148	1	112	57	1.2	2	6
13...	**126	101	101	25	76	67	36	1.7	55	9
14...	49	14	14	12	2	14	60	4.4	14	4
15...	**44	30	30	30	30	29	34	1.0	21	1
28...	104	114	114	22	92	87	40	1.1	10	6
29...	2	2
31...	11	10	10	7	3	10	86	1.8	1	...
32...	*374	382	382	189	193	3	311	60	1.6	35	10
33...	441	377	377	317	60	1	342	73	1.9	26	8
34...	83	147	147	83	64	72	49	1.0	10	8
35...	121	117	117	76	41	109	58	1.3	45	5
37...	94	90	90	86	4	3	87	47	1.0	6	1
41...	68	68	68	22	46	66	66	1.0	1	2
46...	34	30	30	18	12	30	48	1.1	4	3
47...	4	2
48...	6	6	6	6	6	...	1.5
51...	2	1
52...	55	72	72	12	60	49	41	1.2	1	1
57...	46	74	74	24	50	43	48	1.1	4	2
58...	94	94	94	35	59	89	50	1.1	7	1
A-18...	*4032	3566	3566	3102	464	70	26000	3.7	3178	85	1.9	69	58
1...	515	454	454	343	111	20	23000	3.7	397	80	1.7	14	8
2...	*506	407	407	374	33	6	...	3.3	367	90	2.1	9	5
3...	*668	591	591	545	46	6	...	3.0	514	82	1.9	11	16
4...	656	572	572	521	51	3	544	83	2.1	7	...
5...	556	446	446	444	2	4	406	79	2.5	8	4
6...	422	370	370	370	19	...	5.5	322	74	1.9	2	10
7...	370	354	354	276	78	11	16000	1.9	310	105	1.6	7	7
8...	124	124	124	46	78	119	75	1.2	1	1
9...	215	248	248	183	65	1	199	97	1.2	10	7
A-19...	*3469	2910	2606	2180	426	304	196	108	35	39000	2.9	2696	67	1.9	81	78
1...	*775	674	671	640	31	3	1	2	6	...	3.0	629	71	2.0	15	7
2...	569	504	504	396	108	8	42000	2.1	452	72	1.8	15	11
3...	344	297	297	131	166	5	42000	1.6	284	62	1.7	17	13
4...	56	36	36	36	2	34	90	2.1	...	1
5...	140	135	135	50	85	115	55	1.2	1	10
6...	6	3
7...	22	22	22	...	22	20	41	2.0
8...	35	20	2	2	...	18	18	20	67	3.1	...	1
9...	378	298	96	90	6	202	166	36	3	280	56	2.0	10	10
11...	794	654	595	568	27	59	11	48	5	...	2.6	604	69	1.9	19	22
12...	350	267	267	264	3	6	...	4.5	256	69	2.4	4	3
A-20...	*5325	4191	4103	3770	333	87	17	70	...	1	91	33000	2.6	3884	70	2.0	68	119
1...	775	608	607	539	68	1	42000	3.0	575	68	2.1	12	15
2...	273	196	196	194	2	4	184	73	2.4	5	1
3...	273	220	220	176	44	205	67	1.9	4	13
4...	242	195	195	129	66	188	47	1.8	13	4
5...	94	77	77	61	16	2	...	2.6	68	67	2.0	6	1
6...	32	30	29	15	14	1	1	1	25	43	1.4	...	1
7...	280	207	205	205	...	2	2	3	193	78	1.6	2	10
8...	5	4
9...	65	54	54	53	1	3	47	66	2.0	1	2
10...	324	313	313	307	6	4	268	58	1.5	2	13
11...	473	387	325	322	3	62	11	51	2	350	74	2.1	6	12
12...	*648	502	501	483	18	1	1	76	51	41000	2.7	437	76	2.3	2	1
13...	848	576	575	575	...	1	1	3	566	89	2.1	4	29
14...	614	498	478	391	87	20	1	19	2	464	64	1.9	8	10
15...	42	24	24	17	7	1	23	63	2.3	...	2
16...	206	187	187	186	1	2	178	55	1.5	1	4
17...	73	68	68	68	1	67	40	2.1

City Block Characteristics

Table 2.—CHARACTERISTICS OF HOUSING UNITS, BY BLOCKS: 1960—Con.

["Total population" contains no persons in group quarters unless preceded by asterisk; one asterisk (*) denotes less than 10 percent; two asterisks (**), 10 percent or more]

Blocks within census tracts	Total population	All housing units by condition and plumbing									Occupied housing units							
		Total	Sound			Deteriorating			Dilapidated	Owner occupied			Renter occupied			Occupied by non-white	1.01 or more persons per room	
			Total	With all plumbing facilities	Lacking some or all facilities	Total	With all plumbing facilities	Lacking some or all facilities		Total	Average value (dollars)	Average number of rooms	Total	Average contract rent (dollars)	Average number of rooms			
								With flush toilet										No flush toilet
18...	58	45	45	45	2	42	58	2.0	2	1
A-21....	6065	6209	6207	4342	1865	2	1	1	48	28000	1.9	5166	71	1.5	91	192
1....	99	126	126	66	60	1	96	83	1.0	...	2
2....	597	736	736	526	210	3	552	71	1.2	17	22
4....	375	340	340	310	30	3	309	83	1.7	4	9
5....	380	335	335	330	5	3	324	104	1.3	4	25
6....	650	572	572	313	259	8	30000	4.3	525	84	1.9	5	8
7....	653	676	676	477	199	555	65	1.7	5	12
8....	313	329	329	261	68	9	11000	1.0	289	79	1.3	4	5
9....	135	120	120	107	13	7	11000	1.4	103	107	1.7	1	3
11....	454	513	513	323	190	3	392	72	1.2	2	19
12....	745	857	857	596	261	4	643	65	1.1	26	50
14....	691	753	753	379	374	612	54	1.4	12	20
15....	973	852	850	654	196	2	1	1	7	37000	1.7	766	59	1.7	11	17
A-22....	*4841	4685	4653	2870	1783	30	1	27	2	2	16	31000	1.6	3918	60	1.3	152	249
1....	155	181	180	158	22	1	151	50	1.0	3	2
2....	143	167	167	52	115	126	48	1.2	15	6
3....	310	312	311	157	154	1	266	55	1.3	34	11
4....	410	435	435	219	216	1	370	51	1.2	8	24
5....	762	675	675	499	176	574	60	1.6	13	40
6....	771	638	608	500	108	30	1	27	2	...	3	560	63	1.6	11	27
7....	611	607	607	361	246	7	30000	1.6	512	59	1.2	27	40
8....	595	718	718	341	377	1	491	49	1.2	26	49
9....	142	131	131	62	69	131	62	1.1	2	8
11....	410	384	384	343	41	1	328	76	1.5	4	18
12....	183	106	106	85	21	103	69	1.9	...	15
13....	*332	314	314	76	238	1	289	74	1.1	9	9
15....	17	17	17	17	17	86	1.0
A-23....	*4887	4447	4092	2651	1441	355	132	223	76	37000	2.2	3882	55	1.6	92	143
1....	568	576	490	292	198	86	2	84	6	464	52	1.5	14	18
2....	464	367	367	292	75	16	42000	2.1	338	56	1.7	8	18
3....	297	282	282	56	226	13	42000	2.2	242	38	1.4	6	12
4....	186	145	145	113	32	9	42000	2.3	124	59	1.8	4	5
5....	219	201	60	59	1	141	47	94	1	175	55	1.7	8	6
6....	11	8	6	6	...	2	1	1	8	57	2.0
7....	71	54	54	54	52	52	2.1	2	...
8....	232	240	240	240	2	179	92	1.5	2	...
9....	395	336	333	312	21	3	3	4	303	61	1.9	2	5
10....	*469	408	408	326	82	11	42000	2.1	361	57	1.7	21	14
11....	396	360	360	121	239	348	53	1.4	13	7
12....	472	426	426	309	117	5	372	57	1.6	5	17
13....	188	166	54	51	3	112	76	36	161	48	1.5	1	4
14....	7	7	7	6	7	41	1.3
17....	61	52	48	48	...	4	2	2	50	70	2.4
20....	308	306	306	163	143	1	260	46	1.4	3	4
21....	214	184	184	112	72	3	175	47	1.7	...	3
24....	1
29....	44	27	27	26	1	3	24	89	2.7
31....	128	166	166	28	138	115	35	1.0	1	10
33....	48	31	31	30	1	30	84	2.0	1	4
34....	108	104	104	13	91	2	93	38	1.0	1	8
B-1....	*5632	2995	2991	2990	1	4	4	622	33000	5.9	2313	106	3.4	2	25
1....	**241	45	45	45	43	111	6.7	2	5
6....	70	19	19	19	17	40000	8.1	2	2	...
7....	*133	62	62	61	1	21	35000	6.6	34	159	4.8
8....	132	54	54	54	27	39000	7.3	26	149	5.4
9....	83	38	38	38	20	37000	6.7	17	128	4.4
10....	247	135	134	134	...	1	1	20	113	123	4.1
11....	285	180	180	180	16	32000	5.6	161	105	3.1
12....	146	67	67	67	26	36000	6.3	40	115	4.0
13....	264	134	132	132	...	2	2	50	34000	6.4	81	97	3.5
14....	148	95	95	95	14	30000	4.9	79	123	3.6
15....	152	96	96	96	9	33000	6.1	84	110	3.1
16....	114	60	60	60	9	26000	6.1	51	125	3.7
17....	134	55	55	55	27	29000	5.6	28	107	4.2
18....	142	65	65	65	28	28000	5.7	36	104	4.2
19....	204	121	121	121	20	39000	4.8	98	98	3.3	...	1
20....	249	128	128	128	29	25000	5.6	95	103	3.7	...	1
21....	352	219	219	219	20	34000	5.9	197	98	2.9	...	3
22....	230	134	134	134	24	106	122	3.9	...	1
23....	174	84	84	84	26	34000	5.7	57	141	3.9	...	1
26....	189	102	102	102	21	36000	5.7	79	112	3.3	...	1
27....	196	93	93	93	22	36000	5.7	69	116	3.7	...	5
28....	260	153	153	153	24	29000	5.5	127	93	2.8	...	1
29....	190	118	117	117	...	1	1	17	29000	5.5	99	91	2.8
30....	162	76	76	76	26	28000	5.7	50	121	3.4	...	1
31....	101	60	60	60	18	32000	5.8	41	78	3.1	...	1
32....	56	24	24	24	16	27000	5.8	8	114	5.1	...	1
33....	*345	177	177	177	34	138	101	3.6	...	1
34....	156	92	92	92	21	31000	5.2	70	97	3.0	...	1
35....	477	309	309	309	20	284	91	2.8	...	1

Table 2.—CHARACTERISTICS OF HOUSING UNITS, BY BLOCKS: 1960—Con.

["Total population" contains no persons in group quarters unless preceded by asterisk; one asterisk (*) denotes less than 10 percent; two asterisks (**), 10 percent or more]

Blocks within census tracts	Total population	All housing units by condition and plumbing								Occupied housing units								
		Total	Sound			Deteriorating			Dilapidated	Owner occupied			Renter occupied			Occupied by non-white	1.01 or more persons per room	
			Total	With all plumbing facilities	Lacking some or all facilities	Total	With all plumbing facilities	Lacking some or all facilities		Total	Average value (dollars)	Average number of rooms	Total	Average contract rent (dollars)	Average number of rooms			
							With flush toilet	No flush toilet										
B-2.....	*4325	2225	2220	2219	1	4	4	1	507	33000	6.1	1697	108	3.5	5	11
2....	240	124	124	124	17	41000	7.4	105	121	3.6	1	1
3....	209	92	92	92	24	39000	7.2	68	132	4.0	...	2
4....	129	65	65	65	31	39000	7.4	34	102	2.8
5....	58	20	20	20	19	42000	7.6	1
8....	147	70	70	70	29	34000	6.8	38	128	3.8
9....	339	187	187	187	17	30000	6.2	169	109	3.3	1	1
10....	206	115	114	114	32	24000	5.3	82	88	2.9	...	3
11....	98	46	45	45	11	29000	5.0	35	105	3.6
12....	303	156	155	155	29	32000	5.6	126	123	3.6
13....	201	106	106	106	23	34000	6.7	81	132	3.9
16....	174	85	85	85	28	35000	6.3	56	106	3.9
17....	288	150	150	150	27	32000	6.0	121	102	3.5
18....	236	121	120	120	...	1	1	23	27000	5.1	98	105	3.4	1	...
19....	275	150	150	150	28	...	5.4	120	98	3.3	...	2
20....	290	138	138	138	25	30000	5.7	113	107	3.8
21....	*250	116	115	115	1	28	31000	6.1	87	125	3.7	1	...
22....	101	37	37	36	1	32	34000	6.6	5	...	4.8
23....	13	5	5	5	4	1
24....	36	16	16	16	12	35000	7.0	3
25....	186	92	92	92	27	33000	5.7	64	135	3.8	1	...
26....	287	166	166	166	27	15000	5.3	138	87	3.2	...	2
27....	259	168	168	168	14	...	4.9	152	83	2.9	...	2
B-3.....	*5117	2429	2268	2244	24	147	116	31	...	14	619	34000	6.2	1724	99	3.7	23	31
1....	39	17	16	16	...	1	1	6	...	4.7	10	68	4.2	...	1
2....	98	60	60	60	3	54	81	2.5	...	3
3....	123	53	40	39	1	13	13	10	21000	4.2	42	77	3.8	2	2
4....	149	97	92	91	1	4	4	11	...	4.5	85	76	2.8	1	1
5....	180	111	111	99	12	11	...	5.1	99	89	2.7	...	3
6....	98	57	56	56	...	1	1	14	32000	5.5	37	102	3.1	...	2
7....	52	22	22	21	1	6	...	5.3	15	112	4.7
8....	**200	65	65	63	2	14	31000	6.0	50	96	3.1	3	...
9....	140	80	71	69	2	9	7	2	15	...	4.8	63	87	2.9	3	1
10....	204	99	87	85	2	12	12	25	32000	5.4	71	85	3.5	1	1
11....	145	71	70	70	16	...	5.1	53	109	3.9	...	1
12....	213	132	76	76	...	53	24	29	...	3	13	31000	5.7	107	81	2.6	...	4
13....	132	64	60	60	...	4	4	14	...	5.0	46	91	3.8	...	2
14....	*148	60	58	58	...	2	2	20	...	5.2	39	99	4.5
15....	28	14	8	8	...	5	5	2	11	77	3.7	1	...
16....	76	44	44	44	8	21000	5.3	34	78	3.1
17....	84	39	31	31	...	8	8	10	13000	5.1	28	68	4.2	1	...
18....	*128	60	51	51	...	7	7	7	...	4.1	50	66	4.2	2	...
19....	249	116	107	107	...	9	9	30	21000	5.2	85	81	3.7	...	2
20....	107	54	54	54	20	40000	7.2	32	112	3.4
21....	149	68	64	63	1	4	4	24	38000	6.9	43	112	3.4	1	1
22....	170	81	79	78	1	2	2	26	35000	6.1	50	126	3.8	...	3
23....	191	85	82	82	...	3	3	34	29000	6.3	48	102	4.6
24....	168	99	96	96	...	3	3	20	36000	5.5	72	96	3.3	5	1
25....	104	51	50	50	...	1	1	23	35000	7.2	28	92	3.9
26....	*139	70	68	68	...	2	2	24	27000	5.8	44	103	4.7
27....	134	58	58	58	25	38000	7.3	33	127	4.6
28....	130	47	47	47	23	38000	7.6	23	165	5.6
29....	163	72	72	72	25	42000	6.9	44	114	3.8
30....	238	124	124	124	17	19500	5.1	102	90	3.9	1	1
31....	**123	47	37	37	...	4	4	6	8	...	6.1	37	106	4.3	...	2
32....	**259	107	107	107	16	39000	6.4	85	118	3.9	1	...
33....	111	38	38	38	24	42000	8.3	14	171	5.4
34....	124	43	43	42	1	25	41000	8.8	17	147	6.6	1	...
35....	185	71	71	71	24	40000	7.8	46	190	5.7
36....	136	53	53	53	26	37000	7.5	27	120	5.1
B-4.....	*6571	3412	3359	3354	5	52	12	40	...	1	539	26000	4.9	2769	90	3.4	41	57
1....	237	123	123	122	1	26	32000	5.4	97	99	3.8
2....	248	139	139	139	22	31000	5.6	115	86	3.5	...	1
3....	307	173	173	173	21	...	4.6	145	104	3.6	...	1
4....	*238	75	75	75	8	...	5.0	63	97	3.3	1	1
6....	259	150	150	150	24	...	5.0	123	89	3.1	1	1
7....	*236	110	110	110	30	...	5.4	79	93	3.8	1	...
8....	208	116	116	116	29	30000	5.5	84	95	3.4	1	...
9....	273	167	166	166	1	19	31000	5.3	148	81	3.0	1	2
10....	254	150	150	150	12	...	3.9	137	85	3.1	1	...
11....	*258	127	127	127	23	28000	5.1	101	111	3.6	2	4
12....	257	150	150	150	22	34000	4.1	127	87	3.0
13....	*265	166	166	166	10	...	5.5	150	99	2.8	1	3
14....	158	87	87	87	10	...	4.2	74	104	3.0	1	2
15....	71	34	34	34	6	28000	4.7	28	110	3.3	...	1
16....	80	70	29	29	...	41	1	40	5	...	4.6	38	67	3.1	...	2
17....	128	72	71	71	...	1	1	14	30000	4.5	56	90	3.2	...	1
18....	92	41	40	40	...	1	1	...										

City Block Characteristics

Table 2.—CHARACTERISTICS OF HOUSING UNITS, BY BLOCKS, 1960—Con.

["Total population" contains no persons in group quarters unless preceded by asterisk; one asterisk (*) denotes less than 10 percent; two asterisks (**), 10 percent or more]

Blocks within census tracts	Total population	All housing units by condition and plumbing								Occupied housing units								
		Total	Sound			Deteriorating			Dilapidated	Owner occupied			Renter occupied			I.OI of more persons per room		
			Total	With all plumbing facilities	Lacking some or all facilities	Total	With all plumbing facilities	Lacking some or all facilities		Total	Average value (dollars)	Average number of rooms	Total	Average contract rent (dollars)	Average number of rooms		Occupied by non-white	
								With flush toilet										No flush toilet
23...	161	78	77	77	...	1	1	17	21000	4.9	59	72	4.0	5	3
24...	*171	65	64	64	...	1	1	12	25000	5.1	51	75	4.2	4	...
25...	243	126	126	126	16	34000	4.9	110	80	3.1	...	3
26...	161	72	71	71	20	...	5.1	50	123	4.1	1	1
27...	219	135	135	135	1	23	25000	3.7	111	107	3.5	...	3
28...	288	210	210	210	8	...	3.4	195	77	2.7	1	2
29...	354	163	162	162	...	1	1	21	...	4.9	135	87	3.5	3	5
30...	282	130	127	125	2	3	3	20	34000	4.5	108	70	4.2	4	4
31...	*239	93	93	93	30	16500	5.3	58	75	4.1	7	3
32...	174	64	64	64	21	16000	4.8	39	90	4.6	1	4
33...	140	56	56	56	8	...	4.5	46	71	4.6	1	2
34...	88	36	36	36	12	...	4.7	23	85	4.2	...	1
35...	114	50	47	47	...	3	3	13	...	4.7	36	73	3.7	1	3
36...	108	58	58	58	10	...	4.0	46	79	3.6	...	1
B-5.....	*5040	2488	2419	2343	76	68	67	1	...	1	465	31000	5.6	1918	103	3.7	57	44
1...	180	103	95	84	11	8	8	13	42000	5.3	84	75	3.0	2	2
2...	257	137	137	137	23	16500	4.5	112	80	3.4	...	2
3...	231	82	81	80	1	1	1	18	20000	5.2	63	76	4.7	7	4
4...	225	97	82	82	...	15	15	25	24000	4.9	64	84	4.5	6	...
5...	*212	75	58	58	...	17	17	20	...	5.4	55	69	4.6	8	4
6...	193	86	80	78	2	5	5	1	17	22000	4.8	68	73	3.9	4	4
7...	*173	66	66	57	9	23	25000	5.8	43	64	3.3	1	2
8...	281	122	119	82	37	3	3	18	24000	5.2	99	62	3.4	5	11
9...	247	121	121	118	3	25	30000	6.6	93	93	3.5	...	2
10...	*255	133	131	131	...	2	2	33	30000	5.6	93	103	3.8	1	...
11...	*213	119	119	118	1	13	29000	3.8	105	117	3.5	1	1
12...	*247	124	117	117	...	7	7	19	16500	5.7	101	105	3.6	6	...
13...	192	85	84	84	...	1	1	22	23000	5.7	62	89	4.2	7	1
14...	148	76	76	76	7	...	5.4	66	113	4.0	2	...
15...	123	69	69	69	6	...	4.8	53	135	3.4	...	4
16...	179	108	108	108	16	...	4.7	73	98	3.5	1	...
17...	*242	146	146	146	12	38000	5.7	127	94	2.9	1	...
18...	202	113	111	109	2	2	2	11	...	5.5	97	123	4.1	3	...
19...	211	91	91	90	1	22	37000	5.7	67	141	4.7	...	1
20...	263	141	139	139	...	2	2	53	41000	6.6	81	157	4.2
21...	*197	114	113	105	8	1	1	18	...	5.7	91	121	3.7	...	1
22...	*193	97	93	92	1	4	3	1	25	32000	6.0	66	119	3.8	1	2
23...	**185	90	90	90	9	40000	6.3	80	128	3.7	...	1
24...	*194	93	93	93	17	36000	6.4	75	137	3.7	1	2
B-6.....	*5842	3216	3049	2961	88	119	78	41	...	48	269	39000	6.5	2848	123	3.5	29	27
1...	*192	113	50	42	8	61	51	10	...	2	7	...	3.9	101	80	3.0	3	2
2...	*302	202	201	201	...	1	1	18	35000	7.0	174	116	3.2	2	...
3...	*279	171	171	170	1	9	38000	5.6	158	137	3.6	2	...
4...	**181	78	76	74	2	2	2	31	38000	6.7	47	121	3.9	1	...
5...	346	218	218	202	16	11	42000	5.6	204	139	3.7	1	2
6...	**211	93	91	81	10	2	1	1	10	42000	6.0	78	167	3.4	1	1
7...	*302	174	174	174	15	36000	5.9	158	126	3.7	3	1
8...	*184	92	92	79	13	4	87	110	3.6	...	1
9...	**175	95	81	81	...	14	8	6	9	...	5.8	81	120	3.4
10...	391	222	222	202	20	8	42000	6.1	200	172	4.4	3	1
11...	**138	51	51	43	8	17	40000	6.5	32	156	3.4	...	1
12...	99	49	31	30	1	18	...	18	15	37000	8.6	31	80	2.2	1	4
13...	91	43	43	43	8	42000	8.6	30	187	3.6	1	2
14...	**166	47	47	47	22	42000	9.1	22	183	5.0	1	1
15...	328	195	193	193	...	2	2	7	42000	7.6	183	138	3.3	1	3
16...	*104	79	73	73	...	6	...	6	3	71	104	3.2	...	1
17...	**218	114	114	113	1	4	105	103	2.9	...	1
18...	**219	116	116	116	4	110	133	3.6	2	2
19...	30	16	16	16	15	247	7.8
20...	*365	228	228	223	5	13	42000	5.2	212	113	3.6
21...	**503	256	218	218	...	1	1	10	...	5.4	238	97	3.2	4	...
22...	119	62	41	41	...	12	12	3	58	109	4.2
23...	**244	143	143	143	15	34000	8.1	124	93	3.0	...	1
24...	**308	180	180	180	16	42000	5.1	161	103	3.2	1	...
25...	*347	179	179	176	3	10	42000	4.9	168	123	4.0	2	3
B-7.....	*4970	1996	1982	1935	47	12	12	2	677	40000	8.3	1212	157	4.1	16	13
1...	226	85	85	85	22	38000	7.2	62	131	4.5	...	4
2...	87	30	30	30	27	39000	8.2	2	
3...	102	35	35	35	29	39000	9.8	4	1	
4...	114	28	28	28	26	40000	9.3	2	
5...	130	52	52	52	23	40000	9.0	24	105	4.1	1	...
6...	99	31	31	31	17	40000	8.5	14	149	4.9
7...	**48	9	8	8	...	1	1	9	42000	9.6	
8...	*84	21	21	21	18	41000	9.4	1	
9...	101	30	30	30	18	42000	9.5	12	143	3.6	...	1
10...	46	13	13	13	13	42000	8.7	
11...	52	16	16	16	16	42000	8.8	
12...	80	27	27	27	16	41000	8.9	9	173	8.0
13...	*183	60	60	60	30	40000	8.8	29	146	4.9
14...	**119	26	25	25	...	1	1	15	40000	9.0	9	133	4.0
15...	**80	21	20	20	...	1	1	9	...	7.8	11	112	4.3
16...	*118	54	54	52	2	15	42000	6.8	39	127	3.5	...	1
17...	*195	98	96	96	...	2	2	17	40000	6.0	81	201	3.8	1	1

Table 2.—CHARACTERISTICS OF HOUSING UNITS, BY BLOCKS: 1960—Con.

["Total population" contains no persons in group quarters unless preceded by asterisk; one asterisk (*) denotes less than 10 percent; two asterisks (**), 10 percent or more]

Table with multiple columns: Blocks within census tracts, Total population, All housing units by condition and plumbing (Sound, Deteriorating, Dilapidated), Occupied housing units (Owner occupied, Renter occupied), Occupied by non-white, and 1.01 or more persons per room. Rows are numbered 18 through 22, with sub-sections B-8 and B-9.

Table 2.—CHARACTERISTICS OF HOUSING UNITS, BY BLOCKS: 1960—Con.

["Total population" contains no persons in group quarters unless preceded by asterisk: one asterisk (*) denotes less than 10 percent; two asterisks (**). 10 percent or more]

Table with multiple columns: Blocks within census tracts, Total population, All housing units by condition and plumbing (Sound, Deteriorating, Dilapidated), Occupied housing units (Owner occupied, Renter occupied), Occupied by non-white, and 1.01 or more persons per room.

Table 2.—CHARACTERISTICS OF HOUSING UNITS, BY BLOCKS: 1960—Con.

["Total population" contains no persons in group quarters unless preceded by asterisk; one asterisk (*) denotes less than 10 percent; two asterisks (**), 10 percent or more]

Blocks within census tracts	Total population	All housing units by condition and plumbing								Occupied housing units								
		Sound				Deteriorating				Dilapidated	Owner occupied			Renter occupied			Occupied by non-white	1.01 or more persons per room
		Total	With all plumbing facilities	Lacking some or all facilities	Total	With all plumbing facilities	Lacking some or all facilities		Total		Average value (dollars)	Average number of rooms	Total	Average contract (dollars)	Average number of rooms			
							With flush toilet	No flush toilet										
10...	61	18	18	18	17	39000	9.0	
11...	69	20	20	20	18	37000	8.3	2	
12...	220	87	85	85	...	2	2	42	26000	6.7	42	113	4.8	2	1	
13...	185	80	79	79	...	1	1	44	27000	6.4	30	118	4.9	1	...	
14...	86	32	32	32	19	39000	8.5	11	133	4.8	
15...	81	20	20	20	20	42000	9.0	
16...	126	46	46	46	37	34000	7.9	8	136	4.6	
17...	72	20	20	20	18	42000	8.7	2	
18...	69	18	18	18	17	39000	9.1	
19...	70	18	18	18	18	40000	9.2	
20...	74	15	15	15	15	39000	9.5	
21...	82	25	25	25	21	30000	6.6	3	
22...	230	62	62	62	61	34000	8.0	1	1	1	
23...	48	13	13	13	13	34000	8.8	
24...	104	31	31	31	31	32000	8.2	
25...	114	33	33	33	33	31000	8.1	
26...	*212	79	77	77	...	2	2	35	28000	7.1	40	78	3.8	2	1	
E-2.....	*3971	1652	1610	1603	7	33	33	...	9	632	17000	5.4	940	88	3.9	73	46	
1...	208	95	90	88	2	5	29	17500	5.5	58	94	4.2	2	2	
2...	301	131	130	129	1	1	1	38	17000	5.3	87	92	3.9	2	1	
3...	144	57	57	55	2	24	21000	6.0	31	84	3.8	5	...	
4...	52	28	28	28	14	37000	6.9	2	...	
5...	202	80	80	80	32	18000	5.6	47	80	3.8	7	1	
6...	*213	65	65	65	24	17000	5.6	40	88	4.8	4	4	
7...	226	94	94	94	40	16500	5.8	46	89	4.0	9	5	
8...	283	108	108	108	37	16000	5.9	71	88	4.7	6	5	
9...	206	85	72	72	...	12	12	...	1	38	14500	5.1	47	91	4.5	5	...	
10...	204	76	72	72	...	2	2	...	2	37	17000	5.5	36	95	3.9	8	6	
11...	237	96	86	86	...	10	10	38	14500	4.9	55	82	3.8	1	3	
12...	200	72	70	70	...	2	2	32	13500	5.3	37	79	4.5	3	...	
13...	170	78	78	78	28	14500	4.9	43	71	3.6	2	3	
14...	216	104	103	103	...	1	1	23	14000	5.0	69	79	3.8	2	4	
15...	221	99	98	98	1	24	14500	5.0	73	80	3.2	...	3	
16...	*232	102	102	102	39	16000	5.3	62	82	3.2	1	1	
17...	230	109	109	109	34	19000	5.5	72	118	3.7	4	2	
19...	141	61	56	56	...	5	5	31	13500	5.0	27	77	3.9	2	1	
20...	144	59	59	57	2	36	18000	4.9	21	77	3.8	5	3	
21...	141	53	53	53	34	17000	5.7	18	107	5.6	3	2	
E-3.....	*6745	2725	2614	2590	24	102	101	1	9	952	19000	5.9	1675	88	4.0	176	76	
1...	15	3	
2...	**222	81	81	81	37	21000	6.9	39	83	4.3	3	2	
3...	181	67	67	66	1	46	19000	6.6	19	81	4.5	9	...	
4...	263	103	102	102	...	1	1	38	16500	5.4	62	120	4.5	6	4	
5...	215	82	82	81	1	39	17000	6.1	43	85	4.3	5	1	
6...	233	106	101	101	...	4	4	...	1	25	19500	5.5	73	86	3.8	2	...	
7...	328	153	146	144	2	5	5	...	2	34	18000	5.1	114	94	3.9	6	3	
8...	248	99	88	88	...	8	8	...	3	31	22000	6.3	64	80	4.0	7	4	
9...	*250	85	81	79	2	4	4	38	25000	6.4	45	118	3.9	8	2	
10...	*247	69	65	65	...	3	3	...	1	42	17500	6.1	26	95	4.8	14	5	
11...	278	106	99	99	...	7	7	30	21000	6.3	73	91	4.7	7	5	
12...	239	77	76	76	1	33	16500	5.5	42	79	4.7	6	4	
13...	*166	69	59	58	1	10	10	18	14500	5.7	50	84	4.0	5	...	
14...	234	85	81	80	1	4	4	37	19000	6.3	45	89	4.5	6	4	
15...	247	97	89	89	...	8	8	33	17500	5.2	61	98	4.4	4	1	
16...	238	91	91	91	35	16000	6.0	54	84	4.1	9	1	
17...	231	99	99	99	25	18000	5.3	71	85	3.7	9	6	
18...	242	98	97	97	1	39	17500	5.6	57	88	4.4	8	2	
19...	*258	114	113	113	...	1	1	30	18000	5.8	82	84	3.9	9	2	
20...	*269	94	92	92	...	2	2	39	17500	6.3	52	83	4.0	12	5	
21...	234	80	80	80	36	22000	7.2	41	102	5.2	1	1	
24...	241	104	104	104	30	21000	6.4	71	86	3.8	10	4	
25...	270	137	136	136	...	1	1	28	18500	5.8	105	90	3.4	4	6	
26...	206	78	77	77	...	1	1	40	20000	6.3	37	115	4.2	2	1	
27...	132	57	57	57	28	17000	5.1	29	87	4.0	2	...	
28...	123	54	54	54	21	14500	5.3	32	73	4.1	1	...	
29...	184	91	79	64	15	11	11	...	1	27	19000	5.1	58	67	3.8	6	4	
30...	174	85	83	83	...	2	2	25	17000	4.8	55	75	3.6	4	1	
31...	227	98	87	87	...	11	11	26	21000	5.3	70	86	3.5	5	4	
32...	213	120	107	107	...	13	13	25	13000	4.9	78	76	3.9	3	1	
33...	**137	43	37	37	...	6	5	1	...	14	14500	5.6	27	68	3.7	3	3	
F-1.....	**226	15	14	14	...	1	1	15	69	5.7	1	2	
5...	**221	15	14	14	...	1	1	15	69	5.7	1	2	
7...	**5	
G-1.....	*5490	2028	1995	1981	14	32	28	2	1	925	19000	6.1	1050	92	4.6	176	47	
2...	*279	116	114	112	2	2	2	37	18500	5.9	75	97	3.8	9	2	
3...	246	106	105	105	...	1	1	33	17000	6.2	72	93	3.9	3	2	
4...	*160	55	55	55	37	17000	6.2	16	91	4.4	1	2	
5...	249	81	80	80	...	1	1	42	21000	6.6	37	82	4.5	5	3	
6...	163	66	66	66	23	19000	5.9	41	80	4.5	5	1	
7...	217	85	73	73	...	11	7	2	1	39	18000	5.6	44	67	3.9	6	6	
8...	214	75	75	73	2	39	20000	6.0	36	83	4.9	9	...	

Table 2.—CHARACTERISTICS OF HOUSING UNITS, BY BLOCKS: 1960—Con.

["Total population" contains no persons in group quarters unless preceded by asterisk; one asterisk (*) denotes less than 10 percent; two asterisks (**), 10 percent or more]

Blocks within census tracts	Total population	All housing units by condition and plumbing									Occupied housing units							
		Total	Sound			Deteriorating			Dilapidated	Owner occupied			Renter occupied			Occupied by non-white	1.01 or more persons per room	
			Total	With all plumbing facilities	Lacking some or all facilities	Total	With all plumbing facilities	Lacking some or all facilities		Total	Average value (dollars)	Average number of rooms	Total	Average contract rent (dollars)	Average number of rooms			
																		With flush toilet
9...	*255	78	78	78	42	20000	6.6	35	79	4.5	13	5
10...	241	74	73	73	...	1	1	42	20000	6.8	32	87	5.2	14	2
11...	*242	85	84	81	3	1	1	46	18000	6.0	38	106	4.5	7	2
12...	240	82	79	79	...	3	3	48	19500	6.3	31	93	5.2	12	...
13...	*291	121	121	118	3	27	28000	6.1	87	106	4.4	11	2
16...	190	64	64	64	35	22000	6.7	27	106	5.5	8	...
17...	*244	89	86	86	...	3	3	46	18500	6.3	40	86	5.3	12	1
18...	222	76	72	72	...	4	4	46	17500	6.1	29	87	4.8	6	4
19...	94	31	30	30	...	1	1	23	17000	6.2	8	65	4.4	5	...
20...	230	79	79	77	2	44	20000	5.9	32	85	4.6	6	3
21...	207	77	77	76	1	42	17500	5.9	35	94	4.6	5	...
22...	296	110	109	109	...	1	1	33	17500	5.5	77	91	4.5	4	3
23...	263	97	97	97	48	18000	5.5	45	98	5.0	3	2
24...	230	92	90	90	...	2	2	39	17500	6.0	46	85	4.7	9	3
25...	233	84	83	83	...	1	1	43	17000	5.6	38	94	4.8	10	2
26...	225	104	104	103	1	31	18500	5.3	71	85	4.3	3	1
27...	259	101	101	101	40	24000	6.5	58	112	5.5	10	1
G-2.....	*7147	2909	2865	2845	20	40	40	4	1433	19000	5.7	1407	88	4.0	195	58
1...	158	77	77	73	4	37	16000	5.6	37	79	4.1	5	1
2...	184	79	79	75	4	37	16500	4.9	39	81	4.0	5	4
3...	246	112	112	111	1	33	14500	4.8	75	84	3.8	7	3
4...	*209	86	86	83	3	43	17500	5.6	42	76	4.0	4	2
5...	181	79	79	78	1	35	14500	5.0	43	66	4.0	6	5
6...	238	122	110	110	...	12	12	33	17500	5.1	87	81	2.9	5	3
7...	187	71	67	67	...	3	3	1	38	19000	5.6	30	97	4.5	6	3
8...	156	61	60	60	...	1	1	36	15000	5.3	25	79	3.8	8	2
9...	169	71	67	67	...	2	2	2	37	20000	5.6	32	97	4.3	2	3
10...	204	80	80	80	42	18500	5.6	38	96	4.2	12	...
11...	170	67	67	67	44	17500	5.6	22	96	4.2	4	1
12...	*221	88	84	84	...	4	4	45	15500	5.3	40	69	3.7	2	3
13...	219	88	87	85	2	1	1	41	17000	5.5	46	74	3.9	5	...
14...	169	70	70	69	1	35	16000	5.6	32	77	4.4	5	1
15...	199	79	75	75	...	4	4	42	15500	5.6	36	83	4.1	3	2
16...	188	90	90	90	43	16500	5.7	44	103	3.5	4	...
17...	204	82	76	76	...	5	5	1	43	17000	5.4	36	83	4.4	6	2
18...	208	93	93	93	34	18500	5.4	56	87	4.4	4	...
19...	203	74	74	74	51	18500	5.7	23	80	3.7	9	2
20...	199	63	63	62	1	44	20000	6.7	18	92	4.8	11	...
21...	147	54	53	53	...	1	1	42	18000	5.4	12	78	4.3	4	2
22...	233	72	71	71	...	1	1	50	19000	6.8	21	108	4.2	10	2
23...	169	60	60	60	23	22000	5.3	36	99	4.8	5	2
24...	194	70	70	70	46	20000	5.7	23	103	4.3	4	...
25...	167	61	61	61	48	18000	5.5	13	90	5.1	6	2
26...	159	55	55	55	47	20000	6.2	8	73	4.5	10	1
27...	185	69	67	66	1	2	2	37	21000	5.9	29	93	4.1	9	3
28...	161	84	84	83	1	38	21000	5.6	45	81	2.6	1	1
29...	138	50	50	50	37	23000	6.3	12	101	3.8	4	...
30...	188	79	78	78	...	1	1	44	21000	5.7	34	99	4.1	5	1
31...	*380	172	172	172	35	30000	6.1	133	97	4.0	6	2
32...	261	103	103	103	39	23000	6.8	60	98	4.4	5	1
33...	144	76	75	75	...	1	1	41	18000	5.9	33	79	3.8	2	...
34...	*229	61	61	61	45	20000	7.2	16	99	4.9	7	2
35...	258	114	113	112	1	1	1	34	18500	5.8	76	94	4.2	1	...
36...	222	97	96	96	...	1	1	34	22000	5.7	55	95	4.8	3	2
G-3.....	*6826	2589	2529	2522	7	54	54	6	1452	20000	5.9	1074	97	4.1	157	54
1...	341	140	139	139	...	1	1	33	...	5.7	107	83	3.9	9	3
2...	*192	71	71	71	31	17500	5.5	37	100	4.2	7	1
3...	177	79	78	78	...	1	1	39	21000	5.8	38	95	3.6	5	1
4...	134	34	34	34	31	35000	8.8	3	...	1	...	
5...	49	14	14	14	12	27000	8.3	2	...	1	1	
6...	97	22	22	22	21	31000	9.2	1	...	3	1	
7...	182	82	80	80	...	2	2	36	15500	5.1	45	98	3.6	3	...
8...	187	75	72	72	...	2	2	1	32	16500	4.9	42	98	3.8	4	2
9...	*190	76	75	75	1	40	17000	5.6	33	109	3.9	5	3
10...	192	72	72	72	43	15000	5.3	28	83	3.7	2	1
11...	146	64	64	64	35	16000	5.2	24	95	4.2	5	...
12...	202	88	88	88	46	17000	5.4	36	101	3.3	4	2
13...	7	4
14...	149	65	59	59	...	5	5	1	40	21000	5.6	24	102	4.3	4	...
15...	202	77	76	76	...	1	1	44	21000	6.4	32	103	4.3	9	...
16...	264	114	114	114	40	19000	5.7	70	91	3.6	5	4
17...	215	97	97	97	40	17000	5.0	53	85	3.4	9	4
18...	158	59	58	58	1	42	18500	5.5	15	94	4.5	5	1
19...	212	74	73	73	...	1	1	38	18500	5.8	34	92	4.0	4	6
20...	59	21	21	21	13	19500	5.7	8	108	5.0	1	...
21...	119	53	52	52	...	1	1	37	20000	5.5	15	90	4.7	3	1
22...	162	55	55	55	38	19000	6.2	17	90	3.8	5	1
23...	*124	39	39	39	24	20000	6.1	12	100	6.0	4	...
24...	*187	60	60	60	35	22000	6.5	24	102	3.9	3	1
25...	184	62	59	57	2	3	3	38	20000	6.2	23	121	3.8	6	1
26...	166	52	52	52	37	20000	5.8	15	112	5.0	4	1
27...	198	73	61	61	...	12	12	45	20000	5.9	26	88	4.5	4	1
28...	220	77	74	74	...	1	1	48	25000	6.6	27	111	4.8	4	3
29...	*163	55	55	55	37	21000	5.7	17	100	4.1	2	1

Table 2.—CHARACTERISTICS OF HOUSING UNITS, BY BLOCKS: 1960—Con.

["Total population" contains no persons in group quarters unless preceded by asterisk: one asterisk (*) denotes less than 10 percent; two asterisks (**), 10 percent or more]

Blocks within census tracts	Total population	All housing units by condition and plumbing									Occupied housing units							
		Sound				Deteriorating				Dilapidated	Owner occupied			Renter occupied			Occupied by non-white	1.01 or more persons per room
		Total	With all plumbing facilities	Lacking some or all facilities	Total	With all plumbing facilities	Lacking some or all facilities		Total		Average value (dollars)	Average number of rooms	Total	Average contract rent (dollars)	Average number of rooms			
							With flush toilet	No flush toilet										
30...	171	68	68	68	51	19500	6.1	16	105	4.8	2		
31...	173	75	75	75	46	21000	5.6	28	92	3.7	4	...	
32...	254	105	105	101	4	52	22000	5.6	51	107	4.5	...	2	
33...	*219	77	70	70	...	7	7	42	23000	6.1	33	94	4.1	1	2	
34...	194	79	79	78	1	43	21000	5.6	33	130	4.5	2	1	
35...	115	50	50	50	40	19000	5.7	8	86	3.5	1	1	
36...	*203	62	61	61	...	1	1	44	19500	6.1	17	114	5.3	8	1	
37...	193	57	56	56	...	1	1	51	18500	6.3	4	11	2	
38...	209	82	67	67	...	15	15	45	19000	6.1	36	83	3.8	4	4	
39...	217	80	80	80	40	20000	5.6	39	104	5.0	3	...	
G-4.....	*8502	3367	3334	3329	5	28	28	5	2044	19000	5.7	1231	101	3.8	181	74
1...	176	66	66	66	38	18500	5.9	27	98	3.4	1	...	
2...	95	42	42	42	35	21000	5.9	1	1	1	
3...	134	60	60	60	43	18500	5.7	16	128	3.3	1	2	
4...	166	75	74	74	...	1	1	35	20000	6.1	38	97	3.6	...	1	
5...	159	69	69	68	1	32	19000	5.6	36	93	3.5	3	...	
6...	*141	59	59	59	20	17500	5.3	38	96	3.6	...	2	
7...	127	67	62	62	...	5	5	23	16000	5.0	42	109	3.5	...	1	
8...	155	60	60	60	42	20000	5.5	16	117	4.9	2	1	
9...	192	82	82	82	40	20000	5.1	40	117	4.3	1	...	
12...	92	74	73	73	1	6	...	5.3	61	74	2.1	1	...	
13...	42	18	18	18	18	18000	5.0	1	...	
14...	56	23	23	23	21	22000	5.6	2	1	...	
15...	52	20	20	20	15	20000	5.5	5	88	4.2	1	...	
16...	19	8	8	8	6	21000	5.3	1	1	1	
17...	56	36	36	36	4	30	90	2.5	
20...	*205	78	78	78	43	18000	6.1	34	84	3.2	6	1	
21...	149	55	53	53	...	2	2	39	17500	5.6	16	114	3.9	2	3	
22...	202	78	78	78	42	18000	5.3	33	99	3.8	7	2	
23...	137	56	56	56	35	14000	5.1	19	185	4.1	5	2	
24...	170	74	74	74	43	18000	5.0	30	96	3.9	5	1	
25...	162	66	66	66	49	19500	5.6	17	150	3.7	3	1	
26...	188	67	67	67	39	20000	6.2	27	103	4.5	3	1	
27...	*163	62	62	62	40	20000	5.5	20	108	4.6	3	1	
28...	141	53	53	53	49	21000	5.6	4	2	1	
29...	134	55	55	55	52	21000	5.5	2	2	
30...	*95	37	37	37	14	21000	6.1	19	152	3.7	...	1	
31...	77	37	37	37	9	23000	4.8	26	122	3.7	
32...	79	30	30	30	20	21000	5.9	10	121	5.5	2	...	
33...	70	28	28	28	20	18000	5.5	7	123	3.7	8	2	
34...	139	56	48	48	...	8	8	41	19000	5.4	14	98	4.4	6	1	
35...	195	74	70	70	...	4	4	44	17500	5.0	29	169	4.3	2	1	
36...	209	95	95	94	1	45	17500	5.7	49	92	2.7	2	2	
37...	163	54	54	54	42	18000	6.0	12	95	4.4	2	2	
38...	*134	45	44	44	...	1	1	30	19500	6.3	12	85	4.8	2	1	
39...	170	66	65	65	...	1	1	40	16500	5.6	24	83	3.1	2	3	
40...	174	72	72	72	46	16000	5.5	24	82	3.8	1	1	
41...	155	66	66	66	43	20000	5.8	17	113	3.5	4	1	
42...	160	57	56	56	...	1	1	33	18000	5.8	23	87	4.1	3	2	
43...	*108	36	36	36	31	17500	5.6	5	126	6.0	2	2	
44...	193	79	79	79	41	18500	5.4	38	97	3.5	2	...	
45...	184	67	67	67	43	17500	6.0	23	69	3.4	2	2	
46...	219	82	81	81	...	1	1	49	18000	5.7	31	110	4.6	5	...	
47...	176	67	67	66	1	45	18500	5.4	21	79	3.3	6	3	
48...	*154	55	55	55	42	16500	5.6	12	100	3.8	2	2	
49...	181	66	66	66	42	17000	5.4	24	103	4.3	11	3	
50...	223	68	68	67	1	47	20000	6.5	20	83	4.1	18	4	
51...	187	79	77	77	...	2	2	41	16500	5.5	30	88	3.5	8	4	
52...	69	27	27	27	19	17500	5.3	8	59	3.0	7	2	
53...	...	1	
55...	6	2	
56...	145	59	59	59	36	21000	5.9	22	74	3.6	3	...	
57...	210	83	78	78	...	2	2	39	18000	5.3	38	87	3.9	...	4	
58...	177	73	73	73	38	20000	5.7	33	88	5.1	7	1	
59...	155	64	64	64	38	21000	5.9	25	123	5.2	3	...	
60...	160	54	54	54	31	23000	7.0	23	92	5.8	6	...	
61...	*190	59	59	59	48	19500	6.4	11	94	4.5	4	3	
62...	161	56	56	56	45	18500	5.9	11	111	5.5	3	...	
63...	166	60	60	59	1	51	19300	5.6	7	88	4.0	4	2	
64...	157	53	53	53	47	20000	5.7	6	73	4.3	1	1	
65...	148	57	57	57	37	20000	5.4	20	93	4.1	4	...	
H-1.....	*4319	1618	1565	1546	19	40	40	13	665	18000	5.6	916	75	4.1	229	79
1...	260	89	84	84	...	5	5	31	18500	5.5	58	84	4.4	13	4
2...	222	78	77	77	34	17500	5.1	43	79	4.7	12	3
3...	198	79	77	77	...	2	2	29	17500	5.3	50	74	4.1	13	2
4...	**327	112	112	106	6	29	21000	4.5	80	71	3.7	28	7
5...	7	4
6...	256	101	95	94	1	6	6	26	16500	5.5	73	73	4.3	7	5
7...	238	103	102	102	...	1	1	33	17000	5.5	69	73	3.6	7	4
8...	256	97	94	94	...	3	3	43	20000	5.4	53	69	3.8	15	2
9...	258	99	99	99	42	18500	5.5	55	65	3.7	27	6
10...	200	74	74	74	39	16500	5.4	34	76	4.1	8	4
11...	*241	76	76	76	38	17000	5.9	33	71	4.3	20	6
12...	300	80	79	77	2	1	1	43	16000	6.1	35	78	4.5	17	13

City Block Characteristics

Table 2.—CHARACTERISTICS OF HOUSING UNITS, BY BLOCKS: 1960—Con.

["Total population" contains no persons in group quarters unless preceded by asterisk: one asterisk (*) denotes less than 10 percent; two asterisks (**), 10 percent or more]

Blocks within census tracts	Total population	All housing units by condition and plumbing									Occupied housing units							
		Total	Sound			Deteriorating			Dilapidated	Owner occupied			Renter occupied			Occupied by non-white	1.01 or more persons per room	
			Total	With all plumbing facilities	Lacking some or all facilities	Total	With all plumbing facilities	Lacking some or all facilities		Total	Average value (dollars)	Average number of rooms	Total	Average contract rent (dollars)	Average number of rooms			
							With flush toilet	No flush toilet										
13...	229	103	103	103	38	16000	5.6	59	79	4.1	11	4	
14...	273	97	97	97	44	16000	5.7	51	77	4.5	11	7	
15...	250	97	97	97	35	17000	5.5	61	71	4.4	14	3	
16...	274	124	97	87	10	14	14	...	13	39	13500	5.0	80	74	3.9	12	2	
17...	107	49	48	48	1	37	17000	5.8	10	73	4.2	1	1	
18...	98	35	34	34	1	33	22000	7.1	1	2	2	
19...	**172	52	52	52	29	20000	6.1	21	127	4.7	5	2	
20...	*153	69	68	68	1	21	19500	5.5	48	70	3.6	6	2	
H-2....	*6658	2538	2497	2472	25	37	35	2	...	4	978	19500	6.2	1489	81	4.1	244	67
1...	171	76	70	66	4	4	3	1	...	2	26	13500	5.2	47	79	3.4	5	2
2...	218	90	88	88	2	27	15500	5.3	60	77	4.2	6	...	
3...	234	122	121	119	2	1	1	24	15500	5.0	81	74	3.4	4	3	
4...	187	75	75	75	29	17500	5.1	45	81	4.4	6	2	
5...	*283	104	96	95	1	6	6	31	16000	5.8	71	82	3.9	14	6	
6...	299	149	141	141	...	8	7	1	...	30	13500	5.4	117	85	3.2	10	1	
7...	248	90	90	90	33	27000	6.2	55	101	4.7	4	1	
10...	224	73	70	70	...	3	3	42	26000	7.9	29	78	3.2	13	1	
11...	*231	64	64	62	2	44	21000	7.3	20	87	4.6	13	2	
12...	178	52	51	51	...	1	1	38	24000	7.1	13	79	5.2	16	2	
13...	*187	53	53	53	39	19500	7.6	113	103	3.9	9	2	
14...	189	73	69	66	3	4	4	40	16500	5.8	31	76	4.1	6	2	
15...	262	104	104	104	41	15500	5.4	59	68	4.0	4	4	
16...	*267	96	94	92	2	2	2	32	16000	5.4	57	63	4.2	9	6	
17...	227	79	78	78	...	1	1	28	18500	5.6	50	81	4.8	8	3	
18...	282	101	101	99	2	38	18000	5.9	61	81	4.2	10	4	
19...	341	129	129	129	36	16500	5.7	92	79	4.3	12	5	
20...	*324	109	106	106	...	3	3	37	17500	5.4	69	86	4.6	9	4	
21...	*272	99	99	99	36	19000	6.8	62	77	4.2	11	...	
22...	*217	55	55	55	42	21000	7.8	12	88	5.1	12	2	
23...	*243	77	77	77	46	24000	7.2	31	101	4.8	7	3	
26...	148	44	44	44	39	28000	8.0	4	7	...	
27...	311	127	126	126	...	1	1	41	20000	6.1	85	86	4.4	9	3	
28...	*177	69	69	67	2	45	15000	5.8	23	88	3.9	5	2	
29...	*252	95	95	95	43	17000	6.1	48	76	4.5	7	1	
30...	242	121	121	121	35	17000	5.3	83	83	3.8	7	2	
31...	158	70	69	69	...	1	1	12	...	4.8	56	84	4.1	5	1	
32...	286	142	142	135	7	24	15500	5.3	116	73	3.5	16	3	
I-1....	64	39	39	39	38	49	2.9	1	1	
1...	64	39	39	39	38	49	2.9	1	1	
J-1....	**1684	1019	667	584	83	184	69	114	1	168	33	20000	4.8	912	72	2.3	106	47
2...	**311	178	160	152	8	18	3	...	171	108	3.1	1	...	
3...	275	149	65	49	16	8	3	5	...	76	12	20000	6.7	119	48	2.4	34	11
4...	**337
5...	**140	14	6	6	...	8	7	1	4	...	10	66	5.9	4	1	
6...	62	23	19	19	...	2	2	2	...	21	70	4.0	14	4	
7...	**166	102	97	97	...	5	5	1	...	95	72	2.3	...	1	
9...	105	82	82	43	39	2	...	79	49	2.0	2	1	
10...	342	293	205	189	16	88	30	57	1	...	7	16000	2.0	277	80	1.5	15	15
11...	64	35	28	27	1	7	7	1	...	33	66	2.8	5	2	
15...	24	17	2	2	15	11	43	2.4	5	3	
17...	*120	86	3	...	3	66	15	51	...	17	1	...	71	38	2.1	19	7	
19...	38	40	40	2	...	25	44	2.4	7	2	
J-2....	*5131	2205	1840	1360	480	308	223	85	...	57	253	20000	5.7	1847	66	3.1	1353	195
1...	226	125	120	107	13	5	21	29000	6.1	97	117	3.8	10	2
2...	298	170	167	161	6	2	...	2	...	13	21000	4.6	152	96	3.2	38	5	
3...	*294	144	139	130	9	5	5	21	20000	6.2	116	79	3.1	54	7
4...	352	190	168	139	29	21	2	19	...	1	20	21000	5.7	155	55	2.7	90	12
5...	179	84	52	52	...	27	27	5	13	14000	5.3	66	59	3.6	73	4
6...	*175	88	88	85	3	7	14000	5.6	77	64	2.9	36	3
7...	*163	56	56	39	17	8	...	6.0	45	55	3.6	53	6
8...	60	20	4	4	...	16	16	1	18	69	4.5	15	1
9...	96	27	12	12	...	14	14	6	...	5.7	21	60	4.7	21	3
10...	150	75	34	32	2	39	13	26	...	2	8	...	6.4	62	50	2.7	65	5
11...	160	44	16	16	...	28	28	12	14500	5.7	29	73	4.9	40	6
12...	302	109	38	32	6	60	45	15	...	11	13	19500	6.3	86	70	4.1	92	14
13...	370	118	54	38	16	53	46	7	...	11	29	17000	6.0	86	56	4.0	111	17
14...	*246	81	53	46	7	21	17	4	...	7	12	16000	5.8	66	64	4.1	60	13
15...	165	89	86	80	6	3	3	11	18500	4.5	75	82	3.1	19	4	
16...	160	92	91	90	1	1	5	19000	5.8	85	74	3.0	18	3
17...	**331	48	48	46	2	1	46	83	3.3	4	...
18...	234	102	80	62	18	11	3	8	...	11	6	26000	4.7	91	56	2.7	70	16
19...	321	116	109	39	70	6	3	3	...	1	12	20000	6.7	101	52	3.0	112	19
20...	406	176	174	63	111	2	1	19	15500	5.6	152	44	2.7	159	21	
21...	296	148	148	77	71	10	11000	5.3	130	55	2.5	128	20	
22...	147	103	103	10	93	5	...	4.4	91	38	1.8	85	14	
J-3....	*3064	1333	917	733	184	391	252	139	...	25	212	17500	5.3	1062	56	3.2	893	112
1...	*160	82	30	29	1	49	28	21	...	3	20	16500	5.5	56	50	2.9	34	4
2...	337	178	65	60	5	106	55	51	...	7	24	21000	4.9	144	53	2.7	126	20
3...	122	62	33	28	5	25	13	12	...	4	7	...	6.3	50	52	3.0	33	5
4...	270	137	61	57	4	68	40	28	...	8	11	...	4.2	124	54	3.3	51	5

Table 2.—CHARACTERISTICS OF HOUSING UNITS, BY BLOCKS: 1960—Con.

["Total population" contains no persons in group quarters unless preceded by asterisk; one asterisk (*) denotes less than 10 percent; two asterisks (**), 10 percent or more]

Blocks within census tracts	Total population	All housing units by condition and plumbing								Occupied housing units								
		Total	Sound			Deteriorating			Dilapidated	Owner occupied			Renter occupied			Occupied by non-white	1.01 or more persons per room	
			Total	With all plumbing facilities	Lacking some or all facilities	Total	With all plumbing facilities	Lacking some or all facilities		Total	Average value (dollars)	Average number of rooms	Total	Average contract rent (dollars)	Average number of rooms			
5...	208	106	59	57	2	47	38	9	...	18	18000	5.8	78	68	3.1	57	8	
6...	258	102	92	84	8	10	10	28	18500	5.9	73	10	60	94	9	
7...	239	121	76	59	17	45	35	10	...	12	15000	5.0	101	55	3.2	104	5	
8...	223	99	93	84	9	6	6	21	14500	5.0	75	57	3.6	74	4	
9...	*276	85	69	67	2	16	13	3	...	14	...	4.9	68	61	3.5	53	14	
10...	**37	
11...	360	178	168	85	83	10	6	4	...	24	20000	4.6	148	59	2.9	127	18	
12...	28	21	21	6	15	20	37	2.6	5	1	
13...	**162	33	33	26	7	6	17000	5.7	27	59	4.4	24	2	
14...	84	26	23	14	9	3	2	1	...	7	...	5.7	18	52	3.8	25	5	
15...	*300	103	94	77	17	6	6	...	3	20	15500	5.9	80	55	4.0	86	12	
J-4,...	*6361	2596	2239	2210	29	307	291	14	2	50	708	28000	6.3	1796	91	4.0	742	96
1...	*292	98	50	48	2	44	42	2	4	33	17000	5.8	60	65	4.1	89	9	
2...	230	89	49	45	4	30	22	7	1	10	24	14000	5.7	62	61	4.2	80	5
3...	233	95	50	40	10	32	32	13	12	15000	5.8	75	55	3.7	63	5
4...	333	132	117	116	1	15	15	16	20000	5.9	113	71	3.7	87	8	
6...	98	46	46	46	20	31000	5.3	25	149	4.4	...	1	
7...	113	45	45	45	28	41000	5.8	17	169	4.6	
9...	139	62	62	62	22	39000	6.1	38	138	4.1	
10...	198	102	102	102	19	...	5.1	78	135	4.0	1	...	
11...	149	78	78	78	21	39000	6.1	56	117	3.6	
12...	279	134	133	132	1	1	1	30	37000	6.7	102	108	4.4	
13...	192	75	75	75	31	35000	8.2	44	86	3.9	
14...	162	62	62	62	27	39000	8.7	34	98	4.4	2	1	
15...	*237	75	75	72	3	31	38000	7.7	41	97	4.6	...	2	
16...	292	139	139	139	25	...	5.3	110	92	4.5	3	...	
17...	140	56	56	56	14	25000	6.6	40	91	4.3	2	...	
18...	214	85	85	85	33	37000	8.2	49	110	4.6	2	...	
19...	210	65	65	65	31	40000	9.0	32	119	5.3	2	...	
20...	*235	84	83	83	37	31000	7.2	46	82	4.4	8	2	
21...	301	138	137	137	1	1	1	28	17000	5.1	107	86	3.9	15	2	
22...	465	187	163	163	...	23	23	74	16500	5.4	105	92	3.9	32	13	
23...	276	150	147	147	...	3	2	1	...	37	22000	5.8	103	125	3.1	15	2	
24...	68	24	24	24	18	18500	5.6	6	102	3.8	4	...	
25...	125	89	89	89	12	...	5.6	72	134	2.9	...	1	
27...	197	96	73	73	...	20	19	...	1	13	15000	5.6	81	62	3.3	47	6	
28...	237	99	79	74	5	18	16	2	...	25	14000	5.5	72	59	3.7	69	7	
29...	218	76	42	42	...	32	32	19	...	5.1	54	61	4.2	65	10	
30...	237	77	23	21	2	39	39	15	12	19000	5.8	63	65	4.2	60	6
31...	139	64	40	40	...	24	24	5	...	4.6	52	64	3.8	42	4	
32...	**352	74	50	49	1	24	22	2	...	11	...	5.5	59	63	4.4	54	12	
J-5-A,...	*2659	1110	862	851	11	195	191	4	...	53	456	25000	5.5	632	98	4.1	74	38
1...	105	46	46	45	1	11	17500	4.3	32	102	4.1	3	1	
2...	133	70	70	68	2	26	18000	4.9	39	168	3.7	4	...	
3...	178	80	80	79	1	54	27000	5.8	26	137	4.3	4	1	
4...	50	20	20	19	1	12	22000	5.7	8	98	4.4	...	1	
5...	114	50	49	48	1	1	1	18	18000	5.0	32	98	3.7	2	1	
6...	94	39	39	39	27	34000	6.3	12	111	4.0	
7...	90	36	36	36	23	31000	6.0	13	122	4.9	
8...	124	52	52	52	28	33000	5.8	23	134	5.1	
9...	60	32	32	32	21	31000	6.8	10	125	4.3	
10...	100	34	44	44	25	36000	5.4	19	125	5.2	2	...	
11...	78	34	34	34	24	37000	6.1	10	132	4.2	
12...	128	55	43	43	...	7	7	23	23000	5.0	32	96	3.9	4	2	
13...	236	107	104	101	3	2	2	39	19500	4.8	65	110	3.6	6	7	
14...	236	92	34	34	...	46	42	4	...	12	23	20000	5.3	65	72	3.8	14	6
15...	295	114	62	62	...	39	39	13	50	19000	5.1	63	76	4.3	10	3
16...	*113	39	28	28	...	11	11	9	27000	5.2	29	86	3.9	7	2	
17...	181	68	35	33	2	25	25	8	18	26000	5.9	49	76	4.7	6	4
18...	*344	132	54	54	...	64	64	14	25	22000	4.9	105	76	3.8	12	10
J-5-B,...	**6044	2224	1649	1635	14	362	334	28	...	213	719	27000	5.6	1434	88	3.9	563	103
4...	88	34	17	17	...	14	14	3	15	20000	4.4	17	76	4.8	...	1
5...	*104	36	26	26	...	8	8	2	10	15500	4.9	26	65	4.3	3	2
6...	95	34	21	21	...	13	13	15	11500	4.9	18	74	4.5	3	2	
7...	129	52	27	27	...	17	17	8	13	17500	5.2	35	72	4.5	16	4
8...	147	62	54	54	...	8	8	23	11500	5.3	36	65	4.1	18	1	
9...	81	36	35	34	1	1	1	23	16000	4.9	13	83	3.9	1	2	
10...	**358	88	87	87	...	1	1	65	27000	5.8	21	134	5.0	5	...	
11...	45	21	21	21	20	28000	5.7	1	
13...	**83	
15...	137	79	79	79	14	39000	5.0	61	119	3.6	
16...	121	49	48	48	...	1	1	23	37000	5.8	25	134	3.8	4	1	
17...	108	50	50	50	28	38000	5.6	22	161	4.8	
18...	103	51	51	51	10	...	5.1	40	132	3.5	5	1	
19...	212	137	136	136	...	1	1	1	133	110	3.1	1	...	
20...	131	60	60	60	28	40000	5.9	30	138	4.6	2	...	
21...	98	46	46	46	27	37000	6.2	18	145	3.3	5	...	
23...	62	29	29	29	9	42000	5.6	20	149	3.3	2	...	
24...	66	31	31	31	26	37000	5.8	4	
25...	261	98	46	46	...	35	35	20	14500	5.0	75	78	3.8	56	12	
26...	368	114	13	8	5	30	30	71	25	18500	5.9	82	64	4.3	71	17
27...	338	134	6	6	...	90	67	23	...	38	26	28000	5.9	100	57	3.5	79	11
28...	404	131	41	41	...	35	33	2	...	55	26	16500	5.3	98	65	4.1	88	21

City Block Characteristics

Table 2.—CHARACTERISTICS OF HOUSING UNITS, BY BLOCKS: 1960—Con.

["Total population" contains no persons in group quarters unless preceded by asterisk; one asterisk (*) denotes less than 10 percent; two asterisks (**), 10 percent or more]

Blocks within census tracts	Total population	All housing units by condition and plumbing									Occupied housing units							
		Total	Sound			Deteriorating			Dilapidated	Owner occupied			Renter occupied			Occupied by non-white	1.01 or more persons per room	
			Total	With all plumbing facilities	Lacking some or all facilities	Total	With all plumbing facilities	Lacking some or all facilities		Total	Average value (dollars)	Average number of rooms	Total	Average contract rent (dollars)	Average number of rooms			
								With flush toilet										No flush toilet
29...	328	108	59	55	4	40	40	9	24	13500	5.6	80	65	4.2	72	9
30...	184	78	51	51	...	26	26	1	25	19000	5.5	47	78	4.1	42	5
31...	125	55	45	42	3	30	27	3	...	3	13	16000	5.1	39	71	3.9	15	6
32...	211	79	47	47	...	30	27	3	...	2	23	12000	5.1	54	69	3.8	40	2
33...	34	13	4	4	...	5	5	4	2	11	63	4.4	9	...
34...	**871	186	186	186	40	24000	5.6	145	89	3.8	6	2
35...	84	48	48	48	12	...	5.4	35	101	3.8	4	...
36...	63	28	28	28	20	29000	6.2	8	112	4.1	1	...
37...	74	30	30	30	18	27000	5.6	12	126	4.9
38...	73	29	29	29	21	30000	6.2	8	113	4.5
39...	62	31	31	31	19	28000	6.2	12	106	3.8
40...	93	42	42	42	18	30000	6.3	24	102	3.5
41...	57	24	24	24	17	31000	6.9	7	119	4.3	1	...
42...	79	38	38	38	10	12000	5.4	25	72	3.9	5	3
43...	**167	63	63	62	1	10	14000	6.7	52	71	3.9	1	1
J-6.....	**3388	1486	899	782	117	450	213	237	...	137	126	20000	5.5	1284	59	2.9	978	159
1...	379	244	180	156	24	40	17	23	...	24	11	23000	5.7	219	78	2.2	62	12
2...	235	113	9	8	1	46	18	28	...	58	7	16500	5.6	105	66	2.6	66	13
3...	112	35	1	1	...	13	12	1	...	21	9	18000	7.1	25	45	4.1	33	4
4...	157	64	43	27	16	16	15	1	...	5	6	...	6.2	50	60	4.1	55	3
5...	*302	120	77	42	35	43	12	31	16	23000	5.6	101	44	2.9	115	12
6...	*214	104	35	27	8	67	14	53	...	2	3	91	48	2.8	89	9
7...	400	235	39	34	5	196	107	89	6	...	4.3	215	49	2.2	144	26
8...	**18	3
9...	376	161	145	121	24	16	7	9	14	...	5.2	137	53	3.3	114	21
10...	**86
11...	155	62	61	61	...	1	1	10	20000	6.3	52	84	3.9	40	5
12...	436	133	133	133	8	16000	3.6	125	50	3.6	132	33
13...	271	88	81	81	...	7	7	18	21000	5.2	68	65	4.5	80	10
14...	69	32	30	30	...	2	2	3	29	64	3.0	8	2
15...	93	44	43	42	1	1	1	6	21000	4.7	36	57	3.1	22	4
16...	27	17	17	17	1	14	44	2.4	1	...
18...	9	4
20...	7	2
22...	18	4
23...	10	3
24...	1	1
25...	13	17	2	...	2	...	15	8	37	2.1	4	...
J-7.....	**8722	3685	3073	2693	380	522	347	175	...	90	409	19500	5.1	3089	59	3.3	2384	403
1...	2	1
2...	4	3
4...	22	4
5...	34	27	21	21	...	4	4	2
7...	*79	39	39	39	1	23	54	2.6	2	...
8...	216	98	71	70	1	27	26	1	...	7	5.1	32	65	2.8	10	4
9...	133	48	30	30	...	18	13	5	...	13	13500	5.8	84	63	3.3	45	4	
10...	172	64	52	52	...	12	12	8	5.6	39	66	3.9	27	5
11...	321	116	48	45	3	47	38	9	...	7	5.0	56	61	3.9	59	3
12...	104	82	47	40	7	2	2	21	17	...	5.1	92	59	3.9	98	13
13...	179	79	65	39	26	10	5	33	4	56	47	2.2	58	3
14...	151	54	54	53	1	5	4	8	16000	5.1	54	53	3.2	61	10
15...	206	78	74	72	2	4	11	19000	4.6	42	66	4.0	51	9	
16...	128	50	22	21	1	4	8	4.5	69	53	3.7	61	11
17...	205	70	16	16	...	18	15	3	...	10	7	...	5.4	39	59	3.8	40	4
18...	268	113	83	76	7	30	30	5	18	...	5.6	51	54	4.0	47	9
19...	51	32	32	30	2	15	14000	5.4	87	61	3.4	53	13	
20...	71	38	29	29	...	9	5	4	...	5	5.0	21	81	3.9	6	1
21...	259	113	104	92	12	7	1	6	...	2	12	...	4.6	26	70	3.3	27	...
22...	582	153	148	148	...	5	5	17	21000	5.3	91	59	3.3	76	9	
23...	821	210	210	5	5	4.6	148	55	3.8	141	43
25...	209	91	84	79	5	7	4	3	...	2	208	50	3.9	183	65
26...	69	17	14	14	...	3	3	12	16000	5.2	78	61	3.3	60	6	
27...	117	59	56	56	...	3	3	4	13	70	4.6	15	5
28...	207	120	115	110	5	5	2	3	...	3	52	66	2.9	52	4
29...	143	70	64	40	24	5	5	5	5.4	108	67	2.6	77	9
30...	*300	154	148	128	20	6	6	1	11	...	5.3	58	52	3.3	54	2
31...	267	126	102	96	6	18	8	10	...	6	13	...	4.2	137	59	2.8	66	13
32...	*311	153	139	121	18	14	11	3	21	16500	5.5	101	67	3.5	64	3
33...	**320	116	105	94	11	8	1	7	18	...	5.2	125	64	3.2	84	7
34...	449	208	205	136	69	3	1	2	...	3	12	...	5.2	95	63	3.6	82	9
35...	357	165	138	120	18	27	11	16	26	...	4.4	176	59	3.0	153	30
36...	376	165	163	125	38	2	2	14	4.2	146	59	2.9	122	20
37...	**360	139	53	48	5	86	32	54	16	30000	5.2	138	58	3.1	107	23
38...	315	148	64	56	8	84	44	40	12	...	4.3	116	57	3.2	79	20
39...	*367	179	174	142	32	5	1	4	20	22000	6.4	122	58	2.9	95	18
40...	249	138	138	94	44	16	...	5.4	156	66	3.0	74	13
41...	*298	165	165	150	15	15	...	4.9	111	52	2.7	67	5
J-8.....	*2074	1179	860	572	288	263	110	153	...	56	39	19500	5.2	900	54	2.8	655	119
1...	**41	30	6	6	...	24	8	16	1							

Table 2.—CHARACTERISTICS OF HOUSING UNITS, BY BLOCKS: 1960—Con.

["Total population" contains no persons in group quarters unless preceded by asterisk; one asterisk (*) denotes less than 10 percent; two asterisks (**), 10 percent or more]

Table with columns for Blocks within census tracts, Total population, All housing units by condition and plumbing (Sound, Deteriorating, Dilapidated), and Occupied housing units (Owner occupied, Renter occupied). Rows list various census tracts and their corresponding statistics.

Table 2.—CHARACTERISTICS OF HOUSING UNITS, BY BLOCKS: 1960—Con.

["Total population" contains no persons in group quarters unless preceded by asterisk; one asterisk (*) denotes less than 10 percent; two asterisks (**), 10 percent or more]

Blocks within census tracts	Total population	All housing units by condition and plumbing									Occupied housing units								
		Total	Sound			Deteriorating			Dilapidated	Owner occupied			Renter occupied			Occupied by non-white	1.01 or more persons per room		
			Total	With all plumbing facilities	Lacking some or all facilities	Total	With all plumbing facilities	Lacking some or all facilities		Total	Average value (dollars)	Average number of rooms	Total	Average contract rent (dollars)	Average number of rooms				
																		With flush toilet	No flush toilet
J-12...	*5017	2152	1463	1211	252	666	521	145	...	23	226	16000	5.2	1789	60	3.2	1024	225	
1...	175	63	40	40	...	23	15	3	3	57	60	4.2	26	7	
2...	175	62	49	45	...	27	2	8	...	8	10	...	5.8	48	62	3.8	48	4	
4...	*271	114	87	85	22	27	21	6	16	21000	4.9	84	59	3.2	50	15	
5...	**266	89	80	69	11	10	9	2	10	...	6.1	73	74	3.1	45	16	
6...	396	229	211	198	13	15	2	13	...	3	12	...	5.6	195	65	3.0	53	8	
7...	**367	127	90	82	8	26	19	7	...	11	10	...	5.6	115	64	3.2	67	13	
8...	191	89	24	17	7	65	63	2	12	...	5.9	74	58	2.7	49	6	
9...	152	62	3	3	...	59	50	9	12	...	6.0	56	57	3.4	49	4	
10...	38	14	1	1	...	13	13	6	8	56	4.3	6	2	
11...	239	91	91	60	31	9	...	5.0	78	49	3.3	56	19	
12...	87	38	7	7	...	31	27	4	2	32	52	3.9	15	4	
13...	212	100	51	51	...	49	49	12	...	4.3	78	56	2.8	65	13	
14...	129	71	55	55	...	16	16	3	62	69	2.7	17	5	
16...	*421	199	195	106	89	4	2	2	5	...	4.2	174	46	2.7	77	21	
17...	411	173	161	128	33	11	3	8	...	1	20	28000	5.2	140	60	3.4	112	23	
18...	*444	172	144	119	25	28	28	13	...	6.4	153	73	3.6	112	20	
19...	*262	124	115	76	39	9	4	5	14	...	5.5	106	52	2.8	32	6	
20...	165	76	32	32	...	44	36	8	18	10000	4.6	54	61	3.0	35	7	
21...	150	62	61	60	1	1	1	14	...	5.6	41	58	4.1	23	4	
22...	215	71	20	20	...	51	48	3	15	11500	4.9	53	61	3.6	56	15	
23...	251	126	37	37	...	89	55	34	8	13500	3.9	108	54	2.8	31	13	
J-13...	*4262	1995	1724	1542	182	219	149	68	2	52	188	21000	4.9	1673	64	3.3	661	164	
2...	*361	183	163	142	21	14	14	6	10	28000	6.6	159	66	2.8	42	9	
3...	280	162	162	161	1	7	...	3.6	147	73	3.1	24	5	
4...	381	132	78	72	6	38	32	5	1	16	18	22000	5.4	98	62	3.8	88	26	
5...	146	67	53	46	7	14	13	...	1	...	10	...	5.9	50	58	3.4	38	5	
6...	381	128	123	106	17	3	3	2	20	...	5.3	104	64	3.8	86	21	
7...	212	113	113	110	3	16	...	4.1	94	66	2.8	51	6	
8...	290	139	138	106	32	1	21	22000	4.9	97	65	3.1	44	11	
9...	36	19	17	17	...	2	2	1	18	61	3.6	2	1	
10...	*69	42	13	9	4	24	6	18	...	5	3	37	45	2.5	2	4	
11...	405	147	147	137	10	9	...	5.1	131	65	3.9	71	22	
12...	320	129	126	106	20	3	1	2	23	...	4.5	100	65	3.7	45	8	
13...	120	58	54	51	3	3	3	1	15	8500	5.2	39	67	3.5	30	1	
14...	364	183	112	107	5	50	33	17	...	21	9	...	4.8	158	60	3.5	52	19	
15...	436	231	216	212	4	15	15	11	...	4.3	212	73	3.3	32	17	
16...	**156	60	38	35	3	22	10	12	7	...	5.7	48	65	2.8	25	6	
17...	*308	202	171	125	46	31	17	14	8	17500	4.5	181	54	2.8	29	3	
J-14...	*5696	2181	1981	1924	57	194	162	32	...	6	402	22000	5.6	1712	74	3.8	553	126	
1...	*368	127	84	77	7	43	30	13	22	19500	5.8	100	67	3.4	56	18	
2...	*365	136	136	131	5	25	...	5.1	103	66	4.4	91	11	
3...	302	124	123	121	2	1	1	23	...	5.2	101	66	3.3	39	11	
4...	248	101	93	93	...	8	8	24	16500	5.2	75	84	4.5	21	1	
5...	275	119	115	115	...	4	4	29	25000	5.8	87	83	4.1	8	3	
6...	238	108	108	108	31	28000	5.7	75	82	4.2	14	1	
7...	120	59	59	59	11	21000	6.2	46	86	4.0	5	...	
8...	**272	97	91	89	2	4	4	2	20	27000	5.5	74	73	4.1	13	7	
9...	**133
10...	*238	82	79	79	...	3	3	18	21000	6.6	59	84	4.6	16	4	
11...	*159	78	76	76	...	2	2	12	27000	4.6	65	69	3.3	10	...	
12...	229	91	91	91	21	16000	5.4	68	77	3.8	16	6	
14...	251	98	98	96	2	25	...	5.2	71	73	4.4	51	5	
15...	*262	96	69	58	11	27	24	3	22	17000	5.5	70	67	4.0	50	14	
16...	**158	51	40	38	2	11	10	1	8	23000	6.1	41	82	3.9	34	4	
17...	**47
18...	*222	83	48	45	3	34	19	15	...	1	15	19500	5.7	66	64	3.6	37	8	
19...	*294	131	131	114	17	15	16500	5.0	111	63	3.2	13	9	
20...	*309	98	98	98	22	20000	6.6	72	76	4.1	27	7	
21...	*298	120	115	109	6	5	5	13	23000	5.3	104	79	4.0	9	6	
22...	**359	109	74	74	...	32	32	3	19	27000	5.8	85	76	4.4	25	4	
23...	338	127	108	108	...	19	19	22	26000	6.1	103	79	4.0	17	6	
24...	211	146	145	145	...	1	1	5	...	4.2	136	76	2.7	1	1	
J-15...	*6434	2874	2796	2393	403	74	43	30	1	4	312	21000	5.3	2396	65	3.5	519	199	
1...	271	117	115	98	17	2	2	26	16000	5.5	88	63	3.6	70	10	
2...	355	184	182	158	24	2	2	21	17000	4.1	151	59	2.9	74	12	
3...	382	158	154	153	1	4	4	21	19500	4.3	134	70	3.6	33	9	
4...	*165	63	52	43	9	11	1	10	16	22000	5.9	45	59	3.1	15	8	
5...	*294	111	109	89	20	2	2	26	24000	6.0	78	66	3.9	24	9	
6...	*352	146	132	119	13	11	11	3	17	...	5.6	121	74	3.5	16	8	
7...	439	222	222	182	40	12	...	5.3	179	65	3.1	14	21	
8...	*283	123	123	123	10	...	4.9	107	90	3.6	5	4	
9...	221	132	132	110	22	8	...	5.9	109	69	2.9	2	4	
10...	238	97	93	92	1	4	1	3	9	...	5.4	83	69	4.1	10	4	
11...	293	150	150	120	30	15	15000	5.3	130	61	3.4	7	5	
12...	*300	129	126	85	41	3	...	2	...	1	12	24000	6.0	107	57	3.4	22	6	
13...	*259	97	97	87	10	8	24000	5.0	88	61	4.1	20	7	
14...	374	158	157	124	33	1	1	18	...	6.2	134	60	3.6	37	13	
15...	*338	162	155	116	39	7	3	4	21	18500	4.4	130	64	3.3	20	12	
16...	*273	103	99	87	12	3	3	1	16	...	5.8	83	61	3.6	54	17	
17...	**62	29	29	20	9	3	22	66	2.8	2	2	
18...	204	105	105	75	30	16	...	5.6	86	50	2.8	25	10	
19...	*297	106	97	85	12	9	9	10	...	5.1	92	65	4.0	38	10	

Table 2.—CHARACTERISTICS OF HOUSING UNITS, BY BLOCKS: 1960—Con.

["Total population" contains no persons in group quarters unless preceded by asterisk; one asterisk (*) denotes less than 10 percent; two asterisks (**), 10 percent or more]

Blocks within census tracts	Total population	All housing units by condition and plumbing										Occupied housing units						
		Total	Sound			Deteriorating			Dilapidated	Owner occupied			Renter occupied			Occupied by non-white	1.01 or more persons per room	
			Total	With all plumbing facilities	Lacking some or all facilities	Total	With all plumbing facilities	Lacking some or all facilities		Total	Average value (dollars)	Average number of rooms	Total	Average contract (dollars)	Average number of rooms			
																		With flush toilet
20...	290	139	136	134	2	3	3	6	...	4.2	128	62	3.9	15	5
21...	211	82	81	81	...	1	1	9	...	5.3	68	71	4.8	5	5
22...	235	122	122	99	23	2	111	67	3.4	7	8
23...	*179	82	82	80	2	7	...	5.1	71	78	3.8	2	4
24...	119	57	46	33	13	11	...	11	3	51	57	2.6	2	6
J-16...	*6069	2626	2212	1971	241	331	224	107	...	83	378	19000	5.4	2084	62	3.4	975	235
1...	483	196	186	176	10	10	10	17	...	4.6	177	62	3.6	76	16
2...	290	115	111	95	16	4	4	18	...	5.2	93	59	3.8	78	9
3...	238	120	111	85	26	9	7	2	20	23000	5.7	81	52	3.7	30	7
4...	*302	125	73	66	7	48	19	29	...	4	12	37000	5.3	94	52	3.2	64	14
5...	321	176	129	123	6	33	13	20	...	14	20	18500	4.9	142	60	3.0	80	11
6...	*301	119	47	46	1	37	24	13	...	35	11	21000	6.0	102	57	3.0	35	22
7...	*390	146	106	97	9	34	21	13	...	6	16	22000	5.5	117	67	3.7	59	14
8...	356	151	151	127	24	24	15500	5.4	125	68	3.2	85	18
9...	*346	125	114	102	12	4	4	16	16500	5.3	104	62	4.0	57	15
10...	310	123	118	117	1	5	5	22	...	5.7	98	64	3.7	53	9
11...	301	145	136	129	7	9	7	2	13	20000	5.5	120	57	3.2	45	12
12...	349	164	160	148	12	4	4	19	22000	5.5	127	67	3.3	53	13
13...	267	117	99	87	12	12	10	2	...	6	23	14500	5.4	93	59	3.2	45	11
14...	*263	132	108	99	9	20	19	1	...	4	19	17500	5.1	106	63	3.4	44	8
15...	**237	125	105	80	25	18	16	2	...	2	10	...	4.3	111	73	2.8	15	3
17...	*158	64	64	64	13	27000	5.9	51	84	3.8	3	2
18...	*168	77	75	75	...	2	2	16	20000	5.4	54	92	4.0	3	2
19...	48	32	32	26	6	7	...	5.0	21	76	3.0	1	1
20...	166	85	83	75	8	2	2	16	17000	5.0	66	56	3.3	26	5
21...	77	39	34	30	4	5	5	5	...	4.6	29	76	4.2	8	...
22...	73	35	34	23	11	1	1	8	...	5.4	22	54	3.2	8	3
23...	164	59	53	39	14	1	1	19	14000	5.3	36	50	2.9	22	15
24...	198	76	55	40	15	21	21	16	14000	6.1	55	55	3.5	31	8
25...	*263	80	28	22	6	21	29	23	18	...	6.3	60	58	3.5	54	17
J-17...	*7291	3543	3046	2657	389	465	252	213	...	32	283	16500	4.8	3127	61	3.0	770	298
1...	125	87	87	67	20	84	58	2.0	...	3
2...	86	61	61	27	34	1	55	45	2.4	3	8
3...	152	88	88	84	4	87	62	2.7	7	7
4...	209	128	118	118	...	10	7	3	1	126	62	2.4	5	5
5...	160	100	52	38	14	48	14	34	6	14500	4.0	91	47	2.6	14	5
6...	*157	78	71	64	7	7	7	7	...	4.9	67	51	3.1	19	5
7...	*180	84	63	63	...	16	4	12	...	5	4	74	84	3.1	25	8
8...	*219	95	73	62	11	22	...	22	4	87	56	2.7	7	3
9...	*241	82	59	56	3	23	12	11	14	16000	4.6	66	56	3.6	30	14
10...	249	98	89	88	1	9	9	9	21000	3.9	87	61	3.7	46	11
11...	433	206	200	155	45	6	5	1	17	13500	5.1	183	55	3.1	68	23
12...	258	138	131	103	28	5	5	13	16500	5.5	121	52	2.8	20	9
13...	*318	163	133	110	23	30	10	20	10	...	4.9	146	58	2.5	21	11
14...	*365	153	129	103	26	24	12	12	17	...	4.8	128	75	3.2	92	24
15...	34	20	19	19	2	18	61	3.2	1	...
16...	*339	146	137	136	1	8	7	1	6	8500	3.5	129	72	3.4	12	12
17...	163	81	61	36	25	18	6	12	...	2	5	...	5.8	74	40	2.5	12	9
18...	*235	104	100	93	7	4	4	8	...	4.6	93	71	2.8	53	13
19...	70	53	52	51	1	1	1	2	48	59	2.2
20...	35	25	22	16	6	3	2	21	47	3.0	2	1
22...	98	81	81	59	22	80	51	1.9	...	3
23...	32	21	21	1	20	58	3.0	6	...
24...	298	177	175	117	58	1	1	11	...	4.5	160	49	2.4	21	12
25...	*170	129	95	95	...	34	3	31	3	125	72	2.2	1	2
27...	146	54	33	33	...	15	14	1	5	...	4.6	47	58	3.9	33	7
28...	*145	45	40	39	1	5	5	15	20000	5.3	28	64	4.5	28	7
29...	277	122	102	99	3	18	16	2	...	2	25	19500	5.0	89	68	4.0	27	5
30...	172	67	61	61	...	6	6	15	16000	4.7	49	64	4.3	20	6
31...	239	80	52	51	1	28	24	4	9	...	4.9	67	56	3.9	33	12
32...	295	123	81	64	17	42	32	10	17	16000	5.1	97	53	3.6	49	17
33...	155	84	35	17	44	22	22	5	2	77	39	3.0	3	6
34...	194	65	49	48	1	13	11	2	...	3	10	7500	4.8	54	64	4.2	35	9
35...	131	49	34	34	...	15	9	6	12	17500	6.7	36	59	3.9	26	5
36...	158	60	57	54	3	2	2	1	16	...	4.3	42	65	4.2	29	7
37...	214	96	85	75	10	11	4	7	7	24000	4.3	83	64	3.8	8	6
38...	285	101	101	101	4	97	74	3.2	12	21
41...	254	199	199	199	3	191	75	2.4	2	2
J-18...	*4063	1783	1644	1440	204	124	94	30	...	15	286	15500	5.1	1379	61	3.6	116	117
1...	10	5	5	5	5	58	4.2
3...	245	133	95	85	10	38	14	24	14	19000	4.6	104	53	3.3	...	6
4...	232	114	92	92	...	22	22	20	11500	5.0	81	61	4.1	5	6
5...	446	182	144	132	12	35	29	6	...	3	30	10500	5.0	147	63	4.0	12	11
6...	455	163	159	148	11	4	4	22	18000	5.7	133	71	4.0	25	16
7...	*4
8...	338	114	114	110	4	27	18000	5.4	82	67	4.2	10	16
9...	329	155	152	131	21	3	3</									

Table 2.—CHARACTERISTICS OF HOUSING UNITS, BY BLOCKS: 1960—Con.

["Total population" contains no persons in group quarters unless preceded by asterisk; one asterisk (*) denotes less than 10 percent; two asterisks (**), 10 percent or more]

Blocks within census tracts	Total population	All housing units by condition and plumbing								Occupied housing units								
		Sound				Deteriorating				Dilapidated	Owner occupied			Renter occupied			Occupied by non-white	1.01 or more persons per room
		Total	With all plumbing facilities	Lacking some or all facilities	Total	With all plumbing facilities	Lacking some or all facilities	Total	Average value (dollars)		Average number of rooms	Total	Average contract rent (dollars)	Average number of rooms				
60...	177	261	13	9	4	248	1	158	89	...	4	136	25	1.3	82	8
61...	212	224	20	...	20	40	1	39	...	164	2	172	26	1.3	24	10
62...	**4088	58	58	58	1	56	100	5.1	1	6
63...	8	4
K-2.....	*7021	7978	5663	1100	4563	2117	79	2038	...	198	64	15000	3.7	5763	36	1.3	407	250
2...	*319	304	304	18	286	295	41	1.2	12	2
3...	27	29	29	...	29	24	39	2.0
7...	99	138	136	62	74	2	2	77	47	1.3	...	7
20...	2	4
30...	91	88	88	...	88	86	24	1.0	...	4
31...	280	307	307	1	306	268	22	1.0	28	6
34...	129	132	132	2	130	1	115	34	1.1	2	4
35...	1	1
36...	3	4
39...	*579	689	689	65	624	1	551	35	1.0	9	16
40...	163	328	41	...	41	287	1	286	155	28	1.0	23	5
41...	94	144	140	13	127	4	73	28	1.3	9	5
42...	71	128	2	1	1	126	2	124	66	25	1.2	9	1
43...	218	282	89	3	86	193	3	190	204	30	1.1	15	6
44...	134	172	150	2	148	21	1	20	...	1	128	43	1.1	3	3
45...	125	130	130	88	42	1	115	53	1.2	3	4
46...	210	324	320	94	226	4	...	4	6	...	1.2	195	50	1.0	1	7
48...	148	198	198	20	178	137	34	1.1	10	8
49...	63	71	46	...	46	25	...	25	46	32	1.3	3	5
50...	528	613	439	145	294	174	...	174	410	39	1.3	8	24
51...	50	102	102	...	102	44	30	1.0	1	3
54...	170	192	116	11	105	76	...	76	2	150	23	1.3	13	3
55...	25	44	44	1	43	25	23	1.0
56...	149	201	151	...	151	50	...	50	145	24	1.0	9	1
57...	292	298	222	53	169	45	2	43	...	31	2	266	31	1.2	8	6
58...	197	142	142	65	77	2	116	42	2.1	33	9
59...	189	156	156	59	97	5	...	3.0	136	42	1.8	19	6
60...	225	165	120	40	80	45	3	42	4	142	35	1.9	48	11
61...	277	312	312	7	305	1	260	38	1.0	4	11
62...	561	784	203	...	203	479	12	467	...	102	491	35	1.0	28	27
63...	95	114	55	7	48	59	88	43	1.0	1	4
64...	346	490	474	107	367	16	16	3	299	43	1.2	4	9
65...	30	47	46	13	33	1	1	27	43	1.2	...	1
66...	57	160	160	...	160	57	32	1.0	1	...
67...	24	10	8	8	...	2	2	7	52	4.6	5	1
68...	230	119	119	72	47	1	...	4.5	99	44	2.9	33	11
69...	121	38	38	29	9	5	...	4.0	33	52	3.5	26	11
70...	112	47	47	21	26	2	44	49	2.7	9	8
71...	178	68	65	63	2	3	1	2	10	...	5.1	51	46	3.7	28	13
73...	153	168	167	26	141	1	2	138	41	1.4	...	2
74...	22	22	22	1	21	16	38	1.2	...	1
75...	59	58	58	...	58	57	28	1.1	1	...
76...	42	31	25	9	16	6	6	4	22	43	1.9	...	1
78...	17	5	1	1	...	4	4	1	4	1
79...	30	14	7	7	...	7	7	14	54	3.2	...	2
80...	15	13	13	1	12	12	38	1.9	...	1
81...	71	92	92	1	91	69	38	1.1	1	...
K-3.....	*4979	3352	483	323	160	2275	493	1782	...	594	116	14500	4.7	2409	35	2.2	840	264
1...	230	299	18	15	3	281	12	269	4	134	34	1.7	115	17
2...	159	159	18	18	...	141	27	114	7	...	5.1	82	38	2.3	75	4
3...	169	71	26	26	...	43	42	1	2	10	4.5	51	53	4.2	48	7
4...	4	4
5...	2	1
6...	172	213	27	7	20	155	2	153	...	31	1	142	26	1.3	20	6
7...	111	127	26	2	24	101	...	101	95	26	1.1	1	7
8...	**268	114	114	1	113	71	18	1.0	2	2
9...	169	81	32	32	...	49	4	45	5	...	5.2	69	35	2.7	11	7
10...	102	19	19	19	3	16	54	5.3	12	9
11...	152	165	73	...	73	...	92	144	20	1.1	115	2
12...	83	70	3	3	...	50	3	47	...	17	1	63	22	1.4	16	1
13...	14	6	6	6	6	36	3.2	3	1
14...	243	170	13	12	1	157	30	127	2	151	31	1.9	65	14
15...	64	35	7	28	28	5	...	5.6	23	44	3.3	17	2
16...	28	30	30	...	30	27	16	1.0	...	1
17...	16	36	36	12	24	12	43	3.0	6	...
18...	23	9	9	6	3	8	52	3.5	6	2
19...	270	284	55	15	40	229	25	204	1	165	33	1.7	34	22
20...	158	107	15	15	...	92	12	80	5	...	4.2	86	35	2.2	33	8
21...	336	412	14	6	8	278	80	198	...	120	271	33	1.6	29	10
25...	239	98	1	1	...	94	33	61	...	3	4	89	42	2.6	32	19
26...	180	54	13	13	...	38	38	3	3	49	54	4.3	29	8
27...	149	74	1	1	...	53	7	46	...	20	2	61	42	2.9	17	11
28...	19	5	3	3	...	2	...	2	2	3	2	1
30...	12	8	1	...	1	8	23	1.5	...	1
31...	11	7	6	6	...	1	...	1	2	4	2	...
32...	106	36	36	35	1	7	...	4.6	27	49	4.0	7	5
33...	304	124	69															

Table 2.—CHARACTERISTICS OF HOUSING UNITS, BY BLOCKS: 1960—Con.

["Total population" contains no persons in group quarters unless preceded by asterisk; one asterisk (*) denotes less than 10 percent; two asterisks (**), 10 percent or more]

Blocks within census tracts	Total population	All housing units by condition and plumbing									Occupied housing units								
		Total	Sound			Deteriorating			Dilapidated	Owner occupied			Renter occupied			Occupied by non-white	1.01 or more persons per room		
			Total	With all plumbing facilities	Lacking some or all facilities	Total	With all plumbing facilities	Lacking some or all facilities		Total	Average value (dollars)	Average number of rooms	Total	Average contract rent (dollars)	Average number of rooms				
37...	131	53	34	10	24	...	19	1	52	47	2.9	28	9	
38...	*80	56	31	...	31	21	3	18	...	4	49	35	1.7	4	3	
39...	106	56	10	10	46	3	39	43	3.2	13	5	
40...	44	33	3	1	1	29	1	29	33	2.7	6	...	
41...	4	4	
42...	78	27	18	...	18	9	5	...	4.2	20	49	3.9	14	5	
43...	17	8	2	...	2	6	3	4	3	...	
44...	198	53	1	1	52	7	...	5.1	42	52	4.6	8	13	
45...	89	45	1	...	1	...	24	24	...	20	1	43	56	2.3	22	9	
47...	*113	35	1	...	1	...	34	34	8	...	5.3	27	55	4.3	7	7	
48...	24	8	2	2	6	7	44	4.0	...	2	
K-4.....	*1402	577	124	68	56	113	87	26	...	340	22	15000	4.5	471	41	2.6	226	149	
1...	33	45	1	...	1	44	26	33	1.3	16	1	
2...	43	50	50	5	45	26	46	1.9	26	...	
3...	**10	
6...	39	16	4	...	4	...	12	3	...	9	2	10	35	2.8	3	4	
7...	324	102	102	97	52	2.4	95	53	
8...	87	33	18	...	9	...	10	2	...	8	5	23	42	3.4	15	6	
12...	*156	59	15	...	15	...	17	17	27	2	...	54	37	2.7	17	17	
13...	34	36	36	31	22	1.1	1	3	
14...	129	39	39	38	29	1.4	34	25	
20...	6	17	1	...	1	16	1	3	1	
21...	18	12	12	12	12	35	2.6	...	1	
22...	11	11	11	11	19	1.3	
23...	10	4	
24...	122	40	14	...	14	...	12	11	...	1	14	5	...	34	51	4.0	5	9	
25...	65	18	6	...	6	12	3	15	52	3.9	6	4	
26...	47	16	15	10	5	...	7	1	15	39	3.5	2	2	
27...	24	10	3	...	3	7	1	8	43	3.8	
30...	40	11	1	...	1	10	11	40	3.4	1	5	
34...	26	16	12	12	4	16	33	2.3	1	1	
35...	74	17	3	...	3	...	6	6	...	8	2	15	48	4.9	1	5	
38...	99	23	7	...	7	...	14	12	...	2	2	21	42	4.0	1	9	
40...	5	2	
K-5.....	8	2	
41...	2	1	
56...	6	1	
K-6.....	*2204	827	343	339	4	335	268	67	...	149	67	16000	5.0	699	51	3.5	119	137	
2...	17	8	8	8	1	7	44	3.1	1	2	
3...	63	23	9	...	9	...	14	14	1	21	48	4.0	10	2	
4...	60	24	16	...	15	...	8	8	6	14500	4.5	17	62	3.6	9	1	
5...	236	104	10	...	8	...	92	52	...	40	2	90	43	3.3	11	16	
6...	79	18	3	...	3	...	2	2	13	17	39	4.6	2	8	
7...	40	20	5	...	5	...	15	12	...	3	2	16	62	3.2	3	2	
8...	108	36	7	...	7	...	29	29	1	35	52	3.5	6	11	
9...	14	11	2	...	1	...	9	1	...	8	11	36	1.8	
10...	27	8	6	...	6	...	2	2	1	6	46	3.7	3	1	
13...	52	17	1	...	1	...	4	4	12	3	...	13	47	3.5	...	5	
14...	120	48	22	...	22	...	16	16	10	7	14000	4.6	36	56	3.9	6	3
15...	62	25	15	...	15	...	10	10	24	51	4.8	2	3	
17...	25	5	5	5	5	55	6.0	1	...	
18...	40	12	6	6	6	1	11	47	3.5	4	3	
30...	2	1	
32...	88	30	6	...	6	...	4	1	...	3	20	28	35	1.5	1	4	
33...	84	26	4	...	4	...	16	16	3	20	72	4.3	7	5	
34...	296	98	62	...	62	...	29	29	9	13000	4.4	83	60	4.0	16	20	
35...	*269	85	58	...	58	...	18	15	...	3	9	...	5.3	71	58	4.0	5	14	
36...	223	59	39	...	39	...	16	16	4	1	...	54	59	4.2	24	19	
37...	1	1	
39...	8	3	
46...	103	45	28	...	28	...	14	12	...	2	3	10	17500	5.3	29	60	3.8	4	3
48...	59	29	21	...	21	...	7	7	1	6	26000	6.0	17	62	4.2	1	1
51...	64	77	12	...	12	...	9	2	...	7	56	1	...	74	34	1.4	1	9	
52...	37	8	7	...	7	...	1	1	2	6	62	5.5	2	2	
53...	27	6	6	...	6	1	4	4	
L-1.....	*11810	3735	3399	3294	105	277	266	11	...	59	1376	13500	5.1	2188	62	4.1	759	611	
5...	4	2	
7...	3	3	
8...	13	6	...	6	1	5	205	2.8	
9...	62	18	9	...	9	...	9	9	7	...	4.7	10	53	4.4	...	4	
10...	88	29	26	...	26	...	3	3	15	12500	5.1	12	55	4.0	2	6	
11...	111	41	34	...	34	...	7	7	12	10500	4.7	28	76	4.2	1	4	
16...	127	43	39	...	39	...	4	3	...	1	18	11500	5.6	20	57	4.5	2	3	
17...	104	43	37	...	37	...	5	5	20	14000	5.2	21	61	4.0	...	2	
18...	106	34	34	...	34	24	14500	5.3	10	87	5.0	
19...	75	25	24	...	24	...	1	1	18	16000	4.7	7	77	3.1	...	3	
22...	159	55	41	...	40	...	14	12	...	2	19	14000	4.7	34	82	4.4	8	7	
23...	213	72	63	...	59	...	9	9	21	14500	5.6	48	63	3.5	12	9	
24...	*174	59	56	...	56	...	1	1	21	12000	5.4	36	83	4.1	2	5	
25...	129	40	33	...	33	...	7	7	15	15000	5.3	22	105	4.0	2	5	
26...	98	38	25	...	25	...	13	12	...	1	10	...	4.9	24	60	4.1	10	4	

Table 2.—CHARACTERISTICS OF HOUSING UNITS, BY BLOCKS: 1960—Con.

["Total population" contains no persons in group quarters unless preceded by asterisk; one asterisk (*) denotes less than 10 percent; two asterisks (**), 10 percent or more]

Blocks within census tracts	Total population	All housing units by condition and plumbing									Occupied housing units							
		Total	Sound			Deteriorating			Dilapidated	Owner occupied			Renter occupied			Occupied by non-white	1.01 or more persons per room	
			Total	With all plumbing facilities	Lacking some or all facilities	Total	With all plumbing facilities	Lacking some or all facilities		Total	Average value (dollars)	Average number of rooms	Total	Average contract rent (dollars)	Average number of rooms			
27...	54	14	13	13	...	1	1	5	...	4.8	8	60	4.0	7	4
30...	23	7	7	5	2	1	6	43	3.8	...	2
31...	1	1
34...	16	7	7	3	4	1	10	38	2.4	3	...
35...	42	21	18	17	1	3	3	6	23000	4.8	7	63	4.2
38...	90	30	29	29	...	1	...	1	22	14000	...	25	67	4.2	1	5
39...	132	60	60	56	4	15	15500	5.5	25	57	4.2	7	4
40...	141	51	51	51	26	13000	5.3	21	63	4.5	2	4
41...	162	58	58	57	1	21	14000	5.3	34	65	4.4	1	4
42...	*123	41	41	41	21	12500	5.0	19	60	4.6	1	2
43...	129	48	46	45	1	1	1	1	22	10000	5.1	25	64	4.0	7	25
44...	259	53	53	53	53	4.0	52	4	15
45...	169	40	40	40	40	54	3.9	39	1
46...	61	31	31	31	11	14000	5.3	18	73	3.5	4	1
47...	149	46	42	42	...	4	4	15	17000	5.2	27	62	4.1	4	7
48...	19	8	6	6	...	2	2	4	4	1	1
49...	115	41	41	41	20	13500	5.4	21	63	4.2	...	3
50...	81	30	28	28	...	2	1	1	14	15000	5.6	16	48	3.9	4	...
51...	58	29	29	29	16	19500	4.5	10	261	4.5	3	1
52...	60	25	24	24	...	1	...	1	17	14000	4.9	6	72	4.2	2	1
54...	103	34	28	28	...	6	6	15	15000	4.6	16	65	3.6	2	8
55...	76	36	36	36	14	16000	5.1	22	58	4.5
56...	144	52	52	51	1	24	11500	5.4	28	66	4.2	3	3
57...	37	13	13	13	8	13500	5.6	4	1	1
58...	132	39	39	39	24	16000	5.7	15	79	5.3	5	3
59...	154	44	43	43	...	1	1	21	13500	5.8	21	78	4.7	9	7
60...	**49	19	17	17	2	11	15000	4.8	4	1	...
65...	10	4
69...	94	37	37	27	10	6	15500	6.0	25	59	4.0	3	5
70...	*214	56	56	53	3	26	13500	5.1	25	60	4.4	17	11
71...	85	22	22	22	13	13500	5.5	9	56	4.8	14	4
73...	125	35	29	29	6	11	10000	4.5	23	56	3.9	4	11
74...	247	65	53	52	1	9	8	1	...	3	41	11500	5.0	23	64	4.5	15	17
75...	188	60	55	54	1	4	4	1	31	10000	4.8	27	67	4.3	5	9
76...	142	50	41	41	...	7	6	1	...	2	26	13500	4.9	23	59	4.3	3	4
77...	185	52	31	31	...	19	19	2	31	12000	5.3	20	59	4.2	...	6
78...	205	83	75	75	...	8	8	57	13000	5.0	25	66	4.2	1	1
79...	187	67	46	44	2	21	20	1	48	13500	4.9	19	62	4.1	1	5
80...	189	68	59	58	1	9	9	44	13500	5.5	24	72	4.3	1	2
81...	128	48	46	46	...	1	1	1	20	16500	5.9	26	66	4.1	1	3
82...	63	26	23	23	...	3	3	8	...	4.9	17	58	3.8	...	2
83...	108	44	40	38	2	4	4	13	9500	5.5	25	54	3.8	...	3
84...	93	41	40	40	...	1	1	19	12000	5.8	21	54	3.5	...	3
85...	228	80	73	72	1	7	7	36	9000	4.7	41	65	4.4	...	6
86...	164	57	49	49	...	8	8	26	17500	4.8	31	70	3.8	...	1
87...	273	101	100	100	...	1	1	52	11500	5.4	45	61	3.9	7	6
88...	239	84	83	79	4	1	1	56	12500	5.4	25	68	3.8	3	3
89...	286	90	69	67	2	13	13	8	44	12500	5.0	44	89	4.2	2	12
90...	150	56	42	42	...	7	6	1	...	7	26	12000	4.8	27	66	4.3	4	7
91...	151	52	33	32	1	17	17	2	23	15000	5.5	29	61	3.9	1	3
92...	81	25	16	16	...	8	8	1	14	12500	5.5	9	78	4.7	1	5
93...	142	27	25	25	...	2	2	1	26	57	4.7	21	15
94...	*1061	237	231	231	...	5	5	1	8	9000	5.1	228	53	4.0	172	106
97...	23	7	7	7	1	5	177	3.8	2	2
98...	101	27	25	24	1	2	2	6	...	4.3	18	53	4.7	14	6
99...	153	87	75	29	46	12	12	18000	4.6	55	40	2.3	23	9
100...	2	1
117...	68	18	6	6	...	6	6	6	6	11000	5.3	12	41	4.3	...	3
118...	7	4
119...	784	193	193	193	16	...	4.0	174	54	4.1	122	69
120...	553	142	140	140	...	2	2	15	12000	4.9	122	51	4.1	72	42
121...	154	37	35	34	1	1	1	1	6	13000	5.5	29	54	4.0	7	11
122...	413	109	109	102	7	14	13000	4.7	94	53	3.8	20	35
123...	150	44	37	37	...	7	7	13	13000	5.1	30	70	4.3	8	8
124...	157	53	51	51	...	2	2	25	13000	4.8	24	55	4.9	1	3
126...	162	60	57	57	...	3	3	23	13500	5.1	35	61	3.9	1	1
L-2....	*10216	3093	2656	2554	102	382	328	54	...	55	940	14000	5.3	2042	62	4.0	153	469
1...	15	4
2...	*121	46	46	46	19	17500	5.7	26	60	3.8	...	1
3...	113	42	34	34	...	8	8	19	14000	5.1	19	67	4.4	1	5
11...	134	63	6	6	...	54	21	33	...	3	6	...	5.2	54	48	2.8	1	5
12...	*167	43	28	27	1	13	13	2	6	...	6.5	34	64	5.0	5	8
13...	47	14	9	9	...	3	3	2	11	70	3.4	4	4
18...	23	6	2	2	4	6	53	4.5	6	...
21...	54	13	6	6	...	7	7	4	8	71	5.0	4	5
25...	160	48	48	48	13	19500	5.0	35	62	4.5	6	5
26...	18	3
28...	33	14	14	14	8	14000	5.4	6	133	4.3	...	1
29...	148	49	49	48	1	14	12000	6.1	33	55	4.4	2	8
30...	301	111	109	106	3	2	2	46	14000	5.1	61	65	4.1	6	13
31...	139	48	48	48	22	14000	5.3	25	70	4.8	...	4
32...	91	30	30	30	17	10000	4.7	13	55	4.2	1	4
33...	131	47	47	47	25	14500	5.2	20	68	4.4	3	4
34...	125	41	40	40	...	1	1	29	12000	5.2	11	68	4.6	2	2
36...	64	18	7	7	...	7	7	4	5	...	5.4	13	67	4.2	2	4
40...	*142	42	22	19	3	20	13	7	4	38	55	4.2	8	5

Table 2.—CHARACTERISTICS OF HOUSING UNITS, BY BLOCKS: 1960—Con.

["Total population" contains no persons in group quarters unless preceded by asterisk; one asterisk (*) denotes less than 10 percent; two asterisks (**), 10 percent or more]

Blocks within census tracts	Total population	All housing units by condition and plumbing									Occupied housing units							
		Total	Sound			Deteriorating			Dilapidated	Owner occupied			Renter occupied			Occupied by non-white	1.01 or more persons per room	
			Total	With all plumbing facilities	Lacking some or all facilities	Total	With all plumbing facilities	Lacking some or all facilities		Total	Average value (dollars)	Average number of rooms	Total	Average contract rent (dollars)	Average number of rooms			
								With flush toilet										No flush toilet
12...	390	92	92	91	1	12	...	4.3	80	52	4.1	57	3.9
13...	136	31	31	30	1	10	...	4.9	21	52	3.8	2	13
14...	229	50	50	50	12	...	3.8	37	71	4.1	9	21
15...	86	23	23	22	1	13	11000	5.2	10	120	3.8	4	4
16...	191	49	46	46	32	12500	5.6	17	96	4.2	3	15
36...	**13	2
38...	**6	1
52...	**4	2
53...	7	1
54...	*28	5	2	1	1	3	3	1	4	1	3
71...	*196	55	36	36	...	18	18	33	14000	5.1	22	56	4.2	18	8
72...	*188	53	15	15	...	35	34	1	27	11000	5.0	26	34	4.0	14	13
73...	94	25	12	12	...	13	13	14	11500	5.1	11	58	5.0	5	3
75...	26	9	1	1	...	8	8	9	41	4.3
76...	**57	18	4	4	...	14	14	8	17500	5.9	10	52	3.8	5	...
77...	76	27	23	23	...	2	2	3	24	57	4.7	9	1
78...	*128	38	35	35	16	14000	5.0	19	70	4.6	14	7
79...	*152	50	50	50	31	15000	5.2	18	45	3.9	9	8
80...	165	56	53	53	...	3	3	23	12500	5.2	30	62	4.3	11	6
82...	68	23	11	11	...	10	10	10	19500	5.9	9	46	4.3	6	1
86...	18	6	3	3	...	2	2	2	4	3	1
94...	3
104...	29	10	5	5	...	2	2	3	7	53	4.0	1	2
108...	44	13	13	13	12	18000	5.4	1	1	1
109...	31	10	10	10	7	12000	4.9	3
110...	87	26	26	26	21	13500	4.7	5	...	3.6	7	4
111...	249	57	53	53	...	4	4	44	13500	5.2	13	76	4.8	41	12
112...	76	19	11	11	...	8	7	1	6	13500	5.0	12	63	4.2	13	5
113...	157	44	32	30	2	12	12	20	12500	5.3	24	65	4.3	14	8
114...	84	28	25	25	...	3	3	19	13500	5.6	8	57	3.8	8	...
115...	72	22	15	15	...	6	6	12	14000	5.1	10	54	3.7	8	3
117...	64	24	24	23	1	23	17000	5.1	1
118...	136	39	39	39	34	16500	5.2	5	149	5.6	7	...
119...	66	19	19	18	1	17	18500	5.5	2	9	2
120...	89	26	26	26	24	16500	5.2	2	7	2
122...	77	25	20	20	...	4	2	2	10	11000	5.4	14	56	4.3	6	2
124...	117	35	21	21	...	14	14	21	13000	5.1	14	78	4.8	5	4
125...	278	69	66	66	...	3	3	62	15500	5.1	7	91	5.0	39	8
126...	169	54	52	52	...	2	2	42	19000	5.5	12	70	3.8	18	...
127...	91	28	28	28	14	16000	5.5	13	62	4.5	...	2
128...	93	39	38	38	...	1	1	13	23000	4.9	26	51	3.8	3	2
129...	*155	58	45	45	...	13	13	23	12000	5.4	31	62	4.4	2	6
130...	161	55	43	43	...	12	12	35	12500	4.9	19	65	3.9	3	5
131...	**530	86	82	82	...	4	4	83	15000	5.2	3	54	15
132...	*165	49	37	37	...	12	12	33	14500	5.5	16	69	4.1	12	4
133...	95	40	25	25	...	15	15	9	12000	5.8	28	56	3.2	2	6
134...	179	61	46	46	...	15	15	32	13500	5.3	27	67	4.1	9	3
135...	49	19	15	15	...	3	3	16	10500	5.2	3	1	1
136...	175	49	44	44	...	5	5	40	14500	5.1	9	71	4.8	11	5
137...	170	43	43	43	42	15000	5.1	1	18	5
138...	221	49	49	49	43	16500	5.3	6	77	4.0	39	11
139...	*198	53	52	52	...	1	1	45	15000	5.0	6	75	3.0	28	14
140...	172	48	48	48	44	15500	5.3	4	14	4
141...	143	44	44	44	40	15500	5.2	3	2	3
142...	270	90	81	81	...	5	5	80	15500	5.2	9	71	3.9	1	2
143...	185	56	56	56	48	17000	5.4	8	71	4.8	...	2
144...	157	54	54	54	50	16000	5.4	3	1	1
145...	223	61	61	61	55	16500	5.2	6	98	5.2	13	11
146...	44	15	15	15	13	17500	4.8	2	1	1
147...	85	28	24	24	...	4	4	23	14000	4.9	5	77	3.8	2	3
148...	150	45	41	41	...	3	3	36	14000	4.9	9	67	4.6	5	6
150...	99	36	32	32	...	3	3	22	15500	5.3	14	71	5.0	3	1
151...	84	29	24	24	...	5	4	1	6	...	4.8	17	104	5.2	6	4
154...	21	9	7	7	...	2	2	3	4
155...	41	19	13	13	...	6	6	6	...	4.3	12	68	4.2	1	1
156...	64	23	21	21	...	2	2	20	14000	5.1	3	3	...
157...	32	12	12	12	8	16000	4.8	4	1
158...	396	132	126	123	3	5	5	111	17500	5.1	20	119	3.6	...	2
159...	108	37	37	37	33	17500	5.1	3	3
160...	113	37	32	32	...	4	4	20	16000	5.5	16	76	4.4	1	1
161...	64	22	20	20	...	2	2	16	14500	5.3	6	69	3.0	1	4
162...	111	31	22	22	...	7	7	24	14000	5.0	6	51	4.3	1	1
163...	53	18	16	16	...	2	2	13	12500	4.9	5	68	4.4	1	1
164...	50	17	14	14	...	3	3	12	12000	4.6	5	72	3.8	4	1
165...	133	38	33	33	...	1	1	26	12000	5.1	12	69	4.6	9	2
166...	119	40	23	23	...	15	15	21	10500	4.7	18	68	4.3	5	6
167...	89	35	29	29	...	6	6	17	14000	4.7	14	56	4.2	2	2
168...	58	16	15	15	5	13000	7.2	11	66	4.2	4	3
169...	22	9	8	8	...	1	1	3	6	61	4.7	1	...
170...	13	6	6	6	2	4	1	...
174...	8	4
175...	171	51	51	49	2	39	18500	5.4	11	59	3.6	1	4
176...	113	43	40	40	...	3	3	33	16500	4.8	10	82	4.2	1	...
177...	11	4
179...	164	47	44	44	...	3	3	39	15500	5.2	8	64	4.3	1	4
180...	27	8	6	6	...	2	2	4	4
181...	14	6	6	6	5	19000	5.4	1

Table 2.—CHARACTERISTICS OF HOUSING UNITS, BY BLOCKS: 1960—Con.

["Total population" contains no persons in group quarters unless preceded by asterisk; one asterisk (*) denotes less than 10 percent; two asterisks (**), 10 percent or more]

Blocks within census tracts	Total population	All housing units by condition and plumbing										Occupied housing units						
		Total	Sound			Deteriorating			Dilapidated	Owner occupied			Renter occupied			Occupied by non-white	1.01 or more persons per room	
			Total	With all plumbing facilities	Lacking some or all facilities	Total	With all plumbing facilities	Lacking some or all facilities		Total	Average value (dollars)	Average number of rooms	Total	Average contract (dollars)	Average number of rooms			
								With flush toilet										No flush toilet
182...	156	50	46	46	...	2	2	2	39	15500	4.7	11	74	5.4	...	2
183...	9	3
186...	25	10	10	10	7	16000	4.6	3
187...	53	21	16	16	...	5	5	10	11500	4.7	11	66	4.3
188...	135	36	34	34	...	1	1	1	31	12500	5.0	8	7	5
189...	72	27	26	26	1	19	13000	5.0	8	68	4.3	6	...
190...	87	22	22	22	16	11500	5.1	6	76	6.7	15	3
191...	78	26	21	21	...	3	3	2	15	13500	5.0	11	56	4.5	11	2
194...	71	20	17	17	...	3	3	11	14000	5.8	6	58	5.0	6	3
195...	27	9	8	8	...	1	1	8	14000	5.4	1	5	1
196...	32	12	11	11	...	1	1	7	11500	5.3	5	81	5.4	...	1
197...	2	1
L-5-A...	*21931	5625	5098	5055	43	492	474	18	...	35	1383	14000	5.3	3974	56	4.0	3562	1717
6...	4	4
7...	2	3
25...	7	4
36...	6	5	5	5	...	1.2
45...	*1986	659	359	359	...	299	296	3	...	1	15	18500	4.5	484	56	3.9	107	123
55...	9	7	7	2	5	7	31	1.9	1	...
65...	777	138	135	134	1	2	2	1	7	11500	4.3	130	59	4.8	102	71
66...	*1079	196	135	134	1	60	59	1	...	1	5	10500	6.2	188	57	4.6	170	102
67...	50	18	17	16	1	1	1	5	14000	6.2	12	46	3.9	5	1
68...	70	24	22	22	...	1	1	1	8	13000	4.3	14	56	4.6	8	5
72...	14	8	8	8	6	9500	4.5	5
73...	90	32	31	30	1	1	10	13000	4.7	17	58	4.9	10	5
74...	71	17	16	16	1	10	11500	5.5	5	79	5.6	12	4
75...	463	92	92	92	3	89	58	4.4	82	49
81...	2	1
82...	32	14	11	11	...	1	1	2	10	10000	4.8	2	3	2
83...	150	46	45	45	1	31	12000	5.4	10	74	4.5	26	6
84...	157	47	41	41	...	5	5	1	32	13500	5.0	14	62	4.6	22	10
85...	89	36	30	30	...	6	6	24	12500	5.0	11	59	4.7	17	2
86...	28	10	7	7	...	3	3	5	...	5.2	5	60	4.6	5	...
87...	114	31	26	26	...	5	5	20	12000	5.6	11	53	4.8	19	4
88...	302	69	69	69	1	68	62	4.0	62	33
89...	24	12	6	5	1	4	4	2	8	8500	3.5	2
90...	**29	14	14	14	2	8	68	3.0	9	3
91...	14	9	5	5	...	4	4	2	7	40	3.0
92...	697	127	127	127	3	124	56	4.5	124	72
93...	2726	582	581	576	5	1	1	14	15000	5.2	564	59	4.2	435	269
94...	2938	740	737	734	3	2	2	1	22	15000	4.4	710	52	3.8	610	275
95...	156	48	48	45	3	31	13500	5.2	15	69	4.5	18	6
96...	152	42	42	42	27	13500	5.7	15	64	4.9	15	5
97...	136	48	48	48	17	15000	5.2	27	57	3.9	11	4
98...	42	14	13	13	1	11	16500	4.9	2	2	3
99...	25	7	5	5	...	2	2	2	5	71	4.8
100...	174	48	45	44	1	2	2	1	35	15500	5.4	12	58	3.9	20	8
101...	177	52	49	48	1	3	3	40	13500	5.2	11	64	4.1	23	9
102...	453	109	109	109	28	13000	5.3	81	53	4.1	89	37
103...	435	96	96	95	1	94	52	3.8	85	45
104...	176	45	43	43	2	32	15500	5.3	13	59	4.1	27	11
106...	*136	43	41	41	...	2	2	23	13000	5.3	15	63	4.9	10	6
107...	163	48	48	48	36	16500	5.3	12	50	4.3	21	4
108...	685	186	184	182	2	2	2	5	14500	4.0	174	51	3.3	175	68
109...	2278	544	543	542	1	1	1	10	13500	4.1	529	53	3.8	460	227
110...	844	170	170	165	5	17	17000	5.3	152	57	4.0	157	94
111...	6	1
112...	56	15	14	14	...	1	1	10	14000	5.6	5	...	3.6	15	5
113...	166	44	44	41	3	38	15000	5.6	5	...	2.6	40	8
114...	163	48	47	45	2	1	1	29	14500	5.6	15	55	4.1	34	6
115...	201	56	54	54	...	2	2	34	13000	5.5	21	67	4.0	36	8
116...	151	52	52	47	5	29	16500	4.9	21	49	4.6	15	3
117...	94	36	36	36	27	12500	5.1	6	66	4.3	4	2
118...	**112	29	29	29	22	15500	5.8	7	48	3.4	8	3
119...	119	38	30	30	...	4	4	4	22	16500	5.7	16	55	3.6	16	3
120...	230	61	60	57	3	1	1	39	15000	5.8	21	58	4.0	35	11
121...	132	37	32	32	...	5	3	2	26	12500	5.6	11	58	4.8	24	5
122...	140	45	43	41	2	2	2	36	15000	5.3	8	53	3.8	28	6
123...	14	3
126...	15	5	5	5	4	1	2	...
127...	183	48	42	42	...	4	4	2	36	15000	5.4	10	50	3.3	39	12
128...	161	51	44	44	...	7	5	2	37	15000	5.2	11	105	4.8	30	5
129...	148	50	48	48	...	2	2	39	15000	5.4	10	57	3.6	29	5
130...	208	65	63	63	...	2	2	30	14500	5.5	33	63	3.8	16	7
131...	97	27	26	26	...	1	1	18	13500	4.8	8	59	4.8	7	4
132...	41	15	14	14	...	1	1	8	12500	5.8	7	69	4.1	6	...
133...	165	53	43	43	...	10	10	38	16000	5.6	13	62	4.5	26	7
134...	189	48	47	47	...	1	1	38	14000	5.8	9	74	4.6	26	8
135...	157	46	45	45	...	1	1	30	14500	5.4	15	71	4.7	29	4
136...	51	16	15	15	...	1	1	9	10500	4.4	7	54	4.3	7	1
137...	7	2
141...	1	1
142...	45	17	17	17	13	15000	5.2	3	8	1
143...	154	48	46	46	...	2	2	37	15000	5.1	11	75	5.6	22	5
144...	*180	47	37	37	...	10	10	34	15000	5.7	12	57	4.0	18	5

Table 2.—CHARACTERISTICS OF HOUSING UNITS, BY BLOCKS; 1960—Con.

["Total population" contains no persons in group quarters unless preceded by asterisk; one asterisk (*) denotes less than 10 percent; two asterisks (**), 10 percent or more]

Blocks within census tracts	Total population	All housing units by condition and plumbing									Occupied housing units							
		Sound				Deteriorating				Dilapidated	Owner occupied			Renter occupied			Occupied by non-white	1.01 or more persons per room
		Total	With all plumbing facilities	Lacking some or all facilities	Total	With all plumbing facilities	Lacking some or all facilities		Total		Average value (dollars)	Average number of rooms	Total	Average contract rent (dollars)	Average number of rooms			
							With flush toilet	No flush toilet										
145...	41	13	13	13	10	15500	5.1	2	2	...
146...	126	44	37	37	...	7	7	36	14500	5.8	7	58	3.3	17	3
147...	147	44	38	38	...	6	6	29	14000	4.9	12	53	4.3	21	8
152...	2	1
156...	27	8	7	7	...	1	1	2	5	...	4.4	...	3
157...	133	38	36	35	...	2	2	36	14000	4.9	1	29	4
158...	107	28	28	28	27	13500	4.7	1	23	6
L-5-B...	*4831	1424	1332	1330	2	80	75	2	3	12	773	14000	5.2	612	59	3.9	314	262
6...	32	9	3	3	...	6	6	2	6	38	4.0	5	3
17...	51	16	16	16	10	15500	6.1	4	4	2
23...	12	4
24...	52	12	2	2	...	9	9	1	4	9	50	4.9	11	4
25...	90	25	23	23	...	1	1	1	14	11000	4.9	7	52	4.2	13	4
26...	55	15	15	15	12	12000	5.7	3	5	3
27...	9	2
28...	99	30	30	30	23	14000	5.5	7	57	4.3	7	3
29...	109	32	31	31	...	1	1	30	13500	5.2	1	18	4
30...	152	43	40	40	...	2	2	1	36	14000	4.9	6	76	5.0	29	6
31...	322	98	95	95	...	3	3	74	13500	5.0	23	61	4.1	49	15
32...	175	52	48	47	1	4	4	40	13500	5.2	10	55	3.8	33	9
33...	154	45	44	44	1	1	1	34	14500	4.9	11	74	4.6	16	5
34...	114	34	32	32	...	2	2	28	16000	5.5	6	59	4.3	14	6
35...	99	30	29	29	...	1	1	17	14500	5.2	13	64	4.3	6	4
36...	134	41	39	39	...	2	2	33	14000	5.2	8	44	3.9	11	2
37...	127	40	35	35	...	5	5	27	12500	5.5	11	46	3.9	20	4
38...	35	12	8	7	1	4	4	9	13000	4.4	3	1	1
40...	19	9	5	5	...	3	3	1	4	4	1	...
41...	23	11	8	8	...	2	2	1	5	10000	4.2	5	60	4.6
42...	37	12	11	11	...	1	1	5	...	5.4	5	51	3.4	5	3
43...	38	14	13	13	...	1	1	13	11000	4.8	1	6	1
44...	113	33	29	29	...	4	4	21	12500	5.1	12	63	4.9	14	3
45...	63	23	19	19	...	4	4	14	12500	5.0	9	57	4.9	5	2
46...	*11	1
47...	35	12	12	12	9	12000	5.2	3	1	2
48...	49	14	13	13	1	11	12500	4.8	2	19	92
50...	959	257	257	257	5	15500	3.8	249	51	3.8	19	92
52...	471	111	111	111	6	13500	3.2	104	56	3.9	11	44
53...	99	31	31	31	26	16000	5.3	2	1	5
54...	215	70	70	70	65	16000	5.6	5	99	5.2	...	2
55...	100	31	31	31	28	13000	5.1	3	1	2
56...	126	39	39	39	32	13000	5.0	7	73	4.3	...	5
57...	14	6	6	6	2	4
58...	305	92	68	68	...	18	18	6	40	14000	5.3	45	88	3.6	...	16
59...	57	22	22	22	19	13500	4.9	3	2	1
60...	72	20	20	20	18	15000	5.8	2	1
61...	54	21	21	21	20	15000	5.6	1	1
62...	86	23	23	23	19	15000	5.3	4	1	2
63...	61	24	24	24	17	14500	5.2	6	162	1.3	...	1
65...	...	3
66...	3	5	3	3	...	2	2	2
M-1.....	*2861	916	757	753	4	134	132	1	1	25	576	12500	5.2	302	69	4.3	109	103
2...	132	51	47	47	...	4	4	34	13500	5.4	17	64	3.8	...	3
3...	78	22	14	13	1	6	6	2	8	11500	4.9	13	67	5.0	4	1
4...	180	62	55	55	...	7	7	31	13000	5.9	30	73	4.8	...	3
6...	57	25	22	22	...	3	3	11	15000	5.7	14	63	3.6	...	3
7...	*116	38	38	38	18	15000	5.8	20	70	3.8	1	5
8...	160	51	36	36	...	14	1	30	13000	5.5	21	61	4.2	1	2
9...	121	40	32	32	...	8	8	25	12000	5.4	15	63	3.9	...	5
11...	49	15	12	12	...	1	1	2	6	12500	5.2	8	59	4.5	2	2
12...	*167	48	45	45	...	3	3	24	13500	5.6	24	53	3.7	...	4
13...	68	16	13	13	...	3	3	10	12000	6.2	6	70	5.8	5	4
14...	*84	24	21	21	...	3	3	13	11500	6.2	11	71	4.7	1	2
15...	18	8	8	8	5	16000	5.2	1
18...	54	19	18	18	...	1	1	15	12000	5.9	4	3	2
19...	66	21	18	18	...	2	2	16	10500	5.0	5	66	4.6	1	2
20...	52	15	6	6	...	4	3	1	...	5	9	6500	4.8	6	49	3.7	3	4
21...	137	36	27	27	...	8	8	1	23	10000	5.3	13	109	4.7	...	5
22...	46	16	15	15	...	1	1	13	12500	4.5	3	2	1
23...	27	8	8	8	8	17500	5.5	3	1
24...	3	1
25...	58	14	14	14	13	15500	5.3	8	3
26...	74	23	16	16	...	7	6	...	1	...	19	11500	4.6	3	2	4
28...	64	21	8	8	...	11	11	2	13	10000	5.5	6	49	4.5	6	4
29...	76	23	7	7	...	16	16	7	9000	5.4	16	63	4.1	6	2
30...	42	16	13	13	...	1	1	2	11	12000	5.0	2	4
31...	63	15	14	14	...	1	1	11	14500	5.0	4	4	4
32...	70	14	14	14	13	15000	5.2	1	6	6
33...	84	24	23	23	...	1	1	18	11500	5.1	5	...	4.4	4	4
34...	100	36	30	30	...	4	4	2	27	12500	4.6	8	71	4.1	3	4
35...	93	28	28	28	27	14500	5.1	1	7	2
39...	17	10	5	5	...	5	5	9	9500	4.7	1	...
41...	34	12	5	5	...	7	7	4	6	79	4.3	1	1
42...	79	30	26	26	...	2	2	2	14	14500	5.4	7	106	4.4	12	2
43...	30	14	13	12	1	1	1	8	14500	5.1	2	3	...

Table 2.—CHARACTERISTICS OF HOUSING UNITS, BY BLOCKS; 1960—Con.

["Total population" contains no persons in group quarters unless preceded by asterisk; one asterisk (*) denotes less than 10 percent; two asterisks (**), 10 percent or more]

Blocks within census tracts	Total population	All housing units by condition and plumbing									Occupied housing units							
		Total	Sound			Deteriorating			Dilapidated	Owner occupied			Renter occupied			Occupied by non-white	1.01 or more persons per room	
			Total	With all plumbing facilities	Lacking some or all facilities	Total	With all plumbing facilities	Lacking some or all facilities		Total	Average value (dollars)	Average number of rooms	Total	Average contract rent (dollars)	Average number of rooms			
							With flush toilet	No flush toilet										
44...	9	4
45...	51	24	22	20	2	2	2	15	14500	4.9	3	...	3	...
48...	*132	36	26	26	...	5	5	5	25	13000	4.8	11	54	3.8	8
50...	12	4
52...	33	8	7	7	...	1	1	2	5	90	3.8	...
53...	40	16	16	16	11	10500	4.2	4	3
54...	43	14	14	14	10	12500	4.6	4	1
55...	42	14	14	14	12	8500	4.8	2	2
M-2.....	*5674	1943	1639	1637	2	255	245	10	...	49	1088	11500	5.1	752	64	4.1	115	181
1...	100	35	33	33	...	2	2	17	11000	5.2	18	59	4.1	...
3...	156	48	48	48	16	13000	5.6	32	59	4.3	...
4...	*31	6	6	53	3.7	...
5...	424	149	83	83	...	49	47	2	...	17	38	14000	5.4	104	65	3.8	7	13
6...	503	183	116	116	...	41	41	26	75	13500	5.1	94	73	3.9	9	18
7...	126	48	47	47	...	7	7	32	12500	4.8	16	61	4.6	2
8...	133	44	37	37	...	1	1	6	21	13000	5.2	20	64	3.8	6
9...	40	13	13	13	...	10	10	11	11500	4.5	2
10...	145	66	56	56	...	10	10	29	10500	5.0	28	55	3.6	4
11...	176	75	67	67	...	8	7	1	26	10000	4.8	44	53	3.4	5
12...	587	201	197	197	...	3	3	1	...	85	12000	5.4	106	61	4.1	7
13...	171	57	57	57	33	12500	5.1	22	56	4.5	2
14...	46	17	17	17	13	14500	5.0	4	1
15...	56	22	18	18	...	4	4	14	10000	5.1	7	54	4.3	...
16...	33	14	13	13	...	1	1	10	11500	4.7	2	1
17...	10	3
19...	123	34	26	26	...	7	7	1	...	25	11000	4.6	9	71	3.9	5
27...	32	13	13	13	10	14000	6.3	3
29...	21	8	7	7	...	1	1	8	10000	5.0
32...	1	1
34...	8	3	9	9	63	4.4	2
42...	115	39	29	29	...	9	9	1	...	27	11000	4.8	8	74	4.1	...
43...	125	38	33	33	...	5	5	29	12000	5.0	8	3
44...	12	5	5	5	1	4
45...	9	3
46...	23	8	8	8	8	9500	5.1
47...	38	12	12	12	9	9500	5.2	3	1
48...	46	12	10	10	...	2	2	8	11500	5.3
49...	37	11	11	11	8	12000	4.5	2	3
54...	15	6	6	6	5	12500	4.4	1	1
55...	43	12	12	12	11	13500	4.8	1	2
56...	119	39	39	39	34	13500	5.2	5	87	4.6	1
57...	130	43	41	41	...	2	2	25	12500	4.7	15	67	4.5	3
58...	111	30	30	30	24	13000	4.6	6	73	4.5	8
59...	79	32	31	31	...	1	1	18	12500	4.7	12	61	4.3	...
60...	90	34	32	32	...	2	2	23	10500	4.6	8	57	5.3	2
61...	91	32	31	31	...	1	1	24	12000	5.2	4	3
62...	139	33	28	28	...	4	4	1	...	24	10000	5.5	7	59	4.4	9
63...	109	33	23	23	...	10	9	1	29	11000	5.5	2	8
64...	108	33	33	33	21	11500	4.8	11	60	4.6	7
65...	100	37	36	36	...	1	1	25	11000	4.9	10	135	4.2	1
66...	64	21	21	21	13	13500	6.2	7	49	4.1	1
67...	85	29	23	23	...	6	6	13	11500	5.2	15	60	4.1	3
68...	92	30	18	18	...	11	11	1	...	22	10500	5.3	7	54	4.3	1
69...	115	42	26	26	...	15	15	1	...	25	10500	5.1	15	65	3.9	3
70...	121	42	25	25	...	17	17	22	10000	5.5	16	60	3.8	5
71...	118	44	37	36	1	7	7	24	10000	4.9	18	71	4.1	2
72...	119	46	41	41	...	5	5	27	9000	4.9	13	60	4.4	2
73...	155	46	36	35	1	10	10	34	11500	5.4	6	69	4.3	6
74...	109	38	30	30	...	8	8	30	11000	4.8	8	66	4.5	2
75...	87	29	29	29	25	13000	5.0	4	1
76...	63	21	21	21	16	14500	5.2	5	67	4.0	2
77...	2	1
79...	30	5	3	3	...	2	2	4	1	2
80...	11	3
81...	6
82...	16	5	3	3	...	2	2	4	1
83...	20	7	7	7	6	10500	5.8	1
M-3.....	*4457	1551	1210	1138	72	320	290	29	1	21	605	13000	5.0	869	64	3.9	98	175
1...	38	21	21	21	2	17	77	3.3	1
2...	*131
3...	343	129	124	123	1	5	4	1	51	16000	5.5	77	66	4.3	8
4...	148	72	52	49	3	20	5	15	17	20000	4.8	54	57	3.4	1
5...	*290	93	93	91	2	31	19000	4.9	62	77	4.5	3
6...	104	50	50	27	23	10	16000	5.0	39	47	2.5	6
7...	88	29	29	29	12	16000	5.4	17	80	4.0	1
8...	30	20	19	19	1	...	3	...	12	59	3.6	...	
9...	140	47	45	44	1	2	1	1	19	11500	5.3	25	57	4.0	7
10...	98	42	31	31	...	11	11	12	15000	4.4	21	60	4.3	4
11...	145	45	41	41	...	4	4	12	10000	5.1	31	61	4.1	5
12...	114	51	49	33	16	2	2	14	...	5.1	33	56	2.8	1
13...	296	121	97	75	22	24	24	28	15500	4.9	81	59	3.6	13
14...	158	48	40	40	...	8	8	8	...	5.9	39	66	3.9	8
15...	137	44	40	40	...	4	4	10	12500	4.3	31	64	4.3	6
16...	168	52	52	52	22	11500	5.1	29	64	4.1	3
17...	137	42	35	33	2	5	5	2	...	17	10500	5.2	23	58	3.9	4

Table 2.—CHARACTERISTICS OF HOUSING UNITS, BY BLOCKS: 1960—Con.

["Total population" contains no persons in group quarters unless preceded by asterisk; one asterisk (*) denotes less than 10 percent; two asterisks (**), 10 percent or more]

Blocks within census tracts	Total population	All housing units by condition and plumbing									Occupied housing units							
		Total	Sound			Deteriorating			Dilapidated	Owner occupied			Renter occupied			Occupied by non-white	1.01 or more persons per room	
			Total	With all plumbing facilities	Lacking some or all facilities	Total	With all plumbing facilities	Lacking some or all facilities		Total	Average value (dollars)	Average number of rooms	Total	Average contract rent (dollars)	Average number of rooms			
																		With flush toilet
18...	38	14	13	13	1	12	12000	5.3	1	1	
19...	43	15	13	13	1	9	12500	5.0	5	54	4.2	3	1	
20...	181	62	55	55	2	32	11500	5.1	27	66	4.2	5	3	
21...	104	33	19	19	14	13000	4.6	19	59	3.5	8	10	
22...	65	30	11	11	9	9000	4.9	17	68	4.1	...	1	
23...	42	19	6	6	6	10	11500	4.5	7	63	3.6	3	1	
24...	96	37	11	11	14	13000	4.4	20	63	3.4	1	6	
25...	144	48	18	18	28	13000	5.0	19	71	4.5	1	5	
26...	100	33	11	11	13	11000	5.0	19	63	4.1	2	5	
27...	169	52	45	45	1	25	11500	4.7	26	67	4.0	12	9	
28...	185	61	53	53	1	36	11500	4.9	21	62	4.2	5	10	
29...	219	60	57	56	1	2	2	...	1	33	10500	4.8	27	69	4.5	9	11	
30...	86	34	30	30	16	11000	4.8	14	60	4.4	3	2	
31...	68	20	6	5	1	14	14	13	10000	5.5	6	76	4.7	...	5	
32...	103	37	9	9	29	10000	5.0	8	61	5.1	1	4	
33...	132	45	13	13	2	22	11000	5.2	20	67	4.6	1	5	
34...	117	45	22	22	22	13000	5.2	22	71	4.3	...	3	
M-4.....	*10274	3347	3109	3088	21	222	217	5	...	16	1934	13500	5.1	1313	62	3.9	300	378
1...	125	40	40	40	31	11500	5.2	7	72	3.4	3	3	
2...	96	29	28	28	23	15500	4.8	4	9	2	
3...	95	29	29	29	23	14000	4.9	5	58	3.2	5	5	
4...	144	45	43	42	1	2	2	37	11000	4.9	12	69	4.3	7	5	
5...	128	41	38	38	25	11000	4.8	14	76	3.9	2	7	
6...	114	35	35	35	26	12000	4.8	9	72	4.1	4	4	
7...	75	24	24	24	22	11500	4.9	2	1	2	
8...	91	27	27	27	18	14000	5.1	8	65	4.6	6	1	
9...	84	37	37	37	21	14500	4.7	15	61	3.5	1	...	
10...	44	13	13	13	10	12000	5.6	3	1	2	
11...	101	32	31	31	26	12000	5.3	5	72	4.6	4	1	
12...	49	15	15	15	10	13000	5.0	5	65	3.0	2	2	
13...	25	8	8	8	3	5	45	3.8	...	1	
14...	101	31	29	29	27	10500	5.3	4	2	4	
15...	103	31	28	28	28	11000	5.0	2	2	...	
16...	**4	1
17...	36	15	13	13	6	...	4.5	9	83	3.7	1	1	
18...	150	42	39	38	1	2	2	25	9500	4.5	16	69	3.9	3	13	
19...	65	23	21	21	1	19	13000	5.4	3	3	1	
20...	88	33	32	32	19	10000	5.0	13	52	4.5	1	4	
21...	148	38	34	34	23	12500	5.0	15	61	4.5	5	6	
22...	98	30	29	29	22	12500	5.5	7	73	5.0	2	5	
23...	59	20	20	20	9	11000	4.4	11	58	4.9	...	2	
24...	74	24	20	20	15	12500	5.5	8	53	4.1	...	2	
25...	92	32	30	30	15	13500	5.5	16	56	3.9	3	4	
26...	155	60	57	56	1	2	2	34	11500	4.9	21	74	3.3	1	1	
27...	160	58	52	52	40	11500	5.1	16	62	4.3	4	5	
28...	212	91	83	82	1	5	5	31	10500	4.5	55	62	3.3	4	10	
30...	56	27	21	21	7	12500	4.4	16	80	3.3	1	1	
31...	47	22	14	13	1	8	7	1	...	6	14500	5.3	16	81	3.2	...	1	
32...	12	4
33...	170	50	40	40	17	15500	5.2	32	68	4.4	2	8	
34...	450	134	130	130	6	21000	4.5	126	39	3.7	15	25	
35...	173	60	46	46	1	29	12500	5.2	30	62	4.0	3	5	
37...	173	63	57	57	33	12500	5.2	28	56	4.4	...	5	
38...	104	29	27	27	20	12000	5.8	8	59	4.0	7	4	
39...	134	33	29	29	25	12000	5.1	8	53	3.8	10	6	
40...	105	32	29	29	1	25	10500	4.8	6	73	3.7	6	7	
41...	107	30	30	30	18	13000	5.5	11	64	4.1	4	6	
42...	123	31	31	31	27	11500	5.1	4	9	6	
43...	88	27	24	24	21	11000	4.9	6	70	3.8	4	3	
44...	44	13	11	11	11	12500	4.3	2	1	2	
45...	92	27	26	26	24	12000	4.5	2	8	5	
46...	66	21	21	21	13	12000	5.5	8	58	3.5	9	2	
48...	24	8	6	6	4	4	5	1	
49...	3	1
50...	77	21	19	19	17	14500	5.1	4	10	4	
51...	93	24	22	22	21	12000	4.4	3	5	7	
52...	80	25	23	23	1	21	13000	5.2	3	7	3	
53...	99	27	27	27	21	14500	4.8	6	68	3.8	4	5	
54...	84	26	23	23	24	10000	4.7	2	3	
55...	94	30	30	30	27	12000	5.0	3	4	2	
56...	114	29	29	29	22	12500	5.3	5	81	5.6	10	4	
57...	104	32	32	32	21	12000	5.3	10	64	4.3	3	3	
58...	292	96	85	85	1	61	12000	5.1	33	67	4.4	3	11	
59...	285	91	86	86	54	12000	5.1	33	66	4.2	...	11	
60...	236	85	78	78	48	11000	5.1	34	65	3.8	...	7	
61...	244	82	82	81	1	49	12500	5.4	27	64	3.6	1	9	
62...	125	54	54	54	18	14500	5.2	32	64	4.1	...	1	
63...	59	22	20	20	6	14000	5.2	15	61	3.6	...	2	
64...	127	51	44	44	21	13000	5.2	30	59	3.5	...	5	
65...	196	74	69	69	30	11500	5.0	39	67	4.0	1	2	
66...	339	118	106	97	9	11	10	1	...	47	13000	5.5	69	60	3.6	3	14	
67...	190	84	84	83	1	22	20000	5.4	58	90	3.2	...	1	
68...	170	65	65	65	44	20000	5.3	20	90	4.7	...	1	
69...	40	16	15	15	16	20000	5.6
70...	82	29	29	29	24	20000	5.5	5	1
71...	73	21	21	21	21	20000	5.7	2

City Block Characteristics

Table 2.—CHARACTERISTICS OF HOUSING UNITS, BY BLOCKS: 1960—Con.

["Total population" contains no persons in group quarters unless preceded by asterisk; one asterisk (*) denotes less than 10 percent; two asterisks (**), 10 percent or more]

Blocks within census tracts	Total population	All housing units by condition and plumbing									Occupied housing units							
		Total	Sound			Deteriorating			Dilapidated	Owner occupied			Renter occupied			Occupied by non-white	1.01 or more persons per room	
			Total	With all plumbing facilities	Lacking some or all facilities	Total	With all plumbing facilities	Lacking some or all facilities		Total	Average value (dollars)	Average number of rooms	Total	Average contract rent (dollars)	Average number of rooms			
							With flush toilet	No flush toilet										
72...	56	19	19	19	18	19000	5.6	1	1
73...	84	34	34	34	28	19500	5.6	5	62	2.6	...	1
74...	47	19	19	19	17	22000	5.8	2
75...	79	22	22	22	21	21000	5.8	1	1
76...	70	26	26	26	23	20000	5.6	2
77...	1475	414	391	389	2	21	19	2	...	2	199	14000	5.0	207	53	4.2	77	74
78...	87	29	25	25	...	4	4	19	14000	5.3	9	70	3.4	2	1
79...	96	28	15	15	...	10	10	3	22	9500	5.3	5	77	4.2	4	5
80...	109	28	19	19	...	8	8	1	20	10500	5.5	8	56	4.4	3	6
81...	87	32	29	29	...	3	3	17	11000	5.5	13	61	4.2	1	1
82...	4	3
83...	119	47	40	37	3	7	7	22	12000	5.1	22	52	3.9	...	2
84...	41	22	18	18	...	4	4	13	12500	4.6	7	55	3.0
85...	30	6	6	6	5	14500	5.0	1	3
M-5-A...	3829	1245	1162	1158	4	71	68	3	...	12	1040	14000	4.9	183	80	4.4	58	98
1...	54	17	17	17	13	12500	4.5	4	1
2...	44	12	11	11	...	1	1	6	11500	4.3	6	93	4.5	...	3
3...	39	13	13	13	7	14500	5.7	5	99	4.6	...	2
4...	115	47	47	47	31	11500	5.3	14	67	4.6	...	2
5...	141	48	47	47	...	1	1	36	15500	5.2	12	68	4.9	...	3
6...	184	62	61	61	...	1	1	38	13000	5.3	23	76	4.4	1	2
7...	168	51	50	49	1	1	1	39	12500	5.4	11	70	4.7	2	6
8...	165	54	53	50	3	1	1	39	10500	4.7	14	63	4.2	1	6
9...	176	58	54	54	...	4	3	1	51	12000	4.7	6	90	4.5	3	6
10...	270	85	80	80	...	5	5	70	13500	4.6	15	78	4.3	2	4
11...	124	43	43	43	41	13500	4.2	2	2	5
12...	138	49	49	49	44	13500	4.3	5	89	4.6	1	4
13...	151	52	52	52	50	13000	4.2	2	1	3
14...	425	149	148	148	...	1	1	135	13000	4.6	12	78	3.8	6	12
15...	23	8	8	8	8	15000	4.9
16...	35	12	12	12	10	15000	5.0	2	1
17...	35	16	16	16	13	17500	4.8	2
18...	93	28	28	28	25	15500	5.1	3	2	2
19...	93	32	28	28	...	4	4	28	17500	5.0	1	8	2
20...	113	36	29	29	...	7	7	29	14000	4.9	7	104	5.0	2	2
21...	63	24	22	22	...	2	2	22	14500	4.7	2	1	2
22...	103	36	32	32	...	4	4	32	14500	5.1	3	1	1
24...	76	24	22	22	...	1	1	1	21	15500	5.0	3	2	1
25...	37	12	10	10	...	2	...	2	11	24000	6.0	1	2	...
26...	47	16	11	11	...	2	2	3	9	15500	5.1	6	68	3.7	...	2
27...	43	12	9	9	...	3	3	10	21000	6.5	2	2	1
30...	29	9	8	8	1	8	22000	5.4	1	1
31...	76	24	22	22	2	24	15000	5.3
32...	129	36	33	33	...	3	3	33	17000	5.3	3	2
33...	93	32	26	26	...	4	4	2	30	13500	4.7	2	1	...
34...	88	24	13	13	...	9	9	2	22	13000	5.5	2	5	4
35...	115	32	26	26	...	4	4	29	15000	4.6	4	4	6
36...	87	28	23	23	...	4	4	1	20	17000	5.1	3	2	3
37...	95	24	22	22	...	2	2	21	15500	5.4	3	5	2
38...	162	40	37	37	...	3	2	35	17000	5.3	2	2	7
M-5-B...	*6350	2086	1957	1943	14	96	95	1	...	33	1481	16000	5.2	560	74	4.0	38	125
1...	235	98	92	92	...	3	3	3	24	12000	4.8	73	77	3.6	...	7
4...	13	3
5...	93	27	27	27	23	14000	4.9	4	6	4
6...	31	8	8	8	8	22000	4.9	1
7...	377	124	124	124	108	15000	4.6	14	87	4.0	4	12
8...	**344	69	69	69	56	16000	5.0	13	50	3.2	...	8
9...	90	29	29	27	2	25	20000	5.4	4	1
10...	80	26	26	26	25	19000	5.3	1	1
11...	95	33	33	33	30	17500	5.2	2
12...	96	30	30	30	24	18000	5.6	5	...	5.6
13...	83	32	32	32	27	15500	5.0	4
14...	*131	43	43	43	37	15000	5.1	5	82	4.8
15...	133	43	43	43	39	18000	4.7	2	3
16...	77	27	25	25	...	2	2	16	13500	4.9	10	82	4.4	1	1
17...	79	29	29	29	19	16000	4.9	8	88	4.6	1	1
18...	114	49	38	38	...	8	8	3	36	12500	4.8	12	56	3.5	1	...
19...	141	43	40	40	3	31	14500	4.9	11	77	4.8	5	3
20...	46	17	15	15	...	1	1	1	9	10000	4.3	8	51	4.3	...	1
21...	52	21	21	21	16	15000	5.4	5	80	4.6	1	...
22...	38	13	8	8	...	1	1	4	8	18000	6.0	5	41	4.2	1	1
23...	116	43	31	31	...	8	8	4	26	13500	4.7	17	55	3.9	1	4
24...	97	32	32	32	28	13500	4.8	4	1	2
25...	138	48	47	47	...	1	1	35	15000	5.3	9	72	4.8	...	1
26...	60	20	17	17	...	3	3	13	13000	4.7	7	65	4.3	1	2
27...	57	20	19	19	...	1	1	16	16000	5.1	2
28...	43	14	12	12	...	2	2	12	17500	5.8	2
29...	85	27	24	23	1	3	3	15	16000	5.3	11	75	3.7	...	3
30...	94	33	32	31	1	1	1	17	17500	5.1	15	71	4.5	...	2
31...	95	32	30	27	3	2	2	19	18000	5.7	13	50	3.4	...	2
32...	87	28	25	25	...	2	2	1	15	17000	5.2	13	57	4.4	...	3
33...	141	41	33	33	...	5	5	3	25	15000	5.6	16	64	3.6	3	6
34...	119	39	38	38	1	29	14500	5.2	9	75	5.1
35...	61	22	13	13	...	7	7	2	13	12500	4.8	9	65	4.1	...	2

Table 2.—CHARACTERISTICS OF HOUSING UNITS, BY BLOCKS: 1960—Con.

["Total population" contains no persons in group quarters unless preceded by asterisk: one asterisk (*) denotes less than 10 percent; two asterisks (**), 10 percent or more]

Table with columns: Blocks within census tracts, Total population, All housing units by condition and plumbing (Sound, Deteriorating, Dilapidated), Occupied housing units (Owner occupied, Renter occupied), Occupied by non-white, 1.01 or more persons per room. Rows include block numbers and their respective statistics.

Table 2.—CHARACTERISTICS OF HOUSING UNITS, BY BLOCKS: 1960—Con.

[“Total population” contains no persons in group quarters unless preceded by asterisk; one asterisk (*) denotes less than 10 percent; two asterisks (**), 10 percent or more]

Blocks within census tracts	Total population	All housing units by condition and plumbing								Occupied housing units								
		Total	Sound			Deteriorating			Dilapidated	Owner occupied			Renter occupied			Occupied by non-white	1.01 or more persons per room	
			Total	With all plumbing facilities	Lacking some or all facilities	Total	With all plumbing facilities	Lacking some or all facilities		Total	Average value (dollars)	Average number of rooms	Total	Average contract rent (dollars)	Average number of rooms			
								With flush toilet										No flush toilet
58...	157	57	49	49	...	7	7	1	35	12000	5.0	21	64	4.1	...	5
59...	56	19	19	19	17	13000	5.4	2	3
60...	181	66	64	64	...	2	2	39	13500	5.1	25	66	3.8	...	1
61...	128	45	44	44	...	1	1	31	14000	5.2	13	80	4.6	...	1
62...	130	46	46	46	27	13000	5.2	17	61	4.0	...	3
63...	158	55	54	54	...	1	1	45	12500	5.0	9	73	4.3	...	5
64...	154	51	50	50	...	1	1	39	15500	5.5	12	66	4.1	...	4
65...	151	48	44	44	...	4	4	40	14500	5.2	7	86	4.4	...	2
66...	195	53	51	51	...	2	2	45	16500	5.6	7	72	4.4	...	2
67...	136	32	32	32	30	18000	5.6	2	3
68...	72	23	21	21	...	1	1	1	16	19500	5.3	6	58	4.5	...	1
69...	117	37	35	35	...	2	2	31	16000	5.0	5	77	5.2	...	4
70...	143	43	38	38	...	4	4	1	35	14500	5.0	8	70	3.6	...	5
71...	139	47	43	43	...	4	4	38	13500	5.0	7	...	5.3	...	3
72...	146	45	41	41	...	4	4	37	14500	5.2	8	69	4.8	...	6
73...	156	51	50	50	...	1	1	37	13000	5.1	14	69	4.9	...	4
74...	155	52	52	52	42	14000	5.1	10	84	4.4	...	4
75...	157	52	52	52	37	13000	4.8	14	64	4.3	...	1
76...	148	50	50	50	43	12000	4.5	7	66	4.1	...	9
77...	215	56	56	56	38	11000	5.2	17	69	4.3	...	10
78...	166	58	58	58	35	11500	4.9	22	68	3.5	...	2
79...	182	52	52	52	40	13000	5.6	12	82	4.9	...	6
80...	77	32	30	30	...	2	2	15	15500	5.1	12	74	4.9	...	1
81...	125	43	43	43	27	14500	5.1	14	74	4.5	...	2
82...	153	49	47	47	...	2	2	30	11500	5.1	16	76	5.1	...	6
83...	151	43	41	41	...	2	2	31	11000	4.9	11	69	5.2	...	1
84...	139	48	48	48	39	11000	4.8	6	54	4.5	...	7
85...	145	47	44	44	...	3	3	40	12500	4.8	6	77	4.5	...	4
86...	142	48	48	47	1	37	14000	5.2	11	64	4.5	...	2
87...	214	65	65	65	48	13000	4.7	17	75	4.4	...	9
88...	119	39	39	39	24	13000	4.9	15	67	4.3	...	3
89...	111	40	40	40	34	14500	5.2	6	78	5.3
90...	52	16	16	16	11	15500	4.9	5	...	4.4	...	1
91...	*79	21	21	21	16	15000	5.6	5	74	4.4	...	1
92...	**14
93...	82	25	25	25	20	15000	5.5	4	2
94...	76	27	25	25	...	2	2	19	13500	5.5	7	64	4.4
95...	88	33	33	31	2	28	13000	5.1	5	63	3.2	...	3
96...	89	32	32	32	28	13000	5.2	4
97...	94	37	37	37	30	12000	4.8	6	62	4.3
98...	79	26	26	26	15	15000	4.9	11	67	4.7	...	3
M-7.....	*6157	2205	2134	2128	6	65	60	5	...	6	1630	16000	5.3	497	76	4.3	36	93
1...	**52	11	10	10	...	1	1	8	12500	6.3	3	1
2...	145	45	43	43	2	31	14000	5.2	11	66	4.6	...	5
3...	91	27	24	24	...	2	2	1	21	12500	5.6	6	70	4.5	...	3
4...	8
5...	8
7...	48	18	18	18	14	18500	5.1	4
8...	76	21	20	20	...	1	1	16	17500	5.6	5	83	5.6	...	1
9...	102	27	26	26	...	1	1	17	16500	5.3	10	82	5.3	...	2
10...	77	23	22	22	...	1	1	19	13500	5.1	4	1
11...	124	39	33	33	...	5	5	1	19	14000	5.4	20	79	4.6	...	4
12...	99	35	33	33	...	1	1	1	19	15000	5.7	14	73	5.1	...	2
13...	111	34	33	33	...	1	1	21	14500	5.2	13	64	4.4	...	3
14...	88	32	29	29	...	3	3	17	15000	5.4	13	81	4.1	...	1
15...	133	56	53	53	...	3	3	20	17500	5.4	24	87	3.6	...	4
16...	31	12	12	12	8	15500	4.9	4	1
17...	48	18	17	17	...	1	1	16	13500	4.9	2
18...	41	17	17	17	11	19000	5.6	6	83	3.7
19...	62	34	32	32	...	2	2	13	17500	5.2	8	86	3.1	...	2
20...	60	29	29	29	15	18000	5.3	14	60	2.5
21...	117	44	44	44	39	16500	5.5	4	1
22...	153	49	49	49	46	15500	5.3	3
23...	74	24	21	21	...	3	3	16	16500	5.0	7	69	4.3	...	3
25...	104	37	37	36	1	30	14500	5.2	7	78	4.4
26...	112	42	42	41	1	39	19500	5.4	3
27...	101	46	46	46	36	16500	5.4	8	68	5.1
28...	93	46	43	42	1	3	3	30	11500	4.7	13	66	3.7
29...	*182	59	48	47	1	11	6	5	26	14000	5.1	30	67	3.7	...	6
30...	49	20	18	18	...	2	2	17	13000	4.7	3
31...	73	29	28	28	1	22	15000	5.1	5	...	4.6	...	1
32...	226	85	84	83	1	1	1	80	17000	5.4	3	4
33...	132	45	45	45	43	19500	5.5	2	1
34...	*132	49	49	49	34	14500	5.2	12	74	4.0	...	3
35...	85	39	39	39	10	13000	5.2	26	60	4.3	...	2
36...	77	31	31	31	27	15500	5.3	4
37...	81	36	36	36	33	15500	5.2	2
38...	30	12	12	12	8	19000	5.6	4
39...	39	17	17	17	2	15	103	3.7
40...	27	10	10	10	9	15500	5.2	1
41...	66	26	26	26	21	16500	5.2	4
42...	68	24	24	24	23	15000	5.3
43...	88	34	34	34	27	16500	5.7	4	1
44...	128	46	45	45	...	1	1	34	16000	5.4	10	103	5.8	...	2
45...	119	35	35	35	32	16000	5.3	3	4
46...	117	34	33	33	...	1	1	31	16500	5.7	3	1

Table 2.—CHARACTERISTICS OF HOUSING UNITS, BY BLOCKS: 1960—Con.

["Total population" contains no persons in group quarters unless preceded by asterisk: one asterisk (*) denotes less than 10 percent; two asterisks (**), 10 percent or more]

Blocks within census tracts	Total population	All housing units by condition and plumbing									Occupied housing units							
		Sound				Deteriorating				Dilapidated	Owner occupied			Renter occupied			Occupied by non-white	1.01 or more persons per room
		Total	With all plumbing facilities	Lacking some or all facilities	...	Total	With all plumbing facilities	Lacking some or all facilities	...		Total	Average value (dollars)	Average number of rooms	Total	Average contract rent (dollars)	Average number of rooms		
47...	217	75	74	74	...	1	1	66	16000	5.1	9	92	4.9	...	2
48...	140	56	54	54	...	2	2	49	17000	5.1	7	73	4.9	...	2
49...	130	51	51	50	1	29	17500	5.0	22	67	3.1	...	2
50...	*130	48	45	45	...	3	3	22	16000	5.1	23	61	4.0	1	3
51...	135	45	44	44	...	1	1	25	14500	4.5	19	68	4.4	2	7
52...	51	21	21	21	11	16500	4.9	10	68	4.5
53...	94	33	33	33	31	18000	5.5	1
54...	99	32	32	32	30	18000	5.4	1	1	...
55...	103	32	32	32	27	17500	5.5	5	97	5.4
56...	105	39	39	39	33	15500	5.3	5	78	4.6	...	2
57...	94	38	36	36	...	2	2	32	15500	5.2	6	78	4.2
58...	157	57	56	56	...	1	1	54	15500	5.4	2	1
59...	112	40	40	40	39	17500	5.2	1
61...	251	81	74	74	...	7	7	57	15500	5.4	20	87	4.6	2	6
62...	93	29	29	29	15	13000	4.9	14	69	4.6	...	1
63...	133	44	41	41	...	3	3	39	14500	5.6	3	3	4
64...	123	44	44	44	35	16500	5.2	8	87	5.0	...	1
65...	121	39	39	39	34	15000	5.3	3	1	2
M-8.....	*9247	3145	3050	3035	15	90	90	5	2437	15500	5.2	639	86	4.1	108	148
4...	67	28	28	28	11	13500	4.9	13	63	3.8	...	1
5...	98	51	50	50	1	7	16000	4.9	38	67	2.9	...	4
6...	133	54	54	54	28	17000	5.2	25	92	3.3
7...	127	40	40	40	36	15000	5.3	3	2	...
8...	94	28	28	28	20	15000	5.5	8	83	4.8	1	1
9...	22	8	8	8	1	7	82	4.4	...	1
10...	167	53	53	53	34	15500	5.0	18	88	4.4	...	3
11...	12	4
12...	20	8	7	14500	5.3
13...	21	8	7	7	1	8	14500	4.8
14...	378	127	127	126	1	118	17500	5.2	8	88	3.9	...	6
15...	203	74	74	74	50	15500	4.9	22	76	4.3	...	4
16...	103	39	39	39	31	18000	5.5	5	90	5.6	...	1
17...	*126	35	35	35	33	21000	5.6	2	1	...
18...	160	54	54	53	1	47	19000	5.1	7	83	3.9	...	3
19...	152	46	46	46	40	15500	5.2	6	94	5.2	...	4
20...	142	47	47	47	47	16000	5.6	1
21...	*156	48	46	46	...	2	2	39	16500	5.4	9	61	4.3	1	4
23...	57	17	17	17	13	13500	4.2	3	3
24...	133	43	43	43	37	17000	5.3	6	95	5.5	...	1
25...	114	35	35	35	32	16000	5.3	3	4
26...	86	33	33	33	30	18000	5.4	3
27...	116	53	53	53	15	13500	5.4	35	86	2.9	...	2
28...	293	105	104	104	...	1	1	81	13500	5.3	20	80	5.0	1	4
29...	144	49	49	49	43	17500	5.3	6	...	4.2	...	1
30...	10	4
31...	56	19	19	19	18	18500	5.4	1	1	...
32...	88	32	32	32	29	17500	5.3	3	1
33...	102	34	34	34	33	18000	5.2	1	1	2
35...	108	33	33	33	33	18000	5.4
36...	75	22	22	22	21	17000	5.4	1	1	...
37...	30	10	10	10	10	16000	5.1
38...	47	16	16	16	15	16000	5.5	1
39...	14	4
40...	108	38	38	38	37	18000	5.3	1
41...	110	30	30	30	28	19500	5.5	2	1	...
42...	87	32	32	32	32	17500	5.3
43...	100	36	36	36	33	14000	5.2	3	2
44...	93	37	37	37	32	13000	4.9	5	87	5.6
45...	118	38	38	38	26	15000	5.3	11	70	4.3	...	3
46...	73	24	24	23	1	17	15500	5.4	6	79	5.7	...	1
47...	110	40	40	40	38	14500	5.4	2	1	...
48...	131	43	42	42	...	1	1	37	16500	5.2	5	79	3.6	1	1
49...	21	7	7	6	1	5	16000	5.2	2	2
50...	97	33	33	33	33	17500	5.5	1	...
51...	43	15	15	15	14	18500	5.4	1
52...	82	26	26	26	25	16500	5.1
53...	84	27	27	26	1	25	19000	5.2	2
54...	53	15	15	15	12	18000	5.7	1	2
55...	61	17	17	17	16	15500	5.3	1	1
56...	168	49	49	48	1	36	17000	5.2	13	104	5.0	2	1
57...	59	20	15	14	1	5	5	19	15500	4.9	1	2	...
58...	196	60	50	47	3	9	9	1	46	18000	5.1	14	78	4.4	...	4
59...	154	73	70	70	...	3	3	22	14500	5.0	41	105	3.1	1	2
60...	79	36	35	35	1	12	19500	5.8	21	85	3.1
61...	96	35	33	33	...	2	2	31	14500	5.3	4	2	...
62...	125	39	39	39	37	16000	5.5	2	1	...
63...	92	35	30	28	2	5	5	27	14500	5.1	8	85	4.9
64...	55	18	17	17	...	1	1	15	16500	5.1	3
70...	85	27	27	27	24	16000	5.5	3
71...	77	21	21	21	20	15000	5.3	1	1
72...	109	39	36	36	...	3	3	35	13000	5.3	4
73...	104	38	38	38	32	12500	5.0	5	69	4.4	...	3
74...	30	11	11	11	4	7	62	4.1	...	1
75...	106	37	37	37	23	14000	5.4	14	74	3.6	...	2
76...	75	29	28	28	...	1	1	12	16500	5.2	16	62	4.1
77...	96	37	36	35	1	1	1	33	13000	5.1	3	2	1

City Block Characteristics

Table 2.—CHARACTERISTICS OF HOUSING UNITS, BY BLOCKS: 1960—Con.

["Total population" contains no persons in group quarters unless preceded by asterisk; one asterisk (*) denotes less than 10 percent; two asterisks (**), 10 percent or more]

Blocks within census tracts	Total population	All housing units by condition and plumbing								Occupied housing units							
		Sound				Deteriorating				Owner occupied				Renter occupied			
		Total	Total	With all plumbing facilities	Lacking some or all facilities	Total	With all plumbing facilities	Lacking some or all facilities	Dilapidated	Total	Average value (dollars)	Average number of rooms	Total	Average contract rent (dollars)	Average number of rooms	Occupied by non-white	1.01 or more persons per room
78...	102	34	34	34	29	14500	5.1	5	77	4.4	...	1	
80...	36	10	9	9	2	8	73	5.1	...	1	
82...	29	6	5	4	1	1	1	6	219	5.3	2	3	
83...	16	4	
84...	**89	25	25	25	13	15000	5.3	12	87	4.9	...	2	
85...	**62	17	16	16	17	16000	5.2	2	1	
86...	81	26	24	24	24	13500	4.5	2	6	2	
87...	97	24	21	21	24	14500	4.9	13	4	
88...	9	1	
89...	60	18	15	15	14	13500	4.7	4	8	3	
90...	145	32	30	30	31	14500	5.6	1	14	10	
91...	157	38	34	34	32	13500	5.3	5	89	4.8	20	6	
92...	73	32	26	26	21	14500	4.6	10	147	4.3	7	...	
93...	36	12	12	12	11	10000	4.6	1	1	
94...	8	8	8	8	6	12500	4.5	2	1	
95...	196	64	59	59	56	12000	4.7	8	90	4.8	4	5	
96...	10	5	5	5	5	13000	4.2	
97...	62	23	19	19	16	12000	5.3	7	86	4.6	1	1	
98...	22	7	6	6	6	13500	5.5	2	1	
99...	128	41	36	36	31	13500	5.8	8	78	4.0	...	4	
100...	99	37	36	36	30	14500	4.9	7	81	4.7	2	3	
101...	67	22	17	17	10	14000	5.0	12	75	4.6	2	2	
102...	110	43	42	42	34	14000	5.0	7	60	5.3	...	1	
103...	27	10	10	10	8	15500	4.9	2	
104...	253	103	98	98	75	13000	5.1	23	86	4.8	2	2	
105...	92	33	33	33	26	16500	5.3	5	73	4.4	1	...	
106...	97	36	33	33	26	14500	5.1	8	76	3.8	2	1	
107...	108	43	43	43	28	13000	4.9	13	77	3.8	...	3	
108...	72	23	23	23	14	17000	5.7	9	77	4.4	...	1	
109...	150	45	42	42	32	13500	5.6	12	80	4.8	...	5	
M-9.....	*7870	2672	2601	2591	10	64	62	2	7	2098	15500	5.3	517	79	4.1	49	131
2...	107	37	35	35	34	14500	5.4	2	
3...	80	29	29	29	27	14500	5.5	1	
4...	79	34	33	33	22	14500	5.3	12	77	3.5	
5...	91	35	33	33	25	13500	4.8	10	78	4.2	...	1	
6...	99	29	29	28	1	22	15500	5.2	7	88	5.3	...	4	
7...	79	30	29	29	22	15000	5.5	7	70	4.3	...	2	
8...	81	35	35	35	21	14000	5.2	13	83	3.4	...	2	
9...	53	21	20	20	13	14500	5.8	8	67	3.9	...	1	
10...	42	15	15	15	6	16000	5.2	8	71	4.5	...	1	
11...	57	28	25	25	11	15500	5.4	15	64	3.3	
12...	109	43	42	42	32	17000	5.7	11	86	3.6	
13...	109	37	34	34	22	14500	5.5	13	79	5.0	...	1	
14...	97	37	36	36	30	15000	5.5	6	81	4.8	
15...	*147	47	41	41	37	14500	5.5	10	89	4.6	...	4	
16...	226	88	80	80	73	14500	5.2	13	75	4.2	1	4	
17...	103	43	42	42	19	13000	5.1	23	78	4.0	1	...	
18...	80	33	31	31	23	15000	5.0	7	70	4.4	
19...	98	39	38	38	33	13000	5.2	4	
20...	53	20	20	20	9	20000	4.8	11	71	4.0	...	1	
21...	99	40	40	40	36	13000	5.3	3	
22...	105	52	52	52	26	14500	5.0	25	69	3.0	...	1	
23...	121	49	49	49	25	15500	4.6	22	83	3.3	1	3	
24...	17	10	10	10	9	107	3.1	
25...	2	
26...	128	39	37	37	23	16000	5.4	16	61	3.8	1	5	
27...	204	76	75	75	44	13000	5.0	27	78	4.0	1	3	
28...	138	53	48	48	36	13000	5.0	13	74	4.6	...	4	
29...	154	56	55	55	42	16500	5.3	12	71	4.4	...	1	
30...	100	29	29	29	28	17500	5.5	1	2	
31...	98	28	28	28	27	14500	4.8	1	1	4	
32...	122	40	40	39	1	34	15500	5.0	3	3	
33...	103	33	31	31	26	15500	5.1	6	53	4.7	...	2	
34...	116	39	39	39	36	15500	4.9	3	2	
35...	89	30	30	30	22	14500	5.3	8	79	4.4	...	1	
36...	113	40	40	40	34	15000	5.2	6	63	4.7	...	2	
37...	111	37	37	37	25	15500	5.5	12	74	4.4	...	2	
38...	122	40	40	40	32	14000	5.4	6	93	4.7	...	2	
39...	86	27	27	27	23	14000	5.6	4	1	1	
40...	51	18	16	16	16	12500	5.3	2	
41...	110	46	45	45	17	14000	5.3	29	89	3.8	
42...	127	38	34	34	27	14000	5.4	11	92	4.6	...	4	
43...	12	4	
44...	47	14	14	14	
45...	72	23	23	23	13	16500	5.7	1	
46...	134	44	43	43	23	16500	5.7	1	...	
47...	65	27	25	25	35	14500	4.9	9	80	5.1	...	2	
48...	91	29	29	29	22	15000	5.8	3	1	
49...	179	54	54	54	27	15000	5.4	2	
50...	73	24	24	24	49	14000	5.2	5	87	4.0	...	5	
52...	50	23	23	23	22	13500	5.4	2	1	1	
53...	128	44	44	44	19	15500	5.0	2	
54...	147	43	43	41	2	42	16000	5.4	2	
55...	93	30	30	30	36	15000	4.8	7	258	4.4	2	5	
56...	*195	51	51	51	27	17000	5.0	1	3	2	
57...	107	33	31	31	51	21000	5.7	13	1	
									26	13500	5.3	6	76	4.8	2	4	

Table 2.—CHARACTERISTICS OF HOUSING UNITS, BY BLOCKS: 1960—Con.

["Total population" contains no persons in group quarters unless preceded by asterisk; one asterisk (*) denotes less than 10 percent; two asterisks (**), 10 percent or more]

Blocks within census tracts	Total population	All housing units by condition and plumbing									Occupied housing units								
		Sound			Deteriorating			Dilapidated	Owner occupied			Renter occupied			Occupied by non-white	1.01 or more persons per room			
		Total	With all plumbing facilities	Lacking some or all facilities	Total	With all plumbing facilities	Lacking some or all facilities		Total	Average value (dollars)	Average number of rooms	Total	Average contract rent (dollars)	Average number of rooms					
					With flush toilet	No flush toilet													
2...	47	15	10	10	...	5	5	3	10	74	4.6	3
3...	61	30	24	24	...	1	1	6	...	3.8	19	78	3.5	3
4...	160	50	47	45	2	3	...	3	26	13500	5.3	21	64	3.3	5
6...	58	16	16	16	9	14000	5.1	6	85	4.0	6
7...	108	32	30	30	...	1	1	16	12000	4.6	10	82	4.5	5
8...	105	31	31	31	18	12000	4.4	10	79	4.3	5
9...	98	34	32	32	...	1	1	20	13000	5.0	10	85	4.4	3
10...	94	27	25	25	...	2	2	17	13500	4.8	9	79	4.8	3
11...	48	11	11	11	7	12500	4.1	4	3
12...	12	4
13...	77	20	20	20	18	12500	4.5	2	5
14...	91	27	27	27	16	12500	4.4	8	92	4.4	3
15...	79	24	23	23	...	1	1	21	12000	4.4	2	3
16...	31	11	11	11	9	14000	4.9	1	1
17...	61	18	16	16	...	2	2	14	14500	4.9	4	1
18...	56	17	15	15	...	2	2	12	13500	4.4	5	114	5.6	1
19...	66	21	19	19	...	2	2	14	14000	5.1	5	83	3.8	5
20...	90	25	24	24	...	1	1	18	13500	4.7	7	85	4.4	10
21...	105	23	22	22	16	11000	4.3	7	69	4.3	1
22...	58	15	15	15	15	15500	5.5	1
23...	30	8	7	7	...	1	1	7	13000	4.7	6
24...	114	30	28	28	19	11500	4.8	10	96	4.5	2
25...	71	24	22	22	...	1	1	14	12500	4.5	7	100	4.0	6
26...	64	21	13	13	...	2	2	8	12000	6.0	11	72	3.3	5
27...	*123	35	33	33	...	2	2	14	13000	4.9	20	82	4.1	3
28...	105	33	29	29	...	3	3	17	10000	4.4	14	92	4.4	4
29...	88	35	25	25	...	7	7	13	10000	4.4	19	73	3.8	4
30...	141	47	39	39	...	8	8	14	9500	4.4	27	67	3.6	10
31...	69	29	19	19	...	7	7	6	...	4.2	19	113	3.4	6
32...	108	33	24	24	...	8	8	15	10000	4.9	15	74	4.1	7
33...	100	35	32	32	...	3	3	21	12000	4.7	12	63	3.5	3
34...	75	29	27	27	...	1	1	17	12000	4.2	11	67	3.4	2
35...	91	27	25	25	...	2	2	16	13000	4.8	10	80	4.3
36...	24	13	13	13	5	...	4.0	7	63	3.1
37...	77	28	26	26	...	2	2	15	13000	4.9	9	78	4.0	5
38...	83	24	18	18	...	4	4	12	9500	4.2	10	78	4.0	6
39...	84	27	25	25	...	2	2	19	13000	4.7	8	95	3.9	3
40...	95	27	26	26	...	1	1	15	12500	4.9	12	77	4.1	4
41...	39	9	9	9	5	13500	5.0	4	2
42...	60	21	16	16	...	3	3	13	11500	4.7	8	73	3.5	1
43...	22	13	13	13	8	9000	3.9	4	3
44...	43	13	12	12	...	1	1	9	11000	4.0	4	4
45...	76	26	25	25	...	1	1	21	10500	4.4	3	7
46...	92	26	26	25	1	18	11000	4.2	7	67	3.6	5
47...	83	24	20	20	...	4	4	18	10000	4.8	6	59	3.7	3
48...	75	22	21	21	...	1	1	18	16500	5.3	4	5
49...	28	7	3	3	...	3	3	2	5	67	5.0	2
50...	22	7	4	4	...	3	1	1	1	1	7	55	3.9
51...	39	13	11	10	1	2	2	6	12500	4.7	6	75	4.5	2
52...	72	23	17	17	...	6	6	11	13000	4.6	11	60	4.1	3
53...	71	23	17	17	...	6	6	16	12000	4.5	6	75	4.3	3
54...	84	22	18	18	...	4	4	11	11500	5.1	11	68	4.1	6
55...	93	23	22	22	19	12000	4.5	4	4
56...	78	23	15	15	...	7	7	15	11000	4.7	5	61	3.6	4
57...	76	24	24	24	22	...	4.3	4	1
58...	85	24	24	24	21	...	5.0	3	5
59...	70	22	18	18	...	3	1	2	15	13000	5.0	5	75	4.4	3
60...	63	22	18	22	...	2	2	16	12000	4.8	3	2
61...	87	27	25	25	...	2	2	14	12000	5.1	11	86	4.5	1
62...	21	5	4	4	...	1	1	5	75	4.8	1
63...	10	5	5	5	4	1
64...	5	2
65...	16	4	1
66...	*47	16	16	16	14	14000	5.0	2	4
67...	78	19	17	17	...	2	2	16	13000	5.1	2	5
68...	69	20	20	20	14	12000	4.5	6	58	4.5	1
69...	72	22	22	22	13	14500	5.2	8	78	4.0	7
70...	117	30	25	25	...	5	5	21	14000	5.0	8	78	4.5	2
71...	73	21	17	17	...	3	3	17	12500	4.7	3	4
72...	78	24	18	18	...	6	6	13	11000	4.5	9	81	4.1	2
73...	51	17	17	17	10	...	4.9	5	...	3.8	4
74...	75	22	22	22	...	1	1	17	...	4.6	3	6
75...	79	24	22	22	...	1	1	14	...	4.5	6	...	3.8	5
76...	77	20	19	19	...	1	1	11	...	5.3	9	...	4.2	5
77...	105	26	23	23	...	3	3	18	12500	5.4	6	75	3.5	4
78...	97	28	21	21	...	6	6	18	12500	4.8	8	59	3.3	3
79...	62	19	19	19	9	12500	4.6	8	66	3.6	5
80...	72	24	24	24	16	11500	4.4	7	81	3.6	2
81...	69	23	16	16	...	5	5	20	9000	4.7	2	5
82...	76	23	19	19	...	3	3	17	9500	4.6	5	84	4.6	2
83...	93	26	24	24	...	1	1	18	12500	4.7	5	96	4.8	6
84...	6	2
85...	17	7	7	7	6	11500	5.0	2
86...	30	10	8	8	...	1	1	3	6	66	3.7	5
87...	98	24	23	23	...	1	1	18	13000	4.8	6	63	3.5	2
88...	74	24	21	21	...	3	3	14	11500	4.3	8	73	3.9	7
89...	87	23	20	20	...	3	3	10	...	4.5	12	...	4.6

Table 2.—CHARACTERISTICS OF HOUSING UNITS, BY BLOCKS: 1960—Con.

["Total population" contains no persons in group quarters unless preceded by asterisk; one asterisk (*) denotes less than 10 percent; two asterisks (**), 10 percent or more]

Table with 19 columns: Blocks within census tracts, Total population, Total (All housing units by condition and plumbing), Sound (Total, With all plumbing facilities, Lacking some or all facilities), Deteriorating (Total, With all plumbing facilities, Lacking some or all facilities, With flush toilet, No flush toilet), Dilapidated, Owner occupied (Total, Average value (dollars), Average number of rooms), Renter occupied (Total, Average contract rent (dollars), Average number of rooms), Occupied by non-white, 1.01 or more persons per room.

City Block Characteristics

Table 2.—CHARACTERISTICS OF HOUSING UNITS, BY BLOCKS: 1960—Con.

["Total population" contains no persons in group quarters unless preceded by asterisk; one asterisk (*) denotes less than 10 percent; two asterisks (**), 10 percent or more]

Blocks within census tracts	Total population	All housing units by condition and plumbing									Occupied housing units							
		Sound			Deteriorating			Dilapidated	Owner occupied			Renter occupied			Occupied by non-white	1.01 or more persons per room		
		Total	With all plumbing facilities	Lacking some or all facilities	Total	With all plumbing facilities	Lacking some or all facilities		Total	Average value (dollars)	Average number of rooms	Total	Average contract rent (dollars)	Average number of rooms				
							With flush toilet	No flush toilet										
56...	82	29	29	29	18	10500	5.5	11	67	4.3
57...	105	53	50	47	3	3	3	17	10000	5.1	32	58	3.5	...	2
58...	34	15	14	14	7	11500	5.3	6	68	4.3	...	1
61...	190	111	111	111	14	10500	5.7	85	53	2.6	...	7
62...	*62	37	25	25	6	14500	5.0	27	54	3.6	...	1
63...	36	23	23	19	4	6	...	4.0	14	55	3.3	...	1
66...	...	1
67...	28	16	14	6	8	2	2	15	37	2.2	...	2
68...	80	58	53	44	9	5	5	5	...	3.0	45	49	2.5	...	2
69...	*83	30	21	21	2	2	...	24	54	3.5	...	6
70...	73	56	51	32	19	4	1	3	...	1	1	50	43	2.8	...	1
71...	8	5	5	5	5	...	3.8
72...	74	41	38	33	5	2	2	9	16000	6.2	27	58	3.5	...	2
73...	**21	4
74...	80	34	28	28	6	...	4.5	27	58	3.4	...	5
76...	57	25	22	22	12	10000	4.9	10	68	3.7	...	3
77...	217	76	66	66	49	10500	4.6	24	68	3.8	...	10
78...	42	15	13	13	10	10000	5.2	5	67	4.6	...	1
79...	28	10	10	10	6	13000	4.7	4	1
80...	65	22	18	18	9	9500	4.3	13	75	4.3	...	4
81...	117	35	30	30	25	12000	4.8	10	71	3.5	...	5
83...	27	9	8	8	9	12500	4.1	1
84...	147	50	41	41	25	11500	4.7	19	69	4.1	...	5
85...	29	14	14	14	9	9500	3.9	4
86...	77	30	28	28	18	10500	4.8	11	74	3.8	...	1
87...	118	43	38	38	22	11500	4.7	16	80	4.1	...	4
88...	94	24	21	21	23	14500	4.9	1	5
89...	96	42	41	41	24	16500	5.0	2	3
90...	3	1
91...	53	16	16	16	11	14000	5.1	4	1
92...	43	13	13	13	11	14500	5.4	2	1
93...	52	18	16	16	11	11000	4.3	5	...	4.6	...	1
6213...	*9058	4112	3715	3617	98	369	206	134	29	28	1561	17000	5.1	2181	86	3.4	1715	158
1...	55	19	19	19	11	...	4.6	8	...	3.5	...	1
2...	29	38	29	29	17	...	5.0	15	...	4.5	...	1
3...	112	39	29	29	1	26	...	4.4	10	...	4.5	...	6
4...	79	34	30	30	22	...	4.5	10	...	4.3	...	5
5...	100	37	25	25	27	...	5.1	9	...	3.9	...	2
6...	123	54	50	50	20	...	4.7	30	...	3.8	...	1
7...	161	54	32	32	3	23	...	5.2	28	...	4.5	...	4
9...	79	37	35	32	1	3	3	9	19000	5.0	26	61	3.8	...	2
10...	81	35	34	33	1	1	1	10	12000	5.7	24	60	3.9	...	2
11...	53	22	16	15	1	6	6	3	16	56	3.7	...	2
12...	60	53	14	4	10	39	12	27	4	42	59	1.6	3	2
13...	46	42	22	13	9	20	...	20	1	34	71	1.6	4	1
14...	110	149	87	30	57	62	6	55	1	...	2	91	50	1.5	...	6
15...	1
17...	13	20	20	...	2	18	13	46	1.2
21...	13	15	11	11	...	4	4	...	1	9	62	2.2
22...	68	48	30	27	3	13	4	9	...	5	3	39	56	2.8	...	2
23...	108	64	49	44	5	9	5	4	...	6	9	...	5.0	48	55	3.5	...	2
24...	110	60	53	50	3	3	3	13	11000	4.2	44	56	3.3	...	2
25...	91	52	38	38	...	12	12	2	11	16000	5.5	37	62	4.0	...	1
26...	43	20	16	16	...	4	4	11	9000	4.2	9	85	4.2	...	1
27...	70	32	28	28	...	4	4	15	11000	5.1	15	64	4.3
28...	154	57	53	53	...	4	4	38	13000	5.7	17	65	4.1	...	4
29...	127	57	54	54	...	4	2	1	30	12500	5.5	25	62	3.9	...	1
30...	150	57	52	52	...	1	1	34	10000	4.9	20	67	4.2	...	2
31...	*104	33	30	30	...	3	3	19	10500	4.5	14	64	4.3	...	2
32...	87	27	26	26	...	1	1	17	14000	5.2	8	73	4.6	...	3
33...	28	8	8	8	7	13500	4.3	1	2
34...	7	2
35...	42	13	13	13	12	14000	5.4	1	1
36...	51	12	12	12	11	17000	5.0	1	2
37...	35	14	14	14	9	9000	4.2	5	68	4.2	...	2
38...	42	18	18	18	8	13000	4.9	9	68	3.6	...	2
39...	96	28	28	28	26	14000	5.4	2
40...	90	29	29	29	20	14000	4.7	8	98	4.6	...	3
41...	14	7	7	7	4	3	1
42...	24	5	5	5	3	2
43...	27	7	7	7	4	3
44...	59	23	21	21	...	2	2	21	14500	5.0	2
45...	76	28	28	28	25	13500	5.0	3	2
46...	22	12	8	8	...	3	3	3	7	84	4.1
47...	41	17	17	17	...	4	4	10	10500	4.5	9	77	4.4
48...	121	61	38	38	...	23	18	5	11	...	4.9	46	62	3.3	...	2
49...	30	10	10	10	2	8	77	4.4
50...	58	43	10	10	...	33	22	11	7	18500	4.6	28	60	2.6	...	2
51...	73	31	31	31	5	...	4.6	25	70	4.0	...	2
52...	257	135	127	127	...	8	8	45	28000	5.7	71	87	3.8	...	4
53...	42	17	17	17	8	11500	4.0	8	54	3.8	...	1
54...	24	13	13	13	5	...	4.4	8	59	3.5
55...	75	27	24	24	...	2	2	17	12000	4.5	10	92	4.2	...	3
56...	*78	23	22	22	...	1	1	15	16500	5.2	6	63	4.3	...	2
57...	*37	11	11	11	7	14500	5.0	4

Table 2.—CHARACTERISTICS OF HOUSING UNITS, BY BLOCKS: 1960—Con.

["Total population" contains no persons in group quarters unless preceded by asterisk; one asterisk (*) denotes less than 10 percent; two asterisks (**), 10 percent or more]

Blocks within census tracts	Total population	All housing units by condition and plumbing								Occupied housing units								
		Total	Sound			Deteriorating			Dilapidated	Owner occupied			Renter occupied			Occupied by non-white	1.01 or more persons per room	
			Total	With all plumbing facilities	Lacking some or all facilities	Total	With all plumbing facilities	Lacking some or all facilities		Total	Average value (dollars)	Average number of rooms	Total	Average contract rent (dollars)	Average number of rooms			
								With flush toilet										No flush toilet
58...	34	10	10	10	7	14000	4.9	3	2	
59...	92	29	29	29	24	15500	5.1	4	1	
60...	132	37	37	37	32	16000	5.4	3	1	
61...	77	22	22	22	21	14000	5.0	1	1	
62...	265	76	76	76	66	15000	4.9	7	101	4.6	...	8	
63...	144	59	59	59	46	20000	5.3	10	70	4.1	...	3	
64...	127	48	46	46	...	2	2	36	18000	5.3	12	87	4.1	...	3	
65...	81	35	33	33	...	2	2	16	13500	4.6	16	111	3.7	...	3	
66...	57	31	31	31	9	12000	4.4	19	74	3.1	...	2	
67...	58	33	33	32	...	1	15	10500	4.3	14	67	3.4	
68...	**98	49	49	49	15	21000	4.9	32	94	3.3	...	1	
69...	144	75	67	64	...	3	8	19	32000	5.9	48	80	3.1	...	3	
70...	152	81	74	72	...	2	7	1	6	16	26000	4.9	59	84	3.5	...	3	
71...	*135	58	55	55	3	20	14500	5.2	36	86	3.5	
72...	93	41	41	41	17	17000	5.1	22	82	4.1	
73...	98	32	32	31	...	1	18	19000	5.2	13	80	4.2	...	3	
74...	212	86	86	86	31	23000	5.9	50	110	3.8	...	3	
75...	144	45	45	45	42	17500	5.1	3	2	
78...	88	25	25	25	20	17500	5.5	5	87	4.6	...	3	
79...	107	38	38	38	35	21000	5.4	2	1	...	
80...	69	25	25	25	18	17000	5.2	7	70	3.3	...	1	
81...	117	40	40	40	24	19500	6.2	15	76	3.7	...	1	
82...	132	55	55	55	21	22000	6.4	31	89	3.7	1	2	
83...	64	39	39	39	16	33000	5.5	18	88	3.4	...	1	
84...	95	56	56	56	8	35000	5.6	31	108	3.0	...	3	
85...	91	46	46	46	16	22000	5.8	30	89	3.2	...	1	
86...	114	44	44	44	27	19500	5.3	15	93	3.9	...	1	
87...	*83	31	31	31	3	23	103	3.8	1	...	
88...	106	48	48	48	8	22000	5.9	38	162	3.8	
89...	117	42	42	42	33	18000	5.5	9	96	4.3	...	1	
90...	95	40	40	40	28	...	5.6	10	...	3.7	...	1	
91...	58	36	36	36	10	...	4.7	16	...	4.4	
92...	67	38	38	38	7	...	6.6	27	247	3.1	1	...	
93...	116	43	43	43	29	...	5.9	13	...	4.2	...	1	
94...	100	43	43	43	26	...	6	17	...	3.9	1696	...	
95...	62	33	33	33	7	...	5.7	21	...	3.5	
96...	83	41	41	41	9	...	6.1	30	...	3.1	...	2	
97...	122	41	41	41	30	...	5.7	10	...	4.4	...	1	
98...	158	75	75	75	22	...	5.5	46	...	3.5	...	1	
99...	76	43	43	43	6	...	5.2	36	...	3.1	
100...	93	48	48	48	8	...	5.0	37	...	3.1	
101...	147	86	86	86	10	...	4.6	71	...	3.3	...	1	
103...	122	66	66	66	4	46	118	4.0	4	3	
104...	275	168	168	167	...	1	8	...	4.4	134	118	3.3	...	3	
105...	7	2	
110...	103	55	55	55	6	...	3.8	44	100	3.2	...	3	
111...	224	111	111	111	6	...	3.7	92	115	3.5	...	7	
112...	86	53	53	53	3	41	114	3.6	
6214...	*2696	812	809	808	1	3	3	549	21000	5.4	211	128	4.0	3	52	
3...	56	24	24	24	15	19000	4.8	8	87	4.3	...	1	
4...	114	31	30	30	...	1	1	22	13500	5.0	8	86	4.8	...	2	
5...	21	6	6	6	4	1	2	
6...	18	6	6	6	4	2	
7...	53	12	12	12	12	19500	5.2	1	
8...	96	25	25	25	24	18000	5.2	1	
9...	14	3	
10...	219	66	66	66	56	21000	5.2	10	104	3.4	...	3	
11...	173	49	49	48	...	1	45	18500	5.1	3	2	
12...	153	40	40	40	36	18000	5.1	4	7	
13...	107	28	28	28	26	18500	5.2	2	3	
14...	76	18	18	18	17	20000	5.5	1	2	
15...	28	6	6	6	4	1	2	
16...	28	5	5	5	4	1	3	
17...	49	12	12	12	11	21000	5.5	1	
18...	98	25	25	25	25	20000	5.5	
19...	33	9	9	9	7	21000	5.0	1	
20...	155	40	40	40	40	23000	5.7	2	
21...	180	43	43	43	41	27000	5.8	2	3	
22...	152	44	44	44	42	19500	5.4	2	1	
23...	117	36	36	36	32	13500	5.5	4	1	
24...	212	57	57	57	52	30000	6.1	2	
25...	**73	13	13	13	8	25000	7.0	5	120	3.4	1	3	
26...	389	179	177	177	...	2	2	13	131	134	3.8	2	10	
28...	82	35	35	35	7	22000	4.4	22	141	4.0	...	2	

U.S. CENSUS OF HOUSING: 1960

Series HC(3)-60

CITY BLOCKS

Redwood City, Calif.

Prepared under the supervision of
WAYNE F. DAUGHERTY, Chief
Housing Division




U.S. DEPARTMENT OF COMMERCE

Luther H. Hodges, Secretary

BUREAU OF THE CENSUS

Richard M. Scammon, *Director (From May 1, 1961)*
Robert W. Burgess, *Director (To March 3, 1961)*





BUREAU OF THE CENSUS

RICHARD M. SCAMMON, *Director* (From May 1, 1961)

ROBERT W. BURGESS, *Director* (To March 3, 1961)

A. ROSS ECKLER, *Deputy Director*
HOWARD C. GRIEVES, *Assistant Director*
CONRAD TAUBER, *Assistant Director*
MORRIS H. HANSEN, *Assistant Director for Statistical Standards*
CHARLES B. LAWRENCE, JR., *Assistant Director for Operations*
WALTER L. KEHRES, *Assistant Director for Administration*
CALVERT L. DEDRICK, *Chief, International Statistical Programs Office*
A. W. VON STRUVE, *Acting Public Information Officer*

Housing Division—

WAYNE F. DAUGHERTY, *Chief*
DANIEL B. RATHBUN, *Assistant Chief*
BEULAH WASHABAUGH, *Special Assistant*
MILTON D. LIEBERMAN, *Chief, Coordination and Research*

Decennial Operations Division—GLEN S. TAYLOR, *Chief*
Electronic Systems Division—ROBERT F. DRURY, *Chief*
Field Division—JEFFERSON D. McPIKE, *Chief*
Geography Division—WILLIAM T. FAY, *Chief*
Population Division—HOWARD G. BRUNSMAN, *Chief*
Statistical Methods Division—JOSEPH STRINBERG, *Chief*

Library of Congress Card Number: A61-9347

SUGGESTED CITATION

U.S. Bureau of the Census. *U.S. Census of Housing: 1960. Vol. III, City Blocks.*
Series HC(3), No. 60.
U.S. Government Printing Office, Washington, D.C., 1961.

For sale by the Superintendent of Documents, U.S. Government Printing Office, Washington 25, D.C.
or any of the Field Offices of the Department of Commerce - Price 25 cents.

Table 1.—CHARACTERISTICS OF HOUSING UNITS, FOR THE CITY: 1960

Subject	Number	Percent	Subject	Number	Percent
All housing units.....	15,525	100.0	Occupied housing units—Con.		
CONDITION AND PLUMBING			COLOR		
Sound.....	14,514	93.5	White.....	14,569	98.0
With all plumbing facilities.....	14,339	92.4	Nonwhite.....	303	2.0
Lacking some or all facilities.....	175	1.1	PERSONS PER ROOM		
Deteriorating.....	820	5.3	1.00 or less.....	13,961	93.9
With all plumbing facilities.....	781	5.0	1.01 or more.....	911	6.1
Lacking some or all facilities.....	39	0.3	AVERAGE NUMBER OF ROOMS		
With flush toilet.....	30	0.2	Owner occupied.....	5.3	...
No flush toilet.....	9	0.1	Renter occupied.....	3.6	...
Dilapidated.....	191	1.2	VALUE AND RENT		
Occupied housing units.....	14,872	100.0	Average value.....dollars	19,200	...
TENURE			Average contract rent.....dollars	94	...
Owner occupied.....	9,654	64.9			
Renter occupied.....	5,218	35.1			

NOTE.—On the map for Redwood City approximately 670 blocks are identified.

Table 2.—CHARACTERISTICS OF HOUSING UNITS, BY BLOCKS: 1960

["Total population" contains no persons in group quarters unless preceded by asterisk: one asterisk (*) denotes less than 10 percent; two asterisks (**), 10 percent or more]

Blocks within census tracts	Total population	All housing units by condition and plumbing								Occupied housing units								
		Total	Sound			Deteriorating			Dilapidated	Owner occupied			Renter occupied			Occupied by non-white	1.01 or more persons per room	
			Total	With all plumbing facilities	Lacking some or all facilities	Total	With all plumbing facilities	Lacking some or all facilities		With flush toilet	No flush toilet	Total	Average value (dollars)	Average number of rooms	Total			Average contract rent (dollars)
66.....	*2302	786	749	743	6	29	27	2	...	8	414	14500	5.0	343	95	3.5	4	70
3.....	142	40	39	37	2	1	1	32	15500	5.0	8	86	4.6	...	4
4.....	148	33	33	33	29	15000	5.2	4
5.....	291	71	69	69	...	2	2	67	14500	5.1	4	11
6.....	138	34	34	34	31	15000	5.0	3	5
7.....	63	18	17	17	...	1	1	12	15000	5.1	5	99	3.6	...	1
8.....	65	19	19	19	13	16000	5.5	6	86	4.5	...	1
9.....	56	19	18	18	...	1	1	13	15500	5.0	6	119	4.5	1	...
10.....	56	17	17	17	11	15000	5.4	6	91	4.0	...	1
11.....	64	20	20	20	16	15000	4.9	4	3
12.....	41	15	15	15	11	15000	5.1	4
14.....	35	13	13	13	10	16000	4.9	3	1
15.....	71	24	24	20	4	17	14000	5.1	7	79	2.7	...	1
16.....	52	16	16	16	15	14500	4.7	1
17.....	49	15	15	15	11	15000	5.1	3	3
18.....	51	18	17	17	...	1	1	13	14500	4.9	5	95	4.0
19.....	41	29	29	29	6	15000	4.8	18	140	1.8	1	3
20.....	24	12	12	12	10	106	3.2
21.....	56	15	15	15	14	14000	5.1	1	2
22.....	36	10	10	10	10	15000	5.1	2
23.....	1	1
24.....	72	28	22	22	...	5	5	1	6	14500	4.8	20	98	3.7	...	2
25.....	**19	6	6	6	1	5	...	3.4
26.....	35	16	14	14	...	2	2	6	13500	5.0	10	87	3.2	1	...
28.....	53	20	20	20	3	14	96	3.5	...	3
29.....	63	25	23	23	...	1	1	1	5	15	87	3.8	...	2
30.....	41	18	16	16	...	1	1	1	9	10500	4.7	9	89	3.4	...	1
31.....	46	26	22	22	...	4	3	1	4	21	86	2.7	...	1
32.....	78	38	37	37	1	3	32	89	3.1	...	2
33.....	37	17	17	17	8	14500	5.4	9	93	3.7
34.....	49	18	18	18	8	12500	4.0	9	94	3.7	1	2
35.....	11	10	10	10	10	95	2.0
36.....	37	15	14	14	...	1	1	1	13	84	3.6	...	2
37.....	98	30	28	28	...	2	2	4	26	92	3.7	...	7
39.....	60	24	23	23	...	1	1	3	20	82	3.6	...	2
40.....	**30	10	6	6	...	4	4	6	13500	6.0	3
41.....	36	16	15	15	...	1	...	1	8	17000	5.6	8	64	3.6
42.....	39	22	20	20	2	3	18	76	3.1
43.....	18	8	5	5	...	1	1	2	4	3	1
67.....	*3853	1522	1483	1465	18	38	34	4	...	1	868	20000	5.9	589	92	3.4	1	35
2.....	88	34	33	33	...	1	...	1	17	20000	6.6	16	90	3.4	...	1
4.....	49	26	26	26	9	20000	6.4	14	101	3.1
5.....	30	14	13	13	...	1	1	11	19000	5.5	2
6.....	66	29	29	29	24	23000	6.1	4
7.....	27	9	9	9	8	20000	6.1	1
8.....	48	20	20	19	1	16	22000	6.3	1
9.....	59	16	16	16	13	22000	6.4	1	1
10.....	68	25	25	25	20	20000	6.1	4	1
11.....	47	16	16	16	15	23000	6.3
13.....	31	15	15	15	7	23000	5.9	4	1
14.....	110	56	55	52	3	1	1	16	28000	6.1	39	85	3.3	...	1

City Block Characteristics

Table 2.—CHARACTERISTICS OF HOUSING UNITS, BY BLOCKS: 1960—Con.

["Total population" contains no persons in group quarters unless preceded by asterisk; one asterisk (*) denotes less than 10 percent; two asterisks (**), 10 percent or more]

Blocks within census tracts	Total population	All housing units by condition and plumbing								Occupied housing units							
		Total	Sound			Deteriorating			Dilapidated	Owner occupied			Renter occupied			Occupied by non-white	1.01 or more persons per room
			Total	With all plumbing facilities	Lacking some or all facilities	Total	With all plumbing facilities	Lacking some or all facilities		Total	Average value (dollars)	Average number of rooms	Total	Average contract rent (dollars)	Average number of rooms		
15...	141	45	44	44	...	1	1	34	24000	6.0	11	78	4.2
16...	69	19	19	19	19	27000	6.4
17...	68	17	17	17	16	23000	6.3	1	1
18...	58	21	21	21	19	23000	6.9	2
19...	58	20	19	19	...	1	1	15	22000	6.4	5	...	5.4	...	1
20...	86	27	27	27	23	23000	6.1	4
21...	61	20	20	20	16	27000	6.9	4
22...	161	104	98	95	3	6	3	3	...	11	18500	5.9	89	101	3.0	...	1
23...	*148	80	79	79	...	1	1	5	...	5.0	67	94	3.3	...	1
24...	95	59	59	57	2	6	...	4.5	50	85	3.0
25...	147	76	66	60	6	10	10	14	...	5.2	59	75	3.0	1	3
27...	**71	28	21	19	2	7	7	3	23	75	3.0	...	2
28...	**39	19	19	19	2	17	83	2.6	...	1
29...	61	32	28	28	...	4	4	2	29	88	3.3	...	1
30...	125	70	70	70	12	20000	5.3	54	92	3.1	...	3
31...	55	22	22	22	20	20000	6.4	1
32...	67	23	23	23	20	24000	7.3	3
33...	81	30	30	30	25	18500	6.2	3	1
34...	92	31	31	31	25	17500	5.6	6	87	6.0
35...	96	29	29	29	29	20000	5.8	1
36...	85	28	28	28	24	18000	6.0	4
37...	91	29	29	29	26	17000	5.6	3	1
38...	82	30	30	30	24	18500	5.9	5	101	4.8
39...	92	31	29	29	...	2	2	26	17000	6.1	4	1
40...	65	23	22	21	1	1	1	18	21000	6.3	5	125	4.8	...	1
42...	65	23	23	23	13	14500	5.5	5	107	4.8
43...	*11	1
44...	56	19	19	19	14	20000	6.6	5	77	3.4	...	1
45...	45	18	18	18	15	20000	5.9	3
46...	73	18	18	18	16	18000	5.8	2	1
47...	54	18	18	18	18	19500	5.5
48...	64	19	19	19	18	17500	5.6	1	1
49...	32	11	11	11	9	17000	5.2	2	1
50...	68	21	20	20	1	17	17500	5.6	3
51...	54	21	21	21	16	17500	5.5	5	92	4.8
52...	60	21	21	21	20	18000	5.4	1	1
53...	73	25	25	25	20	17500	5.6	4
54...	34	10	10	10	10	18500	5.5	1
55...	34	11	11	11	9	17500	6.0	1	1
56...	53	21	21	21	13	19500	6.0	8	87	4.3
57...	37	15	15	15	12	17500	5.3	2
58...	83	31	31	31	21	19500	5.4	4	1
59...	70	21	21	21	...	2	2	16	17500	5.1	6	92	4.7	...	3
60...	70	23	23	23	20	17000	5.2	2
68.....	3861	1230	1199	1195	4	30	29	1	1	1101	23000	6.1	91	101	4.4	1	32
1...	141	43	41	41	...	2	1	1	...	35	36000	7.4	4	1
2...	43	13	13	13	12	38000	7.4
3...	51	17	17	17	17	34000	6.8
4...	49	13	13	13	12	38000	6.9	1
5...	29	8	8	8	7	25000	6.1
6...	96	28	24	24	...	4	4	27	21000	5.7	1	3
7...	17	4
8...	84	26	22	22	...	4	4	24	18500	5.6	1	1
9...	55	18	18	17	1	17	29000	6.0	1
10...	50	16	16	16	15	23000	5.7	1
11...	60	18	18	18	18	28000	6.7
12...	85	25	25	25	24	31000	7.0
13...	34	11	11	11	11	38000	8.0
14...	73	25	25	25	24	35000	7.5	1
15...	26	9	8	8	...	1	1	9	35000	7.4
16...	95	29	25	25	...	4	4	26	33000	7.3	3	1
17...	67	20	20	20	18	34000	7.0	1
18...	68	20	19	19	...	1	1	19	26000	7.0	1
19...	39	13	13	13	11	26000	6.4	2
20...	68	20	19	19	...	1	1	19	26000	5.9	1
21...	84	20	20	20	20	31000	6.8	1
22...	82	26	26	25	1	23	26000	6.3	2
23...	69	22	20	20	...	2	2	17	21000	6.2	4	1
24...	44	19	17	17	...	2	2	16	20000	5.2	1
25...	59	21	21	21	18	21000	5.8	2	1
26...	33	12	12	12	6	22000	5.0	6	131	4.3
27...	55	18	18	18	15	19500	5.5	3	2
28...	104	31	30	29	1	1	1	25	22000	6.0	5	...	3.0	...	1
29...	88	35	32	32	...	3	3	31	20000	5.7	2
30...	92	29	29	29	26	20000	5.7	2	1
31...	81	29	29	29	27	23000	6.0	1	1
32...	96	28	28	28	28	23000	6.2
33...	86	30	30	30	29	19500	5.9	1
34...	80	27	27	27	24	22000	5.8	2
35...	82	30	30	30	27	23000	6.0	1
36...	96	29	29	29	27	18500	5.5	2	1
37...	86	29	29	29	26	18000	5.6	2
38...	87	28	28	28	27	21000	5.9	2
39...	92	28	28	28	27	22000	6.3
41...	150	51	51	51	46	18000	5.6	5	...	4.6	...	1

Table 2.—CHARACTERISTICS OF HOUSING UNITS, BY BLOCKS: 1960—Con.

["Total population" contains no persons in group quarters unless preceded by asterisk; one asterisk (*) denotes less than 10 percent; two asterisks (**), 10 percent or more]

Blocks within census tracts	Total population	All housing units by condition and plumbing									Occupied housing units							
		Total	Sound			Deteriorating			Dilapidated	Owner occupied			Renter occupied			Occupied by non-white	1.01 or more persons per room	
			Total	With all plumbing facilities	Lacking some or all facilities	Total	With all plumbing facilities	Lacking some or all facilities		Total	Average value (dollars)	Average number of rooms	Total	Average contract rent (dollars)	Average number of rooms			
								With flush toilet										No flush toilet
43...	149	49	47	47	...	2	2	42	18500	5.6	6	93	4.2	...	1
44...	125	48	46	46	...	2	2	37	15000	5.1	7	69	4.0	1	...
45...	77	24	24	24	22	19500	5.5	1
46...	69	19	19	18	1	18	21000	5.9	1
47...	159	47	47	47	41	18500	5.6	5	85	4.0	...	4
48...	61	21	20	20	17	22000	6.2	2	1
49...	71	22	22	22	1	19	19500	5.9	2
50...	101	33	32	32	...	1	1	28	20000	5.8	4	1
51...	102	31	31	31	28	19500	5.5	3
52...	71	18	18	18	15	14500	5.2	2	3
69.....	2833	877	850	850	...	25	24	1	...	2	722	18500	5.2	116	97	4.1	8	58
1....	16	4
2....	15	5	5	5	4
3....	79	25	25	25	22	19000	5.1	3	3
5....	10	4
6....	10	4
7....	97	24	24	24	22	24000	6.0	2	2
8....	140	42	41	41	1	32	25000	5.8	5	85	3.6	...	2
9....	49	17	16	16	...	1	1	13	26000	5.8	3	1
10...	164	42	37	37	...	5	5	37	22000	5.7	3	1	6
11...	3	1
12...	104	29	29	29	24	22000	5.7	3	1
13...	...	1
14...	189	56	56	56	41	15500	4.7	14	105	4.2	...	7
15...	48	16	15	15	...	1	1	12	12500	4.2	4	1
16...	60	18	17	17	...	1	1	16	13000	4.4	2	3
17...	113	37	37	37	28	13500	4.3	7	112	4.1	1	4
18...	73	18	18	18	17	19500	5.9	1
19...	82	24	22	22	...	2	2	23	18000	5.6	1	1
20...	52	13	13	13	12	18500	5.8	1	2
21...	81	36	35	35	...	1	1	26	16000	4.8	7	80	3.9
22...	104	39	37	37	...	2	2	30	15000	4.9	7	86	4.3
23...	87	31	27	27	...	4	4	23	15500	4.7	7	91	4.1	...	2
24...	79	23	23	23	22	17500	5.2	1	2
25...	58	14	14	14	12	19000	5.6	2
26...	14	4
27...	27	9	9	9	8	14000	4.3	1	1	1
28...	38	14	14	14	10	16500	4.5	4	1
29...	41	15	15	15	15	16000	4.6	1
30...	86	28	28	28	25	20000	5.6	2
31...	9	3
32...	85	20	20	20	18	25000	6.2	1	1	1
33...	51	15	15	15	14	25000	5.8
34...	42	14	14	14	11	23000	5.3	1
35...	26	12	12	12	7	22000	5.4	1
36...	40	14	14	14	12	16500	5.1	2
37...	93	27	24	24	...	2	1	1	...	1	23	19000	5.2	3	1
38...	51	17	15	15	...	2	2	15	17000	4.5	2	1
39...	21	7	7	7	5	19000	5.0	1	1
40...	53	17	17	17	15	17000	4.5	2	3
41...	59	22	20	20	...	2	2	13	16000	4.7	8	92	3.6
42...	38	14	14	14	14	15500	4.9
43...	59	21	21	21	12	17500	5.2	7	89	3.3	...	2
44...	67	16	16	16	14	17500	5.4	2	2
45...	46	14	14	14	13	16500	4.8	1	1	1
46...	51	19	17	17	...	2	2	17	16000	4.5	2	1
47...	77	20	20	20	17	18000	5.5	2	4
48...	46	12	12	12	11	18000	5.1	1	2
71.....	5754	1441	1439	1438	1	2	2	1348	23000	5.8	53	125	4.5	8	84
1....	109	30	30	30	26	24000	5.5	2	1	2
2....	418	118	118	118	90	28000	6.0	11	131	3.7	...	5
3....	92	20	20	20	20	27000	6.4
4....	115	28	28	28	28	27000	6.0	2
5....	90	21	21	21	21	28000	6.1	2
6....	58	16	16	16	16	20000	5.1	1
7....	51	15	15	15	13	21000	5.8	1
8....	179	42	42	42	41	20000	5.2	1	1	6
9....	134	39	38	38	...	1	1	35	20000	5.0	4	4	2
11...	28	6	6	6	6	25000	6.3
12...	130	32	32	32	32	21000	5.6	3
13...	62	15	15	15	15	19000	5.2	2
14...	81	18	18	18	18	19000	5.4	2
15...	91	24	24	24	21	21000	5.4	2	1
16...	38	11	11	11	11	21000	5.2
17...	90	23	23	23	22	21000	5.2	2
18...	53	14	14	14	14	20000	5.3
19...	101	26	26	26	24	21000	5.1	1	1
20...	95	25	25	25	25	20000	5.3	1	1
21...	29	7	7	7	6	19500	5.5	1	1
22...	47	10	10	10	9	19000	5.8	1	1
23...	26	6	6	6	6	20000	6.0	1
24...	103	23	23	23	22	28000	6.1	1
25...	98	24	24	24	23	27000	6.2	1
26...	166	38	38	38	37	27000	5.9
27...	152	34	34	34	33	29000	6.1	1	2

City Block Characteristics

Table 2.—CHARACTERISTICS OF HOUSING UNITS, BY BLOCKS: 1960—Con.

["Total population" contains no persons in group quarters unless preceded by asterisk; one asterisk (*) denotes less than 10 percent; two asterisks (**), 10 percent or more]

Blocks within census tracts	Total population	All housing units by condition and plumbing								Occupied housing units							
		Total	Sound			Deteriorating			Dilapidated	Owner occupied			Renter occupied			Occupied by non-white	1.01 or more persons per room
			Total	With all plumbing facilities	Lacking some or all facilities	Total	With all plumbing facilities	Lacking some or all facilities		Total	Average value (dollars)	Average number of rooms	Total	Average contract rent (dollars)	Average number of rooms		
28...	133	34	34	34	33	27000	5.8	1	2
29...	139	32	32	32	32	28000	6.1	2
30...	159	36	36	36	35	28000	6.3	1	1
31...	96	20	20	20	20	30000	6.6
32...	77	25	25	25	21	29000	6.5
33...	64	20	20	20	14	30000	6.4
34...	190	41	41	41	41	27000	6.4	1
35...	76	17	17	17	17	27000	6.2	2
36...	93	25	25	25	23	18000	5.5	2	1
37...	146	36	36	36	35	17000	5.5	1	2
38...	139	34	34	34	31	17000	5.3	3	6
39...	141	34	34	34	33	16500	5.5	4
40...	141	34	34	34	31	16000	5.3	3	3
41...	133	31	31	31	30	16000	5.4	1	5
42...	109	27	27	27	27	18500	5.6	2
43...	82	22	21	21	...	1	1	22	22000	6.0
44...	209	57	57	57	57	21000	5.8	1
45...	91	26	26	25	1	26	18500	5.3	3
46...	45	13	13	13	10	19000	5.5	3
47...	45	18	18	18	15	19500	5.2	3
48...	97	25	25	25	22	19500	5.7	3	2
49...	92	21	21	21	21	19500	5.8	1
50...	621	148	148	148	138	25000	6.1	6	95	5.2	1	8
72.....	4522	1169	1169	1167	2	1081	19000	5.2	82	114	4.5	...	97
1...	178	45	45	45	44	19000	4.9	1	6
2...	144	38	38	38	36	18500	4.7	2	7
3...	122	34	34	34	32	18000	4.7	2	2
4...	14	4
5...	140	34	34	34	33	19000	5.4	1	2
6...	211	54	54	54	51	19500	5.2	2	3
7...	79	22	22	22	22	22000	5.2	1
8...	76	17	17	17	17	22000	5.1	1
9...	215	51	51	51	51	24000	5.3	2
10...	164	38	38	38	37	18000	5.3	1	8
11...	82	22	22	22	20	17500	5.3	1	1
12...	100	22	22	22	20	17500	5.3	2	4
13...	89	24	24	24	23	18000	5.0	3
14...	164	39	39	39	37	17500	5.3	2	6
15...	235	57	57	57	55	20000	5.7	1	3
16...	153	44	44	43	1	44	20000	5.4	2
17...	180	52	52	52	51	18000	4.8	4
18...	60	14	14	14	12	18500	5.0	2	3
19...	124	36	36	36	35	17500	4.7	1	2
20...	66	20	20	20	20	18500	4.7	2
21...	158	45	45	45	44	17500	4.7	1	2
22...	49	16	16	16	15	16500	5.1	1
24...	110	27	27	27	27	20000	5.4	1
25...	126	29	29	29	28	18500	5.5	3
26...	56	12	12	12	10	17500	5.1	2	4
27...	97	23	23	23	21	18000	5.2	2	3
28...	139	32	32	31	1	27	19000	5.9	4	3
29...	113	27	27	27	27	20000	6.4
30...	202	53	53	53	52	19500	5.5	1	3
31...	68	17	17	17	16	17000	5.1	1	1
32...	165	43	43	43	42	18000	5.1	1	2
33...	175	43	43	43	42	18500	5.4	1	3
34...	149	38	38	38	36	19000	5.4	2	5
35...	186	54	54	54	17	19500	5.2	37	101	4.1	...	7
36...	91	31	31	31	21	18000	5.2	10	106	4.6
37...	42	12	12	12	12	17000	5.1
73.....	*4249	1383	1326	1326	...	40	40	...	17	841	18000	5.2	477	107	3.8	44	86
1...	61	14	14	14	12	16000	5.6	2	2
2...	40	13	13	13	4	9	76	3.2	...	1
3...	18	8	8	8	5	21000	5.0	3
4...	20	4	4	4	1	3	2
5...	25	11	11	11	3	8	88	3.4
6...	27	8	8	8	8	18500	5.6
7...	55	16	16	16	16	17000	5.1	1
8...	76	26	26	26	23	16500	5.3	3	2
9...	106	32	32	32	24	17500	5.2	8	106	3.5	...	1
10...	91	35	32	32	...	2	2	...	1	15	13500	4.9	19	97	3.9	2	...
11...	53	15	15	15	15	18000	5.1
13...	77	33	30	30	...	3	3	19	19000	5.3	12	99	4.0
14...	101	34	34	34	23	20000	5.6	9	110	4.4	...	1
15...	268	81	79	79	...	2	2	47	21000	5.3	34	158	4.1	6	4
16...	220	78	76	76	...	2	2	36	18000	5.1	32	110	4.3	...	4
17...	104	37	36	36	...	1	1	23	16000	4.8	14	90	4.1	...	1
18...	124	43	43	43	...	1	1	20	14500	4.9	21	111	4.0	...	3
19...	108	39	36	36	...	3	3	21	13000	4.5	17	101	3.9	...	3
20...	107	30	30	30	22	16500	5.0	7	95	4.3	1	5
21...	83	29	28	28	...	1	1	27	15500	4.7	1	1	1
22...	47	15	15	15	15	18000	5.5
23...	52	16	16	16	12	18000	5.3	4
24...	57	24	24	24	13	15500	4.3	6	100	4.0	...	1

Table 2.—CHARACTERISTICS OF HOUSING UNITS, BY BLOCKS: 1960—Con.

["Total population" contains no persons in group quarters unless preceded by asterisk; one asterisk (*) denotes less than 10 percent; two asterisks (**), 10 percent or more]

Blocks within census tracts	Total population	All housing units by condition and plumbing								Occupied housing units								
		Sound				Deteriorating				Owner occupied			Renter occupied			Occupied by non-white	1.01 or more persons per room	
		Total	With all plumbing facilities	Lacking some or all facilities	Total	With all plumbing facilities	Lacking some or all facilities	Dilapidated	Total	Average value (dollars)	Average number of rooms	Total	Average contract rent (dollars)	Average number of rooms				
			With flush toilet	No flush toilet														
25...	58	20	19	19	1	8	12000	4.3	12	106	4.3	...	2	
26...	48	17	16	16	...	1	1	3	13	94	4.2	...	1	
27...	42	18	18	18	9	14500	4.1	8	83	3.1	...	2	
28...	48	15	14	14	...	1	1	7	18500	5.0	6	105	4.8	3	2	
29...	53	19	19	19	11	14500	5.1	8	88	3.5	1	...	
30...	*664	202	183	183	...	12	12	...	7	107	19000	5.2	83	106	3.9	8	17	
31...	76	20	19	19	1	17	14500	4.4	3	3	3	
32...	364	106	105	105	1	83	19500	5.6	18	97	3.8	15	9	
33...	98	31	31	31	11	15500	4.7	18	105	4.1	...	2	
34...	85	22	22	22	20	22000	5.9	1	
35...	*114	33	31	31	...	2	2	18	19000	5.3	15	106	3.7	1	3	
36...	*90	26	25	25	...	1	1	15	19000	5.1	11	106	4.0	1	3	
37...	*84	24	23	23	...	1	1	13	19000	5.4	10	106	4.1	1	2	
38...	104	31	31	31	30	21000	5.3	1	2	2	
39...	186	53	53	53	47	18500	5.2	5	91	3.8	...	3	
40...	94	48	47	47	1	15	19500	5.5	29	126	3.2	...	1	
41...	121	55	44	44	...	7	7	...	4	21	19500	5.2	25	98	2.4	4	5	
74.....	*6559	2638	2449	2443	6	171	170	1	...	18	1111	15500	4.9	1399	96	3.6	20	114
1...	*109	42	40	40	...	2	2	17	16500	6.6	24	75	3.1	...	3	
2...	37	20	17	17	...	3	3	6	...	5.0	14	87	4.0	
3...	*90	36	30	30	...	6	6	14	14500	5.2	22	84	3.5	...	1	
4...	121	51	38	38	...	13	13	10	18500	5.1	41	88	3.6	...	2	
5...	41	13	13	13	13	19500	5.6	
6...	75	40	37	37	...	3	3	15	14000	4.2	22	82	3.2	...	2	
7...	85	36	20	20	...	15	15	11	13000	4.8	24	90	4.1	...	1	
8...	108	52	49	49	...	3	3	9	...	5.6	42	84	3.4	...	3	
9...	66	23	14	14	...	9	9	13	12500	5.2	10	87	4.7	1	2	
10...	91	34	30	30	...	4	4	13	13000	4.8	21	94	4.3	
11...	100	37	31	31	...	6	6	12	12500	5.3	24	94	4.0	...	3	
12...	*129	48	47	47	...	1	1	17	19500	5.2	27	112	3.5	...	1	
13...	28	14	13	13	...	1	1	9	16000	4.9	2	1	1	
14...	102	38	38	38	32	16000	5.3	5	88	3.6	
15...	176	63	57	57	...	6	6	38	15500	5.0	25	79	3.9	...	5	
16...	165	59	57	57	...	2	1	1	...	25	15500	4.9	33	103	4.0	...	1	
17...	84	42	42	42	14	15000	4.6	26	86	3.4	1	2	
18...	105	40	36	36	...	4	4	21	11500	4.7	19	82	3.4	...	3	
19...	146	52	45	45	...	2	2	...	5	19	12000	4.7	33	78	4.1	1	5	
20...	105	49	48	48	...	1	1	19	12500	4.3	26	86	3.5	...	1	
21...	96	39	36	36	...	2	2	...	1	12	12500	4.5	25	95	3.7	...	2	
22...	91	39	37	37	...	2	2	17	12000	4.3	20	96	3.4	
23...	100	53	47	47	...	6	6	15	13500	4.0	34	91	3.3	
24...	113	57	54	54	...	2	2	19	14500	4.4	30	112	3.6	...	2	
25...	139	56	53	53	...	3	3	...	1	17	13500	4.8	36	91	3.4	1	4	
26...	64	28	20	20	...	7	7	14	12500	4.9	14	77	3.4	
27...	85	28	26	26	...	2	2	13	15000	4.8	15	82	4.0	...	2	
28...	81	35	35	35	19	13500	4.8	15	94	3.1	
29...	65	24	24	22	2	11	14500	5.1	12	97	3.9	...	2	
30...	55	21	21	21	13	17000	5.4	7	95	3.9	
31...	20	8	8	8	8	16500	5.3	
32...	68	28	28	26	2	10	15000	5.0	16	101	4.2	1	...	
33...	123	41	36	36	...	5	5	27	14500	4.7	14	95	4.6	...	4	
34...	74	26	26	26	22	15500	5.6	4	
35...	72	23	22	22	...	1	1	19	15000	5.3	4	1	...	
36...	45	13	13	13	6	13500	4.5	7	108	4.3	...	2	
37...	111	44	39	39	...	5	5	17	16500	4.7	25	91	3.5	...	2	
38...	75	32	29	29	...	3	3	18	14500	4.7	13	88	3.3	...	2	
39...	98	34	34	34	25	22000	5.4	8	95	3.9	1	...	
40...	120	36	36	36	25	20000	5.2	11	107	3.8	...	3	
41...	125	49	44	44	...	5	5	25	11500	4.3	23	80	3.8	1	5	
42...	120	51	50	50	...	1	1	21	12500	5.5	28	115	3.7	...	1	
43...	79	33	33	31	2	21	15500	5.8	12	88	3.8	...	1	
44...	94	33	33	33	21	15500	5.4	11	105	4.4	...	1	
45...	99	41	41	41	30	14000	5.1	11	84	3.8	1	1	
46...	75	33	33	33	23	14000	4.8	10	74	2.8	...	1	
47...	275	139	136	136	...	3	3	30	17000	4.8	97	93	3.3	...	3	
48...	74	23	21	21	...	2	2	20	14500	5.1	3	1	1	
49...	45	15	15	15	8	15000	5.0	7	117	4.1	...	1	
50...	76	20	19	19	...	1	1	13	18000	4.9	7	107	4.3	...	4	
51...	40	19	19	19	10	14500	4.5	7	107	4.3	
52...	207	67	61	61	...	5	5	33	17000	4.9	33	89	4.0	1	5	
53...	150	65	62	62	...	3	3	...	1	28	14500	4.9	28	115	3.8	1	1	
54...	31	12	11	11	...	1	1	9	14000	5.3	3	
55...	185	76	69	69	...	7	7	26	14000	4.8	47	123	3.5	2	2	
56...	94	35	28	28	...	3	3	17	13000	4.8	17	97	4.0	2	3	
57...	165	67	60	60	...	7	7	...	4	23	16000	5.2	32	98	3.6	4	4	
58...	297	127	126	126	...	1	1	7	...	4.4	113	108	3.2	...	10	
59...	300	135	123	123	...	8	8	...	4	34	17000	4.6	82	96	3.6	...	4	
60...	170	75	74	74	...	1	1	22	21000	4.8	46	119	3.8	...	1	
61...	110	35	31	31	...	4	4	17	20000	5.1	17	97	3.9	1	1	
62...	90	34	34	34	19	18500	4.6	15	104	3.9	...	2	
75.....	*2715	986	849	840	9	91	83	2	6	46	528	17000	4.9	420	99	3.7	157	79
2...	24	10	5	5	...	5	5	3	7	72	3.9	5	...	
3...	16	6	4	4	...	2	2	6	15500	4.0	1	
4...	20	6	2	2	...	2	2	2	4	4	1	

Table 2.—CHARACTERISTICS OF HOUSING UNITS, BY BLOCKS: 1960—Con.

["Total population" contains no persons in group quarters unless preceded by asterisk: one asterisk (*) denotes less than 10 percent; two asterisks (**), 10 percent or more]

Blocks within census tracts	Total population	All housing units by condition and plumbing								Occupied housing units								
		Total	Sound			Deteriorating			Dilapidated	Owner occupied			Renter occupied			Occupied by non-white	1.01 or more persons per room	
			Total	With all plumbing facilities	Lacking some or all facilities	Total	With all plumbing facilities	Lacking some or all facilities		Total	Average value (dollars)	Average number of rooms	Total	Average contract rent (dollars)	Average number of rooms			
114...	105	51	48	45	3	1	1	2	5	...	3.8	44	84	3.3
115...	95	45	35	35	...	5	5	5	12	18500	4.5	30	88	3.2	...	3
116...	4	2
117...	9	5	4	4	1	5	46	4.0
119...	**30	8	3	2	1	5	3	2	1	7	66	3.7
120...	32	19	19	12	7	10	10000	5.4	9	37	1.3	2	2
121...	42	21	20	20	...	1	1	5	13500	4.8	13	89	4.2	1	...
122...	66	22	22	22	7	16000	5.1	15	87	4.0	...	1
123...	72	31	26	26	...	5	5	7	14000	5.4	19	73	3.4	2	1
124...	48	17	15	15	...	2	2	2	13	89	4.2	...	2
125...	35	12	12	12	6	12500	5.5	6	67	3.2	...	4
127...	**30	4
129...	51	14	14	14	5	12000	4.4	9	78	3.6	...	4
130...	66	30	28	28	...	2	2	5	12500	5.2	20	75	3.6	...	3
131...	27	15	10	10	...	5	5	1	12	80	3.2	...	1
132...	40	26	21	18	3	5	1	4	2	18	71	2.7
133...	94	26	26	26	15	13500	5.6	10	86	5.2	...	1
134...	40	12	9	9	...	3	3	9	12000	5.1	3
135...	9	18	18	18	1	6	81	1.2
140...	219	90	86	86	...	4	4	13	11000	4.6	72	78	3.1	3	8
141...	114	47	42	42	...	5	5	6	11500	4.5	37	86	3.2	...	3
142...	40	14	11	11	...	3	3	2	9	84	4.1	...	3
143...	8	3
146...	4	4
148...	190	75	61	61	...	11	11	3	8	17500	4.5	64	104	3.5	...	6
149...	5	1
150...	5	2
151...	46	23	10	10	...	8	8	5	5	...	3.8	17	68	3.6	...	2
154...	11	1
155...	38	12	6	6	...	5	5	1	4	7	83	4.3	1	2
156...	33	13	11	11	...	1	1	1	7	12000	4.7	5	87	4.0	1	...
157...	37	12	9	9	...	2	2	1	7	10000	5.0	5	88	4.4	...	1
158...	42	17	17	17	8	11500	5.1	8	92	4.0
159...	41	11	9	9	...	2	2	3	8	90	4.5	...	1
160...	48	19	15	15	...	4	4	8	13500	4.6	11	67	3.5	...	2
161...	59	23	22	22	...	1	1	3	18	79	3.3	...	2
162...	52	18	10	10	...	8	4	4	9	12500	4.7	8	65	3.9	3	2
163...	41	10	10	10	5	...	4.6	5	101	4.8	...	2
164...	8	3
165...	14	4
166...	3	1
167...	4	2
168...	32	15	12	12	...	3	3	9	9000	4.7	6	64	3.5	1	...
169...	115	48	48	48	2	43	82	3.0	2	6
170...	32	8	8	8	7	13500	5.3	1	2	...
171...	16	5	1	1	...	4	4	1	3	1	1
173...	26	16	16	3	13	2	14	54	1.1	3	2
174...	48	12	5	5	...	7	7	11	15000	5.7	1	1
175...	45	12	6	6	...	6	6	8	15000	6.0	4
176...	311	81	40	40	...	38	38	3	70	14500	5.8	10	178	5.2	...	4
177...	316	85	25	25	...	50	50	10	66	13500	5.5	18	87	4.8	8	9
178...	77	20	9	9	...	9	9	2	20	14500	5.9	1	2
179...	241	57	16	16	...	38	38	3	49	14000	5.7	8	122	6.0	1	8
188...	2	1
77.....	**3434	1067	1049	1037	12	15	15	3	704	14500	4.9	316	105	3.8	14	97
1...	59	21	19	17	2	2	2	16	14000	5.3	5	...	2.8	1	1
2...	140	41	40	40	...	1	1	26	15500	5.4	10	88	4.4	1	5
3...	131	41	39	39	...	2	2	30	14000	5.2	9	104	4.1	2	3
4...	74	21	21	21	15	13500	4.9	6	98	4.7	...	3
5...	111	30	30	30	25	13500	5.2	5	99	5.0	...	4
6...	96	30	26	26	...	4	4	19	14500	5.6	10	115	3.7	...	2
7...	67	24	24	24	23	14000	4.9	1
8...	105	32	32	32	17	16000	5.3	15	111	4.1	1	1
9...	107	31	31	31	15	17500	5.3	15	105	3.8	...	3
10...	120	37	37	37	27	17000	5.1	9	119	4.4	...	4
11...	71	20	18	18	...	2	2	10	17500	5.6	9	200	4.2	...	1
12...	69	22	22	22	14	14000	5.5	7	85	3.7	...	2
13...	283	80	78	78	...	2	2	64	14000	4.9	13	110	4.7	1	9
14...	158	48	48	48	40	14000	5.0	7	97	4.3	1	3
15...	29	7	7	7	3	4
16...	143	42	39	39	...	1	1	2	31	13500	4.8	10	95	4.1	...	4
17...	227	77	76	76	31	15000	4.8	42	107	4.0	...	6
18...	273	78	77	77	...	1	1	1	53	14000	5.1	24	96	4.2	1	8
19...	70	33	33	33	18	12500	4.4	4	1	3
20...	164	46	46	43	3	36	15000	4.7	8	102	4.1	...	4
21...	201	67	67	67	37	15000	4.7	23	107	3.9	...	5
22...	139	39	39	39	35	15000	4.7	3	5
23...	158	74	74	72	2	22	15000	4.3	51	96	2.3	3	6
24...	279	81	81	81	65	14500	4.7	14	100	4.3	1	10
25...	*160	45	45	40	5	32	15000	4.7	12	105	4.0	1	5
80.....	468	191	179	179	...	12	12	68	19500	5.7	110	99	3.2	2	6
1...	9	5	5	5	3	1	1	...
2...	88	42	30	30	...	12	12	3	35	113	3.6	...	1
3...	198	90	90	90	33	20000	5.8	52	96	2.8	1	1

U.S. CENSUS OF HOUSING: 1960

Series HC(3)-61

CITY BLOCKS


Richmond, Calif.

Prepared under the supervision of
WAYNE F. DAUGHERTY, Chief
Housing Division



U.S. DEPARTMENT OF COMMERCE
Luther H. Hodges, Secretary
BUREAU OF THE CENSUS

Richard M. Scammon, *Director (From May 1, 1961)*
Robert W. Burgess, *Director (To March 3, 1961)*





BUREAU OF THE CENSUS

RICHARD M. SCAMMON, *Director* (From May 1, 1961)

ROBERT W. BURGESS, *Director* (To March 3, 1961)

A. ROSS ECKLER, *Deputy Director*

HOWARD C. GRIEVES, *Assistant Director*

CONRAD TAEUBER, *Assistant Director*

MORRIS H. HANSEN, *Assistant Director for Statistical Standards*

CHARLES B. LAWRENCE, JR., *Assistant Director for Operations*

WALTER L. KEHRES, *Assistant Director for Administration*

CALVERT L. DEDRICK, *Chief, International Statistical Programs Office*

A. W. VON STRUVE, *Acting Public Information Officer*

Housing Division—

WAYNE F. DAUGHERTY, *Chief*

DANIEL B. RATHBUN, *Assistant Chief*

BEULAH WASHBAUGH, *Special Assistant*

MILTON D. LIEBERMAN, *Chief, Coordination and Research*

Decennial Operations Division—GLEN S. TAYLOR, *Chief*

Electronic Systems Division—ROBERT F. DRURY, *Chief*

Field Division—JEFFERSON D. MCPHIE, *Chief*

Geography Division—WILLIAM T. FAY, *Chief*

Population Division—HOWARD G. BRUNSMAN, *Chief*

Statistical Methods Division—JOSEPH STEINBERG, *Chief*

Library of Congress Card Number: A61-9347

SUGGESTED CITATION

U.S. Bureau of the Census. *U.S. Census of Housing: 1960. Vol. III, City Blocks.*
Series HC(3), No. 61.

U.S. Government Printing Office, Washington, D.C., 1961.

For sale by the Superintendent of Documents, U.S. Government Printing Office, Washington 25, D.C.
or any of the Field Offices of the Department of Commerce — Price 25 cents.

Table 1.—CHARACTERISTICS OF HOUSING UNITS, FOR THE CITY: 1960

Subject	Number	Percent	Subject	Number	Percent
All housing units	23,130	100.0	Occupied housing units—Con.		
CONDITION AND PLUMBING			COLOR		
Sound	20,766	89.8	White	18,278	82.7
With all plumbing facilities	20,332	87.9	Nonwhite	3,835	17.3
Lacking some or all facilities	1,334	5.8	PERSONS PER ROOM		
Deteriorating	1,979	8.6	1.00 or less	19,707	89.1
With all plumbing facilities	1,430	6.2	1.01 or more	2,406	10.9
Lacking some or all facilities	549	2.4	AVERAGE NUMBER OF ROOMS		
With flush toilet	544	2.4	Owner occupied	5.2	...
No flush toilet	5	...	Renter occupied	3.7	...
Dilapidated	385	1.7	VALUE AND RENT		
Occupied housing units	22,113	100.0	Average value	13,400	...
TENURE			Average contract rent	71	...
Owner occupied	14,252	64.5			
Renter occupied	7,861	35.5			

NOTE.—On the map for Richmond approximately 1,290 blocks are identified.

Table 2.—CHARACTERISTICS OF HOUSING UNITS, BY BLOCKS: 1960

["Total population" contains no persons in group quarters unless preceded by asterisk; one asterisk (*) denotes less than 10 percent; two asterisks (**), 10 percent or more]

Blocks within census tracts	Total population	All housing units by condition and plumbing								Occupied housing units								
		Total	Sound			Deteriorating			Dilapidated	Owner occupied			Renter occupied			Occupied by non-white	1.01 or more persons per room	
			Total	With all plumbing facilities	Lacking some or all facilities	Total	With all plumbing facilities	Lacking some or all facilities		Total	Average value (dollars)	Average number of rooms	Total	Average contract rent (dollars)	Average number of rooms			
60.....	2758	711	711	711	668	19000	5.4	9	122	5.1	2	37	
1....	42	25	25	25	10	20000	5.1	1	1	
2....	228	52	52	52	52	19500	5.3	8	
3....	144	33	33	33	33	18500	5.3	7	
4....	93	21	21	21	20	17500	5.4	1	3	
5....	358	88	88	88	85	15500	5.4	2	1	6	
6....	118	28	28	28	27	15000	5.4	1	4	
7....	145	34	34	34	34	14500	5.3	5	
8....	33	7	7	7	7	16500	5.1	1	
9....	111	27	27	27	26	18500	5.2	1	3	
10....	88	22	22	22	22	21000	5.2	2	
11....	91	24	24	24	24	21000	6.0	
12....	140	33	33	33	33	19500	5.5	1	...	
13....	159	43	43	43	42	22000	5.6	1	2	
14....	180	49	49	49	49	21000	5.4	
15....	104	25	25	25	25	20000	5.4	2	
16....	103	28	28	28	28	20000	5.1	3	
17....	143	36	36	36	35	16500	5.4	3	
18....	76	19	19	19	19	20000	5.0	1	
20....	259	62	62	62	60	21000	5.5	2	6	
21....	143	55	55	55	37	20000	5.6	
61.....	295	82	81	81	...	1	1	77	22000	6.0	2	1	...	
1....	260	71	70	70	...	1	1	68	20000	5.9	1	
3....	2	1	
10....	33	10	10	10	8	37000	6.5	1	1	...	
64.....	15	12	12	12	2	5	...	6.2	
3....	3	3	
4....	3	1	
5....	5	4	
7....	4	4	
65.....	*1863	514	331	329	2	137	128	6	3	46	218	9000	5.1	258	113	4.2	413	121
5....	2	1	
8....	31	6	1	1	5	6	...	4.7	2	3	
10....	7	1	
11....	106	30	17	17	...	12	12	1	14	9500	5.5	16	57	4.1	30	5
12....	132	34	27	27	...	5	4	2	17	9500	4.8	14	58	4.1	27	10
13....	59	16	13	13	...	1	1	2	5	8500	5.0	9	63	5.2	13	3
14....	11	3	
15....	60	13	13	12	1	5	8500	4.8	8	64	5.1	13	3	
16....	*89	21	19	19	...	2	1	1	...	16	9500	5.3	3	17	4	
18....	75	15	13	13	2	9	8000	4.9	6	63	4.8	11	7	
20....	80	22	19	19	...	3	3	10	9000	5.4	12	61	4.3	16	6	
21....	32	9	7	7	...	2	1	1	...	5	...	5.0	4	6	2	
22....	91	25	21	21	...	4	4	18	9500	5.4	7	47	4.4	24	3	
23....	64	25	23	23	...	2	2	5	8500	5.0	17	71	3.9	20	3	
24....	120	28	28	27	1	6	...	5.3	18	107	4.5	24	9	
25....	94	32	24	24	...	6	5	...	1	10	8000	4.9	21	49	3.3	30	6	
26....	65	26	16	16	...	7	5	2	3	8	8500	4.3	12	46	3.8	18	5	

City Block Characteristics

Table 2.—CHARACTERISTICS OF HOUSING UNITS, BY BLOCKS: 1960—Con.

["Total population" contains no persons in group quarters unless preceded by asterisk: one asterisk (*) denotes less than 10 percent; two asterisks (**), 10 percent or more]

Blocks within census tracts	Total population	All housing units by condition and plumbing									Occupied housing units							
		Total	Sound			Deteriorating			Dilapidated	Owner occupied			Renter occupied			Occupied by non-white	1.01 or more persons per room	
			Total	With all plumbing facilities	Lacking some or all facilities	Total	With all plumbing facilities	Lacking some or all facilities		Total	Average value (dollars)	Average number of rooms	Total	Average contract rent (dollars)	Average number of rooms			
27...	3	2
28...	20	4
29...	27	9
31...	17	5
32...	45	13
33...	11	3
34...	10	4
36...	47	13
37...	52	12
38...	66	20
39...	45	11
44...	12	1
45...	37	7
46...	5	1
47...	3	2
48...	5	2
49...	24	6
50...	22	7
52...	1	1
53...	16	5
54...	28	10
55...	4	2
56...	20	4
57...	34	6
58...	6	1
59...	93	22
62...	1	1
63...	7	3
64...	15	4
66...	69	26
67.....	3243	809	809	808	1	754	16500	5.5	34	112	5.6	19	61
1...	668	170	170	170	164	18000	5.8	3	2	11
2...	143	31	31	31	30	13000	6.0	1
3...	156	37	37	37	31	13000	5.8	6	101	5.8	...	3
4...	156	34	34	34	31	12500	6.0	3	4
5...	979	258	258	258	258	17500	5.2	5	124	5.8	10	19
6...	204	51	51	50	1	47	15500	5.6	3	4
7...	209	49	49	49	44	16000	5.7	4	4
8...	152	35	35	35	35	16500	5.7	2
9...	217	53	53	53	49	13000	5.8	3	3
10...	91	18	18	18	18	13000	5.6	1	5
12...	133	37	37	37	34	18000	5.1	3	3
13...	135	36	36	36	33	19000	5.3	3	1
69.....	5	2
1...	5	2
70.....	*3368	1045	1035	1032	3	9	8	1	854	16500	5.6	180	85	4.0	20	47
3...	16	4
4...	85	24	24	24	21	12500	4.9	3	3
5...	90	21	21	21	19	14000	5.6	2	3
6...	*62	25	22	22	...	3	2	1	22	16000	5.7	3
7...	35	9	7	16000	5.1	2
9...	46	11	11	11	10	15000	5.2	1	1
10...	93	27	27	27	26	13000	4.8	1	1	1
11...	96	26	26	26	26	12000	4.9	2
12...	*96	29	29	29	24	12500	4.8	5	76	4.0	...	4
13...	101	26	25	24	1	1	1	24	14500	5.2	2	3
14...	18	5	5	5	5	18500	5.4
15...	64	17	17	17	16	17000	5.8	1	3	2
16...	41	10	10	10	9	21000	6.4	1	1
17...	9	2
18...	41	11	11	11	9	17000	5.4	2	2
19...	99	26	26	26	22	13500	5.1	4	1	2
20...	103	35	35	35	20	12500	4.6	15	88	3.8	...	2
22...	74	21	21	21	19	22000	6.2	2	1
23...	54	16	16	16	12	13500	5.2	4	2
24...	84	27	27	27	24	15500	5.1	2	1	...
25...	95	26	26	26	26	14500	5.2	2	1
26...	74	22	22	22	20	16000	5.4	2	1
27...	32	11	11	11	11	17000	5.6
28...	41	11	11	11	10	17500	5.4	1	1
29...	32	9	8	8	8	16000	5.0	1	1
30...	45	13	13	13	13	21000	6.1
31...	19	5	5	5	5	23000	6.2
32...	31	9	9	9	8	19500	5.4	1
33...	112	29	29	29	29	18000	5.6	1	2
34...	123	34	34	34	32	20000	5.7	2	3	...
35...	127	34	34	33	1	33	18000	5.8	1	1	1
36...	108	32	32	32	30	19000	6.2	2	2	...
37...	121	35	35	35	29	18000	6.0	5	...	4.2	2	3
38...	34	12	12	12	12	16500	5.9
39...	56	18	18	18	10	16000	6.2	8	102	4.1
40...	2	1
41...	18	8	8	8	3

Table 2.—CHARACTERISTICS OF HOUSING UNITS, BY BLOCKS: 1960—Con.

["Total population" contains no persons in group quarters unless preceded by asterisk; one asterisk (*) denotes less than 10 percent; two asterisks (**), 10 percent or more]

Blocks within census tracts	Total population	All housing units by condition and plumbing								Occupied housing units							
		Sound				Deteriorating				Owner occupied			Renter occupied			Occupied by non-white	1.01 or more persons per room
		Total	With all plumbing facilities	Lacking some or all facilities	Total	With all plumbing facilities	Lacking some or all facilities		Total	Average value (dollars)	Average number of rooms	Total	Average contract rent (dollars)	Average number of rooms			
							With flush toilet	No flush toilet									
Dilapidated	Total	Average value (dollars)	Average number of rooms	Total	Average contract rent (dollars)	Average number of rooms											
42...	24	10	10	10	9	14000	5.4	1	
43...	75	30	30	30	20	15000	5.9	9	77	3.7	...	1	
44...	73	27	27	27	22	16500	5.9	4	1	1	
45...	102	31	31	31	29	18000	6.0	2	1	
46...	55	16	15	15	...	1	1	...	14	23000	7.0	1	1	1	
47...	70	24	24	24	23	27000	7.4	1	
48...	17	6	6	6	6	20000	7.0	
49...	52	13	13	13	11	20000	6.3	2	
50...	97	31	31	31	29	18000	6.2	2	
51...	79	32	32	32	26	16000	5.4	6	89	3.7	
52...	**24	10	10	10	8	15000	5.4	2	
53...	32	10	8	8	...	2	2	...	6	17000	5.5	3	1	
54...	25	11	11	11	5	16000	4.8	6	84	3.0	...	1	
55...	27	12	12	12	5	...	5.2	7	79	4.1	
56...	9	2	
57...	4	2	
58...	38	21	21	21	3	17	67	3.1	
59...	50	20	20	20	17	14500	5.5	3	
60...	28	6	5	5	...	1	1	...	5	18500	6.2	1	1	
61...	29	12	12	12	9	16500	5.3	3	1	
62...	64	31	31	31	6	11500	4.7	23	86	3.5	
64...	1	1	
65...	16	6	6	5	1	4	1	
71.....	*5697	1894	1829	1825	4	64	60	4	...	1378	14000	5.2	489	82	3.9	14	102
3...	24	6	6	6	...	2	2	...	4	2	2	2	
4...	63	19	17	17	...	2	2	...	10	14500	5.1	9	80	4.2	2	1	
5...	63	21	19	19	...	2	2	...	17	12500	5.1	4	1	1	
6...	67	22	19	19	...	3	3	...	7	18500	5.7	15	64	3.8	...	2	
7...	51	15	15	15	10	15000	4.8	5	87	4.0	...	2	
8...	94	29	11	11	...	18	14	4	...	12	13500	5.3	17	66	3.5	...	4
9...	89	28	27	26	1	1	1	...	23	13500	5.2	4	2	...	
10...	76	23	22	22	...	1	1	...	20	12500	5.4	3	2	2	
11...	102	31	29	29	...	2	2	...	22	12000	5.0	9	80	4.0	...	2	
12...	87	26	24	24	...	2	2	...	26	12000	5.3	2	2	
13...	98	30	30	30	23	13000	5.2	7	91	4.3	
14...	94	30	22	22	...	8	8	...	18	12000	4.8	11	83	5.1	...	3	
15...	82	28	27	27	...	1	1	...	25	11500	4.6	3	1	1	
16...	93	29	27	27	...	1	1	...	24	11500	4.7	4	3	3	
17...	93	26	26	26	24	12500	5.3	2	3	3	
18...	79	27	27	27	23	12000	5.1	4	1	1	
19...	61	26	26	26	11	11500	4.6	14	70	3.4	...	1	
20...	31	13	13	13	11	11500	4.8	1	1	1	
21...	37	14	14	14	10	13500	5.0	4	1	1	
22...	66	19	19	19	18	13500	5.1	1	1	1	
23...	41	12	12	12	10	13500	5.5	2	
24...	23	9	9	9	8	14500	5.4	1	
25...	22	7	7	7	7	13500	5.3	
26...	27	8	8	8	6	16000	5.0	2	1	1	
27...	65	19	19	19	18	14500	5.2	1	2	2	
28...	64	22	22	22	18	16000	5.4	4	1	1	
29...	118	34	34	34	32	18000	6.2	2	1	1	
30...	67	20	20	20	18	15000	5.3	2	1	1	
31...	58	24	24	23	1	18	13000	5.1	5	75	3.6	
32...	60	21	21	21	21	13000	5.0	1	1	
33...	36	11	11	11	9	13500	5.2	2	1	1	
34...	57	23	23	23	6	13000	5.5	15	64	3.1	...	1	
35...	89	27	27	27	24	12500	5.0	3	3	3	
36...	88	28	28	28	23	13500	5.0	3	1	2	
37...	130	37	37	37	24	13500	4.9	13	124	3.6	1	6	
39...	88	24	24	24	22	13000	4.8	2	3	3	
40...	18	6	6	6	2	4	
41...	153	48	48	48	19	12000	4.7	29	70	3.3	...	7	
42...	67	21	21	21	18	13000	5.0	3	2	...	
43...	107	33	32	32	...	1	1	...	27	13000	5.3	5	...	4.6	...	2	
45...	154	46	44	44	...	2	2	...	45	13500	5.3	1	1	...	
46...	137	44	44	44	41	14500	5.5	3	1	...	
47...	149	48	48	48	43	14500	5.5	5	...	4.4	
48...	38	12	12	12	12	18500	5.9	
49...	109	38	38	38	32	14500	5.2	6	99	4.2	...	1	
50...	108	32	32	32	29	14500	5.3	2	4	4	
51...	37	12	12	12	12	17500	6.1	
52...	9	5	5	5	4	
53...	60	17	17	17	16	17500	6.2	1	
54...	91	31	31	31	29	15000	5.4	2	
55...	153	50	50	50	41	15000	5.3	7	87	4.6	...	3	
56...	34	12	12	12	12	15500	5.3	
57...	61	22	22	22	20	16000	5.6	1	
58...	49	16	16	16	16	14500	5.6	1	1	
59...	50	14	14	14	11	13500	5.1	3	
60...	72	27	27	27	21	12500	5.0	6	73	3.7	
61...	76	25	25	25	13	15000	5.8	12	101	4.3	
62...	*72	23	23	23	18	13500	5.2	5	104	5.0	...	1	
63...	92	27	27	27	19	14000	5.4	8	82	4.1	...	2	
64...	74	25	25	25	20	13000	5.1	5	71	3.2	...	2	
65...	75	25	25	23	2	18	12000	5.3	7	92	3.9	...	3	

City Block Characteristics

Table 2.—CHARACTERISTICS OF HOUSING UNITS, BY BLOCKS: 1960—Con.

["Total population" contains no persons in group quarters unless preceded by asterisk; one asterisk (*) denotes less than 10 percent; two asterisks (**), 10 percent or more]

Blocks within census tracts	Total population	All housing units by condition and plumbing									Occupied housing units								
		Sound					Deteriorating				Dilapidated	Owner occupied			Renter occupied			Occupied by non-white	1.01 or more persons per room
		Total	Total	With all plumbing facilities	Lacking some or all facilities	Total	With all plumbing facilities	Lacking some or all facilities		Total		Average value (dollars)	Average number of rooms	Total	Average contract rent (dollars)	Average number of rooms			
								With flush toilet	No flush toilet										
66...	15	5	5	5	3	2	
67...	24	8	8	8	4	4	
68...	93	32	32	32	17	13500	5.2	14	95	3.9	
69...	63	26	24	24	...	2	2	15	14500	5.6	10	84	3.5	
70...	68	29	27	27	...	2	2	15	12500	5.1	12	76	3.4	
71...	62	20	19	19	...	1	1	16	13500	5.1	4	1	...	
72...	58	23	23	23	20	13500	5.3	2	2	
73...	87	33	31	31	...	2	2	15	12500	5.4	16	83	3.9	
74...	62	24	24	24	12	13000	5.5	11	102	4.4	
75...	58	28	28	28	13	13500	5.3	14	106	4.2	
76...	62	28	28	28	18	14000	5.2	10	79	3.3	
77...	99	40	40	40	15	13000	5.2	24	82	3.5	
78...	21	5	5	5	3	2	
79...	36	16	16	16	8	16000	6.1	8	77	3.9	
80...	66	20	18	18	...	2	2	5	...	5.2	15	83	3.8	
81...	31	12	12	12	5	...	5.0	7	85	3.7	
82...	50	18	18	18	9	15000	5.2	9	80	3.4	1	...	
83...	18	9	8	8	...	1	1	6	12500	4.3	3	1	
84...	47	16	15	15	...	1	1	8	15000	5.3	8	91	4.4	
85...	34	11	11	11	9	15000	5.3	2	
86...	28	14	14	14	8	15500	5.6	6	85	3.3	
87...	45	17	8	8	...	9	9	7	12000	4.6	10	76	4.2	
88...	42	13	13	13	7	13000	4.7	5	96	4.4	
72.....	*7001	2247	2216	2214	2	28	28	3	1725	13000	5.2	494	87	3.9	8	129	
1....	290	92	92	92	66	11000	4.8	25	106	3.7	...	6	
2....	5	3	
3....	48	12	11	11	...	1	1	10	12000	5.0	2	5	
4....	55	15	15	15	9	10500	4.7	6	81	4.3	...	2	
5....	17	7	7	7	6	10000	4.7	1	
6....	19	7	7	6	1	6	11500	4.5	1	3	...	
7....	43	13	13	13	12	10500	4.8	1	1	
8....	27	9	9	9	6	8000	4.5	2	1	
9....	25	7	7	7	5	9500	4.4	2	1	
10....	11	3	
11....	22	6	6	6	5	8500	4.4	1	1	
12....	26	6	6	6	4	2	1	2	
13....	27	10	10	10	9	8500	4.9	1	
14....	54	18	18	18	11	10500	4.8	7	174	4.1	...	1	
15....	47	13	13	13	11	9500	4.7	2	
16....	4	1	
17....	11	3	
18....	24	8	8	8	7	11500	4.7	1	
19....	129	40	38	38	...	1	1	1	34	12500	5.0	6	68	4.2	
20....	59	22	22	22	22	11500	4.6	
21....	79	23	23	23	21	11500	4.8	2	
22....	87	22	22	22	22	13000	5.3	3	
23....	76	22	22	22	21	12000	5.0	1	2	
24....	72	23	23	23	22	12000	4.9	1	1	
25....	52	18	18	17	1	12	12000	4.7	5	86	3.2	
26....	48	17	17	17	14	12500	5.4	3	1	
27....	68	24	24	24	24	12000	4.8	
28....	82	22	22	22	20	13000	5.4	2	1	
29....	88	21	21	21	19	13000	5.2	2	5	
30....	97	30	30	30	17	13500	5.1	13	87	3.6	...	2	
31....	109	41	41	41	18	12500	5.4	21	66	3.6	1	...	
32....	81	34	34	34	10	17000	4.7	24	116	3.7	
33....	61	27	27	27	8	15000	5.6	18	68	3.1	
34....	86	30	30	30	14	13500	5.3	16	83	3.9	...	3	
35....	80	23	23	23	15	15500	5.9	7	81	4.1	...	3	
36....	78	23	23	23	21	13000	5.2	2	1	
37....	79	23	22	22	...	1	1	20	12000	5.2	3	1	
38....	74	26	26	26	26	12500	5.1	2	
39....	58	21	21	21	9	11000	4.9	12	80	3.8	...	1	
40....	67	24	23	23	...	1	1	8	11000	4.9	15	78	3.3	...	5	
41....	64	18	18	18	14	13000	4.7	4	1	
42....	*60	18	18	18	16	12500	5.1	2	1	
43....	84	26	26	26	17	13000	5.2	9	80	3.8	...	1	
44....	73	24	24	24	23	13500	5.4	1	
45....	82	25	25	25	24	13500	5.4	1	
46....	93	26	26	26	24	14000	5.4	2	
47....	61	29	19	19	...	10	10	14	11500	4.3	13	50	2.8	...	1	
48....	64	28	28	28	15	12500	5.1	13	44	2.5	
49....	87	23	23	23	23	14000	5.4	2	
50....	77	24	24	24	23	12000	5.0	1	2	
51....	88	24	24	24	23	13000	5.3	1	1	
52....	81	24	24	24	23	14500	5.5	1	
53....	50	24	24	24	22	12500	5.4	2	1	
54....	18	18	18	18	17	13000	4.9	1	
55....	29	9	9	9	8	12500	5.1	1	1	
56....	85	22	22	22	20	13500	5.0	2	1	
57....	82	24	24	24	22	13500	5.4	1	1	
58....	72	23	23	23	21	12500	5.2	2	
59....	92	25	25	25	22	12000	4.8	3	3	
60....	76	24	24	24	21	14500	5.5	2	1	
61....	83	24	24	24	23	13000	5.3	1	

Table 2.—CHARACTERISTICS OF HOUSING UNITS, BY BLOCKS: 1960—Con.

["Total population" contains no persons in group quarters unless preceded by asterisk; one asterisk (*) denotes less than 10 percent; two asterisks (**), 10 percent or more]

Blocks within census tracts	Total population	All housing units by condition and plumbing									Occupied housing units							
		Total	Sound			Deteriorating			Dilapidated	Owner occupied			Renter occupied			Occupied by non-white	1.01 or more persons per room	
			Total	With all plumbing facilities	Lacking some or all facilities	Total	With all plumbing facilities	Lacking some or all facilities		Total	Average value (dollars)	Average number of rooms	Total	Average contract rent (dollars)	Average number of rooms			
								With flush toilet										No flush toilet
62...	40	15	15	15	10	14000	5.2	4	2	
63...	39	13	13	13	12	12000	4.7	1	1	...	
64...	59	21	21	21	10	13000	5.1	10	82	3.8	1	3	
65...	34	12	12	12	7	11500	5.1	5	76	4.2	...	1	
66...	28	11	11	11	7	10500	5.4	4	
67...	54	15	15	15	12	13500	5.5	3	1	
68...	85	24	24	24	22	13500	5.5	2	3	
69...	79	24	24	24	21	13500	5.4	2	2	
70...	84	23	23	23	20	13500	5.2	2	4	
71...	46	15	15	15	11	14500	5.5	4	
72...	49	16	16	16	13	11000	5.0	3	2	
73...	86	25	23	23	...	2	2	23	14000	5.3	2	
74...	73	24	24	24	20	13000	5.4	4	1	
75...	96	28	25	25	...	3	3	24	13000	5.3	4	3	
76...	100	26	26	26	25	15000	5.6	1	2	
77...	84	25	25	25	22	14500	5.8	3	1	
78...	88	29	27	27	...	2	2	23	13000	5.4	6	82	4.8	
79...	90	28	27	27	...	1	1	23	16000	5.8	4	2	
80...	65	25	25	25	21	13500	5.6	2	
81...	82	28	28	28	23	13500	5.4	4	2	
82...	93	27	27	27	22	15000	5.4	5	85	4.2	
83...	74	25	25	25	20	14000	5.2	3	2	
84...	57	17	17	17	10	12500	4.9	7	139	3.9	...	2	
85...	161	63	63	63	63	81	4.1	...	1	
86...	38	15	15	15	11	12500	5.4	4	
87...	64	21	21	21	18	14000	5.1	3	1	
88...	57	20	20	20	19	14500	5.2	1	1	
89...	68	23	23	23	19	13500	5.8	4	1	
90...	76	23	23	23	20	14500	5.8	3	
91...	59	22	21	21	...	1	1	20	14000	5.4	2	
92...	74	26	25	25	1	...	21	14500	5.4	5	83	4.0	...	2	
93...	69	23	22	22	...	1	1	20	14000	5.5	2	
94...	61	23	20	20	...	3	3	19	12500	5.2	4	
95...	62	18	16	16	...	1	1	...	1	15	13000	4.8	2	1	3	
96...	74	23	23	23	21	15000	5.1	1	2	
97...	82	25	25	25	21	13000	5.2	4	1	
98...	91	27	27	27	22	13000	5.3	5	95	5.0	...	3	
99...	89	24	24	24	18	14000	5.4	6	89	4.5	...	3	
100...	67	28	28	28	21	13000	5.0	6	67	3.3	...	2	
101...	76	27	27	27	24	11500	4.9	2	
102...	69	26	26	26	12	16000	4.8	14	81	3.6	...	3	
103...	50	23	23	23	15	13500	4.6	8	76	4.1	...	1	
73.....	3375	1002	988	988	...	10	5	5	...	4	737	12500	5.1	248	79	4.0	23	106
1...	35	8	8	8	7	12500	5.0	2	
2...	74	19	19	19	18	13000	5.7	1	2	
3...	63	18	18	18	15	13000	5.3	3	2	
4...	95	28	28	28	11	12500	5.1	13	75	5.0	...	3	
5...	50	16	16	16	7	11000	4.3	9	73	4.7	...	1	
6...	144	31	31	31	16	11000	4.7	12	84	4.3	1	14	
7...	67	15	15	15	7	11500	5.0	8	85	3.9	5	3	
8...	43	15	15	15	6	10500	4.2	9	73	3.2	1	2	
9...	65	18	18	18	16	12500	5.1	1	1	
10...	57	18	18	18	16	13000	5.1	2	2	
11...	79	25	25	25	23	11000	5.0	2	3	
12...	155	58	58	58	45	12000	5.0	13	118	3.5	1	3	
13...	82	26	26	26	24	12000	5.1	2	1	
14...	52	18	18	18	17	11500	5.0	1	
15...	77	19	19	19	17	13000	4.9	2	1	
16...	69	21	21	21	18	13000	5.0	3	
17...	81	26	26	26	11	12500	4.9	14	72	3.6	...	6	
18...	57	15	14	14	...	1	1	10	11500	5.1	4	1	3	
19...	15	4	
20...	65	24	24	24	15	13000	5.0	9	77	3.8	
21...	60	21	21	21	15	13000	5.3	5	85	4.0	
22...	65	19	19	19	19	12500	5.3	
23...	82	27	27	27	24	12500	4.8	2	1	
24...	79	23	23	23	23	13000	5.3	1	
25...	57	19	19	19	17	13000	4.9	2	
27...	82	21	21	21	8	13000	5.0	13	81	4.1	1	5	
28...	43	12	12	12	5	10500	4.0	7	83	4.0	...	1	
29...	18	5	4	4	1	4	1	1	2	
30...	67	21	21	21	11	12500	4.3	10	82	4.0	...	2	
31...	96	26	26	26	13	11500	5.1	13	75	4.3	...	1	
32...	44	10	10	10	9	12500	4.9	1	1	3	
33...	75	27	27	27	26	13000	5.1	1	
34...	75	23	23	23	23	13000	4.9	2	
35...	74	22	22	22	19	12500	5.1	2	1	
36...	63	15	15	15	12	12500	5.3	3	2	3	
37...	63	18	18	18	15	12000	4.9	2	1	
38...	81	28	22	22	...	6	1	5	...	11	11000	4.9	17	56	2.6	...	6	
39...	19	4	
40...	27	8	8	8	3	5	81	4.2	...	2	
41...	72	24	24	24	12	11500	4.3	12	73	3.4	1	2	
42...	65	19	19	19	18	13000	4.8	1	3	
43...	65	24	23	23	...	1	1	18	12000	4.9	5	71	3.0	...	1	

Table 2.—CHARACTERISTICS OF HOUSING UNITS, BY BLOCKS: 1960—Con.

["Total population" contains no persons in group quarters unless preceded by asterisk: one asterisk (*) denotes less than 10 percent; two asterisks (**), 10 percent or more]

Blocks within census tracts	Total population	All housing units by condition and plumbing								Occupied housing units									
		Total	Sound			Deteriorating			Dilapidated	Owner occupied			Renter occupied			Occupied by non-white	1.01 or more persons per room		
			Total	With all plumbing facilities	Lacking some or all facilities	Total	With all plumbing facilities	Lacking some or all facilities		Total	Average value (dollars)	Average number of rooms	Total	Average contract rent (dollars)	Average number of rooms				
							With flush toilet	No flush toilet											
44...	91	24	24	24	20	14000	5.7	4	1	2	
45...	112	35	35	35	21	13000	5.3	13	69	3.7	...	4	
46...	80	24	24	24	22	13000	5.6	2	1	2	
47...	91	26	26	26	22	12500	5.4	4	2	
48...	87	20	20	20	17	12000	5.1	3	2	5	
49...	51	18	18	18	11	12500	5.5	7	77	4.4	
50...	66	17	13	13	...	2	2	2	11	11000	5.5	6	66	3.3	3	3	
74.....	*4207	1555	1491	1486	5	60	58	2	...	4	1050	15000	5.4	471	84	3.7	8	50	
1...	83	26	26	26	20	15000	5.4	6	83	4.8	...	1	
2...	74	24	24	24	23	14500	5.4	1	1	
3...	71	25	25	25	21	13000	5.0	4	1	2	
4...	60	15	15	15	13	12500	5.5	2	2	
5...	83	30	28	28	...	1	1	1	28	12500	5.2	2	
6...	75	24	24	24	24	13000	5.3	1	1	
7...	82	25	25	25	23	11500	4.9	2	1	2	
8...	64	26	26	26	11	9500	4.3	15	146	3.9	
9...	64	23	23	23	14	11500	4.9	9	69	3.8	...	1	
10...	28	10	10	10	3	7	197	5.1	
11...	82	25	25	25	18	11500	5.2	6	213	4.5	...	3	
12...	108	32	32	32	28	11500	5.0	4	1	
13...	48	16	16	16	16	14500	5.2	1	
14...	60	19	19	19	17	16500	5.9	2	1	
15...	49	18	18	18	17	15500	5.6	1	
16...	81	28	28	28	20	12500	5.3	8	73	3.3	...	1	
17...	73	26	26	26	20	13000	5.1	5	77	3.4	...	1	
18...	113	41	41	41	13	13500	5.2	26	78	3.7	...	4	
19...	78	26	26	26	24	17000	5.7	2	2	
20...	71	29	29	27	2	24	15000	5.4	4	
21...	*115	41	41	41	24	18000	5.9	17	63	3.2	
22...	112	43	43	43	27	17000	5.4	15	81	4.0	...	1	
23...	114	35	34	34	...	1	1	31	18500	5.9	4	1	
24...	104	35	35	33	2	34	16500	5.7	1	
25...	105	36	36	36	34	15500	5.6	2	
26...	144	50	50	50	45	15000	5.4	5	...	3.8	...	3	
27...	138	49	49	49	46	14500	5.4	3	1	1	
28...	135	49	49	49	39	14500	5.6	8	62	4.4	
29...	171	54	54	54	51	14500	5.4	3	2	
30...	70	28	28	27	1	15	15000	5.1	11	102	4.0	
31...	60	21	21	21	21	14000	5.5	
32...	56	22	22	22	19	15000	5.4	2	
33...	47	20	20	20	17	16500	5.8	1	1	
34...	56	21	21	21	17	15000	5.3	4	
35...	56	22	22	22	21	18000	5.2	1	1	
36...	57	24	24	24	20	17000	5.9	4	
37...	73	33	33	33	14	17500	5.1	17	83	3.6	
38...	70	34	34	34	18	16000	5.1	14	74	3.3	
39...	85	34	34	34	17	15500	5.4	17	98	4.0	...	2	
40...	52	19	19	19	12	17000	6.1	7	77	3.6	
41...	45	20	20	20	12	15000	5.8	6	59	3.3	
42...	20	6	6	6	5	13000	5.4	1	1	
43...	7	4	
44...	31	24	6	6	...	18	18	22	59	2.5	
47...	*68	28	23	23	5	...	3	2	11	18000	5.8	12	84	4.0	
48...	58	26	26	26	13	17500	5.3	12	71	3.5	...	1	
49...	79	32	32	32	10	15000	5.4	22	82	4.0	...	1	
50...	65	26	26	26	20	15500	5.5	4	1	1	
51...	70	30	29	29	...	1	1	16	13500	5.3	14	79	4.4	
52...	66	24	19	19	...	5	5	9	12000	4.6	14	78	4.1	...	2	
53...	117	42	39	39	...	2	2	1	13	13500	5.2	29	77	3.6	...	3	
54...	30	15	14	14	...	1	1	6	...	4.7	9	209	3.8	
55...	55	21	20	20	1	6	11500	4.5	15	85	4.1	
56...	43	20	20	20	5	...	4.8	14	79	3.6	
57...	38	16	16	16	8	16000	5.3	7	85	3.3	...	1	
58...	35	9	8	8	...	1	1	9	15000	5.8	2		
59...	49	19	14	14	...	5	5	2	17	82	3.6	
60...	24	13	13	13	3	10	63	2.5	
63...	2	1	
64...	29	17	17	17	16	57	2.6	...	1	
65...	9	4	
75.....	2975	1080	894	892	2	173	170	2	...	1	13	538	11000	5.0	507	72	4.0	11	76
1...	35	12	12	12	5	16500	5.4	7	71	3.9	...	1	
2...	48	13	13	13	13	13500	5.6	
3...	47	15	15	15	14	13000	5.2	
4...	73	23	22	22	...	1	1	19	12000	5.1	4	1	
5...	62	18	17	17	...	1	1	16	12000	5.1	2	1	
6...	58	17	16	16	...	1	1	16	11000	5.3	1	1	
7...	64	21	21	21	9	12500	4.4	12	81	3.8	...	2	
8...	7	2	
9...	18	4	
10...	40	12	12	12	5	10500	4.8	7	73	4.0	...	1	
11...	37	14	14	14	9	11000	5.0	4	1	
12...	43	15	12	12</															

Table 2.—CHARACTERISTICS OF HOUSING UNITS, BY BLOCKS: 1960—Con.

["Total population" contains no persons in group quarters unless preceded by asterisk; one asterisk (*) denotes less than 10 percent; two asterisks (**), 10 percent or more]

Blocks within census tracts	Total population	All housing units by condition and plumbing								Occupied housing units								
		Total	Sound			Deteriorating			Dilapidated	Owner occupied			Renter occupied			Occupied by non-white	1.01 or more persons per room	
			Total	With all plumbing facilities	Lacking some or all facilities	Total	With all plumbing facilities	Lacking some or all facilities		Total	Average value (dollars)	Average number of rooms	Total	Average contract rent (dollars)	Average number of rooms			
								With flush toilet										No flush toilet
15...	52	15	15	15	13	12500	5.2	2	1	
16...	73	26	23	23	...	3	3	13	11500	5.3	12	68	3.8	...	1	
17...	69	24	24	24	13	11000	5.0	11	90	4.6	
18...	47	21	19	19	...	2	2	10	11500	5.5	10	76	3.8	2	1	
19...	53	16	16	16	12	11000	5.1	4	3	
20...	103	36	32	32	...	4	4	24	11500	4.8	12	135	5.6	1	2	
21...	80	28	28	28	17	10500	5.2	11	82	4.3	...	2	
22...	115	49	48	48	...	1	1	28	10500	5.2	19	87	3.9	...	1	
23...	111	44	44	44	25	9500	4.6	18	66	4.0	...	3	
24...	108	44	43	42	1	1	1	23	10500	4.7	21	70	3.5	...	4	
25...	142	44	43	42	1	1	1	26	11000	5.2	18	71	4.2	2	4	
26...	116	41	41	41	22	10000	5.0	18	70	3.9	2	2	
27...	38	11	10	10	...	1	1	7	10500	5.3	4	2	
28...	20	6	5	5	...	1	1	3	3	1	
30...	6	2	
31...	41	16	16	16	6	10500	4.8	8	67	4.5	...	1	
32...	65	23	23	23	13	10000	4.8	10	71	4.2	1	4	
33...	105	37	34	34	...	1	1	...	2	15	10500	5.3	20	71	4.5	
34...	103	43	40	40	...	3	3	13	11000	4.7	29	68	4.0	...	3	
35...	90	39	38	38	...	1	1	16	12500	5.1	22	64	3.5	...	1	
36...	57	22	21	21	...	1	1	12	12000	5.0	8	66	4.5	
37...	75	27	16	16	...	11	9	2	...	10	10500	5.7	14	60	4.2	...	2	
38...	46	24	24	24	6	10000	4.8	18	71	4.1	
39...	71	33	20	20	...	13	13	15	9000	4.5	16	118	4.4	
40...	133	51	18	18	...	27	27	...	6	8	10000	5.6	40	60	3.7	3	4	
41...	78	25	5	5	...	20	20	6	9500	5.2	19	67	4.2	...	2	
42...	87	29	18	18	...	9	9	...	2	10	10500	4.6	18	66	4.1	...	4	
43...	57	20	9	9	...	11	11	13	8000	4.7	7	67	3.7	...	2	
44...	...	3	
45...	6	4	
46...	15	7	2	2	...	4	4	...	1	2	4	
47...	55	27	4	4	...	23	23	8	9000	4.4	17	51	3.1	...	1	
48...	83	30	13	13	...	16	16	...	1	1	26	72	4.1	...	6	
49...	41	15	10	10	...	5	5	7	11500	5.7	8	67	3.5	...	2	
50...	15	6	6	6	1	5	75	2.2	...	1	
76.....	*6176	1931	1453	1420	33	384	351	33	94	908	10000	5.2	937	69	3.8	853	317	
2...	11	4	
3...	166	31	19	18	1	8	8	...	4	26	10000	5.1	5	...	4.0	29	14	
4...	132	31	24	24	...	5	5	...	2	21	10500	5.0	10	81	4.4	29	8	
6...	145	47	26	24	2	11	11	...	10	15	10000	5.2	27	58	3.2	32	12	
7...	122	22	7	7	...	15	15	18	8000	5.3	4	22	8	
10...	88	27	11	11	...	15	15	...	1	17	10000	5.1	9	65	4.8	21	4	
11...	118	26	12	12	...	12	12	...	2	15	9500	5.6	11	74	4.6	22	6	
12...	121	31	22	22	...	9	9	23	11000	5.4	8	71	4.4	31	5	
13...	109	26	20	20	...	6	6	16	10000	5.3	10	59	4.7	15	5	
14...	88	25	14	14	...	10	10	...	1	13	10000	5.0	12	62	4.0	13	6	
15...	34	8	3	3	...	3	3	...	2	1	7	144	3.6	2	4	
16...	29	5	4	3	1	1	5	10500	5.0	3	2	
18...	10	3	
19...	44	13	11	11	...	2	2	9	9000	4.9	4	3	3	
20...	17	7	6	6	1	4	2	3	1	
21...	99	31	30	30	21	9500	4.7	9	61	4.1	11	3	
22...	178	39	35	34	1	2	2	...	2	26	8500	5.2	13	71	4.8	26	12	
23...	44	11	9	9	...	2	2	6	9500	6.0	3	6	2	
26...	204	55	19	18	1	29	29	...	7	34	9500	5.2	20	64	3.9	41	12	
27...	32	9	5	5	...	3	3	...	1	6	10000	5.7	3	8	1	
29...	122	37	34	34	...	2	2	...	1	17	7500	4.7	18	65	3.9	25	5	
30...	144	31	29	29	...	2	2	21	8000	5.1	10	65	4.6	24	12	
31...	96	21	19	19	...	2	2	16	8500	4.8	4	13	6	
32...	22	6	3	3	...	3	1	2	...	3	5	1	3	
33...	30	7	7	7	2	5	57	3.8	5	1	
34...	13	4	
35...	30	9	9	9	2	7	55	4.3	9	1	
36...	33	11	9	9	...	2	2	7	8000	4.6	2	4	3	
37...	116	36	35	35	...	1	1	19	8000	5.2	16	73	4.8	30	3	
38...	36	16	16	16	11	9000	5.2	4	11	1	
42...	148	43	42	42	...	1	1	22	11500	5.8	20	66	4.4	21	7	
43...	93	32	31	31	...	1	1	16	11000	5.6	15	64	4.0	7	5	
44...	84	40	34	34	...	3	3	...	3	15	13000	5.3	25	55	3.4	...	1	
45...	122	50	46	46	...	4	4	19	13500	5.5	27	69	3.6	9	5	
46...	94	32	32	32	25	12500	5.8	7	80	4.3	1	...	
47...	51	24	21	21	...	3	3	13	12500	5.7	10	55	3.8	
48...	75	35	29	29	...	2	2	...	4	15	12500	5.8	16	70	4.1	...	2	
49...	57	24	23	23	...	1	1	16	11500	5.1	8	73	4.5	
50...	23	5	5	5	1	4	2	
51...	**43	17	15	15	...	2	2	12	12000	5.7	5	...	4.2	
52...	44	34	34	34	1	26	103	2.0	...	3	
54...	90	49	37	37	...	4	4	...	8	17	11500	4.8	27	54	2.9	1	3	
55...	79	32	32	32	16	12500	5.5	14	66	4.2	...	1	
56...	**88	31	29	29	...	2	2	12	11500	6.8	17	59	3.7	...	1	
57...	59	29	26	24	2	3	3	12	9500	4.9	17	78	4.4	2	1	
58...	**51	20	15	15	...	4	4	...	1	3	15	61	3.7	...	2	
59...	24	11	8	8	...	2	2	...	1	2	6	56	5.2	...	1	
60...	102	51	51	51	12	12000	5.0	38	65	3.2	2	...	
61...	113	46	45	41	4	1	12	9000	5.3	32	60	3.6	3	3	

City Block Characteristics

Table 2.—CHARACTERISTICS OF HOUSING UNITS, BY BLOCKS: 1960—Con.

["Total population" contains no persons in group quarters unless preceded by asterisk; one asterisk (*) denotes less than 10 percent; two asterisks (**), 10 percent or more]

Blocks within census tracts	Total population	All housing units by condition and plumbing								Occupied housing units								
		Total	Sound			Deteriorating			Dilapidated	Owner occupied			Renter occupied			Occupied by non-white	1.01 or more persons per room	
			Total	With all plumbing facilities	Lacking some or all facilities	Total	With all plumbing facilities	Lacking some or all facilities		Total	Average value (dollars)	Average number of rooms	Total	Average contract rent (dollars)	Average number of rooms			
							With flush toilet	No flush toilet										
62...	44	16	16	16	7	11500	5.4	8	136	3.5	8	4	
63...	155	53	53	40	13	14	11000	5.2	34	57	3.5	19	10	
64...	95	29	29	28	1	21	9000	4.9	7	56	4.0	13	6	
65...	115	54	23	23	...	31	10	21	...	17	8500	5.0	34	51	2.5	42	3	
66...	122	30	19	19	...	9	9	13	8500	5.3	15	57	4.0	13	9	
67...	61	28	13	13	...	12	12	10	9500	4.5	16	52	3.2	13	3	
68...	69	19	4	4	...	3	3	8	12000	6.0	10	39	2.9	7	6	
69...	112	25	8	7	1	15	15	9	6000	5.1	16	60	4.6	18	7	
70...	47	15	9	9	...	3	3	5	4500	4.4	10	57	3.9	12	3	
71...	24	6	1	1	...	2	2	4	2	1	1	
72...	75	24	16	16	...	7	7	15	10000	5.1	9	60	4.2	15	2	
73...	334	96	96	95	1	2	93	41	3.9	16	27	
74...	79	15	4	4	...	11	9	2	...	13	10000	5.5	2	12	4	
75...	49	11	2	2	...	7	7	7	8500	5.0	4	6	3	
76...	10	2	
77...	39	11	8	8	...	2	2	6	8500	5.2	5	56	4.4	5	2	
78...	44	14	13	13	3	11	50	3.3	7	2	
79...	107	30	18	18	...	10	10	20	10500	5.4	10	65	4.4	23	4	
80...	85	18	12	12	...	5	5	13	11000	5.5	5	59	4.4	17	5	
81...	90	21	7	7	...	14	14	15	9000	5.1	6	63	5.3	16	5	
82...	71	22	13	12	1	9	9	10	11500	4.7	10	61	4.3	15	5	
83...	140	35	17	17	...	18	11	7	...	18	9500	5.6	17	54	3.3	34	8	
84...	100	35	12	10	2	19	18	1	...	9	9000	4.9	18	52	3.7	14	5	
85...	59	28	18	18	...	7	7	7	9000	5.3	19	50	3.2	11	3	
86...	90	31	13	11	2	18	18	15	8000	4.9	13	55	4.5	10	5	
87...	18	9	8	8	...	1	1	7	8500	5.1	2	3	...	
88...	29	7	7	7	6	10000	4.5	1	4	...	
89...	40	13	12	12	...	1	1	10	10000	5.4	3	6	1	
77.....	*6245	2681	2074	1820	254	507	144	362	1	100	986	7000	4.7	1366	54	2.9	256	246
3...	38	16	16	16	3	13	62	3.4	...	2	
4...	29	13	13	13	10	17000	5.0	3	
5...	1	1	
6...	1	1	
7...	5	3	
8...	15	20	20	3	17	
9...	14	12	12	12	15	34	1.0	1	...	
10...	53	29	28	28	11	44	2.9	
11...	47	45	6	6	...	39	3	35	1	2	25	95	3.0	...	3	
12...	77	98	68	7	61	1	1	29	1	...	60	41	1.5	...	2	
13...	43	36	30	2	28	6	2	4	...	3	22	43	1.8	14	3	
14...	46	35	35	11	24	6	14500	4.7	19	42	1.7	3	3	
15...	85	77	8	7	1	65	4	61	...	7	8000	6.1	34	42	1.4	34	7	
16...	18	6	2	2	...	3	3	2	4	
17...	101	82	13	69	1	68	...	2	58	23	1.5	4	6	
18...	237	68	68	68	4000	4.1	8	
20...	312	99	92	7	5	2	...	86	4000	4.1	11	51	3.8	5	14	
21...	137	44	34	26	8	6	6	12	8000	4.9	30	48	3.4	10	12	
22...	113	58	31	26	5	25	5	20	...	12	8500	5.6	35	45	2.4	22	8	
23...	89	32	22	20	2	7	7	11	8000	5.4	20	60	4.0	7	3	
24...	126	68	30	19	11	38	4	34	...	8	11000	6.6	51	42	2.1	34	4	
25...	72	30	10	10	...	20	2	18	...	8	10500	6.1	19	40	1.7	3	3	
26...	62	34	31	31	...	3	3	8	12500	5.4	26	49	3.3	2	...	
27...	20	6	4	4	...	2	2	1	5	89	6.2	
29...	11	4	
30...	7	3	
31...	54	33	33	27	6	3	29	51	2.4	...	2	
32...	20	46	3	3	...	43	4	39	16	50	1.7	...	1	
33...	64	45	44	33	11	1	9	17500	4.6	33	46	2.1	1	1	
34...	78	44	24	24	...	20	1	19	...	11	10500	6.2	24	46	2.9	...	3	
35...	124	99	50	30	20	28	1	27	...	3	73	48	2.1	1	2	
36...	93	50	34	30	4	4	3	1	...	12	13	8500	4.8	33	49	2.5	4	2
37...	98	40	21	18	3	9	6	3	...	10	12	9500	4.8	24	63	3.5	...	3
38...	3	2	
40...	89	31	24	24	...	4	4	3	11	8000	5.2	20	65	3.5	...	2
41...	77	27	23	23	...	3	3	1	15	11000	5.1	12	75	4.0	...	3
42...	98	34	29	29	...	4	4	1	19	9000	4.8	14	67	3.8	...	3
43...	98	38	36	36	...	2	2	19	11500	4.9	18	66	3.9	...	4	
44...	**102	35	35	35	18	12500	5.2	17	72	4.5	1	1	
45...	83	37	36	35	1	13	12500	5.2	21	68	3.7	
46...	139	85	53	53	...	32	8	24	...	15	10000	5.0	57	52	2.6	...	6	
47...	76	36	32	32	...	1	1	3	15	11000	5.5	20	64	4.2
48...	97	41	41	41	12	10500	4.9	28	67	3.5	1	...	
49...	34	8	8	8	3	5	70	6.4	...	1	
50...	64	29	23	23	...	5	5	10	8500	5.1	19	59	3.7	
53...	121	53	48	33	15	5	5	17	9500	5.5	30	53	3.4	3	...	
54...	*131	47	44	37	7	3	3	17	9500	5.5	27	56	3.2	11	6	
55...	147	35	26	26	...	9	9	16	9000	5.6	18	72	4.8	15	7	
56...	94	37	32	23	9	4	...	4	...	16	8500	5.0	21	42	2.3	8	6	
57...	106	33	31	29	2	2	1	1	...	24	9500	5.0	8	52	3.8	11	5	
58...	147	111	109	109	...	1	1	22	10000	4.9	38	64	1.6	11	6	
59...	120	38	34	34	...	4	4	30	4500	3.9	8	56	3.8	6	6	
61...	225	65	65	65	65	4000	4.2	10	
62...	105	29	28	28	...	1	1	29	65	4.0	4	7	
63...	484	131	131	131	65	4000	4.2	64	69	4.3	6	29	
64...	48	17	15	15	...	9	9	9	8500	5.4	8	56	4.6	3	1	
65...	46	13	12	12	...	2	2	8	9500	5.1	5	62	3.6	6	3	

Table 2.—CHARACTERISTICS OF HOUSING UNITS, BY BLOCKS: 1960—Con.

["Total population" contains no persons in group quarters unless preceded by asterisk; one asterisk (*) denotes less than 10 percent; two asterisks (**), 10 percent or more]

Blocks within census tracts	Total population	All housing units by condition and plumbing									Occupied housing units							
		Total	Sound			Deteriorating			Dilapidated	Owner occupied			Renter occupied			Occupied by non-white	1.01 or more persons per room	
			Total	With all plumbing facilities	Lacking some or all facilities	Total	With all plumbing facilities	Lacking some or all facilities		Total	Average value (dollars)	Average number of rooms	Total	Average contract rent (dollars)	Average number of rooms			
66....	45	13	13	13	9	8000	4.9	4	4	2	
69....	80	20	20	20	7	9000	4.6	21	59	3.8	5	2	
70....	65	18	13	13	9	9000	5.4	9	64	4.8	2	2	
71....	28	14	13	13	4	10	58	3.7	
72....	45	11	11	11	8	11500	5.5	4	
73....	21	8	7	7	2	7	74	4.3	...	2	
74....	47	18	14	14	2	10500	5.1	7	64	4.1	...	1	
75....	52	21	18	17	1	3	3	11	11000	5.3	10	64	4.1	1	...	
76....	40	17	17	17	4	13	68	3.8	...	1	
77....	**50	17	15	15	...	2	2	6	11500	5.0	10	64	4.3	...	2	
78....	21	10	10	6	4	4	4	2	
79....	67	22	22	22	1	21	78	3.9	...	1	
80....	23	10	9	9	...	1	1	2	8	76	3.5	
81....	20	6	6	6	4	2	
82....	35	12	9	9	...	3	3	5	...	4.2	7	64	5.0	
83....	16	5	5	5	2	3	1	
87....	14	5	5	5	2	2	1	
88....	267	73	73	73	71	4000	4.1	5	13	
89....	285	83	83	82	1	82	4000	4.1	2	10	
78....	*2486	1005	691	653	38	263	155	108	...	51	384	14500	5.4	558	59	3.4	29	81
4....	**131	34	34	29	5	3	31	122	4.3	1	3	
5....	3	1	
11....	13	4	
12....	29	8	1	1	...	6	6	1	9000	4.8	2	3	
14....	125	46	46	46	27	16000	5.0	19	92	3.9	...	5	
16....	2	1	
18....	3	2	
19....	29	11	11	11	8	15500	5.3	3	
20....	14	7	7	7	5	...	5.4	1	
21....	6	2	
22....	31	10	10	6	4	7	21000	4.9	3	1	
23....	9	4	
24....	22	10	6	6	...	4	4	2	8	88	3.9	...	1	
25....	4	7	6	6	...	1	1	1	2	
26....	14	4	
27....	38	9	2	2	...	7	7	5	7000	5.2	4	1	
28....	3	2	
29....	23	10	10	10	6	15000	5.8	4	
30....	28	8	8	8	6	14000	6.2	2	1	
32....	6	1	
33....	7	2	
34....	17	6	6	6	6	16500	6.0	
35....	7	2	
36....	26	11	6	6	...	5	5	5	...	5.0	6	61	3.5	...	2	
38....	24	8	4	4	...	1	1	3	7	10000	5.1	1	
39....	24	11	9	9	1	9	61	3.4	...	1	
40....	67	22	15	15	...	4	4	3	4	16	64	4.0	...	3
41....	22	12	3	3	...	7	6	1	...	2	1	11	37	3.2
42....	99	63	16	14	2	47	17	30	53	44	2.6	2	1	
43....	37	13	10	10	...	3	3	6	9000	4.7	7	65	4.6	...	2	
44....	76	29	8	8	...	18	18	3	4	...	24	54	3.3	1	5	
45....	67	21	21	21	10	8000	5.2	10	67	4.5	...	3	
46....	77	34	20	20	...	10	10	9	11000	5.3	22	57	3.4	3	4	
47....	17	8	4	4	...	4	4	2	6	...	4.3	2	...	
48....	24	8	6	6	...	2	2	7	9000	5.3	1	
49....	5	3	
50....	22	8	5	5	...	3	3	3	5	66	4.4	...	1	
51....	18	14	10	10	...	2	2	7	9500	4.9	2	1	...	
53....	2	1	
54....	14	6	6	6	5	...	4.6	1	
57....	91	36	36	36	14	10500	6.1	20	63	4.1	3	4	
58....	54	35	22	22	...	13	3	10	...	4	26	53	2.7	...	3	
59....	161	78	34	23	11	35	15	20	...	9	11	8500	4.4	65	4.7	2.5	...	10
60....	20	8	6	6	...	2	1	1	12000	6.0	3	1	...	
61....	87	71	15	10	5	44	5	39	...	12	6	5.5	49	36	2.2	2	...	
62....	66	27	19	19	...	8	4	4	...	9	10500	6.9	18	56	2.7	...	2	
71....	5	2	
76....	45	24	21	14	7	3	2	1	...	3	20	55	3.0	...	1	
77....	91	27	16	16	...	9	9	9	11500	5.9	17	69	4.6	...	4	
78....	68	24	22	18	4	2	2	7	...	5.9	15	62	4.1	...	3	
79....	47	20	20	20	10	10000	5.4	7	51	3.3	5	2	
80....	8	3	
81....	15	4	
82....	18	5	5	5	5	28000	5.2	
83....	47	20	20	20	12	29000	5.7	7	91	3.9	1	...	
84....	47	16	16	16	14	22000	5.4	2	1	
85....	70	26	26	26	22	20000	5.7	4	1	...	
86....	45	15	15	15	14	17000	5.9	1	
87....	50	16	15	15	...	1	1	10	11500	6.0	6	82	5.2	
88....	48	16	16	16	14	9500	5.6	2	1	
89....	12	4	
90....	10	4	
91....	14	4	
92....	39	14	5	5	...	8	8	1	4	...	9	61	4.1	...	1	
93....	10	4	
94....	28	9	8	8	...	1	1	7	10000	4.6	2	2	

Table 2.—CHARACTERISTICS OF HOUSING UNITS, BY BLOCKS: 1960—Con.

["Total population" contains no persons in group quarters unless preceded by asterisk (*) one asterisk (*) denotes less than 10 percent; two asterisks (**), 10 percent or more]

Blocks within census tracts	Total population	All housing units by condition and plumbing								Occupied housing units								
		Total	Sound			Deteriorating			Dilapidated	Owner occupied			Renter occupied			Occupied by non-white	1.01 or more persons per room	
			Total	With all plumbing facilities	Lacking some or all facilities	Total	With all plumbing facilities	Lacking some or all facilities		Total	Average value (dollars)	Average number of rooms	Total	Average contract (dollars)	Average number of rooms			
								With flush toilet										No flush toilet
95...	9	3
96...	15	4
97...	17	4
98...	14	4
100...	18	4
102...	28	10	3	3	7	2	...	8	21	3.0	5	2
105...	4	1
79.....	*5367	1557	1452	1427	25	93	88	5	...	12	839	11500	5.0	605	66	3.9	773	302
1...	21	5	...	5	...	2	2	2	4	4	...	2	...	1
2...	149	44	44	44	25	11000	4.8	18	73	3.6	7	...	8
6...	1
7...	11	2
8...	15	4
10...	7	7	5	5	...	2	2	3	1	1
11...	7	21
12...	18	22	...	6	15	1	1	4	8	35	2.0	1
13...	58	18	18	17	1	6	9000	5.8	12	53	3.2	6	...	5
14...	61	16	15	15	...	1	1	12	8500	4.9	4	6	2	...
15...	50	13	7	7	...	6	6	7	10500	5.0	5	55	3.8	8	8	2
16...	99	27	25	25	...	2	2	7	9000	5.6	18	68	3.3	13	9	1
17...	41	16	12	12	...	4	4	9	9500	4.4	4	5	5	...
18...	59	15	13	13	...	2	2	10	10500	5.3	5	66	4.2	12	12	...
19...	28	9	9	9	7	12000	5.1	2	1	...	3
20...	45	14	12	12	...	2	2	10	9500	5.1	4	4
21...	31	11	9	9	...	2	2	7	10500	4.7	4	1
22...	50	19	17	17	...	2	2	10	12000	5.5	7	67	3.4	2	2	...
23...	62	20	19	19	...	1	1	9	12000	4.8	8	66	3.9	10	2	3
24...	97	26	26	26	12	11500	4.5	13	80	3.9	8	7	...
25...	47	18	18	18	8	10500	5.8	7	64	4.7	7
26...	42	12	11	11	...	1	1	8	11000	5.3	4	5	2	...
27...	78	19	18	18	...	1	1	15	11000	5.3	4	10	5	...
28...	67	18	18	17	1	17	13500	5.1	1	14	3	...
29...	70	19	19	19	15	13000	5.5	4	12	3	...
30...	65	20	20	20	15	11500	3.7	5	...	3.8	6	5	...
31...	84	21	21	21	13	12500	5.0	7	81	3.7	16	6	...
32...	88	27	27	27	10	12500	4.8	13	77	4.0	12	2	...
33...	93	26	26	26	12	12500	5.2	14	79	3.8	8	6	...
35...	38	12	10	10	...	2	2	2	10	64	4.0	7
36...	130	32	32	32	12	12500	5.6	19	76	3.9	9	...	7
37...	*81	21	21	21	15	12000	5.5	5	86	4.4	13	3	...
38...	73	18	18	18	16	12500	5.5	1	11	6	...
39...	49	13	13	13	12	12000	4.7	1	9	2	...
40...	63	20	18	18	...	2	2	14	11000	4.8	6	71	4.0	10	4	...
41...	80	27	27	27	21	12000	5.1	6	87	4.8	9	1	...
42...	97	27	27	27	18	12000	5.1	9	59	3.4	9	5	...
43...	97	28	28	28	28	40	3.8	4	7	...
44...	51	18	18	18	18	37	3.5	3	...	3
45...	75	26	26	26	26	39	3.8	3	1	...
46...	93	29	26	26	...	2	2	...	1	12	9000	4.5	16	65	3.7	12	7	...
48...	41	15	14	14	...	1	1	12	11000	4.9	3	6
49...	54	19	16	16	...	3	3	16	10500	4.4	2	9	1	...
50...	90	22	22	22	14	11000	5.1	7	75	3.9	18	6	...
51...	50	11	11	11	8	11500	5.5	2	9	2	...
52...	67	19	14	14	...	5	3	2	...	4	9	66	4.2	13	7	...
53...	79	18	15	15	...	3	2	1	...	14	11500	4.8	4	14	5	...
54...	67	22	19	18	1	2	2	...	1	14	12500	5.1	5	66	4.6	16	2	...
55...	49	18	16	16	...	2	2	8	11500	4.9	9	57	3.8	16	2	...
56...	24	6	5	5	...	1	1	6	12500	5.2	4
57...	41	13	9	9	4	6	10500	5.5	6	46	3.0	8	1	...
58...	8
59...	94	28	23	23	...	5	5	10	9000	4.8	13	63	4.3	16	8	...
60...	23	22	22	22	8	11000	4.9	2	10
61...	31	11	10	10	1	7	9500	4.0	4	7	2	...
62...	70	16	16	16	16	9500	4.8	14	5	...
63...	82	18	14	14	...	4	4	12	10500	4.9	6	73	4.2	14	6	...
64...	73	14	12	12	...	2	2	10	12500	5.7	4	10	5	...
65...	53	16	11	11	...	4	4	...	1	5	8500	5.4	11	73	4.0	13	2	...
66...	128	28	26	26	...	1	1	...	1	9	10000	5.0	18	73	4.4	20	11	...
67...	85	26	26	25	1	26	44	3.7	2	7	...
68...	78	23	23	23	16	10500	5.0	6	69	3.8	17	3	...
69...	76	20	20	20	13	14000	4.8	5	71	4.0	17	7	...
70...	90	22	22	22	16	13500	4.8	6	81	5.0	13	5	...
71...	42	12	12	12	8	12500	4.9	4	11	1	...
72...	64	16	16	16	14	12000	5.2	2	5	3	...
73...	91	21	21	21	17	13500	5.2	4	19	3	...
75...	38	12	12	12	9	10000	4.9	2	4	1	...
76...	32	9	9	9	7	12000	5.7	1	4	1	...
77...	41	9	9	9	8	11500	4.6	1	6	3	...
78...	53	19	18	18	...	1	1	6	9500	4.3	11	78	4.0	2	1	...
79...	27	11	9	9	...	2	2	3	4	4	1	...
80...	12	4
81...	8	2
82...	24	6	6	6	5	10500	4.2	1	6	1	...
83...	97	21	21	21	12	11000	4.6	9	81	4.3	19	9	...
84...	4	2
85...	23	5	2	2	...	3	3	3	1	4	2	...

City Block Characteristics

Table 2.—CHARACTERISTICS OF HOUSING UNITS, BY BLOCKS: 1960—Con.

["Total population" contains no persons in group quarters unless preceded by asterisk; one asterisk (*) denotes less than 10 percent; two asterisks (**), 10 percent or more]

Table with multiple columns: Blocks within census tracts, Total population, All housing units by condition and plumbing (Sound, Deteriorating, Dilapidated), Occupied housing units (Owner occupied, Renter occupied), and I.OI or more persons per room. Rows represent individual blocks and groups of blocks.

Table 2.—CHARACTERISTICS OF HOUSING UNITS, BY BLOCKS: 1960—Con.

["Total population" contains no persons in group quarters unless preceded by asterisk; one asterisk (*) denotes less than 10 percent; two asterisks (**), 10 percent or more]

Blocks within census tracts	Total population	All housing units by condition and plumbing									Occupied housing units							
		Total	Sound			Deteriorating			Dilapidated	Owner occupied			Renter occupied			Occupied by non-white	1.01 or more persons per room	
			Total	With all plumbing facilities	Lacking some or all facilities	Total	With all plumbing facilities	Lacking some or all facilities		Total	Average value (dollars)	Average number of rooms	Total	Average contract rent (dollars)	Average number of rooms			
																		With flush toilet
27...	10	2	
28...	74	20	18	18	...	2	2	14	13500	4.6	6	58	3.7	17	5
30...	23	7	7	7	5	...	5.0	2	7	1
31...	92	25	20	20	...	4	4	20	13000	5.4	5	67	3.4	16	4
32...	16	6	6	6	2	4	17	1
33...	103	22	21	21	...	1	1	20	12500	5.1	2	17	8
34...	74	18	16	16	...	2	2	16	14000	4.4	2	15	6
35...	5	1
36...	20	3
38...	5	2
40...	38	8	8	8	7	11000	4.6	1	7	3
41...	103	22	19	19	...	3	3	15	14500	5.4	7	72	5.4	15	7
42...	80	16	16	16	14	12500	5.2	2	9	6
43...	114	22	17	17	...	5	5	16	12500	5.7	6	77	4.5	20	6
44...	82	20	20	20	14	12000	5.1	5	70	5.0	13	6
45...	20	7	6	6	...	1	1	4	3	6	...
46...	69	16	16	16	13	12000	4.7	3	16	4
47...	96	23	23	23	18	11000	5.1	5	80	4.4	23	6
48...	133	28	24	24	...	4	3	1	16	12000	5.9	11	81	4.5	21	11
49...	100	22	21	21	...	1	1	19	11500	5.1	3	19	6
50...	2	1
51...	43	10	9	9	1	5	16000	6.0	5	69	4.2	9	4
53...	38	8	8	8	8	13000	5.1	8	3
54...	24	7	7	7	2	4	5	3
55...	4	3
56...	9	2
57...	33	4
58...	4	1
59...	22	5	5	5	3	2	3	1
60...	41	12	12	12	12	10	81	4.0	9	2
64...	151	46	39	39	...	7	7	26	15000	5.1	18	73	4.1	6	5
65...	23	5	5	5	4	1	5	2
66...	31	10	9	9	...	1	1	7	13500	5.1	3	1
67...	63	19	19	19	14	14000	5.6	5	91	4.2	1	1
68...	98	31	31	31	23	14000	5.0	8	86	4.1	3	3
69...	59	19	19	19	12	11500	5.0	6	79	4.2
71...	56	23	23	23	14	11500	4.9	4
72...	140	43	43	43	22	13000	4.8	21	83	3.8	3	6
73...	*126	44	44	44	17	12500	4.4	25	74	3.5	...	1
74...	76	27	27	27	18	12500	4.5	9	87	4.1	...	2
75...	90	24	24	24	20	12000	4.8	4	4
76...	230	80	80	79	1	41	11500	4.4	28	79	3.8	3	11
77...	113	31	31	31	26	13000	5.0	4	1	3
78...	61	22	22	22	20	11500	4.8	1
79...	22	11	11	11	5	15000	5.2	6	...	2.2	...	1
81...	117	36	36	36	9	12000	4.3	27	84	3.7	...	6
83...	20	10	10	10	1	9	56	2.8
84...	26	9	9	9	2	7	78	3.6	...	2
85...	24	11	11	11	4	5	81	3.8	...	1
86...	29	8	8	8	3	5	88	4.0	...	2
87...	13	4
90...	14	5	5	5	2	3
83.....	5177	1769	1728	1716	12	34	34	7	1279	14000	5.2	413	82	3.7	98	104
1...	30	16	15	15	...	1	1	6	...	3.7	8	69	3.4	1	...
3...	131	43	43	43	22	13500	4.7	19	80	3.5	5	4
4...	55	16	16	16	6	...	4.7	9	81	4.1	2	3
6...	71	19	19	19	16	13000	4.9	2	5	4
7...	74	26	23	22	1	3	3	15	12500	5.0	11	87	3.1	4	1
8...	110	42	40	40	...	2	2	17	11500	5.1	24	73	3.3	5	4
9...	68	20	20	19	1	16	12500	4.8	4	3	1
10...	42	20	18	18	...	2	2	10	16500	4.6	7	81	3.7	1	...
11...	112	28	26	26	...	1	1	22	12000	5.5	6	63	4.7	5	3
12...	145	36	33	33	...	3	3	32	13500	5.3	4	13	4
13...	151	41	40	40	...	1	1	30	15000	5.0	10	82	3.7	10	6
14...	168	63	55	55	...	5	5	3	28	13000	5.3	25	98	3.6	1	9
15...	193	60	60	60	50	15000	5.6	10	75	4.6	13	2
16...	86	34	33	33	...	1	1	19	13000	5.1	15	73	3.3	5	...
17...	83	28	28	28	25	14500	5.3	2	1
21...	21	4
22...	46	16	16	16	15	13500	5.1	1
23...	78	22	22	22	20	14000	4.9	2	1	2
24...	60	19	19	19	13	16500	5.7	6	87	3.7
25...	76	22	22	22	19	19000	5.5	3	1
26...	77	23	22	22	...	1	1	20	16000	5.5	3	1	2
27...	65	20	20	20	20	15500	5.2	1	...
28...	102	33	33	33	22	15000	5.0	11	91	3.8	1	1
29...	52	40	35	29	6	5	5	9	11500	4.0	16	67	2.6
30...	90	48	48	48	13	14000	5.3	16	104	2.6	3	6
31...	90	31	30	30	...	1	1	27	15500	5.1	3	1
32...	78	28	28	28	27	16000	5.2	1	1	...
33...	57	23	23	23	21	13500	4.7	2
34...	72	23	23	22	1	19	14500	5.0	4	1	1
35...	71	24	24	24	17	15000	5.6	6	83	4.0
36...	69	20	19	19	...	1	1	5	12500	5.2	15	91	4.3
37...	61	15	14	14	...	1	1	14	13500	4.6	1	1	3

Table 2.—CHARACTERISTICS OF HOUSING UNITS, BY BLOCKS: 1960—Con.

["Total population" contains no persons in group quarters unless preceded by asterisk (*) denotes less than 10 percent; two asterisks (**), 10 percent or more]

Blocks within census tracts	Total population	All housing units by condition and plumbing								Occupied housing units								
		Total	Sound			Deteriorating			Dilapidated	Owner occupied			Renter occupied			Occupied by non-white	1.01 or more persons per room	
			Total	With all plumbing facilities	Lacking some or all facilities	Total	With all plumbing facilities	Lacking some or all facilities		Total	Average value (dollars)	Average number of rooms	Total	Average contract rent (dollars)	Average number of rooms			
								With flush toilet										No flush toilet
38...	47	19	19	19	11	13500	4.7	5	72	3.8	...	1	
39...	67	21	21	21	17	13000	5.2	2	2	...	
41...	77	25	24	24	...	1	1	21	15000	5.2	3	
42...	51	19	19	19	15	15500	5.2	3	1	1	
43...	103	37	36	35	1	1	1	26	15500	4.7	11	92	3.5	...	4	
44...	43	19	19	19	12	18500	4.8	5	91	3.8	
45...	54	24	24	24	21	14000	4.9	3	
46...	86	27	25	25	2	25	15000	5.0	2	1	2	
47...	58	20	19	19	1	12	14000	5.0	5	77	4.4	2	2	
48...	68	23	23	23	18	12500	4.9	4	1	2	
49...	70	23	23	23	22	14500	5.2	1	1	
50...	47	18	18	18	16	14500	5.6	2	
51...	62	20	20	20	17	13500	5.2	3	1	3	
52...	44	21	21	21	11	12000	4.8	8	79	3.8	
53...	76	25	24	23	1	1	1	19	13500	5.8	6	...	3.7	
54...	72	24	24	23	1	19	14000	5.4	5	89	4.4	
55...	42	15	15	15	12	12000	5.0	3	2	
56...	69	18	18	18	14	14000	5.2	4	1	2	
57...	63	31	31	31	15	13000	5.2	16	60	2.1	
58...	65	24	24	24	23	13500	4.9	
59...	50	18	18	18	16	13500	5.4	2	
60...	74	21	21	21	12	14000	5.5	9	75	4.3	...	2	
61...	85	24	24	24	24	15000	6.0	2	...	
62...	59	22	21	21	...	1	1	16	13000	4.9	6	97	4.5	...	1	
63...	61	20	19	19	...	1	1	17	12500	5.3	3	
64...	50	16	16	16	13	14000	4.9	3	1	1	
65...	60	24	23	23	...	1	1	23	13000	5.0	1	
66...	81	25	25	25	21	13500	5.2	4	2	
67...	54	19	19	19	17	13500	5.0	2	1	
68...	42	14	14	14	12	13000	5.3	2	1	
69...	75	25	25	25	24	14500	5.8	1	2	2	
70...	61	21	21	21	20	14500	5.6	1	
71...	70	23	23	23	16	14000	5.3	7	88	4.1	...	1	
72...	85	33	33	33	26	14000	5.0	5	77	3.4	...	1	
73...	47	17	17	17	16	13500	5.0	1	1	
74...	43	13	13	13	12	15500	4.9	1	3	
75...	17	5	5	5	4	1	2	
76...	30	12	12	12	12	13000	4.8	1	...	
77...	27	10	10	10	8	14000	6.1	1	
78...	99	29	29	29	15	14000	4.9	14	83	4.2	...	4	
79...	30	13	13	13	9	12500	5.2	4	
81...	3	2	
83...	26	7	7	7	1	6	102	4.2	...	2	

U.S. CENSUS OF HOUSING: 1960

Series HC(3)-62

CITY BLOCKS

Riverside, Calif.

Prepared under the supervision of
WAYNE F. DAUGHERTY, Chief
Housing Division




U.S. DEPARTMENT OF COMMERCE

Luther H. Hodges, Secretary

BUREAU OF THE CENSUS

Richard M. Scammon, Director (From May 1, 1961)
Robert W. Burgess, Director (To March 3, 1961)





BUREAU OF THE CENSUS

RICHARD M. SCAMMON, *Director* (From May 1, 1961)

ROBERT W. BURGESS, *Director* (To March 3, 1961)

A. ROSS ECKLER, *Deputy Director*

HOWARD C. GRIEVES, *Assistant Director*

CONRAD TAEUBER, *Assistant Director*

MORRIS H. HANSEN, *Assistant Director for Statistical Standards*

CHARLES B. LAWRENCE, JR., *Assistant Director for Operations*

WALTER L. KEHRES, *Assistant Director for Administration*

CALVERT L. DEDRICK, *Chief, International Statistical Programs Office*

A. W. VON STRÜVE, *Acting Public Information Officer*

Housing Division—

WAYNE F. DAUGHERTY, *Chief*

DANIEL B. RATHBUN, *Assistant Chief*

BEULAH WASHBAUGH, *Special Assistant*

MILTON D. LIEBERMAN, *Chief, Coordination and Research*

Decennial Operations Division—GLEN S. TAYLOR, *Chief*

Electronic Systems Division—ROBERT F. DRURY, *Chief*

Field Division—JEFFERSON D. MCPHKE, *Chief*

Geography Division—WILLIAM T. FAY, *Chief*

Population Division—HOWARD G. BRUNSMAN, *Chief*

Statistical Methods Division—JOSEPH STEINBERG, *Chief*

Library of Congress Card Number: A61-9347

SUGGESTED CITATION

U.S. Bureau of the Census. *U.S. Census of Housing: 1960. Vol. III, City Blocks.*
Series HC(3), No. 62.

U.S. Government Printing Office, Washington, D.C., 1961.

For sale by the Superintendent of Documents, U.S. Government Printing Office, Washington 25, D.C.
or any of the Field Offices of the Department of Commerce — Price 25 cents.

City Block Characteristics

Table 2.—CHARACTERISTICS OF HOUSING UNITS, BY BLOCKS: 1960—Con.

["Total population" contains no persons in group quarters unless preceded by asterisk; one asterisk (*) denotes less than 10 percent; two asterisks (**), 10 percent or more]

Blocks within census tracts	Total population	All housing units by condition and plumbing									Occupied housing units							
		Total	Sound			Deteriorating			Dilapidated	Owner occupied			Renter occupied			Occupied by non-white	1.01 or more persons per room	
			Total	With all plumbing facilities	Lacking some or all facilities	Total	With all plumbing facilities	Lacking some or all facilities		Total	Average value (dollars)	Average number of rooms	Total	Average contract rent (dollars)	Average number of rooms			
5...	64	27	27	27	25	25000	6.4	2
8...	60	30	27	27	...	2	2	...	1	19	14500	5.3	10	51	3.9
9...	86	37	31	31	...	5	5	...	1	11	14500	5.4	21	76	3.9	1
10...	4	2
11...	32	9	9	9	8	11500	6.1	1
12...	36	12	12	11	1	12	22000	7.1
13...	34	12	12	12	11	23000	6.0	1
15...	98	31	31	31	27	21000	6.4	4
16...	37	15	15	15	11	18000	6.9	2
17...	57	20	19	19	...	1	1	9	13000	5.8	9	66	4.1	1
18...	45	19	18	18	...	1	1	14	11000	5.7	3
19...	31	17	17	17	11	10500	5.2	5	73	4.6
20...	91	38	36	36	...	2	2	21	11000	5.5	16	69	3.8	1
21...	38	18	16	16	...	2	2	4	12	117	3.9	1
22...	**74	28	28	28	12	12000	5.3	16	87	3.3
23...	26	17	16	16	...	1	1	6	8500	5.8	9	64	4.1	1
24...	28	13	8	8	...	5	5	6	10000	4.7	6	53	4.0
25...	70	26	23	23	...	2	2	...	1	12	10000	5.2	9	65	4.3	3
26...	36	17	15	15	2	9	10500	6.3	6	56	4.8
27...	25	13	13	13	5	12000	6.0	7	86	3.6
28...	10	4
29...	84	44	43	42	1	1	...	15	11000	4.7	25	75	3.9
31...	54	16	16	16	14	21000	6.4	2
32...	35	10	10	10	10	29000	10.1
33...	70	21	21	21	20	32000	8.8
34...	51	18	18	18	14	20000	7.8	2
35...	31	15	14	14	...	1	1	9	13000	5.8	3
36...	61	20	20	20	13	11000	5.7	6	67	4.8	1
37...	49	25	23	22	1	...	1	1	...	9	9500	4.9	8	65	4.3	2
38...	46	30	28	27	1	2	2	11	13000	5.1	12	65	3.9
39...	62	19	18	18	...	1	1	13	9500	5.5	6	67	5.0	3
40...	38	17	16	16	...	1	1	10	10000	5.6	4
41...	49	19	19	19	17	13000	6.6	2
42...	4	1
43...	24	9	9	9	9	33000	8.4
44...	21	6	6	6	6	26000	10.0
45...	65	31	31	26	5	20	19500	8.3	11	51	2.5
46...	62	24	22	22	...	2	2	7	11000	5.7	15	75	3.9	1	3	...
47...	40	22	20	20	...	2	2	6	9000	5.7	13	58	4.0
48...	56	40	40	36	4	8	13500	5.1	27	61	3.3
49...	*85	47	47	38	9	7	...	4.9	36	86	3.1	1	1	...
50...	78	48	47	46	1	1	...	10	10000	4.8	35	73	3.5	...	1	...
51...	40	21	20	20	...	1	1	9	13500	6.2	10	66	4.0	...	1	...
52...	102	57	57	50	7	12	22000	5.9	41	67	2.8
53...	15	5	5	5	5	19500	7.2
54...	135	58	57	57	...	1	1	38	28000	6.2	17	85	3.9	1
55...	41	11	11	11	11	26000	8.2
56...	57	41	41	41	11	14000	6.4	18	86	3.8
57...	67	37	35	35	...	2	2	9	10500	6.1	26	91	3.1	...	3	...
58...	90	57	57	57	6	...	6.0	48	79	3.4	...	1	...
59...	47	35	35	30	5	9	14000	5.6	19	58	3.2
60...	47	30	30	24	6	4	21	53	3.3
61...	57	39	37	37	...	2	2	9	8500	5.0	26	60	2.7
62...	45	22	22	22	8	10000	4.6	12	68	4.6
63...	73	28	28	28	19	10500	5.2	8	73	4.0	2	1	...
64...	23	8	8	8	7	22000	6.3	1
65...	59	28	27	25	2	1	1	18	11500	5.4	9	64	4.2
66...	48	22	20	20	...	2	2	7	9000	5.4	14	58	3.9
67...	23	15	15	15	7	10500	5.3	7	73	3.6
68...	16	9	9	9	2	7	69	3.6
69...	45	30	30	30	4	21	71	3.7	1
70...	44	22	22	21	1	11	11000	6.1	9	56	4.1
71...	32	18	18	18	11	12000	5.6	5	59	5.0
72...	58	25	25	25	12	17000	5.8	10	88	4.5
73...	65	22	22	22	22	31000	6.1
74...	39	15	15	13	2	11	36000	6.1	4
76...	18	6	6	6	6	28000	5.5
77...	56	27	24	23	1	2	2	...	1	17	11000	5.9	8	59	3.5
80...	52	21	21	21	12	8000	5.3	9	69	4.2
81...	40	20	20	18	2	8	...	6.3	11	63	3.4	1
82...	35	29	27	11	16	2	2	2	22	43	2.6
83...	70	45	41	38	3	4	2	16	11000	5.4	17	65	3.4	1
3.....	*4578	2743	2023	1785	238	665	470	191	4	55	549	14500	5.6	1786	60	3.0	20	68
1...	71	24	24	24	14	12000	6.4	9	70	4.2	...	1	...
2...	77	39	39	39	23	10000	5.3	14	63	3.9	...	2	...
3...	80	32	31	31	1	14	9500	5.4	18	64	3.7	1
5...	7	3
6...	57	23	20	20	...	3	3	10	12500	5.1	13	68	4.2	1	1	...
7...	57	32	32	32	12	10000	5.3	15	66	3.5	...	1	...
8...	34	12	9	9	...	3	3	5	...	5.0	7	60	4.3	...	2	...
9...	9	6	5	5	...	1	1	2	2
10...	39	26	23	23	...	3	3	1	15	69	4.1	...	2	...
11...	46	24	21	21	...	3	3	5	...	5.2	14	73	3.9
12...	50	29	29	27	2	10	14000	6.2	15	67	4.0
13...	74	34	25	25	...	9	6	8	13000	4.4	22	61	3.4	...	2	...

Table 2.—CHARACTERISTICS OF HOUSING UNITS, BY BLOCKS: 1960—Con.

["Total population" contains no persons in group quarters unless preceded by asterisk: one asterisk (*) denotes less than 10 percent; two asterisks (**), 10 percent or more]

Blocks within census tracts	Total population	All housing units by condition and plumbing									Occupied housing units								
		Total	Sound			Deteriorating			Dilapidated	Owner occupied			Renter occupied			Occupied by non-white	1.01 or more persons per room		
			Total	With all plumbing facilities	Lacking some or all facilities	Total	With all plumbing facilities	Lacking some or all facilities		Total	Average value (dollars)	Average number of rooms	Total	Average contract rent (dollars)	Average number of rooms				
14...	12	7	7	7	4	7	1
15...	21	13	12	12	2	1	59	3.6
16...	50	37	22	22	10	10000	6.3	14	56	3.3	1
17...	63	34	25	25	10	14000	6.4	20	52	3.0	1
18...	42	37	34	19	15	3	3	8	11000	5.0	18	51	2.4	2
19...	*93	76	58	35	23	18	10	8	7	...	4.7	55	62	2.1	2
20...	25	21	21	21	1	13	67	3.4
21...	34	28	26	26	3	21	56	3.1
22...	52	28	23	22	1	5	3	2	5	...	6.0	22	66	3.7	1
23...	41	19	19	19	15	11000	5.6	4
24...	45	21	17	17	13	13000	6.1	7	60	3.1	2
25...	48	26	25	23	2	1	1	10	11500	5.5	15	71	3.5	1
26...	34	18	13	13	6	13500	5.3	11	57	3.2
27...	28	15	5	5	3	11	61	4.2
28...	10	5	5	5	3	2
29...	48	26	19	19	7	23000	7.3	18	53	3.2	1
30...	100	59	45	45	12	9000	5.1	36	65	3.2	3
31...	69	40	32	23	9	8	8	5	...	5.4	29	55	3.4	1
32...	22	10	6	6	4	...	5.5	4
33...	14	11	11	10	1	1	8	61	4.1
34...	66	49	49	46	3	5	27000	5.8	35	55	2.9
35...	88	52	37	34	3	14	8	6	11	10000	4.8	33	53	3.1	2
36...	32	29	28	15	13	1	1	7	...	5.3	18	45	1.9
37...	**28	16	16	16	3	12	75	2.7
38...	3	3
39...	47	37	29	29	7	14500	4.7	24	63	3.8	1
40...	56	42	32	32	7	13000	5.3	28	84	3.8
41...	94	46	16	16	9	8500	5.1	32	62	2.9	4
42...	61	41	24	24	7	...	5.3	32	65	3.3
43...	77	49	38	38	8	13500	5.0	34	61	2.9	1
47...	14	9	9	9	3	6	64	2.8
48...	125	96	96	95	1	1	81	78	3.0	1
50...	22	18	18	12	6	3	12	52	2.5	1
51...	33	33	24	18	6	9	2	7	1	29	38	2.8
52...	1	1
53...	**37	9	9	...	1.8
54...	2	1
56...	45	32	6	...	4.8	20	54	3.7
57...	39	33	19	15	4	13	13	7	1	24	45	2.8	1
58...	30	31	10	10	2	17	50	3.1	1
59...	21	18	1	1	3	12	46	2.8	1
62...	29	33	16	2	14	17	1	16	27	42	1.1	1
64...	75	102	63	10	53	39	1	38	70	44	1.1	3
65...	3	5	5	5	1
67...	36	45	45	21	24	1	31	43	1.3	1
70...	9	16	1	...	1	15	...	11	4	8	58	1.1
71...	20	15	2	8	5	5	14	45	2.8
73...	34	24	9	15	10	5	6	...	5.5	16	53	3.2
74...	**64	50	13	13	6	...	4.5	33	52	3.1
75...	65	46	14	14	9	9500	5.0	31	60	3.3
76...	53	40	11	5	6	22	10	12	7	...	5.3	30	45	2.3	1
77...	34	28	8	8	5	...	6.4	16	40	2.1
78...	17	14	13	13	1	11	47	2.6
83...	35	21	21	21	3	16	52	3.5
84...	27	19	19	19	1	15	60	3.4
85...	1	1
86...	**187
88...	22	18	17	13	4	1	1	4	13	50	2.7
89...	68	50	31	31	8	...	5.4	37	49	2.5	1
90...	41	28	20	19	1	8	4	7	19	60	3.2
91...	27	15	14	13	1	1	...	6.0	7	76	3.9
92...	39	24	23	21	2	1	1	5	...	5.4	13	56	3.8
93...	27	15	15	15	2	9	64	3.9
95...	3	1
96...	29	22	12	12	2	17	59	2.9
97...	58	23	16	13	3	7	7	6	...	4.3	17	58	4.3	2
98...	**67	34	25	25	3	23	85	3.6
99...	**18	1
100...	69	31	26	23	3	5	5	10	16000	5.6	21	54	3.6	2
101...	38	27	27	18	9	6	...	7.2	19	50	2.5
102...	9	6	6	6	6	53	2.3
103...	12	9	9	7	2	2	3
104...	18	8	7	5	2	1	1	3	4
105...	31	13	11	9	2	2	11	45	3.2	1
106...	31	16	15	15	1	...	5.2	9	71	3.7
108...	8	3
109...	17	14	14	11	3	13	55	2.4
110...	2	1
111...	6	3
112...	**51	20	8	7	1	12	10	2	1	18	60	3.3	1
113...	82	42	36	31	5	6	6	10	...	5.2	25	85	3.1	5
114...	25	21	16	16	2	10	66	3.3	1
115...	101	42	31	31	13	13000	5.5	28	67	3.9	2
116...	119	70	39	32	7	31	15	16	21	15000	6.4	41	54	3.0
117...	54	39	30	28	2	9	4	5	13	17500	6.2	20	55	3.0	1
118...	105	52	25	25	20	12500	5.9	29	62	3.6	2
119...	99	55	45	41	4	10	7	3	7	...	6.6	47	58	3.3	1

City Block Characteristics

Table 2.—CHARACTERISTICS OF HOUSING UNITS, BY BLOCKS: 1960—Con.

["Total population" contains no persons in group quarters unless preceded by asterisk; one asterisk (*) denotes less than 10 percent; two asterisks (**), 10 percent or more]

Blocks within census tracts	Total population	All housing units by condition and plumbing								Occupied housing units							
		Total	Sound			Deteriorating			Dilapidated	Owner occupied			Renter occupied			Occupied by non-white	1.01 or more persons per room
			Total	With all plumbing facilities	Lacking some or all facilities	Total	With all plumbing facilities	Lacking some or all facilities		Total	Average value (dollars)	Average number of rooms	Total	Average contract rent (dollars)	Average number of rooms		
						With flush toilet	No flush toilet										
120...	28	15	10	...	5	5	8	10000	4.9	6	60	4.3	
122...	6	1	
123...	29	9	7	2	3	5	61	5.2	2	2	
125...	31	16	13	...	3	3	3	11	93	3.5	
126...	38	27	26	...	1	1	4	20	74	3.4	
128...	36	21	21	1	16	63	3.6	1	...	
129...	37	20	20	1	17	73	3.5	
130...	35	12	9	...	3	1	2	...	7	...	4.7	5	42	3.2	...	2	
4.....	*4772	1529	1059	1029	30	343	324	19	127	699	9000	5.4	698	51	3.8	535	256
1....	15	8	8	3	5	58	3.2	...	1	...
2....	44	14	4	...	10	10	4	7	51	4.9	...	3	...
5....	49	23	20	15	5	2	2	...	1	15	5500	5.2	8	47	3.8
6....	75	25	19	19	...	6	6	14	6500	5.7	10	63	3.8	1	3
7....	100	38	28	28	...	10	10	21	6500	5.2	15	58	3.7	...	2
8....	72	35	24	21	3	5	4	1	6	6	...	5.0	25	43	3.2	...	4
10...	**19	5	3	2	2	5	5.2
12...	*74	35	34	30	4	1	10	9500	5.8	23	49	3.2
13...	134	59	57	54	3	2	1	1	...	22	8500	5.7	31	59	2.9	...	3
14...	108	57	47	45	2	9	9	...	1	15	18000	6.7	34	60	3.2	1	1
15...	24	13	12	7	5	1	3	8	42	3.0
22...	77	24	18	18	...	4	2	2	...	9	8000	6.4	14	39	3.1	9	4
23...	56	23	14	14	...	9	9	8	10000	5.9	11	44	4.3	9	1
24...	75	34	26	26	...	7	5	2	1	7	8500	6.0	20	88	3.6	9	3
25...	102	34	27	27	...	5	3	2	2	12	7000	5.3	18	49	3.9	18	6
26...	125	37	31	29	2	4	4	...	2	13	9500	5.3	23	46	3.8	27	7
27...	74	31	20	20	...	1	1	...	10	8	...	5.9	19	38	3.5	18	4
32...	2	1
33...	21	3
34...	15	3
35...	*144	43	23	22	1	8	8	...	12	8	...	5.8	29	44	3.8	17	8
36...	72	21	4	4	...	4	4	...	13	6	6500	6.7	13	37	4.4	7	4
37...	104	24	18	18	...	5	5	...	1	12	8500	5.8	12	48	4.3	9	4
38...	82	29	18	18	...	10	10	...	9	8	9500	5.9	21	50	4.0	25	2
39...	172	62	13	13	...	40	40	...	1	15	10000	6.0	41	28	3.1	42	13
40...	111	37	14	14	...	13	11	2	10	20	8500	5.5	12	40	3.7	10	5
41...	70	15	7	7	...	6	6	...	2	6	7500	4.7	9	49	4.4	6	5
42...	63	17	8	8	...	5	5	...	4	6	8000	4.5	9	42	4.4	7	7
43...	238	58	21	21	...	22	20	2	15	23	7500	5.0	33	40	3.8	15	21
44...	*118	31	15	14	1	11	11	...	5	18	8500	5.6	12	34	4.1	12	3
45...	21	6	1	1	...	5	3	2	...	4
46...	34	16	9	9	...	2	2	...	5	5	...	4.2	6	45	4.2	7	3
47...	40	11	7	7	...	4	2	2	...	1	10	32	3.6	4	5
48...	7	5	3	3	...	1	1	5	7500	7.4
49...	12	5	3	3	...	2	2	...	1	2	2	2
50...	36	20	15	15	...	5	5	4	14	56	3.0
53...	40	12	5	5	...	7	7	5	7000	5.6	5	...	4.6	6	3
54...	55	24	19	19	...	5	5	8	7500	5.3	14	52	3.9	14	2
55...	72	15	8	8	...	5	5	...	2	10	9500	5.5	4	4	6
56...	42	12	8	8	...	3	3	...	1	6	7500	5.3	5	53	3.2	7	2
57...	342	80	57	57	...	20	20	...	3	57	10000	5.2	19	65	4.5	44	24
58...	**6
59...	37	10	10	10
60...	53	13	10	10	7	9000	5.0	3
61...	76	20	5	5	...	3	3	6	13500	4.3	6	60	5.2	12	3
62...	28	11	4	4	...	7	7	...	8	8	5000	4.9	9	44	4.4	9	6
63...	5	5	5	5	...	3	3	...	4	2	8	44	3.5	8	2
64...	33	13	10	10	3
66...	34	10	6	6	...	3	3	...	10	9000	5.7	2	3	2
67...	57	16	13	13	...	4	4	...	8	14500	5.0	2	4	1
68...	45	15	12	12	...	3	3	10	9000	5.0	6	45	4.8	3	3
69...	110	26	24	24	...	3	3	8	6000	4.3	6	57	4.3	9	2
70...	73	23	21	21	...	2	2	19	9000	4.3	6	73	4.0	7	8
71...	44	12	12	12	...	2	2	20	8500	4.5	1	10	3
72...	46	12	12	12	8	8500	5.3	4	7	3
73...	54	14	11	11	...	3	3	7	7000	5.0	7	61	4.1	8	4
74...	32	8	6	6	...	1	1	...	1	10	6500	4.5	5	53	3.8	7	4
75...	65	21	16	14	2	2	2	4	4	4	3
76...	56	13	13	13	...	5	5	9	5500	4.9	11	51	3.3	5	2
77...	91	22	20	20	6	8500	6.3	6	59	3.7	3	3
78...	138	31	30	29	1	1	1	21	8500	5.4	1	10	4
79...	61	24	20	19	1	4	2	2	...	20	11000	6.4	9	132	4.4	22	8
80...	71	17	10	10	...	1	1	12	7000	5.0	8	61	4.6	7	3
81...	51	17	12	12	...	6	6	...	1	10	8000	5.5	6	68	3.8	9	5
83...	13	7	3	3	...	5	5	11	8500	5.7	4	3	2
84...	6	2	4	4	1	4	1	1
86...	103	32	25	25
87...	44	11	11	11	...	7	7	22	8500	5.4	7	65	4.4	10	8
88...	43	10	9	9	9	8500	5.6	2	2	1
89...	73	24	19	19	...	1	1	6	13000	6.2	4	1	3
90...	58	23	19	19	...	5	5	12	8500	5.2	10	69	4.3	18	3
91...	30	16	14	14	...	4	4	15	11000	5.3	6	68	3.7	11	2
5.....	*5414	2028	1909	1880	29	98	93	5	21	819	11500	5.3	1005	76	3.8	287	158
1....	1	1	1
2....	2	11	11	6	5	2	1

Table 2.—CHARACTERISTICS OF HOUSING UNITS, BY BLOCKS: 1960—Con.

["Total population" contains no persons in group quarters unless preceded by asterisk (*); one asterisk (*) denotes less than 10 percent; two asterisks (**), 10 percent or more]

Blocks within census tracts	Total population	All housing units by condition and plumbing								Occupied housing units										
		Sound					Deteriorating			Dilapidated	Owner occupied			Renter occupied			Occupied by non-white	1.01 or more persons per room		
		Total	With all plumbing facilities	Lacking some or all facilities	Total	With all plumbing facilities	Lacking some or all facilities		Total		Average value (dollars)	Average number of rooms	Total	Average contract rent (dollars)	Average number of rooms					
							With flush toilet	No flush toilet												
3...	19	11	8	8	...	3	3	3	5	69	3.0	1	
4...	14	4
5...	17	...	3	3	4	4	3	4	1
6...	11	7	3
7...	12
8...	4
9...	49	13	9	9	4	4	2	11	70	3.7	1	...	5	
11...	29	13	10	10	3	3	4	8	68	3.4	1	...	1	
12...	21	5	5	5	3	2
16...	24	7	3	3	4	7	...	3.6	3	
17...	82	34	28	26	2	6	3	3	14	10500	6.2	13	71	4.7	1	...	1	
18...	13	4
19...	83	36	36	33	3	13	7500	4.8	20	59	3.6	2	
20...	62	21	21	21	11	7000	5.5	10	64	4.7	
21...	32	19	18	18	10	7500	5.4	6	60	5.0	
22...	77	36	36	36	11	8000	5.1	22	68	3.9	1	
23...	67	26	25	25	9	9500	5.0	15	72	4.1	2	...	2	
24...	61	18	17	17	1	1	10	9500	5.3	8	61	4.6	
25...	266	114	100	100	14	12	2	...	46	12500	5.7	48	92	4.0	5	
26...	82	21	21	21	17	13500	5.5	3	1	...	1	
27...	78	20	20	20	17	14000	5.4	3	2	
28...	66	19	19	19	13	14000	5.5	4	
29...	76	20	20	20	19	13500	5.6	2	
30...	180	59	59	59	41	13500	5.4	14	73	3.6	3	
31...	402	237	229	229	7	7	21	11500	4.6	179	97	3.2	1	...	3	
32...	111	73	73	73	8	...	4.5	56	90	3.0	
33...	81	37	36	36	1	1	9	17500	6.1	24	79	3.5	
34...	16	7	6	6	1	1	4	3	
35...	71	31	29	29	2	2	8	...	3.8	21	71	3.8	
36...	103	40	36	36	4	4	7	...	4.1	32	76	3.8	2	
37...	121	61	61	61	12	13500	5.2	38	102	3.9	3	
38...	52	25	25	25	15	10500	5.0	9	76	4.3	
39...	134	56	54	54	2	2	21	8000	4.3	33	63	4.1	
41...	70	30	28	28	2	2	11	9000	4.8	19	42	3.6	
42...	52	31	28	28	3	3	10	6000	5.2	13	61	3.5	1	
43...	65	28	28	28	8	10000	5.3	18	54	3.6	1	...	4	
44...	**41	19	19	18	1	5	...	4.8	14	53	3.1	
45...	30	13	13	9	4	4	8	41	2.4	1	
46...	45	26	26	26	8	15500	6.5	9	99	3.7	1	
47...	54	23	23	23	7	15500	6.7	12	82	3.7	
48...	9	3	
49...	24	10	6	6	4	4	2	7	123	3.4	1	
50...	51	18	15	15	3	3	3	15	75	4.6	1	
51...	29	12	11	11	1	1	8	11000	5.1	2	
53...	13	4	
55...	6	3
59...	2	1
60...	*129	48	48	48	30	12000	4.6	17	70	3.8	1	
61...	160	92	88	88	4	7	...	3.4	67	63	3.0	4	...	8	
62...	64	20	20	20	16	11000	5.3	3	3	...	1	
64...	114	24	22	22	1	1	12	8500	5.6	12	56	4.1	20	...	8	
65...	104	25	20	19	1	4	4	1	15	7500	5.3	9	44	3.4	10	9	
66...	105	29	28	28	1	1	16	10000	6.0	11	56	4.5	17	2	...	
67...	132	34	33	33	1	1	19	8500	5.5	15	54	4.2	20	6	...	
68...	89	24	22	22	2	2	11	11500	5.6	11	55	5.2	10	4	...	
69...	58	24	23	23	1	1	11	12000	5.8	10	61	4.8	3	
70...	85	24	19	19	4	4	1	12	8500	5.7	11	46	4.4	15	7	
71...	89	21	18	18	3	3	10	8500	6.4	10	56	4.8	11	5	...	
72...	71	19	15	15	3	3	1	12	6500	5.7	7	50	4.6	10	3	
73...	91	27	18	18	2	2	7	13	7500	5.2	11	80	3.6	8	5	
74...	70	25	15	15	4	4	6	12	8000	5.1	11	48	3.7	11	3	
75...	81	18	18	18	9	11000	5.3	7	74	5.1	15	6	...	
76...	74	18	18	18	15	10500	5.5	3	15	3	...	
77...	375	96	95	93	2	1	1	72	11500	5.1	19	77	5.1	66	13	...	
78...	124	36	36	36	24	11500	5.2	9	87	5.0	10	1	...	
79...	122	33	33	33	24	13000	5.5	6	86	5.0	1	3	...	
80...	40	14	14	14	10	20000	5.7	4	2	...	
81...	20	7	6	6	1	5	16500	5.2	1	1	
82...	23	7	7	7	3	4	1	
83...	49	16	16	16	10	19500	5.7	4	1	
84...	56	13	12	11	1	1	1	8	11000	4.8	5	59	4.6	9	5	...	
85...	71	18	18	18	17	12000	5.0	1	16	4	...	
87...	2	2
6...	*3462	1051	1023	1022	1	27	27	1	869	28000	6.3	93	129	5.2	56	49	
1...	406	133	131	131	2	2	10	30000	6.3	6	...	3.5	...	3	
2...	42	14	14	14	10	26000	6.3	1	1	
3...	60	16	15	15	1	16	27000	6.7	1	
4...	173	44	41	41	3	3	30	11000	4.2	13	78	4.2	22	13	...	
5...	71	20	20	20	15	10500	4.5	3	10	5	...	
6...	9	2
7...	10	4
8...	28	8	7	7	1	1	7	20000	7.4	1
9...	121	44	43	43	1	1	37	13500	4.8	4	12	1	...	
10...	111	33	33	33	27	20000	6.0	3	3	1	...	
12...	78	19	16	16	3	3	17	23000	6.6	1	2	2	...	

City Block Characteristics

Table 2.—CHARACTERISTICS OF HOUSING UNITS, BY BLOCKS: 1960—Con.

["Total population" contains no persons in group quarters unless preceded by asterisk; one asterisk (*) denotes less than 10 percent; two asterisks (**), 10 percent or more]

Blocks within census tracts	Total population	All housing units by condition and plumbing								Occupied housing units							
		Total	Sound			Deteriorating			Dilapidated	Owner occupied			Renter occupied			Occupied by non-white	1.01 or more persons per room
			Total	With all plumbing facilities	Lacking some or all facilities	Total	With all plumbing facilities	Lacking some or all facilities		Total	Average value (dollars)	Average number of rooms	Total	Average contract rent (dollars)	Average number of rooms		
							With flush toilet	No flush toilet									
13...	61	26	22	22	...	4	4	23	14500	6.2	1	4	1
14...	1
15...	70	25	24	24	...	1	1	20	35000	8.4	4
16...	19	6	6	6	6	23000	5.8
17...	137	38	38	38	36	38000	6.8	1	1
18...	43	12	12	12	11	37000	7.1
19...	69	22	22	22	19	39000	6.8
20...	84	33	33	33	29	36000	6.2	1
21...	26	8	8	8	8	39000	6.8	1
23...	22	9	9	9	8	30000	6.6
24...	10	2	7
25...	27	7	7	7	7	36000	7.3
26...	68	23	23	23	23	25000	6.0	1
27...	22	6	6	6	6	32000	9.2
28...	38	15	15	15	11	23000	5.9	2
29...	23	10	10	10	8	24000	6.1	1
30...	64	20	20	20	16	16000	5.4	3
31...	251	68	68	68	60	26000	6.4	5	...	6.6	...	6
32...	18	4
33...	174	43	42	41	1	1	1	38	26000	6.3	3	2
34...	172	59	58	58	...	1	1	41	35000	6.5	3
35...	49	18	17	17	...	1	1	15	39000	6.9
36...	9	2
37...	19	7	7	7	5	37000	7.0
38...	8	2
39...	43	11	11	11	9	26000	6.1	2
40...	63	18	18	18	16	26000	6.1	1
41...	38	12	12	12	9	26000	6.6
42...	36	9	9	9	8	27000	6.0	1	1
44...	51	11	11	11	11	32000	6.6
45...	**36
47...	341	113	108	108	...	5	5	86	33000	6.4	15	172	4.9	...	4
48...	35	12	12	12	1
49...	20	5	5	5	5	34000	7.2
50...	13	3
51...	11	3
52...	7	1
53...	8	2
54...	43	13	11	11	...	2	2	8	40000	7.9	1
56...	2	1
58...	38	9	9	9	5	30000	6.2	4
59...	47	16	16	16	7	30000	6.3	7	157	6.4
60...	2	1
62...	34	8	8	8	7	22000	5.6	1	2
7...	*5138	1940	1822	1820	2	105	105	...	13	1485	16500	6.0	389	79	4.6	6	52
2...	54	18	18	18	15	27000	7.1	3	1
3...	38	18	18	18	16	22000	5.8
4...	*625	224	214	214	...	9	9	...	11	169	14500	5.7	50	76	4.6	1	11
6...	56	27	27	27	7	22000	6.6	17	77	3.9	...	2
7...	54	21	21	21	14	16000	6.7	6	99	5.5
8...	171	70	69	69	...	1	1	25	22000	6.5	36	95	3.8	...	1
9...	40	22	14	14	...	2	2	6	17	73	3.8	...	1
10...	47	18	18	18	17	19500	7.2
11...	93	33	33	33	24	15000	6.0	9	87	5.0	...	1
12...	121	47	46	46	...	1	1	39	15000	6.1	6	83	5.8	1	1
13...	112	39	38	38	...	1	1	31	21000	7.0	6	66	4.7	1	...
14...	86	31	31	31	27	17500	6.9	2
15...	63	24	24	24	22	21000	6.8	2
16...	76	23	23	23	22	22000	7.5	1
17...	72	28	28	28	25	19500	6.7	3	1
18...	85	33	33	33	28	23000	7.0	5	...	5.0
19...	136	46	45	45	...	1	1	37	18000	5.6	6	72	3.8	...	3
20...	107	51	50	50	...	1	1	38	13000	5.6	10	71	4.6
21...	118	53	53	53	30	16000	6.1	23	67	4.1
22...	87	29	29	29	24	18000	6.3	5	96	5.8	...	1
23...	122	40	40	40	36	34000	6.6	3	2
24...	157	65	65	65	54	15500	5.8	11	91	4.9
25...	12	6	6	6	6	17500	6.0
26...	91	31	30	30	...	1	1	27	15500	6.1	4	2
27...	131	52	49	49	...	2	2	35	14000	6.2	15	69	3.8	...	2
28...	137	57	48	48	...	8	8	36	10000	5.2	19	63	4.2	...	2
29...	130	47	44	44	...	3	3	42	16000	5.5	2	1
30...	*106	39	38	38	30	11500	6.0	8	79	5.8
31...	163	59	58	58	...	1	1	48	14000	5.9	10	65	4.1	...	1
32...	63	23	23	23	19	15500	5.5	4
33...	143	54	52	52	...	2	2	50	14500	6.1	4
34...	121	46	45	45	...	1	1	40	11000	5.8	5	83	5.4	...	2
35...	99	37	35	35	...	2	2	30	15500	5.5	6	109	5.7	...	2
36...	128	50	49	49	...	1	1	43	13000	5.4	7	83	5.1	3	1
37...	118	47	46	46	...	1	1	38	11500	5.5	9	77	4.3	...	2
38...	88	33	32	32	...	1	1	27	16000	6.4	4
39...	45	20	20	20	20	18000	5.8
40...	27	10	10	10	7	30000	5.9
41...	53	20	20	20	18	17500	5.7	1	2
42...	96	30	27	27	...	3	3	22	18000	6.2	6	79	5.0	...	1

Table 2.—CHARACTERISTICS OF HOUSING UNITS, BY BLOCKS: 1960—Con.

["Total population" contains no persons in group quarters unless preceded by asterisk; one asterisk (*) denotes less than 10 percent; two asterisks (**), 10 percent or more]

Blocks within census tracts	Total population	All housing units by condition and plumbing								Occupied housing units									
		Sound				Deteriorating				Owner occupied			Renter occupied			Occupied by non-white	1.01 or more persons per room		
		Total	With all plumbing facilities	Lacking some or all facilities	Total	With all plumbing facilities	Lacking some or all facilities	Dilapidated	Total	Average value (dollars)	Average number of rooms	Total	Average contract rent (dollars)	Average number of rooms					
			With flush toilet	No flush toilet															
43...	67	30	25	25	...	5	5	16	11000	5.2	14	69	3.9	...	2	
44...	171	67	51	51	...	16	16	54	12000	5.6	12	75	4.8	
45...	25	8	6	6	...	2	2	6	21000	7.0	
46...	46	13	12	10	2	7	7	7	20000	5.9	6	7	86	5.7
48...	132	46	38	38	...	2	2	34	10500	5.1	9	72	4.0	...	1	
49...	124	44	42	42	26	24000	5.7
50...	71	26	26	26	...	13	13	28	19500	5.8	7	79	4.3	...	1	
51...	105	39	26	26	...	13	13	28	19500	5.8	7	79	4.3	...	1	
52...	130	46	27	27	...	17	17	36	16000	6.0	7	66	5.4	...	2	
8.....	*4546	1501	1387	1384	3	106	100	4	2	8	1211	14500	5.5	193	85	4.4	2	49	
1...	722	243	218	218	...	23	23	189	3500	5.8	19	88	4.6	...	11	
2...	73	18	18	18	18	29000	5.8
3...	62	17	14	14	...	3	3	14	16000	5.4	2	2	
4...	95	30	27	27	...	3	3	26	27000	6.3	2
5...	56	15	14	14	...	1	1	15	30000	6.5
6...	21	7	7	7	6	32000	6.2
8...	3
9...	129	48	41	41	...	5	4	1	...	2	38	15000	5.2	9	76	4.7
10...	160	56	55	55	...	1	1	51	16000	5.7	4	1
11...	76	32	32	32	30	15500	5.6	1	1
12...	179	60	59	59	...	1	1	53	18000	5.6	6	74	4.8
13...	51	20	16	16	...	4	3	...	1	...	17	13000	4.9	1
14...	263	75	73	73	...	2	2	67	19000	5.8	7	100	5.6	...	4	...
15...	166	64	60	60	...	4	4	57	17000	5.3	2	1
16...	107	29	28	28	...	1	1	23	14000	5.3	5	96	6.4
17...	268	89	79	77	2	9	8	...	1	1	72	13500	5.0	12	68	4.0	1	5	...
18...	105	32	32	32	28	17000	5.4	2
19...	*256	99	98	98	...	1	1	40	18000	5.4	55	86	3.7	...	3	...
20...	72	24	24	24	22	18000	5.1	2
21...	108	35	32	32	...	3	2	1	31	13000	5.2	4
22...	36	9	9	9	7	13000	5.0	2	1
23...	134	52	33	32	1	19	17	2	39	11500	4.9	9	63	3.9	...	1	...
24...	21	7	7	7	7	34000	6.4
25...	93	27	27	27	24	18000	5.3	3
26...	103	34	34	34	28	18000	5.5	4
27...	64	15	15	15	11	19000	5.7	3
28...	167	52	46	46	...	6	6	44	19500	5.4	6	92	4.3	...	1	...
29...	49	22	19	19	...	2	2	1	16	17500	5.4
30...	291	81	77	77	...	4	4	69	14500	5.2	8	78	4.9	...	5	...
31...	83	29	22	22	...	6	6	1	23	9000	5.1	3	3
32...	307	103	94	94	...	8	8	1	83	13500	5.2	14	82	4.7	1	4	...
33...	120	36	36	36	33	16000	5.5	2	3
34...	106	38	38	38	29	15500	5.5	6	103	4.8
9.....	**2023	488	441	438	3	41	38	3	...	6	313	12000	5.3	79	74	4.7	9	42	...
5...	25	5	5	5	2	3	1
6...	5	2
7...	**580	2
13...	4	2
18...	10	2
19...	26	8	5	5	...	2	2	1	6	10000	4.5	1	1	...
20...	8	2
22...	6	2
25...	21	5	5	5	4	1	1
26...	39	11	10	10	...	1	1	10	9500	4.9	1	2
27...	32	14	12	12	...	1	1	1	6	9000	4.8	5	...	4.4	...	2	...
28...	23	6	6	6	3	3	1
29...	40	13	10	10	...	3	3	6	9500	5.5	4	1
30...	13	5	3	3	...	2	2	5	9500	5.6
31...	35	8	7	7	...	1	1	5	12500	6.0	3	2
32...	23	9	9	9	8	8000	4.4	1	7
34...	137	34	30	30	...	4	4	26	13500	5.3	4	7
35...	45	14	13	13	...	1	1	12	11500	5.0	2	2
36...	31	8	7	7	...	1	1	8	10500	5.1	1
38...	116	27	27	27	27	14000	5.3	3
39...	59	18	18	18	18	14500	5.2	1
40...	552	228	204	202	2	21	18	3	...	3	117	12000	5.3	39	70	4.4	7	14	...
41...	128	39	38	38	...	1	1	26	11500	5.6	6	95	5.7	...	3	...
42...	65	24	24	24	18	13500	5.3
10.....	7103	2158	2113	2113	2	38	37	1	...	5	1773	15000	5.4	300	93	5.0	7	106	...
1...	163	57	53	53	...	4	4	39	11500	5.1	17	76	4.5	...	3	...
2...	196	65	61	61	...	4	4	46	16000	5.5	14	82	4.7	...	3	...
3...	49	12	12	12	11	18500	5.2	1
4...	48	12	12	12	11	16000	5.2
5...	145	34	34	34	27	13000	5.5	5	109	6.0	...	7	...
6...	255	71	71	71	52	11000	5.3	15	88	5.1	1	6	...
8...	178	53	53	53	44	11000	5.0	9	93	5.2	...	3	...
9...	92	35	35	35	21	9500	4.6	10	84	4.9	1	2	...
10...	145	44	44	44	36	11000	5.1	7	93	4.7	...	4	...
11...	110	27	27	27	24	15500	5.8	3	1
12...	129	32	32	32	23	15500	5.7	7	111	6.0	...	4	...
13...	131	32	32	32	28	15000	5.8	4	2
14...	144	40	40	40	31	11500	5.2	7	98	5.0	...	1	...
15...	114	47	46	46	...	1	1	42	13000	5.5	4

City Block Characteristics

Table 2.—CHARACTERISTICS OF HOUSING UNITS, BY BLOCKS: 1960—Con.

["Total population" contains no persons in group quarters unless preceded by asterisk; one asterisk (*) denotes less than 10 percent; two asterisks (**), 10 percent or more]

Blocks within census tracts	Total population	All housing units by condition and plumbing									Occupied housing units							
		Total	Sound			Deteriorating			Dilapidated	Owner occupied			Renter occupied			Occupied by non-white	1.01 or more persons per room	
			Total	With all plumbing facilities	Lacking some or all facilities	Total	With all plumbing facilities	Lacking some or all facilities		Total	Average value (dollars)	Average number of rooms	Total	Average contract rent (dollars)	Average number of rooms			
16...	137	51	51	51	41	13500	5.7	8	101	5.6	...	1
17...	124	40	40	40	33	13000	5.0	3	2
18...	128	40	40	40	34	12500	4.9	5	101	4.8	...	2
19...	127	42	42	42	37	13000	5.6	5	...	5.4	...	2
20...	143	58	48	48	...	9	9	1	39	11500	5.0	17	69	4.4	...	2
21...	7	3
22...	62	28	24	22	2	4	4	21	10000	4.6	4	1
23...	84	29	26	26	...	3	2	1	22	9500	5.0	7	52	3.4	...	1
24...	53	19	19	19	17	11000	5.0	2
25...	52	19	19	19	15	12500	5.5	4
26...	298	94	91	91	...	2	2	1	86	18000	5.5	7	113	5.3	...	2
27...	114	32	32	32	32	21000	5.6
28...	427	123	118	118	...	3	3	2	106	18000	5.9	6	81	5.0	1	8
29...	77	21	21	21	18	19500	5.6	2	1
30...	220	56	56	56	51	17000	5.3	5	123	5.2	...	2
31...	152	36	36	36	34	18000	5.4	2	4
32...	322	81	81	81	67	13000	5.8	12	101	5.8	...	5
33...	47	14	14	14	12	19500	5.8	1
34...	106	26	26	26	24	18500	5.8	2	1
35...	105	26	26	26	23	19500	6.0	1	2
36...	322	92	91	91	...	1	1	83	17000	5.6	5	...	5.6	...	10
37...	45	16	16	16	12	15000	5.4	2
38...	43	14	14	14	11	19500	5.9	1
39...	53	14	14	14	14	19500	6.4
40...	452	135	133	133	...	1	1	1	104	13000	5.4	27	89	5.0	4	6
41...	126	38	38	38	28	11500	4.8	7	91	4.7	...	4
42...	114	37	37	37	29	13500	5.6	7	88	5.1	...	2
43...	67	20	20	20	14	14000	5.9	6	107	5.5
44...	59	20	20	20	16	16000	5.6	3	1
45...	57	19	19	19	16	18000	5.2	3
46...	43	17	17	17	15	19500	5.7	2
47...	91	29	28	28	...	1	1	22	15500	5.5	3	1
48...	133	40	37	37	...	3	3	34	16500	5.2	6	66	4.8	...	3
49...	106	34	34	34	31	19000	5.4	3
50...	167	43	43	43	40	17500	5.6	3	2
51...	55	20	20	20	17	13000	5.2	2
52...	52	18	18	18	16	14500	4.9	2
53...	55	18	17	17	...	1	1	16	16500	5.3	1
54...	40	14	14	14	12	19500	5.6	2	1
55...	143	47	47	47	39	17500	5.7	7	106	6.0	...	1
56...	114	35	35	35	31	18000	5.8	3
57...	82	39	38	38	...	1	1	23	20000	6.0	9	78	2.7	...	1
11.....	*4740	1611	1570	1569	1	28	28	13	1153	15500	5.4	383	83	4.5	17	68
1...	200	62	58	58	...	4	4	43	12500	5.1	13	101	5.2	...	1
2...	79	28	28	28	24	15000	6.4	4
3...	75	31	31	31	28	15500	5.8	3
4...	96	35	35	35	30	16500	5.6	5	...	4.4	...	1
5...	42	15	15	15	13	16000	5.8	2
7...	64	41	41	41	15	14500	5.1	18	61	4.3
8...	94	37	37	37	24	14500	5.7	11	63	4.5	...	1
9...	107	48	43	43	...	5	5	37	11500	5.2	10	76	4.9
10...	251	92	91	91	...	1	1	63	14000	5.2	24	81	4.8	...	2
11...	57	22	22	22	21	10500	4.5	1	2
12...	95	34	34	34	26	12500	5.4	7	83	4.9	...	3
13...	104	40	38	38	...	1	1	1	27	17000	5.3	12	76	3.7	...	2
14...	140	40	39	39	...	1	1	34	14500	5.4	5	78	4.0	1	3
15...	28	8	8	7	1	7	15000	5.9	4
16...	195	52	52	52	50	18000	5.5	2	4
17...	112	31	31	31	26	18000	5.5	3
18...	8	6	5	5	...	1	1	2	3
19...	119	46	45	45	...	1	1	29	15500	6.0	14	87	5.4
20...	112	41	41	41	30	13500	5.9	10	100	5.1	...	1
22...	112	42	42	42	24	16000	4.7	16	97	4.1	...	2
23...	7	3
24...	131	46	46	46	23	13500	5.9	21	83	4.4	...	1
25...	156	72	67	67	...	5	5	28	15500	5.7	33	87	3.8	1	...
26...	21	15	8	8	...	1	1	6	4	...	8	41	3.0	
27...	44	14	14	14	11	15500	5.1	2
28...	258	76	75	75	...	1	1	59	15500	5.0	16	97	5.0	...	6
29...	227	65	65	65	56	17500	5.3	7	103	4.7	...	5
30...	68	24	24	24	19	15000	5.1	3	3
31...	97	31	31	31	12	14500	5.2	18	87	4.2	...	4
32...	21	8	8	8	6	17000	5.0	2
33...	36	10	10	10	10	16000	5.3	1
34...	59	24	24	24	20	14500	5.1	3
35...	38	13	13	13	12	16500	5.3	1
36...	81	26	26	26	21	16000	5.2	4	2
37...	36	14	13	13	6	14000	5.2	8	88	4.0
38...	5	3
39...	*97	31	30	30	...	1	1	15	14500	5.3	15	74	3.7	...	1
40...	24	9	9	9	7	...	5.6	1
41...	85	31	28	28	...	2	2	1	8	16500	4.9	22	65	4.0	3	5
42...	121	38	37	37	1	24	18500	5.6	10	78	4.2
43...	164	42	42	42	33	17500	5.5	9	111	5.6	...	5
44...	38	13	13	13	13	15000	5.2	1

Table 2.—CHARACTERISTICS OF HOUSING UNITS, BY BLOCKS: 1960—Con.

["Total population" contains no persons in group quarters unless preceded by asterisk: one asterisk (*) denotes less than 10 percent; two asterisks (**), 10 percent or more]

Blocks within census tracts	Total population	All housing units by condition and plumbing								Occupied housing units								
		Total	Sound			Deteriorating			Dilapidated	Owner occupied			Renter occupied			Occupied by non-white	1.01 or more persons per room	
			Total	With all plumbing facilities	Lacking some or all facilities	Total	With all plumbing facilities	Lacking some or all facilities		Total	Average value (dollars)	Average number of rooms	Total	Average contract (dollars)	Average number of rooms			
							With flush toilet	No flush toilet										
45...	162	48	48	48	42	16000	5.3	6	114	6.0	
46...	152	40	40	40	37	18000	5.5	3	2	
47...	77	20	20	20	20	17000	5.2	2	
48...	40	10	10	10	9	17500	5.3	1	
49...	80	27	27	27	18	17500	5.6	7	72	4.1	...	1	
50...	49	15	15	15	15	17000	5.2	
51...	117	36	36	36	...	1	1	...	1	30	20000	5.8	6	...	4.2	8	4	
52...	74	21	21	21	19	16500	5.2	2	
53...	8	4	
54...	69	25	21	21	...	2	2	...	2	14	14500	5.0	9	61	4.3	2	2	
55...	8	4	
12...	*5338	1353	1337	1337	...	14	14	...	2	1152	16500	5.4	168	93	4.9	7	101	
1...	126	35	35	35	32	22000	5.6	3	2	
2...	82	22	22	22	22	20000	5.2	1	
3...	243	65	63	63	...	2	2	61	24000	5.6	2	5	
4...	85	19	19	19	19	18500	5.5	2	
5...	99	24	24	24	20	20000	5.7	4	2	
6...	94	26	26	26	23	18000	5.3	3	
7...	111	31	31	31	25	18500	5.3	6	126	5.5	...	2	
8...	109	28	28	28	27	21000	5.6	1	4	
9...	114	32	32	32	30	21000	5.8	2	1	
10...	119	36	36	36	32	20000	5.5	3	
11...	110	23	23	23	23	24000	5.7	3	
12...	55	14	14	14	13	22000	5.7	1	1	
13...	171	43	43	43	41	22000	5.7	1	3	
14...	**487	4	
15...	192	63	63	63	45	9500	4.7	16	80	4.9	1	5	
16...	8	2	
17...	175	60	60	60	41	9000	4.5	17	80	4.4	...	4	
18...	183	64	64	64	42	9500	4.6	20	83	4.3	...	5	
19...	178	46	46	46	40	22000	5.9	6	159	6.0	...	2	
20...	37	11	11	11	11	21000	5.7	
21...	49	12	12	12	12	20000	5.7	1	
22...	12	2	
23...	12	2	
24...	3	1	
25...	2	1	
26...	152	36	36	36	32	15000	5.3	4	2	
27...	140	36	36	36	35	14500	5.3	1	3	
28...	161	36	36	36	33	15000	5.7	3	1	5	
29...	124	36	36	36	34	16000	5.8	1	1	
30...	137	36	36	36	31	15000	5.8	3	3	
31...	146	36	36	36	35	15500	5.6	1	2	
32...	289	77	77	77	61	11000	5.1	11	78	4.8	1	12	
33...	9	5	5	5	4	2	
34...	102	28	28	28	26	11500	5.0	2	2	
35...	134	36	36	36	31	16000	5.5	5	113	5.6	...	1	
36...	221	56	55	55	...	1	1	52	20000	5.5	4	1	3	
37...	233	68	68	68	54	13500	5.2	9	100	4.9	...	7	
38...	87	27	27	27	23	13000	5.0	4	
39...	88	24	23	23	...	1	1	20	10000	5.1	3	5	
40...	36	13	11	11	...	2	2	9	6000	4.3	4	1	2	
41...	3	1	
42...	16	8	7	7	...	1	1	6	8500	5.2	2	1	
43...	76	36	30	30	...	6	6	22	9000	4.8	11	55	3.5	1	...	
44...	137	38	36	36	2	29	11000	5.0	7	74	4.7	...	3	
45...	47	10	10	10	9	18000	6.4	1	1	
46...	156	45	45	45	40	15500	5.4	1	4	
13...	*2920	692	400	389	11	153	126	17	10	139	440	8500	5.1	222	40	4.1	87	193
1...	41	18	15	15	...	3	3	12	10500	5.0	4	1	
2...	44	13	13	13	11	10500	4.9	2	
3...	14	4	
4...	11	4	
5...	34	9	9	9	7	13000	5.3	2	1	
6...	8	4	
7...	12	4	
8...	18	4	
9...	17	5	5	5	5	14500	5.0	
10...	37	8	8	8	7	11500	5.6	1	2	
11...	96	23	17	17	...	5	5	13	25000	5.8	9	61	5.2	...	2	
12...	84	21	9	9	...	4	4	8	9000	5.1	7	46	4.0	2	6	
13...	161	32	12	12	...	7	7	...	13	19	6000	5.3	12	34	3.9	...	14	
14...	78	17	6	6	...	5	5	...	6	16	6500	5.3	1	5	7	
15...	40	12	3	3	...	9	3	8	34	3.1	...	3	
16...	82	17	10	10	...	3	3	...	4	15	6000	4.9	2	7	7	
17...	261	70	43	43	...	13	13	...	14	47	10000	5.1	18	39	4.0	21	15	
18...	70	15	10	10	5	11	9500	4.9	2	8	7	
19...	102	25	18	17	...	3	2	1	4	17	8000	4.9	7	33	3.6	2	7	
20...	121	24	9	8	1	5	5	...	10	11	7000	4.8	11	39	4.6	3	10	
21...	70	17	9	9	...	4	4	...	4	14	7000	5.5	1	2	4	
22...	**98	16	10	10	...	3	3	...	3	10	8500	5.2	6	...	4.7	3	4	
23...	145	40	18	18	...	10	10	...	12	18	9000	5.2	20	35	4.4	2	6	
24...	107	25	10	10	...	8	5	2	1	10	10000	4.9	14	36	4.3	...	10	
25...	75	17	4	4	...	8	7	...	5	11	6500	4.9	5	37	3.2	1	5	
26...	102	24	5	5	...	8	7	1	11	9	7000	6.0	13	26	3.3	1	9	

City Block Characteristics

Table 2.—CHARACTERISTICS OF HOUSING UNITS, BY BLOCKS: 1960—Con.

["Total population" contains no persons in group quarters unless preceded by asterisk; one asterisk (*) denotes less than 10 percent; two asterisks (**), 10 percent or more]

Blocks within census tracts	Total population	All housing units by condition and plumbing									Occupied housing units							
		Sound				Deteriorating				Dilapidated	Owner occupied			Renter occupied			Occupied by non-white	1.01 or more persons per room
		Total	With all plumbing facilities	Lacking some or all facilities	Total	With all plumbing facilities	Lacking some or all facilities		Total		Average value (dollars)	Average number of rooms	Total	Average contract (dollars)	Average number of rooms			
							With flush toilet	No flush toilet										
27...	46	11	6	6	...	5	3	2	...	4	6	49	4.3	...		
28...	37	8	3	2	1	5	5	6	6000	5.0	2	3	
29...	210	41	23	21	2	13	5	5	3	30	7000	4.9	11	28	3.5	1	15	
30...	41	8	6	5	1	2	2	6	10000	5.8	2	1	2	
31...	53	12	9	9	...	2	2	6	9000	6.0	6	31	4.7	2	2	
32...	129	28	21	21	...	4	3	20	6000	5.1	7	...	3.9	...	12	
33...	101	22	13	11	2	7	3	1	3	15	6000	4.3	7	34	4.1	3	10	
34...	98	26	18	18	...	6	6	16	7000	4.9	9	36	4.0	10	6	
35...	65	19	9	8	1	7	4	3	...	8	6500	5.3	10	25	4.2	6	4	
36...	47	10	6	5	1	1	1	5	...	5.4	5	...	3.6	3	6	
37...	47	12	11	11	...	1	1	11	9000	5.2	1	1	2	
38...	118	27	15	14	1	8	6	2	...	21	5500	4.6	5	41	4.2	5	8	
14.....	*9475	2997	2941	2939	2	48	48	8	2128	15000	5.3	638	101	4.3	6	183
1...	**53	14	6	6	...	6	6	2	10	15000	5.2	4
2...	**48	14	14	14	12	17000	5.0	1	
3...	114	34	34	34	31	14000	5.0	3	4	
4...	118	39	38	38	...	1	1	30	15500	5.3	7	93	4.0	...	3	
5...	62	18	18	18	14	25000	8.9	3	
6...	16	5	5	5	5	37000	7.2	
7...	78	32	32	32	28	28000	6.3	3	
8...	264	102	102	102	55	22000	6.2	35	109	4.1	
9...	87	27	27	27	22	17000	5.9	4	
10...	584	214	214	213	1	129	14500	5.2	54	107	4.2	...	8	
11...	82	22	22	22	19	17500	6.0	2	2	
12...	143	42	42	42	31	11000	4.6	10	91	4.4	...	2	
13...	50	20	20	20	16	13000	5.1	1	1	
14...	119	35	35	35	26	12000	4.5	9	87	4.3	...	2	
15...	111	37	37	37	28	12000	4.7	8	84	4.0	...	3	
16...	642	184	183	183	...	1	1	140	12000	4.9	37	86	4.6	1	19	
17...	167	46	46	46	37	12500	5.0	7	92	5.0	...	2	
18...	122	36	36	36	28	11500	4.4	7	82	4.0	...	4	
19...	32	9	9	9	6	16000	5.2	3	
20...	146	60	59	59	...	1	1	30	13500	4.8	9	93	5.0	...	5	
21...	121	35	34	34	...	1	1	32	15000	5.1	4	
22...	158	39	39	39	35	15000	5.2	4	7	
23...	149	40	40	40	28	13500	5.1	9	100	5.0	...	4	
24...	161	40	40	40	38	11500	5.1	2	6	
25...	137	36	36	36	32	13500	5.3	4	2	
26...	*489	135	135	135	108	13000	5.2	21	96	4.9	...	11	
27...	278	75	74	74	...	1	1	63	16000	5.4	12	94	4.7	...	6	
28...	54	16	16	16	13	14500	5.1	3	2	
29...	*344	96	90	90	...	6	6	70	16000	5.7	22	165	4.4	...	5	
30...	230	79	76	76	...	3	3	51	15000	5.6	4	6	
31...	176	65	65	65	51	19000	5.6	4	
32...	112	35	35	35	26	17500	5.6	8	99	4.5	...	3	
33...	123	36	36	36	28	15000	5.6	6	...	4.3	...	3	
34...	574	176	176	175	1	123	15500	5.5	41	122	4.0	...	10	
35...	93	34	34	34	23	11500	4.7	9	77	4.1	...	1	
36...	62	18	18	18	9	11500	6.0	7	100	5.4	
37...	89	28	28	28	15	13000	6.0	12	97	5.5	...	2	
38...	94	23	23	23	22	16500	5.5	1	2	
39...	186	124	118	118	...	6	6	6	...	4.8	97	100	3.1	1	...	
40...	292	133	131	131	...	2	2	49	21000	5.2	69	99	3.7	1	3	
41...	125	44	44	44	32	14500	5.7	8	81	5.0	...	1	
42...	111	32	32	32	27	14500	5.7	4	1	
43...	84	26	26	26	24	13500	5.7	2	
44...	88	28	28	28	25	14500	5.6	3	2	
45...	50	20	20	20	14	15000	5.6	3	1	
46...	67	23	23	23	22	14000	5.3	1	1	
47...	80	26	26	26	...	14	14	18	11500	5.3	7	50	3.9	...	2	
48...	75	26	25	25	...	1	1	20	11000	5.0	5	...	4.4	...	1	
49...	73	23	23	23	18	11000	5.1	4	4	
50...	281	90	84	84	...	4	4	73	14500	5.3	8	83	4.6	...	2	
51...	32	15	15	15	11	15500	5.2	3	
52...	67	18	17	17	...	1	1	14	17000	5.4	3	3	
53...	111	37	37	37	31	15000	5.5	4	1	2	
54...	112	30	30	30	25	11000	5.5	3	2	
55...	397	102	102	102	88	14000	5.4	11	103	5.3	1	7	
56...	76	19	19	19	19	15500	5.2	4	
57...	78	23	23	23	16	14000	5.2	5	103	5.4	...	1	
58...	162	39	39	39	33	14500	5.3	5	99	5.4	...	6	
59...	82	19	19	19	14	16000	5.5	5	123	5.4	...	1	
60...	*82	22	22	22	18	18000	6.1	3	
61...	23	9	9	9	5	...	5.4	4	
62...	221	62	62	62	53	16000	5.2	4	9	
63...	38	11	11	11	9	14500	5.2	1	2	
15.....	*8228	2313	2267	2264	3	35	35	11	1773	15000	5.5	260	88	5.0	32	181
1...	8	2
2...	306	139	133	133	...	5	5	1	75	14500	5.1	5	100	4.6	...	11
3...	469	136	136	136	97	14000	5.3	17	89	5.1	...	14	
4...	151	54	51	51	...	1	1	33	15000	5.2	5	72	5.0	...	6	
5...	18	4
7...	11	5	2	2	...	2	2	1	1
8...	**49	14	11	11	...	2	2	1	12	12500	5.1	2

Table 2.—CHARACTERISTICS OF HOUSING UNITS, BY BLOCKS: 1960—Con.

["Total population" contains no persons in group quarters unless preceded by asterisk; one asterisk (*) denotes less than 10 percent; two asterisks (**), 10 percent or more]

Blocks within census tracts	Total population	All housing units by condition and plumbing									Occupied housing units							
		Total	Sound			Deteriorating			Dilapidated	Owner occupied			Renter occupied			Occupied by non-white	1.01 or more persons per room	
			Total	With all plumbing facilities	Lacking some or all facilities	Total	With all plumbing facilities	Lacking some or all facilities		Total	Average value (dollars)	Average number of rooms	Total	Average contract rent (dollars)	Average number of rooms			
							With flush toilet	No flush toilet										
9...	76	20	20	20	15	13500	5.2	3	4
10...	80	20	20	20	18	13500	5.9	2	1
11...	87	24	24	24	18	13500	5.4	2	2
12...	169	40	40	40	39	13500	5.5	3	
13...	95	20	20	20	19	13500	5.5	1	3
14...	77	24	24	24	20	16500	5.6	1
15...	93	20	20	20	20	13500	5.5	3	
16...	87	20	20	20	19	13500	5.1	1	6
17...	450	130	130	130	111	14000	5.4	2	11
18...	789	290	278	278	...	9	9	193	15000	5.5	20	84	4.8	1	15
19...	337	84	83	83	...	1	1	78	16000	5.6	6	92	5.5	...	4
20...	92	23	23	23	23	14000	5.6	1
21...	113	59	59	59	32	15500	5.5	2
22...	235	61	61	61	59	17500	5.6	1	3
23...	143	33	33	33	33	18500	5.8	2
24...	85	16	16	16	16	18000	5.8	4
25...	125	33	33	33	29	18500	5.5	3	4
26...	318	74	74	74	66	15000	5.8	5	91	5.8	...	10
27...	139	36	36	36	31	13500	5.6	4	2
28...	139	36	36	36	30	13000	5.6	6	105	5.8	...	2
29...	148	36	36	36	34	12500	5.7	2	3
30...	249	66	66	66	58	14000	5.8	2	2
31...	115	23	23	23	21	16500	5.9	2	4
32...	103	27	27	27	25	15000	5.4	1	1
33...	38	8	8	8	8	17500	6.3
34...	24	5	5	5	4	1	1
35...	169	38	38	38	36	15500	5.9	1	4
36...	170	40	40	40	32	14000	5.8	7	111	6.0	...	4
37...	156	39	39	39	33	14000	5.7	6	107	5.7	1	3
38...	166	39	39	39	34	14000	5.7	4	3
39...	162	38	35	35	...	3	3	32	15500	5.9	6	82	4.7	...	3
40...	227	78	78	78	47	21000	5.9	25	105	4.1	...	3
41...	**154	41	41	41	33	17000	5.5	5	...	5.0	...	2
42...	61	12	12	12	12	17500	6.3	1
43...	196	55	55	55	45	15500	5.4	5	120	6.0	1	3
44...	50	13	13	13	12	15000	5.3	1
45...	127	31	31	31	28	15000	5.5	1	4
46...	384	107	107	107	86	12500	5.1	13	99	5.2	...	11
47...	94	28	28	28	24	12500	5.0	2	2	2
48...	137	45	45	45	30	12500	5.0	11	86	4.1	...	3
49...	**77	20	20	20	10	11500	5.1	9	75	5.0	1	2
50...	31	9	9	9	4	4	1
51...	194	64	57	57	...	7	7	12	15000	4.7	50	53	5.0	26	4
52...	**255	34	26	23	3	5	5	3	20	21000	6.0	14	82	3.5	...	3
16.....	*4962	1784	1591	1568	23	140	131	7	2	53	1017	14500	5.2	624	70	3.9	17	111
1...	*169	59	46	46	...	9	8	4	39	15500	5.1	15	52	3.9	...	5
2...	...	1
3...	6	2
4...	53	16	16	16	13	16500	5.3	3	1
5...	39	11	11	11	6	18500	5.8	4	2
6...	46	16	16	16	8	19500	5.9	6	94	4.5
7...	78	22	22	22	21	17500	5.6
8...	126	34	34	34	30	18500	5.6	3	1	1
9...	87	29	29	29	24	15000	5.3	4	1
10...	429	169	153	153	...	7	6	1	...	9	76	18500	5.3	65	76	3.7	...	5
11...	44	12	12	12	11	30000	5.8
12...	92	28	28	28	28	22000	5.6	1
13...	78	35	33	33	2	25	15000	5.2	7	...	4.0
14...	119	56	48	47	1	4	3	1	23	14500	5.1	29	61	3.7	1	2
15...	128	63	58	56	2	3	3	29	13000	4.6	29	61	3.7	1	1
16...	98	47	36	36	...	7	7	30	11000	4.8	15	63	4.1	...	2
17...	43	21	16	16	...	3	3	2	9	19500	4.7	12	60	3.8
18...	62	43	39	39	...	4	2	2	4	33	82	2.8	...	1
19...	4	4
20...	7	1
21...	24	14	11	10	1	2	2	1	7	15500	4.7	5	50	3.8
22...	**335	91	82	82	...	7	7	2	33	13000	5.0	51	72	3.9	...	7
23...	110	52	46	42	4	6	5	1	29	15500	4.7	20	53	4.0
24...	16	8	7	7	...	1	1	6	11000	4.8	2
25...	17	7	7	7	5	13500	4.6	1	1
26...	20	10	10	10	4	5	67	4.0
27...	8	4
28...	129	75	37	37	...	38	38	19	13000	4.9	34	57	2.8	...	8
29...	11	3
30...	25	10	8	8	...	1	1	1	8	17500	5.1	1	1
31...	153	45	40	40	...	2	2	3	35	16500	5.5	6	...	5.5	...	2
32...	155	39	39	39	30	14000	5.6	8	101	5.3	1	5
33...	311	86	77	77	...	8	8	1	58	14500	5.4	21	78	4.6	...	10
34...	*162	56	42	37	5	14	13	1	26	10000	4.8	25	69	3.8	...	8
35...	69	22	17	17	...	5	4	1	9	14000	5.3	13	73	4.5	...	2
36...	57	21	20	20	...	1	1	12	11500	4.8	8	57	3.6	1	1
37...	50	19	17	17	...	2	2	12	13500	5.5	7	66	4.4	1	2
38...	131	46	46	46	23	11500	5.2	22	77	3.8	...	4
39...	142	72	68	59	9	1	1	3	26	11500	5.1	43	62	3.3	2	2
40...	**76	35	35	35	17	14000	5.7	17	68	4.5

U.S. CENSUS OF HOUSING: 1960

Series HC(3)-63

CITY BLOCKS

Sacramento, Calif.

Prepared under the supervision of
WAYNE F. DAUGHERTY, Chief
Housing Division




U.S. DEPARTMENT OF COMMERCE

Luther H. Hodges, Secretary

BUREAU OF THE CENSUS

Richard M. Scammon, Director (From May 1, 1961)

Robert W. Burgess, Director (To March 3, 1961)





BUREAU OF THE CENSUS

RICHARD M. SCAMMON, *Director* (From May 1, 1961)

ROBERT W. BURGESS, *Director* (To March 3, 1961)

A. ROSS ECKLER, *Deputy Director*
HOWARD C. GRIEVES, *Assistant Director*
CONRAD TAEUBER, *Assistant Director*
MORRIS H. HANSEN, *Assistant Director for Statistical Standards*
CHARLES B. LAWRENCE, JR., *Assistant Director for Operations*
WALTER L. KEHRES, *Assistant Director for Administration*
CALVERT L. DEDRICK, *Chief, International Statistical Programs Office*
A. W. VON STRUVE, *Acting Public Information Officer*

Housing Division—

WAYNE F. DAUGHERTY, *Chief*
DANIEL B. RATHBUN, *Assistant Chief*
BEULAH WASHABAUGH, *Special Assistant*
MILTON D. LIEBERMAN, *Chief, Coordination and Research*

Decennial Operations Division—GLEN S. TAYLOR, *Chief*
Electronic Systems Division—ROBERT F. DRURY, *Chief*
Field Division—JEFFERSON D. MCPHICK, *Chief*
Geography Division—WILLIAM T. FAY, *Chief*
Population Division—HOWARD G. BRUNSMAN, *Chief*
Statistical Methods Division—JOSEPH STEINBERG, *Chief*

Library of Congress Card Number: A61-9347

SUGGESTED CITATION

U.S. Bureau of the Census. *U.S. Census of Housing: 1960. Vol. III, City Blocks.*
Series HC(3), No. 63.
U.S. Government Printing Office, Washington, D.C., 1961.

For sale by the Superintendent of Documents, U.S. Government Printing Office, Washington 25, D.C.
or any of the Field Offices of the Department of Commerce—Price 35 cents.

Table 1.—CHARACTERISTICS OF HOUSING UNITS, FOR THE CITY: 1960

Subject	Number	Percent	Subject	Number	Percent
All housing units	71,763	100.0	Occupied housing units—Con.		
CONDITION AND PLUMBING			COLOR		
Sound	61,838	86.2	White	59,861	89.8
With all plumbing facilities	59,156	82.4	Nonwhite	6,788	10.2
Lacking some or all facilities	2,682	3.7	PERSONS PER ROOM		
Deteriorating	8,527	11.9	1.00 or less	62,111	93.2
With all plumbing facilities	5,370	7.5	1.01 or more	4,538	6.8
Lacking some or all facilities	3,157	4.4	AVERAGE NUMBER OF ROOMS		
With flush toilet	3,047	4.2	Owner occupied	5.4	...
No flush toilet	110	0.2	Renter occupied	3.3	...
Dilapidated	1,398	1.9	VALUE AND RENT		
Occupied housing units	66,649	100.0	Average value	15,100	...
TENURE			Average contract rent	69	...
Owner occupied	38,477	57.7			
Renter occupied	28,172	42.3			

NOTE.—On the map for Sacramento approximately 2,350 blocks are identified.

Table 2.—CHARACTERISTICS OF HOUSING UNITS, BY BLOCKS: 1960

["Total population" contains no persons in group quarters unless preceded by asterisk: one asterisk (*) denotes less than 10 percent; two asterisks (**), 10 percent or more]

Blocks within census tracts	Total population	All housing units by condition and plumbing								Occupied housing units								
		Total	Sound		Deteriorating			Dilapidated	Owner occupied			Renter occupied			Occupied by non-white	1.01 or more persons per room		
			Total	With all plumbing facilities	Lacking some or all facilities	Total	With all plumbing facilities		Lacking some or all facilities	With flush toilet	No flush toilet	Total	Average value (dollars)	Average number of rooms			Total	Average contract rent (dollars)
1.....	*4760	1539	1536	1535	1	3	1	...	2	...	1240	19500	5.6	252	103	3.8	11	37
1...	1012	348	348	348	246	20000	5.5	84	101	3.8	2	10
2...	23	9	9	9	6	18500	5.7	1
3...	120	41	41	41	34	17000	5.6	6	117	4.0	...	1
4...	152	46	46	46	42	17500	5.7	2	1
5...	86	21	21	21	14	20000	5.8	7	122	4.3	...	5
6...	244	78	78	78	60	17500	5.7	14	104	3.9	...	4
7...	56	19	19	19	17	18000	5.2	2
8...	**78	21	21	21	17	18500	5.5	4	2
9...	155	46	46	46	45	20000	5.7	1	1
10...	109	30	30	30	29	22000	5.7	1
11...	62	17	17	17	14	29000	6.4	3	1
12...	80	24	24	24	20	31000	6.5
13...	120	38	38	38	35	26000	6.1	2	1
14...	229	65	65	65	59	18000	5.7	6	121	4.5	...	1
16...	119	33	33	33	27	16000	5.5	6	120	4.5	1	2
17...	71	24	24	24	21	18000	5.2	3
18...	100	35	35	35	29	15500	5.3	6	...	4.0
19...	81	24	24	24	21	15500	5.3	2	1
20...	65	42	42	42	5	15500	5.6	30	82	2.4	1	2
21...	71	25	25	25	15	15500	5.4	9	87	3.3	1	1
22...	103	37	37	36	1	16	21000	5.1	20	108	4.1
23...	109	36	36	36	30	17500	5.5	6	115	4.8	...	1
24...	113	36	36	36	32	17500	5.7	4
25...	131	39	39	39	39	18500	5.5	1	...
26...	143	43	43	43	43	17000	5.8	1
27...	155	48	48	48	45	18500	5.6	3
28...	139	41	41	41	39	20000	6.0	2	1
29...	65	24	23	23	...	1	1	22	21000	5.5	2
30...	49	17	17	17	17	22000	6.0
31...	88	28	28	28	27	19500	5.8
32...	87	28	28	28	28	19000	5.5
33...	94	32	32	32	31	18500	5.5	2	1
34...	70	23	23	23	23	19000	5.3
35...	60	14	14	14	14	21000	5.9	1
36...	103	37	37	37	29	19500	5.3	8	97	4.0
37...	58	19	19	19	14	17000	5.6	5	98	3.6
38...	92	29	29	29	22	18000	5.4	7	90	4.0
39...	68	22	20	20	...	2	...	2	13	21000	6.2	6	92	4.3	...	1
2.....	*4807	1743	1721	1719	2	20	18	2	...	2	1479	14500	5.4	233	97	4.3	32	39
2...	37	11	11	11	9	13000	5.4	2
3...	40	13	13	13	13	15000	5.5	1
4...	57	14	14	14	13	14500	5.5	1	1	1
5...	70	25	25	25	22	13000	5.0	3
6...	89	32	32	32	28	13000	4.9	3	1
7...	75	28	28	28	26	13500	4.9	1	1
8...	58	20	20	20	19	15500	5.8	1
9...	60	20	20	20	17	14000	5.5	3
10...	169	51	51	51	47	15000	5.6	4	4
11...	166	52	52	52	48	14500	5.5	3	1	2
12...	114	40	40	40	35	15500	5.6	4	1