

U.S. CENSUS OF HOUSING: 1960

Series HC(3)-87

CITY BLOCKS

Aurora, Colo.

Prepared under the supervision of
WAYNE F. DAUGHERTY, Chief
Housing Division




U.S. DEPARTMENT OF COMMERCE

Luther H. Hodges, Secretary

BUREAU OF THE CENSUS

Richard M. Scammon, Director (From May 4, 1961)

Robert W. Burgess, Director (To March 3, 1961)





BUREAU OF THE CENSUS

RICHARD M. SCAMMON, *Director* (From May 4, 1961)

ROBERT W. BURGESS, *Director* (To March 3, 1961)

A. ROSS ECKLER, *Deputy Director*
HOWARD C. GRIEVES, *Assistant Director*
CONRAD TAEUBER, *Assistant Director*
MORRIS H. HANSEN, *Assistant Director for Statistical Standards*
CHARLES B. LAWRENCE, JR., *Assistant Director for Operations*
WALTER L. KEHRES, *Assistant Director for Administration*
CALVERT L. DEDRICK, *Chief, International Statistical Programs Office*
A. W. VON STRUVE, *Acting Public Information Officer*

Housing Division—

WAYNE F. DAUGHERTY, *Chief*
DANIEL B. RATHBUN, *Assistant Chief*
BRULAH WASHBAUGH, *Special Assistant*
MILTON D. LIEBERMAN, *Chief, Coordination and Research*

Decennial Operations Division—GLEN S. TAYLOR, *Chief*
Electronic Systems Division—ROBERT F. DRURY, *Chief*
Field Division—JEFFERSON D. McPIKE, *Chief*
Geography Division—WILLIAM T. FAX, *Chief*
Population Division—HOWARD G. BRUNSMAN, *Chief*
Statistical Methods Division—JOSEPH STRINBERG, *Chief*

Library of Congress Card Number: A61-9347

SUGGESTED CITATION

U.S. Bureau of the Census. *U.S. Census of Housing: 1960. Vol. III, City Blocks.*
Series HC(3), No. 87.
U.S. Government Printing Office, Washington, D.C., 1961.

For sale by the Superintendent of Documents, U.S. Government Printing Office, Washington 25, D.C.
or any of the Field Offices of the Department of Commerce — Price 25 cents.

Table 1.—CHARACTERISTICS OF HOUSING UNITS, FOR THE CITY: 1960

Subject	Number	Percent	Subject	Number	Percent
All housing units	13,273	100.0	Occupied housing units—Con.		
CONDITION AND PLUMBING			COLOR		
Sound	12,866	96.9	White	12,552	99.4
With all plumbing facilities	12,779	96.3	Nonwhite	74	0.6
Lacking some or all facilities	87	0.7	PERSONS PER ROOM		
Deteriorating	377	2.8	1.00 or less	10,996	87.1
With all plumbing facilities	331	2.5	1.01 or more	1,630	12.9
Lacking some or all facilities	46	0.3	AVERAGE NUMBER OF ROOMS		
With flush toilet	44	0.3	Owner occupied	5.3	...
No flush toilet	2	...	Renter occupied	3.9	...
Dilapidated	30	0.2	VALUE AND RENT		
Occupied housing units	12,626	100.0	Average value	14,700	...
TENURE			Average contract rent	99	...
Owner occupied	8,096	64.1			
Renter occupied	4,530	35.9			

NOTE.—On the map for Aurora, approximately 540 blocks are identified.

Table 2.—CHARACTERISTICS OF HOUSING UNITS, BY BLOCKS: 1960

["Total population" contains no persons in group quarters unless preceded by asterisk; one asterisk (*) denotes less than 10 percent; two asterisks (**), 10 percent or more]

Blocks within census tracts	Total population	All housing units by condition and plumbing									Occupied housing units								
		Sound				Deteriorating				Dilapidated	Owner occupied			Renter occupied			Occupied by non-white	1.01 or more persons per room	
		Total	With all plumbing facilities	Lacking some or all facilities	Total	With all plumbing facilities	Lacking some or all facilities	With flush toilet	No flush toilet		Total	Average value (dollars)	Average number of rooms	Total	Average contract rent (dollars)	Average number of rooms			
44-82...	**2091
1...	**2091
70-2...	...	3
1...	...	3
72.....	5551	1570	1548	1542	6	22	19	3	1013	13500	5.3	510	99	4.1	2	156	
1...	50	17	17	17	13	11000	4.2	3	
2...	62	16	16	16	8	12500	4.6	8	203	4.4	...	4	
3...	89	23	23	23	14	11500	4.9	4	103	4.4	...	7	
4...	50	13	13	13	9	10500	4.9	4	2	
5...	72	23	23	23	17	13000	5.2	6	99	4.5	...	2	
6...	81	24	24	24	19	11500	4.8	5	105	4.6	...	1	
7...	42	16	15	15	...	1	1	9	9500	4.8	6	97	3.8	
8...	102	27	26	26	...	1	1	18	9500	5.1	8	82	3.6	...	5	
9...	88	33	33	31	2	15	14000	5.4	17	85	4.3	...	2	
10...	86	24	22	22	...	2	...	2	19	14000	5.5	5	82	3.8	...	1	
11...	69	18	18	18	10	15000	5.5	8	114	5.0	...	2	
12...	50	14	14	14	10	13500	5.2	4	1	
13...	91	21	20	20	...	1	1	12	12500	4.8	9	95	4.4	...	4	
14...	41	12	12	12	7	11000	4.6	5	...	4.2	...	1	
15...	53	16	16	16	8	11500	4.9	8	93	4.4	...	3	
16...	31	8	6	6	...	2	1	1	5	...	4.6	3	
17...	42	18	18	18	5	...	4.0	11	98	4.0	
18...	79	35	35	35	2	33	82	3.3	1	...	
19...	92	34	34	34	1	33	92	3.4	...	2	
20...	51	14	14	14	7	10500	4.7	7	107	4.7	...	3	
21...	65	16	16	16	6	10500	5.7	9	96	4.4	...	2	
22...	49	15	15	15	7	10500	5.0	6	96	4.7	...	2	
23...	76	23	23	23	20	11000	4.3	3	
24...	100	26	26	26	14	11000	4.6	12	103	4.4	...	7	
25...	68	24	24	24	5	...	4.8	18	91	3.3	...	3	
26...	129	44	44	43	1	8	...	4.9	31	95	4.1	...	5	
27...	91	34	34	31	3	19	13500	5.2	14	81	3.4	...	1	
28...	82	24	24	24	13	11500	4.8	10	94	4.5	...	4	
29...	72	21	21	21	14	11500	4.6	6	92	4.0	...	5	
30...	82	20	20	20	15	10500	4.7	5	97	4.8	
31...	72	20	20	20	16	12000	4.8	4	3	
32...	64	20	19	19	...	1	1	16	11000	4.5	3	2	
33...	88	24	24	24	18	12000	4.6	6	107	4.5	...	5	
34...	39	13	13	13	12	11500	4.6	
35...	57	16	16	16	13	12500	5.2	3	1	
36...	70	18	17	17	...	1	1	14	13000	5.4	4	1	
37...	84	22	22	22	20	15000	5.4	2	3	
38...	74	20	20	20	18	13000	4.9	2	3	
39...	101	24	24	24	21	14500	5.8	3	2	
40...	89	24	24	24	19	13000	5.2	4	2	
41...	80	22	20	20	...	2	2	18	12000	5.4	4	1	
42...	90	28	28	28	21	11000	4.7	5	101	4.0	...	5	
43...	61	21	21	21	2	16	104	3.8	...	3	
44...	69	21	21	21	5	...	4.2	14	94	4.4	...	4	

City Block Characteristics

Table 2.—CHARACTERISTICS OF HOUSING UNITS, BY BLOCKS: 1960—Con.

["Total population" contains no persons in group quarters unless preceded by asterisk; one asterisk (*) denotes less than 10 percent; two asterisks (**), 10 percent or more]

Blocks within census tracts	Total population	All housing units by condition and plumbing									Occupied housing units								
		Sound					Deteriorating				Dilapidated	Owner occupied			Renter occupied			1.01 or more persons per room	
		Total	Total	With all plumbing facilities	Lacking some or all facilities	...	Total	With all plumbing facilities	Lacking some or all facilities			Total	Average value (dollars)	Average number of rooms	Total	Average contract rent (dollars)	Average number of rooms		Occupied by non-white
									With flush toilet	No flush toilet									
45...	107	27	27	27	17	16000	6.4	7	98	4.0	...	1	
46...	88	20	19	19	...	1	1	19	12500	5.1	1	4	
47...	83	20	20	20	18	14000	6.1	2	2	
48...	97	24	24	24	22	14500	6.0	2	1	
49...	86	22	22	22	18	14000	5.4	3	3	
50...	90	21	20	20	...	1	1	17	14000	5.7	4	5	
51...	75	22	22	22	21	11500	4.6	1	1	
52...	118	32	32	32	31	14000	5.1	1	2	
53...	123	33	33	33	32	14000	5.0	1	
54...	119	33	33	33	29	14500	5.3	4	3	
55...	128	31	31	31	31	16000	5.5	1	
56...	65	21	16	16	...	5	5	5	15	93	4.0	...	3	
57...	95	38	34	34	...	4	4	3	31	91	3.2	...	4	
58...	43	17	17	17	2	15	107	2.5	...	2	
60...	117	28	28	28	25	15000	5.7	3	3	
61...	52	16	16	16	14	13000	4.9	2	
62...	40	11	11	11	10	11500	4.7	1	1	
63...	45	11	11	11	11	13000	5.1	2	
64...	45	10	10	10	9	23000	6.7	1	
65...	72	20	20	20	20	17000	5.9	
66...	120	25	25	25	19	16500	6.8	6	128	5.7	...	3	
67...	110	26	26	26	20	16500	7.0	6	131	6.0	...	3	
68...	108	26	26	26	23	16000	6.7	3	2	
69...	129	27	27	27	18	16500	7.2	9	115	6.0	...	3	
70...	54	13	13	13	9	13500	5.0	4	
71...	169	50	50	50	28	20000	6.4	14	166	3.9	...	4	
73.....	*6197	2148	2047	2023	24	89	83	6	...	12	998	13500	4.4	1006	94	3.3	14	350	
2...	2	
3...	164	59	57	57	...	2	2	4	53	75	2.9	...	9	
4...	167	64	64	64	53	...	2.9	11	82	2.5	1	10	
5...	246	113	113	111	2	20	16500	6.0	63	87	2.2	1	27	
6...	441	221	196	196	...	24	24	1	15	12000	4.8	166	91	2.8	4	35	
7...	183	64	52	52	...	11	11	1	17	14500	5.3	43	75	3.5	...	9	
8...	79	31	31	31	5	...	4.0	24	97	3.4	...	5	
9...	43	21	19	19	...	2	2	1	17	108	2.9	...	2	
10...	97	40	35	35	...	5	5	4	31	117	3.1	...	6	
11...	126	43	43	43	6	...	4.0	37	100	2.8	...	15	
12...	95	34	34	34	10	...	5.0	21	113	3.7	...	8	
13...	42	16	15	14	1	1	1	2	10	90	4.2	...	1	
14...	32	9	8	8	...	1	1	1	8	87	4.0	...	1	
15...	72	34	33	28	5	1	1	21	...	2.9	11	69	2.5	...	3	
16...	80	25	23	23	...	2	2	3	20	85	3.6	...	5	
17...	103	45	41	39	2	4	3	1	31	...	2.9	13	78	2.5	1	6	
18...	115	45	45	45	1	44	125	3.8	
20...	31	11	11	11	10	129	4.2	...	1	
21...	57	21	18	18	...	3	2	1	7	14500	4.3	14	84	4.1	
22...	64	20	10	10	...	7	7	3	5	...	5.2	14	73	4.4	...	5	
23...	2	
24...	36	18	18	18	1	15	82	3.1	...	2	
25...	72	28	26	26	...	2	2	8	13500	5.5	20	84	3.2	...	4	
26...	71	38	22	22	6	...	5.0	15	95	3.9	1	3	
27...	103	38	30	30	...	8	5	3	4	31	84	3.5	...	6	
28...	*80	27	26	26	4	22	101	2.1	...	2	
29...	17	12	12	12	2	7	63	1.1	...	1	
30...	3	
31...	20	9	4	4	3	3	
32...	77	20	20	20	12	11000	4.8	8	92	4.0	...	3	
34...	85	31	31	31	15	14500	5.3	15	75	3.3	...	1	
35...	59	23	23	23	16	12000	4.7	6	76	3.5	...	4	
36...	83	24	24	24	18	11500	5.2	6	103	4.0	...	1	
37...	76	25	25	25	16	13500	5.8	8	106	4.0	...	2	
38...	86	33	26	23	3	7	7	16	12000	5.0	14	74	3.4	...	4	
39...	62	25	22	20	2	3	3	17	12000	5.8	6	74	3.5	...	1	
40...	61	20	20	20	11	14000	4.8	9	112	4.2	...	1	
41...	42	15	15	15	10	14000	4.5	4	1	
42...	81	29	29	29	22	13500	4.7	6	107	4.5	...	1	
43...	39	18	18	18	15	16500	4.9	1	1	
44...	92	26	26	26	20	11500	5.3	5	101	5.2	
45...	68	22	22	22	17	12000	5.0	5	82	4.8	...	9	
46...	103	37	37	37	20	11500	5.9	16	79	2.0	...	1	
47...	76	25	25	25	12	11000	4.8	13	64	3.4	...	5	
48...	74	24	22	22	...	2	2	20	10000	5.1	4	3	
49...	89	25	25	23	2	18	12500	5.6	7	76	3.6	...	3	
50...	103	27	27	27	17	11500	5.3	10	87	4.3	...	3	
51...	90	24	24	24	20	11500	5.3	4	1	
52...	139	45	45	45	7	12500	5.3	37	96	3.6	...	7	
53...	89	24	24	24	21	12500	5.0	2	2	
54...	52	12	12	12	11	11500	4.9	1	1	
55...	216	71	71	71	12	16000	6.1	53	121	4.1	...	6	
56...	49	20	20	20	13	19500	6.3	1	
57...	98	20	20	20	19	15500	6.7	1	4	
58...	91	20																	

Table 2.—CHARACTERISTICS OF HOUSING UNITS, BY BLOCKS; 1960—Con.

["Total population" contains no persons in group quarters unless preceded by asterisk; one asterisk (*) denotes less than 10 percent; two asterisks (**), 10 percent or more]

Blocks within census tracts	Total population	All housing units by condition and plumbing									Occupied housing units						
		Total	Sound			Deteriorating			Dilapidated	Owner occupied			Renter occupied			Occupied by non-white	1.01 or more persons per room
			Total	With all plumbing facilities	Lacking some or all facilities	Total	With all plumbing facilities	Lacking some or all facilities		Total	Average value (dollars)	Average number of rooms	Total	Average contract rent (dollars)	Average number of rooms		
63...	80	18	18	18	10	16000	5.6	7	131	5.0	...	4
64...	49	10	10	10	10	12500	4.0	7
74.....	*6161	1626	1622	1621	1	4	4	1168	13000	5.0	410	102	4.3	4	262
1...	18	4
2...	47	16	16	16	11	11000	4.4	3	1
3...	72	24	24	24	17	10500	4.4	5	97	4.2	...	2
4...	87	24	24	24	15	11500	4.7	9	184	4.0	...	2
5...	95	24	24	24	15	11000	4.7	8	88	4.3	...	5
6...	77	21	21	21	19	12500	5.5	2
7...	97	25	25	25	23	12500	5.3	2	3
10...	72	22	22	22	14	11500	4.8	8	86	4.3	...	2
11...	109	26	26	26	18	13000	4.9	8	87	4.4	...	2
12...	88	28	28	28	18	12000	4.4	10	79	3.8	...	3
13...	79	27	25	24	1	2	2	12	13500	5.8	11	107	3.8	...	2
14...	55	13	13	13	12	12500	5.2	1	4
15...	87	22	22	22	18	12500	4.8	4	2
16...	69	19	19	19	17	14500	5.8	2	2
17...	96	22	22	22	16	12000	5.3	6	108	4.8	...	4
18...	124	22	22	22	20	14000	5.5	2	8
19...	83	21	21	21	20	14000	6.5	1	2	2
20...	*95	23	23	23	18	12000	5.2	5	98	5.2	...	2
21...	71	17	17	17	12	13000	4.9	5	108	4.2	...	4
22...	*77	21	21	21	12	10500	4.2	9	93	4.0	...	3
23...	85	22	22	22	16	11000	4.4	6	103	4.3	...	6
24...	84	22	22	22	15	11000	4.9	5	5
25...	75	22	22	22	13	10500	4.5	7	95	4.0	...	3
26...	53	15	15	15	10	11500	4.5	4	4
27...	13	4
28...	63	18	18	18	10	10500	4.2	5	94	4.0	...	4
29...	77	18	18	18	18	17500	6.4	1
30...	165	43	43	43	38	16000	5.2	5	87	4.0	...	4
31...	104	28	28	28	24	17500	6.4	2	2
32...	128	33	33	33	29	18500	5.9	4	4
33...	115	28	28	28	25	20000	6.7	3	1	1
34...	104	25	25	25	22	19500	6.3	3
35...	88	21	21	21	19	24000	6.8	1	1
36...	53	15	15	15	11	22000	6.2	1
37...	25	7	7	7	6	26000	6.2
39...	77	17	17	17	17	16000	5.5	5
40...	90	20	20	20	19	16500	5.5	2
41...	82	19	19	19	18	16000	6.1	1	11
42...	158	34	34	34	26	14500	5.5	7	100	4.9
43...	176	51	51	51	30	11500	4.5	18	94	4.3	...	6
44...	169	45	45	45	28	10500	4.4	16	101	4.2	...	12
45...	102	30	30	30	17	11000	4.2	12	96	4.0	...	6
46...	137	37	36	36	...	1	1	28	11000	4.6	8	93	4.4	...	3
47...	155	43	43	43	24	11500	4.4	18	96	4.0	...	4
48...	167	48	48	48	33	11000	4.1	12	100	4.0	...	12
49...	191	51	51	51	35	11000	4.2	14	95	4.1	...	15
50...	195	53	53	53	25	11000	4.2	27	97	4.1	1	16
51...	119	31	31	31	24	11000	4.2	7	93	4.0	...	9
52...	140	39	39	39	20	11000	4.1	19	93	4.0	...	11
54...	47	10	10	10	9	11500	4.2	1	5
55...	129	34	34	34	24	11000	4.1	9	97	4.1	...	9
56...	75	21	21	21	16	11000	4.1	5	96	4.0	...	4
57...	114	32	32	32	22	11000	4.6	9	101	4.2	...	4
58...	81	25	25	25	22	11000	4.5	3	1
59...	146	39	39	39	33	10500	4.6	6	105	4.2	...	4
60...	85	24	24	24	18	11500	4.6	5	276	4.2	...	2
61...	88	24	24	24	14	11500	5.1	9	98	4.1	...	2
62...	92	21	21	21	17	14000	5.4	4	4
63...	80	23	23	23	17	11000	4.7	6	90	4.3	...	3
64...	94	25	25	25	15	11500	5.1	10	101	4.0	...	6
65...	83	22	21	21	...	1	1	14	11000	4.4	8	98	4.8	...	4
66...	86	20	20	20	16	11500	5.4	5
67...	76	20	20	20	8	11500	5.3	11	101	4.8	...	2
68...	80	21	21	21	10	11000	4.3	10	99	4.1	...	3
69...	17	5	5	5	1	4
75.....	3672	883	882	882	...	1	1	700	15500	5.4	171	129	5.2	...	113
1...	153	34	34	34	23	12000	5.2	10	108	5.0	...	6
2...	9	2
3...	139	36	36	36	29	16500	5.4	7	139	5.0	...	2
4...	113	29	29	29	20	18000	5.5	4	3
5...	113	30	30	30	25	17000	5.3	5	2
6...	141	30	30	30	25	17500	5.5	5	...	5.0	...	5
7...	113	29	28	28	...	1	1	29	16500	5.5	2
8...	106	28	28	28	24	17000	5.4	3	2
9...	105	25	25	25	17	17500	5.6	8	139	5.0	...	2
10...	105	25	25	25	21	17000	5.5	4	5
11...	99	25	25	25	22	17000	5.3	3	3
12...	87	23	23	23	21	17000	5.7	2	2
13...	56	11	11	11	10	17000	5.7	1	8
14...	175	41	41	41	28	12000	5.1	12	110	5.1	...	8
15...	157	36	36	36	29	12000	5.1	7	111	5.0	...	8

City Block Characteristics

Table 2.—CHARACTERISTICS OF HOUSING UNITS, BY BLOCKS: 1960—Con.

["Total population" contains no persons in group quarters unless preceded by asterisk; one asterisk (*) denotes less than 10 percent; two asterisks (**), 10 percent or more]

Blocks within census tracts	Total population	All housing units by condition and plumbing								Occupied housing units								
		Sound					Deteriorating			Dilapidated	Owner occupied			Renter occupied			Occupied by non-white	1.01 or more persons per room
		Total	With all plumbing facilities	Lacking some or all facilities	Total	With all plumbing facilities	Lacking some or all facilities		Total		Average value (dollars)	Average number of rooms	Total	Average contract rent (dollars)	Average number of rooms			
							With flush toilet	No flush toilet										
16...	156	31	31	31	25	11500	5.3	6	115	5.3	...	9	
17...	123	26	26	26	20	12000	5.0	6	110	5.0	...	4	
18...	91	21	21	21	12	12500	5.1	8	106	5.1	...	4	
19...	76	18	18	18	9	12500	5.0	9	116	5.0	...	3	
20...	113	26	26	26	18	12000	5.1	8	121	5.1	...	3	
21...	2	1	3	
22...	83	19	19	19	15	12500	5.1	4	1	
23...	89	20	20	20	18	15000	5.4	2	1	
24...	100	23	23	23	15	17500	5.4	8	144	5.5	...	2	
25...	97	26	26	26	21	17000	5.5	4	2	
26...	120	29	29	29	26	17000	5.5	3	2	
27...	122	30	30	30	25	17000	5.6	4	2	
28...	137	36	36	36	28	16500	5.4	8	138	5.1	...	3	
29...	139	37	37	37	31	17500	5.5	5	145	5.2	...	4	
30...	166	41	41	41	36	17000	5.5	5	140	5.4	...	5	
31...	190	47	47	47	40	17500	5.6	6	139	5.2	...	3	
32...	35	9	9	9	6	17000	5.3	3	
33...	111	26	26	26	20	17500	5.7	6	144	5.2	...	3	
34...	51	13	13	13	10	16500	5.5	2	
76.....	*3679	840	840	840	637	14000	5.2	191	124	5.0	4	148	
1...	229	50	50	50	38	11500	5.1	11	112	5.0	...	10	
2...	112	24	24	24	18	12000	5.2	5	111	5.2	...	5	
3...	74	15	15	15	11	12000	5.2	4	3	
4...	154	33	33	33	26	12000	5.1	7	108	5.1	...	7	
5...	149	35	35	35	31	12000	5.2	4	4	
6...	156	38	38	38	25	12000	5.0	12	101	5.0	...	7	
7...	165	41	41	41	34	11500	5.0	7	116	5.1	...	4	
8...	200	44	44	44	35	12000	5.2	9	111	5.0	1	11	
9...	184	41	41	41	30	14000	5.1	10	128	5.2	...	9	
10...	158	41	41	41	34	16500	5.2	6	136	5.0	...	5	
11...	198	43	43	43	37	16500	5.3	5	139	5.0	...	9	
12...	192	50	50	50	37	17000	5.3	13	141	5.2	...	4	
13...	*172	39	39	39	33	17000	5.4	6	137	5.0	...	6	
14...	158	35	35	35	31	17000	5.5	4	1	4	
15...	99	23	23	23	18	15500	5.4	5	129	5.2	1	2	
16...	65	24	24	24	22	146	4.0	
17...	116	25	25	25	21	16500	5.5	4	1	
18...	31	9	9	9	9	16500	5.6	
19...	29	7	7	7	4	3	
20...	54	14	14	14	13	17000	5.4	1	
21...	94	20	20	20	18	16500	5.3	2	5	
22...	137	30	30	30	22	14000	5.4	8	124	5.1	...	7	
23...	156	32	32	32	21	11000	5.0	10	111	5.0	...	12	
24...	103	22	22	22	19	11500	5.0	3	1	7	
25...	195	40	40	40	27	12000	5.1	12	112	5.1	...	12	
26...	94	19	19	19	13	12000	5.4	5	114	5.0	...	7	
27...	74	16	16	16	13	14000	5.2	3	2	
28...	131	30	30	30	19	14500	5.2	10	122	5.0	...	5	
77.....	1725	486	486	486	403	22000	6.1	14	143	5.6	1	18	
1...	5	
3...	12	2	
5...	79	24	24	24	17	29000	7.0	3	
6...	59	17	17	17	14	15000	5.4	1	
7...	26	11	11	11	8	22000	6.4	1	
8...	27	7	7	7	7	24000	6.3	
9...	72	14	14	14	13	23000	6.7	1	1	
10...	19	8	8	8	4	
11...	23	8	8	8	5	19500	6.0	
12...	86	19	19	19	19	17500	5.5	4	
13...	97	23	23	23	23	18500	5.9	2	
14...	67	16	16	16	15	22000	6.3	
15...	17	7	7	7	4	1	...	
16...	38	10	10	10	9	35000	7.8	
17...	71	19	19	19	16	33000	7.1	2	
18...	197	65	65	65	48	29000	6.6	1	
19...	71	15	15	15	14	29000	6.9	1	
20...	4	3	
24...	6	2	
25...	59	22	22	22	15	20000	5.4	
26...	...	1	
27...	36	10	10	10	8	20000	5.6	2	
34...	9	4	
39...	68	22	22	22	
40...	128	32	32	32	17	21000	6.5	1	1	
41...	119	32	32	32	30	19000	5.6	2	1	
42...	84	24	24	24	30	17000	5.7	1	1	
43...	89	29	29	29	20	17000	5.5	1	
44...	49	11	11	11	23	17000	5.6	1	
45...	31	9	9	9	11	16500	5.2	2	
46...	33	8	8	8	9	17500	5.2	
48...	36	9	9	9	7	20000	6.1	1	
49...	8	2	9	16500	5.1	

Table 2.—CHARACTERISTICS OF HOUSING UNITS, BY BLOCKS: 1960—Con.

["Total population" contains no persons in group quarters unless preceded by asterisk: one asterisk (*) denotes less than 10 percent; two asterisks (**), 10 percent or more]

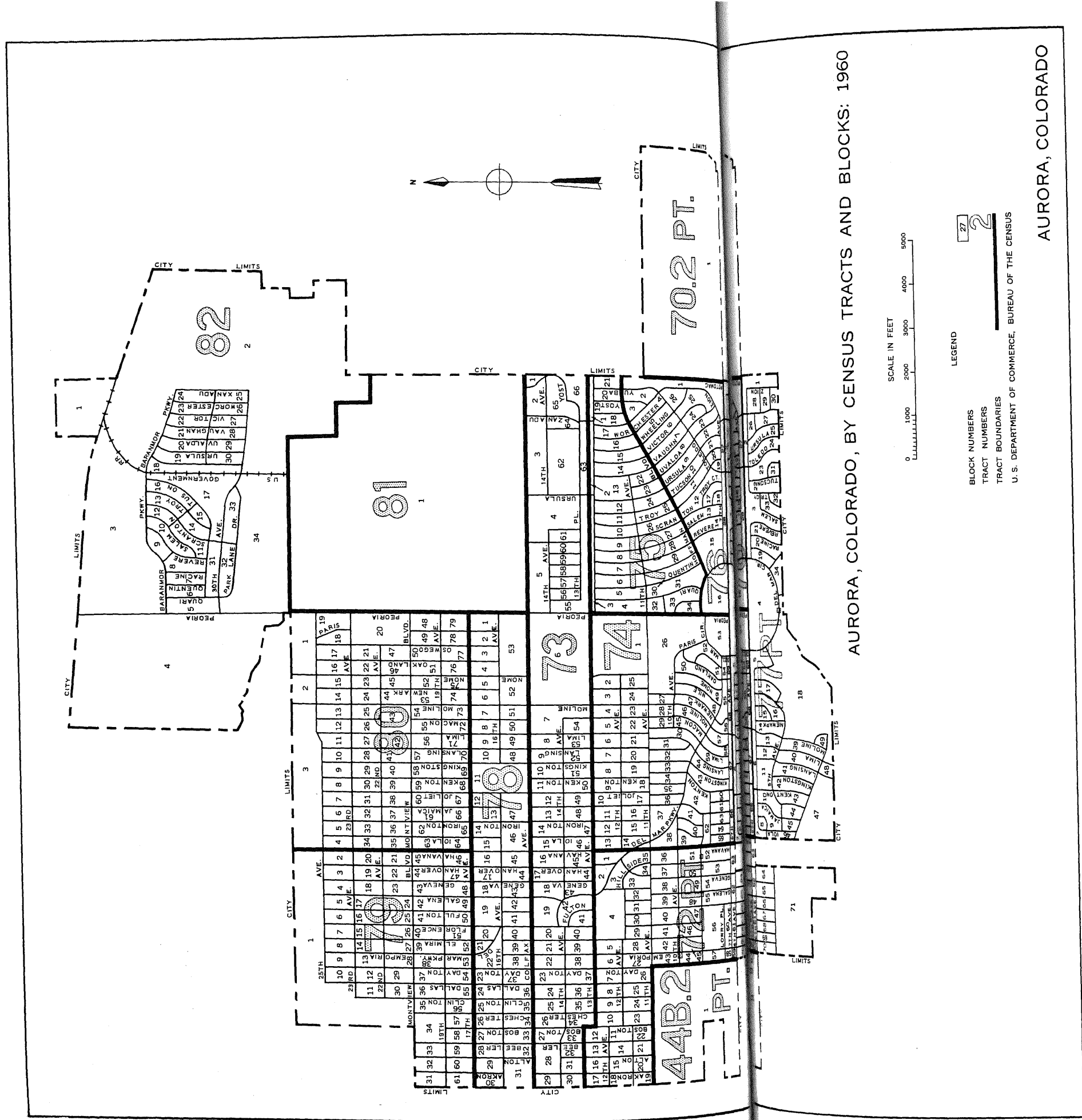
Blocks within census tracts	Total population	All housing units by condition and plumbing										Occupied housing units							
		Total	Sound			Deteriorating			Dilapidated	Owner occupied			Renter occupied			Occupied by non-white	1.01 or more persons per room		
			Total	With all plumbing facilities	Lacking some or all facilities	Total	With all plumbing facilities	Lacking some or all facilities		Total	Average value (dollars)	Average number of rooms	Total	Average contract rent (dollars)	Average number of rooms				
								With flush toilet										No flush toilet	
78.....	#4113	1648	1521	1480	41	122	91	30	1	5	599	12000	4.7	936	92	3.1	10	178	
1....	48	30	27	25	2	3	1	2	24	98	2.7	...	3	
2....	28	8	8	8	1	7	247	3.9	...	2	
3....	72	19	18	18	...	1	1	12	11000	5.3	7	100	4.4	1	3	
4....	75	20	19	19	...	1	1	18	12500	5.6	2	1	2	
5....	60	23	23	23	11	9500	4.1	12	172	4.0	...	1	
6....	111	32	32	32	15	11000	4.7	15	155	3.9	...	7	
7....	75	25	25	25	19	12500	4.5	5	81	4.2	...	2	
8....	83	25	21	21	...	4	4	16	11500	4.7	9	100	4.0	...	3	
9....	*105	24	24	24	22	14000	5.7	2	3	
10....	107	24	24	24	23	14000	5.8	1	3	
11....	65	19	16	16	...	3	3	14	15000	5.1	2	5	
12....	72	26	26	26	11	13000	4.9	10	104	3.3	...	3	
13....	90	24	24	24	20	11500	4.8	4	3	
14....	79	25	25	25	20	11500	5.0	4	2	
15....	70	24	24	24	23	14500	5.2	1	1	
16....	62	21	17	15	2	4	3	...	1	...	14	11000	5.5	5	100	4.2	...	1	
17....	70	22	20	20	...	2	2	16	11500	4.8	5	89	5.0	...	3	
18....	89	34	21	21	...	13	3	10	13	11500	5.2	20	69	3.2	1	3	
19....	43	24	23	16	7	1	1	7	...	6.1	12	129	2.9	...	2	
20....	20	10	5	5	...	5	3	2	6	...	5.5	4	
21....	24	10	10	10	1	9	143	2.7	...	2	
22....	**2	
23....	68	28	24	24	...	4	3	1	17	11000	5.2	10	73	3.0	...	3	
24....	90	42	40	40	...	2	2	18	10500	4.7	20	92	3.3	...	2	
25....	77	26	20	20	...	6	6	15	12000	5.7	8	81	4.3	...	4	
26....	102	38	35	35	...	3	3	12	10000	4.8	26	87	3.7	...	1	
27....	125	59	58	58	...	1	1	12	10000	5.3	45	86	2.0	...	15	
28....	131	60	50	50	...	10	4	6	5	...	4.6	51	96	3.3	...	5	
29....	135	50	45	45	...	5	5	4	44	92	3.8	...	3	
30....	104	32	32	32	20	13500	4.9	11	106	3.9	...	5	
31....	59	31	31	30	1	4	26	81	2.8	...	4	
32....	15	26	26	26	6	11000	4.8	2	
33....	72	30	30	30	8	11000	4.5	21	103	3.4	...	4	
34....	27	16	15	15	1	1	1	9	12500	4.9	6	75	3.5	1	...	
35....	55	25	20	19	1	5	...	5	8	14000	5.9	14	71	3.4	
36....	**65	17	17	16	1	7	11500	5.4	10	81	3.8	...	5	
37....	41	19	16	16	...	3	1	2	3	16	56	3.3	
38....	10	7	6	4	2	1	...	1	1	5	52	2.4	
39....	62	29	19	14	5	10	9	1	5	...	6.2	22	67	3.5	...	1	
40....	15	5	3	3	...	2	2	1	4	
41....	25	9	8	8	...	1	1	6	12500	4.8	3	
42....	62	30	28	22	6	1	1	25	...	3.2	5	...	2.8	...	4	
43....	68	30	26	17	9	3	3	12	13000	5.0	16	55	2.9	...	1	
44....	65	23	23	23	12	13500	5.3	11	73	3.5	
45....	139	66	64	64	18	13500	3.4	45	79	2.5	...	11	
46....	148	62	62	61	1	5	...	4.0	55	81	2.9	...	7	
47....	103	56	56	56	53	77	3.2	
48....	65	44	44	41	3	31	81	2.3	...	5	
49....	228	93	68	68	...	24	24	8	...	3.0	76	112	2.8	2	22	
50....	95	43	43	43	38	129	3.6	
51....	132	58	56	55	1	2	2	8	...	2.8	45	93	3.2	2	8	
52....	280	125	124	124	...	1	1	68	...	3.6	57	79	2.4	2	14	
53....	1392	1289	1278	11	90	84	5	1	13	724	12000	5.2	601	100	3.9	2	165		
1....	13	7	3	3	...	2	1	...	1	2	2	2	1	
2....	39	13	11	11	...	1	...	1	...	1	5	...	3.8	6	89	4.7	...	2	
3....	90	24	22	22	...	2	2	19	9500	4.2	5	85	4.8	1	6	
4....	79	21	21	21	11	11500	5.7	10	92	3.9	...	2	
5....	47	13	10	10	...	1	1	10	9500	5.0	2	4	
6....	*99	25	25	25	20	12500	5.4	3	3	
7....	82	26	23	23	...	2	2	18	13000	5.4	6	89	4.8	...	1	
8....	93	40	40	40	8	11000	5.0	27	88	3.1	...	2	
9....	87	34	25	25	...	9	7	2	5	6000	3.2	27	87	2.4	...	11	
13....	95	30	30	30	12	13500	5.7	15	103	3.4	...	7	
14....	103	27	27	27	21	14000	5.6	6	103	4.3	...	3	
15....	123	32	31	30	1	1	1	28	12000	5.5	3	1	
16....	75	18	17	17	...	1	1	15	13000	5.6	3	3	
17....	72	19	13	12	1	3	3	11	9500	5.6	8	83	4.8	...	4	
18....	83	25	24	22	2	1	1	15	12000	5.4	9	69	3.4	...	4	
19....	100	23	22	22	...	1	1	19	12500	5.9	4	5	
20....	90	20	19	19	...	1	1	15	13500	5.6	4	5	
21....	77	23	23	23	16	12500	5.3	6	82	4.7	...	4	
22....	88	26	26	26	14	11500	4.6	11	80	4.1	...	4	
23....	75	24	20	20	...	4	4	12	12000	5.4	12	78	4.4	...	2	
24....	72	21	16	16	...	3	3	13	8500	5.1	7	81	3.9	...	6	
25....	84	32	32	32	15	12000	5.8	12	81	4.1	...	3	
26....	83	31	31	31	14	12500	5.6	17	121	3.9	...	1	
27....	66	26	25	24	1	1	1	13	10000	4.9	8	84	3.9	...	2	
28....	53	12	12	12	11	13000	5.7	1	1	
31....	72	26	23	23	...	3	3	10	13000							

City Block Characteristics

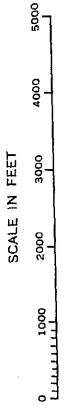
Table 2.—CHARACTERISTICS OF HOUSING UNITS, BY BLOCKS: 1960—Con.

["Total population" contains no persons in group quarters unless preceded by asterisk: one asterisk (*) denotes less than 10 percent; two asterisks (**), 10 percent or more]

Blocks within census tracts	Total population	All housing units by condition and plumbing									Occupied housing units							
		Sound					Deteriorating				Dilapidated	Owner occupied			Renter occupied			
		Total	Total	With all plumbing facilities	Lacking some or all facilities	Total	With all plumbing facilities	Lacking some or all facilities		Total		Average value (dollars)	Average number of rooms	Total	Average contract rent (dollars)	Average number of rooms	Occupied by non-white	1.01 or more persons per room
								With flush toilet	No flush toilet									
37...	90	27	27	27	11	12500	4.8	14	94	4.7	...	4
38...	77	30	30	30	5	13500	5.4	22	115	3.9
39...	83	27	27	27	4	23	134	3.9
40...	92	33	32	31	1	1	1	1	1	1	16	12000	5.4	15	106	3.2	...	1
41...	82	32	31	31	1	1	1	1	1	1	12	12500	5.7	18	186	3.5	1	2
42...	40	15	15	15	12	11500	4.3	2	1	1
43...	85	21	11	11	...	10	10	11	11000	5.2	9	84	4.9	...	3
44...	79	23	22	22	...	1	1	18	12000	5.5	4
45...	111	29	26	26	...	3	3	20	13500	5.4	9	98	4.6	...	5
46...	50	13	12	12	...	1	1	6	15000	7.3	7	85	4.0
47...	69	21	19	19	...	2	2	18	12500	5.3	3	1	2
48...	86	26	29	25	4	7	5	2	14	10000	5.4	20	77	3.6	...	2
49...	76	24	21	21	...	2	2	1	13	11000	4.5	10	248	5.4	...	3
50...	91	24	24	24	23	17500	6.2	1
51...	82	23	23	23	16	10500	5.4	2	87	4.4	...	2
52...	77	23	23	22	1	20	14500	5.4	5	1	1
53...	61	22	22	22	14	11000	4.6	2	98	4.8	...	1
54...	65	27	25	25	...	2	2	17	9500	4.6	10	68	3.8	...	1
55...	93	26	24	24	...	2	2	18	11000	5.0	7	81	3.9	...	5
56...	122	35	31	31	...	4	4	8	...	5.0	25	101	4.2	...	6
57...	112	42	39	39	...	3	3	2	38	124	3.9	...	3
58...	1	1
59...	90	23	23	23	11	10500	4.9	11	90	4.5	...	5
60...	81	27	22	22	...	5	5	12	11500	4.8	14	89	4.1	...	1
61...	113	29	28	28	...	1	1	15	11000	4.5	13	102	4.2	...	7
80.....	*6115	1672	1645	1641	4	27	27	1259	15000	5.7	364	100	4.3	6	151
3...	45	9	8	8	...	1	1	7	13500	5.3	2	3
4...	63	13	13	13	13	16000	5.7	1	3
5...	109	24	24	24	23	14000	5.3	1	4
6...	95	24	24	24	17	14500	4.8	7	118	5.4	...	3
7...	79	23	23	23	18	15500	6.1	5	72	4.4	...	2
8...	78	20	20	20	19	15500	6.6	1	1
9...	96	21	21	21	18	16500	6.1	3	4
10...	74	18	18	18	17	17000	6.2	1	1
11...	87	21	21	21	20	17000	5.7	1	3
12...	117	26	26	26	26	16000	6.2
13...	107	25	25	25	20	13500	5.3	4	3
14...	92	27	27	27	23	12500	5.2	4	1	...
15...	103	26	26	26	22	13500	6.0	3	3
16...	114	27	27	27	24	17500	6.6	2	1
17...	105	24	24	24	19	21000	7.4	4
18...	85	20	20	20	19	21000	7.2	1
19...	33	9	9	9	9	20000	6.8
20...	41	10	10	10	10	23000	7.2
21...	92	20	20	20	20	23000	7.6
22...	77	21	21	21	18	21000	6.9	1	1
23...	79	17	17	17	16	21000	7.2	1	1
24...	72	20	20	20	19	16500	6.2	1
25...	90	26	26	26	18	12500	4.8	7	101	4.3	...	3
26...	92	24	24	24	20	11500	4.2	4	5
27...	93	20	20	20	18	17000	5.9	2	1
28...	66	16	16	16	15	20000	6.6	1
29...	90	21	21	21	18	20000	7.0	3	2
30...	84	23	23	23	19	13000	4.9	4	3
31...	67	20	20	20	19	18000	5.8	3
32...	84	20	20	20	19	18500	6.2	1	3
33...	83	23	23	23	20	14500	5.1	2	2
34...	45	14	14	14	14	16500	5.3
35...	95	25	25	25	18	11000	4.7	6	93	4.0	...	6
36...	82	20	20	20	11	12000	5.0	9	95	4.8	1	3
37...	63	17	17	17	16	17000	6.3	1
38...	90	22	22	22	21	20000	7.2	1	1
39...	92	21	21	21	20	19500	6.7	1	2
40...	3	1
41...	53	15	15	15	11	22000	7.0	4
42...	77	21	21	21	21	24000	7.7	1
43...	46	10	10	10	9	19500	6.1	1	1
44...	103	24	24	24	22	15500	5.6	2	3
45...	75	17	17	17	16	22000	7.9	1
46...	74	19	19	19	15	23000	7.3	4	1	...
47...	90	25	25	25	20	24000	7.6	5	87	2.4	...	2
48...	44	23	23	22	1	8	10000	5.3	12	76	3.3	...	5
49...	91	39	39	39	5	...	4.6	28	82	3.9	...	5
50...	74	28	27	27	...	1	1	13	11000	4.8	15	87	3.7	...	2
51...	83	22	20	20	2	17	12500	5.9	5	68	3.2
52...	76	22	21	21	...	1	1	13	11000	5.5	9	92	4.2
53...	82	27	24	24	...	3	3	15	11500	5.1	10	80	3.7	...	4
54...	84	22	20	20	...	2	2	14	13000	5.9	7	93	4.3	...	1
55...	77	23	23	23	15	13000	5.5	8	101	4.6	...	4
56...	89	22	22	22	19	12500	4.9	3	3
57...	76	21	20	20	...	1	1	15	11000	4.7	4	3
58...	85	22	14	14	...	8	8	11	11500	5.0	11	97	4.4	...	1
59...	86	26	22	22	...	4	4	22	11000	4.5	4	1	3
60...	80	23	22	22	1	19	11500	4.9	4
61...	79	22	22	22	15	11500	4.8	7	94	4.7	...	5



AURORA, COLORADO, BY CENSUS TRACTS AND BLOCKS: 1960



LEGEND

BLOCK NUMBERS 27

TRACT NUMBERS 2

TRACT BOUNDARIES

U. S. DEPARTMENT OF COMMERCE, BUREAU OF THE CENSUS

AURORA, COLORADO

U.S. CENSUS OF HOUSING: 1960

Series HC(3)-88

CITY BLOCKS

Boulder, Colo.


Prepared under the supervision of
WAYNE F. DAUGHERTY, Chief
Housing Division



U.S. DEPARTMENT OF COMMERCE
Luther H. Hodges, Secretary

BUREAU OF THE CENSUS

Richard M. Scammon, *Director (From May 4, 1961)*
Robert W. Burgess, *Director (To March 3, 1961)*





BUREAU OF THE CENSUS

RICHARD M. SCAMMON, *Director* (From May 4, 1961)
ROBERT W. BURGESS, *Director* (To March 3, 1961)

A. ROSS ECKLER, *Deputy Director*
HOWARD C. GRIEVES, *Assistant Director*
CONRAD TABUBER, *Assistant Director*
MORRIS H. HANSEN, *Assistant Director for Statistical Standards*
CHARLES B. LAWRENCE, JR., *Assistant Director for Operations*
WALTER L. KEHRES, *Assistant Director for Administration*
CALVERT L. DEDRICK, *Chief, International Statistical Programs Office*
A. W. VON STRUVE, *Acting Public Information Officer*

Housing Division—

WAYNE F. DAUGHERTY, *Chief*
DANIEL B. RATHBUN, *Assistant Chief*
BEULAH WASHBAUGH, *Special Assistant*
MILTON D. LIEBERMAN, *Chief, Coordination and Research*

Decennial Operations Division—GLEN S. TAYLOR, *Chief*
Electronic Systems Division—ROBERT F. DRURY, *Chief*
Field Division—JEFFERSON D. MCPHIB, *Chief*
Geography Division—WILLIAM T. FAY, *Chief*
Population Division—HOWARD G. BRUNSMAN, *Chief*
Statistical Methods Division—JOSEPH STRINBERG, *Chief*

Library of Congress Card Number: A61-9347

SUGGESTED CITATION

U.S. Bureau of the Census. *U.S. Census of Housing: 1960. Vol. III, City Blocks.*
Series HC(3), No. 88.
U.S. Government Printing Office, Washington, D.C., 1961.

For sale by the Superintendent of Documents, U.S. Government Printing Office, Washington 25, D.C.
or any of the Field Offices of the Department of Commerce — Price 25 cents.

Table 1.—CHARACTERISTICS OF HOUSING UNITS, FOR THE CITY: 1960

Subject	Number	Percent	Subject	Number	Percent
All housing units	11,537	100.0	Occupied housing units—Con.		
CONDITION AND PLUMBING			COLOR		
Sound	9,993	86.6	White	10,809	99.1
With all plumbing facilities	9,725	84.3	Nonwhite	93	0.9
Lacking some or all facilities	268	2.3	PERSONS PER ROOM		
Deteriorating	1,419	12.3	1.00 or less	10,225	93.8
With all plumbing facilities	1,227	10.6	1.01 or more	677	6.2
Lacking some or all facilities	192	1.7	AVERAGE NUMBER OF ROOMS		
With flush toilet	184	1.6	Owner occupied	5,9	...
No flush toilet	8	0.1	Renter occupied	3.5	...
Dilapidated	125	1.1	VALUE AND RENT		
Occupied housing units	10,902	100.0	Average value	17,300	...
TENURE			Average contract rent	77	...
Owner occupied	6,343	58.2			
Renter occupied	4,559	41.8			

NOTE.—On the map for Boulder, approximately 580 blocks are identified.

Table 2.—CHARACTERISTICS OF HOUSING UNITS, BY BLOCKS: 1960

["Total population" contains no persons in group quarters unless preceded by asterisk: one asterisk (*) denotes less than 10 percent; two asterisks (**), 10 percent or more]

Blocks within census tracts	Total population	All housing units by condition and plumbing									Occupied housing units							
		Total	Sound			Deteriorating			Dilapidated	Owner occupied			Renter occupied			Occupied by non-white	1.01 or more persons per room	
			Total	With all plumbing facilities	Lacking some or all facilities	Total	With all plumbing facilities	Lacking some or all facilities		Total	Average value (dollars)	Average number of rooms	Total	Average contract rent (dollars)	Average number of rooms			
1.....	*10068	3123	2997	2965	32	112	107	3	2	14	2341	16500	5.8	681	83	4.3	12	139
1...	*138	42	33	33	...	9	9	30	18000	5.5	12	67	3.9	...	4
2...	17	6	6	6	4	2
3...	2
4...	103	32	30	2	2	26	21000	6.3	5	99	5.4	...	2
5...	129	44	44	44	35	17000	5.8	9	89	4.6	...	1
6...	*160	47	47	47	44	17000	6.0	1	1
7...	60	18	18	17	1	12	14500	6.4	5	63	4.2	...	1
8...	62	15	15	15	14	20000	6.6	1	2
9...	96	25	24	24	...	1	1	22	17000	5.8	3	3
10...	45	18	17	17	...	1	1	12	16000	5.8	5	65	4.6	...	1
11...	111	31	28	28	...	3	3	27	17000	5.9	4	1
12...	108	27	27	27	23	14500	5.9	4	2
13...	59	21	21	21	17	14500	5.5	4	1
14...	26	12	12	12	9	15500	5.2	3
15...	4
16...	*53	13	11	10	1	2	2	10	14000	6.1	3	1
17...	4	2
18...	28	11	11	11	7	13000	5.4	3
19...	24	5	5	5	5	17500	6.0	2
20...	8	3
23...	7	2
24...	14	4
25...	5	4
26...	46	14	14	14
27...	6	2	12	25000	6.7
28...	21	7	7	7	2	1
29...	92	23	23	23	4
30...	27	15	15	15	21	25000	6.7	2	1
31...	82	24	23	23	...	1	1	5	27000	6.0	1	1
32...	152	40	38	38	...	1	1	1	38	18500	6.2	1	1
33...	29	9	8	8	...	1	1	9	16500	5.4	3
34...	159	38	38	38	33	21000	6.4	2
35...	86	25	24	24	...	1	1	25	17500	5.9
36...	94	28	28	28	25	17000	5.6	1
37...	66	16	16	16	16	16500	5.9	1
38...	62	14	14	14	14	18000	6.2	1
39...	96	26	26	26	26	17000	5.8	2
40...	56	16	16	16	14	17000	5.5
41...	14	6	5	3	2	1	1	5	43	2.8
42...	52	21	19	19	...	2	2	16	16500	5.4	5	...	4.6
43...	53	24	20	20	...	4	4	20	12500	5.1	3	1
44...	46	20	20	20	17	13000	5.5	2
45...	60	18	14	14	...	4	4	16	15000	6.3	2
46...	70	22	20	20	...	2	2	18	12000	5.4	4
47...	56	19	19	19	16	14500	5.8	2
48...	57	20	20	20	14	15500	5.5	5	...	4.8
49...	54	17	14	14	...	2	2	1	15	14500	6.1	1	1
50...	52	16	14	14	...	2	2	12	14000	5.8	2
51...	...	1
52...	16	3
53...	27	8	8	8	5	25000	7.0	2	1

City Block Characteristics

Table 2.—CHARACTERISTICS OF HOUSING UNITS, BY BLOCKS: 1960—Con.

["Total population" contains no persons in group quarters unless preceded by asterisk; one asterisk (*) denotes less than 10 percent; two asterisks (**), 10 percent or more]

Blocks within census tracts	Total population	All housing units by condition and plumbing								Occupied housing units							
		Total	Sound			Deteriorating			Dilapidated	Owner occupied			Renter occupied				
			Total	With all plumbing facilities	Lacking some or all facilities	Total	With all plumbing facilities	Lacking some or all facilities		Total	Average value (dollars)	Average number of rooms	Total	Average contract rent (dollars)	Average number of rooms	Occupied by non-white	1.01 or more persons per room
54...	55	16	15	15	...	1	1	14	16500	5.5	1
55...	67	20	20	20	18	15500	5.6	2
56...	40	14	14	14	11	16000	5.3	3	1
57...	44	14	14	14	9	10500	4.4	5	86	5.0
58...	57	21	21	21	15	13500	5.2	6	70	4.8
59...	74	19	18	18	...	1	1	15	14500	5.7	4	1
60...	34	11	10	10	...	1	1	9	14500	5.8	2	1
61...	71	20	20	20	18	14800	5.4	2	1
62...	74	19	18	18	...	1	1	19	15500	5.9	2	1
63...	62	19	19	19	15	15000	5.8	4
64...	56	20	19	19	...	1	1	19	12500	5.2	1	1
65...	35	12	12	12	10	19500	5.6	2
66...	34	16	16	16	15	13500	5.1	1
67...	56	21	21	21	19	13000	4.6	2
68...	63	40	40	36	4	21	18500	3.6	18	58	1.6	...	3
69...	45	14	14	14	10	14500	5.6	4
70...	20	9	8	8	...	1	1	6	17000	5.0	1
71...	87	22	20	20	...	2	2	17	15000	5.7	5	...	4.2	...	3
72...	35	12	11	11	...	1	1	12	17000	5.6
73...	48	13	13	13	12	19000	5.9	1
74...	100	32	32	32	26	14000	5.4	4	1
75...	27	7	7	7	7	17500	6.3
76...	137	35	35	35	33	17500	5.5	2	2
77...	88	24	24	24	23	18500	6.0	1
78...	67	17	17	17	16	16000	5.6	1
79...	49	15	15	15	15	14500	5.3	2
80...	276	70	70	70	66	15500	5.5	4	5
81...	127	29	29	29	28	19000	6.5	1	1	2
82...	135	34	34	34	33	17500	6.3	1
83...	136	32	32	32	31	17000	6.0	1	3
84...	45	11	11	11	11	17500	6.4
85...	26	6	6	6	6	15000	6.0	1
86...	48	10	10	10	10	15500	6.0
87...	277	78	77	77	...	1	...	1	...	66	18000	5.9	11	94	4.3	...	2
88...	59	14	13	13	...	1	12	22000	7.4	1
89...	51	12	12	12	12	18000	6.6
90...	46	11	11	11	11	22000	6.3	1
91...	64	17	17	17	16	26000	6.6	1
92...	18	7	7	7	7	20000	5.1
93...	57	18	17	17	...	1	12	18500	4.9	6	87	4.3	...	1
94...	116	52	50	50	...	1	1	...	1	11	16500	4.8	39	101	3.7	...	1
95...	36	11	11	11	8	13500	5.0	3	1
96...	51	14	14	14	9	16000	4.9	5	...	6.4	...	1
97...	35	13	13	13	12	12000	4.7	1
98...	156	39	39	39	29	15000	5.9	10	95	5.0	...	3
99...	51	11	11	11	10	18000	6.3	1
100...	44	12	12	12	11	16000	6.5
101...	30	10	10	10	10	15500	5.6	1
102...	4
103...	24	10	9	9	...	1	1	8	9000	5.5	2
104...	65	20	18	18	...	1	1	11	17500	5.5	8	95	4.1
105...	55	18	18	18	1	12	11500	5.2	4	1
106...	45	15	13	13	...	2	2	8	25000	5.3	7	101	3.7
107...	24	7	7	7	7	23000	6.4
108...	36	10	10	10	9	18000	6.6	1
109...	20	3
110...	15	4
111...	58	18	18	18
112...	**228	54	48	48	...	6	6	16	19500	5.5	2
113...	239	84	79	79	...	3	3	34	20000	6.5	17	85	4.2	4	2
114...	16	9	7	7	...	2	2	...	2	71	8000	4.0	13	65	4.2	...	9
115...	39	16	13	12	1	1	1	4	4
116...	40	11	11	11	...	3	3	...	2	7	...	5.1	9	54	3.1	1	1
117...	61	18	17	17	...	1	...	1	...	9	9500	5.3	5	74	4.6
118...	50	19	13	13	...	6	6	13	10500	5.2	5	56	4.0	...	3
119...	37	17	17	16	1	11	7500	5.7	7	67	4.4	...	1
120...	**499	19	17	16	1	2	2	10	9500	5.4	6	65	3.8	...	1
121...	20	10	9	9	...	1	1	14	8000	6.1	4
122...	70	18	15	15	...	3	3	8	12000	6.3	2	1
123...	361	127	123	123	...	3	3	...	1	11	14500	5.9	6	74	3.8	2	3
124...	43	15	13	13	...	2	2	74	23000	6.4	44	108	4.4	1	7
125...	80	25	20	20	...	5	5	10	10000	6.3	5	71	4.0
126...	**114	5	3	3	...	2	2	5	20000	6.4	19	76	4.0	...	4
127...	196	51	51	51	1	3
128...	130	36	36	36	40	15000	5.7	11	93	4.3	...	2
129...	15	6	6	6	16	11000	5.2	19	92	4.5	...	6
130...	50	14	13	13	...	1	1	6	12000	4.8
131...	**75	19	19	19	13	9500	5.8	1	1	1
132...	43	15	14	14	...	1	1	2	17	48	3.5
133...	34	16	16	15	1	9	9500	5.2	6	86	4.2
134...	133	45	41	41	...	4	13	12000	4.6	3
135...	39	14	14	14	...	3	...	1	...	21	11500	6.3	21	86	4.5	...	7
136...	78	21	20	20	...	1	11	9000	5.5	3	1
137...	49	14	13	13	...	1	1	15	8500	5.6	5	69	6.2	1	1
138...	48	14	14	14	11	10000	5.5	3
139...	52	28	26	21	5	2	2	11	9500	6.0	3	1
140...	53	20	20	20	12	8000	5.7	9	54	3.2
					16	9500	5.7	4

Table 2.—CHARACTERISTICS OF HOUSING UNITS, BY BLOCKS: 1960—Con.

["Total population" contains no persons in group quarters unless preceded by asterisk (*) denotes less than 10 percent; two asterisks (**), 10 percent or more]

Blocks within census tracts	Total population	All housing units by condition and plumbing									Occupied housing units							
		Total	Sound			Deteriorating			Dilapidated	Owner occupied			Renter occupied			Occupied by non-white	1.01 or more persons per room	
			Total	With all plumbing facilities	Lacking some or all facilities	Total	With all plumbing facilities	Lacking some or all facilities		Total	Average value (dollars)	Average number of rooms	Total	Average contract rent (dollars)	Average number of rooms			
141...	61	26	25	25	...	1	1	16	8000	5.3	9	65	4.2	...	1
142...	68	25	25	22	3	9	11000	6.4	16	79	3.8	...	1
143...	60	23	23	23	5	...	6.4	18	66	4.4	...	1
144...	36	16	16	16	11	12000	5.9	4
145...	64	28	28	26	2	18	13000	5.6	9	65	3.7
146...	51	24	24	24	16	12500	5.9	5	69	4.8
147...	*75	31	31	30	1	8	16000	6.5	21	55	3.3
148...	72	29	29	25	4	11	18500	7.3	17	63	4.2	1	...
149...	40	11	11	11	9	17000	7.3	2
150...	33	10	10	10	9	21000	7.6	1
151...	**43	10	10	8	2	8	20000	7.4	2
152...	34	8	8	8	7	33000	9.9	1
153...	13	4
154...	56	20	20	19	1	15	13000	6.8	5	77	4.0
155...	27	8	8	8	8	30000	9.4
156...	43	13	13	13	12	18000	7.3	1
157...	64	21	21	21	16	17000	7.3	5	...	6.0
158...	30	13	10	10	...	1	1	2	7	13500	6.3	5	...	5.0
159...	10	4
160...	80	24	24	24	17	19000	7.9	7	68	4.3	...	1
161...	46	13	13	13	11	13000	6.7	2	1
162...	15	5	5	5	2	2
163...	6	1
164...	7	2
165...	43	16	13	12	1	2	1	...	1	1	13	15000	5.9	2
2.....	*8221	3380	2452	2248	204	831	664	162	5	97	1283	11500	5.4	1920	69	3.3	44	239
2...	48	18	17	17	...	1	1	8	13000	5.4	9	87	3.9	...	1
3...	71	22	14	14	...	7	7	1	14	9000	5.5	7	75	5.4	...	1
6...	74	33	26	19	7	7	7	13	10500	5.0	18	54	3.2	...	2
7...	120	42	41	41	...	1	1	12	10000	5.8	30	95	4.1	...	2
8...	79	35	35	33	2	14	10000	5.2	19	75	3.7	...	1
9...	132	52	41	41	...	10	10	...	1	20	11500	6.0	27	89	3.6	...	4	
10...	...	10	6	6	...	4	2	2	...	4	5	...	4.4	...	1	
11...	59	35	35	33	2	7	18000	5.9	25	81	3.3	...	2	
12...	130	60	57	50	7	3	3	23	14500	6.4	33	65	3.5	
13...	112	59	28	26	2	28	11	17	...	3	20	18500	7.5	34	51	2.5
14...	18	16	15	13	2	1	1	1	14	101	2.7	
15...	51	31	22	16	6	8	3	5	...	1	8	12000	6.1	21	99	3.0	...	1
16...	43	22	21	19	2	1	1	7	14000	6.0	15	99	3.3
17...	43	20	18	10	8	1	1	...	1	...	7	15000	6.7	13	52	3.4	...	1
18...	48	20	19	19	...	1	1	9	12000	5.2	10	128	3.2	...	1
19...	54	20	19	19	...	1	1	12	12000	6.3	7	69	2.7	...	1
20...	61	20	16	16	...	4	4	9	10000	5.6	11	114	3.8	...	3
21...	42	17	6	6	...	11	11	4	11	78	3.5	...	1
22...	59	18	4	4	...	14	14	12	9500	5.9	6	53	4.3	...	2
23...	38	16	1	1	...	15	13	2	8	9000	5.3	7	56	3.4	1	2
24...	47	18	6	6	...	12	12	8	10000	5.0	9	61	3.1	...	1
25...	41	13	2	2	...	11	11	12	9500	5.5	1
26...	33	11	1	1	...	9	9	1	9	8000	5.0	2	...
27...	53	17	8	8	...	9	9	12	10000	4.9	5	79	4.0	...	2
28...	42	12	4	4	...	8	8	11	9000	5.3	1	1
29...	56	19	5	5	...	11	10	1	...	3	12	10500	5.4	7	60	4.0	...	1
30...	1
31...	21	6	5	1	3	1	1	4	2	3
32...	9	4
33...	47	15	7	7	...	8	8	11	11000	5.1	4
34...	44	16	1	1	...	14	14	1	14	9500	5.5	1
35...	35	11	11	11	7	8500	5.0	4	1
36...	50	15	7	7	...	8	8	8	9000	5.4	7	83	4.7
37...	32	14	1	1	...	7	7	6	10	7000	4.4	4	1	1
38...	34	12	3	3	...	9	9	7	12500	7.6	5	76	4.8
39...	5	2
40...	43	17	8	7	1	9	8	1	8	6000	5.0	9	67	3.9	...	1
41...	54	24	20	12	8	3	3	1	10	14000	6.2	14	67	3.7
42...	27	14	8	8	...	4	4	2	7	14500	5.9	7	52	3.6
43...	74	32	27	22	5	4	4	...	1	19	16500	6.9	13	54	2.7	...	1	
44...	48	23	13	8	5	9	5	4	...	1	20	52	3.0	...	2	
45...	33	14	8	8	...	2	2	4	5	12000	7.0	8	57	3.8	...	2
46...	16	12	10	10	...	2	1	1	2	10	55	3.7
47...	*65	37	35	35	2	3	34	51	2.6	1	2
48...	60	48	28	16	12	20	5	15	8	...	5.9	37	44	2.1
49...	101	51	47	42	5	4	4	16	20000	8.2	28	55	3.1	...	1
50...	8	4
51...	53	23	14	14	...	5	2	3	...	4	13	14000	5.2	10	50	3.5
52...	111	43	29	28	1	10	10	4	17	13000	5.6	25	87	4.2	...	2
53...	*130	51	34	30	4	14	8	6	...	3	11	17000	5.5	38	58	3.8	1	5
54...	96	52	24	19	5	23	8	15	...	5	3	45	53	2.8	1	2
55...	15	10	1	1	...	5	4	1	...	4	10	41	2.6
56...	22	24	24	24	19	72	1.5	...	1	...
57...	*20	1
58...	25	19	10	9	1	9	2	7	1	18	49	2.9
59...	23	15	7	6	1	8	1	7	3	10	30	1.8	...	1
60...	12	8	5	5	...	3	3	2	4	1
61...	61	25	18	18	...	4	4	3	7	22000	6.0	16	57	4.2	2	2
62...	31	16	8	8	...	6	...	6	...	2	2	13	39	2.4	2	2

City Block Characteristics

Table 2.—CHARACTERISTICS OF HOUSING UNITS, BY BLOCKS: 1960—Con.

["Total population" contains no persons in group quarters unless preceded by asterisk; one asterisk (*) denotes less than 10 percent; two asterisks (**), 10 percent or more]

Blocks within census tracts	Total population	All housing units by condition and plumbing									Occupied housing units							
		Sound				Deteriorating				Dilapidated	Owner occupied			Renter occupied			Occupied by non-white	1.01 or more persons per room
		Total	Total	With all plumbing facilities	Lacking some or all facilities	Total	With all plumbing facilities	Lacking some or all facilities			Total	Average value (dollars)	Average number of rooms	Total	Average contract rent (dollars)	Average number of rooms		
								With flush toilet	No flush toilet									
63...	43	17	7	7	...	10	10	7	10500	6.0	10	57	3.1	1	1
64...	41	15	2	2	...	8	8	5	8500	6.6	8	66	4.0	...	1
66...	17	6	3	3	4	1
67...	10	1
68...	7	1
69...	40	11	9	9	...	1	1	3	8	71	3.6	...	2
70...	22	9	6	6	...	3	3	4	5	78	4.2
71...	38	10	3	3	...	7	4	3	6	8000	4.8	4	3
72...	33	12	8	8	...	4	4	3	9	67	3.8	...	1
73...	39	17	5	3	2	12	10	2	6	13000	7.0	9	45	3.4	1	...
74...	35	16	6	6	...	10	10	10	14000	6.2	5	53	2.6	...	2
75...	48	20	20	20	8	9000	6.1	12	48	3.2	...	2
76...	9	6	3	3	...	3	3	6	...	2.2	...	1
77...	10	7	7	6	1	2	4
78...	26	14	14	6	8	1	13	58	2.8	...	1
79...	11	8	8	6	2	2	4
80...	32	23	23	18	5	23	68	2.1	...	1
81...	1	1
82...	6	6	6	...	6	6	33	1.2
83...	4	1
84...	55	30	30	30	1	28	61	3.0	...	1
85...	20	10	7	7	...	2	...	2	4	6	50	3.2	...	2
86...	65	26	22	20	2	4	4	7	12500	5.1	19	72	3.3	...	2
87...	59	18	10	8	2	7	7	5	12500	5.2	12	57	4.6	...	3
88...	54	17	10	10	...	4	3	1	8	11000	5.5	9	67	3.9	...	3
89...	32	19	14	14	...	5	5	10	11500	4.8	7	44	3.7
91...	8	2
92...	18	15	15	5	10	1	12	37	1.8
96...	4	2
97...	35	17	1	1	...	16	9	7	4	13	43	3.1	...	1
98...	62	29	6	5	1	22	18	4	12	10000	5.4	17	52	2.9	...	2
99...	50	23	2	1	1	21	17	4	10	7000	5.3	11	48	4.1	1	2
100...	41	15	8	8	...	6	6	7	9500	5.3	8	58	4.6
101...	173	68	17	13	4	47	45	1	1	4	29	8000	5.3	35	51	3.7	2	5
102...	67	24	9	9	...	14	11	3	13	9000	5.4	9	60	3.8	...	1
103...	55	20	8	8	...	10	10	14	8500	4.7	6	48	4.2	...	1
104...	69	24	12	10	2	10	10	11	8000	4.6	10	74	4.4	...	1
105...	190	71	71	70	1	56	...	3.2	15	74	3.5	...	7
106...	50	17	15	15	...	2	2	7	10000	5.1	9	82	4.0
107...	24	9	3	3	...	5	5	7	7500	4.1	2	1	1
108...	46	16	12	12	...	4	4	3	12	67	3.9	1	1
109...	138	33	4	4	...	28	26	2	23	7500	5.7	10	41	5.1	9	8
110...	21	7	3	2	1	4	4	4	3	1
111...	66	26	5	4	1	21	16	5	9	10000	5.9	15	57	4.0
112...	34	21	11	10	1	9	8	1	8	11000	5.8	11	54	3.8	...	1
113...	31	12	6	6	...	6	6	4	7	64	3.9
114...	29	16	15	15	...	1	...	1	1	14	74	3.6
115...	32	17	2	1	1	14	6	8	3	13	41	2.8	1	1
116...	2	1
117...	**3
119...	78	37	22	22	...	15	9	6	18	11000	5.1	16	69	3.3
120...	14	7	5	5	...	2	2	6	14000	5.7	1
121...	**36	3
122...	54	21	17	17	...	4	4	9	11500	4.6	11	67	3.4	...	3
123...	30	11	8	8	...	3	3	5	...	5.8	5	94	4.2	...	1
124...	5	1
125...	33	17	16	15	1	1	1	6	...	4.7	10	69	4.4
126...	38	18	15	13	2	4	11	70	3.7	...	1
127...	33	14	13	13	...	1	1	6	7000	5.2	8	62	3.4	2	3
128...	56	25	23	19	4	2	2	11	8000	4.6	13	51	3.3	...	2
129...	44	15	5	4	1	10	10	9	10000	5.3	6	58	4.2	...	1
130...	15	8	5	5	...	2	2	6	9500	6.3	1	2	...
131...	37	13	13	13	8	9000	5.5	4	1
132...	35	13	10	9	1	3	3	9	8000	4.4	4
133...	26	10	6	5	1	4	4	8	6500	4.6	2	2	1
134...	41	14	12	12	...	1	1	10	7500	5.3	4	2
135...	32	13	13	13	7	12500	6.3	5	64	3.4
136...	29	11	11	11	6	9500	5.3	5	69	4.0
137...	47	16	10	10	...	6	6	9	7500	4.7	7	103	4.1	...	3
138...	43	15	14	14	...	1	1	10	9000	4.1	4	3
139...	**14	3
140...	141	88	88	88	1	85	96	1.1	1	51
142...	77	43	37	36	1	5	5	4	35	60	2.4	...	4
143...	143	59	53	53	...	6	2	3	1	...	25	11000	4.1	33	72	3.2	3	6
144...	56	23	23	23	8	9500	4.8	14	96	4.1
145...	35	15	15	15	9	10500	5.3	5	75	4.2	1	...
146...	23	13	13	10	3	5	...	6.0	8	79	3.1
147...	16	7	7	7	4	3
148...	32	15	15	15	15	82	1.6	1	11
149...	42	41	38	3	1	1	7	...	5.1	20	90	3.8
150...	**72	31	29	29	...	2	1	3	26	105	2.9	...	1
151...	**187	60	60	58	2	17	17000	5.9	41	75	3.2	1	1
152...	**128	18	18	18	6	...	6.2	11	82	3.5
153...	**69	14	14	14	4	10	121	3.7	...	1
155...	62	30	30	28	2	10	...	5.3	18	74	2.9	...	1
156...	81	33	33	31	2	22	71	3.5	1	1
157...	93	40	40	36	4	16	13000	5.3	23	70	3.7

Table 2.—CHARACTERISTICS OF HOUSING UNITS, BY BLOCKS: 1960—Con.

[“Total population” contains no persons in group quarters unless preceded by asterisk; one asterisk (*) denotes less than 10 percent; two asterisks (**), 10 percent or more]

Blocks within census tracts	Total population	All housing units by condition and plumbing									Occupied housing units							
		Total	Sound			Deteriorating			Dilapidated	Owner occupied			Renter occupied			Occupied by non-white	1.01 or more persons per room	
			Total	With all plumbing facilities	Lacking some or all facilities	Total	With all plumbing facilities	Lacking some or all facilities		Total	Average value (dollars)	Average number of rooms	Total	Average contract rent (dollars)	Average number of rooms			
158...	79	36	36	36	10	10000	5.5	23	77	3.6	...	2	
159...	50	32	28	25	3	4	3	1	...	11	14000	5.5	17	58	3.9	...	1	
160...	75	32	32	32	22	10500	5.3	8	81	4.8	...	1	
161...	44	16	13	13	...	1	1	10	10500	6.1	6	69	4.7	...	1	
162...	76	31	30	30	...	2	1	17	10500	5.7	13	91	4.1	
163...	53	23	22	20	2	1	1	10	10000	5.9	13	68	3.5	1	1	
164...	74	31	31	26	5	12	10500	5.9	16	74	3.0	...	1	
165...	75	32	28	24	4	4	2	2	...	12	11500	5.6	18	57	3.7	...	2	
166...	44	18	15	15	...	3	3	8	11000	6.1	8	74	4.4	1	2	
167...	54	21	18	16	2	3	2	1	...	11	10500	5.8	9	65	3.6	...	1	
168...	48	19	15	15	...	4	4	10	14500	6.2	8	73	3.6	...	1	
169...	69	27	24	24	3	12	13000	5.3	12	71	3.3	...	2	
170...	**203	25	16	16	...	9	7	2	...	5	...	6.2	19	59	3.5	
171...	49	28	27	25	2	1	1	7	20000	5.1	19	62	3.3	1	...	
172...	60	19	18	17	1	1	1	8	13500	5.9	10	91	4.5	...	1	
173...	42	21	21	19	2	6	...	5.5	13	84	3.4	...	1	
174...	6	2	1	
176...	31	9	9	9	5	...	5.8	4	1	
177...	26	8	8	8	8	18500	5.6	1	
178...	44	13	13	13	10	17500	5.2	3	
3.....	**4235	517	516	516	1	12	21000	5.6	474	60	2.8	12	135	
1...	420	117	117	117	2	113	45	3.3	2	47	
2...	278	77	77	77	1	75	46	3.2	4	36	
3...	275	116	116	116	111	72	2.9	1	4	
4...	73	20	20	20	19	89	4.1	...	4	
5...	53	24	23	23	1	23	70	3.0	...	2	
6...	**30	4	
7...	**299	12	12	12	5	25000	7.0	6	...	2.2	
8...	9	2	
10...	**420	2	
12...	**368	3	
13...	**1574	108	108	108	3	89	65	1.2	5	42	
14...	1	
15...	23	19	19	19	17	69	2.1	
16...	**412	12	12	12	1	9	95	4.9	
4.....	**6948	2021	1677	1648	29	333	315	17	1	11	980	21000	6.6	965	84	3.7	15	46
2...	**123	20	12	9	3	8	8	4	14	77	3.1	1	...	
3...	**118	26	15	14	1	9	6	3	...	2	7	18000	6.9	18	64	2.6	1	4
4...	**113	41	41	41	16	19000	6.1	25	84	3.6	...	1	
5...	98	22	22	22	14	12500	5.4	7	325	4.6	
6...	14	6	4	4	...	1	1	6	14500	6.0	
7...	60	19	16	16	...	2	2	10	12500	5.6	8	81	4.6	
8...	45	16	16	16	9	13000	5.1	7	89	4.3	...	1	
9...	13	5	5	5	5	8000	4.8	
10...	10	5	5	4	1	2	2	
11...	100	32	30	30	...	2	2	29	17000	6.0	2	1	
12...	28	10	10	10	7	7000	4.9	3	
13...	54	21	20	20	...	1	1	9	8000	4.7	9	72	3.0	1	3	
14...	17	6	6	6	4	2	
15...	**93	29	29	29	16	15500	6.7	13	80	5.3	...	1	
16...	**70	25	12	12	...	12	10	2	...	8	18500	7.1	17	74	3.5	
17...	**106	34	27	27	...	7	7	5	...	6.0	29	74	3.1	
18...	**136	23	17	15	2	6	6	3	18	73	3.4	...	1	
22...	**88	33	15	14	1	18	18	3	27	52	2.6	...	1	
23...	**132	29	23	23	...	6	6	6	...	6.5	19	73	3.6	1	1	
24...	**244	21	18	17	1	3	3	5	...	7.4	16	79	2.6	
25...	**134	30	17	15	2	10	9	1	...	3	8	18000	7.4	21	75	4.6	1	...
26...	**93	25	25	25	14	15000	6.7	11	105	3.6	...	2	
27...	25	10	10	10	4	6	72	4.0	...	1	
28...	37	14	14	14	10	17000	5.2	4	
29...	44	17	16	16	...	1	1	5	...	6.4	11	90	4.1	
30...	16	6	6	6	5	20000	6.2	
31...	19	8	7	7	...	1	1	8	21000	6.1	
32...	154	53	50	50	...	3	3	29	24000	6.1	23	82	4.4	...	1	
33...	58	21	21	21	11	15500	5.4	9	104	5.0	
34...	98	38	35	35	...	3	3	20	15500	6.3	16	75	3.6	1	2	
35...	67	24	23	23	...	1	1	17	17000	6.2	7	98	5.0	1	...	
36...	79	29	29	29	19	18500	7.3	9	76	4.9	
37...	**92	30	27	27	...	3	3	24	18500	7.8	4	1	...	
38...	**163	39	20	20	...	19	19	12	17000	6.7	26	79	3.7	2	1	
39...	**148	46	31	27	4	15	14	1	...	12	20000	6.9	32	75	3.5	2	2	
40...	**213	51	33	33	...	18	18	7	19500	5.1	40	77	3.2	1	2	
41...	**285	41	33	30	3	8	7	1	...	5	...	3.8	34	80	3.1	...	1	
42...	**154	13	9	9	...	4	4	2	11	83	2.7	...	1	
43...	24	11	5	5	...	6	6	3	8	73	3.0	
44...	**81	8	7	7	...	1	1	3	5	...	3.8	...	1	
45...	**97	26	19	19	...	7	7	9	18500	6.1	16	101	4.1	...	1	
46...	**198	47	45	43	2	2	2	8	17500	6.9	39	80	3.0	
47...	**123	33	17	17	...	15	9	6	...	13	20000	7.2	20	77	4.1	...	1	
48...	**107	36	26	22	4	9	9	11	...	7.1	22	74	3.5	
49...	**32	11	8	8	...	3	3	4	7	93	5.1	
50...	**104	27	25	23	2	2	2	16	21000	7.9	9	62	3.1	1	2	
51...	**108	35	23	23	...	12	12	15	17000	6.8	19	88	3.5	...	1	
52...	**78	26	26	26	18	17000	6.9	8	66	3.3	...	1	
53...	51	24	24	24	16	16500	5.6	7	87				

U.S. CENSUS OF HOUSING: 1960

Series HC(3)-89

CITY BLOCKS

Colorado Springs, Colo.

Prepared under the supervision of
WAYNE F. DAUGHERTY, Chief
Housing Division



U.S. DEPARTMENT OF COMMERCE
Luther H. Hodges, Secretary

BUREAU OF THE CENSUS

Richard M. Scammon, Director (From May 4, 1961)
Robert W. Burgess, Director (To March 3, 1961)





BUREAU OF THE CENSUS

RICHARD M. SCAMMON, *Director* (From May 4, 1961)

ROBERT W. BURGESS, *Director* (To March 3, 1961)

A. ROSS ECKLER, *Deputy Director*
HOWARD C. GRIBVES, *Assistant Director*
CONRAD TAEBER, *Assistant Director*
MORRIS H. HANSEN, *Assistant Director for Statistical Standards*
CHARLES B. LAWRENCE, JR., *Assistant Director for Operations*
WALTER L. KEHRES, *Assistant Director for Administration*
CALVERT L. DEDRICK, *Chief, International Statistical Programs Office*
A. W. VON STRUVE, *Acting Public Information Officer*

Housing Division—

WAYNE F. DAUGHERTY, *Chief*
DANIEL B. RATHBUN, *Assistant Chief*
BEULAH WASHBAUGH, *Special Assistant*
MILTON D. LIEBERMAN, *Chief, Coordination and Research*

Decennial Operations Division—GLEN S. TAYLOR, *Chief*
Electronic Systems Division—ROBERT F. DRURY, *Chief*
Field Division—JEFFERSON D. McPIKE, *Chief*
Geography Division—WILLIAM T. FAY, *Chief*
Population Division—HOWARD G. BRUNSMAN, *Chief*
Statistical Methods Division—JOSEPH STEINBERG, *Chief*

Library of Congress Card Number: A61-9347

SUGGESTED CITATION

U.S. Bureau of the Census. *U.S. Census of Housing: 1960. Vol. III, City Blocks.*
Series HC(3), No. 89.
U.S. Government Printing Office, Washington, D.C., 1961.

For sale by the Superintendent of Documents, U.S. Government Printing Office, Washington 25, D.C.
or any of the Field Offices of the Department of Commerce — Price 25 cents.

Table 1.—CHARACTERISTICS OF HOUSING UNITS, FOR THE CITY: 1960

Subject	Number	Percent	Subject	Number	Percent
All housing units	25,693	100.0	Occupied housing units—Con.		
CONDITION AND PLUMBING			COLOR		
Sound	22,118	86.1	White	22,161	95.7
With all plumbing facilities	20,488	79.7	Nonwhite	992	4.3
Lacking some or all facilities	1,630	6.3	PERSONS PER ROOM		
Deteriorating	2,981	11.6	1.00 or less	21,348	92.2
With all plumbing facilities	2,284	8.9	1.01 or more	1,805	7.8
Lacking some or all facilities	697	2.7	AVERAGE NUMBER OF ROOMS		
With flush toilet	638	2.5	Owner occupied	5.6	...
No flush toilet	59	0.2	Renter occupied	3.7	...
Dilapidated	594	2.3	VALUE AND RENT		
Occupied housing units	23,153	100.0	Average value	14,500	...
TENURE			Average contract rent	70	...
Owner occupied	13,997	60.5			
Renter occupied	9,156	39.5			

NOTE.—On the map for Colorado Springs, approximately 1,250 blocks are identified.

Table 2.—CHARACTERISTICS OF HOUSING UNITS, BY BLOCKS: 1960

["Total population" contains no persons in group quarters unless preceded by asterisk; one asterisk (*) denotes less than 10 percent; two asterisks (**). 10 percent or more]

Blocks within census tracts	Total population	All housing units by condition and plumbing								Occupied housing units							
		Total	Sound			Deteriorating			Dilapidated	Owner occupied			Renter occupied			Occupied by non-white	1.01 or more persons per room
			Total	With all plumbing facilities	Lacking some or all facilities	Total	With all plumbing facilities	Lacking some or all facilities		Total	Average value (dollars)	Average number of rooms	Total	Average contract rent (dollars)	Average number of rooms		
1.....	3650	956	956	956	791	17500	5.9	90	120	5.8	...	56
2.....	13	3
3.....	52	12	12	12	11	35000	7.5	1
4.....	51	12	12	12	11	32000	7.2	1	1
5.....	42	10	10	10	9	38000	7.7
6.....	29	9	9	9	7	26000	6.0
7.....	13	5	5	5	2	1
8.....	31	21	21	21	10	27000	7.2	2
9.....	61	19	19	19	13	20000	6.5	1
10.....	136	36	36	36	33	20000	6.2
11.....	34	10	10	10	7	18000	6.4
12.....	145	33	33	33	28	18500	6.0	5	133	6.8	...	4
13.....	115	27	27	27	20	18500	5.4	6	146	5.8	...	3
14.....	29	8	8	8	6	19500	6.2	2
15.....	108	28	28	28	25	18000	5.6	3
16.....	167	38	38	38	33	17000	6.3	4	1
17.....	152	38	38	38	35	14000	5.6	3	2
18.....	157	36	36	36	34	14000	5.7	1	4
19.....	92	23	23	23	18	16500	6.1	3	1
20.....	50	13	13	13	9	15000	5.2	3	1
21.....	60	16	16	16	16	18000	6.8
22.....	58	16	16	16	13	18500	6.7
23.....	12	8	8	8	3
24.....	75	20	20	20	18	20000	6.5
25.....	41	11	11	11	9	23000	6.7	1
26.....	158	38	38	38	31	15000	5.3	3	9
28.....	159	36	36	36	30	14000	5.6	6	113	6.0	...	2
29.....	115	28	28	28	24	13500	5.2	4	3
30.....	100	24	24	24	20	14000	5.5	4	3
31.....	55	15	15	15	13	14000	5.4	2
32.....	69	19	19	19	15	14000	5.4	3
33.....	245	52	52	52	45	14500	5.5	6	107	5.2	...	7
34.....	171	46	46	46	35	15500	5.4	11	113	5.5	...	1
35.....	182	46	46	46	42	15000	5.4	4	6
36.....	63	17	17	17	14	14500	5.8	3
37.....	153	42	42	42	36	15000	5.3	3	4
38.....	139	37	37	37	33	15000	5.4	2	3
39.....	92	30	30	30	24	15000	5.5
40.....	16	8	8	8	5	17000	5.8
41.....	65	21	21	21	16	24000	6.9	1
42.....	111	30	30	30	27	23000	7.0	1
43.....	21	7	7	7	5	28000	6.8
44.....	13	8	8	8	4
2.....	31	8	8	8	8	19500	6.5
1.....	31	8	8	8	8	19500	6.5
3.....	38	12	6	6	...	2	2	...	4	3	7	53	5.0	...	3
4.....	38	12	6	6	...	2	2	...	4	3	7	53	5.0	...	3

City Block Characteristics

Table 2.—CHARACTERISTICS OF HOUSING UNITS, BY BLOCKS: 1960—Con.

["Total population" contains no persons in group quarters unless preceded by asterisk: one asterisk (*) denotes less than 10 percent; two asterisks (**), 10 percent or more]

Blocks within census tracts	Total population	All housing units by condition and plumbing								Occupied housing units								
		Total	Sound			Deteriorating			Dilapidated	Owner occupied			Renter occupied					
			Total	With all plumbing facilities	Lacking some or all facilities	Total	With all plumbing facilities	Lacking some or all facilities		Total	Average value (dollars)	Average number of rooms	Total	Average contract rent (dollars)	Average number of rooms	Occupied by non-white	1.01 or more persons per room	
4.....	3216	1078	1052	1049	3	18	18	8	848	15000	5.4	178	90	4.5	14	57
1...	130	38	38	38	35	18500	5.8	3	1
2...	44	13	13	13	12	16500	5.8	1	1
3...	39	12	12	12	11	17000	5.3	1	1
4...	67	18	18	18	17	19000	5.7	1	1
5...	76	18	18	18	16	18500	6.4	2	2
6...	19	8	8	8	5	21000	6.4
7...	3
8...	3	2
11...	36	14	14	14	9	17000	5.2	2
12...	13	4
13...	127	31	31	31	27	17500	5.3	1	5
14...	124	29	28	28	...	1	1	27	17000	5.6	2	1
15...	37	11	11	11	11	17000	5.1
16...	54	15	15	15	12	16000	5.1	3	3
17...	70	19	19	19	18	17500	5.7	1
18...	98	23	23	23	21	18000	6.8	2	1
19...	52	14	14	14	12	18500	6.8	2
20...	16	6	6	6	4	1
21...	69	25	25	25	20	14000	4.9	4	1
22...	71	22	22	22	17	13500	4.4	5	115	5.4
23...	72	24	24	24	19	14500	4.9	4	1
24...	90	29	29	29	28	14500	4.8	1	4
25...	87	32	32	32	27	14000	4.7	3	2
26...	60	21	21	21	18	14000	4.7	3
27...	72	25	25	25	23	14000	4.9	2
28...	86	30	30	30	29	14000	4.9	1	2
29...	94	34	34	34	26	14000	5.1	7	104	4.4	1	2
30...	120	40	40	40	31	13000	4.7	9	104	5.0	...	2
31...	35	17	10	10	...	4	4	3	10000	5.4	6	45	3.0	...	1	
32...	38	20	14	14	...	4	4	2	14	12500	5.6	3	6	...
33...	53	21	19	19	...	2	2	12	11500	5.5	9	82	3.9	1	2
34...	71	23	23	21	2	17	14000	6.1	5	83	4.6	...	1
35...	82	47	47	46	1	12	15000	7.0	25	75	3.6	1	1
36...	7	1
37...	34	7	7	7	6	14000	5.0	1	2
38...	24	10	10	10	8	14500	5.0	2
39...	23	9	9	9	6	14500	4.5	2	1
40...	37	10	10	10	8	13000	5.6	2
41...	60	16	13	13	...	1	1	2	14	13500	5.4	1	3
42...	19	8	8	8	7	13000	4.3	1
43...	27	9	9	9	8	19500	6.3	1
44...	55	17	17	17	16	22000	6.9	1
45...	44	14	13	13	...	1	1	13	16500	6.4	1
46...	42	17	17	17	12	16500	5.2	4
47...	56	18	18	18	14	13500	4.5	4	2
48...	46	14	14	14	10	12500	4.8	4	2
49...	7	4
50...	67	19	18	18	...	1	1	14	13000	5.9	5	...	5.0	...	1
51...	84	29	29	29	21	15000	6.0	6	74	5.3
52...	14	7	6	6	...	1	1	6	9000	5.0	1	5
53...	5	1
54...	42	19	19	19	15	13000	4.7	2
55...	48	17	17	17	...	1	1	9	12500	5.1	7	90	4.7
56...	44	18	18	18	14	14000	5.6	3
57...	38	17	17	17	13	12500	4.8	4
58...	37	12	12	12	10	18000	5.2	2
59...	26	9	9	9	7	12500	6.1	2	1
60...	46	20	20	20	17	14000	5.4	3	1
61...	43	18	18	18	13	13000	5.1	4
62...	60	20	20	20	17	12500	5.7	3	2
63...	2	2
64...	7	4	2
65...	64	23	23	23	18	16500	6.4	5	...	5.0	...	2
5.....	1912	595	595	595	444	16000	5.3	131	109	5.0	...	15
1...	84	27	27	27	22	23000	5.9	1	1
2...	72	22	22	22	15	13000	5.3	4
3...	56	20	20	20	16	13500	5.1	2
4...	80	20	20	20	18	16000	5.3	1
5...	21	6	6	6	6	23000	6.7
7...	161	62	62	62	15	15500	4.9	47	101	4.1	...	1
8...	124	39	39	39	32	14500	4.9	5	116	4.6	...	1
9...	144	43	43	43	30	15000	5.3	13	112	5.2	...	1
10...	47	18	18	18	10	15500	5.0	6	116	5.2
11...	64	18	18	18	13	15500	5.2	5	129	5.8	...	1
12...	29	9	9	9	8	15000	5.3	1
13...	125	39	39	39	28	16000	5.5	8	112	5.8	...	2
14...	119	35	35	35	29	15000	5.1	6	117	5.2	...	1
15...	97	30	30	30	28	15000	5.2	2	1
16...	72	23	23	23	21	14500	5.4	1	1
17...	31	9	9	9	8	16000	5.6	1	1
18...	88	26	26	26	21	14500	5.0	5	112	6.0	...	1
19...	28	9	9	9	9	16000	5.0	1
20...	75	21	21	21												

Table 2.—CHARACTERISTICS OF HOUSING UNITS, BY BLOCKS: 1960—Con.

["Total population" contains no persons in group quarters unless preceded by asterisk; one asterisk (*) denotes less than 10 percent; two asterisks (**), 10 percent or more]

Blocks within census tracts	Total population	All housing units by condition and plumbing									Occupied housing units							
		Sound				Deteriorating				Dilapidated	Owner occupied			Renter occupied			Occupied by non-white	1.01 or more persons per room
		Total	With all plumbing facilities	Lacking some or all facilities	Total	With all plumbing facilities	Lacking some or all facilities	With flush toilet	No flush toilet		Total	Average value (dollars)	Average number of rooms	Total	Average contract rent (dollars)	Average number of rooms		
22...	81	24	24	24	20	13000	4.9	4	2
23...	141	42	42	42	36	15500	5.5	6	104	4.5	...	2
24...	28	12	12	12	11	13500	5.2	1
25...	56	18	18	18	15	17500	5.2	2
6.....	4157	1123	1123	1123	829	20000	6.3	227	97	4.5	4	73
1...	61	17	17	17	14	36000	7.9	1
2...	19	5	5	5	4	1
3...	34	9	9	9	9	39000	7.4
4...	13	3
5...	19	5	5	5	5	14500	5.0	1
6...	61	14	14	14	12	14500	5.7	1	2
7...	245	58	58	58	53	14500	5.9	4	5
8...	104	22	22	22	19	14000	5.7	2	5
9...	116	26	26	26	23	14000	5.9	2	6
10...	87	24	24	24	21	13500	5.6	1	2
11...	72	17	17	17	12	13000	5.3	5	105	5.0	...	3
12...	59	13	13	13	10	13000	5.1	3	2
13...	121	32	32	32	28	13000	5.1	3	3
14...	78	18	18	18	16	13000	5.1	1	4
15...	91	23	23	23	21	13000	5.2	2	5
17...	455	168	168	168	2	150	87	4.0	1	14
18...	100	26	26	26	23	25000	7.3	1	1
19...	34	8	8	8	7	18500	7.4	1
20...	55	11	11	11	11	19500	6.6	1
22...	112	27	27	27	24	26000	7.1	2	1
23...	79	22	22	22	20	25000	7.3
24...	127	39	39	39	30	21000	6.6	2
25...	71	19	19	19	17	28000	7.5
26...	16	5	5	5	4
29...	87	23	23	23	21	25000	7.1
30...	134	35	35	35	31	24000	7.0	1	1	2
31...	87	24	24	24	24	25000	6.5	1
32...	149	36	36	36	34	25000	7.1	1
33...	81	23	23	23	21	28000	6.6	1
34...	117	26	26	26	25	28000	7.4
35...	90	20	20	20	17	26000	7.2	3	4
36...	77	23	23	23	17	12500	4.4	5	90	4.4
37...	79	18	18	18	17	20000	6.6	1	2
38...	69	16	16	16	15	16500	6.1	1	1
39...	124	35	35	35	32	15000	5.4	2	2
40...	161	48	48	48	38	13500	5.5	9	109	5.2
41...	150	44	44	44	27	13500	5.1	15	95	4.3	...	5
42...	56	16	16	16	16	18500	5.6	1
43...	46	9	9	9	8	24000	8.6	1
44...	97	23	23	23	18	21000	7.1	4	2	...
45...	95	26	26	26	26	22000	6.4
46...	102	28	28	28	25	24000	7.0
47...	127	39	39	39	30	23000	6.4
7.....	2577	639	635	635	...	2	2	2	550	19000	6.5	63	129	6.4	2	33
1...	176	41	39	39	...	1	1	1	36	15000	5.4	3	6
2...	130	28	28	28	26	19500	6.2	1	4
3...	40	11	11	11	10	18000	6.0	1	1	...
4...	66	14	14	14	14	19000	6.3
5...	42	14	14	14	11	20000	5.5	1	1
6...	29	8	8	8	6	15000	5.0	2
7...	27	8	8	8	7	16000	5.3	1
8...	34	8	8	8	8	15000	5.0	1
9...	22	5	5	5	5	16000	5.0	1
10...	28	10	10	10	8	17000	5.9
11...	38	8	7	7	1	6	16000	5.0	1	1
12...	35	10	10	10	9	19000	5.8	1
13...	8
14...	27	7	7	7	6	22000	5.7
15...	3	1
16...	30	7	7	7	7	18500	6.0
17...	43	13	13	13	11	17000	5.3	1	1
18...	20	6	6	6	5	...	5.6	1
19...	67	17	17	17	15	18500	5.5	2
20...	26	6	6	6	5	19500	6.0	1
21...	27	8	8	8	4	3
22...	53	14	14	14	13	16000	5.2	1	1
23...	29	8	8	8	6	17000	5.5	2
24...	16	6	5	5	...	1	1	4	1
25...	41	10	10	10	7	14500	5.0	3
26...	23	5	5	5	5	16000	5.0	1
27...	16	4
28...	45	11	11	11	11	16000	7.9
29...	43	10	10	10	8	16500	6.9	2	1
30...	50	13	13	13	12	16500	7.1	1	1	...
31...	158	37	37	37	33	16000	8.0	3
32...	11	6	6	6	1	3
33...	45	12	12	12	7	12000	5.9	5	100	5.4	...	1
34...	40	10	10	10	10	14000	5.5
35...	31	8	8	8	8	13500	5.6

City Block Characteristics

Table 2.—CHARACTERISTICS OF HOUSING UNITS, BY BLOCKS: 1960—Con.

["Total population" contains no persons in group quarters unless preceded by asterisk; one asterisk (*) denotes less than 10 percent; two asterisks (**), 10 percent or more]

Blocks within census tracts	Total population	All housing units by condition and plumbing									Occupied housing units							
		Total	Sound			Deteriorating			Dilapidated	Owner occupied			Renter occupied			Occupied by non-white	1.01 or more persons per room	
			Total	With all plumbing facilities	Lacking some or all facilities	Total	With all plumbing facilities	Lacking some or all facilities		Total	Average value (dollars)	Average number of rooms	Total	Average contract rent (dollars)	Average number of rooms			
36...	52	14	14	14	13	22000	7.3
37...	114	29	29	29	29	24000	7.2
38...	149	30	30	30	29	23000	7.5
39...	109	24	24	24	10	27000	8.1
40...	48	10	10	10	21	26000	7.6
41...	72	23	23	23	19	26000	7.7
42...	94	22	22	22	18	28000	8.5
43...	17	4
44...	43	11	11	11	11	24000	7.5
45...	37	10	10	10	7	15500	5.7
46...	85	19	19	19	17	16000	6.8
47...	153	35	35	35	31	16000	7.0
48...	32	8	8	8	4
49...	53	14	14	14	12	17500	5.7
8.....	3720	1374	1344	1343	1	30	30	727	17500	5.9	560	92	4.3	...	50
1...	342	96	95	95	...	1	1	71	16000	5.8	21	103	4.7	...	5
2...	79	18	18	18	15	19500	6.4	3
3...	148	51	47	47	...	4	4	7	19500	8.4	38	80	4.0	...	5
4...	238	95	92	92	...	3	3	24	18500	5.6	57	97	4.1	...	7
5...	98	36	36	36	2	34	93	4.1	...	1
6...	148	72	72	72	2	56	87	4.0	...	3
7...	100	38	38	38	12	...	4.3	24	102	4.7	...	2
8...	139	51	51	51	18	...	4.8	28	100	4.6	...	2
9...	52	15	13	13	...	2	2	12	14000	6.8	3	1
10...	31	14	14	14	9	11500	5.0	5	92	4.8
11...	111	44	42	42	...	2	2	17	16000	5.6	21	98	4.8
12...	198	115	115	115	7	12500	4.9	95	88	3.6	...	1
13...	71	21	21	21	18	17500	6.1	2	1
14...	125	32	32	32	27	20000	6.1	4
15...	134	43	43	43	37	22000	6.4	5	2
16...	38	15	15	15	11	22000	5.6	4	...	6.6	...	2
17...	85	24	24	24	22	24000	7.2	5
18...	73	19	19	19	14	22000	7.0	5	132	6.2	...	1
19...	19	4
20...	182	91	91	91	19	16000	6.2	68	88	3.5	...	4
21...	23	10	10	10	8	16500	6.4	2
22...	47	20	18	18	...	2	2	18	14000	5.8	2
23...	56	20	20	20	18	13000	6.2	2
24...	63	24	19	19	...	5	5	23	11000	5.0	1	1
25...	40	14	13	13	...	1	1	9	10000	4.7	1	2
26...	56	22	20	20	...	2	2	12	9500	5.7
27...	46	17	17	17	15	11500	5.0	9	58	4.3	...	1
28...	53	21	20	20	...	1	1	17	10000	5.4	4	1
29...	38	21	20	20	...	1	1	16	12500	4.9	3
30...	45	20	19	18	1	1	1	12	12500	4.9	7	77	4.3
31...	55	23	22	22	19	13000	5.5	4	2
32...	63	26	26	26	20	12000	5.3	6	77	4.2	...	1
33...	58	24	23	23	...	1	1	15	12500	4.7	8	79	4.8
34...	26	12	11	11	11	10500	4.8	1
35...	13	7	7	7	5	13000	5.2	1
36...	46	19	17	17	...	2	2	13	18000	5.8	3	1
37...	5	3
38...	45	14	14	14	8	15000	5.8	5	90	4.8
39...	49	15	15	15	12	23000	6.6	2
40...	45	17	17	17	15	22000	6.4	2	1
41...	76	22	22	22	20	27000	6.8	2
42...	84	23	23	23	21	26000	7.3	1
43...	93	29	29	29	24	25000	6.4	5	...	7.8
44...	96	30	30	30	22	22000	7.0	6	93	4.8	...	1
45...	88	27	27	27	24	21000	6.3	2
9.....	2816	1171	1083	1053	30	73	68	5	...	15	728	13000	5.6	360	72	4.0	5	27
1...	34	13	13	11	2	8	19000	6.8	3
2...	6
3...	53	18	17	17	...	1	1	16	17500	6.4	2
4...	37	20	20	20	17	14500	5.1
5...	46	18	18	18	17	14500	5.5	1
6...	48	20	19	19	...	1	1	19	12000	4.7	1
7...	41	16	14	14	...	2	2	14	12500	5.3	2	1
8...	14	5	5	5	2	2	1
9...	31	15	15	15	7	17500	5.7	7	70	4.0
10...	73	33	31	31	...	2	2	16	12500	5.3	13	91	4.4	1	2
11...	54	25	25	20	5	10	13000	6.3	13	65	3.2
12...	18	6	6	6	4	2
13...	18	8	7	7	...	1	1	7	9500	4.7	1	1	...
14...	48	20	20	20	19	12500	5.2	1
15...	50	19	19	19	15	11500	5.6	4
16...	37	17	17	17	13	11500	5.2	3
17...	50	24	20	20	...	1	1	17	16000	5.7	3
18...	29	14	14	14	12	16000	5.7	1
19...	22	11	11	11	5	20000	6.6	5	...	5.0
20...	50	20	19	19	...	1	1	18	13000	5.2	2
21...	34	13	13	13	10	15500	6.3	2
22...	40	18	18	18	14	11500	5.4	3
23...	53	22	21	21	18	11000	5.4	3

Table 2.—CHARACTERISTICS OF HOUSING UNITS, BY BLOCKS: 1960—Con.

["Total population" contains no persons in group quarters unless preceded by asterisk; one asterisk (*) denotes less than 10 percent; two asterisks (**), 10 percent or more]

Blocks within census tracts	Total population	All housing units by condition and plumbing								Occupied housing units								
		Total	Sound			Deteriorating			Dilapidated	Owner occupied			Renter occupied			Occupied by non-white	1.01 or more persons per room	
			Total	With all plumbing facilities	Lacking some or all facilities	Total	With all plumbing facilities	Lacking some or all facilities		Total	Average value (dollars)	Average number of rooms	Total	Average contract rent (dollars)	Average number of rooms			
24...	9	4
25...	79	30	23	23	...	5	5	...	2	13	12500	5.2	13	65	4.8	...	3	
26...	76	26	25	25	...	1	1	13	16000	6.4	10	88	4.9	
27...	183	78	77	75	2	1	35	15500	5.7	40	68	3.7	...	4	
28...	131	49	48	47	1	1	1	27	13000	6.1	18	76	4.2	...	2	
29...	52	20	20	20	15	13000	6.0	4	2	
30...	10	5	5	5	2	3	
31...	57	21	17	17	...	4	4	12	10500	5.1	8	78	4.8	...	1	
32...	73	35	31	31	...	2	2	...	2	20	11500	5.5	11	55	3.7	1	...	
33...	85	40	35	35	...	4	4	...	1	30	12000	5.3	8	62	3.5	1	...	
34...	77	28	27	27	...	1	1	22	13500	5.3	5	95	5.4	...	1	
35...	96	33	33	33	27	14000	5.3	5	...	4.8	...	1	
36...	75	25	21	21	...	3	3	...	1	20	13500	5.0	5	67	5.0	
37...	73	26	25	25	20	14000	5.5	4	
38...	73	27	20	20	...	3	3	...	4	19	10500	5.9	6	55	3.7	...	2	
39...	7	1	
40...	20	6	5	5	...	1	1	5	9500	5.0	1	1	
41...	97	38	31	29	2	7	7	20	11500	5.6	17	70	4.5	
42...	108	35	35	35	23	12500	6.4	9	85	5.4	
43...	99	47	39	38	1	8	3	5	...	18	18000	7.2	24	64	3.5	
44...	124	85	74	59	15	10	10	...	1	13	11500	5.2	53	63	3.1	...	3	
45...	67	34	33	33	...	1	1	21	11000	6.0	8	78	4.0	
46...	65	29	27	25	2	2	2	18	12000	4.9	11	67	3.8	
47...	63	23	16	16	...	7	7	15	10500	5.5	6	73	4.2	
48...	36	15	13	13	...	2	2	13	9500	5.5	2	
49...	43	18	17	17	1	13	9500	4.9	5	62	4.0	...	1	
50...	52	19	17	17	...	2	2	12	10500	4.8	7	86	4.3	1	2	
10.....	*2976	1194	1164	1123	41	23	23	...	7	721	23000	7.1	387	86	4.1	4	15	
1.....	29	10	10	10	7	13500	5.7	3	2	
2.....	43	16	16	16	13	17000	5.5	3	1	2	
3.....	55	17	17	17	14	15500	5.4	3	
4.....	23	9	9	9	3	6	61	3.3	...	1	
5.....	11	4	
6.....	**12	1	
7.....	83	27	27	27	17	18000	5.1	8	86	3.5	...	4	
8.....	59	26	26	26	18	15500	5.5	6	83	4.5	
9.....	24	12	12	12	9	18000	6.6	1	
10.....	42	13	13	13	12	14000	6.3	1	1	
11.....	56	28	28	24	4	15	15500	5.9	9	84	3.9	1	...	
12.....	**95	10	10	10	10	...	1.7	...	1	
13.....	36	12	12	12	8	30000	5.6	4	
14.....	33	17	17	17	16	23000	6.0	1	
15.....	34	11	11	11	9	27000	7.2	1	
16.....	13	6	6	6	6	32000	7.0	
17.....	65	20	20	20	17	24000	6.5	3	1	...	
18.....	25	24	24	24	...	1	1	15	17000	6.2	9	84	4.2	...	1	
19.....	70	34	34	32	2	18	15500	6.8	15	61	3.8	
20.....	73	34	34	32	2	18	15500	6.8	15	61	3.8	
21.....	102	38	31	24	7	3	3	...	4	16	13000	6.9	17	70	4.1	1	1	
22.....	58	22	22	20	2	17	19000	7.4	4	
23.....	37	17	17	17	15	24000	7.5	2	
24.....	19	9	9	9	2	7	152	4.1	
25.....	19	8	8	8	8	29000	6.6	
26.....	46	21	21	21	10	27000	7.7	8	85	3.8	
27.....	56	26	26	23	3	17	22000	6.2	7	66	3.9	
28.....	81	26	25	25	...	1	1	20	15500	7.1	6	96	5.0	...	1	
29.....	88	38	26	23	3	11	11	...	1	20	16500	7.1	11	73	4.4	
30.....	70	31	30	28	2	1	21	16500	7.4	9	82	3.7	
31.....	62	23	23	23	17	23000	7.9	3	
32.....	47	21	18	16	2	2	2	...	1	10	24000	7.1	9	81	4.6	
33.....	36	15	15	15	13	26000	8.0	2	
34.....	29	13	13	13	10	28000	7.8	3	
35.....	66	28	28	28	18	34000	8.8	7	118	4.0	
36.....	45	15	15	15	14	32000	7.8	
37.....	6	3	
38.....	30	14	14	14	11	36000	7.7	
39.....	22	11	11	11	11	28000	6.3	
40.....	25	11	11	11	10	33000	9.7	1	
41.....	53	16	16	16	11	29000	8.6	5	...	4.6	...	1	
42.....	62	22	21	21	...	1	1	16	21000	8.5	4	
43.....	84	23	21	21	...	2	2	12	20000	8.1	10	97	6.1	
44.....	*173	87	85	77	8	2	2	33	17500	7.0	41	74	3.6	
45.....	39	15	15	13	2	7	22000	8.0	8	66	3.9	
46.....	72	27	27	27	15	22000	8.4	10	110	5.0	
47.....	45	15	15	15	14	26000	9.1	1	
48.....	75	39	39	39	9	20000	6.3	25	100	4.4	
49.....	65	25	25	25	21	33000	8.3	2	
50.....	52	19	19	19	18	35000	7.3	1	
51.....	15	6	6	6	6	34000	9.2	
52.....	30	15	15	15	14	38000	6.1	
53.....	50	20	20	20	5	34000	9.6	15	95	4.5	
54.....	60	27	27	26	1	19	20000	6.6	5	75	3.6	
55.....	94	44	44	43	1	15	18500	8.3	24	70	4.3	
56.....	66	36	36	36	12	18000	6.2	23	59	3.5	
57.....	**70	31	31	28	3	14	20000	6.4	12	69	3.6	
58.....	32	15	15	15	8	34000	9.9	6	100	3.5	
59.....	43	24	24	23	1	10	35000	5.6	13	98	3.8	

City Block Characteristics

Table 2.—CHARACTERISTICS OF HOUSING UNITS, BY BLOCKS: 1960—Con.

["Total population" contains no persons in group quarters unless preceded by asterisk; one asterisk (*) denotes less than 10 percent; two asterisks (**), 10 percent or more]

Blocks within census tracts	Total population	All housing units by condition and plumbing									Occupied housing units							
		Total	Sound			Deteriorating			Dilapidated	Owner occupied			Renter occupied					
			Total	With all plumbing facilities	Lacking some or all facilities	Total	With all plumbing facilities	Lacking some or all facilities		Total	Average value (dollars)	Average number of rooms	Total	Average contract rent (dollars)	Average number of rooms	Occupied by non-white	1.01 or more persons per room	
11.....	2877	949	778	770	8	156	144	12	...	15	594	11000	5.2	270	74	4.3	5	97
1.....	5	4
2.....	22	7	4	3	2	1	6	8000	5.3	1
3.....	10	4
4.....	42	11	8	8	...	2	2	1	4	5	61	4.8	...	2
5.....	43	11	10	10	...	1	1	8	10000	4.9	3	4
6.....	45	14	13	12	1	1	1	10	10000	4.1	3	3
7.....	63	17	16	16	...	1	1	12	13000	5.2	5	97	5.2	1	2
8.....	38	8	8	8	6	16500	6.2	1	1
9.....	45	11	7	7	...	4	4	6	9000	4.8	4	3
10.....	48	14	12	12	...	2	2	10	12000	5.4	3	1
11.....	27	9	6	6	...	2	1	1	...	1	9	11000	5.8	1
12.....	27	10	8	8	...	2	2	8	7000	5.4	2	1
13.....	27	8	7	7	...	1	1	6	8000	4.7	2	2
14.....	13	5	3	3	...	1	1	1	2	3	1
15.....	28	12	11	11	1	7	9000	4.7	4	1
16.....	34	14	14	14	8	9000	5.0	4	1
17.....	30	13	13	13	11	10500	5.5	2
18.....	37	12	11	9	2	1	1	6	...	5.2	6	56	3.8	...	2
19.....	46	12	9	8	1	3	3	6	7000	5.2	6	66	4.3	...	4
20.....	27	11	11	11	5	...	5.6	4
22.....	37	11	11	11	6	12500	6.2	5	67	4.0	...	1
23.....	3	1
24.....	97	28	28	28	1	27	78	4.0	...	5
25.....	30	12	8	8	...	3	1	2	...	1	8	9000	4.9	1	2
26.....	10	7	7	7	...	3	3	5	...	5.2	4
27.....	40	14	8	8	...	4	4	2	6	6000	4.0	6	48	3.5	...	4
28.....	28	8	6	6	...	1	1	1	7	7000	4.1	1	1
30.....	10	4
31.....	4	1
32.....	6	1
43.....	...	5	5	5
45.....	4
46.....	40	13	13	13	12	10500	4.2	1	2
47.....	18	4
51.....	3	1
53.....	13	4
58.....	66	15	15	15	15	14000	5.7	1
59.....	73	19	18	18	...	1	1	17	13500	4.8	2
60.....	32	9	9	9	8	14000	4.9	1	1
61.....	32	11	11	10	1	...	2	8	14000	5.5	2
62.....	16	5	3	3	...	2	2	5	...	5.4	1	1
63.....	33	9	7	6	1	2	1	10	10000	5.4	2
64.....	23	7	6	6	...	1	1	6	10000	4.8	1
65.....	17	5	4	4	...	1	1	3	1
66.....	13	5	5	5	4
67.....	19	6	6	6	6	12500	4.3
68.....	38	11	10	10	...	1	1	10	12500	5.3	1
69.....	10	5	4	4	...	1	1	3	1
70.....	20	8	5	5	...	3	3	6	9000	4.2	2	2
71.....	21	8	4	4	...	4	3	1	5	9000	5.0	2	1
72.....	24	7	5	5	...	2	2	4	3	1
73.....	41	10	8	8	...	2	2	4	6	66	4.7	...	3
74.....	24	8	4	4	...	3	3	1	6	11500	5.5
75.....	17	6	5	5	...	1	1	6	9500	4.7	1
76.....	3	1
78.....	10	5	4	4	...	1	1	3
79.....	29	6	4	4	...	2	2	2	4	2
80.....	2	2
81.....	4	2
82.....	24	7	6	6	...	1	1	6	10000	4.7	1	1
83.....	24	11	10	10	...	1	1	7	11000	4.0	2	1
84.....	33	10	9	9	...	1	1	8	12000	4.9	1
85.....	14	5	3	3	...	2	2	3
88.....	6	3	1
89.....	9	4
90.....	11	4
93.....	8	2
94.....	22	6	5	5	...	1	1	5	11000	5.2	1
95.....	50	17	11	11	...	6	6	11	12000	5.3	5	50	3.2	...	2
96.....	312	94	87	87	...	6	3	3	...	1	56	14500	5.6	30	104	4.4	...	9
97.....	24	7	5	5	...	1	1	5	...	5.4	2	1
98.....	27	10	6	6	...	4	4	8	11000	5.6	1	2
99.....	43	14	9	9	...	5	5	10	11500	4.9	3	1
100.....	51	19	17	17	...	2	2	9	12500	5.9	9	62	3.8	...	1
101.....	108	39	35	35	...	4	4	10	7500	4.8	23	77	4.3	...	6
103.....	20	9	6	6	...	3	3	6	11500	6.2	2
104.....	23	9	5	5	...	4	4	2	7	74	5.7
105.....	43	18	15	15	...	3	3	15	11500	4.7	1
106.....	62	23	18	18	...	5	5	14	12000	5.1	7	...	5.3	...	1
107.....	12	8	3	3	...	5	5	4	1	1
108.....	15	4
110.....	36	12	11	9	2	1	1	5	...	5.2	7	71	3.6
112.....	25	13	10	10	...	2	1	1	...	1	9	8500	4.7	2
113.....	66	19	18	18	...	1	1	12	12500	5.4	6	83	4.0	...	3

Table 2.—CHARACTERISTICS OF HOUSING UNITS, BY BLOCKS; 1960—Con.

["Total population" contains no persons in group quarters unless preceded by asterisk; one asterisk (*) denotes less than 10 percent; two asterisks (**), 10 percent or more]

Blocks within census tracts	Total population	All housing units by condition and plumbing								Occupied housing units								
		Total	Sound			Deteriorating			Dilapidated	Owner occupied			Renter occupied			Occupied by non-white	1.01 or more persons per room	
			Total	With all plumbing facilities	Lacking some or all facilities	Total	With all plumbing facilities	Lacking some or all facilities		Total	Average value (dollars)	Average number of rooms	Total	Average contract rent (dollars)	Average number of rooms			
							With flush toilet	No flush toilet										
114...	109	40	26	26	...	13	11	2	...	1	22	10000	5.5	14	66	4.4	...	2
115...	1	1
116...	83	29	18	18	...	11	11	20	9000	5.5	7	65	4.7	...	3
117...	35	16	15	15	...	1	1	13	10500	5.0	2
12.....	1800	618	542	540	2	68	62	2	4	8	424	16500	5.7	119	81	4.2	3	39
11...	32	11	11	11	8	22000	6.4	1
12...	32	9	9	9	8	20000	6.6	1
13...	82	23	23	23	18	20000	6.7	2
14...	49	15	15	15	12	18500	6.5	2
15...	152	39	39	39	35	19500	6.3	3	1
16...	64	24	24	24	18	18500	5.6	2
18...	40	14	14	14	12	21000	6.3
19...	27	7	7	7	6	21000	6.0	1	1
20...	44	12	12	12	10	19500	5.3	1	1
21...	73	20	20	20	15	16500	5.2	5	110	5.2	...	3
22...	103	32	32	32	25	18500	5.3	4	5
23...	172	44	44	44	31	16000	5.3	10	112	5.2	...	3
25...	129	42	42	41	1	40	15000	5.5	2
26...	134	37	37	37	36	18000	5.9	1	2
27...	73	24	24	24	20	19500	6.1	3
28...	45	12	12	12	11	17500	5.8	1	1
29...	42	12	12	12	7	14000	5.1	4
30...	26	7	7	7	6	18000	5.5
31...	...	1
32...	12	4
33...	11	7	7	7	...	2	2	2	5	11500	5.4	4	3
34...	13	5	3	3	...	2	2	3	1	1
36...	5	2
37...	45	18	11	11	...	6	6	1	12	9000	4.8	3	1
38...	28	11	8	8	...	3	3	6	9000	5.2	5	57	4.6
39...	65	36	22	22	...	12	8	4	...	2	19	11500	5.4	12	58	3.5	...	1
40...	4	9	6	6	...	2	2	1	1
41...	13	8	5	5	...	2	2	1	3	2
42...	39	15	15	14	1	12	12500	5.8	2	1
44...	34	20	16	16	...	4	4	6	...	5.0	9	63	2.8	1	2
45...	10	3
46...	25	12	7	7	...	4	4	1	6	...	4.5	5	74	4.6
47...	53	23	9	9	...	14	13	1	9	...	4.8	11	54	2.5	1	5
48...	2	1
49...	10	4
50...	22	11	7	7	...	4	3	1	6	8000	4.7	3	8
51...	63	40	32	32	...	8	8	7	...	5.0	17	49	2.1	...	8
13.....	*4134	1592	1365	1226	139	203	156	43	4	24	827	11000	5.3	527	58	3.6	2	132
2...	41	10	10	10	9	26000	7.9	1
3...	26	26	26	26	25	24000	6.8
4...	50	14	14	14	12	25000	6.5	1
5...	37	12	12	12	9	28000	6.8	1	3
6...	99	26	25	25	...	1	1	25	24000	6.7	3
8...	117	31	25	25	...	4	4	2	26	10000	5.0	2	4
9...	91	23	23	23	22	12500	5.2	3
10...	15	5	5	5	5	21000	5.8
11...	81	19	19	19	16	17000	6.3	2	3
12...	26	9	9	9	7	13000	4.3	2
13...	24	6	4	3	1	...	1	1	3	3	1
14...	30	11	11	11	9	10000	6.2	2	1
15...	4	3
16...	16	5	1	1	...	3	3	1	2	3	1
17...	20	4
18...	5	1
19...	12	4
21...	74	75	75	75	1	19	82	4.1	...	4
23...	23	8	4	4	...	3	3	1	5	6500	4.8	2
24...	32	8	5	5	...	2	2	1	7	9500	5.4	1	1
25...	18	6	4	4	...	2	2	3	1	1
27...	48	15	13	13	...	2	2	10	8000	4.8	4	1
28...	38	14	7	7	...	7	7	7	8500	5.6	3	1
29...	14	7	1	1	...	3	2	1	...	3	5	4000	4.2	1
30...	13	6	5	5	...	1	1	4	2
31...	25	8	8	8	2	6	79	4.0
32...	47	19	19	19	10	16500	5.0	7	68	3.6	...	1
33...	35	24	24	24	9	81	4.0	...	3
34...	60	17	15	15	...	2	2	8	9000	4.8	9	59	4.4	...	4
35...	33	18	17	17	...	1	1	10	12000	5.8	2
36...	10	10	10	10	9	10000	4.7	1	1
37...	15	10	10	10	4	3
38...	57	20	15	15	...	5	5	16	7000	5.0	3
39...	59	20	17	15	2	3	3	14	7000	5.1	5	62	4.2	...	3
40...	72	20	17	17	...	3	3	11	9000	5.4	9	82	4.8	...	3
41...	2	1
42...	7	2
43...	53	14	12	10	2	2	2	11	10500	5.5	3	...	1	...	1
44...	63	23	21	20	1	2	2	11	8500	5.2	9	72	4.3	...	1
45...	65	27	25	25	...	2	2	17	7500	5.2	9	62	4.0	...	2
46...	27	10	10	8	2	6	10000	5.2	4

City Block Characteristics

Table 2.—CHARACTERISTICS OF HOUSING UNITS, BY BLOCKS: 1960—Con.

["Total population" contains no persons in group quarters unless preceded by asterisk: one asterisk (*) denotes less than 10 percent; two asterisks (**), 10 percent or more]

Blocks within census tracts	Total population	All housing units by condition and plumbing								Occupied housing units								
		Total	Sound			Deteriorating			Dilapidated	Owner occupied			Renter occupied			1.01 or more persons per room		
			Total	With all plumbing facilities	Lacking some or all facilities	Total	With all plumbing facilities	Lacking some or all facilities		Total	Average value (dollars)	Average number of rooms	Total	Average contract (dollars)	Average number of rooms		Occupied by non-white	
47...	20	5	4	4	...	1	1	3	1	
48...	48	18	16	16	...	2	2	12	11000	5.2	5	65	3.4	...	2	
49...	71	20	20	20	15	10500	4.3	5	76	4.0	...	1	
50...	39	12	10	10	...	2	2	8	10500	5.6	3	3	
51...	51	16	16	16	14	12000	4.9	2	1	
52...	55	18	17	17	...	1	1	15	10000	5.3	2	2	
53...	32	11	11	11	6	7000	5.0	4	
54...	60	24	23	23	...	1	1	16	8000	5.1	3	
55...	116	45	39	39	...	6	3	3	...	31	9000	5.1	10	59	4.3	...	1	
56...	54	17	16	16	...	1	1	14	16000	6.2	1	2	
57...	29	15	14	11	3	1	1	7	7500	4.4	4	
58...	75	26	24	21	3	2	2	19	7500	5.6	4	...	4.0	...	1	
59...	67	25	23	21	2	2	2	17	8000	5.1	6	2	
60...	72	20	14	14	...	2	5	17	7500	5.1	3	3	
61...	53	18	16	16	...	2	2	...	1	13	6500	6.2	5	73	5.0	...	3	
62...	46	20	16	16	...	2	2	16	7000	5.4	2	1	1	
63...	69	33	31	28	6	2	3	...	1	16	8500	5.0	14	55	3.6	...	3	
64...	98	30	21	15	6	2	2	13	8500	5.4	15	56	3.7	...	5	
65...	59	21	21	21	7	2	...	14	6000	5.1	6	51	4.2	...	1	
66...	79	28	28	25	3	18	7000	5.4	7	61	3.7	...	3	
67...	37	15	14	12	2	1	1	10	6500	3.9	4	2	
68...	59	25	23	23	...	2	2	10	9500	4.5	13	59	3.8	...	4	
69...	51	18	18	18	11	9500	5.1	6	...	4.7	...	1	
70...	49	18	18	16	2	7	7000	4.7	8	56	3.3	...	4	
71...	47	26	26	23	3	5	...	5.0	21	57	2.4	...	3	
72...	35	14	13	13	1	2	12	59	3.3	...	1	
73...	71	41	40	18	22	1	1	5	...	4.0	28	45	2.5	...	3	
74...	12	4	2	
76...	25	17	15	14	1	8500	5.2	6	50	4.0	...	1	
77...	57	29	20	17	3	2	6	3	...	13	10500	5.2	12	60	3.2	...	2	
78...	56	31	28	22	6	3	3	12	9500	5.0	13	65	3.2	...	2	
79...	69	24	18	16	2	6	4	13	9500	5.5	9	54	2.9	...	3	
80...	76	34	22	21	1	12	10	2	...	13	8000	5.1	17	64	4.0	...	2	
81...	45	15	8	8	...	7	5	7	8500	5.9	8	64	5.5	...	1	
82...	41	30	8	6	2	22	17	3	18	45	2.7	...	2	
83...	39	43	43	9	34	1	23	35	1.6	...	3	
84...	**86	49	41	24	17	8	1	33	41	2.1	...	2	
85...	17	5	5	5	1	4	
86...	19	10	10	10	5	...	4.0	4	1	
87...	39	14	14	14	6	13500	6.7	7	64	4.1	
88...	**56	13	11	11	...	2	2	7	8000	4.9	5	41	3.4	...	1	
89...	**23	4	
90...	33	10	9	9	1	2	2	8	8000	5.0	3	1	
91...	62	37	21	9	12	15	9	6	...	7	...	4.9	24	51	3.1	...	1	
92...	63	21	13	13	...	8	6	2	1	14	6500	4.8	6	43	4.0	...	4	
93...	43	11	5	5	...	6	5	1	...	10	6500	5.0	1	3	
95...	36	10	6	6	...	4	4	8	8000	5.1	2	1	
96...	14	8	4	4	...	4	...	2	2	4	
99...	3	
14.....	*4187	1571	1201	1137	64	364	301	58	5	6	907	10000	5.3	512	60	3.9	1	140
1.....	16	5	4	4	3	1	1	
2.....	55	14	14	14	8	10500	5.4	6	60	4.2	...	4	
3.....	26	10	8	8	...	2	2	5	...	5.2	5	73	3.8	
4.....	47	13	8	8	...	5	4	...	1	12	9000	5.7	1	1	
5.....	27	7	7	7	6	8000	4.7	1	1	
6.....	21	8	6	5	1	2	1	...	1	7	7500	4.3	1	1	
7.....	20	8	8	8	5	...	4.2	2	
8.....	52	14	13	13	10	12500	5.3	4	
9.....	30	6	6	6	6	12500	5.3	2	
10.....	11	5	5	5	2	2	
11.....	66	17	15	15	...	2	2	13	14000	5.5	4	3	
12.....	33	9	8	8	...	1	1	9	10500	5.6	1	
13.....	57	19	18	18	...	1	1	12	11000	4.8	6	74	4.2	...	1	
14.....	50	14	14	14	10	12500	4.5	2	4	
15.....	61	17	17	17	15	12500	4.9	2	3	
16.....	55	18	14	14	...	4	2	14	7500	4.6	3	3	
17.....	**69	17	15	15	...	2	2	2	...	12	10500	5.0	4	6	
18.....	46	18	15	15	...	3	3	14	12000	5.1	3	
19.....	52	20	18	16	2	2	2	16	11000	4.5	4	1	
20.....	60	19	19	19	16	13000	5.0	1	3	
22.....	52	17	16	16	...	1	1	7	11500	5.6	9	66	4.4	...	4	
23.....	37	17	15	15	...	2	1	1	...	13	11500	5.0	2	
24.....	15	6	6	6	4	2	
26.....	27	11	11	10	1	7	15000	5.4	2	
29.....	36	17	1	1	...	16	16	4	
30.....	51	24	15	15	...	9	7	2	...	7	9000	5.4	5	57	3.8	...	1	
31.....	103	47	37	28	9	10	6	4	...	14	9500	5.6	6	61	3.5	
32.....	65	25	20	18	2	4	4	16	11000	4.7	19	54	3.6	...	6	
33.....	37	17	14	14	...	3	3	...	1	14	9500	5.9	10	55	3.5	...	1	
34.....	69	23	20	16	4	3	3	11	9000	5.5	4	
35.....	50	17	14	14	...	3	3	16	9500	5.6	7	55	3.7	...	4	
36.....	82	20	20	20	14	11500	5.4	3	1	...	
38.....	32	15	13	13	...	2	2	14	11000	5.8	5	...	5.4	...	4	
39.....	50	17	15	15	...	2	2	12	8500	4.9	2	
40.....	52	21	20	20	...	1	1	14	10000	5.1	2	1	
41.....	55	19	19	19	12	8500	4.8	4	4	
										9	11500	6.0	7	70	3.9	...	1	

Table 2.—CHARACTERISTICS OF HOUSING UNITS, BY BLOCKS: 1960—Con.

["Total population" contains no persons in group quarters unless preceded by asterisk; one asterisk (*) denotes less than 10 percent; two asterisks (**), 10 percent or more]

Blocks within census tracts	Total population	All housing units by condition and plumbing								Occupied housing units								
		Sound			Deteriorating			Dilapidated	Owner occupied			Renter occupied			Occupied by non-white	1,01 or more persons per room		
		Total	With all plumbing facilities	Lacking some or all facilities	Total	With all plumbing facilities	Lacking some or all facilities		Total	Average value (dollars)	Average number of rooms	Total	Average contract rent (dollars)	Average number of rooms				
							With flush toilet										No flush toilet	
42...	46	16	12	12	...	4	4	12	11500	5.3	2		
43...	57	19	12	11	1	6	5	1	...	1	12	11000	5.5	6	50	3.5	...	2
44...	60	25	15	15	...	10	10	13	10000	4.5	11	66	4.2	...	3
45...	52	21	20	20	...	1	1	16	9000	5.3	4
46...	61	29	20	17	3	9	4	5	15	9500	5.8	10	53	3.2	...	2
47...	72	28	25	15	10	3	3	12	11000	5.8	12	55	3.2	...	3
48...	55	19	13	13	...	6	6	13	10000	5.7	4
49...	45	19	15	14	1	4	4	11	12500	5.9	6	55	3.8	...	3
50...	89	30	22	22	...	8	5	3	16	9500	5.8	13	57	4.2	...	2
51...	61	25	17	16	1	8	7	1	13	10000	5.8	9	59	3.4	...	2
52...	60	28	16	16	...	12	8	4	14	10000	5.8	12	61	3.4	...	1
53...	88	29	23	21	2	6	6	17	11000	5.8	10	50	3.9	...	1
54...	**46	22	8	8	...	14	13	1	10	8500	5.0	10	42	3.8
55...	74	31	3	1	2	28	22	6	13	10000	5.2	17	53	3.3	...	3
56...	62	25	7	7	...	18	16	2	13	12000	5.2	10	69	3.7
57...	*71	21	3	3	...	18	18	9	8000	5.6	11	95	5.2	...	2
58...	57	22	22	18	4	14	9500	5.5	4
59...	19	13	12	12	...	1	1	6	12000	5.2	4
60...	**55	12	8	7	1	4	3	...	1	...	3	7	59	5.3	...	4
61...	51	25	24	24	...	1	1	12	7500	5.3	10	59	2.8	...	1
62...	50	19	18	18	...	1	1	11	10500	5.4	8	58	3.6	...	2
63...	23	13	13	13	10	9500	5.2	2
64...	62	29	23	19	4	6	6	15	7000	4.7	8	54	4.1	...	2
65...	84	36	21	19	2	14	7	7	...	1	20	8500	5.5	10	52	3.4	...	4
66...	71	39	18	17	1	21	9	12	11	9000	4.6	21	51	2.6	...	3
67...	62	39	18	15	3	21	14	7	11	9000	5.4	24	46	3.1
68...	56	25	16	15	1	9	9	9	9500	5.3	13	56	3.4	...	2
69...	42	17	15	15	...	2	2	11	9000	5.3	5	64	5.0	...	1
70...	72	27	23	18	5	4	4	15	8500	6.2	7	55	3.1	...	3
71...	47	24	23	23	...	1	1	14	10000	4.9	7	59	4.3
72...	53	24	23	23	...	1	1	8	10500	5.4	13	60	5.1
73...	17	7	3	3	...	3	3	1	7	10000	4.4
75...	44	12	9	9	...	3	2	1	1	11	60	4.3	...	4
76...	43	11	10	10	...	1	1	7	6500	5.7	4	3
77...	26	9	8	8	...	1	1	6	6500	6.0	1	1
78...	40	15	15	15	12	8500	5.6	3
79...	48	15	15	15	13	7500	5.6	2
80...	26	13	11	10	1	2	2	8	8000	5.0	3
81...	63	28	21	20	1	7	6	1	19	7000	4.8	7	53	4.3	...	2
82...	50	30	16	16	...	2	2	14	7500	4.7	3	2
83...	117	37	27	27	...	10	10	23	7500	5.3	12	60	4.1	...	6
84...	25	4
85...	51	17	15	14	1	2	2	11	6500	4.8	4	3
86...	83	31	26	25	1	5	5	11	8000	4.7	16	68	3.8	...	5
88...	20	9	8	8	...	1	1	7	10500	4.3	2
89...	33	12	11	11	...	1	1	5	6000	5.0	5	46	3.0	...	3
90...	1	2
91...	14	3
92...	16	6	6	6	4	2
15.....	*3319	1243	958	897	61	237	205	30	2	48	631	10000	5.3	475	61	3.9	115	127
2...	91	34	19	19	...	12	12	3	21	6500	5.5	9	58	4.6	5	4
3...	73	23	21	21	...	2	2	15	8500	5.9	6	68	3.7	8	1
4...	96	24	21	20	1	3	3	17	8000	5.5	6	67	5.2	1	5
5...	76	26	20	20	...	6	4	2	10	9500	4.8	16	64	4.1	15	3
6...	71	26	16	15	1	8	5	3	...	2	16	8000	5.3	7	50	4.3	15	4
7...	60	23	17	16	1	4	3	1	...	2	13	7500	4.9	8	53	3.3	14	2
8...	33	14	12	12	...	2	2	9	6000	6.1	3
9...	72	26	20	20	...	6	6	16	15000	5.0	7	85	4.1	...	2
11...	38	14	13	13	...	1	1	10	16500	5.5	1	1
12...	4	1
13...	47	21	19	19	...	2	2	12	9500	4.9	6	78	4.5
14...	88	32	31	30	1	1	1	19	13000	5.5	11	54	3.9	3	3
15...	84	34	31	28	3	3	3	20	8000	5.4	12	52	3.5	3	3
16...	**66	18	4	4	...	8	8	6	9	10000	4.6	5	59	3.2	8	4
17...	59	22	18	18	...	2	2	2	14	10000	5.5	6	64	4.5	8	2
18...	110	42	25	23	2	14	14	3	14	7000	4.8	23	68	3.9	16	7
19...	71	27	26	23	3	1	1	16	8500	5.3	9	51	2.8	3	4
20...	32	14	12	12	...	1	1	1	10	9000	5.0	3	2	1
21...	59	17	17	15	2	14	10000	6.3	2	1	3
22...	74	30	28	28	...	2	2	20	9500	5.6	7	60	3.6	...	3
23...	54	16	14	14	...	1	1	1	11	16500	6.1	2	2	2
24...	112	34	32	32	...	2	2	24	11500	5.6	7	94	5.3	...	3
25...	2
26...	84	35	27	27	...	8	4	3	...	1	16	7500	5.7	9	64	4.3	...	3
27...	41	15	15	13	2	6	8500	4.8	8	53	3.6	...	2
28...	36	15	15	15	9	8500	5.1	4
29...	26	10	6	5	1	4	2	2	7	...	4.7	3
30...	59	19	19	19	9	15500	6.2	9	67	4.6	1	1
31...	70	30	28	25	3	2	1	1	15	8500	5.2	10	59	3.3	1	3
32...	80	28	28	24	4	16	9500	5.6	8	42	3.9	1	3
33...	71	24	13	11	2	8	8	3	8	6000	5.1	13	67	4.4	...	2
35...	91	33	24	22	2	6	6	3	18	10000	6.2	10	56	3.3	...	3
36...	54	20	9	7	2	10	8	2	...	1	4	15	52	2.6	2	6
37...	72	34	19	14	5	15	13	2	19	8500	5.0	10	61	3.8	...	1
38...	93	35	33	33	...	2	2	15	9000	5.3	19	58	4.1	...	2
39...	86	33	32	32	...	1	1	11	11000	5.7	17	60	4.0	...	4

Table 2.—CHARACTERISTICS OF HOUSING UNITS, BY BLOCKS: 1960—Con.

["Total population" contains no persons in group quarters unless preceded by asterisk; one asterisk (*) denotes less than 10 percent; two asterisks (**), 10 percent or more]

Blocks within census tracts	Total population	All housing units by condition and plumbing										Occupied housing units							
		Sound				Deteriorating				Dilapidated	Owner occupied			Renter occupied					
		Total	With all plumbing facilities	Lacking some or all facilities	Total	With all plumbing facilities	Lacking some or all facilities		Total		Average value (dollars)	Average number of rooms	Total	Average contract rent (dollars)	Average number of rooms	Occupied by non-white	1.01 or more persons per room		
							With flush toilet	No flush toilet											
40...	70	22	22	22	11	19000	5.5	9	71	4.6	...	4	
42...	46	15	15	14	1	9	9500	5.3	5	67	5.6	...	3	
43...	48	19	18	18	1	10	13000	5.0	7	61	4.3	...	2	
44...	87	36	34	33	1	2	1	1	19	8500	5.3	15	59	4.3	
45...	82	32	9	9	...	20	20	3	10	8500	5.3	21	58	3.6	...	5	
46...	**80	23	17	16	1	5	3	2	11	11000	5.4	11	62	4.1	
47...	37	16	2	2	...	9	9	5	4	9	48	3.6	...	2	
48...	66	27	13	13	...	14	14	12	10000	4.9	14	69	3.9	...	1	
49...	94	33	15	12	3	16	11	5	...	2	10	...	6.0	19	60	3.5	...	7	
50...	52	25	11	9	2	14	12	2	8	9000	4.6	16	55	3.9	...	3	
51...	4	3	
52...	18	8	7	7	1	6	...	4.7	1	
53...	39	15	14	14	...	1	1	5	9500	5.2	10	56	4.3	...	1	
54...	6	2	
56...	30	14	10	7	3	3	1	2	...	1	2	11	46	3.3	...	2	
57...	54	33	28	19	9	5	2	3	...	9	10000	5.2	16	60	3.6		
58...	40	24	11	11	...	7	7	6	5	...	6.8	9	74	3.9	...	1	
59...	5	2	
60...	39	16	14	8	6	2	2	9	9000	6.0	6	56	3.3	
61...	9	2	
65...	78	24	24	24	21	...	3.1	3	7	
16.....	**3938	2123	1958	1430	528	150	101	48	1	15	373	19000	6.0	1438	66	3.0	4	40	
1.....	82	39	39	31	8	22	15000	6.8	11	65	3.2	...	1	
2.....	**103	39	39	36	3	12	13500	7.8	25	70	3.4	...	1	
3.....	57	25	25	21	4	5	...	6.4	17	73	4.2	...	1	
4.....	75	44	30	28	2	12	10	2	8.7	34	81	3.4	
5.....	**57	30	30	30	10	27000	8.1	17	77	2.9	
6.....	24	21	21	19	2	16	70	3.3	
7.....	**384	9	9	9	9	...	1.7	...	1	
8.....	**249	1	
9.....	**114	64	35	21	14	27	17	10	...	2	14	21000	6.6	33	65	2.9	...	2	
10.....	**72	31	25	25	...	6	3	3	9	13000	6.1	20	64	2.6	
11.....	111	49	40	38	2	7	5	2	...	2	12	12500	6.3	31	77	4.5	...	2	
12.....	**90	42	36	26	10	6	6	17	13000	5.6	22	61	3.4	
13.....	87	44	42	30	12	2	2	17	12500	6.1	19	64	3.5	
14.....	64	56	56	34	22	15	20000	5.7	24	65	2.7	...	1	
15.....	32	29	27	22	5	1	1	1	7	...	4.0	14	57	2.6	
16.....	85	61	55	41	14	6	6	10	...	5.0	47	63	3.0	...	1	
17.....	21	13	10	10	...	3	3	3	10	54	4.2	
19.....	12	12	12	12	2	8	58	3.1	
20.....	54	42	42	28	14	6	...	8.0	28	84	3.1	...	1	
21.....	45	25	25	23	2	10	28000	7.0	12	69	4.5	
22.....	84	64	63	45	18	1	...	1	9	...	6.0	41	69	3.5	...	2	
23.....	128	87	85	46	39	2	...	2	10	...	4.7	67	49	2.8	...	1	
24.....	113	82	70	48	22	12	2	10	13	11000	5.4	46	55	3.1	...	2	
25.....	**67	36	23	15	8	7	5	2	6	12000	5.5	23	55	2.9	...	1	
26.....	114	60	44	36	8	12	6	6	...	4	13	...	4.5	40	62	3.5	...	3	
27.....	72	57	57	47	10	10	26000	5.7	40	56	2.8	
28.....	80	58	58	44	14	9	...	5.3	41	67	3.2	...	1	
29.....	95	74	74	74	1	70	101	3.4	...	1	
30.....	5	6	6	6	3	
31.....	67	50	48	43	5	2	2	10	19500	5.2	29	68	3.7	
32.....	72	46	46	44	2	7	...	5.7	36	70	3.1	
33.....	89	69	69	52	17	8	...	5.4	53	64	2.7	
34.....	110	66	41	40	1	25	17	8	15	18500	6.1	50	59	3.3	...	1	
35.....	128	72	54	48	6	18	16	2	17	15000	5.7	52	57	2.8	
36.....	42	21	21	10	11	4	16	75	3.3	...	1	
37.....	70	45	45	27	18	8	...	5.3	30	65	2.8	...	1	
38.....	114	70	70	46	24	10	15000	5.8	48	66	2.6	...	2	
39.....	96	60	60	38	22	4	45	65	2.7	...	7	
40.....	96	71	71	48	23	9	...	5.7	52	56	2.7	...	2	
41.....	59	58	58	29	29	4	38	67	2.1	...	1	
42.....	83	66	66	51	15	5	...	5.4	50	83	3.0	
43.....	7	3	2	
44.....	184	135	134	56	78	1	1	10	22000	6.1	99	64	2.8	1	2	
45.....	**145	91	91	49	42	11	16000	6.0	72	57	2.2	1	2	
17.....	2297	929	475	414	61	382	302	75	5	72	438	8500	5.3	386	59	3.7	240	103	
1.....	35	22	21	21	...	1	1	9	...	4.7	9	74	3.9	1	1	
2.....	32	11	10	10	...	1	1	8	11000	5.1	2	1	1	
3.....	7	4	1	1
4.....	49	25	12	12	...	13	12	1	14	11500	5.9	6	182	5.8	...	1	
5.....	63	26	23	23	...	3	3	16	14000	5.9	8	76	4.6	...	6	
6.....	96	46	21	21	...	25	22	3	19	9500	5.6	22	59	3.4	
9.....	2	1
10.....	15	7	4	4	...	3	2	1	5	...	4.8	2	1	
11.....	42	13	9	9	...	4	2	2	10	8000	5.4	3	
12.....	79	31	23	21	2	8	8	24	8000	5.4	6	56	3.7	1	2	
13.....	57	22	15	15	...	5	4	1	...	2	12	9000	4.9	6	56	4.7	...	3	
14.....	87	35	16	16	...	19	12	7	18	11000	6.0	15	59	3.9	...	5	
15.....	84	44	11	10	1	26	21	5	...	7	12	8500	5.0	22	50	3.5	...	9	
16.....	106	35	12	8	4	15	12	3	...	8	13	7500	4.8	20	54	3.5	...	3	
17.....	70	24	6	6	...	10	9	1	...	8	11	9000	5.5	10	57	4.7	14	2	
18.....	21	5	1	1	...	4	4	3	1	2	
19.....	66	18	4	4	...	5	5	10	5000	5.4	6	61	4.0	6	5	

Table 2.—CHARACTERISTICS OF HOUSING UNITS, BY BLOCKS: 1960—Con.

["Total population" contains no persons in group quarters unless preceded by asterisk; one asterisk (*) denotes less than 10 percent; two asterisks (**), 10 percent or more]

Blocks within census tracts	Total population	All housing units by condition and plumbing									Occupied housing units							
		Total	Sound			Deteriorating			Dilapidated	Owner occupied			Renter occupied			Occupied by non-white	1.01 or more persons per room	
			Total	With all plumbing facilities	Lacking some or all facilities	Total	With all plumbing facilities	Lacking some or all facilities		Total	Average value (dollars)	Average number of rooms	Total	Average contract rent (dollars)	Average number of rooms			
								With flush toilet										No flush toilet
20...	34	11	5	3	2	6	6	8	8000	4.8	3	2
21...	2	2
22...	20	9	6	6	...	3	3
23...	39	18	4	3	1	9	5	2	2	5	11	8500	4.5	3	2
24...	59	19	10	6	4	8	7	1	...	1	9	8500	4.7	9	63	3.8	17	4
25...	60	19	6	6	...	8	6	2	...	5	9	6500	5.3	9	58	5.1	17	4
26...	104	36	12	11	1	18	16	2	...	6	16	7000	5.7	17	49	3.0	29	8
27...	110	46	14	11	3	23	17	6	...	9	16	6500	5.1	22	62	3.7	36	4
28...	117	46	21	13	8	22	10	12	...	3	11	10000	5.9	29	53	2.8	31	8
29...	196	79	32	28	4	46	38	8	...	1	32	9500	5.7	43	56	3.5	12	9
30...	112	48	33	30	3	15	10	5	20	9000	5.3	23	60	3.9	14	5
31...	101	45	12	10	2	30	23	6	1	3	21	7000	5.5	15	64	3.7	14	3
33...	104	45	42	34	8	3	3	29	10500	5.2	11	55	3.2	...	3
34...	76	31	20	20	...	11	10	1	16	9000	4.6	12	68	3.9	5	7
35...	129	47	20	17	3	22	18	3	1	5	22	6500	5.0	18	54	4.2	9	1
36...	25	12	10	4	6	2	2	5	...	4.2	6	44	1.8	...	1
37...	98	47	38	29	9	9	5	4	17	8500	5.3	24	58	3.2	12	2
18.....	**3243	1041	1004	975	29	37	28	9	737	14000	5.5	247	80	4.1	...	23
1... 1	34	17	17	17	12	20000	6.3	4
2... 2	47	14	14	14	14	23000	7.0
3... 3	**9
4... 4	70	17	17	17	13	17500	6.4	4	2
5... 5	33	16	16	16	16	16500	5.3
6... 6	32	15	15	14	1	11	15500	5.5	3
7... 7	60	21	21	21	13	12500	5.0	6	88	4.8	...	1
8... 8	57	26	21	19	2	5	5	16	8500	4.9	7	59	3.9	...	1
9... 9	39	15	15	15	13	18000	6.3	2
10... 10	86	37	35	34	1	2	2	24	9500	4.9	12	71	4.4
11... 11	125	51	49	47	2	2	2	35	9500	5.3	14	63	3.8	...	2
12... 12	64	20	20	20	15	16500	6.1	5	87	4.6
13... 13	51	18	17	17	...	1	1	14	12000	6.1	3
14... 14	43	19	19	17	2	14	16500	5.1	5	70	3.8
15... 15	45	17	17	17	15	16000	5.8	1
16... 16	49	19	19	19	14	19500	5.9	5	93	4.4
17... 17	49	22	22	22	16	17500	5.4	5	73	3.0
18... 18	48	19	19	19	14	19500	5.9	3
19... 19	38	17	17	17	14	18000	5.1	2
20... 20	46	14	14	14	13	18000	6.5	1
22... 22	51	23	23	21	2	14	18500	5.6	4	1
23... 23	42	20	20	20	18	15000	4.9	2
24... 24	58	21	21	21	15	16000	5.1	6	92	5.5
25... 25	46	17	17	17	16	17000	6.4	1
26... 26	42	18	18	18	14	15000	5.5	3	1
27... 27	59	22	22	22	16	13500	5.3	6	160	4.0
28... 28	51	24	24	21	3	16	11500	5.2	5	75	3.2	...	1
29... 29	73	24	24	24	17	14000	5.6	7	85	3.9	...	1
30... 30	100	45	41	40	1	4	4	28	10500	5.2	15	66	3.9	...	1
31... 31	92	39	31	29	2	8	1	7	21	9500	5.7	11	65	4.5	...	2
32... 32	**55	20	20	20	17	13000	5.2	2	1
33... 33	65	24	24	24	18	13000	5.1	6	87	5.0
34... 34	54	23	23	23	17	13000	5.1	5	89	4.4
35... 35	44	20	20	20	12	14500	5.3	7	85	4.7
36... 36	48	22	22	22	15	16500	6.3	5	83	3.8
37... 37	56	21	21	21	16	14500	5.7	3	1
38... 38	5	3
44... 44	60	18	18	18	15	15500	5.7	3	1
45... 45	35	18	18	18	17	14500	5.2	1
46... 46	50	24	24	24	23	10500	5.1	1
47... 47	51	24	23	23	...	1	1	20	10500	5.1	3
48... 48	58	23	23	23	14	12000	5.2	7	78	3.4	...	2
49... 49	108	38	32	32	...	6	5	1	28	10000	5.2	6	72	4.5	...	3
50... 50	48	29	27	14	13	2	2	11	11500	5.5	12	47	2.6
51... 51	47	22	21	21	...	1	1	15	12000	5.2	7	51	4.4	...	1
52... 52	60	26	21	21	...	5	4	1	18	11500	5.0	7	74	4.3
53... 53	72	39	39	39	9	11500	4.3	29	80	3.6	...	1
55... 55	**688
19.....	*1807	560	505	499	6	46	45	...	1	9	371	13000	5.2	160	72	4.2	3	58
1... 1	*25	5	5	5	5	...	6.2	1
2... 2	60	15	15	15	14	13000	5.3	1	2
3... 3	81	17	17	17	16	12500	5.3	1	6
4... 4	79	21	21	21	16	13000	4.9	5	81	4.0	...	5
5... 5	173	42	42	42	34	13000	5.2	7	99	5.0	...	5
6... 6	52	12	11	11	...	1	1	11	9500	4.8	1	4
7... 7	38	10	10	10	10	14500	5.9
8... 8	46	12	10	10	...	2	1	1	8	9000	5.4	2	2
10... 10	8	2
11... 11	7	4
12... 12	34	11	11	11	8	24000	7.1	3
13... 13	36	17	17	17	9	18500	5.8	7	75	2.9
14... 14	16	11	7	7	...	4	9	12000	4.4
15... 15	38	12	9	9	...	3	3	6	14000	4.5	6	107	5.3
16... 16	62	22	16	16	...	3	3	13	9500	4.7	6	70	4.0	...	3
17... 17	42	13	12	12	7	13000	6.3	5	69	4.2	...	1
18... 18	20	7	7	7	6	13500	7.0	1
19... 19	37	11	9	9	4	7	62	3.9	...	3

City Block Characteristics

Table 2.—CHARACTERISTICS OF HOUSING UNITS, BY BLOCKS: 1960—Con.

["Total population" contains no persons in group quarters unless preceded by asterisk; one asterisk (*) denotes less than 10 percent; two asterisks (**), 10 percent or more]

Blocks within census tracts	Total population	All housing units by condition and plumbing									Occupied housing units									
		Total	Sound			Deteriorating			Dilapidated	Owner occupied			Renter occupied							
			Total	With all plumbing facilities	Lacking some or all facilities	Total	With all plumbing facilities	Lacking some or all facilities		Total	Average value (dollars)	Average number of rooms	Total	Average contract rent (dollars)	Average number of rooms	Occupied by non-white	1.01 or more persons per room			
20...	47	17	17	17	11	12000	4.9	3
21...	56	19	15	15	6	10000	4.7	11	...	68	3.8
22...	48	16	14	13	1	1	1	7	...	6.4	6	72	4.2
23...	40	10	10	10	8	15500	6.1	2
24...	70	21	21	21	14	13000	6.1	7	70	4.3
25...	35	14	14	14	12	14000	5.1	2
27...	51	15	15	14	1	13	11000	4.9	2
28...	48	16	16	15	1	12	11500	4.8	3
29...	64	20	20	20	13	11000	4.6	7	71	3.9
30...	27	7	7	7	5	11000	5.4	2
31...	25	7	7	7	5	13500	5.4	2
32...	40	8	8	8	11	13500	4.6	3
33...	53	18	16	16	8	13500	4.9	10	65	4.5	1
34...	52	19	19	18	1	3	2	9	13500	4.0	10	65	4.0
35...	37	11	7	6	1	4	4	4	7	65	4.0
36...	30	10	7	7	...	3	3	8	13500	5.3	2
37...	53	17	11	11	...	6	6	13	13500	4.5	4
39...	32	9	8	8	...	1	1	6	13500	5.3	3
40...	51	17	15	15	...	2	2	8	13500	4.9	6	65	3.8
41...	61	21	21	21	11	13500	5.2	9	65	4.3
42...	33	14	12	12	...	2	2	7	13500	4.6	7	65	4.4	1
20.....	584	147	147	146	1	128	15000	5.5	16	115	5.4	12
1...	42	9	9	9	8	13000	5.4	1	2
2...	57	16	16	16	15	14500	5.2	1
3...	151	35	35	35	28	14500	5.4	7	116	5.0	3
4...	117	31	31	30	1	27	15000	5.3	3	3
5...	53	13	13	13	12	16500	5.6	1
6...	164	43	43	43	38	16000	5.8	5	110	5.6	2
21.....	*2585	796	762	761	1	30	30	4	599	14000	5.1	108	78	3.9	5	72	...
1...	223	67	67	67	56	14500	5.8	5
2...	152	34	34	34	33	15000	5.7	1	6
4...	**106	20	20	20	12	16500	5.5	7	...	2.9	1
5...	110	32	32	32	29	15500	5.6	3	1
6...	119	35	35	35	30	15500	5.1	1	1
7...	24	8	8	8	7	14000	5.1
8...	87	23	23	23	19	16000	5.2	1	1
9...	14	4
10...	72	20	20	20	20	17000	5.7
11...	58	24	24	24	13	19000	6.0	1	2
12...	19	8	8	8	6	13500	5.0
13...	...	4
14...	...	7	7	7
15...	...	2
16...	...	2
21...	...	5	5	5
25...	...	4
26...	16	4
31...	10	2
33...	11	3
35...	74	20	20	20	16	17500	5.5
36...	53	15	15	15	14	15000	5.4
37...	97	24	24	24	23	14000	5.7	1	3
38...	97	27	27	27	24	14500	5.3	1	1
39...	72	19	19	19	17	12500	4.8	1	5
40...	36	8	8	8	6	15000	5.7	2	1
41...	43	15	15	15	12	11000	4.5	3	1
42...	85	29	28	28	...	1	1	21	10000	4.2	7	77	4.3	3
44...	119	39	37	37	...	2	2	32	8500	4.0	7	75	4.0	6
45...	50	17	17	17	11	9000	4.2	4	2
46...	75	20	20	20	13	9500	4.1	7	83	4.3	4
47...	154	50	50	50	41	8500	4.0	8	81	4.0	6
48...	52	18	18	18	14	9000	4.0	2	5
49...	16	5	5	5	5	11500	4.0
50...	17	4
51...	**49	10	10	10	9	14500	5.2	1	2
52...	71	18	18	18	17	15500	5.6	1	2
53...	50	12	12	12	12	14000	5.1	3
54...	25	15	15	15	8	15000	5.6	1
55...	5	3
56...	11	2
63...	44	17	3	3	...	13	13	7	13500	4.6	5	65	2.6	2
64...	59	23	18	17	1	5	5	14	13500	4.7	8	65	3.4
65...	47	14	12	12	...	2	2	7	13500	5.0	7	65	4.6	2
66...	45	18	14	14	...	4	4	10	13500	5.2	7	65	3.0	2
67...	33	14	13	13	...	1	1	5	...	5.0	9	65	3.3	1
68...	41	15	14	14	...	1	1	9	13500	4.8	6	65	3.3	2
69...	33	12	10	10	...	1	1	7	13500	4.6	4	2
70...	11	5	3	3	2	1
22.....	*5277	2165	1730	1520	210	367	239	127	1	68	986	11500	5.2	968	64	3.7	121	156
1...	48	23	23	23	13	14500	5.0	10	75	3.5	1
2...	48	21	21	21	13	13500	4.9	7	116	5.9	1
3...	59	27	24	24	...	3	3	10	16500	6.2	14	71	4.9
4...	52	24	21	21	...	3	3	16	15500	5.9	8	62	3.1

Table 2.—CHARACTERISTICS OF HOUSING UNITS, BY BLOCKS: 1960—Con.

["Total population" contains no persons in group quarters unless preceded by asterisk: one asterisk (*) denotes less than 10 percent; two asterisks (**), 10 percent or more]

Blocks within census tracts	Total population	All housing units by condition and plumbing									Occupied housing units							
		Total	Sound			Deteriorating			Dilapidated	Owner occupied			Renter occupied			Occupied by non-white	1.01 or more persons per room	
			Total	With all plumbing facilities	Lacking some or all facilities	Total	With all plumbing facilities	Lacking some or all facilities		Total	Average value (dollars)	Average number of rooms	Total	Average contract rent (dollars)	Average number of rooms			
							With flush toilet	No flush toilet										
5...	52	26	25	25	...	1	10	18	12000	5.1	7	63	3.7
6...	60	26	16	16	...	10	10	19	12500	5.2	6	50	3.7	...	2
7...	*143	54	35	35	...	19	19	32	14500	6.0	19	81	4.2	...	2
8...	51	27	24	18	6	3	1	2	13	15000	5.0	11	70	3.8
9...	129	47	43	33	10	4	4	21	12500	6.1	23	57	3.7	...	4
10...	127	70	44	31	13	24	12	12	...	2	22	11000	6.1	32	56	3.1	...	2
11...	105	48	36	22	14	9	5	4	...	3	12	11500	6.1	31	58	3.3	...	5
12...	106	59	48	30	18	11	6	5	11	11000	5.4	41	52	2.7	1	7
13...	186	92	28	13	15	41	25	15	1	23	18	8500	4.6	57	52	3.2	4	9
14...	127	56	16	13	3	27	15	12	...	13	22	5000	5.2	28	49	3.1	11	8
15...	172	72	47	38	9	20	13	7	...	5	26	8000	5.3	40	54	3.4	3	5
16...	124	48	40	32	8	7	7	1	25	8500	5.6	21	56	3.5	1	5
17...	110	42	37	33	4	5	5	14	8000	4.9	22	64	4.2	...	5
18...	53	22	16	16	...	6	6	13	7500	4.8	8	68	4.4
19...	61	29	28	23	5	1	1	13	10500	5.1	12	58	4.0	...	1
20...	96	48	35	25	10	7	7	6	16	10500	5.6	21	67	3.9	1	3
21...	67	29	27	26	1	2	2	19	10500	5.1	9	59	3.6	1	1
22...	62	23	22	17	5	1	1	12	9500	5.8	8	64	4.6	1	1
23...	51	18	18	18	17	12500	4.9	1	2
24...	35	17	17	17	12	12000	5.1	2
25...	60	20	20	20	12	13500	5.9	8	98	5.0
26...	89	38	38	38	16	14500	5.2	20	90	3.9	...	1
27...	28	12	12	12	9	14000	5.8	3
28...	55	25	25	25	12	15500	4.8	11	92	4.2
29...	65	25	24	23	1	1	13	15500	5.5	9	89	3.9
30...	32	17	17	17	8	13000	4.6	8	83	3.4
31...	63	28	28	28	17	16500	5.6	10	96	4.2
32...	54	20	20	20	9	15000	4.9	7	93	4.9	...	1
33...	68	24	24	24	17	15500	5.8	5	92	5.0	...	1
34...	49	20	20	20	14	17000	5.2	4
35...	43	17	17	17	14	12500	5.3	3
36...	**232	5	5	5	5	43	7.6
37...	91	45	39	27	12	6	4	2	14	...	5.0	25	60	4.0	1	2
38...	91	38	28	17	11	10	8	2	12	10000	5.7	20	53	4.0	...	3
39...	69	30	25	22	3	5	5	15	8000	4.7	9	58	3.1	1	3
40...	77	41	33	27	6	8	5	3	10	6000	5.2	27	80	3.7	...	1
41...	35	18	16	16	...	2	2	12	13000	5.3	4
42...	39	18	18	18	12	18500	5.9	6	99	5.7
43...	67	27	27	27	16	19000	5.8	9	103	4.8	...	1
44...	32	12	12	12	6	18500	6.7	5	107	5.6
45...	44	22	22	22	4	16	100	3.6
46...	54	24	24	23	1	6	...	5.5	16	82	3.8	...	1
49...	51	13	12	12	...	1	1	9	11500	5.1	4	3
50...	*61	7	4	4	...	3	2	1	4	3	3	...
51...	12	4
52...	47	19	19	19	9	9000	4.9	6	60	4.3	4	3
53...	36	27	24	20	4	3	...	3	3	19	54	3.1	1	...
54...	*77	39	24	12	12	15	2	13	10	...	5.2	26	51	2.8	3	4
55...	81	28	12	12	...	16	9	7	6	14000	6.7	18	50	4.3	5	4
56...	32	14	8	5	3	5	4	1	...	1	3	10	44	3.5	3	...
57...	*118	43	40	29	11	2	2	1	17	8500	5.4	25	59	3.0	26	7
58...	78	33	27	24	3	1	1	19	6500	4.8	12	62	4.0	10	3
60...	55	23	23	23	17	13000	4.9	5	78	4.8	...	1
61...	77	32	21	20	1	8	8	3	19	9500	4.8	10	68	4.1
62...	111	41	36	36	...	4	4	1	16	9500	4.9	20	64	3.6	12	4
63...	87	30	16	15	1	13	9	4	...	1	17	9000	5.0	10	103	4.0	13	4
64...	67	23	14	13	1	9	3	6	2	19	54	3.8	3	6
65...	80	57	35	34	1	22	6	16	6	...	5.0	42	49	2.5	...	2
66...	101	42	21	17	4	19	10	9	...	2	12	16500	5.5	24	52	3.7	6	6
67...	42	17	15	12	3	2	1	1	8	7000	6.1	8	49	4.5
68...	78	30	27	25	2	3	2	1	20	7500	5.1	9	53	3.3	1	6
69...	84	29	27	27	...	2	2	20	9000	4.9	7	61	4.1	3	3
70...	*70	31	30	30	...	1	1	24	8000	5.2	4	1
71...	52	24	24	24	13	10000	4.8	8	83	4.6	...	3
72...	219	85	84	75	9	1	...	1	76	...	3.2	8	55	3.3	1	17
23.....	*2254	1446	972	638	334	353	187	189	7	121	144	12500	4.9	1038	56	2.6	42	83
2.....	67	64	61	27	34	3	3	1	56	67	1.5	...	1
3.....	*24	11	11	11	11	63	2.8
4.....	57	45	39	26	13	6	4	2	33	59	3.2
6.....	92	93	87	23	64	5	2	3	...	1	1	65	54	2.3	2	...
7.....	100	80	68	25	43	12	1	11	5	...	5.2	65	41	2.2	1	2
8.....	*17	5	2	2	...	3	1	2	2	2
9.....	24	31	31	2	29	22	46	1.2	...	1
10.....	57	47	47	28	19	1	34	48	2.1	...	1
11.....	*54	48	48	33	15	45	61	1.9	...	2
15.....	31	41	20	20	...	21	5	16	28	60	2.1	...	1
16.....	6	6	6	1	5	6	54	1.2
17.....	4	3
18.....	46	41	18	8	10	23	7	16	33	52	2.4	...	1
19.....	103	84	49	42	7	32	29	3	...	3	4	66	59	2.7
20.....	85	57	7	7	...	47	24	23	12	6000	5.0	33	48	2.8	9	3
21.....	63	54	22	5	17	23	13	5	5	9	4	30	45	2.3	...	2
22.....	27	25	4	2	2	19	5	14	...	2	3	16	43	2.2	...	1
23.....	6	4
24.....	15	15	15	2	13	14	41	1.2

Table 2.—CHARACTERISTICS OF HOUSING UNITS, BY BLOCKS: 1960—Con.

["Total population" contains no persons in group quarters unless preceded by asterisk; one asterisk (*) denotes less than 10 percent; two asterisks (**), 10 percent or more]

Blocks within census tracts	Total population	All housing units by condition and plumbing									Occupied housing units								
		Sound					Deteriorating				Dilapidated	Owner occupied			Renter occupied			Occupied by non-white	1.01 or more persons per room
		Total	With all plumbing facilities	Lacking some or all facilities	Total	With all plumbing facilities	Lacking some or all facilities		Total	Average value (dollars)		Average number of rooms	Total	Average contract rent (dollars)	Average number of rooms				
							With flush toilet	No flush toilet											
18...	91	31	24	20	4	6	5	...	1	1	19	8000	5.6	12	45	3.8	1	4	
19...	38	17	11	10	1	5	4	...	1	1	8	6000	5.1	7	51	3.6	...	1	
21...	61	15	12	11	1	2	2	1	12	4500	4.5	1	5	
22...	60	18	12	12	...	3	3	3	13	4500	4.7	4	4	
23...	36	14	9	9	...	4	3	...	1	1	10	5500	4.7	4	1	2	
24...	39	15	13	12	1	1	1	1	11	7000	4.9	2	1	2	
25...	38	14	8	8	...	6	4	1	1	...	5	5500	4.2	8	60	4.3	2	3	
26...	42	19	14	9	5	5	5	12	5500	5.0	5	52	3.0	...	4	
27...	51	20	13	12	1	5	2	3	...	2	12	7500	5.3	8	58	3.4	1	1	
28...	27	11	8	7	1	2	1	1	...	1	6	8000	4.8	4	
30...	11	4	
31...	46	22	15	13	2	7	7	9	13500	5.7	7	49	3.4	...	1	
32...	12	4	
33...	25	13	10	9	1	2	2	1	9	5000	4.0	2	
34...	13	4	
35...	202	78	60	54	6	10	4	5	1	8	38	9500	4.7	35	56	3.7	3	13	
36...	22	12	12	12	3	8	66	2.6	...	1	
37...	25	9	8	7	1	1	...	1	5	...	4.4	4	2	
27.....	*3195	1118	839	810	29	187	156	24	7	92	533	10000	5.1	435	69	4.0	330	170	
2...	19	11	6	6	...	1	1	4	3	4	1	
3...	84	35	28	26	2	7	7	17	7500	4.9	15	70	3.3	4	3	
4...	95	35	30	28	2	4	4	1	25	9000	4.8	9	62	4.0	3	3	
5...	77	35	29	27	2	6	5	1	22	9000	5.0	10	63	4.2	...	1	
6...	78	26	18	17	1	7	6	1	...	1	12	8500	5.0	13	53	4.5	4	3	
7...	104	37	26	21	5	10	6	4	...	1	16	7500	5.1	15	57	3.7	16	8	
8...	2	1	
10...	**34	13	4	4	9	3	8	48	3.8	11	1	
11...	46	24	2	2	...	17	14	3	...	5	1	18	102	3.3	16	2	
12...	70	33	4	4	...	4	4	25	10	7000	5.7	16	57	4.0	24	4	
13...	119	34	20	17	3	10	1	6	3	4	14	7000	5.1	12	56	4.5	12	9	
14...	112	38	17	17	...	16	13	3	...	5	19	7500	5.9	15	60	4.3	12	5	
15...	80	30	23	23	...	5	5	2	25	8500	5.3	4	4	1	
16...	92	35	28	27	1	6	5	...	1	1	21	9500	4.6	11	66	4.1	2	5	
17...	80	29	26	24	2	3	2	1	19	10500	5.3	8	66	5.3	1	1	
18...	73	28	19	19	...	5	5	4	13	9500	5.2	14	50	3.4	...	4	
19...	1	1	
20...	69	26	26	26	19	12500	5.3	7	83	3.9	...	2	
21...	62	21	18	18	...	3	3	12	10000	4.9	9	71	4.6	6	3	
22...	38	12	11	11	...	1	1	9	10500	5.7	3	2	1	
23...	57	23	17	17	...	6	6	12	10000	5.8	7	80	4.6	7	2	
24...	69	26	16	16	...	8	8	2	4	16	69	3.6	18	7	
25...	47	35	29	29	...	6	5	1	2	12	63	4.1	13	2	
26...	21	8	8	8	5	65	3.8	5	2	
27...	17	8	8	8	1	3	4	1	
28...	30	12	1	1	...	6	2	4	...	5	5	6000	4.6	7	43	2.6	4	1	
29...	87	27	8	8	...	6	6	13	11	9500	5.0	14	58	3.3	12	8	
30...	19	3	
31...	56	14	9	8	1	3	3	2	7	8500	4.9	6	40	3.5	1	4	
32...	52	15	13	10	3	2	2	2	9	57	3.1	5	7	
33...	75	30	29	28	1	1	1	9	12500	5.3	9	83	4.0	15	6	
34...	91	26	25	25	1	1	1	19	11500	5.3	5	82	4.8	18	6	
35...	**71	19	19	19	15	10000	5.1	4	9	4	
36...	53	21	20	20	...	1	1	18	10500	4.3	2	5	2	
37...	52	17	17	16	1	10	9500	5.1	6	82	4.5	...	1	
38...	57	19	19	19	9	13000	5.3	9	98	4.8	...	1	
39...	54	16	16	16	5	11500	5.2	10	80	5.2	...	2	
40...	79	19	19	19	17	14000	5.5	2	2	
41...	**76	30	30	30	10	12000	5.0	14	55	2.7	...	7	
42...	79	26	25	25	...	1	1	17	11500	4.7	8	74	4.6	
43...	54	22	21	21	...	1	1	10	12500	4.8	11	81	4.5	1	2	
44...	**44	10	10	10	3	7	76	4.0	
45...	23	8	7	7	...	1	1	4	2	4	2	
46...	105	28	28	28	16	10500	4.8	11	78	4.3	13	9	
47...	105	29	28	28	...	1	1	20	13500	5.6	6	91	4.8	17	4	
48...	113	30	30	30	15	12000	4.9	15	80	4.7	28	7	
49...	62	15	9	9	...	5	5	1	7	5000	4.1	7	66	3.7	6	7	
50...	59	24	23	23	...	1	1	2	12	73	3.3	11	8	
51...	27	10	9	7	2	1	1	5	6500	5.0	2	3	2	
52...	83	27	10	8	2	11	11	6	14	9000	5.4	10	54	4.0	9	4	
53...	43	17	2	2	...	14	14	1	2	11	69	3.5	5	2	
28.....	*787	258	233	215	18	24	12	11	1	1	136	7500	4.7	95	60	4.0	48	48	
3...	79	20	17	15	2	3	3	11	9000	4.5	7	...	4.6	8	6	
4...	3	1	
5...	4	1	
6...	33	12	12	12	6	13000	5.0	5	82	3.6	8	2	
7...	*39	13	10	10	...	3	3	6	13000	4.7	6	67	3.8	10	2	
8...	10	3	
9...	39	13	11	10	1	2	...	2	8	5500	4.3	3	2	3	
10...	78	18	18	13	5	9	10000	5.4	9	44	2.8	4	10	
11...	49	13	10	9	1	3	1	2	1	10	50	4.0	5	4	
12...	18	5	5	5	3	1	1	
14...	50	20	18	18	...	2	...	2	10	7000	4.9	5	68	5.0	5	3	
15...	51	21	21	20	1	15	5500	4.7	6	56	4.2	2	2	
16...	47	14	12	11	1	2	2	8	6000	5.3	4	3	

City Block Characteristics

Table 2.—CHARACTERISTICS OF HOUSING UNITS, BY BLOCKS: 1960—Con.

["Total population" contains no persons in group quarters unless preceded by asterisk; one asterisk (*) denotes less than 10 percent; two asterisks (**). 10 percent or more]

Blocks within census tracts	Total population	All housing units by condition and plumbing									Occupied housing units								
		Total	Sound			Deteriorating			Dilapidated	Owner occupied			Renter occupied			Occupied by non-white	1.01 or more persons per room		
			Total	With all plumbing facilities	Lacking some or all facilities	Total	With all plumbing facilities	Lacking some or all facilities		Total	Average value (dollars)	Average number of rooms	Total	Average contract rent (dollars)	Average number of rooms				
																		With flush toilet	No flush toilet
17...	20	8	8	8	8	8000	4.9	1
18...	60	19	19	19	13	8500	4.7	6	67	5.3	1
19...	37	17	15	14	1	2	...	2	5	...	3.8	10	63	2.9	2
20...	56	22	18	16	2	3	...	3	...	1	12	6500	4.8	7	50	4.0	...	1	4
21...	85	27	25	23	2	2	2	15	6000	4.9	10	63	4.2	1
23...	29	11	10	8	2	1	1	5	6500	3.8	3	2	2
34.....	5	2
2...	5	2
40.....	36	9	9	9	9	13000	4.6	1
1...	36	9	9	9	9	13000	4.6	1

U.S. CENSUS OF HOUSING: 1960

Series HC(3)-90

CITY BLOCKS

Denver, Colo.

Prepared under the supervision of
WAYNE F. DAUGHERTY, Chief
Housing Division




U.S. DEPARTMENT OF COMMERCE

Luther H. Hodges, Secretary

BUREAU OF THE CENSUS

Richard M. Scammon, Director (From May 4, 1961)
Robert W. Burgess, Director (To March 3, 1961)





BUREAU OF THE CENSUS

RICHARD M. SCAMMON, *Director* (From May 4, 1961)

ROBERT W. BURGESS, *Director* (To March 3, 1961)

A. ROSS ECKLER, *Deputy Director*
HOWARD C. GRIEVES, *Assistant Director*
CONRAD TAEUBER, *Assistant Director*
MORRIS H. HANSEN, *Assistant Director for Statistical Standards*
CHARLES B. LAWRENCE, JR., *Assistant Director for Operations*
WALTER L. KEHRES, *Assistant Director for Administration*
CALVERT L. DEDRICK, *Chief, International Statistical Programs Office*
A. W. VON STRUVE, *Acting Public Information Officer*

Housing Division—

WAYNE F. DAUGHERTY, *Chief*
DANIEL B. RATHBUN, *Assistant Chief*
BEULAH WASHABAUGH, *Special Assistant*
MILTON D. LIEBERMAN, *Chief, Coordination and Research*

Decennial Operations Division—GLEN S. TAYLOR, *Chief*
Electronic Systems Division—ROBERT F. DRURY, *Chief*
Field Division—JEFFERSON D. MCPIKE, *Chief*
Geography Division—WILLIAM T. FAY, *Chief*
Population Division—HOWARD G. BRUNSMAN, *Chief*
Statistical Methods Division—JOSEPH STRINBERG, *Chief*

Library of Congress Catd Number: A61-9347

SUGGESTED CITATION

U.S. Bureau of the Census. *U.S. Census of Housing: 1960. Vol. III, City Blocks.*
Series HC(3), No. 90.

U.S. Government Printing Office, Washington, D.C., 1961.

For sale by the Superintendent of Documents, U.S. Government Printing Office, Washington 25, D.C.
or any of the Field Offices of the Department of Commerce — Price '60 cents.

Table 1.—CHARACTERISTICS OF HOUSING UNITS, FOR THE CITY: 1960

Subject	Number	Percent	Subject	Number	Percent
All housing units	174,124	100.0	Occupied housing units—Con.		
CONDITION AND PLUMBING			COLOR		
Sound	152,547	87.6	White	155,279	93.8
With all plumbing facilities	141,454	81.2	Nonwhite	10,256	6.2
Lacking some or all facilities	11,093	6.4	PERSONS PER ROOM		
Deteriorating	18,803	10.8	1.00 or less	151,932	91.8
With all plumbing facilities	13,071	7.5	1.01 or more	13,603	8.2
Lacking some or all facilities	5,732	3.3	AVERAGE NUMBER OF ROOMS		
With flush toilet	5,671	3.3	Owner occupied	5.8	...
No flush toilet	61	0.0	Renter occupied	3.4	...
Dilapidated	2,774	1.6	VALUE AND RENT		
Occupied housing units	165,535	100.0	Average value	14,900	...
TENURE			Average contract rent	71	...
Owner occupied	88,615	53.5	dollars		
Renter occupied	76,920	46.5	dollars		

NOTE.—On the map for Denver, approximately 7,010 blocks are identified.

Table 2.—CHARACTERISTICS OF HOUSING UNITS, BY BLOCKS: 1960

["Total population" contains no persons in group quarters unless preceded by asterisk: one asterisk (*) denotes less than 10 percent; two asterisks (**), 10 percent or more]

Blocks within census tracts	Total population	All housing units by condition and plumbing								Occupied housing units								
		Sound			Deteriorating			Dilapidated	Owner occupied			Renter occupied			Occupied by non-white	1.01 or more persons per room		
		Total	With all plumbing facilities	Lacking some or all facilities	Total	With all plumbing facilities	Lacking some or all facilities		Total	Average value (dollars)	Average number of rooms	Total	Average contract rent (dollars)	Average number of rooms				
1-A.....	*3520	1129	1034	1020	14	87	76	11	...	8	886	11500	5.3	218	65	4.1	6	53
1... ..	**381	1
2... ..	87	24	24	24	19	18000	5.9	5	96	5.2	1	...
3... ..	19	10	10	10	9	9500	5.0
4... ..	68	27	26	26	...	1	1	11	12500	5.9	14	83	4.0	2	...
5... ..	72	22	20	20	...	2	2	21	13500	5.6	1	1
6... ..	72	22	21	21	...	1	1	19	13500	5.8	2	1
7... ..	57	24	24	24	22	9000	4.6	2	2
8... ..	67	28	28	28	26	11000	5.2	2
9... ..	75	24	24	24	22	12000	5.3	2	2
10... ..	46	17	17	17	17	12500	5.6	1	1
11... ..	85	35	35	31	4	22	10500	4.9	13	44	3.0	1	...
12... ..	72	29	28	28	...	1	1	25	9500	5.2	4	1
13... ..	45	18	18	18	15	13500	5.4	3
14... ..	83	23	22	22	...	1	1	22	11500	5.6	1	1
15... ..	78	27	27	27	21	10500	5.0	6	62	4.2	...	1
16... ..	111	39	39	39	34	14000	5.5	5	...	4.8	...	2
17... ..	10	4
18... ..	21	6	6	6	5	33000	8.8	1
19... ..	49	20	20	20	15	14000	5.9	4
20... ..	52	21	15	15	...	6	4	2	17	18000	6.5	3
21... ..	75	22	21	21	...	1	1	20	19000	6.6	2	1
22... ..	72	25	23	23	...	1	1	21	12500	5.5	4
23... ..	71	27	21	20	1	4	3	1	...	2	18	11500	5.6	9	62	4.2	...	2
24... ..	85	30	23	19	4	6	4	2	...	1	20	11000	5.0	10	49	3.6	...	3
25... ..	78	28	24	24	...	4	2	2	21	10500	5.1	7	59	4.0	...	2
26... ..	65	26	25	25	...	1	1	24	9500	5.0	2	1
27... ..	78	27	24	24	...	3	2	1	21	10500	5.1	6	59	4.3	...	1
28... ..	73	24	24	24	19	11500	5.6	5	59	3.8	...	2
29... ..	76	24	23	23	...	1	1	20	12000	5.7	3	2
30... ..	65	27	26	25	1	1	21	11500	5.6	4	1
31... ..	82	27	27	27	17	11500	5.6	10	69	4.2	1	2
32... ..	81	27	27	27	20	12000	5.9	7	74	4.6
33... ..	77	27	26	26	...	1	1	20	9500	5.1	6	71	5.0	...	1
34... ..	76	26	24	24	...	2	2	20	9500	5.2	6	65	4.8	...	2
35... ..	71	23	23	21	2	14	10000	5.4	9	60	3.9	...	1
36... ..	18	9	8	8	8	8000	5.1	1	1
37... ..	69	28	21	21	...	7	7	1	20	10500	4.9	6	63	3.5	...	1
38... ..	71	28	26	26	...	2	2	25	10000	4.5	3	1
39... ..	103	41	38	38	...	2	2	1	28	10500	5.5	12	62	3.9	1	2
40... ..	79	29	26	26	...	3	3	25	9500	4.7	3
41... ..	61	25	19	18	1	6	6	19	8500	4.5	4
42... ..	48	20	19	19	...	1	1	17	10000	4.8	3
43... ..	90	25	19	18	1	5	5	1	16	9000	5.1	9	59	4.6	...	5
44... ..	44	21	12	12	...	9	7	2	12	8000	4.9	4
45... ..	42	12	10	10	...	2	2	12	11000	4.9	1
46... ..	58	19	17	17	...	2	2	15	11500	4.9	4	2
47... ..	79	26	19	19	...	6	6	1	20	11000	5.0	6	64	3.8	...	2
48... ..	59	26	24	24	...	2	2	22	9500	4.4	2	2
49... ..	24	9	7	7	...	2	2	8	11000	4.8	1

City Block Characteristics

Table 2.—CHARACTERISTICS OF HOUSING UNITS, BY BLOCKS: 1960—Con.

["Total population" contains no persons in group quarters unless preceded by asterisk; one asterisk (*) denotes less than 10 percent; two asterisks (**), 10 percent or more]

Blocks within census tracts	Total population	All housing units by condition and plumbing									Occupied housing units							
		Total	Sound			Deteriorating			Dilapidated	Owner occupied			Renter occupied			Occupied by non-white	1.01 or more persons per room	
			Total	With all plumbing facilities	Lacking some or all facilities	Total	With all plumbing facilities	Lacking some or all facilities		Total	Average value (dollars)	Average number of rooms	Total	Average contract (dollars)	Average number of rooms			
								With flush toilet										No flush toilet
1-B.....	*4665	1622	1543	1515	28	68	64	4	...	11	1184	12500	5.5	397	66	4.0	3	77
1....	**95	3
2....	48	14	14	13	1	13	29000	6.5	1
4....	69	22	22	22	16	17000	5.9	6	71	3.3
5....	65	19	17	17	...	2	2	16	13500	5.7	3
6....	79	24	20	20	...	4	4	17	11500	5.0	6	68	5.3
7....	113	35	33	33	...	1	1	1	30	15500	5.7	5	100	4.2	...	1
8....	103	40	37	35	2	3	3	31	15000	5.6	7	82	4.0
9....	60	19	19	17	2	19	14500	5.4
10....	75	23	22	20	2	1	1	18	11000	5.2	4	2
11....	43	14	14	14	13	11500	4.8	1
12....	73	24	24	24	21	11500	5.3	3	1
13....	80	32	32	31	1	27	11500	5.1	4	1
14....	88	34	34	34	26	12000	4.8	8	69	3.5	...	3
15....	47	16	16	16	15	12000	5.7	1
16....	64	25	25	25	22	18000	6.0	3
17....	103	34	34	33	1	25	10000	5.1	9	66	4.2	...	3
22....	67	25	23	23	...	2	2	19	7500	4.5	2	3
23....	77	23	23	23	21	11500	5.6	1
24....	78	31	25	23	2	3	3	3	20	8500	4.8	9	54	4.0	...	4
25....	89	30	27	27	...	3	3	20	10500	5.4	9	68	3.9	...	1
26....	71	27	25	25	2	18	11500	5.2	7	68	4.6
27....	162	52	49	48	1	3	2	1	42	11000	5.4	10	65	4.2	...	5
28....	10	4
29....	91	32	29	29	...	2	2	1	22	10500	5.8	7	59	4.1	...	2
30....	73	25	25	25	20	10500	5.2	5	...	4.8	...	2
31....	53	20	20	20	10	10500	6.0	9	66	3.3	...	1
32....	83	33	33	32	1	22	11000	5.7	8	76	3.6
33....	91	27	27	27	18	9500	5.1	9	69	4.7	...	4
34....	57	25	25	25	20	9500	4.7	5	...	3.8
35....	83	26	26	26	21	9500	5.2	5	...	6.0	...	1
36....	76	25	25	25	21	9500	5.1	4	2
37....	66	26	26	25	...	1	1	19	11500	5.7	7	49	4.0
38....	73	33	33	29	4	20	11000	5.4	13	61	2.5	...	1
39....	43	18	16	16	...	2	2	14	11000	5.4	4	1
40....	49	15	14	13	1	1	1	14	23000	7.2	1
41....	66	16	16	16	15	23000	7.7
42....	40	15	15	15	13	17000	6.6	2
43....	50	18	18	18	16	17000	6.0	2	1
44....	58	16	16	16	15	19500	7.0	1
45....	56	17	17	17	14	19000	6.1	3
46....	48	18	18	18	15	14000	5.4	2
47....	46	13	13	13	11	20000	6.5	2	1
48....	61	18	18	18	15	17000	6.2	3	2
49....	56	16	16	15	1	12	14000	6.8	4
50....	77	21	21	21	13	15500	6.7	8	66	4.0	...	1
51....	67	36	36	36	8	17000	6.0	28	69	3.0	...	1
52....	54	20	20	20	17	12000	6.3	3
53....	46	12	11	11	1	10	14000	5.8	2	1
54....	37	14	13	13	...	1	1	11	13000	5.2	2
55....	**50	19	18	18	...	1	1	17	12500	5.8	2
56....	91	35	34	32	2	1	1	14	11500	5.1	20	59	3.4	...	4
57....	49	19	18	18	...	1	1	12	10500	5.3	7	69	3.9
58....	43	23	23	23	16	9000	4.6	7	62	4.6
59....	63	23	23	23	20	10500	5.1	3	1
60....	66	23	21	21	...	2	2	19	8500	5.0	3	3
61....	91	28	28	26	2	23	9500	5.3	4	3
62....	82	25	25	25	19	10000	5.6	5	60	5.0	...	3
63....	68	28	28	25	3	20	9000	5.3	8	34	3.3	...	1
64....	83	36	36	36	17	12000	5.0	19	49	3.9	...	1
65....	92	31	30	30	...	1	...	1	17	9000	5.2	14	61	4.2	...	2
66....	83	33	33	33	19	11500	4.9	12	68	4.1	...	1
67....	74	27	25	25	...	2	2	20	10000	6.0	6	46	4.5	...	1
68....	79	28	25	25	...	3	3	22	9500	5.4	6	61	3.8	...	2
69....	69	29	22	22	...	7	7	23	9500	5.0	5	73	4.4
70....	69	30	21	19	2	9	7	2	14	8500	4.7	13	69	4.2	...	2
71....	80	30	29	29	...	1	1	19	9500	4.9	11	70	4.5	...	1
72....	74	30	16	16	...	11	11	3	13	11000	4.5	12	59	4.0	...	1
2-A.....	4568	1421	1387	1382	5	31	31	3	1244	11500	5.0	161	82	4.7	7	93
1....	221	62	62	62	61	12000	4.8	11
2....	134	38	38	38	33	10000	4.7	5	...	4.4	...	5
3....	45	15	15	15	14	10500	4.4	2
4....	129	40	40	40	32	10000	4.5	8	84	4.4	...	2
5....	55	20	20	20	16	11000	4.6	4
6....	156	44	41	41	...	3	3	38	12500	5.1	5	74	3.6	...	4
7....	146	41	41	41	39	12000	4.9	2	2
8....	34	12	12	12	11	11000	4.4	1	1
9....	40	12	12	12	12	11000	4.8	1
10....	72	20	19	19	...	1	1	19	10500	4.9	1	3
11....	68	22	19	19	...	3	3	19	12000	5.0	3	1
12....																		

Table 2.—CHARACTERISTICS OF HOUSING UNITS, BY BLOCKS: 1960—Con.

["Total population" contains no persons in group quarters unless preceded by asterisk; one asterisk (*) denotes less than 10 percent; two asterisks (**), 10 percent or more]

Blocks within census tracts	Total population	All housing units by condition and plumbing								Occupied housing units							
		Sound				Deteriorating				Owner occupied			Renter occupied				
		Total	Total	With all plumbing facilities	Lacking some or all facilities	Total	With all plumbing facilities	Lacking some or all facilities	Dilapidated	Total	Average value (dollars)	Average number of rooms	Total	Average contract rent (dollars)	Average number of rooms	Occupied by non-white	1.01 or more persons per room
18...	88	32	32	32	30	11500	4.9	1	
19...	73	24	24	24	21	11500	5.0	3	
20...	68	24	24	24	23	12000	5.1	1	
21...	46	16	16	16	15	11500	4.8	1	
22...	64	24	24	24	21	12500	5.2	3	
23...	65	24	24	24	24	12000	5.2	
24...	41	12	12	12	11	13000	5.7	1	
25...	49	14	14	14	12	15500	5.7	2	
26...	61	18	18	18	13	12500	5.2	5	97	6.0	
27...	74	21	21	21	18	13500	5.3	3	1	
28...	68	24	24	24	23	12000	5.1	1	1	
29...	69	25	25	25	21	12500	5.3	3	
30...	70	24	24	24	22	12000	5.3	2	
31...	72	21	20	20	...	1	1	...	19	11500	5.3	2	1	
33...	83	27	25	25	...	1	7	...	22	10500	4.9	3	1	4	
34...	67	20	12	11	1	7	7	...	18	9500	4.7	2	2	
35...	64	20	17	16	1	3	3	...	17	11500	5.2	3	
36...	59	20	19	18	1	1	1	...	16	12500	4.9	2	1	
37...	90	25	25	25	24	11000	4.5	1	2	3	
38...	124	36	36	36	31	11000	5.4	5	91	5.2	...	1	
39...	63	18	18	18	14	11000	4.9	4	1	
40...	82	24	24	24	21	10500	5.0	3	1	1	
41...	144	40	40	40	33	10500	5.1	7	91	4.9	1	3	
42...	221	66	66	66	57	10500	4.9	9	90	4.2	...	6	
43...	48	12	12	12	8	10500	5.4	4	1	
44...	80	20	19	19	...	1	1	...	18	11000	5.1	2	5	
45...	20	7	4	4	...	3	3	...	2	4	1	
47...	64	17	16	16	...	1	1	...	14	9500	5.1	3	2	
48...	97	26	26	26	20	10000	5.2	6	84	4.7	...	4	
49...	66	20	20	20	15	10500	4.9	5	84	4.2	...	2	
50...	57	20	20	20	17	10500	4.8	3	
51...	55	20	20	20	17	12500	4.6	3	1	1	
52...	68	20	20	20	19	11500	5.2	1	2	
53...	76	21	21	21	17	11000	5.3	4	2	
54...	81	19	19	19	16	12000	5.8	3	4	
55...	57	19	17	17	...	2	2	...	16	9500	4.8	3	1	
56...	64	23	21	21	...	1	1	...	19	9500	5.5	3	
57...	48	20	18	16	2	2	2	...	13	9000	4.4	5	...	4.0	...	1	
58...	61	24	24	24	20	11000	5.0	3	
59...	49	22	22	22	20	11500	5.1	1	1	
60...	55	23	23	23	19	11500	5.4	3	
61...	79	24	24	24	21	12500	5.3	3	1	
62...	1	1	
2-B.....	5364	1653	1533	1526	7	103	103	...	17	1083	11500	5.4	526	60	4.5	42	153
1...	5	1
2...	25	11	9	7	2	2	5	...	4.6	5	55	3.8	1	1
3...	18	4
4...	8	2
5...	17	5	5	5	5	10500	5.0
6...	35	10	10	10	9	10000	5.6	1	1	...
7...	22	8	8	8	8	11500	5.0
8...	65	25	25	25	20	15000	5.9	4
9...	66	23	23	23	21	10500	5.3	2	1	1	...
10...	71	23	21	21	...	2	2	...	19	11000	5.0	4	3
11...	61	20	20	20	17	12000	5.2	3	2
12...	69	23	21	21	...	2	2	...	19	11000	5.6	4	1
13...	88	23	22	22	...	1	1	...	19	12500	5.9	4	1	3	...
14...	17	6	6	6	4	2	1
15...	91	29	29	29	17	18000	7.6	9	79	4.1
16...	76	20	19	19	...	1	1	...	17	17000	6.9	3	1
17...	72	27	27	27	22	10500	5.0	3
18...	74	26	20	20	...	6	6	...	16	10000	5.1	9	72	4.1	3
19...	71	23	21	21	...	2	2	...	18	11000	5.1	5	65	3.8	2
20...	73	28	27	27	...	1	1	...	21	9000	5.6	7	66	4.7	1
21...	50	20	17	17	...	3	3	...	18	8000	5.4	1
22...	67	24	24	24	24	11000	4.8
23...	71	26	26	26	22	11000	4.9	4	1
24...	48	16	16	16	12	10000	4.9	4	2
25...	70	19	19	19	18	10500	4.7	1
26...	59	17	17	17	15	10500	4.8	2	1
27...	58	19	19	19	16	10500	5.0	3
28...	65	18	18	18	16	12000	5.2	2	2
29...	58	20	20	20	16	12000	5.0	4	4
30...	39	13	13	13	10	15500	7.1	3
31...	52	12	11	11	...	1	1	...	10	12000	5.2	2	2
32...	66	12	10	10	...	2	2	...	7	12500	6.1	4	2	...	4
33...	52	15	15	15	14	12500	5.1	1	2
37...	19	4
44...	126	24	17	17	17	8000	5.8	5	63	6.6	2	7	...
45...	457	107	107	107	...	5	5	...	3	100	43	5.0	12	24	...
46...	625	155	155	155	3	151	45	4.6	11	42	...
47...	87	25	18	18	...	6	6	...	16	10000	5.3	8	58	4.5	2	6	...
48...	44	15	15	15	11	10000	5.0	4
49...	84	28	28	28	23	9500	4.6	5	82	4.6
50...	100	33	33	33	31	10500	4.8	2	1

BIRNBAUM OF THE CENSUS LIBRARY

City Block Characteristics

Table 2.—CHARACTERISTICS OF HOUSING UNITS, BY BLOCKS: 1960—Con.

["Total population" contains no persons in group quarters unless preceded by asterisk; one asterisk (*) denotes less than 10 percent; two asterisks (**), 10 percent or more]

Blocks within census tracts	Total population	All housing units by condition and plumbing									Occupied housing units							
		Total	Sound			Deteriorating			Dilapidated	Owner occupied			Renter occupied					
			Total	With all plumbing facilities	Lacking some or all facilities	Total	With all plumbing facilities	Lacking some or all facilities		Total	Average value (dollars)	Average number of rooms	Total	Average contract (dollars)	Average number of rooms	Occupied by non-white	1.01 or more persons per room	
								With flush toilet										No flush toilet
51...	114	41	38	38	...	2	2	1	35	9000	5.0	3	1	2
52...	11	6	6	6	1	3	1
53...	92	28	28	28	26	10500	5.3	2
55...	32	11	11	11	9	10000	4.9	2
56...	57	19	18	18	1	15	13000	5.6	4	2
57...	64	21	14	14	...	5	5	2	18	11500	5.4	3	1
58...	71	22	21	21	...	1	1	20	11500	5.2	2	2	2
59...	43	15	15	15	9	16000	6.6	5	81	3.6
60...	57	19	15	15	...	4	4	8	...	5.1	11	75	4.5
61...	60	20	18	16	2	2	2	11	11500	6.4	8	56	3.8	1	1
62...	47	17	17	17	13	10000	5.3	4	1
63...	50	15	15	15	14	17000	6.0	1	1
64...	68	21	21	21	18	15000	6.7	3	1
65...	54	19	18	18	...	1	1	18	12500	5.6	4
66...	63	20	19	19	...	1	1	15	11500	5.5	1
67...	52	18	17	17	...	1	1	11	10500	5.9	6	65	4.2	...	1
68...	45	16	14	14	...	2	2	14	10000	5.3	2
69...	61	21	20	20	...	1	1	15	11500	5.4	5	70	3.6	1	1
70...	55	20	20	20	15	14000	6.0	4
71...	54	16	15	15	...	1	1	14	11500	5.9	1
72...	63	21	19	17	2	2	12	11500	5.1	7	70	4.3	...	3
73...	53	17	6	6	...	10	10	1	12	9500	4.8	5	69	4.8	...	1
74...	52	19	9	9	...	9	9	1	12	10500	5.3	5	67	4.2	...	1
75...	55	17	17	17	15	12000	5.7	2
76...	54	22	16	15	1	5	5	1	13	9500	4.9	6	76	4.8
77...	97	39	31	31	...	8	8	26	11500	5.2	10	71	5.2	1	3
78...	89	31	26	26	...	5	5	24	11000	5.5	7	74	4.1
79...	98	34	31	31	...	3	3	25	11000	5.4	9	68	4.6	...	2
80...	85	29	29	29	27	13000	5.8	2
81...	41	16	16	16	15	12000	5.4	1
82...	79	24	20	20	...	2	2	2	16	11500	6.3	8	65	3.9	...	2
83...	55	19	14	14	...	5	5	10	13500	5.2	7	154	4.1	...	2
84...	72	21	21	21	14	16000	6.6	7	96	3.9
3-A.....	*6695	2466	2182	2109	73	274	244	30	...	10	1646	12000	5.5	754	75	4.0	7	101
1...	93	32	30	30	...	2	2	20	16500	5.5	11	82	4.6	...	2
2...	79	29	28	28	...	1	1	22	14000	5.6	6	58	4.5	...	1
3...	68	24	24	23	1	23	13500	5.8	1	2
4...	81	31	29	29	...	2	2	19	14500	6.1	12	82	4.3	...	1
5...	61	27	14	12	2	13	13	24	13000	6.2	1
6...	77	24	19	19	...	5	4	1	21	16000	6.9	3
7...	61	21	20	20	...	1	1	16	15500	6.4	4
8...	64	19	15	15	...	4	4	15	14500	5.9	3	1	1
9...	**186	31	31	31	25	19000	6.1	6	98	3.7	...	2
10...	65	26	26	26	11	22000	5.1	14	111	4.1
11...	42	14	14	12	2	7	13500	5.4	6	85	4.5	...	1
12...	51	21	21	21	18	11000	5.4	3	1
13...	46	18	17	17	...	1	1	11	10500	5.4	7	66	5.4	1	1
14...	38	20	20	17	3	12	9000	5.0	7	56	2.9
15...	**68	17	17	17	13	9500	4.8	4	1
16...	52	15	15	15	10	8500	5.4	5	65	3.8	...	3
17...	79	28	28	27	1	22	8500	5.4	4	2
18...	85	30	30	27	3	19	9500	5.6	10	64	4.2
19...	83	31	31	27	4	23	10000	5.4	7	67	4.1	...	1
20...	67	32	32	32	21	9000	5.0	10	56	4.2	...	1
21...	72	28	28	26	2	15	10500	5.1	12	60	3.8	...	2
22...	49	23	23	22	1	14	11000	4.7	9	155	4.0	...	1
23...	111	41	41	38	3	19	9000	4.8	21	71	3.6	...	1
24...	80	26	26	26	21	10500	5.2	4	1
25...	72	31	30	28	2	1	1	18	9500	4.8	13	68	3.5	...	2
26...	78	27	27	27	20	10500	5.1	4	2
27...	91	30	30	30	20	8500	5.3	9	62	4.9	...	1
28...	96	33	33	31	2	21	9000	4.9	12	58	3.8	...	3
29...	84	30	29	26	3	1	1	21	9500	5.2	7	66	4.0	...	1
30...	22	10	8	6	2	2	2	3	7	53	2.7
31...	58	20	16	16	...	3	3	1	11	8000	4.8	8	63	4.5	...	3
32...	57	23	21	19	2	1	1	1	18	9500	5.6	5	...	3.8
33...	70	24	23	21	2	15	11000	6.1	9	73	4.1	...	1
34...	69	26	25	23	2	1	1	17	9500	5.1	9	62	5.0	...	1
35...	60	24	24	24	20	10000	4.7	3
36...	61	24	21	21	...	3	3	15	11500	5.1	9	55	4.4
37...	65	27	27	24	3	16	11000	5.2	9	84	4.1
38...	59	22	19	17	2	3	3	15	9000	5.5	5	...	3.8
39...	144	46	46	45	1	30	18500	5.7	14	92	4.0	...	3
40...	83	30	21	21	...	9	9	25	14500	6.3	5	82	3.6
41...	107	36	17	17	...	19	18	1	24	13000	6.5	10	120	3.9	...	2
42...	49	17	7	7	...	10	10	15	13000	6.1	2
43...	76	27	22	22	...	5	5	24	14000	6.6	3
44...	70	26	26	26	23	14500	5.8	3	1
45...	81	28	28	28	23	12500	6.0	5	73	3.4
46...	80	26	25	25	...	1	1	21	12500	5.6	5	...	4.8	...	1
48...	88	31	31	30	1	23	14500	6.4	7	66	4.4	...	1
49...	54	24	24	24	18	11000	5.9	5	...	4.4
50...	77	27	27	27	23	10500	6.1	4
51...	74	29	28	28	...	1	1	24	13000	6.3	4	1
53...	57	22	18	18	...	4	4	15	15000	5.7	6	84	4.8	...	1

Table 2.—CHARACTERISTICS OF HOUSING UNITS, BY BLOCKS: 1960—Con.

["Total population" contains no persons in group quarters unless preceded by asterisk; one asterisk (*) denotes less than 10 percent; two asterisks (**), 10 percent or more]

Blocks within census tracts	Total population	All housing units by condition and plumbing								Occupied housing units								
		Sound				Deteriorating				Dilapidated	Owner occupied			Renter occupied			Occupied by non-white	1.01 or more persons per room
		Total	With all plumbing facilities	Lacking some or all facilities	Total	With all plumbing facilities	Lacking some or all facilities	With flush toilet	No flush toilet		Total	Average value (dollars)	Average number of rooms	Total	Average contract rent (dollars)	Average number of rooms		
54...	65	22	15	7	7	7	2	...	11	13500	6.0	11	75	4.5	...	1		
55...	60	24	7	7	15	13	2	...	17	11000	5.9	6	66	4.3		
56...	50	22	7	7	15	13	2	...	17	10500	4.8	4		
57...	76	27	22	22	5	5	21	11500	6.0	6	73	4.0		
58...	64	27	27	27	20	12500	5.7	7	79	4.3		
59...	67	29	29	28	1	17	11500	5.5	11	68	3.7	...	1		
60...	64	25	18	18	7	5	2	...	15	11500	5.5	10	74	4.1	...	3		
61...	66	28	28	28	25	13500	5.4	3		
62...	57	25	24	24	21	10500	5.6	3	1		
63...	47	21	20	19	1	1	1	...	14	9500	4.9	7	70	4.6		
64...	62	24	19	19	3	3	...	2	10	8000	4.7	13	62	3.6	...	2		
65...	96	32	26	26	5	5	...	1	10	9000	4.6	22	66	3.7	...	5		
66...	84	33	29	27	2	4	21	8500	4.7	10	48	3.4	1	3		
67...	49	23	23	23	18	9500	4.9	5	298	4.4		
68...	106	41	40	34	6	1	1	...	25	10000	5.2	16	40	3.6	...	2		
69...	66	24	23	23	1	1	19	10000	5.5	5	52	3.8	...	1		
70...	149	56	56	55	1	40	11000	5.5	15	145	4.4		
72...	81	28	23	23	...	4	4	...	17	9500	5.4	11	121	4.0	1	4		
73...	81	27	27	26	1	17	12500	5.4	10	50	4.6	...	2		
74...	92	40	40	40	30	9500	4.9	10	62	3.9	...	1		
75...	95	34	32	27	5	2	1	...	18	10000	5.6	16	46	3.5	2	2		
76...	32	11	11	11	4	7	46	5.0		
77...	87	41	36	36	5	5	23	9500	5.1	18	187	3.4		
78...	68	27	26	26	1	1	20	8500	5.3	6	67	3.7	...	3		
79...	90	40	36	33	3	4	4	...	18	8000	5.2	21	61	3.3		
80...	42	18	11	11	7	2	5	...	8	9000	4.5	10	49	3.1	...	1		
81...	20	9	9	9	6	12000	6.8	1		
82...	54	22	20	20	2	2	12	10000	5.6	8	73	4.9		
83...	**96		
84...	50	18	17	17	1	1	12	10000	4.9	6	85	4.0	...	1		
85...	65	27	22	22	5	3	2	...	16	11500	5.3	10	74	3.3	...	1		
86...	68	27	25	25	2	2	16	12000	5.5	9	66	5.2	...	1		
87...	63	25	25	25	22	13000	5.9	2		
88...	91	41	31	29	2	10	8	...	21	12500	5.8	20	53	2.7	...	3		
89...	82	27	4	4	23	23	14	10000	5.4	10	63	3.9	...	5		
90...	72	28	9	9	19	19	13	14500	5.3	12	75	4.7	...	3		
91...	71	32	3	3	28	23	5	...	17	10000	5.0	14	58	4.1		
92...	65	30	29	29	1	18	13000	5.4	11	62	4.0		
93...	89	35	34	31	3	1	1	...	30	14500	6.0	5	68	3.6		
94...	73	29	29	29	20	12000	6.2	7	71	5.0	...	1		
95...	100	39	38	34	4	1	1	...	14	13500	5.9	24	63	4.2	1	3		
3-B...	*11392	4140	3891	3781	110	192	185	7	57	2555	12500	5.7	1482	73	3.9	9	172	
1...	116	41	40	40	...	1	1	...	21	13000	5.5	18	74	3.8	...	3		
2...	76	23	23	23	17	13000	5.6	6	87	4.3	...	2		
3...	84	31	31	31	25	13500	5.6	6	82	5.3		
4...	93	41	41	41	18	13500	5.9	22	82	3.4	1	...		
5...	78	26	25	23	2	1	1	...	17	13000	6.8	9	62	4.0		
6...	97	39	38	38	...	1	1	...	25	10000	5.4	13	64	4.4	...	2		
7...	93	31	31	31	23	11500	5.6	8	85	4.6	...	1		
8...	46	21	21	21	7	...	4.7	13	79	4.5		
9...	66	28	27	24	3	1	1	...	18	11500	5.4	10	60	3.9		
10...	83	38	35	33	2	3	1	2	17	11000	5.8	19	71	3.4		
11...	78	32	32	32	24	13000	6.1	6	77	4.0	...	1		
12...	80	32	32	32	19	13000	6.0	12	85	4.2	...	1		
13...	67	26	19	19	7	7	16	11500	5.3	10	62	4.0	...	1		
14...	81	31	27	25	2	4	4	...	22	11500	5.5	8	77	5.0	...	1		
15...	111	42	30	30	...	12	12	...	18	10500	5.2	22	114	3.7	...	2		
16...	50	15	10	10	...	5	5	...	11	11000	5.7	4		
17...	12	4		
18...	143	67	58	58	...	9	9	...	17	15500	5.5	43	85	4.0		
19...	56	22	20	19	1	15	16500	5.6	6	87	3.3	...	1		
20...	55	24	21	21	2	2	18	12500	5.4	5	91	3.4		
21...	28	14	13	13	...	1	1	...	13	12500	5.2	1		
22...	12	6	6	6	5	23000	5.4	1		
23...	5	2		
24...	64	25	22	22	3	3	17	18500	5.5	8	82	3.5		
25...	54	20	15	15	3	3	...	2	13	15500	6.4	6	77	4.8		
26...	55	21	20	20	1	1	12	15000	5.8	9	92	3.8		
27...	82	26	17	17	8	8	20	11500	5.6	6	62	4.7	...	1		
28...	52	18	9	9	2	2	7	9500	5.3	10	49	4.2	...	2		
29...	89	42	18	18	7	7	17	10500	5.4	25	71	3.8	1	1		
30...	89	33	6	6	14	14	...	13	19	9500	5.4	14	59	3.9	...	2		
31...	80	32	18	18	8	8	...	6	20	9000	5.5	10	65	4.5	...	1		
32...	61	31	25	25	3	3	...	3	22	12500	5.7	7	67	3.9	1	...		
33...	92	36	36	34	2	25	13000	5.8	11	78	4.0	...	1		
34...	96	32	32	32	29	14000	6.7	1		
35...	81	27	27	27	22	13500	6.2	5	97	5.0	...	2		
36...	77	28	28	25	3	24	13000	5.8	4		
37...	87	27	26	25	1	1	1	...	22	11500	5.8	5	72	4.2	...	3		
38...	103	38	37	37	...	1	1	...	27	10000	5.4	10	69	4.7		
39...	85	32	32	32	27	13500	5.7	5	...	5.0		
40...	72	30	30	30	27	13500	6.0	3	1		
41...	86	30	27	27	...	2	2	...	20	12000	5.8	9	68	4.2	1	2		
42...	80	28	28	28	25	13500	6.4	3		
43...	.90	35	34	33	1	14	13000	6.6	21	74	3.5	...	1		

City Block Characteristics

Table 2.—CHARACTERISTICS OF HOUSING UNITS, BY BLOCKS: 1960—Con.

["Total population" contains no persons in group quarters unless preceded by asterisk; one asterisk (*) denotes less than 10 percent; two asterisks (**), 10 percent or more]

Blocks within census tracts	Total population	All housing units by condition and plumbing								Occupied housing units							
		Total	Sound			Deteriorating			Dilapidated	Owner occupied			Renter occupied			Occupied by non-white	1.01 or more persons per room
			Total	With all plumbing facilities	Lacking some or all facilities	Total	With all plumbing facilities	Lacking some or all facilities		Total	Average value (dollars)	Average number of rooms	Total	Average contract rent (dollars)	Average number of rooms		
						With flush toilet	No flush toilet										
44...	83	31	31	31	23	14500	5.5	7	69	3.6	...	1
45...	98	28	27	27	...	1	1	21	12500	6.4	7	80	5.0	...	3
46...	98	41	41	41	22	12000	5.3	19	69	3.6	...	1
47...	**221	35	34	34	...	1	1	3	32	57	3.0
48...	18	8	8	8	3	5	83	4.4
49...	80	33	33	33	27	10500	6.3	3	1
50...	87	33	33	33	25	10500	5.1	8	56	4.0	...	1
51...	89	32	32	32	26	10000	6.0	5	...	4.2	...	1
52...	*114	42	42	42	29	8000	5.4	10	66	4.8	...	2
53...	82	36	36	36	28	9000	5.4	6	67	4.8	...	1
54...	**42	14	14	13	1	10	10500	5.1	4	1
55...	60	21	20	20	...	1	1	10	9500	5.6	11	66	4.4
56...	79	36	33	31	2	3	3	23	11500	5.5	11	62	3.7
57...	110	33	29	29	...	4	4	24	12000	5.5	8	64	4.3	...	3
58...	100	38	36	36	...	2	2	23	12000	5.8	13	81	4.1	...	2
60...	100	35	35	35	24	11500	5.3	10	69	5.1	...	2
61...	82	33	33	33	...	2	2	25	11000	5.1	8	72	4.1
62...	83	38	36	36	20	11500	5.4	14	75	3.7	...	1
63...	61	25	25	25	4	21	67	3.2	...	1
64...	49	18	18	18	3	15	86	3.8
65...	57	19	18	18	...	1	1	13	14000	5.2	6	79	4.0
66...	71	23	22	22	...	1	1	20	9000	5.9	3	1
67...	75	26	24	24	...	2	2	22	10000	5.5	2
68...	70	29	29	27	2	15	11500	4.9	13	78	4.2
69...	76	27	26	26	...	1	1	13	14500	6.2	14	86	3.7	...	1
70...	*91	26	26	26	18	14000	5.8	8	73	3.3	...	3
71...	61	18	18	18	12	24000	6.7	6	79	3.5
72...	57	20	20	20	18	13500	5.3	2
73...	11	6	6	6	4	2
74...	8	3
75...	21	8	7	7	...	1	1	6	21000	7.0	2
76...	27	11	11	9	2	4	7	66	3.3
77...	69	23	23	23	17	17000	5.7	5	69	4.2	...	2
78...	67	24	24	24	15	20000	6.3	8	96	4.3	...	1
80...	79	25	25	25	18	14000	5.9	7	72	3.0	...	1
81...	37	14	13	13	...	1	1	10	17000	6.8	3	2
82...	68	29	27	27	...	2	2	18	12500	5.6	11	75	3.5	...	1
83...	68	28	28	24	4	15	11500	5.4	13	61	3.5	...	2
84...	75	27	27	25	2	16	14000	5.7	11	79	3.7	...	2
85...	28	10	10	10	5	...	6.0	5	77	4.0
86...	35	11	11	11	10	12000	5.8	1
87...	72	24	24	24	22	13000	5.7	2
88...	96	36	36	36	16	12000	5.9	19	69	4.3	...	2
89...	79	32	31	31	...	1	1	23	12000	5.8	7	74	4.3
90...	86	31	31	31	22	10500	5.9	9	77	4.8
91...	93	39	39	33	18	11000	5.5	21	56	3.6	...	3
92...	88	37	37	35	6	21	11500	5.7	16	66	3.1	...	2
93...	133	41	41	36	5	25	9500	6.0	13	72	4.5	...	4
94...	109	44	44	44	15	10500	5.4	28	77	3.6	...	4
95...	96	40	40	38	2	28	9000	5.1	10	59	3.8	...	1
96...	*101	36	34	34	...	2	2	13	9000	5.8	21	62	4.3	...	4
97...	129	45	42	42	...	3	3	25	7500	5.4	17	68	5.0	...	2
98...	86	39	39	38	1	19	10000	5.2	17	76	4.2	...	2
99...	*84	31	23	23	...	8	8	15	11000	4.9	16	73	4.6	2	...
100...	10	4
101...	4
102...	144	66	66	57	9	23	11500	5.3	40	67	3.3	...	3
103...	71	31	31	25	6	19	12500	5.8	11	43	2.6	1	1
104...	38	14	14	14	6	9500	4.7	8	50	4.6	...	1
105...	113	35	34	33	1	1	1	22	11500	5.9	12	71	5.1	...	2
106...	139	51	51	46	5	23	9500	6.1	28	56	3.8	...	4
107...	82	34	34	26	8	11	8500	6.0	23	58	3.9	...	2
108...	128	43	43	39	4	27	10500	5.9	15	66	4.0	...	2
109...	141	61	57	42	15	4	4	27	11000	5.9	33	48	2.8	...	7
110...	106	42	33	33	...	7	7	15	11000	5.1	26	94	4.3	...	2
111...	76	24	20	20	...	4	4	17	10500	6.4	6	72	5.0	...	3
112...	93	39	39	38	1	17	12000	5.9	20	137	3.7	...	1
113...	75	28	28	28	22	11000	5.5	6	74	4.8
114...	72	27	27	27	21	13000	5.9	6	...	4.0	...	2
115...	89	31	31	31	17	14500	6.2	14	85	4.0	...	3
116...	75	27	27	27	18	14000	4.8	9	79	4.2	...	2
117...	69	25	25	25	19	25000	6.9	6	75	3.7
118...	77	27	25	25	...	2	2	19	16000	5.3	8	74	4.0	...	4
119...	76	30	30	30	25	15500	5.9	5	79	3.2	...	2
120...	64	26	26	26	21	16500	6.2	5	73	3.2
121...	48	19	18	18	...	1	1	17	16000	6.5	2
122...	73	29	29	29	22	17500	5.9	7	77	3.3
123...	70	22	19	19	...	3	3	20	16000	5.6	3	2
124...	70	25	21	20	1	4	4	21	15500	5.8	2
125...	64	21	21	21	17	18500	7.0	4
126...	44	20	16	16	...	4	13	14500	5.0	7	58	3.4	...	1
127...	90	34	34	34	4	24	15000	5.8	9	73	3.7	1	...
128...	40	15	13	13	...	2	2	10	13000	5.8	5	81	5.0	...	3
129...	81	28	28	28	20	16000	6.0	8	76	3.3
130...	85	32	32	32	27	13500	5.9	7	79	3.2
131...	84	32	32	32	20	19000	5.6	11	79	3.3
132...	84	28	28	28	18	11000	4.9	10	66	4.3	...	2

Table 2.—CHARACTERISTICS OF HOUSING UNITS, BY BLOCKS: 1960—Con.

["Total population" contains no persons in group quarters unless preceded by asterisk; one asterisk (*) denotes less than 10 percent; two asterisks (**), 10 percent or more]

Blocks within census tracts	Total population	All housing units by condition and plumbing								Occupied housing units							
		Total	Sound			Deteriorating			Dilapidated	Owner occupied			Renter occupied			Occupied by non-white	1.01 or more persons per room
			Total	With all plumbing facilities	Lacking some or all facilities	Total	With all plumbing facilities	Lacking some or all facilities		Total	Average value (dollars)	Average number of rooms	Total	Average contract rent (dollars)	Average number of rooms		
						With flush toilet	No flush toilet										
133...	**95	27	27	27	22	15500	6.1	4	2
134...	70	29	29	28	1	...	6	25	14500	6.0	3	3
135...	91	21	15	15	...	6	6	3	17	66	2.8	...	3
136...	46	16	16	16	10	10500	5.1	6	66	4.2
137...	35	27	27	27	19	12500	5.6	8	64	4.6	1	1
138...	86	39	39	39	25	13500	5.5	14	71	4.3
139...	86	33	33	31	2	25	12000	6.0	8	76	3.6	...	1
140...	**129	38	38	34	4	17	11000	6.2	21	79	3.1	...	1
141...	99	42	42	42	25	10500	6.1	17	65	4.4	...	3
142...	88	35	35	35	21	9000	6.0	14	66	4.3	...	1
143...	130	27	23	23	...	3	3	...	1	16	11000	5.6	9	76	6.1	...	1
144...	111	27	23	23	...	4	3	1	...	16	8500	5.6	10	62	3.8	...	3
145...	87	53	47	43	4	6	6	28	10000	5.5	24	66	4.5	...	6
146...	63	32	32	29	3	20	11500	6.4	11	55	3.7	...	6
147...	154	32	32	29	3
148...	*113	32	32	29	3
4-A.....	*4019	1397	1351	1308	43	46	45	1	...	825	11500	5.7	519	74	3.9	14	94
1...	49	19	18	18	...	1	1	8	11000	6.6	9	67	3.3	...	2
2...	70	29	28	28	...	1	1	17	9500	6.3	10	62	3.7	...	2
3...	49	15	14	14	...	1	1	13	10000	4.8	2	2
4...	38	12	11	11	...	1	1	6	15000	6.7	6	75	4.5	...	1
5...	76	25	22	22	...	3	3	12	8000	5.5	13	62	5.0	...	1
6...	71	25	25	25	15	11000	5.3	10	74	4.9	1	2
7...	83	32	32	32	16	10500	5.1	15	75	3.5	...	3
8...	81	30	30	30	11	9500	4.5	19	79	3.7	1	3
9...	53	22	19	19	...	3	3	17	10500	4.6	5	86	4.2
10...	83	31	31	31	12	12500	5.6	17	73	3.5	...	2
11...	**31	8	8	8	6	10500	5.5	1	1	...
12...	64	25	24	24	...	1	1	15	9500	5.3	8	79	3.6	1	...
13...	73	21	21	21	16	13500	5.6	5	84	4.8	...	2
14...	42	18	18	18	13	9500	5.0	3
15...	64	18	17	15	2	1	1	14	14000	6.4	4	1
16...	62	27	27	27	16	11000	5.3	10	61	3.8	...	1
17...	57	18	18	18	12	13000	5.5	6	63	3.8	...	1
18...	56	19	19	19	16	11500	6.4	3
19...	91	24	24	24	17	10000	5.9	7	89	6.0	...	1
20...	105	34	34	32	2	19	10500	5.5	13	66	4.2	...	4
21...	34	21	21	10	11	4	15	91	2.9
22...	102	29	29	29	17	10000	5.9	12	58	4.3	...	2
23...	57	23	23	21	2	12	9000	5.1	6	73	4.8	...	1
24...	44	15	14	12	2	1	1	10	8500	5.8	5	55	3.8	...	1
25...	78	30	30	28	2	17	13500	5.8	11	74	4.1
26...	71	24	24	24	14	10500	6.9	7	73	4.4
27...	44	17	17	17	13	10000	5.6	4	1
28...	40	17	17	17	13	13000	6.3	4
29...	67	23	22	21	1	1	1	17	12500	5.8	6	74	4.5	...	1
30...	74	25	25	25	11	15000	6.2	13	80	3.5	...	3
31...	12	5	5	5	4	1
32...	98	32	32	32	23	13000	5.6	9	68	3.9	...	2
33...	66	27	27	27	18	13000	5.6	8	76	3.5
34...	66	27	27	27	14	12000	5.0	7	54	4.7	...	3
35...	63	22	18	18	...	4	4	18	13500	5.8	4	4
36...	85	23	22	22	...	1	1	14	9500	5.5	3	3
37...	57	17	17	17	13	10000	6.3	9	79	4.9	...	4
38...	92	22	21	21	...	1	1	15	10000	5.6	7	77	4.3	...	1
39...	58	23	21	21	...	2	1	1	...	6	...	4.7	14	55	3.7	3	1
40...	134	49	43	34	9	6	6	21	10500	5.4	24	58	3.4	1	5
41...	52	14	14	14	7	11000	6.1	7	74	3.4	...	3
42...	50	18	18	18	17	10500	5.9	1	1
43...	75	21	21	21	7	...	5.1	14	73	4.1	1	...
44...	110	37	36	29	7	1	1	13	10000	4.7	22	65	3.0	...	4
45...	77	25	24	24	...	1	1	13	12500	4.8	10	61	4.2	...	3
46...	96	33	31	31	...	2	2	13	15000	6.2	19	119	3.9	...	2
47...	86	35	35	35	19	12000	5.6	15	58	3.7	...	1
48...	83	29	29	29	22	15000	6.3	7	200	4.6	1	2
49...	78	24	22	22	...	2	2	17	11000	5.0	7	77	4.1	...	3
50...	80	26	26	26	20	14000	6.2	5	99	4.8	...	2
51...	57	34	28	28	...	6	6	9	14000	4.2	23	59	3.3
52...	96	28	27	27	...	1	1	21	11500	6.2	7	57	5.0	...	2
53...	61	26	25	25	...	1	1	14	14000	5.9	12	68	4.0
54...	75	27	25	25	...	2	2	18	14500	6.2	8	84	4.9	1	2
55...	55	26	26	24	2	15	10000	5.3	9	65	2.3
56...	78	23	23	23	15	11000	6.3	6	...	4.5
57...	64	17	17	17	16	12000	6.0	1	2	...
58...	67	18	17	17	...	1	1	11	11500	6.4	6	79	3.7	...	2
59...	62	20	20	19	1	13	11500	6.5	5	65	4.0	...	1
4-B.....	*7892	2922	2139	1862	277	557	428	129	226	1086	11000	5.7	1703	60	3.5	31	288
1...	91	31	31	29	2	19	12000	6.4	12	68	3.9	1	1
2...	62	24	24	24	18	13500	6.4	6	80	5.2	...	1
3...	**64	17	17	17	14	15500	6.4	2	1
4...	115	37	37	33	4	16	10500	5.6	21	66	3.8	1	2
5...	*72	37	37	31	6	18	12500	5.6	19	76	2.7	...	1
6...	37	12	12	12	9	10500	5.7	3
7...	52	19	19	19	5	11500	5.8	14	67	3.7	...	2
8...	156	63	63	59	4	18	13000	5.8	44	73	3.3	...	6

BUREAU OF THE CENSUS, WASHINGTON

City Block Characteristics

Table 2.—CHARACTERISTICS OF HOUSING UNITS, BY BLOCKS: 1960—Con.

["Total population" contains no persons in group quarters unless preceded by asterisk: one asterisk (*) denotes less than 10 percent; two asterisks (**), 10 percent or more]

Blocks within census tracts	Total population	All housing units by condition and plumbing									Occupied housing units							
		Total	Sound			Deteriorating			Dilapidated	Owner occupied			Renter occupied			Occupied by non-white	1.01 or more persons per room	
			Total	With all plumbing facilities	Lacking some or all facilities	Total	With all plumbing facilities	Lacking some or all facilities		Total	Average value (dollars)	Average number of rooms	Total	Average contract (dollars)	Average number of rooms			
9...	59	27	27	25	2	12	15000	6.8	15	65	3.2
10...	74	29	29	24	5	17	11500	5.9	11	60	3.7
11...	66	17	17	17	14	10500	5.4	3	1
12...	65	30	30	22	8	19	10500	5.5	11	66	3.7	...	5
13...	65	25	25	25	18	12500	5.6	7	77	3.3
14...	91	35	35	27	8	18	12500	5.3	17	62	2.9
15...	87	30	29	27	2	1	1	14	12000	5.4	16	59	3.4	...	2
16...	13	6	5	5	...	1	1	5	14000	6.8	1	
17...	57	24	22	22	...	2	2	17	14500	5.7	6	67	3.5	...	2
18...	42	15	14	14	...	1	1	11	12000	5.4	3
19...	44	15	15	15	9	16500	6.4	6	44	3.2	...	1
20...	112	36	30	27	3	6	2	4	16	18000	5.6	20	73	3.8	...	6
21...	23	8	4	4	...	4	2	2	6	12000	6.0	2	1
22...	94	34	34	30	4	14	9000	5.2	16	56	3.6	...	1
23...	51	17	17	17	16	13500	5.6	1	1
24...	103	32	32	31	1	23	13000	6.1	8	63	4.6	...	2
25...	75	26	25	25	...	1	1	23	10000	5.4	3
26...	77	28	26	26	...	2	2	20	11500	5.7	7	76	3.3	...	2
27...	2	1
28...	79	24	24	24	15	13000	5.7	9	79	5.1	...	2
29...	84	34	29	29	...	5	5	12	10000	4.9	22	65	3.6	...	2
30...	65	28	26	26	...	2	2	11	10000	5.3	17	71	3.9
31...	90	34	26	23	3	8	7	1	25	11000	5.6	7	55	3.7
32...	100	33	31	26	5	2	2	22	10500	6.4	11	150	4.0	...	2
33...	117	47	41	38	3	6	6	19	14500	5.3	27	98	3.1	...	3
34...	65	31	31	23	8	12	15000	5.4	16	50	3.4	...	1
35...	**105	31	31	25	6	18	11000	5.9	10	67	3.6	...	4
36...	86	27	27	23	4	20	10500	5.8	6	53	3.7	...	4
37...	130	55	55	41	14	21	8500	5.4	30	55	3.3	...	7
38...	114	35	35	34	1	24	9000	5.3	10	67	4.7
39...	76	32	32	26	6	16	11500	6.8	15	68	3.6	...	3
40...	115	41	28	26	2	13	13	19	12500	5.6	18	56	3.9	...	5
41...	101	42	23	17	6	19	13	6	10	11000	5.3	30	78	3.6	...	2
42...	91	31	24	23	1	7	7	14	11000	5.6	17	61	4.7	...	1
43...	40	11	11	11	3	8
44...	**251	78	78	61	17	28	12000	5.9	49	68	4.4	...	1
45...	84	35	35	31	4	20	10500	5.7	15	77	3.1	...	9
46...	32	19	19	9	10	4	14	38	2.1	...	1
47...	**237	30	23	23	...	7	7	6	8500	5.7	22	68	4.4	...	4
48...	141	63	38	19	19	25	13	12	10	14500	4.4	50	50	2.7	...	11
49...	91	48	45	23	22	3	1	2	19	11000	5.6	29	47	2.5	...	1
50...	160	75	62	47	15	13	9	4	10	11000	5.9	62	63	2.5	...	12
51...	63	24	24	20	4	8	9500	5.5	14	72	3.8	...	2
52...	62	32	31	16	15	1	1	5	16500	4.4	24	61	3.6	...	3
53...	86	38	38	35	3	11	8000	5.1	24	59	3.7	...	4
54...	84	39	29	19	10	10	9	1	8	6500	5.5	31	47	3.4	...	3
56...	78	45	24	24	...	8	6	2	13	7500	5.0	28	67	3.5	...	1
57...	92	28	8	8	...	9	9	11	8000	6.3	12	130	4.7	...	2
58...	89	38	27	25	2	10	6	4	12	8500	5.8	22	59	3.4	...	4
59...	114	35	11	10	1	20	16	4	11	8000	5.9	24	55	3.5	...	5
60...	78	28	13	12	1	11	11	8	7500	5.3	17	61	4.6
61...	91	42	13	13	...	24	17	7	10	9000	5.3	28	51	3.2	...	3
62...	109	44	42	42	...	2	2	14	7500	5.4	29	51	3.3	...	4
63...	142	50	35	35	...	13	13	20	9500	5.0	27	60	4.6	...	5
64...	131	43	34	34	...	6	6	17	8000	5.8	23	54	4.6	...	2
65...	108	51	45	43	2	6	6	10	8000	6.4	40	53	3.2	...	9
66...	131	47	8	7	1	36	21	15	3	8000	5.7	29	43	3.1
67...	92	28	6	6	...	14	14	11	9500	5.4	17	57	4.0	...	8
68...	114	38	19	19	...	13	11	2	7	15000	6.1	27	67	3.6	...	4
69...	60	20	10	10	...	6	6	4	14	67	3.7
71...	101	44	9	9	...	35	31	4	9	14000	6.7	31	62	3.4	...	3
72...	25	17	4	1	3	9	9	4	10	64	4.0
73...	72	26	5	5	...	11	9	2	10	4	...	21	51	4.3	...	10
74...	186	62	15	15	...	27	27	22	8000	5.6	33	51	4.2	...	13
75...	171	51	44	42	2	7	5	2	11	7500	4.9	40	60	3.4	...	5
76...	127	48	44	44	...	4	4	5	9500	5.2	42	93	3.7
77...	29	20	20	20	4	16	46	3.6	...	8
78...	71	28	2	1	1	12	5	7	14	1	...	25	38	3.0	...	4
79...	**124	32	10	10	...	11	10	1	11	7000	5.6	24	55	3.8	...	9
80...	130	44	17	16	1	10	10	18	6500	5.9	19	72	3.1	...	2
81...	37	18	2	2	...	12	4	8	4	16	48	3.3	...	8
82...	129	71	1	1	...	29	5	24	2	67	35	2.4	...	4
83...	59	22	8	7	1	9	5	4	5	18	55	3.3	...	1
84...	136	76	53	21	32	17	12	5	4	10000	7.1	63	45	3.2	...	8
85...	127	35	8	8	...	12	11	1	15	9000	6.3	17	56	4.0	...	11
86...	89	28	4	4	...	10	9	1	16	9500	7.5	19	44	2.8	...	3
87...	40	12	12	12	1	11	41	4.0	...	5
88...	47	16	12	12	...	4	4	9	8000	4.7	6	57	3.2	...	8
89...	116	31	18	15	3	13	9	4	8	7000	5.1	22	46	4.0	...	2
90...	49	12	3	3	...	8	8	5	9000	5.6	5	70	5.6
5.....	**401	2891	2672	2614	58	202	157	45	1789	14500	5.6	1025	77	4.0	13	148
1...	162	55	50	49	1	5	5	22	13500	6.2	33	66	3.9	...	3
2...	97	38	38	32	6	18	10500	5.6	18	57	4.3	...	1
3...	89	34	28	25	3	...	6	24	14000	6.5	8	60	3.6	...	1
4...	88	34	29	29	...	5	5	24	11500	5.6	10	55	4.4	...	1
5...	80	29	27	27	...	1	1	26	13500	5.9	2	1

Table 2.—CHARACTERISTICS OF HOUSING UNITS, BY BLOCKS: 1960—Con.

["Total population" contains no persons in group quarters unless preceded by asterisk (*) one asterisk (*) denotes less than 10 percent; two asterisks (**), 10 percent or more]

Blocks within census tracts	Total population	All housing units by condition and plumbing								Occupied housing units								
		Sound			Deteriorating			Dilapidated	Owner occupied			Renter occupied			Occupied by non-white	1.01 or more persons per room		
		Total	With all plumbing facilities	Lacking some or all facilities	Total	With all plumbing facilities	Lacking some or all facilities		Total	Average value (dollars)	Average number of rooms	Total	Average contract rent (dollars)	Average number of rooms				
							With flush toilet										No flush toilet	
6...	60	28	27	27	...	1	1	13	14500	5.3	13	58	3.2	...	1
7...	91	29	26	26	...	3	1	21	12000	5.6	7	80	3.9	...	1
8...	**203	26	25	25	...	1	1	17	12500	4.9	8	88	3.5	...	1
9...	13	6	6	6	2	4
10...	72	26	25	25	...	1	1	16	15000	6.0	9	73	4.0
11...	89	28	28	28	23	13500	5.8	5	74	4.4	1	2
12...	56	26	25	25	...	1	1	21	16000	6.0	4	1	...
13...	47	21	21	21	20	16000	6.1	1	4	1
14...	28	12	12	12	8	14500	5.6	4
15...	59	22	22	20	2	18	16000	5.3	4
16...	35	14	14	14	12	19000	6.0	2
17...	26	11	11	11	9	13500	5.7	2	2
18...	38	19	10	10	...	9	1	8	4	15	61	2.1
19...	258	76	69	67	2	6	6	1	45	16000	6.3	29	86	4.0	...	8
20...	125	52	52	52	28	18500	6.2	22	83	4.0
21...	47	14	14	14	12	18000	5.5	2	1
22...	20	7	7	7	5	19000	6.2	1
23...	44	16	16	16	15	16500	5.5	1
24...	74	27	26	26	...	1	1	24	18000	5.2	3
25...	24	8	8	8	5	18000	5.8	3
26...	63	21	21	21	16	16000	5.7	5	102	5.8	...	1
27...	62	30	30	30	7	25000	8.4	23	69	3.8
28...	12	5	5	5	4	1
29...	58	25	25	25	22	20000	6.3	3
30...	69	26	26	26	24	14000	5.5	2	1
31...	61	26	26	25	1	22	14000	4.9	4
32...	71	28	27	27	...	1	1	16	10500	4.6	12	151	3.9	1	1
33...	23	8	8	8	...	3	3	3	5	69	4.6
34...	94	30	28	26	...	3	4	25	14000	5.8	4	1
35...	69	29	26	26	...	3	3	18	14500	5.9	10	73	4.0	...	1
36...	73	26	25	25	...	1	1	25	13500	5.9	1
37...	85	30	30	30	2	29	13000	6.3	1	3
38...	106	36	34	33	1	2	2	24	12000	5.4	11	69	3.8
39...	95	30	27	27	...	2	2	1	27	10000	5.5	3	1	1
40...	52	19	19	19	12	13000	4.8	7	87	4.0	...	1
41...	63	19	19	19	12	15500	6.0	7	91	4.1	...	1
42...	51	16	16	16	13	13000	5.2	3	2
43...	**54	15	15	10	5	7	21000	7.6	8	54	3.0	...	9
44...	128	37	27	26	1	6	3	3	...	4	16	10000	5.1	20	61	3.7	...	3
45...	**79	10	8	8	...	2	2	7	10000	6.6	3	3
46...	74	26	23	20	3	3	1	2	17	11000	6.2	8	65	3.4	...	1
47...	98	40	18	18	...	22	15	7	11	10000	5.5	26	58	3.4	...	2
48...	101	38	21	21	...	16	14	2	...	1	10	9000	5.6	25	62	4.0	...	6
49...	59	18	11	11	...	7	3	4	10	11500	5.8	7	61	3.4	...	3
50...	54	23	21	18	3	2	2	12	12500	5.0	9	54	3.9
51...	53	21	21	21	16	12000	5.6	5	...	5.2
52...	68	24	24	24	14	7500	5.6	9	63	4.4	...	2
53...	64	20	20	19	1	15	17000	5.2	5	99	4.2	...	1
54...	98	28	28	28	15	11500	6.0	12	87	4.3	...	4
55...	73	22	19	19	...	2	2	1	12	14000	5.8	9	89	4.9
57...	34	11	11	11	9	13000	6.2	2	1
58...	53	13	13	13	9	10000	5.1	4	4
59...	17	17	17	17	9	12000	6.0	8	82	4.0
60...	66	14	14	14	10	13500	6.0	5	77	4.6	...	3
61...	53	11	11	11	10	13500	6.5	1	1
62...	45	15	15	15	13	14500	5.8	2
63...	34	12	12	12	7	12500	4.9	5	194	4.4	...	1
64...	36	15	15	15	8	14000	6.0	7	82	4.4
65...	41	11	11	11	7	13500	6.7	3	1
66...	30	12	12	12	8	13000	4.6	4	1
67...	36	13	13	13	9	14000	5.0	4
68...	35	14	14	14	10	15000	5.7	4
69...	25	10	10	10	10	14500	5.2
70...	23	10	10	10	10	15000	4.6
71...	27	10	10	10	10	16500	5.7
72...	15	8	8	8	7	17500	4.9
73...	16	8	8	8	7	14500	5.1	1
74...	25	10	10	10	9	14000	4.8	1
75...	29	10	10	10	8	18000	5.9	2	1
76...	12	4
77...	14	5	5	5	4	1
78...	51	17	17	17	16	24000	6.6	1
80...	31	12	12	12	7	16500	6.3	5	72	3.8
81...	33	12	12	12	7	26000	4.7	5	98	4.2	...	2
82...	24	9	9	9	3	6	82	3.8
83...	48	19	19	19	11	21000	5.8	8	73	3.4
84...	56	22	22	22	20	16500	5.5	2	1
85...	76	34	34	34	...	2	2	21	17500	5.2	12	85	3.7
86...	67	35	33	31	2	2	2	12	20000	5.4	21	74	3.9
87...	45	21	19	17	2	2	2	11	11000	5.2	8	91	3.8
88...	28	11	10	10	...	1	1	10	18500	5.4	1
89...	27	12	12	12	9	25000	5.2	3
90...	35	13	13	13	10	13000	5.1	3	2
91...	16	8	5	5	...	3	3	5	3
92...	50	19	19	19	4	13	112	4.0	...	1
93...	39	12	12	12	7	13500	6.1	5	90	4.8
94...	39	12	12	12	10	12500	4.5	2	2

BUREAU OF THE CENSUS LIBRARY

Table 2.—CHARACTERISTICS OF HOUSING UNITS, BY BLOCKS: 1960—Con.

["Total population" contains no persons in group quarters unless preceded by asterisk; one asterisk (*) denotes less than 10 percent; two asterisks (**), 10 percent or more]

Blocks within census tracts	Total population	All housing units by condition and plumbing									Occupied housing units							
		Sound			Deteriorating			Dilapidated	Owner occupied			Renter occupied			Occupied by non-white	1.01 or more persons per room		
		Total	With all plumbing facilities	Lacking some or all facilities	Total	With all plumbing facilities	Lacking some or all facilities		Total	Average value (dollars)	Average number of rooms	Total	Average contract rent (dollars)	Average number of rooms				
							With flush toilet										No flush toilet	
95...	54	15	15	15	9	10000	5.0	6	73	5.0	...	2	
96...	59	19	18	18	13	9500	5.8	5	...	4.8	...	1	
97...	66	25	24	23	1	1	1	14	10000	5.3	11	64	4.3	...	2	
98...	79	27	24	22	2	2	2	19	11500	5.8	5	74	5.0	...	1	
99...	112	36	22	22	...	14	11	3	...	26	9500	5.2	9	72	4.8	...	2	
100...	61	21	18	18	...	3	3	11	9500	5.6	9	53	4.1	...	3	
101...	67	26	13	13	...	13	13	9	...	5.2	16	53	3.6	...	4	
102...	51	22	18	18	...	4	2	2	...	11	10000	5.1	10	62	3.1	...	1	
103...	96	35	23	23	...	12	8	4	...	11	10500	5.1	21	68	4.2	...	5	
104...	81	30	26	24	2	4	4	15	8500	4.7	14	74	4.2	...	2	
105...	81	33	33	30	3	13	11000	5.5	20	71	4.2	
106...	65	29	29	28	1	14	9500	5.4	14	54	3.2	
107...	61	19	16	16	...	3	3	15	10500	6.5	4	1	1	
108...	51	14	14	14	11	13000	5.9	3	
109...	59	17	17	17	11	11500	5.9	6	82	4.0	
110...	59	20	20	20	14	13000	6.1	6	89	4.3	...	1	
111...	46	18	18	18	11	12500	5.9	6	81	4.2	...	1	
112...	53	24	23	23	...	1	1	13	14000	5.8	7	89	3.9	
113...	37	16	16	16	12	15500	5.3	3	
114...	41	15	15	15	12	18000	5.6	3	1	
115...	28	10	10	10	10	22000	6.4	
116...	37	14	13	13	12	17500	5.1	2	
117...	29	16	16	16	1	13	12000	5.5	1	
118...	47	17	17	17	11	16500	5.5	5	104	4.0	...	1	
119...	50	18	18	18	13	11500	4.9	4	1	2	
120...	63	20	20	20	8	...	5.0	12	82	4.3	
121...	53	20	20	20	17	12500	5.4	3	
122...	93	27	27	27	14	14000	5.6	13	86	3.8	2	3	
123...	66	26	26	26	10	18500	5.9	14	90	4.2	...	1	
124...	**65	25	23	21	2	2	1	1	...	15	12000	5.1	10	73	3.4	
125...	69	25	23	23	...	2	2	14	11500	5.4	11	70	3.5	...	1	
126...	98	24	18	18	...	3	3	11	15000	6.0	12	75	4.8	...	2	
127...	75	30	28	17	11	1	1	...	3	10	...	4.3	16	59	3.3	...	4	
128...	54	20	13	11	2	5	...	5	...	7	...	5.6	13	57	2.9	...	2	
129...	34	12	12	11	1	5	...	6.6	7	72	4.0	...	1	
130...	25	7	7	7	7	14500	5.3	1	
131...	89	27	27	27	13	17000	5.0	13	89	4.4	...	2	
132...	**164	4	
133...	29	11	11	11	3	7	73	4.0	
134...	53	20	20	20	12	11000	4.4	7	99	4.0	
135...	62	19	19	19	8	11500	5.4	11	91	4.1	...	1	
136...	33	15	15	15	12	18500	5.0	3	
137...	53	21	21	21	10	20000	5.1	11	99	3.7	
138...	64	19	19	19	9	22000	5.4	10	113	5.2	...	1	
140...	41	11	11	11	10	19500	6.7	1	...	1	...	1	
141...	46	18	18	18	8	...	5.5	9	95	4.3	...	1	
143...	85	27	20	20	...	7	5	2	...	8	8500	4.8	18	80	3.9	...	3	
144...	79	26	26	26	15	17500	5.9	9	81	3.7	...	2	
145...	54	16	16	16	6	...	4.8	10	80	3.8	...	2	
6.....	*3584	1283	877	822	55	228	204	24	...	178	443	8500	5.4	763	68	3.7	8	155
1....	21	6	5	4	1	1	1	3	2	1	
2....	**91	31	31	31	13	8500	4.8	17	72	3.4	...	2	
3....	*124	36	33	33	...	1	1	14	9000	5.2	22	52	4.3	...	4	
4....	135	60	58	49	9	2	2	16	12000	5.9	44	56	2.5	1	4	
5....	89	31	31	28	3	13	9500	5.7	18	70	3.9	...	2	
6....	183	92	84	75	9	8	8	18	8500	5.5	70	96	3.0	1	3	
7....	46	15	13	10	3	2	2	6	11500	6.3	8	52	3.8	...	2	
8....	*143	38	28	28	...	10	8	2	...	9	8500	4.9	26	55	4.3	...	10	
9....	75	18	9	9	...	8	8	3	14	62	4.3	...	9	
10....	34	12	5	5	...	5	5	7	5000	6.0	5	55	4.8	...	1	
12....	62	20	11	11	...	9	9	11	9000	5.9	7	68	5.0	...	2	
13....	83	28	19	16	3	8	8	17	7500	5.4	8	58	4.0	...	3	
15....	46	25	25	17	8	1	24	51	3.3	
16....	84	26	3	3	...	19	18	1	...	3	21	51	4.1	...	7	
17....	84	35	33	33	2	10	6500	5.5	24	90	3.6	...	2
18....	99	37	30	30	...	5	5	15	7000	5.0	17	95	4.1	...	5	
19....	78	36	22	20	2	9	4	5	...	11	7000	5.2	22	67	3.2	...	2	
20....	96	27	14	14	...	5	5	8	22	64	4.7	...	3	
21....	9	11	8	...	8	3	3	7	43	2.9	
24....	47	13	3	2	1	1	1	9	...	4.6	6	67	3.8	...	4	
25....	*60	13	1	1	...	2	1	1	...	10	6500	5.1	5	...	4.6	...	4	
26....	97	28	7	4	3	2	1	1	...	19	6000	5.3	12	41	3.6	...	8	
27....	26	11	3	3	...	6	6	7	10500	5.3	1	1	
28....	97	26	14	14	...	4	4	8	9000	6.0	8	60	5.0	...	1	
29....	52	21	10	10	...	4	4	6	...	4.3	14	64	4.1	...	2	
30....	129	41	22	22	...	13	13	6	18	7500	4.7	21	61	3.9	...	10
31....	85	30	29	29	...	1	1	15	9500	5.7	14	52	3.9	...	1	
32....	133	54	50	50	...	3	3	15	8500	5.3	36	83	3.3	...	5	
33....	103	61	60	60	...	1	1	12	11500	7.0	37	72	3.0	...	2	
34....	177	50	26	25	1	5	5	19	16	8000	5.7	33	56	3.6	1	13
35....	59	28	21	21	...	5	5	2	5	9000	6.8	20	69	3.4	...	2
36....	80	41	38	38	...	2	2	1	15	7000	4.6	24	133	2.8	1	...
37....	157	46	10	9	1	21	14	7	...	15	11	9000	5.3	32	44	3.8	2	14
38....	84	25	1	1	...	3	3	21	12	5500	5.3	12	49	5.1	...	3
40....	118	41	10	9	1	11	10	1	...	20	12	5500	5.4	29	46	4.0	...	6
41....	76	24	17	15	2	...	10	10000	5.3	12	59	4.4	...	3	

Table 2.—CHARACTERISTICS OF HOUSING UNITS, BY BLOCKS: 1960—Con.

["Total population" contains no persons in group quarters unless preceded by asterisk; one asterisk (*) denotes less than 10 percent; two asterisks (**), 10 percent or more]

Blocks within census tracts	Total population	All housing units by condition and plumbing									Occupied housing units							
		Sound					Deteriorating				Dilapidated	Owner occupied			Renter occupied		Occupied by non-white	1.01 or more persons per room
		Total	With all plumbing facilities	Lacking some or all facilities	Total	With all plumbing facilities	Lacking some or all facilities		Total	Average value (dollars)		Average number of rooms	Total	Average contract rent (dollars)	Average number of rooms			
							With flush toilet	No flush toilet										
43...	56	24	24	24	5	...	5.8	18	84	3.9
44...	56	24	18	18	...	6	6	20	10500	5.6	4
45...	23	8	6	6	...	2	2	3	3	2
46...	85	28	22	20	2	6	4	2	18	8000	5.0	9	77	4.4	...	2
47...	17	4
48...	69	20	7	7	...	10	10	3	13	6500	5.2	7	51	4.3	...	5
49...	25	5	4	4	...	1	1	4	1	1
50...	89	32	28	28	...	4	2	2	10	11000	5.3	22	82	3.8	...	3
51...	2	1
7...	*8935	2759	2356	2334	22	333	324	9	...	70	1226	13500	5.7	1430	71	4.0	56	346
1...	71	25	24	24	1	4	20	80	4.0	1	2
2...	66	27	24	22	2	3	3	3	21	78	3.8	...	3
3...	51	19	14	14	...	3	3	2	7	12000	5.3	8	77	3.9	...	4
4...	69	20	12	12	...	8	8	1	18	78	3.6	1	6
6...	32	13	13	13	7	25000	6.0	6	106	3.8
7...	103	34	31	31	...	3	3	5	28	87	4.0	1	1
8...	81	25	25	25	9	19000	6.2	16	87	3.6	2	2
9...	89	23	15	15	...	5	5	3	12	10000	6.0	11	79	4.1	...	4
10...	66	17	14	14	...	3	3	8	11500	6.4	9	72	4.8	...	2
11...	85	28	22	22	...	6	6	8	...	4.6	16	74	4.2	...	3
12...	43	15	14	14	...	1	1	5	10500	5.6	9	67	3.2	...	1
13...	35	8	6	6	2	2	6	99	4.8	...	3
15...	84	21	5	4	1	10	10	6	7	...	4.4	14	70	4.7	...	6
16...	54	16	4	4	...	10	10	2	5	...	6.6	10	71	4.0	1	2
17...	83	25	16	16	9	12	12000	5.3	13	58	2.8	2	7
18...	75	20	20	20	13	13500	6.7	7	79	4.8
19...	**93	1
20...	14	4
21...	57	21	21	21	13	16000	6.4	8	78	3.9
22...	38	17	17	17	15	16000	6.7	1
23...	**97	6	6	6	6	19500	7.0
24...	32	12	12	12	11	33000	7.0	1
25...	72	25	25	25	13	24000	6.9	12	161	3.8
26...	51	16	15	15	...	1	1	10	18500	6.2	6	91	5.0	1	1
27...	86	37	36	36	...	1	1	5	...	6.2	30	82	4.0	...	1
28...	48	16	15	15	...	1	1	10	13500	6.0	6	97	5.2	...	1
29...	57	20	20	19	1	17	17500	6.9	3	1
30...	50	17	16	16	...	1	1	15	22000	7.5	1	1
31...	49	18	18	18	9	24000	5.1	9	93	4.0	...	1
32...	41	12	12	12	9	33000	7.1	3	1
33...	21	9	9	9	5	...	4.8	4
34...	20	8	8	8	3	3
35...	63	23	22	22	...	1	1	5	...	4.4	17	96	4.2	...	2
36...	4	1
37...	2	2
38...	61	21	21	21	9	18500	6.7	12	84	3.9	...	2
39...	33	8	8	8	6	21000	6.7	2	1
40...	70	21	21	21	12	16500	6.1	9	99	4.1	...	1
41...	60	25	25	25	16	13500	5.1	7	76	3.7	...	1
44...	28	12	12	12	3	8	88	3.8
45...	71	43	42	42	1	3	38	111	3.1
46...	111	66	66	66	3	61	76	2.9	...	2
47...	51	14	14	14	8	11500	5.4	6	111	5.2	...	2
48...	84	26	26	26	8	15000	6.4	18	74	4.5	...	2
49...	78	20	20	20	16	12000	6.5	4	1
50...	45	17	17	17	12	12000	5.9	3
51...	67	17	17	17	14	13000	8.1	3
52...	79	27	27	27	16	14500	5.9	11	75	4.4
53...	94	27	16	16	...	11	11	14	11500	6.1	12	67	5.1	...	2
54...	73	20	16	16	...	4	4	11	10500	5.6	9	75	5.0	...	2
55...	62	27	10	10	...	12	11	1	10	7500	4.8	14	54	4.1	1	1
56...	89	24	12	12	...	8	8	8	11000	5.9	14	74	4.1	...	3
57...	90	26	7	7	...	14	14	4	21	70	4.5	...	7
58...	96	23	6	6	...	13	12	1	4	18	65	4.3	...	7
59...	95	28	7	7	...	18	18	3	10	17	65	4.4	...	6
60...	141	41	20	20	...	21	21	7	...	4.6	32	66	4.0	...	9
61...	36	9	7	7	...	2	2	6	3	3
62...	39	10	7	7	...	4	4	6	4	2
63...	152	37	8	8	...	29	29	12	...	4.3	24	58	4.5	1	13
64...	23	11	11	11	1	9	64	2.9	...	1
66...	12	3
67...	23	7	7	7	3	4	2	...
68...	59	12	12	12	2	10	57	4.4	...	6
69...	98	29	6	4	...	20	18	2	...	3	3	17	52	3.8	2	12
70...	33	7	4	4	...	3	3	3	2
71...	75	17	8	8	...	9	9	8	9000	6.1	9	60	4.2	...	5
72...	182	46	29	29	...	16	15	1	15	8000	5.0	30	52	4.4	...	12
73...	139	43	23	17	6	15	13	2	...	5	11	10500	5.3	30	53	3.7	...	10
74...	69	26	20	17	3	6	6	12	9000	5.8	12	41	3.6	...	3
75...	**116	22	22	22	13	12500	5.7	9	64	3.9
76...	112	38	38	38	13	13500	6.4	24	68	4.4	...	1
77...	99	30	30	30	14	8000	5.6	15	78	5.0	...	1
78...	109	36	36	36	23	11500	6.4	12	67	4.3	1	...
79...	93	33	33	33	13	19	76	3.8	...	1
80...	98	26	26	26	20	13000	6.7	6	78	4.5	...	2
81...	63	21	21	21	13	15500	6.6	8	62	4.4

Table 2.—CHARACTERISTICS OF HOUSING UNITS, BY BLOCKS: 1960—Con.

["Total population" contains no persons in group quarters unless preceded by asterisk; one asterisk (*) denotes less than 10 percent; two asterisks (**), 10 percent or more]

Blocks within census tracts	Total population	All housing units by condition and plumbing									Occupied housing units								
		Sound					Deteriorating				Dilapidated	Owner occupied			Renter occupied				
		Total	With all plumbing facilities	Lacking some or all facilities	Total	With all plumbing facilities	Lacking some or all facilities		Total	Average value (dollars)		Average number of rooms	Total	Average contract rent (dollars)	Average number of rooms	Occupied by non-white	1.01 or more persons per room		
							With flush toilet	No flush toilet											
82...	113	36	35	35	...	1	1	17	16500	6.2	18	73	3.2	...	5	
83...	57	25	25	25	18	13000	5.7	6	...	4.3	
84...	70	23	23	23	21	13000	5.7	2	...	3.7	1	1	
85...	84	31	31	31	10	13500	4.5	21	70	3.7	
86...	76	32	32	32	13	16000	5.8	18	70	3.6	1	3	
87...	109	41	41	40	1	12	11500	4.8	29	87	4.0	...	2	
88...	65	21	19	19	...	1	1	10	14000	5.8	9	73	5.1	...	2	
89...	54	19	17	17	...	2	2	12	12500	4.6	5	77	4.4	...	1	
90...	46	18	18	18	11	15500	5.6	6	78	3.7	
91...	73	23	23	23	19	12000	5.1	4	
92...	71	22	22	21	1	19	12500	5.3	3	
93...	62	22	22	22	15	13000	5.0	7	81	3.9	...	1	
94...	101	31	28	28	...	3	3	15	13500	5.3	15	83	5.0	...	3	
95...	139	45	45	45	17	14000	5.3	27	88	4.1	...	3	
96...	88	31	31	31	21	20000	7.0	10	79	3.7	...	1	
97...	85	30	30	30	21	16500	6.6	9	93	4.4	
98...	94	30	30	30	21	15500	6.8	8	79	3.5	...	1	
99...	79	26	26	26	19	9500	5.7	6	76	4.2	
100...	85	27	27	27	18	11500	5.3	9	80	4.1	...	2	
101...	96	32	32	31	1	18	8000	5.1	13	79	4.2	...	1	
102...	154	47	47	47	28	8500	5.1	19	75	4.4	2	8	
103...	53	19	19	19	9	...	4.7	10	78	4.4	...	1	
104...	232	57	57	57	11	12000	5.4	46	49	4.1	8	21	
105...	224	57	57	57	9	...	4.9	46	43	4.1	12	20	
106...	187	46	46	46	7	...	5.7	39	40	3.9	3	16	
107...	262	64	63	63	...	1	1	9	8500	5.9	53	42	4.1	8	23	
108...	322	77	39	39	...	34	32	2	40	8000	5.1	37	52	4.2	...	24	
109...	213	68	61	60	1	50	7000	4.8	18	68	4.2	2	10	
110...	451	162	156	155	...	2	2	93	11500	5.4	47	79	4.0	...	16	
8...	4138	917	647	643	4	87	85	2	183	166	8500	5.1	716	45	4.4	80	360
5...	27	8	5	5	3	8	49	3.1	...	5	
7...	43	10	2	2	...	5	5	3	7	48	5.1	...	3	
9...	50	9	1	1	8	6	48	4.0	...	7	
10...	49	12	2	2	7	...	5.3	4	4	
11...	154	30	5	5	9	19	6500	5.4	8	43	5.1	...	11
12...	116	26	4	4	22	8	6500	5.6	16	42	3.9	1	9
15...	72	11	15	3	49	4.8	...	7	
22...	18	7	2	2	1	3	2	
23...	99	20	5	5	15	7	...	5.3	11	43	4.2	...	8
24...	27	8	1	1	7	2	6	52	3.8	1	2
25...	72	17	17	7	7000	4.7	10	44	4.0	...	6
26...	63	14	2	2	12	7	7000	4.6	6	40	3.3	...	7
27...	73	15	4	4	11	6	7000	5.3	9	44	4.8	...	4
30...	246	50	3	3	...	15	15	32	31	8500	4.9	19	51	4.6	...	20
32...	754	189	181	181	...	8	8	2	172	43	4.5	12	58	
33...	521	102	100	100	...	2	2	6	...	9500	5.2	95	46	4.6	24	47
34...	69	9	9	56	5.8	3	8	
35...	16	4
36...	223	32	32	32	31	50	5.5	4	23	
37...	201	45	45	45	1	41	45	4.5	2	17	
38...	217	48	48	48	47	45	4.3	5	17	
39...	284	80	80	79	1	3	77	38	3.8	9	23	
40...	476	97	97	96	1	6	6000	4.2	89	47	4.7	16	49	
41...	5	1
42...	24	9	...	5	1	3	3	6	15000	5.7	3	1	4
43...	35	6	6	5	1	3	3
45...	4	2
47...	45	16	8	8	...	6	6	2	8	11000	4.9	8	59	3.6	...	4
52...	14	4
53...	29	7	5	5	...	2	2	4	3	2
54...	55	13	6	6	...	6	6	1	8	5500	5.0	5	...	5.0	1	4
55...	57	16	12	11	1	4	4	10	14000	4.6	6	51	4.0	...	5	
9-A...	*6613	2019	1885	1872	13	120	114	5	14	1419	10000	5.0	505	80	4.1	24	270
1...	81	29	25	23	2	4	4	16	9000	4.9	11	53	4.1	...	4	
2...	74	22	19	17	2	3	3	18	9500	5.2	4	5	
3...	91	25	24	24	...	1	1	20	9000	4.9	5	57	4.4	...	5	
4...	92	26	26	26	20	9500	4.8	5	79	4.3	...	1	
5...	79	25	22	22	...	3	3	18	9500	5.2	6	81	4.4	...	1	
6...	62	20	19	19	...	1	1	15	8000	4.5	5	74	4.4	...	3	
7...	66	22	22	22	15	8500	4.4	7	79	4.0	...	3	
8...	66	23	23	23	16	8500	4.1	7	79	4.0	...	3	
9...	57	14	12	12	2	2	2	1	13	7000	5.0	3	2	4
10...	25	11	10	8	2	1	1	9	7500	4.3	1	2	2
11...	45	10	10	10	4	6	85	3.7	...	7	7
12...	152	45	42	42	...	2	1	1	1	24	11000	4.8	18	94	4.2	...	2
13...	71	20	20	20	14	12500	5.3	6	95	4.2	...	1	1
14...	35	10	10	10	10	10500	5.2
15...	26	7	7	7	6	14500	7.0	1	2	2
16...	46	15	14	14	...	1	1	8	10500	4.6	7	78	4.0	...	2	2
17...	71	24	24	24	17	11000	4.7	7	93	4.1	...	2	2
18...	67	20	20	20	18	13000	5.3	2
19...	35	11	11	11	11	11500	4.5
20...	98	28	28	28	17	12000	5.5	11	79	4.0	...	3	3
21...	81	24	24	24	12	11500	5.1	9	87	4.1	...	4	4

Table 2.—CHARACTERISTICS OF HOUSING UNITS, BY BLOCKS: 1960—Con.

["Total population" contains no persons in group quarters unless preceded by asterisk; one asterisk (*) denotes less than 10 percent; two asterisks (**), 10 percent or more]

Blocks within census tracts	Total population	All housing units by condition and plumbing								Occupied housing units									
		Sound				Deteriorating				Dilapidated	Owner occupied			Renter occupied			Occupied by non-white	1.01 or more persons per room	
		Total	With all plumbing facilities	Lacking some or all facilities	Total	With all plumbing facilities	Lacking some or all facilities	With flush toilet	No flush toilet		Total	Average value (dollars)	Average number of rooms	Total	Average contract rent (dollars)	Average number of rooms			
23...	64	18	16	16	...	1	1	1	14	11000	4.9	3	2
24...	573	150	138	138	...	11	11	1	112	10000	5.0	28	78	4.5	10	29	
25...	119	30	30	30	24	10500	4.6	6	78	4.5	1	8	
26...	76	19	19	19	15	10500	4.6	4	5	
27...	120	36	35	35	...	1	1	28	10500	4.9	5	71	4.2	...	4	
28...	42	12	12	12	12	9000	4.1	3	
29...	66	22	22	22	15	8500	4.3	7	79	3.9	...	2	
30...	93	24	24	24	21	10500	4.9	3	4	
31...	76	27	25	25	...	2	2	15	7000	4.3	12	73	3.8	...	4	
32...	77	26	26	26	22	8500	4.4	4	4	
33...	78	23	22	22	...	1	1	20	9500	5.0	3	2	
34...	78	23	23	23	21	11000	5.2	2	2	
35...	73	24	24	24	21	10000	4.8	3	1	1	
36...	68	23	20	20	...	3	2	1	15	10500	4.7	7	69	3.7	...	2	
37...	59	19	16	16	...	3	3	13	9000	5.0	6	69	3.0	...	1	
38...	77	23	22	22	...	1	...	1	19	9000	4.5	3	3	
39...	82	25	24	24	...	1	1	18	10500	4.8	6	90	3.8	...	5	
40...	80	23	17	17	...	6	5	1	16	9500	5.1	7	69	5.3	2	3	
41...	72	23	19	19	...	4	4	16	9500	5.1	4	2	
42...	86	22	21	21	...	1	1	21	11000	4.8	1	4	
43...
44...	100	24	24	24	20	11000	5.0	4	4	
45...	24	7	7	7	6	9000	4.3	1	2	
46...	100	30	26	26	...	4	3	1	26	8000	4.6	2	7	
47...	113	32	29	28	1	3	3	25	10500	5.2	7	69	4.0	2	6	
48...	107	30	29	29	1	19	9000	4.6	11	77	3.8	1	9	
49...	114	35	31	31	...	3	3	1	29	9000	5.0	5	52	4.2	...	4	
50...	80	23	21	21	2	19	8500	4.3	3	6	
51...	*524	191	166	166	...	21	20	...	1	4	66	12500	5.6	93	101	3.9	...	21	
52...	94	27	27	27	20	16000	6.1	4	3	
53...	111	26	26	26	24	12000	4.9	2	4	
54...	126	35	34	34	...	1	1	25	11000	5.7	7	82	4.6	...	4	
55...	102	34	32	32	...	1	1	1	24	9500	4.5	9	74	3.6	...	3	
56...	91	30	30	30	22	10000	4.5	6	73	4.5	...	5	
57...	124	34	32	32	...	2	2	29	9500	5.1	4	5	
58...	106	30	27	27	...	2	2	1	24	9500	5.0	6	68	4.2	...	5	
59...	82	29	26	26	...	3	3	24	10000	4.7	5	68	3.4	...	1	
60...	84	28	27	27	...	1	1	22	9000	4.9	5	75	4.8	...	4	
61...	114	32	31	30	1	1	1	27	9500	4.9	5	87	5.0	1	3	
62...	91	33	32	31	1	1	1	27	7500	4.6	5	72	4.2	...	3	
63...	101	38	37	37	...	1	1	23	8500	5.1	12	62	4.0	...	3	
64...	77	29	29	29	22	9000	5.1	6	54	3.8	...	1	
65...	68	23	22	22	...	1	1	13	9000	5.5	8	63	4.6	...	3	
66...	68	24	24	23	1	17	7000	4.8	5	...	4.2	2	3	
67...	52	19	18	17	1	1	1	16	10000	5.0	2	1	
68...	55	15	8	8	...	7	7	7	10000	6.1	7	64	4.6	...	2	
69...	65	19	19	19	15	8500	5.1	4	1	
70...	75	24	19	19	...	5	5	13	9500	5.5	10	75	4.3	...	3	
71...	*20	6	6	6	3	3	
72...	90	29	29	29	21	10000	5.3	6	90	4.8	...	2	
73...	103	34	31	31	...	3	3	24	10000	5.8	8	54	3.4	...	3	
74...	39	12	8	8	...	4	4	4	8	71	4.4	
75...	34	11	9	9	...	2	2	4	7	59	3.3	...	2	
9-8...	5887	1613	1577	1575	2	36	36	1347	11500	5.1	232	83	4.2	19	228	
1...	36	10	10	10	7	9500	4.4	3	2	
2...	40	12	12	12	11	10000	5.2	1	2	
3...	27	8	8	8	5	10500	6.6	3	1	
4...	44	12	12	12	8	10500	5.5	4	2	
5...	72	24	24	24	22	11000	4.7	2	2	
6...	72	18	18	18	18	13500	5.5	3	
7...	55	19	19	19	17	12500	4.7	1	2	
8...	70	19	19	19	17	13000	5.3	1	1	1	
9...	58	18	17	17	...	1	1	15	11500	4.4	2	3	
10...	45	10	10	10	10	17500	7.0	1	
11...	85	27	26	26	...	1	1	21	17000	5.7	6	88	5.2	...	2	
12...	152	45	40	40	...	5	5	30	14000	5.0	10	83	4.5	...	3	
13...	57	19	19	19	19	16500	5.7	
14...	82	22	22	22	18	15500	5.8	4	1	1	
15...	153	39	39	39	39	13500	5.5	1	7	
16...	52	16	16	16	15	13500	4.8	1	
17...	90	23	22	22	...	1	1	19	11500	5.1	4	4	
18...	64	17	16	16	...	1	1	16	10500	4.8	1	2	
19...	58	24	24	24	15	10000	4.4	5	97	4.0	...	1	
20...	102	27	25	25	...	2	2	17	10500	4.9	9	64	4.7	...	7	
21...	36	11	11	11	8	9000	4.6	3	
22...	57	19	19	19	19	10000	5.0	2	
23...	51	14	14	14	12	10500	4.8	2	2	
24...	49	17	16	16	...	1	1	15	10500	4.8	2	
25...	61	21	21	21	18	9500	4.7	3	2	
26...	56	16	16	16	13	10500	5.8	3	1	
27...	69	17	16	16	17	11000	5.2	
28...	67	20	20	20	19	9500	5.3	1	1	
29...	58	16	15	15	12	10000	5.0	3	1	2	
30...	16	4	
31...	32	8	8	8	7	10000	5.0	1	
32...	51	15	15	15	13	9500	4.5	2	4	

City Block Characteristics

Table 2.—CHARACTERISTICS OF HOUSING UNITS, BY BLOCKS: 1960—Con.

["Total population" contains no persons in group quarters unless preceded by asterisk: one asterisk (*) denotes less than 10 percent; two asterisks (**), 10 percent or more]

Blocks within census tracts	Total population	All housing units by condition and plumbing									Occupied housing units							
		Total	Sound			Deteriorating			Dilapidated	Owner occupied			Renter occupied					
			Total	With all plumbing facilities	Lacking some or all facilities	Total	With all plumbing facilities	Lacking some or all facilities		Total	Average value (dollars)	Average number of rooms	Total	Average contract rent (dollars)	Average number of rooms	Occupied by non-white	1.01 or more persons per room	
33...	75	18	18	18	15	11000	5.5	3
34...	59	13	12	12	...	1	1	11	10500	5.9	2	1
35...	55	14	14	14	14	13000	6.4	1
37...	79	20	20	20	18	12500	5.2	1	3
38...	105	22	20	20	...	2	2	18	13000	5.6	3	7
39...	134	35	35	35	27	16500	6.0	7	93	4.3	1	...	3
40...	83	22	22	22	19	14500	5.6	2	3
41...	117	27	27	27	22	13500	6.2	4	3
42...	122	29	29	29	20	12500	6.0	7	92	4.7	3
43...	105	26	26	26	24	11000	5.8	2	4
44...	45	19	19	19	14	10000	5.5	5	76	4.0	1
45...	54	16	16	16	14	9000	4.5	2
46...	39	10	10	10	7	7500	4.7	3	3
47...	11	3	1
48...	44	15	14	14	...	1	1	12	8000	4.6	3
49...	58	17	16	16	...	1	1	8	9000	5.0	9	65	4.1	1	...	2
50...	72	24	22	22	...	2	2	15	10000	4.9	6	83	4.0	2
51...	50	16	16	16	14	11000	4.6	2
52...	68	20	20	20	19	10500	4.7	1
53...	63	15	14	14	...	1	1	14	13000	5.2	1	3
54...	51	17	17	17	15	13000	5.3	1
55...	27	10	10	10	9	15000	5.9	1
56...	74	18	18	18	16	12000	4.6	2	8
57...	43	9	9	9	9	12500	5.1	1
58...	64	20	20	20	19	13000	5.3	1	3
59...	74	18	18	18	17	15000	5.9	1	1
60...	69	21	21	21	18	14500	5.3	3	1
61...	65	19	19	19	15	13000	4.6	4	3
62...	72	18	16	16	...	2	2	16	12000	5.6	2	4
63...	75	20	18	18	...	2	2	19	12000	5.6	1	...	4
64...	93	20	20	20	17	14000	5.9	3	5
65...	16	4
66...	45	12	11	11	...	1	1	11	10500	5.0	1	4	2
67...	47	16	16	16	11	9500	4.4	5	79	3.4	3
68...	74	20	20	20	18	11000	4.9	2	3
69...	105	32	31	31	...	1	1	24	9000	5.0	7	71	3.9	3
70...	17	4
71...	85	21	19	19	...	2	2	16	9000	5.1	5	79	4.4	1	...	7
72...	74	17	17	17	16	10000	5.1	1	2	...	3
73...	60	15	15	15	14	10000	4.5	1	4
74...	69	18	17	17	...	1	1	14	9000	4.6	4	4
76...	77	21	21	21	18	11000	4.1	3	5
77...	40	11	11	11	10	9000	4.2	4
78...	79	17	16	16	...	1	1	15	10000	4.3	6
79...	124	29	29	29	22	11000	4.5	7	91	4.0	9
80...	49	13	13	13	12	11500	4.5	1	2
81...	68	20	20	20	17	12000	4.4	2	5
82...	56	16	16	16	13	11500	4.5	2	3
83...	78	23	23	23	18	10500	4.5	5	90	4.6	4
84...	85	24	24	24	22	9500	4.2	2	5
85...	45	13	13	13	10	10500	4.3	3	1
86...	58	14	14	14	13	11000	4.6	1	4
87...	188	48	48	48	38	11000	5.0	8	93	5.4	1	...	6
88...	45	9	8	8	...	1	1	6	9500	5.3	3	3
90...	8	3
91...	106	27	24	23	1	3	3	21	11000	5.0	6	72	3.3	3	...	5
92...	27	8	6	6	...	2	2	6	12500	4.3	2	2
9-C.....	*5296	1774	1633	1612	21	130	121	7	2	11	1284	10000	5.0	452	70	4.0	8	151
1...	27	12	9	9	...	3	3	6	15500	5.3	4
2...	208	68	51	51	...	16	16	47	10000	5.2	18	67	4.1	6
3...	31	13	11	11	...	2	2	9	9500	4.8	4
4...	28	11	11	11	10	11500	5.6	1
5...	29	12	12	12	9	12500	5.6	3
6...	37	12	12	12	11	11500	5.3	1
7...	26	11	11	11	9	11500	4.7	1
8...	60	20	20	20	20	11500	5.1	1
9...	48	20	20	20	18	10500	4.6	2
10...	61	20	20	20	18	11000	5.5	2	1
11...	52	19	19	19	17	9000	5.1	1
12...	**34	3
13...	67	21	18	18	...	3	3	15	9500	4.9	6	78	4.3	3
14...	28	13	9	9	...	4	4	9	9000	5.6	3
15...	77	31	30	19	11	13	14500	5.2	17	57	2.8	1
16...	78	23	21	21	...	1	1	...	1	13	10500	4.6	10	80	4.1	1
17...	50	16	11	11	...	5	4	...	1	13	9000	5.1	3
18...	45	13	12	12	...	1	1	9	11500	5.1	4	2
20...	80	19	19	19	15	10000	5.9	4	2
21...	68	19	19	19	14	11000	5.5	5	82	4.8	3
22...	44	14	14	14	12	12000	5.3	2
23...	62	20	20	20	17	10000	4.6	3	1
24...	56	19	17	17	...	1	1	14	10500	5.6	3
25...	45	13	13	13	11	11000	5.4	2	1
26...	66	18	17	17	...	1	1	18	11500	5.4	1
27...	58	18	18	18	17	9000	5.3	1	1
30...	39	12	6	4	2	5	5	7	6500	4.6	4	2
31...	45	15	10	10	...	5	5	8	8000	5.4	7	71	4.4	1

Table 2.—CHARACTERISTICS OF HOUSING UNITS, BY BLOCKS; 1960—Con.

["Total population" contains no persons in group quarters unless preceded by asterisk; one asterisk (*) denotes less than 10 percent; two asterisks (**), 10 percent or more]

Blocks within census tracts	Total population	All housing units by condition and plumbing									Occupied housing units							
		Total	Sound			Deteriorating			Dilapidated	Owner occupied			Renter occupied			Occupied by non-white	1.01 or more persons per room	
			Total	With all plumbing facilities	Lacking some or all facilities	Total	With all plumbing facilities	Lacking some or all facilities		Total	Average value (dollars)	Average number of rooms	Total	Average contract rent (dollars)	Average number of rooms			
																		With flush toilet
32...	59	20	18	2	16	11000	5.4	3	1	
33...	33	18	18	15	10000	4.9	3	
34...	57	19	18	...	1	1	15	11000	5.1	3	2	
35...	42	13	12	...	1	1	9	10500	5.3	4	2	
36...	43	19	19	...	1	13	10000	4.2	6	60	4.2	...	2	
37...	65	24	24	18	10000	5.1	6	60	3.5	...	1	
38...	74	23	23	17	10500	5.5	6	81	5.3	...	3	
39...	57	23	22	...	1	1	17	7500	4.5	6	65	3.8	...	1	
40...	68	23	17	...	6	6	20	9500	5.1	3	3	
41...	52	21	17	...	4	4	13	8500	4.8	8	51	4.0	...	1	
42...	36	10	10	8	9000	4.5	2	3	
43...	31	13	9	...	4	2	2	8	8000	4.3	5	57	3.4	1	1	
44...	58	19	19	11	10000	4.9	8	58	4.3	...	2	
45...	63	16	16	14	9500	5.6	1	1	3	
46...	67	22	22	14	9500	4.8	8	83	4.3	...	2	
47...	69	19	16	...	3	3	15	9000	4.9	4	3	
48...	60	24	22	...	2	...	2	12	15500	4.9	12	78	3.8	
49...	79	26	26	12	13000	4.9	14	82	4.1	...	1	
50...	79	21	20	...	1	1	15	11000	5.1	6	75	4.3	...	5	
51...	60	19	17	...	2	2	12	11000	4.6	7	55	3.4	...	3	
52...	53	18	18	12	9000	4.3	6	69	4.2	...	1	
53...	43	17	17	14	8500	4.7	3	1	
54...	61	23	23	...	2	14	9000	4.7	8	68	4.1	...	4	
55...	73	24	23	...	1	1	19	8500	4.7	5	70	4.6	...	1	
57...	88	22	21	...	1	1	17	9500	5.5	5	80	4.4	...	5	
58...	57	23	21	...	1	1	1	16	9500	4.9	6	59	3.3	2	1	
59...	38	16	12	...	4	4	12	10500	4.6	3	
60...	66	19	15	...	4	4	14	10000	4.9	5	74	3.6	...	5	
61...	39	14	12	...	2	2	11	10000	4.5	3	
62...	69	21	17	...	4	4	14	9000	4.9	7	67	3.7	...	4	
63...	50	19	19	17	10000	4.8	2	
64...	50	20	20	15	9500	4.5	4	1	
65...	48	18	17	...	1	1	11	10500	5.2	6	62	3.8	
66...	58	18	18	15	11000	4.7	3	2	
67...	55	17	17	12	8500	4.7	5	62	4.2	...	1	
68...	4	1	
69...	72	21	21	20	11000	5.0	1	2	
70...	76	21	18	...	3	3	16	9000	5.4	5	58	3.4	...	4	
71...	73	20	18	...	2	2	19	10500	4.5	1	1	
72...	64	19	17	...	2	2	14	12000	5.6	4	1	2	
73...	83	20	20	15	10000	5.0	4	2	7	
74...	50	16	14	...	1	...	1	...	1	10	8500	4.4	6	67	5.3	...	1	
75...	55	18	18	17	8500	5.0	1	2	
76...	73	21	20	...	1	1	14	9500	4.7	7	68	5.0	...	4	
77...	72	30	27	...	3	3	18	8000	4.7	9	65	3.4	...	2	
78...	51	20	20	12	9500	4.4	8	57	4.3	...	1	
79...	72	24	23	...	1	1	19	8500	4.7	5	64	3.0	...	2	
80...	63	22	18	...	2	2	2	17	9500	4.6	5	58	2.8	...	2	
81...	67	22	21	...	1	1	15	7500	4.7	7	78	4.3	...	3	
82...	65	23	19	...	3	3	1	13	9000	5.2	10	63	3.1	...	4	
83...	47	17	13	...	4	3	1	13	11000	4.1	4	2	
84...	46	19	15	...	4	4	13	12000	5.2	6	68	3.3	...	1	
85...	59	26	21	...	5	5	16	10500	4.8	4	1	
86...	54	16	15	1	8	11000	5.5	8	71	3.9	...	1	
87...	33	11	7	...	4	4	7	9000	4.7	4	
88...	47	19	19	12	9000	4.8	5	...	3.6	...	2	
89...	88	31	31	17	8500	4.9	14	71	4.1	...	1	
90...	*71	25	24	...	1	1	18	7500	4.8	6	83	3.8	...	3	
91...	84	28	28	25	8000	4.4	3	2	
92...	79	26	26	...	1	19	10000	5.2	7	71	3.9	...	4	
93...	69	22	21	...	1	...	1	14	8500	4.7	8	66	4.3	...	1	
94...	16	5	5	1	3	1	
95...	3	1	
96...	50	14	14	12	10000	5.0	2	2	
97...	51	23	23	19	10000	4.7	4	
98...	10	7	7	2	4	
10.....	4388	1396	1225	1216	9	150	142	4	4	21	803	10000	5.0	534	60	4.0	17	161
3...	56	15	10	...	4	5	5	12	8000	4.9	3	2	
4...	72	25	17	...	8	8	14	9500	5.3	10	53	3.5	...	3	
5...	60	21	14	...	2	5	5	...	2	17	9000	4.6	2	2	
6...	5	1	
7...	12	4	
9...	15	5	2	...	2	3	2	...	1	2	3	1	
10...	8	2	
11...	69	34	31	...	3	3	3	13	10500	4.7	10	78	4.0	1	1	
12...	72	22	18	...	3	3	2	...	1	12	9000	4.8	7	70	3.6	...	7	
13...	42	11	10	1	1	7	10000	5.7	3	2	
14...	79	25	25	20	11000	5.4	5	62	4.0	...	2	
15...	74	23	23	19	10000	4.8	4	1	1	
16...	46	12	12	10	10000	5.6	2	4	
17...	81	27	27	19	8500	4.8	7	71	4.1	...	4	
18...	70	22	22	17	9500	4.9	4	2	
19...	578	160	147	147	...	13	13	119	11000	5.2	38	76	4.1	2	22	
21...	43	12	6	...	6	5	...	1	...	8	6000	4.9	3	3	
23...	60	17	17	16	11500	5.0	1	1	
24...	59	17	17	15	10500	5.8	2	

City Block Characteristics

Table 2.—CHARACTERISTICS OF HOUSING UNITS, BY BLOCKS: 1960—Con.

["Total population" contains no persons in group quarters unless preceded by asterisk: one asterisk (*) denotes less than 10 percent; two asterisks (**), 10 percent or more]

Blocks within census tracts	Total population	All housing units by condition and plumbing										Occupied housing units						
		Sound					Deteriorating					Owner occupied			Renter occupied			
		Total	With all plumbing facilities	Lacking some or all facilities	Total	With all plumbing facilities	Lacking some or all facilities		Dilapidated	Total	Average value (dollars)	Average number of rooms	Total	Average contract rent (dollars)	Average number of rooms	Occupied by non-white	1.01 or more persons per room	
							With flush toilet	No flush toilet										
25...	55	19	19	19	13	9500	4.6	4	2	
26...	83	32	32	31	1	16	10000	5.1	15	59	3.6	...	1	
27...	93	26	26	26	18	11000	5.5	8	82	3.8	...	1	
28...	89	31	31	31	26	11500	5.2	3	1	
29...	253	68	67	67	1	1	1	8	11000	5.6	59	45	4.3	...	13	
30...	90	24	24	24	1	5	5	21	11000	4.9	3	2	
31...	108	39	32	32	...	5	5	27	12500	4.3	9	80	3.2	1	5	
32...	91	33	32	32	...	2	2	13	9500	5.2	20	75	3.7	...	3	
33...	68	26	24	24	...	2	2	18	10500	4.9	7	74	4.1	...	3	
34...	66	22	21	21	...	1	1	21	11500	5.0	1	1	
35...	64	25	23	23	...	2	2	23	10000	4.8	2	1	
36...	59	20	20	20	17	10500	4.4	3	2	
37...	133	33	33	33	22	11500	5.5	11	82	4.6	...	4	
38...	78	23	21	21	...	2	2	18	8000	4.3	5	71	4.2	...	5	
39...	84	24	23	23	...	1	1	17	9000	4.2	7	74	4.4	...	4	
40...	42	13	4	4	...	7	5	...	2	10	5000	5.0	2	2	
41...	66	20	8	8	...	10	10	...	2	13	7500	5.2	7	52	4.9	1	1	
42...	27	8	3	3	...	5	5	2	4	1	
44...	11	3	
45...	70	24	15	15	...	8	8	18	7000	4.9	4	1	3	
46...	52	14	9	9	...	5	5	8	6000	5.5	6	63	4.5	...	3	
47...	66	21	12	12	...	7	6	1	...	11	6000	4.8	9	51	4.1	...	3	
48...	32	16	8	8	...	6	5	1	...	10	6000	4.2	1	1	1	
49...	32	13	11	11	...	2	2	11	8000	4.6	2	
50...	35	14	12	12	...	2	2	7	7000	4.0	4	2	
51...	55	22	17	17	...	5	4	1	...	9	8000	4.6	12	68	4.3	...	1	
52...	100	26	24	24	...	2	2	14	8000	4.7	10	69	4.0	1	5	
53...	353	114	114	114	7	...	5.1	106	47	3.8	6	21	
54...	146	53	53	53	53	43	4.0	2	8	
55...	43	18	17	17	...	1	1	6	10000	5.0	10	80	3.0	...	3	
56...	44	12	12	12	9	11500	5.1	3	2	
57...	7	3	
58...	75	28	27	27	...	1	1	14	11500	4.9	12	77	3.7	...	1	
59...	69	22	19	19	...	3	3	15	9500	4.5	7	74	3.9	...	1	
60...	44	17	9	9	...	7	7	13	10500	4.8	4	2	
61...	52	17	9	9	...	5	5	12	8500	4.7	5	78	4.2	...	1	
62...	52	18	6	6	...	10	10	5	19000	6.2	11	72	4.2	
11-A...	*3371	938	692	684	8	176	166	9	1	70	517	9500	5.4	389	56	4.1	30	188
1...	9	1	
2...	8	3	
3...	39	11	9	8	1	...	2	2	...	9	50	4.1	...	3	
4...	163	44	44	44	5	...	4.2	39	38	4.1	5	16	
5...	183	45	45	41	4	45	41	4.1	3	19	
6...	85	14	13	13	...	1	1	6	...	5.5	8	55	4.8	...	7	
7...	10	2	
8...	56	21	17	17	...	2	2	6	...	6.2	11	70	3.8	...	5	
9...	61	18	18	18	10	12500	5.4	5	64	4.8	...	3	
10...	66	19	19	19	17	11000	5.4	2	5	
12...	93	29	23	23	...	5	5	7	14000	6.9	20	91	4.4	...	2	
14...	82	22	8	8	...	12	12	2	13	10000	6.2	9	76	4.7	1	3
15...	54	15	3	3	...	6	6	6	12	9500	5.7	3	3	
16...	56	13	6	6	...	7	7	10	9000	5.1	2	1	6	
17...	59	11	11	11	8	11500	5.6	3	4	
18...	43	12	6	6	...	1	1	5	9	9000	4.9	3	1	3
19...	199	52	52	52	4	48	54	4.1	6	16	
20...	43	13	2	2	...	9	9	2	10	8500	5.5	2	1	1
21...	19	4	
22...	22	4	
23...	28	7	7	5	5500	5.0	2	...	1	2	
24...	29	5	1	1	4	1	...	4	3	4	
25...	49	16	16	16	14	8500	4.5	2	1	1	
26...	38	11	10	10	...	1	1	7	8500	4.6	3	3	
27...	*72	16	16	16	13	10500	6.2	3	1	
28...	25	7	6	9000	5.5	1	1	
29...	**97	12	7	7	...	11	11	11	10000	5.5	1	1	4	
30...	97	24	3	3	...	15	15	6	16	9000	5.6	8	64	4.4	1	3
31...	63	22	3	3	...	9	9	10	16	8500	5.5	5	60	4.0
32...	34	9	6	6	...	2	2	1	7	14000	6.1	2	1
33...	83	30	29	29	14	12500	5.6	16	64	4.0	...	3	
34...	88	26	25	25	...	1	1	21	9500	5.8	4	2	
35...	20	12	11	11	...	1	1	4	4	
36...	60	20	16	16	...	4	4	9	9000	4.9	11	48	3.6	...	3	
37...	34	11	11	11	10	10000	5.2	1	1	4	
38...	89	25	18	18	...	6	4	2	...	1	19	10000	5.1	4	1	1
39...	14	5	3	2	1	2	2	5	6000	4.4	
40...	9	2	
41...	39	10	5	5	...	5	3	2	...	7	7000	5.0	3	3	
42...	78	20	11	11	...	9	8	...	1	15	8000	5.3	2	5	
43...	74	24	13	12	1	9	9	16	7500	5.1	8	57	4.4	...	4	
44...	43	11	11	11	10	11500	4.6	2	
45...	36	13	13	13	8	9500	4.4	5	...	3.6	...	1	
46...	65	20	13	13	...	7	7	10	7500	4.3	8	53	3.9	...	3	
47...	68	20	19	18	1	1	1	15	7000	4.8	4	4	
48...	79	21	12	12	...	9	9	16	7500	5.5	5	47	3.8	...	5	
49...	94	23	20	20	...	3	3	12	8500	5.8	11	84	4.4	...	5	
50...	98	32	25	25	...	6	4	2	...	16	11500	6.0	15	50	3.5	...	2	

Table 2.—CHARACTERISTICS OF HOUSING UNITS, BY BLOCKS: 1960—Con.

["Total population" contains no persons in group quarters unless preceded by asterisk; one asterisk (*) denotes less than 10 percent; two asterisks (**), 10 percent or more]

Blocks within census tracts	Total population	All housing units by condition and plumbing									Occupied housing units							
		Sound			Deteriorating			Dilapidated	Owner occupied			Renter occupied			Occupied by non-white	1.01 or more persons per room		
		Total	With all plumbing facilities	Lacking some or all facilities	Total	With all plumbing facilities	Lacking some or all facilities		Total	Average value (dollars)	Average number of rooms	Total	Average contract rent (dollars)	Average number of rooms				
51...	60	23	23	23	13	11500	6.4	10	57	3.0	1	1
52...	70	22	19	19	...	3	3	14	12000	5.4	8	59	3.4	...	4
53...	66	21	16	16	...	4	4	1	15	11000	5.9	5	66	4.2	...	1
54...	38	13	10	10	...	3	3	7	8000	4.9	5	53	4.8	...	2
55...	8	4
56...	33	10	9	9	1	8	8500	5.1	1
57...	17	3
58...	59	14	13	12	1	1	1	9	7500	4.4	5	...	4.4	...	4
59...	53	16	7	7	...	9	7	2	10	9000	5.3	5	...	4.4	...	3
60...	14	5	5	5	5	10500	5.0	1
11-B...	*4165	1271	1112	1061	51	145	132	13	...	14	631	8500	5.5	593	55	4.0	21	203
1...	90	19	19	19	12	7000	5.0	7	53	4.3	...	8
2...	55	15	15	15	9	7500	6.1	6	64	4.8	...	3
3...	12	3
4...	95	22	21	21	...	1	1	11	8500	5.5	10	48	4.1	...	7
5...	73	22	22	22	17	8500	5.9	5	58	3.6	...	1
6...	40	14	14	11	3	10	8000	5.5	4	3
7...	111	40	40	40	11	10000	4.9	29	51	3.7	1	4
8...	89	24	8	8	...	15	15	1	14	9500	5.7	10	61	4.8	...	2
9...	69	18	9	9	...	9	9	14	13000	5.6	4	3
10...	55	24	17	15	2	7	7	9	10000	5.0	15	52	3.6	...	1
11...	46	17	8	8	...	9	9	14	9000	6.3	2	1
12...	15	5	4	4	...	1	1	5	10000	5.8
13...	67	20	13	13	...	6	6	1	15	8000	4.9	5	58	4.0	1	5
14...	66	20	20	20	13	10500	5.4	7	65	4.3	1	2
15...	110	20	20	19	1	10	9000	5.6	10	66	4.7	1	8
16...	101	25	24	24	...	1	1	15	8000	5.2	9	52	4.3	1	5
17...	75	17	17	17	12	8500	5.7	5	58	4.0	...	6
18...	84	24	24	23	1	10	8000	5.5	14	56	4.1	...	3
19...	81	23	23	23	12	6000	4.8	11	46	3.5	...	6
20...	64	16	16	14	2	7	9000	5.9	9	126	4.1	...	6
21...	28	6	5	5	...	1	1	5	...	4.6	1	2
22...	44	12	12	12	9	10000	5.4	3	4
23...	134	36	36	33	3	15	6500	4.7	18	48	3.8	...	10
24...	99	32	32	29	3	17	7500	5.5	12	40	4.8	...	4
25...	*68	21	21	15	6	10	8000	5.3	9	50	3.3	...	4
26...	79	24	24	23	1	18	8500	4.9	6	63	5.5	...	4
27...	**84	16	16	16	4	11	60	5.8	1	5
28...	97	32	32	32	11	11500	5.5	17	73	4.8	2	1
29...	96	28	28	28	19	8000	5.5	8	65	5.8	...	3
30...	98	28	28	27	1	11	11000	6.0	16	98	3.9	...	5
31...	117	28	28	28	13	12000	6.4	15	50	4.3	2	5
32...	84	21	21	19	2	13	9000	5.5	8	44	4.0	2	7
33...	116	30	30	30	24	7500	5.5	6	53	3.7	...	7
34...	94	29	29	29	16	7500	5.6	13	54	4.2	...	2
35...	103	29	29	29	12	8000	5.5	16	49	3.9	...	5
36...	61	16	15	14	1	1	6	7500	5.0	10	57	4.1	...	5
37...	13	2
38...	9	1
39...	56	19	19	19	17	7000	5.7	2	2
40...	130	44	44	38	6	18	8000	5.4	25	44	3.4	...	6
41...	44	16	16	16	9	7000	4.7	5	50	3.6	...	3
42...	*81	24	24	24	13	7500	5.4	11	54	4.0	2	5
43...	86	27	27	27	19	7500	5.8	8	58	4.5	2	...
44...	81	24	24	22	2	14	9500	5.7	10	60	3.5	...	3
45...	53	30	30	26	4	6	9500	5.0	17	49	3.4	1	1
46...	76	21	21	19	2	16	8000	6.7	5	53	5.0	...	1
47...	85	26	26	26	11	9000	6.1	14	51	4.0	...	5
48...	**80	22	22	20	2	7	5500	5.0	15	45	4.2	...	4
49...	16	4
50...	21	5	5	5	4	1	1
51...	21	4	7
54...	77	29	12	11	1	10	9	1	...	7	12	6500	4.4	14	39	4.1	1	6
55...	91	38	24	19	5	12	8	4	...	2	21	7500	5.0	14	42	3.4	...	3
56...	83	24	10	10	...	13	11	2	...	1	7	7000	5.0	15	58	3.9	...	8
57...	76	27	13	11	2	14	12	2	14	7000	5.8	12	58	4.4	1	1
58...	54	36	27	27	...	8	8	1	4	26	59	3.1	1	1
59...	39	18	2	2	...	16	12	4	3	15	52	3.5	...	1
60...	93	54	32	32	...	22	22	4	48	42	3.3	1	2
12.....	**1519	462	98	54	44	292	168	116	8	72	120	7500	5.5	293	45	3.1	12	100
20...	1	1
26...	2	1
34...	5	14	14	...	11	3	5	24	1.4	
35...	8	7	7	1	4	2	...	1	...	2	
36...	10	13	13	...	13	8	34	1.3	...	1	
37...	14	5	1	1	...	4	4	5	...	4.0	
38...	...	1	4
54...	21	7	3	3	...	4	4	3	...	4	1
55...	52	23	4	4	...	18	4	14	...	1	3	...	15	53	2.5	1	6	
56...	53	37	2	2	...	35	3	32	2	...	33	29	1.7	1
57...	**66
59...	75	24	2	1	1	21	13	8	...	1	4	...	19	47	2.7	...	6	
60...	52	17	3	3	...	14	12	2	1	...	15	44	4.5	1	2	
61...	28	22	2	1	21	19	68	1.8	
64...	131	39	5	1	4	21	11	10	...	13	3	...	32	46	3.1	...	14	

Table 2.—CHARACTERISTICS OF HOUSING UNITS, BY BLOCKS: 1960—Con.

["Total population" contains no persons in group quarters unless preceded by asterisk; one asterisk (*) denotes less than 10 percent; two asterisks (**), 10 percent or more]

Blocks within census tracts	Total population	All housing units by condition and plumbing									Occupied housing units							
		Total	Sound			Deteriorating			Dilapidated	Owner occupied			Renter occupied					
			Total	With all plumbing facilities	Lacking some or all facilities	Total	With all plumbing facilities	Lacking some or all facilities		Total	Average value (dollars)	Average number of rooms	Total	Average contract rent (dollars)	Average number of rooms	Occupied by non-white	1.01 or more persons per room	
																		With flush toilet
65...	**85	29	10	8	2	19	7	12	7	14500	5.9	21	48	2.8	3	3
66...	135	42	5	5	...	27	12	15	...	10	6	7500	5.3	36	46	3.2	1	13
67...	43	13	4	4	...	6	6	3	5	5000	4.8	8	48	3.9	...	4
68...	121	32	7	7	...	2	2	23	7	8000	6.0	23	45	3.6	1	8
69...	**90	6	1	1	...	5	5	2	4	2
70...	32	7	5	3	2	...	2	4	2	1	1
71...	135	29	8	6	2	17	16	1	...	4	16	9000	5.8	13	48	4.6	...	8
72...	**88	18	3	3	...	13	11	2	...	2	5	...	6.2	13	39	4.5	...	7
74...	6	2
86...	9	3
92...	38	7	7	7	7	7000	4.7	4
93...	91	26	19	15	2	2	7	14	5500	4.3	8	45	3.5	1	11
94...	5	1
97...	...	2
99...	18	3
100...	25	6	5	5	1	5	7000	5.4	1	1	2
101...	4	2
102...	10	3
103...	...	1
104...	37	8	1	1	...	7	7	7	6000	5.3	1	2
105...	14	6	4	3	1	...	2	5	4500	5.2	1
108...	15	5	1	1	...	4	4	3	1	1
13.....	**9400	2810	2707	2685	22	95	91	4	...	8	2226	13000	5.2	530	88	4.2	11	258
1...	*374	127	121	116	5	6	6	112	11000	3.5	14	61	3.9	2	20
2...	12	5	4	4	...	1	1	3	2
3...	24	8	8	6	2	4	4	2
4...	*62	20	20	20	12	9500	4.8	8	54	4.9	...	1
5...	70	27	23	16	7	4	4	11	9000	5.7	12	52	3.3	2	4
6...	78	28	12	12	...	15	12	3	...	1	10	7000	4.3	16	74	4.0	...	3
7...	86	27	12	12	...	15	15	12	8000	4.5	15	70	4.3	...	3
8...	53	23	19	19	...	4	4	22	8000	4.5	1
9...	93	29	17	17	...	12	12	14	8500	5.4	13	69	4.5	...	4
11...	53	27	27	27	6	18500	7.3	18	84	3.3
12...	62	23	22	22	...	1	1	9	15000	5.2	12	87	4.2	...	2
13...	69	21	21	21	12	13500	5.4	9	83	3.8	...	3
14...	56	17	17	17	13	15500	6.8	4	1
15...	63	22	22	22	11	15000	5.7	11	102	4.5
16...	46	23	23	23	5	...	5.0	16	92	3.5
17...	58	18	18	18	7	18000	6.1	11	87	3.0	...	3
18...	42	12	11	11	1	5	...	5.2	7	82	4.1	...	2
19...	42	11	10	10	...	1	1	10	17500	5.2	1	1	...
20...	36	13	13	13	12	16000	5.3	1
21...	109	35	35	35	27	13500	5.1	7	96	4.0	...	3
22...	67	21	21	21	18	13000	5.2	3
23...	46	17	17	17	13	12500	5.2	4
24...	76	24	23	23	...	1	1	20	14500	5.2	3	1	3
25...	49	18	18	18	12	16000	5.9	6	74	4.8
26...	52	17	17	17	13	14500	5.8	4	3
27...	83	24	18	18	...	6	6	14	10000	4.5	10	70	4.4	...	6
28...	72	22	16	16	...	6	6	14	9000	5.3	7	59	4.0	...	3
29...	49	17	12	12	...	5	5	8	9000	4.5	7	91	4.4	...	3
30...	34	15	11	11	...	4	4	9	10000	5.0	2
31...	59	24	23	21	2	1	1	18	7000	4.5	3	2
32...	62	19	18	17	1	1	1	10	8500	4.2	9	61	4.6	...	4
33...	15	4
34...	70	19	16	16	...	2	1	1	10	8500	4.6	9	58	4.6	...	4
35...	17	6	1	1	3	2	1	1
36...	40	13	11	11	...	2	2	10	7000	4.7	2	1
37...	77	16	16	16	...	1	1	11	8500	5.0	5	84	4.6	...	7
38...	91	23	23	23	20	11000	4.6	2	1
39...	103	24	24	24	20	10500	5.7	4	2
40...	67	20	20	20	18	12500	4.5	2
41...	29	8	8	8	6	11000	4.8	2	3
42...	97	24	24	24	24	13000	5.5	1
43...	52	14	14	14	13	12000	5.5	1	6
44...	79	20	20	20	20	11000	4.7	3
45...	72	20	20	20	16	11000	4.7	3	3
46...	52	16	16	16	13	10000	4.1	3	1
47...	62	20	20	20	15	12000	5.3	4	1
48...	83	25	25	25	21	16000	5.5	4	2
49...	68	21	21	21	19	16500	6.8	2	2
50...	66	23	23	23	20	12000	4.9	3
51...	55	21	21	21	17	13500	4.9	4
52...	64	20	20	20	18	12000	5.2	2	1
53...	55	19	19	19	18	13000	5.2	1	1
54...	67	24	24	24	23	13500	5.0	1
55...	39	16	16	16	7	...	5.6	9	202	4.1
56...	63	18	18	18	13	15000	6.1	4
57...	42	20	20	20	17	13500	4.9	2
58...	51	20	20	20	18	12500	5.1	2
59...	51	18	18	18	18	15000	5.9
60...	64	23	23	23	17	16000	6.5	5	...	3.2
61...	62	19	19	19	18	15000	6.1	1
62...	62	21	21	21	17	13500	5.6	4	1
63...	72	20	20	20	17	16000	5.7	3

Table 2.—CHARACTERISTICS OF HOUSING UNITS, BY BLOCKS: 1960—Con.

["Total population" contains no persons in group quarters unless preceded by asterisk: one asterisk (*) denotes less than 10 percent; two asterisks (**), 10 percent or more]

Blocks within census tracts	Total population	All housing units by condition and plumbing								Occupied housing units								
		Total	Sound		Deteriorating			Dilapidated	Owner occupied			Renter occupied			Occupied by non-white	1.01 or more persons per room		
			Total	With all plumbing facilities	Lacking some or all facilities	Total	With all plumbing facilities		Lacking some or all facilities	Total	Average value (dollars)	Average number of rooms	Total	Average contract rent (dollars)			Average number of rooms	
							With flush toilet	No flush toilet										
64...	81	25	25	25	20	13500	5.1	4	2	
65...	81	20	20	20	16	11500	4.7	4	2	
66...	67	20	20	20	19	11500	5.1	1	3	
67...	70	19	19	19	14	11500	5.1	5	102	5.2	...	3	
68...	102	24	24	24	23	16000	5.9	3	
69...	69	22	22	22	22	17000	6.0	
70...	63	17	17	17	16	11500	4.9	1	1	
71...	77	19	19	19	15	13000	5.0	3	3	
72...	110	31	31	31	9	14500	5.4	20	86	4.0	...	6	
73...	99	28	28	28	22	12000	5.4	6	85	4.3	...	1	
75...	46	13	13	11	2	7	9000	5.6	5	49	4.0	...	1	
76...	2	1	
77...	21	11	6	6	5	4	6	48	3.3	
78...	81	21	20	20	...	1	1	20	12000	5.1	1	3	
79...	23	7	7	7	6	12000	4.5	1	
80...	85	22	22	22	22	11500	4.6	
81...	98	25	25	25	23	12500	5.0	2	
82...	59	18	18	18	17	12000	4.0	1	3	
83...	53	14	14	14	12	11500	5.6	2	
84...	47	13	12	12	...	1	1	12	14000	6.1	1	
85...	42	14	14	14	14	13000	5.7	1	
86...	63	14	14	14	14	13000	5.6	1	
87...	56	14	14	14	14	15000	6.1	1	
88...	64	21	21	21	20	16500	5.6	1	1	
89...	31	10	10	10	9	22000	6.9	1	1	
90...	50	15	15	15	10	18000	5.3	5	5.2	1	
91...	61	19	19	19	15	19500	5.9	4	
92...	59	19	19	19	17	15500	5.9	1	
93...	81	22	22	22	20	14000	6.0	2	1	
94...	73	22	22	22	21	13500	6.0	1	
95...	47	20	20	20	20	12000	4.5	
96...	15	4	1	1	
97...	23	10	10	10	7	12500	4.1	1	1	
98...	57	19	19	19	18	14000	4.8	1	1	
99...	67	22	22	22	20	14000	5.6	2	1	
100...	71	22	22	22	22	14500	5.2	1	
104...	44	14	14	14	14	14500	5.5	4	
105...	153	36	35	35	...	1	1	34	12000	5.4	2	4	
106...	126	39	39	39	33	12500	4.6	5	96	4.4	...	6	
107...	174	40	40	40	35	11500	5.7	5	98	4.6	...	6	
108...	134	41	41	41	38	13000	5.0	3	1	1	
109...	47	11	11	11	11	16000	7.1	1	
110...	95	28	28	28	27	11500	4.9	1	2	
111...	45	14	14	14	12	14000	4.3	2	3	
112...	95	25	25	25	22	12000	5.0	2	3	
113...	102	30	30	30	27	11500	4.9	3	3	
114...	75	21	21	21	20	11500	4.9	1	2	
115...	61	16	16	16	15	12500	5.5	1	
116...	49	13	13	13	12	12500	5.5	
117...	36	12	12	12	9	12000	6.0	1	
118...	54	13	13	13	13	11000	5.7	1	
119...	65	20	20	20	17	9500	4.3	3	1	2	
120...	109	31	31	31	28	10500	4.8	2	3	
121...	47	15	15	15	15	12000	4.9	1	
122...	85	24	24	24	24	12000	4.9	2	
123...	87	25	25	25	22	12500	4.8	3	
124...	132	33	33	33	27	18000	6.4	6	96	4.8	...	3	
125...	58	19	19	19	15	16000	5.9	4	
126...	44	12	12	12	12	18500	6.3	
127...	61	15	15	15	15	12000	5.6	1	
128...	69	18	18	18	15	11500	5.4	3	1	
129...	67	18	18	18	16	12000	5.5	2	2	
130...	74	18	18	18	18	12000	5.5	3	
131...	77	18	18	18	16	12500	5.1	2	2	
132...	59	19	19	17	2	16	13500	5.0	3	2	
133...	58	18	18	18	14	12500	5.2	2	1	
134...	30	9	9	9	7	13500	6.0	2	
135...	10	3	
136...	93	28	28	28	10	14000	5.2	17	101	4.5	...	6	
137...	84	18	18	18	17	12500	5.5	1	
138...	68	18	18	18	18	11500	5.3	2	
139...	74	18	18	18	15	12000	5.2	3	1	
140...	75	18	18	18	16	11500	5.8	2	2	
142...	58	14	14	14	11	17000	6.8	3	2	
143...	54	13	13	13	11	17000	6.0	2	2	
144...	49	12	12	12	10	13000	5.3	9	91	3.2	...	5	
145...	109	30	30	30	21	14500	5.7	2	
146...	15	4	4	
147...	15	6	6	6	2	3	2	
148...	33	7	4	4	...	3	3	
149...	33	9	9	9	9	56	3.7	...	2	
TRACT 14A-1 STARTS ON PAGE 20.																		
14-B...	3574	1340	993	967	26	308	268	38	2	39	643	9500	4.7	581	75	3.4	10	198
2...	8	2	2
3...	45	17	9	7	2	8	8	9	10500	5.1	8	55	4.5	...	1	
4...	22	6	6	5	1	...	3	3	

Table 2.—CHARACTERISTICS OF HOUSING UNITS, BY BLOCKS: 1960—Con.

["Total population" contains no persons in group quarters unless preceded by asterisk; one asterisk (*) denotes less than 10 percent; two asterisks (**), 10 percent or more]

Blocks within census tracts	Total population	All housing units by condition and plumbing									Occupied housing units						
		Total	Sound			Deteriorating			Dilapidated	Owner occupied			Renter occupied			Occupied by non-white	1.01 or more persons per room
			Total	With all plumbing facilities	Lacking some or all facilities	Total	With all plumbing facilities	Lacking some or all facilities		Total	Average value (dollars)	Average number of rooms	Total	Average contract rent (dollars)	Average number of rooms		
							With flush toilet	No flush toilet									
23...	143	44	44	44	3	41	99	4.0	...	2
24...	37	10	10	9	9	12000	4.9	1
25...	111	34	34	34	33	12500	4.9	2
27...	119	31	31	31	27	13000	5.3	4
28...	*129	33	33	33	31	13500	5.4	3
29...	162	35	35	35	35	14000	5.9	6
30...	20	6	6	6	6	20000	6.7	3
31...	135	32	32	32	32	13000	5.3	5
32...	134	33	33	32	31	13000	5.4	5
33...	129	32	32	32	31	13000	5.5	4
34...	121	31	31	31	31	16500	6.0
35...	217	58	54	54	51	18000	5.5	6
36...	125	39	39	39	33	16500	5.6	1
37...	58	14	14	14	12	17000	6.3	2
38...	125	32	31	31	27	15000	6.0	5
39...	49	13	13	13	13	17000	5.8	2
40...	30	7	7	7	7	16500	5.9	1
41...	60	17	17	17	12	14000	5.5
42...	119	32	32	32	19	15500	5.3	2
43...	90	23	23	23	19	13000	5.0	4
44...	60	14	14	14	14	12000	4.8	3
45...	49	13	13	13	11	12000	4.1
46...	89	26	26	26	26	14000	5.0	3
47...	79	26	26	26	25	14000	4.8	1
48...	69	18	18	18	16	13500	4.7	3
49...	26	8	8	8	6	12500	4.3
50...	87	27	27	27	26	13500	4.4	4
51...	64	14	14	14	12	12500	4.4	5
52...	86	21	21	21	21	15500	6.0	2
53...	79	19	19	19	17	12000	5.1	4
54...	104	25	25	25	22	14000	4.8	6
55...	67	17	17	17	13	14000	4.5	4
56...	54	13	13	13	13	16000	5.9	2
57...	102	26	26	26	25	15000	5.3	3
58...	94	26	26	26	24	14500	4.8	4
59...	94	26	26	26	25	15500	5.0	1
60...	101	26	26	26	26	16000	5.5	2
62...	108	26	26	26	24	15000	5.2	3
63...	111	26	26	26	21	12000	5.9	1
64...	267	74	69	69	68	11500	4.9	6
65...	127	31	30	30	30	14000	5.4	3
66...	23	7	7	7	7	10500	4.4	1
67...	15	4
68...	93	24	24	24	23	14000	5.2	2
69...	112	24	24	24	24	14500	5.5	3
72...	50	12	12	12	11	14500	5.1	2
74...	39	8	1	1	6	7500	5.7	1
81...	112	21	21	21	18	11500	5.6	5
82...	144	41	41	41	36	10500	4.3	9
83...	164	43	43	43	33	10000	4.3	7
84...	3	1
85...	134	33	33	33	26	10500	4.3	10
86...	84	23	23	23	17	10500	4.2	3
87...	104	27	27	27	23	11000	4.3	5
88...	122	29	29	29	28	9500	4.3	13
89...	106	30	30	30	29	9500	4.2	5
90...	132	36	36	36	28	10500	4.1	10
91...	107	31	31	31	29	13500	4.9	5
92...	124	31	31	31	29	13000	5.1	3
93...	40	8	8	8	8	14000	4.4	3
94...	126	35	35	35	34	13500	4.7	2
95...	62	15	15	15	15	14500	5.0	3
96...	54	13	13	13	13	13000	4.9	2
97...	90	25	24	24	20	13000	5.7	3
98...	78	21	19	19	19	12500	5.2	2
99...	105	23	23	23	20	13500	5.4	6
100...	66	20	16	16	15	14500	5.3	2
101...	59	55	52	52	9	15000	4.9	2
102...	56	18	17	17	9	11500	4.7	2
103...	81	21	21	21	17	13500	5.2	3
104...	88	22	22	22	21	13000	5.0	2
105...	76	19	19	19	19	14000	4.7	4
106...	116	24	24	24	23	13500	5.3	8
107...	60	13	13	13	10	14000	5.2	3
108...	77	20	20	20	17	10500	4.5	5
109...	74	20	20	20	15	10000	4.3	2
110...	76	20	20	20	17	10500	4.6	2
111...	79	20	20	20	18	10000	4.5	3
112...	85	20	20	20	16	10000	4.1	4
113...	73	20	20	20	14	10000	4.3	4
114...	41	10	10	10	8	10000	4.3	4
115...	40	10	10	10	8	10000	4.1	3
116...	162	33	33	33	30	11000	5.6	7
121...	1
122...	42	1
123...	43	11	11	11	10	10500	4.3	3
124...	90	11	11	11	11	9500	3.9	4
		22	22	22	16	10000	4.1	7

Table 2.—CHARACTERISTICS OF HOUSING UNITS, BY BLOCKS: 1960—Con.

["Total population" contains no persons in group quarters unless preceded by asterisk; one asterisk (*) denotes less than 10 percent; two asterisks (**), 10 percent or more]

Blocks within census tracts	Total population	All housing units by condition and plumbing									Occupied housing units							
		Total	Sound			Deteriorating			Dilapidated	Owner occupied			Renter occupied					
			Total	With all plumbing facilities	Lacking some or all facilities	Total	With all plumbing facilities	Lacking some or all facilities		Total	Average value (dollars)	Average number of rooms	Total	Average contract rent (dollars)	Average number of rooms	Occupied by non-white	1.01 or more persons per room	
126...	79	18	18	18	16	10000	4.5	2	6
127...	70	21	21	21	18	10500	4.1	3	3
128...	56	15	15	15	14	11000	4.4	1	2
130...	106	22	20	20	...	2	...	2	...	19	13000	5.3	3	1	4
131...	94	22	22	22	22	12500	5.1	1	5
132...	89	22	22	22	21	15000	5.7	1	4
133...	96	23	23	23	23	15000	5.7	1
134...	84	22	22	22	22	15000	5.1	4
135...	78	24	24	24	24	14500	4.8	1	1
136...	86	24	24	24	23	14000	4.6	3
137...	26	8	8	8	6	19500	5.2	2	1
15.....	*5294	1452	1061	1027	34	310	274	25	11	81	755	7000	5.0	630	51	4.5	158	338
11.....	28	4
14.....	14	4
17.....	20	6	4	4	...	1	1	1	5	6000	5.4	1	1
18.....	29	11	2	2	...	6	4	1	1	3	6	...	4.7	4
19.....	12	5	4	4	1	3	1
20.....	31	6	3	3	...	3	3	2	4	1
22.....	55	20	5	5	...	14	13	1	...	1	16	6000	4.9	3	2
28.....	75	15	12	12	...	3	2	1	10	9000	5.7	5	...	5.0	...	6
29.....	60	11	3	3	...	8	4	2	2	...	4	7	46	3.9	8	7
31.....	142	44	20	20	...	17	15	2	...	7	26	5500	5.2	16	46	4.8	12	6
32.....	71	16	6	6	...	8	8	2	8	6000	5.1	7	59	5.0	6	4
54.....	34	12	7	7	...	4	4	1	9	7000	5.1	3	1
55.....	73	19	11	8	3	6	6	2	11	7500	5.0	8	59	4.3	...	6
61.....	107	45	37	34	3	8	5	3	28	6000	4.9	14	47	3.5	...	4
62.....	31	13	9	9	...	4	3	...	1	...	9	8000	4.1	4	2
63.....	3	2
64.....	59	16	16	16	12	8000	5.2	4	1
65.....	22	9	9	9	6	7500	4.7	3
66.....	42	17	17	15	2	15	7500	4.9	2
67.....	**19	7	4	4	...	2	2	1	4	3
68.....	462	78	78	78	5	...	5.0	72	45	4.9	23	50
69.....	**57
70.....	87	24	21	21	...	3	3	20	7000	5.4	4	6
71.....	87	28	26	24	2	1	1	1	15	8500	4.9	10	54	3.6	1	6
72.....	5	2
73.....	71	21	21	19	2	11	7000	4.6	10	55	4.4	...	3
74.....	89	30	28	28	...	2	1	...	1	...	20	6500	5.2	9	46	3.9	...	2
75.....	53	16	6	6	...	6	6	4	13	7000	5.0	2	3
76.....	82	29	25	25	...	3	3	1	21	7000	5.0	7	56	4.1	...	3
77.....	52	23	6	6	...	16	16	1	19	6000	5.2	3
78.....	85	27	12	12	...	11	10	...	1	4	19	6500	5.2	6	63	4.7	...	4
79.....	61	19	7	7	...	7	7	5	16	6500	5.3	3	2
80.....	79	25	21	19	2	4	4	13	8500	5.3	12	48	4.1	...	1
81.....	62	27	25	25	2	22	7500	5.0	3	1
82.....	13	2
83.....	17	5	5	2	3	3	2	1
84.....	71	28	21	21	...	7	7	23	7500	5.1	4	3
85.....	*470	86	86	82	4	4	72	51	5.0	38	50
86.....	*450	82	82	79	3	3	70	51	4.9	37	47
87.....	47	15	11	11	...	3	3	1	11	6000	5.4	4	1	2
88.....	17	5	5	5	3	2	1
89.....	22	6	4	4	...	2	2	3	3	2
90.....	134	45	43	41	2	2	2	31	7500	4.8	14	58	4.4	...	9
91.....	25	11	10	10	...	1	1	7	10500	4.7	3
92.....	39	17	9	9	...	7	7	1	14	7000	5.1	2
93.....	51	22	15	15	...	6	6	1	18	8000	5.3	1	1
94.....	66	30	14	14	...	15	14	...	1	...	20	8000	5.1	6	...	3.7	...	1
95.....	49	19	8	8	...	9	8	...	1	...	14	8000	5.3	5	...	4.4	...	1
97.....	95	25	25	24	1	16	8000	5.0	8	53	4.0	...	8
102.....	2	2
104.....	39	11	6	4	2	5	5	5	...	5.4	6	...	3.5	...	3
106.....	72	28	27	26	1	1	1	20	9000	5.0	8	54	4.1	1	...
107.....	*61	21	21	20	1	13	9500	5.6	7	...	5.0	...	1
108.....	59	24	13	13	...	10	10	1	16	8000	4.4	8	63	4.0	...	1
109.....	97	32	4	4	...	14	14	14	14	6000	4.6	18	44	3.9	...	7
110.....	7	2
111.....	25	7	2	2	5	1	6	45	3.5	1	2
113.....	**21	8	7	7	...	1	1	5	15000	4.8	3
115.....	24	11	6	6	...	5	4	...	1	...	7	3500	5.0	3
116.....	64	17	14	12	2	3	2	...	1	...	9	6500	4.8	8	38	4.4	...	4
117.....	*105	26	20	19	1	5	5	1	18	6000	4.8	7	63	4.9	1	5
120.....	62	17	16	16	...	1	1	12	6000	4.9	5	56	4.6	...	4
126.....	10	5	4	3	...	1	...	3	1
127.....	2	1
131.....	3	1
132.....	17	5	2	2	...	2	2	1	4	1	1
133.....	10	4
134.....	1	1
135.....	94	22	21	12	9	21	41	4.2	11	10
137.....	40	12	6	6	...	1	1	10	7000	5.1	1	5	2
138.....	13	4
140.....	3	1
141.....	.17	6	1	1	...	5	5	6	6500	5.0

Table 2.—CHARACTERISTICS OF HOUSING UNITS, BY BLOCKS: 1960—Con.

["Total population" contains no persons in group quarters unless preceded by asterisk: one asterisk (*) denotes less than 10 percent; two asterisks (**), 10 percent or more]

Table with columns: Blocks within census tracts, Total population, All housing units by condition and plumbing (Sound, Deteriorating, Dilapidated), Occupied housing units (Owner occupied, Renter occupied), and 1.01 or more persons per room. Rows list various census tracts and their corresponding housing unit statistics.

Table 2.—CHARACTERISTICS OF HOUSING UNITS, BY BLOCKS: 1960—Con.

["Total population" contains no persons in group quarters unless preceded by asterisk; one asterisk (*) denotes less than 10 percent; two asterisks (**), 10 percent or more]

Blocks within census tracts	Total population	All housing units by condition and plumbing									Occupied housing units								
		Sound					Deteriorating				Dilapidated	Owner occupied			Renter occupied				
		Total	With all plumbing facilities	Lacking some or all facilities	Total	With all plumbing facilities	Lacking some or all facilities		Total	Average value (dollars)		Average number of rooms	Total	Average contract (dollars)	Average number of rooms	Occupied by non-white	1.01 or more persons per room		
							With flush toilet	No flush toilet											
34...	27	14	14	4	10	14	43	1.5	...	5			
35...	135	123	70	55	15	53	15	38	122	49	1.1	...	7			
37...	21	18	18	18	18	67	1.1	...	1			
38...	42	62	62	31	31	39	43	1.3	...	2			
40...	161	246	141	36	105	105	7	98	145	45	1.0	...	11			
41...	146	232	167	82	85	65	19	45	1	133	47	1.4	...	4			
42...	155	131	131	60	71	116	41	2.1	...	1			
43...	52	38	24	8	16	13	2	11	...	1	...	34	33	1.8	...	1			
44...	46	37	34	23	11	3	...	3	32	46	2.2	...	1			
45...	153	138	138	27	11	1	...	118	37	2.4	...	2			
46...	90	84	84	18	66	80	55	1.1	...	8			
48...	86	105	82	8	74	23	5	18	80	46	1.0	...	4			
49...	145	173	117	24	93	56	16	40	140	46	1.0	...	5			
51...	67	58	58	3	55	58	35	1.1	...	5			
52...	**9			
53...	83	74	8	4	49	66	13	53	74	47	1.1	...	4			
54...	213	241	212	63	149	29	5	24	195	49	1.0	...	10			
56...	153	173	78	42	36	95	16	79	125	50	1.2	...	14			
57...	75	81	55	48	7	26	1	25	57	57	1.8	...	2			
58...	83	66	66	66	61	65	1.9	...	2			
60...	21	9	8	4	4	1	1	7	63	5.7			
61...	48	45	45	14	31	1	...	35	38	2.2			
62...	117	136	136	57	79	1	...	107	51	1.0	...	6			
63...	135	160	159	33	126	1	...	1	121	43	1.2	...	4			
64...	211	258	99	34	65	116	14	102	...	43	2	196	43	1.0	...	5			
65...	150	182	126	54	72	56	13	43	141	46	1.0	...	7			
66...	155	223	222	76	146	1	...	1	145	49	1.0	...	9			
67...	18	14	14	14	...	41	5	36	14	399	2.4	...	1			
68...	66	65	24	10	14	41	5	36	62	41	1.0	...	3			
70...	133	166	130	33	97	36	...	36	108	45	1.5	...	9			
71...	21	16	16	16	14	63	1.9	...	1			
74...	4	3			
76...	75	119	57	18	39	62	4	58	62	61	1.1	...	8			
18.....	*3717	1130	774	710	64	309	261	48	...	47	421	8000	5.4	663	54	3.8	14	185	
1.....	19	11	2	2	...	7	4	3	...	2	1	10	46	3.6	
3.....	127	42	9	9	...	30	30	3	12	7000	5.8	30	46	3.9	...	6	
4.....	61	19	5	5	...	9	9	5	12	7000	4.4	6	40	3.0	...	5	
6.....	23	10	10	10	3	7	45	3.4	
7.....	22	6	6	6	1	5	46	4.2	...	1	
8.....	87	32	12	9	3	19	19	1	13	9500	4.2	19	52	4.5	...	4	
9.....	**167	39	19	19	...	13	7	6	...	7	18	8500	5.2	21	53	3.8	...	12	
10.....	114	32	14	13	1	18	15	3	16	7500	5.9	13	50	3.8	...	8	
11.....	92	29	12	11	1	17	14	3	11	9500	5.3	16	47	3.8	...	4	
12.....	194	47	9	9	...	38	38	9	8500	6.1	32	52	3.9	...	21	
13.....	61	13	5	5	...	8	8	1	12	55	4.6	...	7	
14.....	63	26	15	11	4	9	9	2	3	21	45	3.2	...	5	
15.....	44	19	9	9	...	10	9	1	5	...	5.8	12	53	3.6	...	4	
17.....	63	24	23	23	1	10	7500	5.1	13	49	3.6	...	3	
18.....	77	27	23	23	...	3	3	1	9	7000	5.2	17	49	4.4	...	1	
19.....	114	24	22	21	1	2	2	7	7	6000	5.7	16	52	4.5	...	10	
20.....	47	33	29	29	...	3	3	1	7	10000	5.4	23	44	2.2	
21.....	77	17	15	14	1	2	2	8	5.8	9	47	4.8	...	6	
22.....	102	37	34	34	...	3	3	8	8	8000	5.0	28	59	4.5	...	4	
24.....	52	14	13	13	...	1	1	13	8000	5.3	1	2	
25.....	118	37	37	37	17	8000	5.4	20	55	3.5	...	7	
26.....	52	13	13	12	1	5	8000	4.6	8	100	4.9	...	3	
27.....	88	38	38	28	10	13	8000	4.3	25	95	3.9	...	2	
28.....	49	25	10	8	2	15	4	11	3	20	44	2.8	...	1	
29.....	110	33	28	23	5	4	3	1	...	1	11	6500	5.2	22	81	3.9	...	3	
30.....	82	41	30	17	13	6	5	1	...	5	10	8000	5.2	22	46	2.7	...	3	
31.....	82	29	18	15	3	11	6	5	11	7000	5.8	18	44	3.0	...	6	
32.....	112	47	25	22	3	21	15	6	...	1	17	7000	5.8	30	56	3.6	...	2	
33.....	21	5	5	5	3	2	
34.....	*157	47	46	45	1	1	1	27	8500	5.5	20	56	4.5	...	5	
35.....	108	32	32	30	2	13	8500	5.4	19	60	4.6	...	1	
36.....	23	11	6	6	...	3	3	2	3	6	46	3.3	...	3	
37.....	**333	24	24	24	10	8500	5.3	14	51	4.2	...	2	
41.....	62	26	25	23	2	1	1	11	8500	5.5	10	41	3.2	...	5	
42.....	135	45	45	42	3	24	9000	5.8	18	86	4.6	...	7	
43.....	150	46	41	41	...	5	5	27	7500	6.0	18	45	4.4	...	1	
44.....	**62	19	17	17	...	1	...	1	...	1	11	9000	6.2	7	46	4.7	...	7	
45.....	159	48	29	25	4	14	11	3	...	5	17	8000	5.5	31	50	4.1	...	3	
46.....	60	18	10	9	1	6	5	1	...	2	6	8000	5.8	12	50	3.9	
47.....	148	45	25	22	3	13	10	3	...	7	15	8000	5.7	30	50	4.0	...	8	
19.....	*5552	1530	1067	999	68	393	331	60	...	2	70	364	7500	5.4	1126	49	4.0	135	400
1.....	151	80	51	22	29	29	16	13	9	7500	5.2	62	45	3.0	...	5	
2.....	74	25	16	14	2	9	8	1	12	7500	6.2	8	56	3.9	...	23	
3.....	319	99	99	99	97	39	3.9	...	19	
4.....	321	99	99	96	3	2	96	51	4.0	...	29	
7.....	379	109	109	108	1	3	103	44	4.0	...	24	
8.....	349	109	109	108	1	108	37	4.0	...	19	
9.....	158	46	29	20	9	34	7000	5.7	12	62	4.5	...	6	
10.....	220	85	31	31	...	54	34	20	18	9000	5.7	57	53	3.2	...	1	
18.....	437	45	21	19	2	24	21	3	27	7000	5.5	17	61	4.4	...	4	

Table 2.—CHARACTERISTICS OF HOUSING UNITS, BY BLOCKS: 1960—Con.

["Total population" contains no persons in group quarters unless preceded by asterisk; one asterisk (*) denotes less than 10 percent; two asterisks (**), 10 percent or more]

Blocks within census tracts	Total population	All housing units by condition and plumbing										Occupied housing units						
		Sound				Deteriorating				Dilapidated	Owner occupied			Renter occupied			Occupied by non-white	1.01 or more persons per room
		Total	With all plumbing facilities	Lacking some or all facilities	Total	With all plumbing facilities	Lacking some or all facilities	With flush toilet	No flush toilet		Total	Average value (dollars)	Average number of rooms	Total	Average contract rent (dollars)	Average number of rooms		
13...	161	39	29	22	7	10	9	1	22	8000	5.5	16	51	3.9	1	13
14...	189	48	13	10	3	29	25	4	26	7000	4.9	20	52	4.6	...	14
15...	3	1
19...	247	73	73	73	1	72	81	3.9	16	17
20...	438	84	83	83	1	83	45	4.7	14	43
21...	177	39	22	22	18	8000	6.0	21	53	4.5	1	9
22...	185	46	27	27	20	8000	5.5	26	62	5.0	...	10
23...	*213	60	44	36	8	8	8	19	7000	5.6	41	48	3.9	...	9
24...	180	49	35	35	2	8000	5.6	28	52	4.2	1	39
25...	397	81	81	81	81	47	4.6	22	...
26...	106	28	24	24	4	28	42	4.0	4	7
29...	*84	27	4	4	13	7000	5.4	13	46	2.4	...	7
30...	200	49	19	19	16	7000	5.3	26	46	3.2	1	17
31...	*151	33	13	13	16	8500	5.2	19	43	4.0	1	13
32...	198	46	13	11	2	33	31	2	14	7500	5.9	32	55	4.2	...	18
33...	119	39	15	15	22	7500	5.0	15	51	4.1	...	6
34...	136	26	2	2	12	7000	5.2	12	43	4.2	...	14
37...	133	31	5	5	13	6500	5.5	18	42	4.3	1	10
38...	127	34	19	7500	5.5	14	48	4.4	...	8
20.....	*2649	1510	1304	736	568	190	92	97	1	16	132	13500	5.2	1232	47	2.7	18	106
2...	1	1	5	17	126	3.8	...	5
3...	62	23	20	16	4	3	1	2	3	12000	...	11	52	4.0	...	1
4...	36	16	11	8	3	5	5	5	14	46	4.3	...	2
5...	49	20	6	5	1	14	13	2	13	8500	4.5	22	56	4.4	1	5
6...	120	36	21	21
7...	7	4	1	35	42	2.1	...	3
8...	60	37	29	4	25	8	8	2	10500	5.4	49	48	3.1	...	13
9...	168	74	48	20	28	24	13	11	2	28	51	4.0	...	5
10...	75	31	30	29	1	1	1
11...	64	29	20	19	1	9	9	2	26	46	4.0	...	2
14...	57	37	37	33	3	8	14000	6.8	27	49	2.1	...	1
15...	127	64	61	48	13	3	2	1	8	10000	5.6	56	48	3.6	...	6
16...	201	87	83	38	45	4	3	6	...	5.0	73	47	3.1	4	12
17...	105	65	51	28	23	14	3	11	6	12000	4.8	56	45	2.7	2	3
18...	61	46	1	1	5	36	38	1.7	4	6
20...	105	64	64	30	34	2	57	45	2.5	...	2
21...	183	111	109	55	54	8	...	5.9	89	46	2.5	1	10
22...	93	46	18	6	12	23	16	7	5	11500	5.8	25	48	3.5	...	2
23...	106	72	67	52	15	4	4	1	66	50	2.3	1	3
24...	39	15	10	4	6	5	5	2	12	51	3.8	...	1
27...	13	5	5	5	3	5	56	5.2
28...	66	33	33	24	9	19	43	4.3	...	6
29...	158	63	46	38	8	16	2	14	1	18500	6.6	49	44	3.9	1	5
30...	19	12	12	4	8	2	10	41	2.7
31...	165	112	110	4	86	2	4	95	39	1.9	2	9
32...	18	13	13	13	2	9	49	3.1
35...	33	42	42	11	31	32	44	1.1
36...	48	43	43	5	38	38	37	2.0	1	...
37...	*169	112	112	73	39	9	14500	3.3	99	47	2.4	...	3
38...	124	106	106	32	74	2	90	45	2.3	1	1
39...	102	78	78	78	1	77	51	2.6
40...	15	13	13	7	6	8	45	2.8
21.....	*8075	3293	2291	1655	636	940	774	166	...	62	1102	8500	5.4	1935	54	3.3	11	301
2...	55	32	16	16	3	27	65	2.9	...	2
3...	86	36	24	21	3	12	12	8	8	12500	6.0	21	50	4.0	...	4
4...	99	33	19	19	11	6000	5.1	21	49	5.0	...	3
7...	*144	37	18	17	1	19	8	11	19	8000	5.4	18	118	3.3	1	4
8...	102	35	28	27	1	7	6	1	18	10000	5.9	13	57	4.1	...	2
9...	85	19	15	14	1	4	4	14	8500	4.8	5	60	4.2	...	5
10...	88	24	18	17	1	6	6	8	8500	4.6	15	64	4.5	...	9
11...	119	28	20	18	2	8	6	2	11	7000	5.0	16	46	4.3
12...	8	2
23...	35	19	18	15	3	1	1	9	7500	5.7	6	40	4.0	...	4
24...	55	17	9	9	7	5500	4.3	9	53	4.3	...	3
25...	72	19	16	16	7	11000	5.6	12	45	3.3
26...	138	44	27	27	18	7000	5.2	24	45	3.9	3	10
27...	110	28	18	17	16	7000	5.4	10	55	4.8	...	6
28...	150	41	23	19	4	17	15	2	13	9000	5.3	24	55	4.2	...	13
29...	148	42	31	31	20	7000	5.0	22	82	3.9	...	10
30...	165	47	22	22	25	7500	5.2	21	51	4.3	1	9
31...	110	30	12	12	15	8500	5.6	15	54	4.7	...	5
32...	114	44	19	19	21	7500	4.7	22	47	4.0	...	3
33...	149	39	15	15	21	7500	5.7	18	65	4.1	...	8
34...	76	32	17	16	1	15	11	4	15	8500	5.7	13	53	3.8	...	3
35...	116	38	9	9	17	8500	5.8	17	61	3.2	...	7
36...	59	22	16	15	9	6	4	2	9	9000	5.0	13	79	4.4	...	2
37...	102	32	9	9	17	8500	5.5	14	47	2.8	...	4
38...	140	64	63	38	25	1	1	21	9000	5.4	40	62	3.5	...	4
39...	*125	47	2	1	1	31	29	2	14	8000	6.2	35	62	2.5	...	4
40...	145	77	23	15	1	46	21	25	23	11000	4.7	50	46	2.6	...	7
41...	173	101	101	46	55	15	...	4.4	79	45	2.6
42...	34	19	19	10	9	5	...	6.2	10	62	3.6
43...	36	21	21	11	10	3	15	45	2.7	...	2
44...	91	50	39	21	18	15	8500	5.5	30	45	2.7	1	8

City Block Characteristics

Table 2.—CHARACTERISTICS OF HOUSING UNITS, BY BLOCKS, 1960—Con.

["Total population" contains no persons in group quarters unless preceded by asterisk; one asterisk (*) denotes less than 10 percent; two asterisks (**), 10 percent or more]

Blocks within census tracts	Total population	All housing units by condition and plumbing										Occupied housing units						
		Total	Sound			Deteriorating			Dilapidated	Owner occupied			Renter occupied			Occupied by non-white	1.01 or more persons per room	
			Total	With all plumbing facilities	Lacking some or all facilities	Total	With all plumbing facilities	Lacking some or all facilities		Total	Average value (dollars)	Average number of rooms	Total	Average contract rent (dollars)	Average number of rooms			
																		With flush toilet
45...	*163	70	62	43	19	8	4	4	24	10500	7.2	36	61	3.0
46...	101	50	48	37	11	2	2	23	9500	5.7	24	55	3.1	...	1
47...	89	31	12	12	...	19	19	11	9000	5.0	19	65	1
48...	135	41	13	13	...	28	27	18	8000	6.1	23	67	4.9
50...	153	42	5	5	...	37	37	24	7500	5.6	18	60	4.4	...	4
51...	132	41	32	29	3	9	8	1	16	7000	5.9	22	53	4.3	...	8
52...	72	23	20	20	...	3	3	7	9000	5.1	14	56	3.9	...	7
53...	6	4	2
58...	1	1
59...	17	5	1	1	...	4	4	3	1	1
60...	56	13	3	3	...	8	8	2	4	9	52	4.6	...	4
61...	**30	5	3	3	2	2	2	2
62...	31	20	6	6	...	6	5	1	...	8	2	9	1
63...	69	21	7	7	...	14	12	2	12	7500	5.1	9	40	4.4	...	2
64...	*108	29	10	10	...	19	19	13	8000	6.2	14	51	5.1	...	3
65...	42	17	6	6	...	10	8	2	6	9000	5.5	11	79	3.6	...	1
66...	67	32	17	13	4	15	12	3	10	6500	5.3	21	53	3.2	...	3
67...	35	25	17	13	4	8	8	12	18	51	3.1
68...	*122	47	35	19	16	12	4	8	4	10000	7.6	31	43	2.9	...	7
69...	96	65	62	28	34	3	...	3	10	19000	4.3	52	49	2.7
70...	115	105	102	20	82	3	3	3	70	48	1.4	...	7
71...	54	32	31	9	22	1	1	8	...	5.1	23	42	1.9	...	2
72...	105	67	67	45	22	6	4	2	8	...	4.6	64	50	2.0	...	5
73...	121	64	62	31	31	2	2	19	11000	4.8	43	50	2.7	...	5
74...	**149	74	63	32	31	11	8	3	11	...	4.2	54	49	2.6	...	5
75...	74	43	43	18	25	10	12500	4.9	31	69	2.2	...	5
76...	99	51	48	25	23	3	3	12	10000	5.5	35	52	2.5	...	6
77...	66	24	20	19	1	4	4	8	9500	6.9	16	63	4.3	...	1
78...	106	45	42	33	9	3	3	23	9500	5.7	20	55	3.7	...	1
79...	157	52	39	36	3	13	11	2	25	9000	6.2	25	54	3.7	...	5
80...	89	31	14	14	...	13	12	1	...	4	16	7000	5.8	16	34	3.9	...	3
81...	66	27	14	14	...	13	9	4	13	6000	5.2	13	47	4.3
82...	11	3	4	4	3	3	1
83...	25	6	2	2	11	8000	5.9	17	48	4.7	...	9
84...	120	29	5	5	...	17	17	7	2
85...	18	6	2	2	...	3	3	1	3
87...	9	3
89...	36	14	10	10	...	1	1	9
90...	45	17	13	13	...	4	4	3	9	11500	5.2	4	1
92...	37	17	16	16	...	1	1	15	8000	4.9	1	1
93...	139	59	59	38	21	22	7500	4.9	31	52	3.2	...	5
94...	158	89	81	67	14	4	3	1	...	4	24	8000	4.9	58	68	2.6	...	8
95...	84	39	39	29	10	10	8500	5.2	29	52	3.4
96...	122	52	52	47	5	14	9000	5.4	31	53	3.8	...	1
97...	141	77	65	42	23	12	6	6	13	8000	4.4	50	51	3.2	...	7
98...	119	56	51	38	13	5	2	3	19	8000	5.2	31	61	3.7	...	1
99...	153	62	34	23	11	28	23	5	22	7000	5.0	37	56	3.8	...	4
100...	201	86	22	22	...	64	53	11	27	8000	5.3	53	49	3.4	...	6
101...	57	28	23	23	...	5	5	8	9000	5.5	20	36	4.0
105...	58	22	14	13	1	8	6	10	8500	4.9	9	39	4.2	...	3
106...	57	22	8	8	...	14	10	4	12	10000	5.8	8	57	3.9	...	2
107...	132	61	31	19	12	29	22	7	25	7500	5.2	32	51	3.5	1	1
108...	115	46	41	33	8	5	5	16	8000	5.5	29	60	3.7	...	4
109...	82	48	43	20	23	5	1	4	19	14000	5.0	26	45	2.2	...	1
110...	**37	10	7	6	1	3	3	10	68	5.6	...	1
111...	121	44	26	18	8	18	16	2	18	8500	5.4	24	46	3.4	1	4
114...	10	3
115...	53	17	7	7	...	8	8
116...	49	17	8	8	...	9	8	2	8	8500	5.5	9	64	4.9	...	3
117...	42	17	11	9	2	6	5	1	7	8000	5.3	9	53	4.6	...	2
120...	14	16	16	16	6	12500	5.3	9	56	3.2	...	3
124...	1	5	5	5	6	64	2.5	...	1
22...	*5821	1445	609	585	24	729	556	170	3	107	330	6500	5.5	1047	44	3.9	454	504
1...	29	7	6	4	2	1	7	5000	5.0	2
4...	3	...	8	8	...	3	3	3	6	42	4.7	1	2
5...	34	11
6...	15	4
7...	159	45	26	26	...	18	17	1
8...	64	16	11	11	...	4	4	1	22	7000	5.4	16	46	3.8	...	12
9...	107	20	15	14	1	5	4	1	11	6500	4.6	3	...	1	5	
11...	18	4	12	5500	5.0	7	53	5.3	3	9
24...	2	1
26...	7	3
27...	59	10	7	5	2	4
28...	26	9	9	9	3	5	7000	4.4	4	1
29...	91	23	1	1	...	9	7	2	5	5500	4.6	3	2	8
32...	45	10	9	9	13	3	19	35	3.9	...	4
33...	8	4	1	7	7000	4.9	3	2	4
35...	6	2
36...	28	12	12	10	2	10	42	2.8	...	4
37...	88	16	1	1	...	15	15	5	6000	5.2	11	44	4.0	3	10
38...	20	5	1	1	...	4	4	4	1	2
39...	15	7	2	2	...	5	3	2	1	5	1
40...	6	1
41...	32	9	1	1	...	8	6	2	4	5	...	3.0	...	3

Table 2.—CHARACTERISTICS OF HOUSING UNITS, BY BLOCKS: 1960—Con.

["Total population" contains no persons in group quarters unless preceded by asterisk; one asterisk (*) denotes less than 10 percent; two asterisks (**), 10 percent or more]

Blocks within census tracts	Total population	All housing units by condition and plumbing								Occupied housing units								
		Sound				Deteriorating				Dilapidated	Owner occupied			Renter occupied			Occupied by non-white	1.01 or more persons per room
		Total	With all plumbing facilities	Lacking some or all facilities	Total	With all plumbing facilities	Lacking some or all facilities		Total		Average value (dollars)	Average number of rooms	Total	Average contract rent (dollars)	Average number of rooms			
							With flush toilet	No flush toilet										
42...	73	16	4	2	2	12	12	5	...	6.6	11	43	4.7	2	5
43...	145	27	27	25	2	8	5500	5.9	18	41	4.1	1	14
44...	89	27	26	20	6	5	4500	6.2	17	50	3.5	3	7
45...	91	35	2	1	...	33	14	19	7	6500	5.0	18	39	3.1	6	9
46...	80	19	1	1	...	18	17	1	8	6500	6.0	11	53	4.6	1	3
47...	110	28	3	1	2	25	22	3	8	6000	5.0	18	39	3.7	4	10
48...	95	25	2	2	...	23	23	8	7000	5.4	15	41	4.2	...	8
49...	126	31	1	1	...	29	28	1	9	5500	5.2	22	41	3.7	10	9
50...	71	17	17	15	2	5	...	4.8	11	40	3.8	1	5
51...	62	17	1	1	...	14	7	5000	6.1	8	62	5.1	5	3
52...	334	63	63	63	62	48	4.6	46	33
53...	323	74	74	74	4	70	42	4.4	61	29
54...	332	76	76	76	3	72	42	4.3	55	30
55...	24	5	5	5	1	4	2
56...	330	76	76	76	1	75	43	4.3	55	27
57...	*137	31	30	30	...	1	...	1	31	43	4.3	20	11
58...	*228	50	50	50	1	49	42	4.4	27	19
59...	329	76	76	76	72	41	4.3	37	28
60...	159	56	9	7	2	45	31	12	2	2	18	5500	5.2	32	41	2.6	8	12
61...	203	53	9	9	...	44	32	12	8	...	7.6	45	48	3.4	7	19
62...	204	46	5	3	2	29	24	5	...	12	21	8000	5.8	25	46	3.3	10	19
63...	229	55	7	7	...	32	18	14	...	16	13	7500	5.2	39	48	3.4	5	25
64...	217	49	2	2	...	28	27	1	...	19	10	6000	5.5	38	43	3.9	7	20
66...	109	30	2	2	...	27	19	8	...	1	15	6500	5.9	15	42	3.6	10	7
67...	119	29	1	1	...	26	23	3	...	2	15	6000	5.5	13	46	3.7	3	9
69...	11	2
70...	136	35	2	2	...	24	21	3	...	9	18	6000	6.2	16	49	4.1	13	8
72...	87	33	3	2	1	22	12	10	...	8	2	27	46	2.7	5	11
73...	138	40	26	20	6	...	14	7	11000	5.6	33	46	4.3	16	9
74...	189	47	8	7	1	39	16	23	8	...	7.9	38	42	4.0	7	14
75...	173	55	14	5	9	41	16	25	10	8000	6.9	41	41	2.5	6	25
76...	7	2
23.....	*8731	2735	1957	1788	169	707	587	120	...	71	1177	9500	6.2	1463	60	4.0	2297	382
1...	79	22	22	22	16	10000	6.2	6	59	5.0	14	2
2...	95	20	20	18	2	13	10500	5.8	6	76	4.5	13	7
3...	134	34	25	25	...	9	9	17	8000	5.8	16	64	4.4	30	6
4...	69	22	19	19	...	3	3	10	8500	5.2	10	73	5.0	14	3
5...	170	37	17	17	...	19	19	33	7500	6.1	4	26	11
6...	117	37	5	5	...	29	22	7	...	3	8	8000	5.5	26	59	3.3	29	10
7...	125	35	33	30	3	2	2	17	8500	5.9	18	58	3.9	26	4
8...	132	34	23	21	2	11	10	1	17	7500	5.9	17	58	4.7	20	5
9...	120	31	20	19	1	1	8	1	...	2	16	6000	5.4	14	56	3.9	23	6
10...	119	30	18	18	...	10	10	2	12	8500	5.3	17	46	4.3	14	7
11...	121	30	15	15	...	15	15	8	7000	5.3	22	58	4.0	24	10
12...	85	30	14	12	2	9	9	7	5	...	6.0	24	53	3.8	21	4
13...	*127	34	12	8	4	21	19	2	...	1	17	7000	6.1	15	54	3.9	21	8
14...	142	38	33	32	1	5	2	3	12	8000	5.8	26	57	4.2	25	9
15...	125	30	15	15	...	15	13	2	14	8000	6.4	16	59	4.9	29	4
16...	107	33	25	23	2	8	6	2	20	6500	5.0	12	52	4.3	25	7
17...	76	27	17	17	...	9	9	1	11	9000	7.3	14	56	4.6	20	3
18...	101	34	29	29	...	5	4	1	17	7500	5.8	17	63	4.0	20	2
19...	73	26	23	23	...	3	3	12	7500	5.8	14	49	4.4	14	1
20...	67	20	18	18	...	2	2	18	9500	5.3	2	14	2
21...	54	14	14	14	10	10500	5.0	4	11	3
22...	114	29	29	29	26	10500	6.0	3	18	4
23...	68	20	18	17	1	2	2	14	10000	6.0	6	71	5.0	13	1
24...	72	27	27	25	2	18	11000	6.3	9	66	4.5	22	2
25...	78	27	26	21	5	1	1	10	10500	6.2	17	65	3.2	26	3
26...	47	20	13	13	...	6	6	1	11	8500	6.2	2	10	1
27...	93	26	14	14	...	12	12	13	7500	5.9	10	38	5.8	16	4
28...	105	39	25	22	3	14	11	3	12	8500	6.0	23	53	3.9	33	5
29...	81	32	30	23	7	2	...	2	12	7500	5.4	16	60	3.6	20	4
30...	108	35	29	29	...	6	6	17	10000	5.8	18	57	4.4	32	5
31...	92	29	29	27	2	9	9000	5.6	18	64	4.0	26	3
32...	131	41	31	21	10	6	3	3	...	4	13	8500	5.8	28	53	3.6	36	8
33...	*89	35	7	5	2	21	8	13	...	7	6	8500	6.2	25	57	3.3	25	6
34...	*85	39	11	8	3	24	2	22	...	4	7	10500	5.3	30	41	2.9	33	5
35...	89	33	23	22	1	10	6	4	8	10000	7.0	25	56	3.6	33	5
36...	70	25	25	23	2	13	10500	8.0	10	70	4.6	23	1
37...	95	36	36	26	10	11	12000	6.0	22	64	3.7	32	1
38...	146	38	37	28	9	1	1	17	8500	6.2	20	52	3.4	37	16
40...	73	30	18	17	1	12	12	9	8500	6.4	19	51	3.8	25	...
41...	88	22	16	16	...	5	3	2	...	1	13	10000	6.5	8	60	3.9	19	4
42...	85	22	18	18	4	15	10500	6.7	7	73	4.0	20	5
43...	46	13	13	13	11	11500	7.0	2	10	1
44...	169	47	47	41	6	30	11500	6.4	17	61	3.4	36	8
45...	37	12	12	12	10	12000	6.9	2
46...	65	20	20	20	17	11000	5.9	2	16	2
47...	58	21	21	19	2	13	12500	6.3	8	80	4.4	18	2
48...	47	15	15	15	10	10500	6.9	5	65	4.0	12	4
49...	72	20	20	16	4	11	11500	6.0	9	60	3.9	17	...
50...	93	22	22	22	17	10000	6.1	5	64	4.6	18	2
51...	68	18	16	16	...	2	2	10	10500	5.9	8	71	4.4	17	1
52...	105	32	10	10	...	22	22	5	...	6.4	26	67	3.1	31	15
53...	112	37	18	18	...	19	15	4	8	8000	6.9	28	56	3.6	32	5

Table 2.—CHARACTERISTICS OF HOUSING UNITS, BY BLOCKS: 1960—Con.

["Total population" contains no persons in group quarters unless preceded by asterisk; one asterisk (*) denotes less than 10 percent; two asterisks (**), 10 percent or more]

Blocks within census tracts	Total population	All housing units by condition and plumbing									Occupied housing units								
		Sound					Deteriorating				Dilapidated	Owner occupied				Renter occupied			
		Total	With all plumbing facilities	Lacking some or all facilities	Total	With all plumbing facilities	Lacking some or all facilities		Total	Average value (dollars)		Average number of rooms	Total	Average contract rent (dollars)	Average number of rooms	Occupied by non-white	1.01 or more persons per room		
							With flush toilet	No flush toilet											
54...	172	45	25	25	...	19	19	1	12	8500	6.7	32	71	4.3	40	14	
56...	14	6	6	2	5	1
57...	127	47	47	38	9	44	5
58...	**86	34	33	19	14	1	1	14	11000	5.6	19	111	3.6	33	3	
59...	81	30	29	24	5	1	1	10	11500	5.9	20	49	3.8	30	5	
60...	88	30	4	4	...	19	15	4	13	7000	6.0	16	55	4.4	28	2	
61...	122	37	15	15	...	17	10	7	11	8000	6.1	24	51	3.9	35	5	
62...	123	42	23	23	...	19	19	10	10000	5.7	31	52	4.1	40	5	
63...	164	53	13	13	...	34	34	11	6500	4.9	41	51	4.0	51	5	
64...	81	29	19	19	...	10	10	10	12500	6.3	19	59	4.4	28	3	
65...	**105	25	8	8	...	17	17	16	8500	6.5	9	59	5.0	25	4	
66...	111	33	22	22	...	11	11	11	7500	5.9	21	57	4.6	29	8	
67...	110	35	21	21	...	14	14	17	9500	6.2	17	60	4.4	33	5	
68...	94	31	19	19	...	12	8	4	17	9500	6.8	13	56	5.0	30	4	
69...	69	24	22	22	...	2	2	12	10500	6.3	11	47	4.3	27	1	
70...	77	28	28	28	12	10500	5.8	16	50	4.3	27	1	
71...	53	14	13	13	...	1	1	7	8500	6.1	7	57	5.6	13	2	
72...	98	26	16	15	1	9	9	5	...	6.8	21	67	4.7	17	6	
73...	*78	21	17	17	...	4	3	1	11	10500	6.9	10	66	4.7	16	...	
74...	107	25	24	22	2	1	1	12	14000	6.4	12	67	4.4	21	6	
75...	75	24	24	23	1	11	14000	5.8	13	75	5.2	19	2	
76...	75	18	18	18	10	14500	6.1	7	74	5.0	16	3	
77...	90	29	13	13	...	16	10	6	12	9000	5.3	17	68	4.8	27	4	
78...	90	37	37	37	12	9500	6.8	23	71	3.7	35	3	
79...	94	33	30	23	7	3	3	19	8500	6.4	13	51	3.3	31	4	
80...	54	22	21	16	5	1	1	12	8500	7.6	7	48	3.1	18	...	
81...	94	27	13	10	3	14	9	5	15	8500	5.7	12	55	3.4	26	6	
82...	93	34	26	26	...	4	3	1	18	9500	6.0	16	110	3.8	34	3	
83...	82	27	17	17	...	2	2	13	9500	7.1	13	152	4.5	26	2	
84...	68	20	7	7	...	13	11	2	12	8000	6.1	8	129	4.9	19	2	
85...	39	15	9	9	...	6	6	7	9000	6.4	8	62	4.3	14	1	
86...	122	55	19	19	...	36	32	4	9	12000	6.4	40	51	3.0	49	5	
87...	**156	47	14	14	...	33	33	13	7500	6.7	32	58	4.1	45	3	
88...	89	30	21	21	...	9	5	4	13	9000	6.2	17	52	4.4	29	3	
89...	78	29	28	24	4	1	1	15	8500	6.5	12	51	4.7	25	1	
90...	110	39	37	30	7	1	1	15	8000	6.7	23	49	3.9	38	4	
91...	*87	26	24	22	2	2	2	13	10500	6.5	12	62	3.9	19	1	
92...	131	48	46	43	3	2	2	13	11000	6.4	34	55	4.0	47	3	
93...	72	30	26	19	7	4	2	8	...	5.6	20	55	3.4	27	1	
94...	80	25	14	13	1	7	4	11	11500	7.5	14	56	3.0	22	3	
95...	73	25	12	9	3	13	9	4	9	12000	7.7	14	57	4.1	15	3	
24-A....	*6201	2175	660	381	279	1452	936	515	1	63	372	7000	5.7	1597	47	3.3	1021	459	
1...	112	39	16	16	...	23	14	9	6	...	5.2	29	53	3.2	22	7	
2...	229	51	51	40	11	14	6500	5.1	36	53	4.5	19	22	
3...	207	74	74	73	1	1	73	36	3.7	69	10	
4...	168	43	6	4	2	37	24	13	11	7500	6.1	24	51	4.0	9	11	
5...	**167	40	10	4	6	30	26	4	16	6000	5.4	24	45	3.3	17	11	
6...	237	69	1	1	...	58	41	17	11	9500	4.5	58	47	3.3	16	23	
7...	137	66	35	7	28	29	7	22	7	...	4.6	46	58	2.7	19	8	
8...	163	102	64	14	50	30	9	21	8	...	3.9	76	36	2.4	28	13	
9...	231	77	30	13	17	47	27	20	10	8000	5.1	63	40	3.0	5	22	
10...	185	81	21	10	11	60	6	54	3	70	40	2.3	1	25	
11...	62	22	3	2	1	19	7	12	1	21	50	2.7	5	7	
12...	141	48	28	20	8	20	12	8	10	7500	6.3	36	42	3.1	15	11	
13...	227	86	35	24	11	51	13	38	14	8500	5.4	58	46	2.9	28	19	
14...	191	67	34	23	11	33	12	21	15	6000	5.7	46	44	2.7	26	17	
15...	*206	83	2	2	...	81	40	41	13	8000	6.5	62	40	3.3	22	9	
16...	42	8	3	3	...	5	5	6	5500	5.3	2	1	3	
18...	202	54	54	41	13	8	...	5.9	43	49	4.1	19	20	
19...	*194	41	1	1	...	40	33	7	8	...	6.5	32	61	4.1	20	18	
21...	120	31	6	4	2	22	22	12	5500	5.8	17	56	4.3	23	8	
22...	148	39	14	14	...	21	21	6	7500	6.5	31	66	4.1	32	11	
23...	103	31	8	8	...	23	12	11	6	5000	5.5	25	50	3.6	26	8	
24...	42	21	1	1	...	19	13	6	1	16	39	2.6	19	...	
25...	143	85	69	19	50	14	4	10	2	8000	5.3	59	50	2.2	47	9	
26...	131	46	19	11	8	22	17	5	7	35	49	4.0	25	7	
27...	159	78	70	26	44	6	6	4	67	49	3.3	48	5	
29...	129	55	55	24	31	2	42	39	2.6	20	11	
30...	147	72	72	24	48	10	...	5.7	42	39	2.7	30	10	
31...	114	35	35	25	9	8	9500	7.4	45	39	2.7	30	5	
32...	35	25	25	18	7	15	6000	5.9	16	47	3.8	24	5	
33...	72	24	8	5	3	13	11	2	1	23	42	1.7	23	6	
34...	118	27	2	2	...	13	11	2	7	9500	5.3	14	53	4.0	20	4	
35...	106	34	1	1	...	22	22	9	7500	4.9	16	60	5.0	23	9	
36...	48	22	6	6	...	27	27	15	7500	5.3	19	43	3.8	30	6	
37...	96	46	2	2	...	16	12	4	4	16	58	3.3	19	4	
38...	46	11	2	2	...	42	42	11	10000	6.5	32	46	3.3	43	2	
39...	96	51	24	2	...	6	6	2	9000	5.4	5	56	5.2	9	4	
40...	113	37	24	18	16	2	5	6000	5.7	43	42	2.2	49	3	
41...	*165	47	37	26	11	11	7000	5.8	22	49	4.6	26	4	
42...	259	94	47	30	17	9	5500	6.3	36	52	3.5	20	12	
43...	210	70	94	90	4	10	7000	5.2	73	56	3.3	25	26	
44...	167	42	70	48	22	12	7500	6.4	40	47	3.3	13	19	
45...	20	6	1	1	...	42	33	9	18	6000	6.0	22	53	4.0	23	10	
46...	262	79	57	56	1	22	16	6	2	2	4	2	
									8	9000	7.5	71	51	3.9	53	15	

Table 2.—CHARACTERISTICS OF HOUSING UNITS, BY BLOCKS: 1960—Con.

["Total population" contains no persons in group quarters unless preceded by asterisk: one asterisk (*) denotes less than 10 percent; two asterisks (**), 10 percent or more]

Blocks within census tracts	Total population	All housing units by condition and plumbing									Occupied housing units								
		Sound					Deteriorating				Dilapidated	Owner occupied				Renter occupied			
		Total	Total	With all plumbing facilities	Lacking some or all facilities	Total	With all plumbing facilities	Lacking some or all facilities		Total		Average value (dollars)	Average number of rooms	Total	Average contract rent (dollars)	Average number of rooms	Occupied by non-white	1.01 or more persons per room	
								With flush toilet	No flush toilet										
47...	51	16	7	7	...	9	9	5	...	6.2	11	50	3.8	6	3	
24-B...	*3168	1076	306	260	46	669	539	130	...	101	244	9000	6.4	762	54	3.6	888	158	
1...	68	18	18	16	2	14	9500	6.6	4	18	1	
2...	76	22	21	20	1	13	9500	7.1	9	50	3.8	22	4	
3...	*152	49	11	9	2	15	13	2	...	23	15	6500	5.5	31	50	3.8	46	10	
4...	**51	17	1	1	...	7	7	9	4	11	93	4.0	15	...	
5...	99	48	6	6	...	22	20	2	...	20	11	7000	5.4	36	40	3.0	47	6	
6...	*114	34	7	5	2	13	11	2	...	14	6	8500	7.8	23	67	5.1	29	4	
7...	63	28	10	10	...	18	12	6	10	8000	6.8	17	72	3.2	27	...	
8...	152	48	8	8	...	39	37	2	...	1	4	44	55	4.3	48	8	
9...	118	53	53	34	19	17	9500	5.6	35	49	3.7	51	1	
10...	*132	38	38	15	23	13	7000	6.6	25	50	3.4	37	9	
11...	118	82	24	24	...	58	50	8	10	7500	5.2	69	47	3.0	79	2	
12...	113	58	4	4	...	45	41	4	...	9	7	7000	6.6	29	54	3.8	35	9	
13...	*142	36	2	1	1	22	15	7	...	12	11	5000	5.9	21	62	4.3	30	10	
14...	179	76	33	33	...	38	33	2	...	8	7	6500	5.6	65	52	3.8	65	8	
15...	77	23	23	10	13	6	10000	7.0	17	53	2.9	23	6	
16...	**214	29	29	24	5	10	11000	7.8	18	68	5.1	25	4	
17...	*221	66	12	8	4	53	44	9	...	1	20	10500	6.5	42	55	3.4	59	11	
18...	*282	101	101	86	15	23	10500	7.9	72	50	3.2	92	15	
19...	292	92	80	57	23	12	8	4	25	8000	6.5	67	53	3.4	81	17	
20...	*122	43	26	19	7	14	10	4	...	3	5	...	6.8	37	49	3.7	29	7	
21...	204	59	26	22	4	33	33	4	51	57	3.6	16	22	
22...	84	36	36	33	3	5	8500	5.6	24	66	4.1	11	4	
23...	43	20	20	20	4	15	47	3.6	3	...	
24...	**52	
25.....	2023	1229	1032	516	516	144	47	97	...	53	55	11500	4.9	1049	43	2.4	67	105	
1...	96	48	45	15	30	3	1	2	3	45	43	2.3	3	5	
3...	24	23	23	...	23	23	28	1.2	
4...	131	100	52	12	40	48	3	76	34	2.1	...	4	
5...	123	74	72	17	55	2	2	7	...	6.3	53	35	2.5	5	8	
6...	107	69	68	36	32	1	...	1	3	55	46	2.6	4	6	
7...	224	143	143	73	70	3	131	43	2.2	3	15	
8...	199	142	142	115	27	2	126	49	2.8	1	7	
9...	54	49	17	1	16	32	7	25	47	37	1.7	
10...	53	51	51	9	42	51	43	1.0	...	1	
11...	92	72	72	56	16	68	44	2.7	13	4	
12...	65	31	26	16	10	2	...	2	...	3	1	27	49	2.8	2	6	
13...	175	78	64	19	45	14	14	4	65	46	2.9	14	12	
15...	200	103	68	35	33	35	4	31	8	...	4.4	81	43	2.4	4	11	
16...	57	52	52	16	36	4	39	40	1.9	2	...	
17...	162	84	61	29	32	23	3	20	2	73	45	2.8	3	9	
18...	171	66	42	35	7	24	12	12	11	7000	5.6	53	48	2.8	6	15	
19...	88	42	34	32	2	6	2	4	...	2	4	35	43	4.4	7	2	
21...	2	2	
26-A.....	*4814	3730	3248	2510	738	294	140	154	...	188	97	25000	3.8	3289	59	2.3	58	96	
1...	146	101	101	54	47	3	83	46	2.2	3	5	
2...	258	210	54	41	13	60	25	35	96	3	...	185	43	1.9	8	14	
3...	216	199	166	120	46	19	3	16	14	4	...	162	52	2.1	...	2	
4...	134	109	94	73	21	14	1	13	2	93	49	1.9	2	3	
5...	221	176	176	134	42	167	53	1.6	12	4	
6...	176	141	141	127	14	131	52	2.4	...	1	
7...	106	100	100	43	57	98	53	1.6	12	...	
8...	120	89	89	89	1	79	62	3.1	...	1	
9...	*275	212	200	178	22	12	1	181	59	2.7	2	...	
10...	126	81	81	25	56	8	...	5.1	68	41	2.2	1	2	
11...	139	99	99	63	36	9	...	5.1	70	42	2.8	...	1	
12...	166	133	80	50	30	53	15	38	4	110	43	2.3	1	5	
13...	231	190	183	117	66	7	6	1	3	173	48	2.3	2	6	
14...	*316	231	157	136	21	10	4	6	64	8	16000	2.4	213	59	1.8	2	12
15...	162	124	78	78	...	46	43	3	2	106	74	2.6	...	2	
16...	92	82	82	81	1	73	101	2.4	
17...	12	10	10	10	10	189	1.7	...	1	
18...	50	52	52	21	31	40	58	1.5	2	4	
19...	110	87	86	72	14	1	70	65	3.1	...	1	
20...	3	2	
21...	*308	207	207	187	20	18	39000	3.1	185	72	2.8	1	3	
22...	214	155	154	152	2	1	1	1	150	71	2.5	1	2	
23...	**266	167	167	118	49	7	...	4.3	152	65	2.6	3	3	
24...	212	175	133	79	54	42	10	32	6	...	5.0	162	57	2.0	1	1	
25...	*283	202	160	156	4	42	32	10	9	18500	2.1	177	65	2.4	1	14	
26...	227	170	170	124	46	5	...	4.0	163	51	2.6	3	1	
27...	155	123	123	120	3	3	119	80	2.5	...	1	
28...	90	103	103	60	43	67	61	1.6	1	7	
26-B.....	*3301	1877	1645	1275	370	224	102	122	...	8	142	14500	5.5	1567	55	2.8	32	82	
2...	54	40	34	24	10	6	3	3	9	11000	5.1	20	46	2.9	3	1	
3...	**136	19	10	5	5	9	...	9	17	45	2.8	2	...	
5...	157	82	76	42	34	6	5	1	13	12500	5.5	63	48	2.9	3	9	
6...	116	74	65	62	3	7	7	2	2	66	60	3.1	3	3	
7...	22	21	21	10	11	15	38	2.4	
8...	117	73	73	63	10	1	62	58	3.4	1	1	
9...	**148	48	38	33	5	6	6	4	5	10000	6.8	31	65	4.2	...	5	

Table 2.—CHARACTERISTICS OF HOUSING UNITS, BY BLOCKS: 1960—Con.

["Total population" contains no persons in group quarters unless preceded by asterisk; one asterisk (*) denotes less than 10 percent; two asterisks (**), 10 percent or more]

Blocks within census tracts	Total population	All housing units by condition and plumbing									Occupied housing units							
		Sound				Deteriorating				Dilapidated	Owner occupied			Renter occupied			Occupied by non-white	1.01 or more persons per room
		Total	Total	With all plumbing facilities	Lacking some or all facilities	Total	With all plumbing facilities	Lacking some or all facilities	With flush toilet		No flush toilet	Total	Average value (dollars)	Average number of rooms	Total	Average contract rent (dollars)		
10...	123	87	74	54	20	11	9	2	...	2	11	...	4.7	61	53	2.4	1	4
11...	194	112	108	68	40	4	4	11	8500	5.6	93	51	2.7	5	4
12...	211	142	110	103	7	32	11	21	9	11000	5.1	112	53	2.8	1	4
13...	*432	289	262	224	38	27	7	20	8	...	6.4	268	50	2.4	2	10
14...	**230	121	88	55	33	33	10	23	5	...	3.8	106	50	2.5	4	7
15...	*193	113	66	65	1	47	13	34	28	15500	6.0	79	46	3.1	...	2
16...	117	72	72	39	33	8	...	5.4	60	55	2.6	...	4
17...	**218	100	73	47	26	27	20	7	12	...	6.8	69	55	3.0	1	6
18...	147	90	90	79	11	2	82	84	3.0	2	3
19...	*139	59	59	58	1	4	53	61	3.8	4	2
20...	81	44	44	41	3	2	42	59	2.9	...	4
21...	**155	75	75	46	29	5	18000	4.8	68	49	2.6	...	5
22...	311	207	207	157	50	9	7	2	7	17500	4.7	200	61	2.7	...	7
27-A...	*6107	4195	3978	3508	470	194	83	111	...	23	121	23000	3.9	3778	74	2.6	21	97
1...	311	207	194	184	10	13	8	5	7	...	3.6	192	74	2.8	2	4
2...	235	175	175	155	20	6	...	3.0	166	68	2.5	5	2
3...	168	134	133	85	48	1	...	1	3	130	63	2.4
4...	6	4
5...	10	4
6...	92	71	71	45	26	8	18500	2.9	61	64	2.1
7...	55	43	43	43	33	84	2.8	1	...
8...	252	212	212	212	5	42000	2.2	187	62	2.4
9...	181	134	127	93	34	6	4	2	...	1	1	131	59	2.5	1	2
10...	*236	134	132	125	7	2	2	3	123	75	2.9	...	5
11...	*230	175	175	174	1	...	1	3	164	72	2.2	1	4
12...	*279	159	158	155	3	...	1	10	19000	4.0	137	64	3.0	2	9
13...	330	243	182	148	34	51	47	4	...	10	9	...	4.7	208	73	2.5	1	6
14...	241	153	134	105	29	19	5	14	2	151	69	2.8	...	4
15...	238	203	203	203	8	42000	2.4	157	111	2.4	...	4
16...	114	69	67	65	2	2	1	1	4	61	61	3.5	...	1
17...	37	28	28	28	2	24	59	2.9
18...	50	39	38	31	7	1	...	1	2	37	72	1.8	...	3
19...	287	220	220	197	23	5	16000	1.4	201	64	2.5	3	9
20...	329	204	203	187	16	1	1	1	193	95	3.3	...	2
21...	**183	126	126	124	2	1	122	89	2.6
22...	**275	173	148	140	8	13	...	13	12	4	...	160	58	2.2	...	13
23...	*186	146	135	90	45	11	4	7	10	31000	6.2	108	65	2.6	1	1
24...	241	179	123	81	42	56	6	50	8	...	6.5	145	69	2.3	...	12
25...	*340	184	184	181	3	1	183	90	2.8	1	2
26...	**278	131	123	69	54	8	2	6	1	101	62	2.4	1	10
27...	314	196	196	195	1	5	16000	4.2	184	105	3.7
28...	402	294	281	13	8	22000	2.6	269	83	2.4	...	1
29...	*207	155	146	104	42	9	2	7	3	142	50	2.5	2	2
27-B...	*4769	2739	2530	2239	291	197	134	63	...	12	231	25000	6.8	2253	95	3.2	14	80
1...	186	103	101	61	40	2	2	20	12000	5.3	78	56	2.9	1	3
2...	133	72	72	59	13	17	13500	5.9	54	58	3.2	...	3
3...	110	59	53	46	7	6	5	1	3	54	80	3.7	1	2
4...	*156	74	58	49	9	16	9	7	5	...	5.6	68	81	3.6	1	1
5...	160	80	79	74	5	1	1	9	...	6.0	69	77	3.2	1	5
6...	**172	90	90	86	4	15	35000	7.0	69	68	3.2	...	2
7...	**181	72	71	58	13	1	1	8	25000	9.3	60	85	3.1	...	2
8...	*144	106	106	52	54	3	83	90	1.9	...	11
9...	346	295	295	240	55	7	40000	2.3	259	85	2.1	4	15
10...	231	158	158	152	6	1	148	78	3.5	1	1
11...	304	304	302	297	5	2	2	3	232	123	3.0	...	1
12...	124	87	82	72	10	5	76	70	3.2
13...	71	42	32	23	9	10	10	33	49	3.3
14...	*113	75	68	64	4	7	2	5	3	68	83	2.9	...	1
15...	80	48	41	41	4	39	77	3.1	...	4
16...	**97	16	16	7	9	4	71	78	5.7
17...	153	89	89	88	1	2	76	230	4.1
18...	**70	4
19...	**133	25	25	23	2	5	...	7.2	20	106	4.5	...	1
20...	*279	139	128	124	4	11	3	8	7	...	7.3	128	154	3.4	1	11
21...	**109	56	55	41	14	1	1	7	...	4.9	42	59	2.9	...	2
22...	168	90	89	83	6	9	...	6.0	75	93	3.1	...	4
23...	103	60	53	51	2	7	7	6	...	6.2	53	87	3.5	1	...
25...	105	38	37	36	1	1	1	21	15000	7.6	17	75	4.4	...	1
26...	*153	85	85	80	5	15	26000	6.8	67	78	3.3	...	1
27...	**113	58	58	58	3	47	103	3.7	1	1
28...	87	27	27	26	1	12	25000	10.8	14	101	5.1
29...	**151	74	74	74	6	...	9.0	60	205	4.2	...	2
30...	34	17	16	16	...	1	1	6	34000	8.0	9	89	3.7
31...	33	14	14	14	4	10	83	2.8	...	1
32...	90	58	50	42	8	6	6	5	...	7.2	50	69	3.4
33...	147	76	50	48	2	26	16	10	2	68	65	3.7	2	2
34...	92	56	39	37	2	17	14	3	7	...	6.4	42	64	3.2
35...	101	60	13	13	...	43	30	13	8	...	5.1	44	62	3.3	...	1
36...	40	32	32	22	10	27	51	2.0	...	2
27-C...	*5995	3526	3336	2714	622	158	60	98	...	32	266	18500	5.5	3005	68	2.8	33	139
1...	201	107	100	75	25	7	6	1	15	17500	6.2	81	61	3.1	...	8
2...	**58	26	26	15	11	4	21	58	3.0	1	4
3...	*91	41	38	27	11	3	3	6	22000	5.3	31	70	3.8	1	...

Table 2.—CHARACTERISTICS OF HOUSING UNITS, BY BLOCKS: 1960—Con.

["Total population" contains no persons in group quarters unless preceded by asterisk; one asterisk (*) denotes less than 10 percent; two asterisks (**), 10 percent or more]

Blocks within census tracts	Total population	All housing units by condition and plumbing									Occupied housing units									
		Total	Sound			Deteriorating			Dilapidated	Owner occupied			Renter occupied			Occupied by non-white	1.01 or more persons per room			
			Total	With all plumbing facilities	Lacking some or all facilities	Total	With all plumbing facilities	Lacking some or all facilities		Total	Average value (dollars)	Average number of rooms	Total	Average contract rent (dollars)	Average number of rooms					
							With flush toilet	No flush toilet												
4...	252	154	151	106	45	3	3	7	15500	6.6	136	66	2.9	3	6		
5...	*250	161	94	86	8	66	7	59	...	1	8	20000	4.8	140	55	2.2	1	7		
6...	**211	91	62	62	...	29	6	23	5	22000	5.8	73	78	2.1	4	5		
7...	227	177	177	176	1	169	65	2.5	...	1		
8...	5	2		
10...	263	150	148	93	55	2	2	9	19000	4.2	135	56	3.0	1	10		
11...	240	133	132	127	5	1	1	9	19500	5.4	112	69	3.4	1	5		
12...	234	159	155	107	48	4	3	1	12	24000	4.2	127	67	2.8	...	5		
13...	216	119	96	70	26	1	1	17	18000	6.1	92	55	3.2	2	10		
14...	240	140	138	99	39	2	2	17	17000	6.9	117	59	3.0	...	5		
15...	177	113	97	61	36	10	7	3	13	17500	6.3	92	53	2.8	...	7		
16...	**253	93	93	87	6	8	...	5.3	81	72	3.3	1	5		
17...	*301	193	193	179	14	6	20000	6.2	174	67	2.5	2	9		
18...	*293	212	212	200	12	1	200	65	2.8	4	1		
19...	*259	123	110	92	18	13	10	3	13	15500	5.2	103	89	3.1	1	10		
20...	248	165	161	126	35	4	...	4	15	18500	5.2	130	61	2.5	1	10		
21...	*207	127	127	100	27	13	17000	5.1	106	78	2.8	3	3		
22...	169	135	135	109	26	11	...	5.4	113	67	2.5	...	2		
23...	110	67	66	44	22	8	...	4.5	54	58	2.9	...	5		
24...	155	91	88	69	19	3	1	2	9	15000	4.8	74	65	2.9	2	2		
25...	*265	155	155	143	12	12	14500	5.3	138	94	2.5	...	2		
26...	211	113	110	88	22	1	1	7	21000	5.1	101	81	3.1	2	7		
27...	**205	120	119	42	77	1	1	13	22000	5.5	101	51	2.4	1	1		
28...	**174	76	76	68	8	7	14000	4.6	58	81	3.6	...	2		
29...	*245	150	143	135	8	7	6	1	12	22000	5.3	125	70	3.2	1	6		
30...	*235	133	132	126	6	1	...	1	9	...	6.9	119	80	3.3	1	1		
28-A...	*3434	1574	1217	1175	42	355	312	43	537	14000	6.0	917	74	3.7	5	54		
1...	*124	53	53	53	14	17000	6.3	37	78	3.4	...	4		
2...	86	31	31	31	16	14500	6.0	15	88	4.5	...	3		
3...	70	23	21	21	...	2	2	12	22000	8.8	11	92	5.3	...	1		
4...	92	36	34	25	9	2	2	15	18000	8.3	20	65	3.5	1	2		
5...	81	39	38	38	11	25000	7.3	27	98	3.9		
6...	144	127	124	112	12	3	3	12	11500	5.8	63	92	3.4		
7...	78	44	37	37	...	7	7	4	37	90	3.9		
8...	113	65	18	18	...	47	46	1	10	12000	6.0	50	62	3.8	...	1		
9...	*96	51	51	45	6	9	...	5.3	40	67	3.7	...	1		
10...	106	59	5	5	...	53	34	19	5	...	4.8	51	55	3.2	...	2		
13...	72	35	15	15	...	20	20	11	10500	4.5	19	86	1.3	...	2		
14...	*139	64	16	16	...	48	41	7	11	...	5.8	48	75	4.3	...	1		
15...	94	34	30	30	...	4	4	14	11000	5.4	19	83	4.9	...	3		
16...	114	59	53	52	1	6	6	9	...	6.2	44	62	3.3	...	2		
17...	114	47	42	38	4	5	5	19	11000	6.2	28	65	3.3	2	4		
18...	117	53	43	41	2	10	10	12	10500	5.8	37	80	3.8	...	1		
19...	80	32	31	30	1	1	1	20	14000	6.4	11	65	3.8	...	2		
20...	123	54	54	54	14	...	5.0	40	73	3.3	1	2		
21...	85	37	37	37	17	13000	6.1	19	62	3.8	1	...		
22...	99	34	34	34	25	10500	5.8	8	74	5.0	...	2		
23...	113	42	40	40	...	2	2	25	11000	5.6	15	66	3.8	...	3		
24...	92	45	37	33	4	8	8	19	9000	4.8	21	63	3.6	...	2		
25...	118	59	52	47	5	7	6	1	24	13000	5.3	35	67	3.7	...	1		
26...	112	45	45	45	22	11000	5.8	22	79	3.9	...	1		
27...	100	42	40	38	2	2	2	18	13000	5.1	22	72	3.8		
28...	95	38	26	26	...	12	10	2	19	12500	5.8	19	74	4.4		
29...	*120	69	40	40	...	29	27	2	10	14000	6.7	49	87	2.6	...	4		
30...	6	5	5	3	2	1	2	1		
31...	16	8	2	2	...	6	6	3	4		
32...	63	29	25	25	...	4	2	2	11	12500	5.0	17	68	3.4	...	1		
33...	129	44	38	38	...	6	5	1	20	11500	5.4	24	66	4.2	...	6		
34...	166	61	54	52	2	7	7	31	15000	5.3	28	69	4.1	...	2		
35...	49	23	23	23	8	...	5.1	15	59	4.4		
36...	113	43	38	38	...	5	5	27	16500	6.1	16	81	5.0		
37...	77	29	27	27	...	2	2	24	14500	6.8	4		
38...	20	8	7	7	...	1	1	8	22000	8.5		
39...	18	7	7	7	7	39000	9.0		
28-B...	*7988	3830	3446	3078	368	370	261	109	14	1086	12000	5.7	2497	78	3.5	4	112	
5...	7	3	
6...	34	17	14	14	...	3	...	3	4	13	62	3.2	
7...	61	31	29	26	3	2	2	6	...	4.7	22	64	3.3	...	1	...	
8...	101	48	40	21	19	8	6	2	11	...	5.2	35	55	3.4	...	2	...	
9...	123	58	56	45	11	2	2	17	11000	6.1	40	56	3.7	...	1	...	
10...	94	40	40	39	1	20	13000	5.1	17	70	4.6	...	1	...	
11...	37	14	13	13	...	1	1	4	10	81	4.8	...	1	...	
12...	2	2
13...	80	45	45	43	2	3	42	96	3.4
14...	84	53	47	43	4	5	3	2	10	13000	5.6	31	108	3.0	...	2
15...	144	93	88	88	...	5	5	12	11000	5.2	70	91	2.9	...	2
16...	*112	49	45	43	2	4	4	18	13500	5.5	27	71	3.9	...	1
17...	123	58	45	42	3	13	10	3	14	13500	6.0	36	69	3.4	...	2
18...	108	57	57	57	11	13500	5.5	40	84	3.6
19...	*163	92	79	76	3	13	19	13500	4.7	69	46	2.5	...	8
20...	104	60	53	47	3	7	7	7	12000	6.0	47	91	2.5	...	3
21...	52	34	34	34	1	31	53	2.4	...	1
22...	*83	40	40	40	8	19000	6.3	30	64	2.8	...	1
23...	59	33	29	29	...	4	4	9	13000	6.4	23	58	2.9	...	1

City Block Characteristics

Table 2.—CHARACTERISTICS OF HOUSING UNITS, BY BLOCKS: 1960—Con.

["Total population" contains no persons in group quarters unless preceded by asterisk: one asterisk (*) denotes less than 10 percent; two asterisks (**), 10 percent or more]

Blocks within census tracts	Total population	All housing units by condition and plumbing									Occupied housing units								
		Total	Sound			Deteriorating			Dilapidated	Owner occupied			Renter occupied						
			Total	With all plumbing facilities	Lacking some or all facilities	Total	With all plumbing facilities	Lacking some or all facilities		Total	Average value (dollars)	Average number of rooms	Total	Average contract rent (dollars)	Average number of rooms	Occupied by non-white	1.01 or more persons per room		
24...	103	54	50	27	23	4	1	3	13	12500	4.8	41	51	2.5	...	4	
25...	96	38	35	28	7	3	1	2	13	12000	6.5	25	59	3.5	...	4	
26...	85	38	27	27	...	11	5	6	14	9000	6.2	22	62	3.3	...	2	
27...	82	33	23	23	...	10	10	11	10000	5.6	22	66	3.4	...	2	
28...	89	37	37	37	16	13500	6.2	21	79	3.2	...	2	
29...	7
30...	79	35	35	35	17	19000	6.4	17	101	5.3	...	1	
31...	83	48	45	45	3	18	18500	5.9	24	96	3.4	...	1	
32...	135	77	77	71	6	18	13000	5.4	46	94	3.7	...	1	
33...	144	82	75	75	...	7	7	11	14000	5.5	58	96	3.5	...	2	
34...	179	85	58	58	...	27	25	2	17	10000	5.5	61	79	3.6	
35...	170	77	68	66	2	9	8	1	21	9500	5.5	51	107	3.8	...	3	
36...	**89	36	34	28	6	2	2	5	...	4.0	30	71	3.7	
37...	**249	87	77	66	11	10	10	36	10000	5.8	47	75	3.6	
38...	173	99	94	90	4	5	5	11	9000	5.4	83	80	3.7	...	5	
39...	206	94	86	69	17	8	2	17	10500	5.9	70	71	3.5	...	10	
40...	129	77	67	41	26	6	1	4	21	11000	5.6	48	54	3.0	...	2	
41...	134	111	91	52	39	19	5	14	...	1	9	...	3.6	85	58	2.5	...	2	
42...	93	57	37	34	3	20	10	10	5	...	5.0	50	55	3.1	...	2	
43...	153	84	61	45	16	23	18	5	18	10000	5.5	60	55	3.5	...	1	
44...	174	91	81	55	26	10	4	6	21	11500	5.0	65	55	2.8	1	2	
45...	146	51	46	44	2	5	3	2	31	9500	5.4	20	75	4.1	...	3	
46...	*107	45	44	36	8	1	1	18	10500	5.3	25	61	3.9	
47...	133	66	54	53	1	12	3	9	12	9500	5.6	49	68	3.6	...	1	
48...	131	49	30	29	1	18	15	3	...	1	21	10000	6.0	21	79	4.6	...	2	
49...	104	55	51	34	...	8	6	2	23	11500	5.7	15	79	4.0	
50...	94	44	44	51	...	4	2	2	21	12500	5.7	32	93	3.8	
51...	94	44	44	51	22	12500	5.2	20	71	4.3	
52...	323	235	235	235	1	224	136	3.8	
53...	100	36	30	30	...	6	6	19	15000	7.3	15	82	3.3	1	1	
54...	104	38	27	27	...	9	4	5	...	2	25	10000	5.1	13	70	4.2	...	2	
55...	117	45	29	28	1	16	12	4	26	10500	5.5	15	68	4.3	...	3	
56...	143	53	39	37	2	14	9	5	16	11000	5.5	36	66	3.6	...	1	
57...	124	51	45	38	7	6	4	2	25	11500	5.7	25	73	3.7	...	1	
59...	164	58	58	54	4	22	11000	6.2	35	66	4.1	...	1	
60...	152	55	48	47	4	25	11000	6.2	35	66	4.1	...	1	
61...	72	32	28	27	1	6	4	2	...	1	19	8000	5.4	34	65	4.0	...	6	
62...	19	10	10	10	...	4	2	2	14	11000	5.8	16	58	3.5	...	1	
63...	53	22	22	19	8	12000	6.0	2	
64...	67	31	31	24	7	10	13000	5.5	12	74	4.9	
65...	**78	44	43	33	10	8	14500	5.5	19	61	4.0	...	1	
66...	33	13	13	9	4	1	1	8	14000	5.9	29	114	3.0	
67...	*98	42	42	29	13	7	9500	5.9	6	53	3.0	
68...	48	22	22	19	3	12	9000	5.4	30	59	3.1	...	1	
69...	*104	53	53	44	9	4	17	65	3.7	
70...	91	38	38	20	18	6	16000	6.3	42	70	3.0	...	2	
71...	**145	60	60	59	1	11	13500	5.8	27	74	2.8	...	3	
72...	143	63	62	51	11	19	12500	7.1	35	85	3.7	
73...	110	46	46	46	...	1	1	19	11000	5.4	41	58	3.2	...	2	
74...	68	29	28	25	3	26	11500	6.0	18	65	4.2	...	2	
75...	113	41	34	33	1	7	7	4	24	69	3.8	...	2	
76...	106	39	39	32	7	16	11000	6.0	23	62	4.7	
77...	95	43	42	36	6	25	11000	6.6	13	64	3.9	1	2	
78...	94	37	33	31	2	4	4	20	10500	5.8	21	65	4.0	
79...	89	31	31	31	28	11500	5.9	9	77	4.3	
80...	116	40	34	32	2	5	5	28	12500	5.7	2	2	...	
81...	24	11500	5.7	16	67	3.8	1	3	
29.....	*9758	3728	3364	3168	196	358	319	38	1	6	2060	12000	5.8	1542	74	3.9	10	158	
1...	103	40	40	39	2	22	12500	5.7	17	75	4.5	...	1	
2...	86	30	30	29	1	19	12500	6.5	11	75	3.9	...	1	
3...	80	33	33	33	25	11000	5.6	7	77	3.9	
4...	100	33	31	31	...	2	2	17	13500	6.9	16	65	4.5	
5...	102	44	44	42	2	27	11500	5.9	16	68	4.3	...	2	
6...	111	42	42	39	3	11	11500	4.9	30	67	4.4	...	2	
7...	124	50	47	38	9	3	3	15	10500	5.7	33	73	3.6	1	6	
8...	144	41	29	28	1	12	10	2	19	10500	5.8	22	66	4.2	...	2	
9...	73	29	29	26	3	17	10000	5.1	10	176	3.9	...	4	
10...	**127	34	34	30	4	17	10000	5.7	16	110	4.0	...	5	
11...	*157	59	56	47	9	3	3	16	11000	5.9	38	83	4.4	...	3	
12...	61	27	27	19	8	5	...	7.6	22	111	2.5	...	1	
13...	72	55	52	25	27	2	2	6	...	4.5	36	67	2.9	...	1	
14...	144	62	62	58	4	18	10000	5.3	36	83	3.8	...	4	
15...	137	51	51	50	1	23	10000	6.0	27	50	4.1	...	1	
16...	167	68	68	68	22	8000	5.0	42	66	3.9	...	4	
17...	105	37	36	34	2	1	1	24	11000	6.2	13	69	3.8	...	2	
18...	108	44	44	44	24	9500	5.7	19	52	4.2	...	3	
19...	121	44	42	37	5	2	2	28	11000	6.0	13	62	3.4	...	2	
20...	124	45	45	43	2	27	10500	5.6	18	66	4.1	...	1	
21...	104	40	40	40	23	12000	5.8	17	83	4.1	
22...	82	33	32	31	1	1	1	25	12500	6.5	8	84	5.3	
23...	80	35	32	32	...	3	1	2	22	12500	6.5	10	82	4.8	...	1	
24...	119	44	44	44	26	14500	5.8	16	84	4.2	...	3	
25...	70	31	31	31	21	20000	7.6	10	108	3.9	
26...	59	27	27	27	21	18500	6.4	6	79	4.0	
27...	93	36	36	36	23	14500	6.1	13	92	5.4	1	1	
28...	105	32	32	32	22	11000	5.5	10	84	4.8	...	2	
29...	114	40	37	35	2	3	3	23	10500	5.3	17	78	4.7	...	1	

Table 2.—CHARACTERISTICS OF HOUSING UNITS, BY BLOCKS: 1960—Con.

["Total population" contains no persons in group quarters unless preceded by asterisk; one asterisk (*) denotes less than 10 percent; two asterisks (**), 10 percent or more]

Blocks within census tracts	Total population	All housing units by condition and plumbing									Occupied housing units							
		Sound			Deteriorating			Dilapidated	Owner occupied			Renter occupied			Occupied by non-white	1.01 or more persons per room		
		Total	With all plumbing facilities	Lacking some or all facilities	Total	With all plumbing facilities	Lacking some or all facilities		Total	Average value (dollars)	Average number of rooms	Total	Average contract rent (dollars)	Average number of rooms				
							With flush toilet	No flush toilet										
30...	124	46	41	36	5	5	5	22	9000	6.0	24	56	3.8	...	1
31...	107	50	41	39	2	9	9	23	9500	5.6	26	64	3.4	...	1
32...	117	47	40	40	...	7	7	26	10000	5.5	18	65	3.9	...	4
33...	**143	45	44	37	7	1	1	22	10000	5.1	22	65	3.9	1	2
34...	146	61	42	34	8	19	15	4	27	10500	5.5	34	54	2.9	2	5
35...	144	67	54	40	14	13	7	6	23	10500	4.9	39	62	2.9	...	5
36...	78	42	35	26	9	7	7	13	9500	3.8	23	59	3.2	...	2
37...	45	16	16	14	2	10	10000	5.1	6	61	3.8	...	1
38...	127	50	49	41	8	1	1	24	11000	5.8	25	59	3.6	...	2
39...	141	58	58	51	7	22	9500	5.5	31	69	3.4	...	6
40...	138	56	55	49	6	1	1	23	10500	5.2	26	76	3.4	...	7
41...	124	57	56	55	1	1	1	23	12500	5.4	30	72	3.4	...	4
42...	89	40	34	32	2	6	4	2	24	9000	5.8	15	61	3.3	...	2
43...	130	43	40	36	4	3	3	24	9500	6.1	18	73	4.3	...	4
44...	112	38	32	31	1	6	6	21	11000	5.5	16	68	4.2	...	4
45...	108	35	35	35	23	13000	5.7	12	76	4.0	...	3
46...	72	29	29	29	25	14000	5.6	3
47...	83	32	30	30	...	2	1	1	24	12000	5.9	8	83	4.9
48...	73	28	28	28	25	18500	6.8	3
49...	78	29	22	22	...	7	7	24	16000	6.8	5	...	4.2
50...	84	32	28	28	...	4	4	21	13000	6.2	10	80	5.1	...	1
51...	65	28	23	23	...	5	5	24	12000	6.0	2
52...	118	40	20	20	...	20	20	27	12000	5.9	13	75	4.6
53...	91	36	28	28	...	8	7	1	27	10500	5.0	9	67	4.3	...	1
54...	124	49	21	21	...	26	21	5	...	2	18	11000	6.0	29	64	3.6	...	3
55...	30	10	9	7	2	1	1	6	8500	5.3	4	1
56...	103	42	24	24	...	18	18	20	9500	5.2	22	69	4.4	...	1
57...	103	33	25	25	...	8	8	19	11500	5.5	13	66	4.8
58...	79	37	34	32	2	3	3	24	11500	5.4	12	76	4.5
59...	94	40	33	33	...	7	3	4	25	12000	5.7	13	66	3.5	...	1
60...	68	27	21	19	2	6	6	12	11000	4.9	15	62	4.0	...	1
61...	73	32	26	26	...	6	6	11	12000	5.4	20	69	3.9
62...	105	36	35	35	...	1	1	24	10500	5.2	12	69	3.8	...	4
63...	104	42	39	39	...	3	3	16	10500	5.4	24	71	4.3	...	2
64...	95	38	27	27	...	9	9	2	18	10000	5.0	20	69	3.9	...	1
65...	108	34	31	31	...	3	3	21	11500	5.2	13	68	3.8	...	3
66...	99	46	43	40	3	3	3	16	11000	5.7	29	70	3.2	...	2
67...	78	30	26	26	...	4	4	22	11000	5.2	8	184	3.5	...	2
68...	84	29	12	12	...	17	17	19	11000	5.3	9	82	5.0	...	1
69...	113	41	24	24	...	17	17	20	15000	5.6	19	101	4.2	...	4
70...	114	43	18	18	...	25	20	5	20	14500	6.9	21	71	4.4
71...	70	29	18	18	...	11	9	1	...	1	19	15000	6.4	9	87	6.1	1	1
72...	102	28	28	28	24	16500	7.1	4
73...	111	30	30	30	21	14500	7.5	9	93	4.4	...	1
74...	73	31	31	31	28	10500	5.6	3
75...	75	28	28	28	24	10000	5.3	4	1	...
76...	97	40	35	29	6	5	5	28	10000	5.4	11	64	3.4
77...	123	48	45	45	...	3	3	22	11500	5.1	24	93	3.6
78...	169	63	60	55	5	3	3	21	11000	6.2	41	103	3.6	...	1
79...	110	44	39	31	8	4	4	1	19	9000	5.7	21	61	3.4	1	2
82...	73	34	32	32	...	2	2	8	10000	5.3	26	75	2.8
83...	86	28	27	25	2	1	1	15	9000	5.2	13	63	4.8	...	2
84...	117	39	27	27	...	12	9	3	20	10000	5.8	14	74	4.4	...	1
85...	111	46	44	44	18	11000	5.3	26	70	4.1	1	1
86...	78	32	32	32	...	2	...	2	24	10000	5.4	8	70	4.8	...	2
87...	92	33	33	33	28	10500	5.4	4	1
88...	85	29	28	28	...	1	1	26	13000	6.0	3	1
89...	63	26	26	26	23	14500	6.4	2
90...	61	24	24	24	22	17500	7.4	1	1
91...	86	33	33	32	1	27	13000	5.3	4	1
92...	82	32	32	32	23	11000	5.3	9	89	5.4
93...	130	34	34	34	24	10000	5.6	10	64	4.0	1	4
94...	*120	36	36	35	1	25	11000	5.6	11	78	4.6	...	1
95...	52	19	19	19	7	10500	4.9	12	71	4.2	...	1
96...	11	4
97...	58	24	24	24	19	11500	4.9	5	74	3.8
98...	71	25	25	24	1	21	15000	5.1	4
99...	64	26	26	26	22	14000	5.2	4
100...	55	20	20	19	1	19	18500	6.7	1
101...	73	21	21	21	19	17000	6.5	2
102...	51	16	16	16	12	16500	6.8	3
103...	24	5	5	5	2	3	1
104...	2	1
30-A...	*8070	2988	2876	2784	92	101	92	9	...	11	1907	11500	5.5	1015	73	3.9	5	131
3...	*90	34	29	29	...	5	3	2	11	9500	5.5	22	64	3.0	...	2
4...	6	2
5...	*170	56	55	55	1	36	12500	5.5	18	103	4.2	...	3
6...	43	13	13	13	9	12500	5.6	4	1
7...	*57	21	21	19	2	7	15500	6.4	13	85	4.2
8...	49	18	18	18	15	10000	5.4	3	1
9...	92	38	38	36	2	28	10500	5.3	10	89	4.2	...	1
10...	76	27	27	26	1	19	11500	5.4	8	64	3.3	...	1
11...	50	17	15	15	...	2	2	11	9500	5.0	6	80	4.7	...	1
12...	91	39	39	39	26	10500	5.5	13	71	4.2
13...	108	40	31	31	...	9	9	19	7500	5.3	16	67	4.1	...	2

City Block Characteristics

Table 2.—CHARACTERISTICS OF HOUSING UNITS, BY BLOCKS: 1960—Con.

["Total population" contains no persons in group quarters unless preceded by asterisk; one asterisk (*) denotes less than 10 percent; two asterisks (**), 10 percent or more]

Blocks within census tracts	Total population	All housing units by condition and plumbing										Occupied housing units						
		Sound					Deteriorating					Owner occupied			Renter occupied			
		Total	With all plumbing facilities	Lacking some or all facilities	Total	With all plumbing facilities	Lacking some or all facilities		Dilapidated	Total	Average value (dollars)	Average number of rooms	Total	Average contract (dollars)	Average number of rooms	Occupied by non-white	1.01 or more persons per room	
							With flush toilet	No flush toilet										
14...	21	10	9	9	...	1	1	3	5	71	4.0
15...	30	9	9	9	6	8000	5.3	3
16...	54	21	19	19	...	2	2	14	11000	5.2	7	64	5.1	...	1
17...	116	48	48	45	3	21	9500	5.2	25	71	3.8	...	2
18...	107	42	41	33	8	1	1	19	10500	5.1	23	59	3.5	...	4
19...	79	29	29	29	24	12500	5.3	5	79	4.8	...	3
20...	99	45	45	45	19	15000	4.6	25	86	3.7
21...	120	54	54	54	14	18500	5.1	38	103	4.0
22...	111	35	35	35	30	11000	5.4	5	77	4.8	...	2
23...	74	24	24	23	1	15	11000	5.4	8	106	4.9	...	3
24...	87	36	35	25	10	1	1	16	12500	5.3	19	62	3.1	...	4
25...	83	32	32	32	25	11000	5.2	6	68	4.3	...	2
26...	86	30	29	28	1	1	1	30	10500	5.8	2
27...	112	36	36	36	28	12000	6.0	8	75	4.1	...	2
28...	76	34	33	32	1	19	10500	5.1	14	67	3.9	...	2
29...	88	34	33	32	1	1	1	16	12000	5.4	16	57	3.4	2	2
30...	106	44	43	43	...	1	1	19	8000	5.0	24	64	3.5	...	1
31...	80	31	28	28	...	3	3	20	9000	5.4	10	84	4.1
32...	79	28	27	27	...	1	1	21	11000	4.9	6	76	4.8	...	2
33...	53	15	15	15	14	12500	5.7	1	2
34...	8	4
35...	60	20	20	20	16	15500	6.6	4
36...	89	28	28	28	21	13500	5.4	7	62	3.4	...	3
37...	68	24	24	24	17	10000	5.1	7	72	4.6	...	1
38...	111	36	36	36	31	10000	5.8	5	2
39...	116	39	38	38	...	1	1	24	9000	5.6	13	64	3.5	...	3
40...	77	40	36	32	4	4	1	3	17	9500	5.9	20	48	3.4	...	2
41...	*82	30	24	16	8	6	3	3	13	10500	4.8	16	57	2.9	1	4
42...	85	28	25	25	...	2	1	1	22	10500	5.2	6	54	4.0	...	4
44...	97	36	36	34	2	21	11500	5.3	13	64	4.4	...	4
45...	94	31	29	29	...	2	2	22	12000	5.6	9	81	4.2
46...	74	32	29	27	2	3	3	9	14000	5.4	21	90	3.9	...	1
47...	51	19	18	18	...	1	1	15	11000	5.7	4
48...	62	29	29	24	5	18	12000	5.1	10	73	3.3	...	1
49...	109	33	33	33	22	12500	5.6	11	81	4.1	...	3
50...	81	32	28	28	...	2	2	21	11000	5.4	10	63	4.8
51...	82	31	31	29	2	22	11000	5.5	8	61	3.9	...	1
52...	*93	37	37	33	4	19	8000	5.4	18	65	4.1
53...	87	31	31	31	9	9000	5.7	22	64	4.1	...	2
54...	100	33	33	33	13	11500	5.2	19	72	4.3	...	2
55...	85	31	29	29	...	1	1	24	11000	5.7	6	69	4.5
56...	87	32	32	30	2	19	12000	5.4	12	59	4.1
57...	83	31	31	27	4	19	13500	5.7	12	61	3.3
58...	74	24	23	23	...	1	1	20	13000	5.7	3	3
59...	64	25	25	24	1	21	9500	4.5	3	2
60...	103	34	34	34	27	12000	6.4	4	1
61...	62	25	24	22	2	17	12000	6.2	7	64	4.6
62...	84	30	30	30	19	10000	5.7	10	81	4.5
63...	90	35	35	35	22	10000	5.7	13	140	4.1
65...	86	34	34	33	1	19	9500	5.3	14	65	4.1	...	2
66...	106	40	35	34	1	5	5	25	9000	5.0	14	75	4.4	...	2
67...	35	11	11	11	8	10500	6.9	3
68...	83	28	28	28	17	10500	5.1	11	81	4.4	...	3
69...	*109	35	35	35	24	11500	5.5	10	66	4.6	...	2
70...	52	23	23	23	10	13500	5.0	11	73	3.5	...	1
71...	59	29	25	19	6	4	4	11	10000	5.1	17	54	3.6	...	1
72...	102	33	27	24	3	6	6	19	12500	5.9	14	73	4.4
73...	89	35	33	33	21	14500	5.4	12	72	3.7	...	2
74...	83	29	28	28	...	1	1	23	13000	5.5	6	106	5.2
75...	56	25	25	25	19	12000	5.5	6	71	4.2	...	1
76...	94	32	32	32	14	11500	5.2	18	70	4.2	...	1
77...	95	33	28	28	...	5	5	15	12000	5.1	18	70	3.6	...	4
78...	98	37	31	31	...	6	6	19	12500	5.2	17	67	3.8	...	3
79...	93	36	35	34	1	1	1	29	10000	5.1	7	65	4.0	...	2
80...	72	23	23	23	16	12000	5.1	7	77	5.9	...	1
81...	70	27	25	25	...	1	1	26	12500	5.8	1	1
82...	51	20	17	15	2	2	2	16	10000	4.6	3	1
83...	89	38	37	37	23	9500	5.0	13	68	3.0	...	4
84...	75	29	26	26	...	3	3	21	13000	5.5	8	70	5.4
85...	73	24	23	23	...	1	1	23	13500	6.0	1
86...	78	27	25	25	...	2	2	24	13000	6.0	3	1
87...	102	37	37	28	9	22	12500	5.3	15	56	3.5	...	2
88...	89	27	27	27	24	13000	5.6	3	4
89...	41	16	16	16	14	14000	6.1	2	1
90...	*80	31	31	31	28	13000	5.8	3
91...	84	28	28	28	18	12500	5.9	10	69	3.8
92...	51	23	23	23	20	13000	5.3	3	1
93...	75	28	27	27	...	1	1	14	10000	5.6	13	68	3.8
94...	72	30	29	29	...	1	1	18	10000	5.8	12	84	3.8
95...	33	12	12	12	1	11	90	4.0
96...	80	30	30	30	29	11000	5.2	1	1
97...	77	25	25	25	18	11500	5.1	7	92	4.1	...	2
98...	75	27	27	27	18	12000	6.1	8	62	4.0
99...	74	33	33	33	24	14500	5.6	8	68	3.3
100...	85	33	30	30	1	2	2	20	11500	6.7	12	70	3.3	...	2
101...	86	31	27	27	...	4	4	19	14000	6.1	11	91	4.2	...	3
102...	87	30	30	30	24	13500	5.4	5	70	3.4

Table 2.—CHARACTERISTICS OF HOUSING UNITS, BY BLOCKS: 1960—Con.

[“Total population” contains no persons in group quarters unless preceded by asterisk: one asterisk (*) denotes less than 10 percent; two asterisks (**), 10 percent or more]

Blocks within census tracts	Total population	All housing units by condition and plumbing									Occupied housing units							
		Total	Sound			Deteriorating			Dilapidated	Owner occupied			Renter occupied					
			Total	With all plumbing facilities	Lacking some or all facilities	Total	With all plumbing facilities	Lacking some or all facilities		Total	Average value (dollars)	Average number of rooms	Total	Average contract rent (dollars)	Average number of rooms	Occupied by non-white	1.01 or more persons per room	
																		With flush toilet
38...	70	24	24	24	20	11500	5.5	4
39...	64	23	21	21	...	2	2	20	10000	5.2	3	1
40...	45	22	20	20	...	2	2	20	10000	4.9	1	1
41...	72	24	22	22	...	2	2	16	13000	5.2	8	...	89	4.5	...	1
42...	57	23	21	21	...	2	2	13	10500	5.0	10	...	82	4.0	...	1
43...	103	46	33	33	...	7	5	2	6	14	14000	6.2	29	...	72	3.1	3	2
44...	41	12	10	9	1	2	1	1	12	...	82	6.1	...	1
46...	**133	7	5	5	...	2	2	7	...	79	6.1	...	1
47...	68	49	37	36	1	12	4	8	...	1	43	...	66	3.1	...	1
48...	**1127	187	187	187	9	...	3.8	178	106	3.3	2	5	13
49...	72	29	29	29	15	11500	5.0	14	83	4.9
50...	73	32	32	32	18	10500	5.5	14	81	3.9
51...	66	27	26	26	...	1	1	22	11000	5.3	5	63	4.0	1
52...	72	28	28	28	20	10000	4.9	7	83	4.4	1
53...	60	25	23	23	...	2	2	20	10500	5.2	5	72	3.8	1
54...	69	30	29	29	...	1	1	18	9500	5.3	10	83	3.7	1
55...	73	30	27	27	...	3	3	17	9500	5.0	13	61	3.8	1
56...	67	25	25	25	15	10000	5.6	10	60	4.1	1
57...	68	28	27	27	...	1	1	16	10000	5.4	11	62	4.1	1
58...	73	23	23	23	19	11000	5.2	4	2
59...	75	30	27	27	...	3	3	17	11500	5.0	13	72	3.5	1
60...	81	28	28	28	22	10000	5.0	6	75	4.3
61...	75	38	38	38	17	12000	5.1	21	74	3.1
62...	76	33	33	33	22	11500	5.3	9	87	4.4	1
63...	67	27	27	27	18	11500	4.9	9	77	3.8
64...	64	29	29	29	16	10500	5.1	12	70	3.9
65...	59	23	23	23	17	10000	4.6	5	82	4.6
66...	66	24	24	24	20	10500	5.9	4
67...	75	26	22	22	...	4	4	20	12500	5.8	6	70	3.7	1
68...	70	25	21	21	...	4	4	22	10000	5.5	3	1
69...	71	25	25	25	17	11000	5.5	8	78	4.4	1
70...	137	58	58	58	10	13000	6.1	42	96	3.7	1
71...	102	41	35	35	...	6	6	9	13000	5.2	32	90	3.8	1
72...	37	22	22	22	1	18	101	3.6	1
73...	85	35	34	34	...	1	1	2	31	86	3.1	1
74...	8	4
75...	134	73	71	71	...	1	1	6	...	3.7	65	111	3.4
76...	59	22	20	20	...	2	2	10	14000	5.6	9	86	4.1	2
77...	62	27	26	26	...	1	1	10	18000	5.1	16	83	2.4	2
78...	273	105	105	105	33	13500	5.7	65	106	3.7	3
79...	33	15	14	14	...	1	1	10	12000	4.9	3
80...	169	49	47	47	...	2	2	43	13500	5.4	6	84	3.7	2
81...	148	53	52	51	1	1	1	34	12500	5.1	18	93	4.2	1
82...	149	53	53	53	38	11500	5.2	14	94	4.3	2
83...	147	46	43	43	...	3	3	31	14000	6.2	15	80	4.0	2
84...	142	57	57	57	38	12500	5.1	18	87	4.1
85...	165	65	65	65	32	13500	5.6	31	93	4.1	1
86...	180	63	62	62	...	1	1	39	13500	5.2	21	82	3.8	4
87...	124	39	37	37	2	13	15500	5.8	26	78	3.7	1	2	...
88...	85	25	25	25	19	15500	5.7	6	94	5.5
89...	84	29	29	29	19	16000	5.4	10	87	3.8	1
90...	83	27	27	27	24	14000	5.9	3
91...	71	23	23	23	16	13500	5.4	7	77	4.1
92...	65	20	20	20	14	10500	5.4	6	89	3.8	1
93...	83	30	27	27	...	3	3	20	11500	5.0	10	81	4.1	1
94...	63	23	23	23	22	11500	5.6	1
95...	70	23	23	23	20	11500	4.7	3	1
96...	69	22	17	17	...	3	3	18	11000	5.2	2	3
97...	79	24	24	24	2	21	12000	5.7	2	2
98...	80	22	22	22	20	13500	5.7	2	2
99...	56	17	17	17	12	14500	5.8	5	86	4.8
100...	**15
101...	50	13	13	13	13	27000	6.3
102...	37	12	12	12	12	30000	6.7
103...	41	12	12	12	11	32000	7.0	1
104...	40	11	11	11	9	24000	7.2	1
105...	46	20	20	20	15	10500	4.7	5	83	4.6	1
106...	81	28	28	28	20	15000	6.6	8	76	3.1	1
107...	75	23	23	23	19	14500	6.4	2	1
108...	42	19	19	18	1	16	16500	6.2	2
109...	114	43	43	43	37	19000	7.2	5	...	4.6
110...	129	32	32	32	30	22000	5.8	1	5
111...	125	31	31	31	28	15500	5.9	3	3
112...	157	33	33	33	27	16000	6.3	5	117	6.0	5
113...	90	24	24	23	1	24	20000	6.2	2
114...	*159	40	40	40	39	23000	6.1	1	1
115...	137	32	32	32	30	15500	6.1	2	1
116...	120	30	30	30	26	21000	5.7	4	2
117...	55	17	17	17	16	30000	6.6
118...	29	9	9	9	9	34000	7.4
119...	78	22	22	22	22	30000	7.5
120...	85	24	24	24	24	31000	7.0
121...	81	26	26	26	23	30000	7.0	2
122...	63	22	22	22	19	30000	6.6	1

Table 2.—CHARACTERISTICS OF HOUSING UNITS, BY BLOCKS: 1960—Con.

["Total population" contains no persons in group quarters unless preceded by asterisk; one asterisk (*) denotes less than 10 percent; two asterisks (**), 10 percent or more]

Blocks within census tracts	Total population	All housing units by condition and plumbing										Occupied housing units							
		Total	Sound			Deteriorating			Dilapidated	Owner occupied			Renter occupied						
			Total	With all plumbing facilities	Lacking some or all facilities	Total	With all plumbing facilities	Lacking some or all facilities		Total	Average value (dollars)	Average number of rooms	Total	Average contract rent (dollars)	Average number of rooms	Occupied by non-white	1.01 or more persons per room		
																		With flush toilet	No flush toilet
6...	150	100	63	55	8	37	24	13	8	29000	4.6	89	66	2.8	3	2	
7...	*187	112	87	49	38	25	16	9	9	...	3.4	94	60	2.8	2	1	
8...	118	79	59	41	18	20	12	8	9	...	5.7	63	59	2.6	...	4	
9...	229	146	127	124	3	16	10	6	3	129	67	3.2	...	3	
10...	270	151	74	68	6	73	34	39	6	149	71	2.9	...	6	
11...	109	89	84	84	...	5	5	14	81	78	2.4
12...	153	91	50	48	2	41	18	23	15	22000	4.7	71	56	3.0	2	2
13...	200	100	61	52	9	39	29	10	16	12000	6.4	77	63	3.3	3	8
14...	207	125	124	93	31	1	1	15	12000	5.3	99	58	2.7	1	...
15...	202	97	79	49	30	12	5	7	6	...	20000	5.8	68	66	3.0	...	13
16...	137	86	77	51	26	9	3	6	10	...	5.9	65	64	3.0	...	4
17...	155	86	85	75	10	1	1	12	18000	8.1	70	116	3.3	...	1
18...	121	83	75	28	47	8	4	4	15	17000	6.5	61	42	1.8	1	5
19...	*80	57	57	33	24	13	21000	7.5	33	53	2.4	...	4
20...	181	96	95	67	28	1	1	12	...	5.5	80	68	2.8	2	4
21...	125	76	65	50	15	11	6	5	10	...	4.8	58	68	3.0	2	2
22...	133	74	71	60	11	3	3	4	62	80	3.0	...	2
23...	*184	97	78	54	24	19	9	10	23	9500	5.0	69	58	2.5	1	4
24...	*138	74	66	48	18	8	3	5	21	9500	5.2	45	57	2.6	3	4
25...	157	88	62	50	12	26	12	14	23	11000	5.7	56	62	3.3	1	5
26...	153	104	104	101	3	3	99	81	2.9
28...	2	1
29...	1
30...	*38	14	14	12	2	2	148	3.4
31...	138	76	76	69	7	6	...	6.3	66	102	3.5	...	1
32...	277	152	146	130	16	6	2	4	21	22000	5.7	121	69	3.1	1	5
33...	*248	127	79	67	12	37	21	16	11	18000	6.6	107	66	3.1	...	4
34...	191	114	104	80	24	9	7	2	1	12000	5.5	86	56	3.1	...	5
35...	198	128	128	92	36	14	14500	4.7	105	64	2.1	...	10
36...	187	117	109	81	28	3	1	2	5	11500	5.6	96	79	2.9	1	4
37...	99	49	49	48	1	15	19500	8.1	29	73	3.9
38...	31	15	15	15	3	12	76	4.2
39...	49	10	10	10	8	27000	8.1	2
40...	86	33	26	26	...	7	3	4	21	20000	7.9	11	79	4.2	1	...
41...	*132	64	49	49	...	15	11	4	13	17500	5.6	47	70	3.7
42...	136	62	59	53	6	3	1	2	16	19500	5.4	41	78	3.8	1	5
43...	44	22	22	20	2	4	14	89	3.4	1	2
44...	56	35	35	35	6	...	5.0	28	92	3.9
45...	19	11	11	11	1	9	106	4.0	...	1
46...	6	4
47...	14	5	5	5	4
48...	93	49	49	47	2	11	27000	9.5	31	80	3.3	...	1
49...	171	93	93	71	22	13	18500	5.5	76	72	3.2	...	4
50...	192	103	100	71	29	3	3	16	...	5.6	77	62	2.9	2	8
51...	293	192	189	183	6	3	1	2	7	...	4.1	181	77	2.8	...	4
52...	*124	47	46	33	13	1	1	20	14500	7.4	25	63	2.9
53...	*165	72	69	63	6	3	1	2	17	18500	6.7	53	67	3.4	2	...
54...	78	51	51	51	3	47	126	4.2	1	...
55...	8	2
56...	11	3
57...	8	2
58...	11	1
59...	39	11	11	11	11	34000	10.0
60...	39	12	12	11	1	11	36000	9.5	1
61...	15	7	7	7	6	40000	10.0
62...	20	5	5	5	5	...	8.6	1	1
63...	91	60	60	60	2	55	122	4.0
64...	107	57	57	49	8	19	16000	7.1	36	71	3.1	1	...
65...	134	60	60	49	11	20	13500	5.9	38	69	3.0	...	4
66...	99	50	50	45	5	16	14000	5.6	30	71	3.3	...	1
32-B...	*3996	1423	1386	1359	27	35	34	...	1	2	965	26000	8.0	415	95	4.9	7	12	
1...	61	17	17	17	15	31000	9.8	2
2...	*68	19	19	19	13	29000	8.8	1
3...	52	20	19	19	...	1	1	15	27000	7.7	3
4...	73	20	20	20	18	26000	8.7	2
6...	57	22	22	22	17	25000	8.8	4
7...	71	26	25	25	...	1	1	22	20000	8.2	4	1	...
8...	90	34	33	33	...	1	1	18	20000	8.7	15	86	4.7
9...	114	69	68	66	2	1	1	16	20000	7.9	49	93	3.5
10...	101	40	40	40	22	21000	8.2	16	76	4.2
11...	89	32	32	32	16	18000	8.3	13	106	4.4
12...	105	32	31	31	...	1	1	18	19500	6.8	14	110	5.9
13...	*120	40	36	35	1	4	4	17	22000	8.2	21	85	4.2	...	2
14...	66	21	21	21	16	21000	8.5	4
15...	76	21	21	21	18	23000	8.6
16...	80	29	29	29	20	17500	6.9	9	116	5.7
17...	68	27	26	26	...	1	14	25000	6.9	10	85	5.2	1	...
18...	69	23	20	20	...	3	3	20	19000	7.7	3
19...	75	24	22	21	1	2	2	16	21000	7.6	8	99	5.0
20...	58	20	20	20	17	22000	8.2	3
21...	64	20	20	20	14	24000	8.1	5	...	5.6
22...	65	20	20	20	15	18500	7.5	4
23...	19	5	5	5	5	39000	10.0
24...	53	13	13	13	12	42000	9.9	2
25...	20	5	5	5	4
26...	14	5	5	5	5	39000	7.6

Table 2.—CHARACTERISTICS OF HOUSING UNITS, BY BLOCKS: 1960—Con.

["Total population" contains no persons in group quarters unless preceded by asterisk; one asterisk (*) denotes less than 10 percent; two asterisks (**), 10 percent or more]

Blocks within census tracts	Total population	All housing units by condition and plumbing										Occupied housing units						
		Total	Sound			Deteriorating			Dilapidated	Owner occupied			Renter occupied			Occupied by non-white	1.01 or more persons per room	
			Total	With all plumbing facilities	Lacking some or all facilities	Total	With all plumbing facilities	Lacking some or all facilities		Total	Average value (dollars)	Average number of rooms	Total	Average contract rent (dollars)	Average number of rooms			
								With flush toilet										No flush toilet
27...	67	23	22	22	...	1	1	18	21000	7.2	5	...	5.0	...	1
28...	51	30	30	29	1	17	21000	6.5	11	81	5.0
29...	54	22	22	22	11	17000	7.5	11	100	5.2
30...	129	49	43	41	2	6	6	23	16000	6.6	26	93	4.6	...	2
31...	65	30	30	30	18	17500	6.3	11	84	3.8
32...	98	41	40	40	...	1	1	21	14000	5.9	17	95	5.1	...	1
33...	92	34	33	31	2	1	1	21	12000	6.2	13	64	3.8	...	1
34...	112	54	53	36	17	1	1	19	13500	5.7	31	59	3.8	...	2
35...	95	35	33	33	...	2	2	14	13500	5.9	20	83	5.3	...	1
36...	50	17	17	17	11	21000	8.1	6	94	4.5
37...	88	34	34	34	24	17500	6.5	9	84	5.2
38...	81	28	28	28	19	21000	8.3	8	123	5.6
39...	66	28	28	28	27	16500	6.4	1
40...	65	24	24	24	16	20000	7.3	7	92	5.1	...	1
41...	59	27	27	27	15	20000	6.8	11	107	5.2
42...	68	26	24	24	...	2	2	20	20000	6.4	5	94	4.6	...	1
43...	35	10	10	10	9	42000	9.2	1
44...	18	6	6	6	4	1
45...	40	12	12	12	9	33000	8.4	3	1	...
46...	34	15	15	15	13	38000	8.1	1
47...	37	15	13	13	...	1	1	1	13	27000	7.7	2	3	...
48...	80	22	22	22	18	40000	10.2	4
49...	37	12	12	11	1	11	42000	10.3	1	1	...
50...	52	13	13	13	12	40000	10.5	1
51...	56	17	17	17	15	37000	9.5	1
52...	54	21	21	21	19	30000	8.4	2
53...	64	21	21	21	21	28000	8.7
54...	66	20	20	20	19	22000	7.5
55...	**49	14	14	14	13	33000	9.0	1
56...	58	18	18	18	14	35000	8.9	3
57...	26	9	9	9	9	36000	8.4
58...	47	12	12	12	11	40000	10.0
59...	49	13	13	13	12	41000	10.2	1
60...	49	14	14	14	14	39000	10.0
61...	77	21	21	21	20	38000	10.5	1
62...	67	19	19	19	18	41000	9.6	1
63...	33	13	7	7	...	5	5	1	9	32000	9.0	4
33.....	**4112	1348	1345	1340	5	3	3	1096	18000	7.3	232	90	4.9	2	20
1...	102	51	51	51	17	17500	5.6	33	81	4.2
2...	76	27	27	27	20	11500	5.4	7	114	4.6
3...	80	29	29	29	19	15500	6.4	9	88	3.9
4...	78	26	26	26	22	13000	6.3	4
5...	70	27	27	27	21	13000	6.1	5	88	4.4	...	1
6...	75	26	26	26	26	12500	6.3	1
7...	69	23	23	23	22	14000	6.7
8...	82	22	22	22	20	15000	7.2	2
9...	58	20	20	20	15	16500	7.5	3
10...	72	21	21	21	19	17000	7.2	2
11...	34	9	9	9	8	18500	8.3	1
12...	72	21	20	20	...	1	1	19	18000	7.1	2	3
13...	254	98	96	93	3	2	2	41	12000	6.0	51	77	4.3	...	3
14...	29	16	16	16	9	16500	6.6	7	...	3.4
15...	35	9	9	9	9	29000	7.7
16...	47	15	15	15	12	22000	8.9	3
17...	47	16	16	16	14	18500	8.1	2
18...	67	16	16	16	16	20000	9.2
19...	58	16	16	16	15	22000	9.1	1
20...	91	17	17	17	16	19000	8.6	1	3
21...	78	23	23	23	20	16500	7.6	3
22...	68	21	21	21	19	14500	7.2	2	2	...
23...	59	23	23	23	22	13000	6.5	1	1
24...	50	22	22	22	16	13500	6.1	4
25...	57	20	20	20	18	11500	5.8	2
26...	55	20	20	20	17	13500	5.8	3
27...	48	18	18	18	16	14500	5.8	2
28...	22	8	8	8	6	14500	6.3	2
29...	39	12	12	12	10	17000	6.8	2
30...	56	20	20	20	19	18500	7.2	1
31...	79	27	27	27	23	18000	7.0	4
32...	72	29	29	29	23	15500	6.0	6	108	4.8
33...	75	26	26	26	23	16500	7.5	3	1
34...	63	20	20	20	20	21000	7.7
35...	65	21	21	21	18	23000	8.8	2
36...	84	21	21	21	20	20000	7.3	1
37...	73	21	21	21	20	21000	8.3
38...	83	18	18	18	18	25000	9.5	1
39...	79	18	18	18	17	24000	9.8	1
40...	54	14	14	14	14	25000	9.4
41...	73	25	25	25	23	22000	7.8	2
42...	*86	24	24	24	15	19000	7.1	9	81	5.4	...	1
43...	67	24	24	24	22	23000	8.0	2
44...	67	21	21	21	19	21000	7.2	2
45...	87	20	20	20	18	23000	8.3	2	1
46...	62	21	21	21	17	19500	7.6	4
47...	71	24	24	24	17	18500	7.4	7	90	5.1
48...	46	14	14	14	14	21000	7.4	1

Table 2.—CHARACTERISTICS OF HOUSING UNITS, BY BLOCKS: 1960—Con.

["Total population" contains no persons in group quarters unless preceded by asterisk; one asterisk (*) denotes less than 10 percent; two asterisks (**), 10 percent or more]

Blocks within census tracts	Total population	All housing units by condition and plumbing										Occupied housing units						
		Total	Sound			Deteriorating			Dilapidated	Owner occupied			Renter occupied			Occupied by non-white	1.01 or more persons per room	
			Total	With all plumbing facilities	Lacking some or all facilities	Total	With all plumbing facilities	Lacking some or all facilities		Total	Average value (dollars)	Average number of rooms	Total	Average contract rent (dollars)	Average number of rooms			
								With flush toilet										No flush toilet
49...	37	11	11	11	6	16500	7.8	5	...	6.6	
50...	63	18	18	18	16	19500	7.7	
51...	71	24	24	24	21	21000	7.9	3	
52...	45	16	16	14	2	13	20000	7.6	3	1	
53...	57	18	18	18	14	23000	8.6	3	
54...	51	22	22	22	20	21000	7.4	2	1	
55...	21	21	21	19	18000	7.3	2	
56...	62	19	19	19	18	18500	8.0	1	
57...	59	20	20	20	20	19000	7.5	
58...	63	20	20	20	15	18500	7.5	5	...	5.8	
59...	59	18	18	18	16	18000	8.1	1	1	
60...	62	21	21	21	18	14500	6.4	3	
61...	63	21	21	21	20	14500	6.9	1	
62...	50	19	19	19	16	17000	6.6	3	
34.....	*8532	3035	2833	2805	28	192	182	10	...	10	2360	15000	6.4	€32	97	4.6	3	56
2... 3	3	1
4... 4	44	16	16	16
5... 5	72	26	25	25	14	25000	7.7	1	
6... 6	10	2	22	12500	6.3	4	
7... 7	28	7
8... 8	*100	33	28	28	...	5	5	7	26000	8.4
9... 9	94	45	34	34	...	11	11	25	13000	5.6	8	101	4.9	
10... 10	73	27	27	27	23	11000	5.0	20	76	3.8	...	1	
11... 11	60	23	22	22	...	1	1	21	20000	7.0	3	
12... 12	109	40	40	40	19	15500	6.1	3	
13... 13	100	38	23	23	...	14	14	22	13500	5.5	18	80	4.9	...	1	
14... 14	70	26	22	22	...	4	4	26	10500	5.5	11	82	5.1	...	1	
15... 15	26	12	10	10	...	2	2	19	17000	5.8	4	
16... 16	44	18	9	9	...	9	9	10	12000	5.7	2	
17... 17	45	16	14	12	2	9	9	9	12500	5.8	8	72	3.6	...	1	
19... 19	74	34	22	21	1	2	2	12	14000	6.1	4	1	
20... 20	90	32	15	14	1	12	10	2	...	17	12000	5.9	16	84	4.2	...	1	
21... 21	79	30	24	23	1	17	17	23	11000	5.9	9	86	4.4	...	1	
22... 22	90	31	21	21	...	6	5	1	...	23	12000	5.7	6	92	5.7	...	1	
23... 23	79	29	29	28	1	25	14500	6.0	6	79	4.3	...	1	
24... 24	73	28	28	28	25	13000	6.6	4	1	1	
25... 25	63	20	20	20	23	17000	6.6	5	124	6.0	
26... 26	36	14	14	14	19	21000	8.0	1	
27... 27	55	14	14	14	14	23000	7.3	
28... 28	21	7	7	7	13	28000	7.9	1	
29... 29	68	26	26	26	6	34000	8.8	1	
30... 30	90	33	33	33	22	19000	6.4	2	
31... 31	88	34	34	33	27	15000	5.9	6	116	5.3	
32... 32	64	30	30	30	2	18	17000	6.4	16	82	3.8	...	2	
33... 33	84	25	25	25	20	14000	6.7	10	60	3.4	
34... 34	83	27	27	27	22	16000	6.7	3	
35... 35	97	36	22	22	...	14	13	1	...	20	15000	6.4	7	81	5.1	...	2	
36... 36	79	32	19	19	...	13	12	1	...	25	13500	6.3	9	91	4.6	...	1	
37... 37	72	30	23	23	...	6	6	22	12500	5.3	10	89	5.2	...	1	
38... 38	89	36	32	29	3	6	6	26	13000	5.8	4	
39... 39	37	23	23	22	1	4	4	16	15000	5.9	19	85	3.6	...	2	
40... 40	45	17	15	14	1	23	293	4.2	
41... 41	3	1	2	1	1	...	13	15500	6.6	4	
42... 42	97	40	40	38	2	
43... 43	79	27	27	27	
44... 44	86	31	31	31	22	12000	5.4	5	93	4.6	...	1	
45... 45	108	35	32	32	...	3	3	19	16500	5.9	11	100	5.5	
46... 46	80	27	27	27	27	14500	6.1	8	85	5.1	...	1	
47... 47	77	33	31	30	1	25	14000	6.3	2	
48... 48	97	34	34	34	...	2	2	25	13500	5.0	7	87	4.9	
49... 49	74	23	23	23	17	15000	6.4	17	146	4.6	
50... 50	46	18	18	18	23	16500	7.7	
51... 51	105	33	33	33	14	18500	7.6	
52... 52	74	23	23	23	28	16000	6.6	5	190	4.4	
53... 53	95	32	31	31	17	14500	6.1	6	101	5.7	...	1	
54... 54	82	33	33	33	...	1	1	24	15000	6.9	7	103	4.9	...	2	
55... 55	80	30	30	28	2	25	13500	6.0	8	94	5.4	
56... 56	94	31	31	31	24	13000	5.8	5	92	5.0	...	1	
57... 57	92	32	32	32	27	14000	6.4	4	
59... 59	103	31	31	31	23	15500	6.8	9	118	4.7	
60... 60	74	26	26	26	23	14500	6.7	8	1	
61... 61	90	30	30	26	22	13500	6.1	4	111	4.8	
62... 62	63	27	27	27	29	12000	5.8	1	
63... 63	71	27	26	26	...	1	1	24	16500	6.3	2	
64... 64	79	32	32	32	23	13500	6.5	4	
65... 65	38	17	17	17	27	14500	6.4	5	74	4.6	
66... 66	82	25	25	25	13	15500	6.2	4	1	
67... 67	87	26	25	25	21	16500	7.3	4	1	
68... 68	100	33	33	33	...	1	1	23	14500	7.0	3	1	
69... 69	93	29	29	29	29	15000	6.7	4	1	
70... 70	90	27	27	27	28	14000	6.1	1	1	
71... 71	85	31	31	31	26	14500	6.0	1	
72... 72	91	33	33	33	22	15000	6.4	8	81	4.6	
73... 73	65	23	23	23	26	14000	6.8	6	105	6.0	
74... 74	72	25	23	23	...	2	2	21	16500	6.6	2	
										22	15500	6.4	3	

Table 2.—CHARACTERISTICS OF HOUSING UNITS, BY BLOCKS: 1960—Con.

["Total population" contains no persons in group quarters unless preceded by asterisk; one asterisk (*) denotes less than 10 percent; two asterisks (**), 10 percent or more]

Blocks within census tracts	Total population	All housing units by condition and plumbing										Occupied housing units							
		Sound					Deteriorating					Owner occupied			Renter occupied			Occupied by non-white	1.01 or more persons per room
		Total	Total	With all plumbing facilities	Lacking some or all facilities	Total	With all plumbing facilities	Lacking some or all facilities		Dilapidated	Total	Average value (dollars)	Average number of rooms	Total	Average contract rent (dollars)	Average number of rooms			
								With flush toilet	No flush toilet										
75...	66	25	25	25	23	13000	6.1	2	
76...	85	32	32	31	1	25	14500	7.1	7	56	4.4	
77...	69	26	24	24	...	2	2	19	12500	6.5	4	
78...	78	24	21	21	...	3	3	23	14000	6.7	1	
79...	86	27	27	27	23	13500	6.6	3	2	
80...	90	34	34	33	1	31	14000	6.2	2	
81...	63	26	26	25	1	...	1	19	13000	5.3	7	76	4.0	
82...	77	28	26	24	2	2	1	1	...	18	15000	6.0	10	74	4.5	
83...	40	20	16	16	...	4	2	2	...	12	11500	5.4	7	31	4.1	1	
84...	60	28	28	28	13	14500	5.6	15	70	3.1	
85...	76	28	21	21	...	7	7	21	13500	5.9	7	76	4.4	2	
86...	75	29	20	20	...	7	7	...	2	21	13500	6.3	6	67	4.2	
87...	63	27	27	27	23	12000	5.7	3	1	
88...	70	26	25	25	...	1	1	24	17000	7.1	2	
89...	71	23	23	23	22	21000	7.5	1	
90...	52	13	13	13	13	31000	9.8	
91...	77	23	23	23	21	19500	8.3	2	
92...	87	26	23	24	...	2	2	21	16000	7.2	5	122	7.4	1	
93...	4	2	
94...	98	27	24	24	...	3	3	22	14500	6.9	5	82	4.6	1	
95...	79	31	30	26	4	1	1	21	12500	5.9	10	96	4.3	
96...	82	35	35	35	22	14000	6.5	13	73	3.2	
97...	89	26	24	24	...	2	2	22	13000	5.8	4	3	
98...	64	27	27	27	23	13000	5.8	4	
99...	79	26	26	26	21	15500	6.6	5	100	5.4	
100...	94	30	30	30	23	13500	6.7	7	70	3.7	1	
101...	91	24	20	20	...	3	3	...	1	18	13500	6.7	5	...	7.2	2	
102...	83	23	23	23	21	15500	7.5	2	
103...	72	24	24	24	24	17500	7.7	1	
104...	62	20	19	19	...	1	1	18	24000	8.4	2	
105...	59	23	23	23	21	16000	7.0	2	
106...	66	25	25	25	21	15500	6.0	4	
107...	76	25	22	21	1	3	3	21	16000	7.2	4	1	
108...	66	26	24	24	...	1	1	...	1	21	16500	6.4	4	
111...	49	21	21	21	19	16500	6.5	2	
112...	65	23	23	23	22	14500	6.7	1	
113...	81	26	24	24	...	2	2	21	14500	6.8	5	74	4.0	2	
114...	68	28	28	28	19	13000	5.7	8	82	4.3	1	
115...	54	21	20	20	...	1	1	17	13000	6.0	4	
116...	88	27	26	26	...	1	1	18	14000	5.7	9	96	4.7	1	
117...	68	25	25	25	20	17000	5.8	5	90	6.0	
118...	68	21	19	19	2	18	13500	5.8	3	2	
119...	58	21	21	21	19	14500	6.5	2	
120...	59	21	20	20	...	1	1	20	13500	6.0	1	1	
121...	54	18	16	16	...	1	1	...	1	16	17500	7.0	2	1	
122...	22	7	7	7	6	14000	6.5	1	1	
124...	3	1	
125...	51	13	13	13	11	20000	6.1	2	
126...	84	21	19	19	...	1	...	1	1	20	19000	6.8	2	
127...	78	24	24	24	22	18500	6.3	2	1	
128...	47	15	15	15	12	19000	6.5	2	
35-A...	4357	1393	1096	1014	82	246	224	19	3	51	852	8500	4.8	469	59	3.9	18	201	
1...	8	3	
9...	45	11	6	6	...	5	5	5	...	5.0	6	63	4.5	3	
10...	15	7	5	5	2	4	2	1	
11...	119	46	44	42	2	2	2	42	4500	3.4	4	5	
12...	20	7	6	6	...	1	1	5	...	5.0	2	
13...	39	13	2	2	...	7	7	...	4	9	5500	4.6	2	3	
14...	47	20	7	7	...	13	12	...	1	4	13	53	3.9	3	
15...	5	1	
26...	12	6	2	2	...	2	2	...	2	1	5	54	3.8	
27...	93	25	18	18	...	5	5	...	2	19	7500	5.0	6	...	5.7	4	
28...	78	31	18	18	...	9	7	2	...	4	20	8500	4.2	9	53	3.8	1	2	
29...	61	15	11	10	1	1	1	...	3	11	8000	4.9	3	5	
30...	79	25	23	23	...	2	2	18	8500	4.8	7	69	4.6	3	
31...	51	14	13	13	...	1	1	9	9500	5.4	4	1	
32...	84	21	15	15	...	6	4	2	...	11	8500	5.0	10	53	4.4	2	5	5	
33...	98	25	23	23	...	2	2	16	8000	5.1	8	75	5.0	1	5	1	
34...	92	26	22	22	...	4	4	20	11500	6.0	5	74	5.0	1	1	1	
35...	55	20	17	17	...	3	3	13	12000	4.8	5	...	4.0	2	
36...	15	4	
40...	39	12	12	12	10	8500	4.4	1	7	
41...	80	18	18	18	15	9500	4.7	2	6	
42...	68	15	15	15	14	12000	5.3	1	3	
43...	70	16	16	16	14	9000	5.1	2	1	
44...	42	14	14	14	7	8000	4.1	6	104	4.2	1	
45...	35	11	6	6	...	5	4	...	1	8	9000	4.4	2	1	
46...	51	16	16	16	13	9000	4.8	2	1	1	1	
47...	40	11	11	11	10	11000	5.0	1	2	
48...	46	18	18	17	1	8	9500	4.6	9	77	3.4	
49...	47	16	16	16	16	8500	4.4	2	
50...	60	14	12	12	...	2	2	13	10500	4.7	1	3	
51...	51	13	13	13	9	9000	4.4	4	3	
52...	60	16	16	16	14	9000	4.4	2	2	
53...	38	14	12	12	...	1	1	...	1	11	11000	4.9	3	

City Block Characteristics

Table 2.—CHARACTERISTICS OF HOUSING UNITS, BY BLOCKS: 1960—Con.

["Total population" contains no persons in group quarters unless preceded by asterisk; one asterisk (*) denotes less than 10 percent; two asterisks (**), 10 percent or more]

Blocks within census tracts	Total population	All housing units by condition and plumbing									Occupied housing units							
		Total	Sound			Deteriorating			Dilapidated	Owner occupied			Renter occupied			Occupied by non-white	1.01 or more persons per room	
			Total	With all plumbing facilities	Lacking some or all facilities	Total	With all plumbing facilities	Lacking some or all facilities		Total	Average value (dollars)	Average number of rooms	Total	Average contract rent (dollars)	Average number of rooms			
								With flush toilet										No flush toilet
54...	51	15	8	8	...	4	3	1	...	3	10	7500	4.4	5	68	5.0	...	2
55...	45	15	13	13	...	2	2	13	8500	4.8	1	1
56...	51	15	13	13	...	2	2	12	10500	4.7	3	2
57...	22	7	3	3	...	4	4	6	9000	5.3	1	1
61...	6
62...	160	74	68	38	30	5	1	4	...	1	21	6000	5.2	51	32	2.2	...	5
63...	24	16	16	4	12	2	10	24	1.7	...	1
64...	14	21	21	1	20	9	35	1.1	...	1
66...	53	19	17	14	3	2	1	1	7	6000	5.4	9	46	4.0	...	1
67...	71	23	22	20	2	1	1	10	8000	4.9	11	42	4.3	...	5
68...	106	31	25	24	1	6	5	1	12	7000	5.5	15	54	4.1	2	7
69...	50	14	14	14	7	9000	5.7	6	49	3.8	...	5
70...	119	34	33	33	...	1	1	17	7500	5.8	15	54	4.9	...	5
71...	62	22	17	17	...	4	4	1	11	8000	4.7	11	57	4.0	...	4
72...	68	22	21	21	...	1	1	15	7500	4.4	7	51	3.9	...	3
73...	97	29	28	27	1	1	19	8000	5.4	9	58	3.9	...	3
74...	46	18	14	13	1	4	3	1	9	6000	4.8	7	53	4.7	1	2
75...	96	29	28	26	2	1	1	14	6500	4.9	11	55	4.8	...	3
76...	109	35	18	17	1	15	13	2	...	2	16	7500	5.2	17	49	4.4	...	5
77...	68	20	20	20	...	7	7	8	12	7000	5.8	8	41	4.5	1	3
78...	27	9	2	2	...	7	7	2	7	57	4.1	...	2
79...	124	33	3	3	...	26	23	3	...	4	18	7000	5.6	15	52	4.4	2	8
80...	81	29	10	10	...	16	15	1	...	3	17	7000	4.4	10	51	4.1	...	3
81...	36	12	3	3	...	9	9	5	...	5.0	7	51	3.4	...	3
82...	26	10	2	2	...	8	8	5.1	1
83...	87	30	15	14	1	12	11	...	1	3	16	6000	3.9	14	45	4.1	...	5
84...	74	25	7	7	...	18	18	15	7500	5.3	9	62	4.4	...	3
86...	24	8	1	1	...	7	7	2	5	72	5.2	...	3
87...	75	26	12	10	2	12	11	1	...	2	18	6500	5.1	8	56	4.5	...	3
89...	62	20	20	20	12	9500	4.4	7	76	4.3	1	1
90...	54	19	19	19	14	10500	4.6	3	2
91...	36	9	5	5	4	4	5	45	5.0	...	3
92...	40	11	11	11	11	10000	5.1	2
93...	66	24	24	22	2	17	9500	4.4	6	72	3.7	...	3
94...	154	49	49	49	36	10000	5.2	12	72	4.3	1	7
95...	116	39	39	39	34	9500	4.9	4	3
98...	34	7	7	7	7	11500	5.0	2
99...	57	15	15	15	4	10	76	4.1	...	4
100...	106	30	29	29	...	1	1	24	9000	4.3	6	86	4.2	...	6
101...	17	4
35-B...	*2315	730	555	543	12	130	118	12	...	45	443	8000	4.9	245	64	4.2	45	104
7...	6	2
8...	15	5	1	1	...	3	3	1	1
9...	29	7	2	2	...	5	4	1	3	4	1
10...	37	8	8	8	5	...	6.4	3	2
11...	18	5	5	5	1
12...	58	15	15	12	3	9	9000	4.8	5
13...	22	8	2	2	...	4	4	5	11500	5.4	5	...	3.0	4	5
14...	10	4	2	3	3	2	...
15...	40	10	10	10	4	2
16...	28	8	8	8	6	10000	4.0	1	2	2
17...	11	5	5	5	5	...	4.2	3
18...	43	17	13	13	...	1	1	3	8	10000	4.9	6	49	3.3	1	1
19...	56	17	14	12	2	3	3	12	7500	4.3	4	1	1
20...	42	16	16	16	13	9500	5.2	1	1
21...	48	15	12	12	...	3	3	11	6000	4.1	3	1	2
22...	59	21	19	19	...	2	2	8	4500	5.0	12	105	3.8	...	3
23...	43	13	11	11	...	2	2	12	8500	5.8	1	1	1
25...	28	11	9	9	...	2	2	6	6000	4.7	5	55	4.6	...	1
26...	10	3
27...	39	17	15	15	...	2	2	12	8500	5.1	5	...	4.4	1	...
28...	28	10	4	4	...	6	4	3	4	2
30...	23	6	4	4	...	1	1	1	3	...	3	1
31...	76	21	18	18	...	3	3	12	6500	5.3	9	78	4.7	...	1
32...	15	5	4	4	...	1	1	4	1	2
33...	42	16	12	12	...	4	4	14	6000	5.1	2
35...	11	4
36...	8	4
39...	8	3
44...	2	1
46...	134	35	12	12	...	13	13	10	21	7500	5.5	11	66	4.6	2	7
50...	*73	17	13	12	1	4	4	10	4	12	57	4.3	...	4
51...	70	19	16	14	2	2	2	8	6500	5.5	11	58	4.7	...	1
52...	15	8	4	4	4	5	47	3.6	4	1
53...	26	13	11	11	...	2	2	7	8500	4.4	5	52	4.2	...	1
54...	52	17	16	16	...	1	1	14	9000	5.3	3	1	4
55...	15	13	13	13	...	2	2	10	6000	4.8	5	66	5.0	1	1
56...	46	15	15	15	9	10000	5.0	5	78	4.6	3	1
57...	28	12	12	12	10	9000	4.5	2	1
58...	47	15	15	15	10	9000	4.6	5	...	4.4	...	1
59...	39	13	13	13	8	10500	4.9	5	88	4.8	...	2
60...	14	6	5	5	3	3
61...	9	5
70...	22	5	5	5	1
71...	29	8	7	7	...	1	1	3	2	1
74...	24	7	7	7	4	4	2

Table 2.—CHARACTERISTICS OF HOUSING UNITS, BY BLOCKS: 1960—Con.

["Total population" contains no persons in group quarters unless preceded by asterisk: one asterisk (*) denotes less than 10 percent; two asterisks (**), 10 percent or more]

Blocks within census tracts	Total population	All housing units by condition and plumbing								Occupied housing units								
		Sound				Deteriorating				Dilapidated	Owner occupied			Renter occupied			1.01 or more persons per room	
		Total	With all plumbing facilities	Lacking some or all facilities	Total	With all plumbing facilities	Lacking some or all facilities	With flush toilet	No flush toilet		Total	Average value (dollars)	Average number of rooms	Total	Average contract rent (dollars)	Average number of rooms		Occupied by non-white
75...	32	7	6	6	1	5	8000	4.6	1	1	3	
76...	53	18	18	16	2	10	10000	4.7	6	62	3.3	3	4	
77...	14	7	7	7	5	9000	4.8	
78...	27	8	7	7	7	10500	5.7	1	1	1	
79...	50	13	13	13	11	9000	5.0	2	1	3	
80...	46	17	12	12	10	6500	5.0	5	61	5.6	2	1	
81...	47	16	16	16	12	9500	5.2	2	3	
82...	7	2	
83...	15	6	6	6	5	8500	6.4	1	
84...	42	13	13	13	12	9500	5.1	1	
85...	60	16	16	16	11	9000	4.6	5	...	4.0	...	4	
86...	27	10	9	9	5	8500	5.0	5	70	4.2	
87...	29	12	12	12	10	6500	4.2	2	2	
88...	43	15	13	11	2	2	2	11	8500	4.7	3	1	2	
89...	61	17	13	13	...	4	4	11	7500	4.6	4	2	2	
90...	3	2	3	
91...	37	10	6	6	...	1	1	...	3	3	7	56	3.3	...	6	
92...	90	28	3	3	...	22	21	1	...	16	7500	5.1	10	61	4.6	3	9	
93...	92	27	1	1	...	14	4	10	...	8	6500	5.0	18	35	3.0	3	...	
94...	92	27	1	1	...	14	4	10	...	8	6500	5.0	18	35	3.0	3	...	
36-A...	*7259	2051	1786	1680	106	215	196	19	...	50	982	8500	5.7	958	52	3.9	731	403
1...	292	108	104	102	2	4	4	40	8500	5.3	61	65	3.5	38	10	
2...	91	43	39	35	4	3	3	7	8500	5.0	32	54	3.3	2	4	
3...	63	16	10	10	...	3	3	7	5000	5.0	6	36	3.3	5	5	
4...	189	49	31	29	2	13	12	1	...	5	6500	5.3	21	51	4.0	3	16	
5...	134	41	28	27	1	12	11	1	...	21	6500	5.0	17	39	4.0	5	8	
6...	98	22	19	19	...	3	3	15	7000	5.9	7	52	4.6	5	3	
7...	126	38	37	24	13	1	1	19	6500	5.8	18	35	2.5	1	7	
8...	79	25	24	21	3	1	1	8	6500	5.3	16	48	3.3	5	5	
9...	148	38	35	35	...	3	3	21	7500	6.2	16	39	3.9	12	9	
10...	171	55	52	52	...	3	3	20	7500	5.6	32	43	3.7	9	10	
11...	193	52	42	40	2	10	10	26	7000	6.2	25	45	3.7	10	10	
12...	182	49	47	47	...	2	2	29	6500	5.1	19	42	4.2	3	9	
13...	174	48	40	40	...	8	8	23	6000	5.3	21	47	4.4	14	10	
14...	131	33	29	28	1	4	4	17	6000	5.3	15	35	3.9	8	10	
15...	131	37	33	31	2	4	3	1	...	17	5500	5.6	18	47	3.6	4	7	
16...	76	24	23	23	...	1	1	6	7000	5.2	15	50	4.0	5	4	
17...	95	30	24	20	4	3	3	5	...	5.4	20	42	3.9	6	11	
18...	89	24	22	22	...	2	2	15	7000	5.6	6	56	5.0	3	5	
19...	*82	17	11	11	...	4	1	3	...	4	12	46	4.3	7	6	
20...	97	35	34	34	...	1	1	15	7000	5.5	18	43	3.7	2	5	
21...	117	29	29	29	16	7500	4.8	13	49	4.0	3	9	
22...	132	36	36	35	1	23	7000	5.4	12	49	4.3	5	6	
23...	108	26	12	12	...	14	9	5	...	11	8500	5.4	14	56	3.5	10	11	
24...	73	21	21	21	19	12000	6.0	2	6	2	
25...	76	24	24	24	18	11500	5.6	6	92	4.7	10	3	
26...	45	14	13	12	1	1	1	8	11500	6.0	6	59	3.3	9	...	
27...	69	21	20	20	...	1	1	15	11000	6.1	6	82	4.0	12	1	
28...	72	18	18	16	2	15	11500	5.9	3	11	4	
29...	108	34	25	20	5	9	9	14	10000	6.1	19	54	3.3	22	3	
30...	73	19	19	19	9	8000	5.6	10	35	4.3	2	3	
31...	184	44	32	32	...	11	11	8	7000	5.3	33	49	4.2	20	17	
32...	30	6	6	6	4	2	5	1	
33...	152	40	37	35	2	3	1	2	...	24	6500	5.7	15	48	3.3	16	12	
34...	*72	12	11	11	...	1	1	10	7500	6.2	2	3	3	
35...	89	26	26	26	19	7000	6.1	5	47	4.2	5	5	
36...	45	14	14	14	6	8000	6.0	8	41	3.8	5	4	
37...	107	30	28	28	...	2	1	1	...	17	6000	5.1	12	55	5.0	8	4	
38...	115	26	23	23	...	3	3	16	6500	5.7	9	54	5.1	9	5	
39...	98	35	32	27	5	3	3	17	7000	5.1	14	42	3.5	9	4	
40...	43	*148	38	32	...	4	4	16	6000	5.6	19	52	4.1	15	8	
41...	223	67	59	29	30	7	7	19	7000	6.6	40	52	3.9	44	11	
42...	101	40	39	39	...	1	1	17	7500	5.6	21	44	3.7	6	3	
43...	51	17	17	17	11	9500	5.3	4	5	3	
44...	*181	46	28	28	...	5	5	13	12	12000	6.0	34	48	3.6	30	11
45...	74	20	20	19	1	15	13000	7.1	4	14	2	
46...	89	21	21	21	16	11000	6.1	5	79	4.4	11	2	
47...	63	16	16	16	15	12000	6.7	1	11	1	
48...	54	16	15	15	...	1	1	15	12000	7.9	1	8	1	
49...	79	23	23	23	14	13500	6.6	8	53	3.6	17	6	
50...	48	17	16	16	...	1	1	14	12000	6.6	2	2	1	
51...	126	36	35	35	...	1	1	15	11500	6.9	21	76	4.1	28	4	
52...	116	36	33	26	7	3	3	16	7000	5.3	18	55	4.1	25	4	
53...	108	28	27	25	2	13	7500	5.6	15	53	4.5	10	6	
54...	101	26	26	25	1	19	7500	6.0	5	44	4.6	10	7	
55...	97	24	21	20	1	1	1	13	7500	5.7	11	47	3.7	8	7	
56...	118	37	34	28	6	3	2	1	...	11	8000	5.8	20	51	4.0	10	5	
57...	99	27	25	25	...	2	2	6	...	4.2	21	51	4.1	7	8	
58...	26	14	14	11	3	6	...	4.7	6	41	4.0	3	...	
59...	126	29	29	28	1	8	...	5.1	21	57	4.8	14	6	
60...	106	27	15	13	2	12	12	10	9000	5.8	15	58	4.3	11	9	
61...	212	52	18	17	1	32	28	4	...	13	6000	4.6	37	56	3.9	32	19	
62...	136	35	29	29	...	6	6	20	8000	5.9	13	46	3.9	18	11	
63...	120	32	19	19	15	10500	6.0	11	59	5.1	13	6	
64...	64	18	18	18	9	10500	6.2	9	85	3.9	17	4	
65...	100	27	26	25	1	1	1	23	11500	6.4	4	21	5	
66...	*87	23	21	21	...	2	2	17	10000	5.5	6	73	5.2	17	2	

City Block Characteristics

Table 2.—CHARACTERISTICS OF HOUSING UNITS, BY BLOCKS: 1960—Con.

["Total population" contains no persons in group quarters unless preceded by asterisk (*); one asterisk (*) denotes less than 10 percent; two asterisks (**), 10 percent or more]

Blocks within census tracts	Total population	All housing units by condition and plumbing								Occupied housing units								
		Total	Sound			Deteriorating			Dilapidated	Owner occupied			Renter occupied			Occupied by non-white	1.01 or more persons per room	
			Total	With all plumbing facilities	Lacking some or all facilities	Total	With all plumbing facilities	Lacking some or all facilities		Total	Average value (dollars)	Average number of rooms	Total	Average contract rent (dollars)	Average number of rooms			
							With flush toilet	No flush toilet										
36-B.....	*5172	1559	1428	1396	32	121	116	4	1	10	960	10500	5.5	535	76	4.1	769	19.1
1....	89	24	24	22	2	8	12000	5.0	15	85	4.3	12	5
2....	136	35	35	33	2	27	10500	5.1	7	74	4.5	12	6
3....	148	41	41	41	32	9000	4.7	4.1	15	8
4....	7	6	81
5....	69	17	14	14	..	3	3	10	8000	5.5	4	..	4.8	6	3
6....	76	22	21	21	..	1	1	13	8500	5.7	4	7	5
7....	59	16	15	15	..	1	1	9	9500	5.0	7	78	4.7	4	1
8....	56	17	17	17	13	9000	4.8	3	5	3
9....	61	21	20	20	1	14	10500	4.6	5	63	4.4	6	..
10....	252	57	50	50	..	7	7	44	9000	5.0	13	77	4.5	33	16
12....	48	14	14	12	2	9	11000	5.0	5	..	4.2	6	3
13....	70	20	20	20	19	10000	4.7	8	3
14....	52	14	14	14	12	9000	4.5	2	5
17....	22	9	7	7	2	7	11500	5.0	2	3	..
18....	10	4	4
19....	79	22	22	22	18	12000	4.9	2	16	4
20....	53	16	16	16	16	10500	5.1	9	1
21....	59	16	11	11	..	5	5	11	11000	4.5	5	79	4.2	10	4
22....	52	16	13	13	..	3	3	11	12000	5.2	3	9	2
23....	51	13	4	4	..	9	9	8	8500	4.8	5	84	4.6	9	2
24....	47	13	11	11	..	2	2	11	12500	5.5	1	3	1
25....	41	12	12	12	11	12500	5.4	1	8	2
26....	47	17	14	13	1	2	2	1	15	10000	4.4	1	8	2
27....	43	14	12	12	..	1	1	12	9000	4.5	2	5	2
28....	57	17	13	13	..	4	4	12	8500	5.5	5	88	4.2	6	1
29....	43	17	13	13	8	7500	6.8	9	85	3.7	9	..
30....	15	3
31....	33	10	10	10	4	6	82	5.0	3	..
32....	48	12	9	9	..	3	3	7	10000	5.6	5	61	5.2	5	2
33....	48	14	10	9	1	4	4	9	11500	6.3	5	60	3.4	7	4
34....	54	15	15	14	1	2	13	94	4.2	15	3
35....	63	17	16	16	..	1	1	14	10500	7.1	3	10	..
36....	54	19	19	19	15	11000	5.3	4	5	1
37....	84	21	14	14	..	7	6	1	11	9500	5.5	9	80	4.7	12	7
38....	63	19	16	16	..	3	3	15	13500	6.4	3	10	3
39....	60	20	19	19	..	1	1	15	13000	5.4	4	7	1
40....	60	20	23	23	19	11500	6.2	3	9	..
41....	36	14	14	14	10	12000	5.9	3	6	..
42....	43	18	16	16	..	2	2	11	11000	4.9	6	70	4.5	6	..
44....	53	14	13	13	1	12	11500	5.3	2	5	2
45....	57	17	17	16	1	13	11500	6.0	4	9	1
46....	*84	20	17	16	1	3	3	17	10000	5.1	3	13	3
47....	53	15	15	15	13	13000	5.8	2	10	..
48....	16	6	6	6	6	12500	4.7	4	..
49....	29	10	10	10	6	..	5.8	4	5	..
50....	54	17	17	17	11	15000	6.0	5	..	4.2	2	1
51....	60	20	19	19	..	1	1	9	10000	5.0	7	78	3.3	7	3
52....	44	11	11	11	8	11000	5.6	3	9	1
53....	45	12	12	12	8	12500	6.6	4	8	..
54....	42	20	20	19	1	9	9000	5.0	9	82	3.6	10	..
55....	58	16	15	15	1	8	12000	5.8	7	73	5.4	11	5
56....	64	20	15	15	..	5	5	12	11000	7.0	8	64	3.1	17	1
57....	64	20	20	20	18	12500	5.8	9	..
58....	55	21	20	20	1	14	11500	5.4	4	12	1
59....	66	24	23	23	1	14	10500	5.6	10	78	4.0	13	4
60....	57	19	19	19	12	11500	5.5	6	59	4.2	6	2
62....	64	25	23	22	1	2	2	9	10000	5.0	16	74	3.8	15	2
63....	51	18	15	15	..	3	3	16	12000	5.3	2	6	2
64....	42	13	13	13	11	11000	5.4	2	3	..
65....	83	21	15	14	1	6	6	9	12500	6.2	12	59	3.8	12	5
66....	50	17	16	16	..	1	1	11	12500	6.7	6	56	4.2	9	..
67....	74	24	24	24	18	9500	5.8	5	88	4.6	6	2
68....	31	12	11	11	..	1	1	8	10000	4.6	4	1	..
69....	64	26	25	25	..	1	1	7	7000	5.1	19	47	4.1	4	2
70....	69	23	22	22	..	1	1	9	7500	6.1	13	75	4.0	17	2
71....	73	24	24	24	16	13500	7.0	7	75	4.1	10	1
72....	79	17	17	17	..	2	2	17	12000	6.1	2	10	1
73....	82	26	26	26	13	12000	5.6	12	84	4.3	17	2
74....	65	21	14	14	..	7	7	8	10500	4.9	11	82	4.6	15	3
75....	148	49	47	37	10	2	2	13	9500	5.5	34	73	3.7	29	7
76....	**288	85	77	72	5	7	5	2	..	1	27	10500	5.4	50	82	3.9	25	14
77....	52	19	19	19	3	15	82	3.8	15	..
78....	78	29	29	29	3	25	84	4.3	20	1
79....	44	14	13	13	..	1	1	5	..	6.0	7	89	4.0	10	3
80....	69	17	16	16	..	1	1	14	11500	6.2	3	14	..
81....	46	15	14															

Table 2.—CHARACTERISTICS OF HOUSING UNITS, BY BLOCKS: 1960—Con.

["Total population" contains no persons in group quarters unless preceded by asterisk; one asterisk (*) denotes less than 10 percent; two asterisks (**), 10 percent or more]

Blocks within census tracts	Total population	All housing units by condition and plumbing									Occupied housing units						
		Total	Sound			Deteriorating			Dilapidated	Owner occupied			Renter occupied			Occupied by non-white	1.01 or more persons per room
			Total	With all plumbing facilities	Lacking some or all facilities	Total	With all plumbing facilities	Lacking some or all facilities		Total	Average value (dollars)	Average number of rooms	Total	Average contract rent (dollars)	Average number of rooms		
							With flush toilet	No flush toilet									
3...	98	28	28	28	23	12500	4.7	4	22	6
4...	70	20	20	20	18	12000	4.7	2	19	2
5...	58	14	14	14	13	13000	6.5	1	13	...
6...	56	19	19	18	1	8	12000	6.1	10	86	3.8	18	...
7...	50	12	12	12	12	11000	6.5	12	...
8...	51	12	12	11	1	10	12000	6.2	2	9	1
9...	61	17	16	16	...	1	1	15	9000	5.0	2	10	3
10...	26	9	9	9	5	10500	5.2	4	8	1
11...	36	9	8	8	...	1	1	6	9500	5.8	3	7	1
12...	59	19	19	18	1	16	10500	6.0	2	11	1
13...	77	23	23	22	1	12	9000	5.4	11	135	4.5	14	4
14...	63	22	22	21	1	16	9500	5.9	6	44	3.8	8	1
15...	61	19	19	19	17	11000	5.6	2	8	3
16...	60	17	17	17	11	12000	6.7	6	74	4.5	14	2
17...	80	17	17	17	11	10500	5.6	6	82	5.0	16	3
18...	88	22	22	22	14	12500	5.4	8	57	3.8	22	6
19...	39	13	13	13	10	13000	5.9	3	8	1
20...	55	16	16	16	14	13000	6.1	2	13	2
21...	63	14	14	14	11	12500	6.0	3	12	2
22...	71	21	21	21	18	15500	5.7	3	21	3
23...	85	22	22	22	22	13000	5.1	22	3
24...	79	19	19	19	17	16500	6.8	2	17	3
25...	64	17	17	17	17	17500	6.9	13	...
26...	69	18	18	18	17	13500	5.3	1	16	4
27...	59	19	19	18	1	17	16500	5.9	2	13	1
28...	54	20	20	20	18	13000	4.8	2	13	...
29...	94	30	30	30	28	14000	5.0	1	25	3
30...	58	15	15	15	13	14500	6.3	2	9	1
31...	42	18	18	18	9	14500	5.9	7	87	3.7	13	...
32...	45	14	14	14	12	13500	6.2	2	10	...
33...	48	13	13	13	12	10500	6.1	1	9	1
34...	66	18	18	18	14	11500	6.0	3	13	3
35...	80	20	20	20	15	11000	6.1	5	72	4.2	15	3
36...	56	18	18	18	9	12000	5.8	9	67	3.9	15	...
37...	118	29	29	29	11	10000	6.7	18	68	4.2	26	7
38...	78	28	28	27	1	8	11000	5.9	18	63	3.9	20	3
39...	72	18	18	18	7	9500	5.6	11	67	4.4	18	2
41...	49	13	13	13	8	14000	6.6	5	79	3.4	8	6
42...	71	20	20	20	17	12000	6.8	3	17	1
43...	57	18	17	17	...	1	1	17	11500	5.4	1	14	...
44...	47	14	14	14	13	15000	6.8	1	9	...
45...	44	14	14	14	14	12000	5.6	12	1
46...	66	17	17	17	7	15000	4.9	9	82	4.2	16	6
47...	57	20	20	20	11	12500	4.6	9	90	4.4	15	2
48...	57	17	17	17	11	12000	5.5	6	99	4.2	12	3
49...	47	12	12	12	12	12500	5.4	10	2
50...	28	12	12	12	6	12000	5.2	5	74	3.0	10	1
51...	32	12	11	11	...	1	1	5	11000	5.4	6	94	4.7	7	...
52...	54	21	20	20	12	13000	4.7	7	87	3.9	7	...
53...	94	45	45	45	6	...	5.2	34	82	3.2	22	2
54...	48	22	22	22	7	21000	4.4	13	70	3.2	2	...
55...	56	15	15	15	15	14500	5.9	9	4
56...	54	16	16	16	15	19500	6.0	1	7	2
57...	56	19	19	19	2	17	79	4.0	5	1
58...	103	44	44	44	5	10500	4.0	36	72	3.3	30	7
59...	45	16	16	16	7	13000	4.9	7	84	3.6	4	2
60...	55	19	19	19	10	10500	4.4	8	84	4.0	11	3
61...	38	14	14	14	10	13500	5.4	3	7	1
62...	56	15	15	15	13	12000	6.5	2	12	...
63...	75	17	17	16	1	15	15500	6.9	1	13	2
64...	69	19	19	19	15	12500	6.4	4	16	1
65...	51	20	20	17	3	16	12000	5.8	1	11	1
66...	85	19	19	19	13	17000	7.2	6	88	4.7	19	4
67...	53	15	14	14	...	1	1	11	12500	5.7	4	9	2
68...	26	7	7	6	1	7	11500	5.9	5	...
69...	69	25	25	22	3	13	11000	6.5	11	56	4.3	17	1
70...	58	16	16	16	12	10500	6.8	4	8	...
71...	59	16	16	16	10	13500	6.5	4	11	1
72...	52	14	14	13	1	15	13500	6.0	3	12	...
73...	72	18	18	18	15	13000	6.6	2	14	1
74...	62	20	20	19	1	17	13000	6.6
75...	54	15	15	15	12	17500	6.1	3	14	...
76...	64	15	15	15	15	15500	8.5	14	1
77...	36	11	11	11	11	18500	6.8	11	...
78...	42	10	10	10	9	18000	6.4	1	8	1
79...	43	11	11	11	11	17500	5.5	9	2
80...	39	13	13	13	12	17000	4.6	1	11	2
81...	28	10	10	10	10	17500	5.2	9	...
82...	22	9	9	9	9	22000	6.3	9	...
83...	23	10	10	10	10	20000	6.2	5	...
83...	43	12	12	12	10	19000	6.7	8	1
37-A...	*2898	1330	966	898	68	362	256	106	2	432	13500	6.3	819	72	3.5	6	27
1...	2	1
2...	72	33	33	31	2	17	13500	6.1	16	95	4.1
3...	*132	56	56	56	20	12500	5.4	34	80	4.1
4...	74	35	34	34	22	12000	5.7	11	73	4.5	...	1
5...	107	50	5	5	...	45	45	16	13500	6.0	33	97	4.3	...	1

Table 2.—CHARACTERISTICS OF HOUSING UNITS, BY BLOCKS: 1960—Con.

["Total population" contains no persons in group quarters unless preceded by asterisk; one asterisk (*) denotes less than 10 percent; two asterisks (**), 10 percent or more]

Blocks within census tracts	Total population	All housing units by condition and plumbing									Occupied housing units							
		Total	Sound			Deteriorating			Dilapidated	Owner occupied			Renter occupied			Occupied by non-white	1.01 or more persons per room	
			Total	With all plumbing facilities	Lacking some or all facilities	Total	With all plumbing facilities	Lacking some or all facilities		Total	Average value (dollars)	Average number of rooms	Total	Average contract rent (dollars)	Average number of rooms			
6...	115	55	9	9	...	46	38	8	...	21	13500	6.0	30	73	3.3	
7...	137	87	54	48	6	33	18	15	...	22	12500	5.6	50	89	3.0	
8...	111	56	54	54	...	2	2	21	12500	7.0	32	92	3.8	
9...	*142	62	62	62	22	14000	6.6	36	63	3.9	
10...	168	66	66	66	25	14500	7.4	41	81	3.8	
11...	160	81	58	52	6	22	10	12	...	14	15500	5.9	64	70	3.6	
12...	**184	32	12	5	7	20	8	12	...	2	27	48	2.8	2	2	
13...	*158	84	84	82	2	17	11500	5.4	65	77	3.6	1	1	
17...	37	18	11	11	...	7	3	4	16	64	3.4	
18...	82	53	52	38	14	1	1	5	...	4.2	44	51	2.7	
22...	149	86	75	60	15	11	8	3	...	19	11000	5.6	60	69	3.2	...	2	
23...	**146	64	28	16	12	36	11	25	...	15	13500	5.4	38	51	2.5	
24...	95	53	29	26	3	23	12	11	...	12	15000	6.0	33	78	3.4	...	2	
25...	140	58	58	58	16	16500	8.6	42	66	3.5	...	1	
26...	120	55	55	55	21	13500	7.4	34	63	3.4	
27...	**96	36	36	36	23	12500	6.7	13	66	4.2	...	1	
28...	111	60	2	2	...	58	44	14	...	24	11000	6.0	32	59	3.1	...	2	
29...	64	25	25	25	15	14000	6.7	9	81	4.8	1	...	
30...	81	34	2	2	...	32	30	2	...	16	13000	6.1	18	71	3.7	...	2	
31...	62	23	23	23	20	14500	6.0	2	
32...	87	41	41	40	1	13	13500	5.3	26	85	4.0	1	...	
33...	66	26	26	26	14	14500	7.2	12	81	4.4	1	...	
37-B...	*8641	3619	3306	2969	337	308	261	46	1	5	1259	13000	6.2	2174	77	3.6	19	137
1...	**183	2
2...	74	40	38	28	10	2	2	10	...	5.6	27	65	2.7	...	1	
3...	110	52	50	50	2	2	2	17	12000	6.2	33	87	3.5	
4...	104	58	58	51	7	18	14500	6.7	37	63	2.7	2	...	
5...	34	16	16	14	2	5	...	7.2	11	56	2.9	...	2	
6...	64	30	26	16	10	4	4	7	16000	8.0	23	55	2.5	...	1	
7...	60	28	28	26	2	4	24	73	3.6	1	...	
8...	81	34	34	34	18	13000	5.6	15	70	4.3	...	1	
9...	**96	35	35	32	3	17	15000	5.8	18	72	4.0	
10...	84	33	33	30	3	16	12500	6.9	16	75	4.1	...	1	
11...	*145	68	68	64	4	20	11000	5.5	42	76	3.9	...	3	
12...	202	100	98	81	17	2	1	1	...	22	10000	5.8	69	58	3.1	1	6	
13...	167	92	88	62	26	4	3	1	...	14	11000	5.1	72	57	2.8	...	5	
14...	129	85	83	52	31	2	...	2	...	15	...	4.7	61	57	2.6	1	1	
15...	*178	98	87	67	20	7	7	17	...	4.8	71	71	3.2	...	4	
16...	152	76	74	63	11	2	2	13	...	4.8	57	66	3.2	1	7	
17...	149	74	58	49	9	16	12	4	...	15	16000	6.1	54	63	3.5	1	4	
18...	**131	45	20	18	2	25	15	10	...	8	...	5.8	31	64	3.4	...	2	
19...	**177	82	67	49	18	15	11	4	...	14	13500	6.9	61	60	3.1	...	2	
20...	**215	74	63	42	21	11	4	7	...	11	...	6.7	59	67	3.0	2	7	
21...	216	126	124	102	22	2	1	...	1	11	...	5.0	102	89	3.0	...	8	
22...	*172	83	83	59	24	13	13500	5.5	64	66	3.0	1	3	
23...	*135	57	57	55	2	13	12500	6.6	41	73	3.6	...	4	
24...	**120	44	44	34	10	12	15500	5.7	30	76	3.9	...	2	
25...	*143	56	56	55	1	16	14500	8.1	37	89	3.9	1	...	
26...	134	60	60	56	4	18	14000	7.3	41	77	3.6	
27...	*106	35	35	35	24	15500	6.6	11	72	4.1	...	3	
28...	113	41	41	39	2	25	14000	6.5	15	78	4.0	...	1	
29...	80	38	38	38	14	13500	6.3	24	78	4.1	1	1	
30...	103	38	38	38	19	13500	7.0	17	89	4.4	...	1	
31...	79	29	29	29	15	13500	6.7	13	89	4.5	
32...	86	35	35	35	19	13000	5.6	16	93	3.6	...	2	
33...	96	43	43	39	4	15	13000	5.9	27	86	4.0	...	2	
36...	142	65	62	62	...	3	3	9	13000	5.8	55	111	3.8	...	3	
37...	99	37	34	34	...	3	3	15	10500	5.1	21	112	4.2	
38...	87	32	31	31	...	1	1	18	12000	5.8	14	94	4.5	
39...	99	38	38	38	23	11000	5.0	15	83	4.3	1	4	
40...	85	32	31	30	1	1	1	21	11500	5.9	10	81	4.3	...	1	
41...	*94	30	27	25	2	3	3	16	12500	5.9	13	90	4.9	...	2	
42...	103	45	45	45	21	12000	5.8	24	87	4.0	
43...	94	34	34	34	18	13500	6.9	14	86	4.9	
44...	142	51	51	51	20	14500	7.3	30	109	3.8	...	2	
45...	124	36	33	33	...	3	3	22	14000	7.5	13	90	4.1	1	3	
46...	102	34	29	25	4	5	5	17	17500	7.6	17	85	4.2	...	2	
47...	112	58	55	45	10	2	2	19	15500	6.7	32	93	3.6	...	3	
48...	154	55	27	26	1	28	27	1	...	18	16500	6.7	35	77	3.7	...	4	
49...	136	63	14	14	...	49	44	5	...	21	17500	6.2	36	62	3.2	...	3	
50...	149	83	57	53	4	26	17	9	...	17	15500	5.1	63	72	3.3	...	1	
51...	137	69	69	67	2	21	14500	6.1	41	76	3.7	...	1	
52...	186	94	94	93	1	14	14000	7.0	74	91	3.8	1	...	
53...	137	72	68	62	6	4	2	18	13500	5.9	53	71	3.4	...	8	
54...	152	70	70	47	23	13	10000	6.1	53	66	3.4	1	...	
55...	95	37	35	34	1	2	2	6	11000	7.3	30	74	3.9	...	1	
56...	57	28	22	22	...	6	6	16	11500	6.5	10	81	3.5	
57...	78	41	7	5	2	34	34	16	12500	6.1	21	70	3.7	
58...	85	32	25	22	3	7	7	24	12000	6.8	8	66	4.0	
59...	67	29	20	20	...	9	9	17	12000	5.9	10	74	4.7	...	3	
60...	112	35	27	27	...	8	8	18	11500	6.6	15	81	4.7	...	3	
61...	107	43	43	42	1	19	16500	6.4	24	76	4.3	
62...	105	32	32	31	1	16	14000	6.1	15	92	4.8	...	2	
63...	76	28	28	28	20	11500	6.0	7	83	5.0	...	1	
64...	.80	26	24	24	...	2	2	21	12500	5.6	5	82	4.0	...	2	

Table 2.—CHARACTERISTICS OF HOUSING UNITS, BY BLOCKS: 1960—Con.

["Total population" contains no persons in group quarters unless preceded by asterisk; one asterisk (*) denotes less than 10 percent; two asterisks (**), 10 percent or more]

Blocks within census tracts	Total population	All housing units by condition and plumbing										Occupied housing units						
		Sound					Deteriorating					Owner occupied			Renter occupied			
		Total	With all plumbing facilities	Lacking some or all facilities	Total	With all plumbing facilities	Lacking some or all facilities		Dilapidated	Total	Average value (dollars)	Average number of rooms	Total	Average contract rent (dollars)	Average number of rooms	Occupied by non-white	1.01 or more persons per room	
							With flush toilet	No flush toilet										
65...	71	30	30	28	2	9	11500	5.3	19	88	4.0	...	1	
66...	53	27	27	27	15	12000	6.1	8	76	4.3	...	1	
68...	62	20	17	17	...	3	3	18	12000	6.0	2	2	
69...	103	43	43	43	14	12500	5.9	28	136	3.4	...	2	
70...	*113	43	43	39	4	19	16000	6.1	23	87	3.4	...	3	
71...	71	28	28	28	17	12000	5.8	8	101	5.1	
72...	90	25	25	25	17	12500	6.5	8	181	5.1	1	...	
73...	75	25	24	24	...	1	1	19	13500	6.4	5	...	6.2	
74...	85	31	27	27	...	4	4	14	11500	5.9	15	94	4.7	1	3	
75...	78	29	29	29	21	12000	5.5	8	74	4.6	...	1	
76...	97	32	32	32	16	12000	6.0	16	80	4.9	...	1	
77...	93	30	30	30	19	12500	6.3	11	97	5.5	...	1	
78...	74	32	32	30	2	22	12500	5.8	8	77	4.5	
79...	85	28	25	25	...	3	3	17	13500	6.1	10	80	5.0	
80...	83	31	26	24	2	5	5	16	13000	6.8	14	75	4.9	...	1	
81...	94	29	27	27	...	2	2	17	14000	6.6	12	95	5.1	...	2	
38.....	5300	2080	1988	1970	18	80	72	8	...	12	1107	13000	5.3	914	96	4.2	50	64
1...	56	22	15	15	...	3	3	4	13	15500	5.5	9	78	4.7
2...	62	25	22	22	...	3	3	20	10500	5.8	5	74	3.4	1	...	
3...	59	26	24	23	1	2	2	11	14500	4.7	14	85	3.9	
9...	6	2	
10...	11	5	5	5	2	3	
11...	24	5	2	2	...	1	1	2	1	
12...	43	17	12	12	...	2	2	3	15000	5.6	10	85	5.2	3	1	
13...	63	18	12	11	1	5	5	1	12	11000	4.8	5	90	6.2	4	4
14...	58	19	17	16	1	2	2	15	13500	5.5	4	1	...	
15...	72	24	23	23	...	1	1	12	11000	5.4	11	63	4.2	...	2	
16...	38	8	1	1	...	7	7	1	7	71	6.1	1	2	
17...	19	8	8	8	4	4	4	...	
18...	56	22	22	20	2	11	14000	5.4	11	58	3.9	
19...	90	26	21	21	...	5	5	19	12000	5.3	7	94	5.1	1	2	
20...	32	14	14	12	2	4	10	122	4.2	
21...	63	28	23	23	...	5	1	4	...	9	14000	5.3	19	89	3.8	...	1	
22...	74	27	24	22	2	2	2	18	12500	5.2	8	91	4.4	
23...	61	22	21	21	...	1	1	9	13500	5.7	12	81	4.2	...	2	
24...	23	8	8	8	3	3	2	
25...	20	12	11	11	...	1	1	2	8	96	3.5	
26...	44	18	17	17	...	1	...	1	...	14	9000	5.2	4	
27...	81	30	26	26	...	4	4	19	12500	5.3	11	90	3.9	
28...	58	23	21	19	2	2	2	17	12500	5.6	6	75	3.8	2	...	
29...	46	17	16	16	...	1	1	14	11500	5.1	3	1	...	
30...	64	19	14	14	...	4	4	16	12500	5.6	3	2	...	
31...	59	23	23	23	12	15500	5.6	10	82	4.2	...	1	
32...	65	31	31	31	6	...	4.5	22	86	4.0	...	1	
33...	65	28	28	27	1	9	12000	5.0	17	103	4.1	2	1	
34...	72	28	28	28	17	11000	4.9	10	101	4.4	2	...	
35...	61	20	20	20	16	13000	5.3	4	
36...	63	25	24	24	...	1	1	14	11500	5.4	10	87	4.7	...	1	
37...	41	20	20	20	16	13000	5.4	4	
38...	92	31	31	31	19	12000	5.6	11	104	4.5	...	1	
39...	79	28	28	28	11	12500	5.4	16	119	4.5	1	...	
40...	56	22	22	22	6	18500	4.8	14	83	3.7	...	1	
41...	70	24	23	23	...	1	1	9	15500	5.6	15	95	4.1	1	1	
42...	61	22	22	22	17	14500	5.2	3	1	
43...	10	3	
45...	61	22	16	16	...	6	5	1	...	12	10000	4.3	9	75	4.4	...	1	
46...	65	21	21	21	13	12500	6.1	7	86	4.1	
47...	28	9	9	9	6	14500	6.0	3	1	1	
48...	59	24	24	24	16	13500	5.9	8	95	4.3	
49...	84	37	37	37	12	15500	4.8	25	100	4.2	...	1	
50...	61	22	22	22	13	15500	5.6	9	108	4.8	...	1	
51...	56	23	23	23	16	13500	5.8	6	91	5.8	
52...	20	20	20	20	16	13500	6.1	3	2	...	
53...	57	23	23	23	15	12000	5.7	8	83	4.0	
54...	38	17	17	17	6	...	7.0	9	109	4.0	
55...	71	28	28	28	13	13000	5.1	15	108	4.0	
56...	49	17	17	17	4	12	85	4.3	5	2	
57...	53	20	16	16	...	4	2	2	...	13	11000	4.6	5	...	5.0	
58...	61	22	22	22	18	11000	5.3	4	1	
59...	22	6	5	5	...	1	1	4	2	
60...	67	23	23	23	16	10500	5.1	7	82	3.9	...	1	
61...	18	6	6	6	6	101	4.2	
62...	64	17	15	15	...	2	2	13	10500	4.8	4	4	
63...	49	19	19	19	15	11000	4.7	4	
64...	43	23	22	22	...	1	1	9	17500	5.7	14	94	3.4	4	...	
65...	41	17	17	17	14	12500	5.4	2	
66...	49	22	22	22	14	14500	5.2	5	110	4.6	
67...	56	25	25	25	16	14000	5.1	9	111	4.8	
68...	59	23	23	23	15	16500	5.9	8	99	5.0	...	1	
69...	66	34	34	34	11	17000	6.0	22	95	3.6	
70...	98	48	48	48	12	20000	4.8	36	88	3.8	...	1	
71...	65	30	30	30	13	13500	4.8	17	96	4.2	2	...	
72...	50	19	19	19	8	16000	5.4	11	117	4.4	
73...	37	20	20	20	13	11500	4.2	6	104	4.0	
74...	75	27	26	24	2	1	1	18	10500	4.7	9	64	3.8	...	2	
75...	55	20	19	19	...	1	1	17	11500	4.9	2	2	

Table 2.—CHARACTERISTICS OF HOUSING UNITS, BY BLOCKS: 1960—Con.

["Total population" contains no persons in group quarters unless preceded by asterisk: one asterisk (*) denotes less than 10 percent; two asterisks (**), 10 percent or more]

Blocks within census tracts	Total population	All housing units by condition and plumbing								Occupied housing units								
		Total	Sound			Deteriorating			Dilapidated	Owner occupied			Renter occupied			Occupied by non-white	1.01 or more persons per room	
			Total	With all plumbing facilities	Lacking some or all facilities	Total	With all plumbing facilities	Lacking some or all facilities		Total	Average value (dollars)	Average number of rooms	Total	Average contract rent (dollars)	Average number of rooms			
								With flush toilet										No flush toilet
62...	69	22	22	22	22	24000	7.1	
63...	38	14	14	14	14	24000	6.7	1	
64...	19	9	9	9	9	23000	7.1	
65...	53	17	17	17	17	23000	6.9	
66...	52	24	24	24	24	25000	6.9	
67...	40	14	14	13	1	24	25000	6.9	
68...	53	22	22	22	13	27000	8.2	
69...	75	24	24	24	21	22000	7.8	1	
70...	57	24	24	24	23	19500	7.7	1	2	
71...	59	22	22	22	20	19500	7.5	3	
71...	59	24	24	24	20	17000	7.0	2	
39-B...	*5616	1777	1747	1742	5	26	25	1	...	4	1546	15000	5.7	207	99	4.6	1	50
1...	*86	32	32	32	13	15500	5.0	18	129	4.2	...	1
2...	61	24	24	24	24	18000	6.2
3...	62	23	23	23	22	15500	5.5	1
4...	75	24	24	24	22	16500	5.7	2
5...	78	24	24	24	23	15500	6.6	1
6...	75	23	23	23	21	14500	5.6	2	3
7...	75	24	24	24	24	14000	5.6
8...	70	24	24	24	21	16000	6.2	1
9...	73	24	24	24	24	19500	6.0
10...	66	24	24	24	24	19000	5.8	1
11...	67	24	24	23	1	23	15000	5.5	1	1
12...	62	24	20	20	4	3	1	19	13000	5.7	4
13...	70	26	26	26	26	15500	6.5
14...	57	23	21	21	2	2	19	11500	5.1	3	1
15...	**68	18	16	16	2	2	14	12500	5.1	4	1
16...	42	20	19	19	1	1	14	12000	5.3	5	...	5.4
17...	66	24	24	24	21	15500	5.9	3	1
18...	76	24	24	24	20	17500	5.6	2	2
19...	78	26	26	26	23	16000	6.8	3
20...	64	20	20	20	15	17000	5.9	4	1
21...	68	20	20	20	19	13000	5.6	1	1
22...	53	26	26	26	24	16000	5.2	2
23...	71	24	24	24	23	16500	5.5	1
24...	62	20	20	20	19	19500	6.4	1
25...	**242
26...	73	24	24	24
27...	67	24	24	24	24	15500	5.4	1
28...	66	24	24	24	23	16000	6.2	1	1
29...	72	25	25	25	23	16500	6.0	1
30...	62	24	24	24	11	16500	5.7	13	140	4.3
31...	**140	1
32...	119	36	36	36	34	18000	6.1	1
33...	154	55	54	54	...	1	1	46	17000	5.8	7	99	4.7	...	1
34...	67	23	22	22	23	17500	6.2
35...	60	22	22	22	20	17000	6.9	2
36...	54	25	25	25	20	15000	5.4	4
37...	49	25	25	25	21	13500	5.2	4
38...	55	22	21	21	...	1	1	19	13500	5.5	3
39...	63	24	23	23	...	1	1	24	14500	5.6
40...	62	24	24	24	22	14000	5.6	1
41...	81	24	24	24	22	15000	6.4	2	2
42...	63	22	22	22	15	12500	5.9	7	89	4.1	...	1
43...	67	22	21	21	...	1	1	20	18000	6.4	2
44...	66	23	22	22	...	1	1	21	15500	6.5	1
45...	78	27	27	24	3	19	15500	5.4	8	97	4.1
46...	67	24	24	24	22	13500	5.4	2
47...	79	24	24	24	20	15000	6.8	3	1
48...	66	23	23	23	23	16000	6.2	1
49...	59	24	22	22	...	1	1	20	13000	5.9	3	1
50...	67	23	23	23	23	13500	5.7
51...	84	28	28	27	1	24	11000	5.2	3	3
52...	54	18	18	18	...	1	1	17	12500	5.5	2	1
53...	61	23	21	21	...	2	2	18	12500	5.1	4	2
54...	72	25	24	24	...	1	1	22	13000	6.3	3
55...	71	24	23	23	23	13000	5.7	1
56...	71	23	23	23	22	12500	5.6	1
57...	72	24	24	24	21	13000	5.1	3
58...	171	45	44	44	...	1	1	42	13500	5.5	3	3
59...	32	9	8	8	7	15000	6.1	2	1
60...	73	24	24	24	20	12000	4.8	4	1
61...	66	24	24	24	19	12000	4.9	5	93	4.6	...	1
62...	77	24	24	24	19	11500	4.7	5	103	4.0	...	1
63...	74	24	24	24	18	13500	5.4	5	104	4.0	...	1
64...	83	25	25	25	24	14000	5.9	1	1
65...	78	22	22	22	20	16500	7.0	2
66...	66	22	22	22	19	13500	5.6	3
67...	71	25	24	24	...	1	1	22	12500	5.3	3	1
68...	79	24	23	23	...	1	1	22	12500	5.1	2	3
69...	77	25	24	24	...	1	1	23	11000	5.0	2	2
70...	57	24	24	24	20	13000	4.8	4
71...	63	23	23	23	21	13500	5.3	2
72...	79	22	22	22	22	16500	6.0	1
73...	36	12	12	12	12	17000	5.9
74...	44	13	13	13	11	17500	5.4	2	1
75...	11	4
76...	4
77...	18	5	5	5	3	2

City Block Characteristics

Table 2.—CHARACTERISTICS OF HOUSING UNITS, BY BLOCKS: 1960—Con.

["Total population" contains no persons in group quarters unless preceded by asterisk; one asterisk (*) denotes less than 10 percent; two asterisks (**), 10 percent or more]

Blocks within census tracts	Total population	All housing units by condition and plumbing								Occupied housing units								
		Sound			Deteriorating			Dilapidated	Owner occupied			Renter occupied						
		Total	With all plumbing facilities	Lacking some or all facilities	Total	With all plumbing facilities	Lacking some or all facilities		Total	Average value (dollars)	Average number of rooms	Total	Average contract rent (dollars)	Average number of rooms	Occupied by non-white	1.01 or more persons per room		
78...	25	8	8	8	7	15000	4.9	1
79...	46	14	14	14	2	11	95	4.1
80...	41	10	9	9	...	1	1	7	13000	5.0	3	1
81...	53	15	15	15	15	13000	5.2	1
82...	44	12	11	11	...	1	1	8	11500	4.6	4	1
83...	6	1	1
40-A....	*6478	2286	2243	2210	33	38	26	12	...	5	1483	17500	6.2	665	95	3.7	4	81
1...	56	13	13	11	2	11	21000	5.8	2	4	1
2...	4	2
4...	2	1
6...	36	11	10	10	9	15000	5.8	2
7...	24	10	8	8	...	2	...	2	...	6	...	5.7	2
8...	17	6	6	6	6	21000	5.7
9...	75	26	25	25	...	1	1	21	12000	5.5	4
10...	45	19	18	18	...	1	1	5	...	4.8	12	94	4.0
11...	82	24	24	24	22	13000	5.0	2
12...	77	26	26	26	21	12000	5.8	5	85	4.2
13...	89	24	24	24	21	10500	5.1	3
14...	89	29	29	29	17	15000	5.6	12	112	4.6
15...	74	19	19	19	12	24000	7.3	6	157	6.8	1
16...	111	40	40	40	6	...	4.0	34	96	4.0
21...	24	9	9	9	7	15000	5.3
22...	22	6	6	6	4	2
23...	30	10	9	9	6	...	4.7	4
24...	8	4
25...	13	4
26...	21	6	6	6	6	25000	5.8
27...	15	7	7	7	7	27000	7.3
28...	29	12	12	12	12	18500	6.8
29...	44	16	16	16	14	19500	5.9	2
30...	50	18	18	18	16	17500	5.8	2
31...	**103	29	29	29	10	18000	5.7	19	90	3.8	1
32...	**97	23	23	23	10	13500	5.4	13	83	3.7
33...	114	60	60	58	2	10	17500	5.5	42	116	2.8	4
34...	*86	57	57	53	4	6	19500	5.5	50	76	2.9
35...	19	7	7	7	4	3	1
36...	98	37	33	33	...	4	1	3	...	18	14500	5.4	19	80	3.9	3
37...	53	27	23	23	...	4	4	16	14500	5.9	9	66	3.1
38...	105	46	46	41	5	12	18500	7.9	32	98	3.2	6
39...	79	36	36	36	11	15500	6.1	25	94	3.4
40...	57	21	21	21	19	18000	7.2	1
41...	48	16	16	16	16	26000	7.0	1
42...	49	14	14	14	14	31000	7.3
43...	24	7	7	7	7	32000	7.4
47...	2	4
48...	33	9	9	9	9	34000	9.2
49...	7	2
50...	37	13	13	13
51...	42	19	19	19	13	37000	7.4
52...	21	13	13	13	...	1	13	23000	7.5	4
54...	61	20	19	19	...	7	1	6	...	11	20000	6.9	10	61	3.3	4
55...	*66	15	15	15	...	1	1	14	20000	7.1	5	...	4.6
56...	90	43	43	36	7	15	21000	8.0
57...	138	72	72	72	13	17000	6.7	28	83	3.0	1	2	...
58...	46	27	27	27	6	...	5.7	65	74	3.4	2	5	...
59...	91	37	37	36	1	10	26000	7.6	15	175	3.1
60...	50	18	18	18	11	24000	9.0	23	102	2.9
61...	68	17	17	17	16	22000	7.4	2
63...	52	16	16	16	13	21000	7.7	4	1
64...	70	19	17	17	14	20000	7.9	1	1
65...	50	15	15	15	15	20000	7.4	4
66...	53	15	15	15	15	21000	7.1
67...	48	14	14	14	15	25000	6.7	1
68...	41	10	10	10	14	26000	7.3
69...	56	13	13	13	10	36000	9.0
70...	3	1	11	34000	7.2	1	1
71...	13	4
72...	91	28	28	28
73...	129	36	36	36	21	17500	6.0	5	...	4.6	1
74...	26	9	9	9	34	29000	7.1	2
75...	28	10	10	10	9	21000	6.2
76...	30	10	10	10	10	21000	6.3
77...	31	10	10	10	9	18500	6.3	1
78...	67	21	21	21	9	18500	6.3
79...	35	10	10	10	21	18000	6.6
80...	73	22	22	22	6	15500	5.5	4
81...	69	22	22	22	18	14000	6.1	3
82...	84	30	27	22	20	16500	6.6	2	1
83...	64	21	21	21	3	3	2	1	...	22	14500	5.8	7	66	3.9
84...	25	8	8	8	14	13500	5.2	5	98	5.6	1
85...	132	62	62	62	6	21000	7.0	2
86...	58	25	23	22	1	2	2	29	13500	5.6	28	104	3.6	2
87...	60	23	23	23	12	10000	4.3	13	79	3.7
88...	76	25	23	23	20	12000	5.0	2	1
89...	58	21	20	22	1	2	2	21	9500	5.1	4	1
90...	67	23	20	20	...	1	1	14	11000	5.1	6	78	5.0	2
										22	11000	5.6	1	1	...

Table 2.—CHARACTERISTICS OF HOUSING UNITS, BY BLOCKS: 1960—Con.

["Total population" contains no persons in group quarters unless preceded by asterisk; one asterisk (*) denotes less than 10 percent; two asterisks (**), 10 percent or more]

Blocks within census tracts	Total population	All housing units by condition and plumbing									Occupied housing units							
		Sound			Deteriorating			Dilapidated	Owner occupied			Renter occupied			Occupied by non-white	1.01 or more persons per room		
		Total	With all plumbing facilities	Lacking some or all facilities	Total	With all plumbing facilities	Lacking some or all facilities		Total	Average value (dollars)	Average number of rooms	Total	Average contract rent (dollars)	Average number of rooms				
							With flush toilet										No flush toilet	
91...	70	25	23	23	...	2	2	22	12000	5.8	2
92...	31	11	11	11	9	13000	5.6	1
93...	80	24	24	24	21	12500	6.0	3	1
94...	72	23	23	23	22	13000	5.8	1
95...	68	24	24	22	2	22	13500	5.9	1	1
96...	77	22	22	22	21	13000	6.2	1	1
97...	78	22	22	22	20	13500	5.7	2
98...	171	141	141	141	33	25000	6.6	30	150	2.4	...	3
99...	45	12	12	12	10	15000	5.5	2	2
100...	73	18	18	18	15	15500	5.5	3	3
101...	57	17	17	17	15	15000	6.2	2	1
102...	69	18	18	18	17	13000	6.0	1	3
103...	73	23	23	23	19	12000	4.9	3	3
104...	46	15	15	15	15	14500	6.3
105...	55	19	19	19	13	13000	5.8	6	86	4.7	...	1
106...	72	24	24	24	23	12000	5.3	1
107...	80	24	23	23	...	1	1	15	13000	5.3	9	88	4.1	...	1
108...	59	19	19	16	3	17	11000	4.9	2
109...	80	25	24	23	1	1	1	19	13000	5.5	5	74	3.6	...	4
110...	66	20	18	17	1	2	2	8	12000	6.3	11	76	3.5	...	5
111...	42	13	12	12	...	1	1	10	16500	6.7	2	1
112...	70	20	20	20	16	17500	7.6	4
113...	33	11	10	10	...	1	1	11	17500	5.7	1
114...	33	11	10	10	...	1	1	7	13500	5.1	3
115...	28	10	10	10	10	16500	6.6
116...	33	10	10	10	9	13500	5.8	1
117...	9	4
118...	56	14	14	14	14	19000
119...	100	24	24	24	22	14000	5.8	2	1
120...	80	24	24	24	20	14000	5.3	4	1
121...	82	24	24	24	22	13000	5.5	2
122...	20	5	5	5	5	22000	7.4
123...	106	28	28	28	25	16500	6.0	3	2
40-B...	3893	1119	1118	1118	...	1	1	1038	29000	6.8	36	122	4.8	...	11
1...	30	10	10	10	8	13500	5.0	2	1
2...	63	23	23	23	22	13000	4.9	1
3...	73	22	22	22	22	14500	5.5	1
4...	76	21	21	21	19	17500	6.3	2	1
5...	59	19	19	19	18	17500	6.2	1
6...	29	8	8	8	8	18000	6.0
7...	76	23	23	23	21	14000	4.6	2	2
8...	30	9	9	9	6	16500	5.3	3
9...	14	4
10...	21	6	6	6	5	14500	4.4	1
11...	73	23	23	23	21	14500	4.5	2	1
12...	88	27	27	27	25	15500	5.2	1
13...	73	22	22	22	20	23000	5.9	1
14...	17	6	6	6	6	13000	4.2
15...	20	7	7	7	6	36000	6.3
16...	29	8	8	8	7	35000	7.0
17...	19	8	8	8	4
18...	4	11	11	11	2
19...	5	1
20...	38	12	12	12	8	34000	7.1
21...	20	10	10	10	5	37000	7.8
22...	4	1
24...	61	17	17	17	17	34000	7.7
25...	103	28	28	28	27	35000	7.6
26...	98	29	29	29	26	34000	7.2	1
28...	37	12	12	12	10	36000	8.1
29...	75	18	18	18	17	35000	7.1
30...	28	8	8	8	7	36000	7.1
31...	60	15	15	15	14	42000	9.4
32...	79	22	22	22	21	41000	7.9
33...	81	20	20	20	20	40000	7.7
34...	67	16	16	16	16	29000	8.1
35...	82	20	20	20	19	40000	7.4
36...	65	20	20	20	18	36000	7.7	1
37...	65	16	16	16	16	20000	6.7
38...	61	24	24	24	21	19000	5.5	2
39...	48	12	12	12	12	37000	8.6
40...	86	22	22	22	21	32000	7.1	1
41...	91	24	24	24	22	17500	6.1	2
42...	64	22	22	22	22	27000	6.3
43...	17	4
44...	107	27	27	27	26	30000	7.3
45...	46	13	13	13	12	18500	6.6	1
46...	46	10	10	10	10	17000	6.0
47...	43	12	12	12	12	17500	6.0
48...	136	39	39	39	37	18500	5.8	2	1
49...	99	28	28	28	26	18500	6.0	1
50...	79	24	24	24	22	14500	5.2	2
51...	65	19	18	18	...	1	1	13	15500	6.0	5	120	4.6	...	2
52...	47	15	15	15	15	20000	5.5
53...	123	36	36	36	34	37000	7.6	1

City Block Characteristics

Table 2.—CHARACTERISTICS OF HOUSING UNITS, BY BLOCKS: 1960—Con.

["Total population" contains no persons in group quarters unless preceded by asterisk; one asterisk (*) denotes less than 10 percent; two asterisks (**), 10 percent or more]

Blocks within census tracts	Total population	All housing units by condition and plumbing									Occupied housing units							
		Sound				Deteriorating					Owner occupied			Renter occupied			Occupied by non-white	1.01 or more persons per room
		Total	Total	With all plumbing facilities	Lacking some or all facilities	Total	With all plumbing facilities	Lacking some or all facilities		Dilapidated	Total	Average value (dollars)	Average number of rooms	Total	Average contract rent (dollars)	Average number of rooms		
								With flush toilet	No flush toilet									
54...	31	9	9	9	***	***	***	***	***	9	42000	7.7	***	***	***	***	***	
55...	22	5	5	5	***	***	***	***	***	5	42000	7.8	***	***	***	***	***	
56...	40	12	12	12	***	***	***	***	***	12	42000	8.2	***	***	***	***	***	
57...	25	7	7	7	***	***	***	***	***	7	42000	7.1	***	***	***	***	***	
58...	66	15	15	15	***	***	***	***	***	15	42000	8.7	***	***	***	***	***	
59...	71	17	17	17	***	***	***	***	***	17	39000	7.8	***	***	***	***	***	
60...	81	21	21	21	***	***	***	***	***	21	40000	7.2	***	***	***	***	1	
61...	65	20	20	20	***	***	***	***	***	19	40000	7.8	***	***	***	***	***	
62...	31	10	10	10	***	***	***	***	***	10	40000	8.0	***	***	***	***	***	
63...	41	13	13	13	***	***	***	***	***	13	40000	7.8	***	***	***	***	***	
64...	75	19	19	19	***	***	***	***	***	19	39000	7.5	***	***	***	***	***	
65...	75	21	21	21	***	***	***	***	***	21	38000	7.3	***	***	***	***	***	
66...	34	9	9	9	***	***	***	***	***	8	42000	9.3	***	***	***	***	***	
67...	35	8	8	8	***	***	***	***	***	8	40000	8.1	***	***	***	***	***	
68...	34	10	10	10	***	***	***	***	***	10	40000	8.6	***	***	***	***	1	
69...	29	7	7	7	***	***	***	***	***	7	42000	8.7	***	***	***	***	***	
70...	50	18	18	18	***	***	***	***	***	17	40000	7.3	***	***	***	***	***	
71...	22	7	7	7	***	***	***	***	***	7	42000	7.1	***	***	***	***	***	
72...	87	23	23	23	***	***	***	***	***	23	40000	7.4	***	***	***	***	***	
73...	59	15	15	15	***	***	***	***	***	15	38000	7.7	***	***	***	***	***	
40-D...	1215	312	312	312	***	***	***	***	***	292	31000	7.3	3	***	***	1	1	
1...	98	21	21	21	***	***	***	***	***	21	24000	7.1	***	***	***	1	1	
2...	101	24	24	24	***	***	***	***	***	23	26000	7.5	1	***	***	***	***	
3...	84	20	20	20	***	***	***	***	***	20	24000	6.9	***	***	***	***	***	
4...	63	16	16	16	***	***	***	***	***	16	23000	6.2	***	***	***	***	1	
5...	21	5	5	5	***	***	***	***	***	5	24000	6.8	***	***	***	***	***	
6...	1	***	***	***	***	***	***	***	***	***	***	***	***	***	***	***	***	
7...	33	8	8	8	***	***	***	***	***	7	40000	7.3	***	***	***	***	***	
8...	30	10	10	10	***	***	***	***	***	6	40000	7.2	2	***	***	***	***	
9...	49	15	15	15	***	***	***	***	***	13	42000	8.4	***	***	***	***	***	
10...	52	13	13	13	***	***	***	***	***	13	40000	6.9	***	***	***	***	***	
11...	46	11	11	11	***	***	***	***	***	11	24000	6.9	***	***	***	***	***	
12...	64	13	13	13	***	***	***	***	***	13	24000	7.0	***	***	***	***	***	
13...	29	10	10	10	***	***	***	***	***	8	40000	8.0	***	***	***	***	***	
14...	42	11	11	11	***	***	***	***	***	11	42000	7.2	***	***	***	***	***	
15...	33	11	11	11	***	***	***	***	***	11	40000	7.2	***	***	***	***	***	
16...	56	17	17	17	***	***	***	***	***	15	42000	8.3	***	***	***	***	***	
17...	65	15	15	15	***	***	***	***	***	15	25000	7.3	***	***	***	***	***	
18...	88	22	22	22	***	***	***	***	***	22	23000	6.6	***	***	***	***	***	
19...	34	13	13	13	***	***	***	***	***	9	42000	8.2	***	***	***	***	***	
20...	22	6	6	6	***	***	***	***	***	5	39000	7.2	***	***	***	***	***	
21...	48	12	12	12	***	***	***	***	***	12	27000	6.8	***	***	***	***	***	
22...	44	11	11	11	***	***	***	***	***	11	29000	7.4	***	***	***	***	***	
23...	19	6	6	6	***	***	***	***	***	4	***	***	***	***	***	***	***	
24...	28	6	6	6	***	***	***	***	***	6	27000	8.3	***	***	***	***	***	
25...	22	6	6	6	***	***	***	***	***	6	42000	7.3	***	***	***	***	***	
26...	44	9	9	9	***	***	***	***	***	9	42000	9.2	***	***	***	***	***	
40-C1...	7020	1900	1896	1896	***	4	4	***	***	1665	15000	5.7	220	120	5.1	***	101	
1...	259	74	74	74	***	***	***	***	***	60	13000	5.6	13	114	5.4	***	3	
2...	61	17	17	17	***	***	***	***	***	13	12000	5.4	4	***	***	1	1	
3...	120	33	33	33	***	***	***	***	***	25	12500	5.6	8	121	5.6	***	1	
4...	127	33	33	33	***	***	***	***	***	25	13000	5.5	8	113	4.8	***	1	
5...	119	36	36	36	***	***	***	***	***	28	13000	5.2	7	106	4.9	***	2	
6...	54	16	16	16	***	***	***	***	***	13	12000	5.2	3	***	***	1	1	
7...	95	27	27	27	***	***	***	***	***	22	13000	5.3	4	***	***	2	2	
8...	111	28	28	28	***	***	***	***	***	26	13000	5.2	2	***	***	3	3	
9...	118	29	29	29	***	***	***	***	***	21	14000	5.6	8	106	5.0	***	2	
10...	125	37	37	37	***	***	***	***	***	34	12500	5.2	2	***	***	1	1	
11...	95	27	27	27	***	***	***	***	***	25	13500	5.7	2	***	***	***	***	
14...	68	20	20	20	***	***	***	***	***	18	13500	5.1	1	***	***	***	1	
15...	68	19	19	19	***	***	***	***	***	17	12000	4.6	2	***	***	***	3	
16...	55	18	18	18	***	***	***	***	***	17	12500	4.9	1	***	***	***	***	
17...	112	33	33	33	***	***	***	***	***	27	13500	5.1	6	120	5.0	***	1	
18...	130	39	39	39	***	***	***	***	***	35	12500	5.2	3	***	***	***	***	
19...	126	41	41	41	***	***	***	***	***	31	12000	4.7	8	104	4.4	***	3	
20...	105	29	29	29	***	***	***	***	***	25	13000	5.0	4	***	***	***	1	
21...	179	46	46	46	***	***	***	***	***	42	14000	5.5	4	***	***	***	2	
22...	109	30	30	30	***	***	***	***	***	23	12500	5.2	7	125	5.1	***	3	
23...	68	17	17	17	***	***	***	***	***	15	12500	5.3	2	***	***	***	3	
24...	9	3	3	3	***	***	***	***	***	***	***	***	***	***	***	***	1	
25...	55	13	13	13	***	***	***	***	***	13	13000	5.7	***	***	***	***	2	
26...	40	12	12	12	***	***	***	***	***	12	13500	5.0	***	***	***	***	2	
27...	121	33	33	33	***	***	***	***	***	28	12000	5.1	5	115	5.2	***	2	
28...	136	35	35	35	***	***	***	***	***	25	13000	5.2	10	120	4.8	***	6	
29...	114	33	33	33	***	***	***	***	***	27	12500	5.4	6	126	5.7	***	1	
30...	116	38	38	38	***	***	***	***	***	31	12500	5.3	6	136	5.2	***	1	
31...	111	29	29	29	***	***	***	***	***	22	12500	5.3	7	114	4.9	***	4	
32...	125	29	29	29	***	***	***	***	***	27	13000	5.5	2	***	***	***	4	
33...	60	17	17	17	***	***	***	***	***	15	12500	5.1	2	***	***	***	1	
34...	33	8	8	8	***	***	***	***	***	7	14000	6.3	1	***	***	***	***	
35...	118	30	30	30	***	***	***	***	***	24	17500	6.8	5	***	5.0	***	***	
36...	120	31	31	31	***	***	***	***	***	25	13500	5.2	6	119	4.7	***	2	
38...	18	5	5	5	***	***	***	***	***	5	20000	6.6	***	***	***	***	***	
39...	18	5	5	5	***	***	***	***	***	5	20000	6.6	***	***	***	***	***	
40...	48	13	13	13	***	***	***	***	***	5	26000	7.2	***	***	***	***	***	
										13	20000	6.1	***	***	***	***	***	

Table 2.—CHARACTERISTICS OF HOUSING UNITS, BY BLOCKS: 1960—Con.

["Total population" contains no persons in group quarters unless preceded by asterisk; one asterisk (*) denotes less than 10 percent; two asterisks (**), 10 percent or more]

Blocks within census tracts	Total population	All housing units by condition and plumbing								Occupied housing units								
		Sound				Deteriorating				Dilapidated	Owner occupied			Renter occupied			Occupied by non-white	1.01 or more persons per room
		Total	With all plumbing facilities	Lacking some or all facilities	Total	With all plumbing facilities	Lacking some or all facilities		Total		Average value (dollars)	Average number of rooms	Total	Average contract (dollars)	Average number of rooms			
					With flush toilet	No flush toilet												
41...	25	7	7	7	7	16000	6.0	
42...	16	5	5	5	4	1	
43...	49	13	13	13	11	19000	6.3	2	
44...	58	13	13	13	11	16500	5.6	2	
45...	7	2	2	
46...	47	13	13	13	13	18500	5.5	
47...	50	13	13	13	12	18000	6.1	1	1	
48...	61	13	13	13	12	17000	6.1	1	3	
49...	8	3	
50...	28	7	7	7	6	18000	6.8	1	
51...	59	15	14	14	...	1	1	14	20000	6.9	1	
52...	91	24	24	24	17	13000	5.2	7	119	4.7	
53...	89	24	24	24	23	12500	5.2	1	
54...	92	25	25	25	22	13000	4.9	3	2	
55...	88	26	26	26	22	12500	5.0	3	4	
56...	88	26	26	26	24	12500	5.0	2	2	
57...	92	26	26	26	23	12500	5.7	3	
58...	109	26	26	26	25	13500	6.0	1	1	
59...	103	24	24	24	24	14000	5.8	2	
60...	172	38	38	38	35	20000	7.1	1	3	
61...	37	10	10	10	10	18000	6.6	
62...	53	12	12	12	12	20000	6.7	
63...	49	11	11	11	11	20000	7.4	1	
64...	66	16	16	16	16	20000	6.8	
65...	114	25	25	25	24	19000	6.3	1	2	
66...	44	12	11	11	...	1	1	11	16500	5.8	
67...	39	10	10	10	8	14000	6.0	2	1	
68...	143	37	37	37	35	13500	6.4	2	
69...	153	38	38	38	38	13500	6.7	2	
70...	148	40	40	40	35	13000	5.9	4	1	
71...	68	16	16	16	15	13000	5.5	1	
72...	60	18	18	18	14	12500	5.3	4	2	
73...	65	18	18	18	14	12500	4.9	4	
74...	73	20	20	20	17	12500	4.9	3	1	
75...	70	20	20	20	17	12000	4.5	3	2	
76...	77	20	20	20	19	12500	4.9	1	3	
77...	81	24	24	24	22	12000	4.8	2	2	
78...	52	16	16	16	15	13500	4.8	1	1	
79...	73	20	20	20	18	13500	4.8	2	1	
80...	63	17	16	16	...	1	1	17	22000	6.9	2	
81...	39	9	9	9	7	18500	5.9	2	
82...	60	19	19	19	19	18500	6.4	
83...	53	14	14	14	14	27000	6.9	
84...	51	12	11	11	...	1	1	11	26000	8.0	1	1	
85...	37	13	13	13	11	20000	7.3	1	
86...	52	15	15	15	15	22000	6.7	
87...	37	12	12	12	12	25000	6.3	
88...	38	12	12	12	11	30000	7.8	1	
89...	53	14	14	14	13	22000	6.7	1	2	
90...	53	16	16	16	15	24000	7.0	1	
91...	63	15	15	15	15	27000	7.1	
92...	9	3	
93...	59	15	15	15	13	26000	6.8	2	2	
94...	8	4	
95...	4	1	
41-A...	*9282	2612	2589	2588	1	19	19	4	1450	16000	5.6	1081	111	4.3	95	183
17...	1	2
18...	4	1
47...	2	1
49...	4	1
68...	15	4
73...	3	2
76...	6	1
79...	1	1
80...	...	1
84...	9	4
85...	24	7	3	4	1
86...	77	27	27	27	9	13500	5.7	18	92	3.6	...	3	...
87...	100	26	26	26	24	14000	5.2	1	2	...
88...	81	22	22	22	16	14000	5.1	6	104	4.5	...	1	...
89...	85	24	24	24	17	14000	5.0	6	97	4.3	1
90...	78	22	22	22	18	15000	6.2	4	1
91...	91	23	23	23	19	14500	5.5	4	1	...
92...	51	20	20	20	3	15	132	4.5
93...	109	30	30	30	14	21000	6.5	15	122	4.3	1	...	3
94...	96	30	30	30	18	14500	5.6	10	103	4.1	2
95...	111	30	30	30	15	15500	5.8	15	101	4.2	4
96...	91	27	27	27	20	12500	4.6	6	102	4.7	1	...	1
97...	86	26	26	26	23	14500	5.4	3
98...	79	21	21	21	19	17000	6.3
99...	108	29	29	29	26	18000	6.3	3	1	...	1
100...	103	27	27	27	19	17500	5.8	8	99	4.1	2
101...	129	51	51	51	6	...	4.2	42	97	3.8	1
102...	116	48	48	48	9	...	4.2	36	107	4.1	1
103...	110	32	29	29	...	2	2	15	17500	5.3	17	105	4.1	1	...	4

City Block Characteristics

Table 2.—CHARACTERISTICS OF HOUSING UNITS, BY BLOCKS: 1960—Con.

["Total population" contains no persons in group quarters unless preceded by asterisk; one asterisk (*) denotes less than 10 percent; two asterisks (**), 10 percent or more]

Blocks within census tracts	Total population	All housing units by condition and plumbing									Occupied housing units						
		Total	Sound			Deteriorating			Dilapidated	Owner occupied			Renter occupied			1.01 or more persons per room	
			Total	With all plumbing facilities	Lacking some or all facilities	Total	With all plumbing facilities	Lacking some or all facilities		Total	Average value (dollars)	Average number of rooms	Total	Average contract rent (dollars)	Average number of rooms		Occupied by non-white
104...	90	32	32	32	9	...	5.7	22	116	4.6	1	...
105...	137	44	44	44	12	21000	5.4	32	114	4.5	...	2
106...	129	24	24	24	22	13500	5.5	2	1	7
107...	114	27	27	26	1	20	13500	5.4	7	107	4.4	...	3
108...	118	22	22	22	15	13500	5.6	...	120	5.0	1	7
109...	103	24	24	24	22	16500	6.1	2
110...	105	25	25	25	24	17500	6.1	1
111...	91	25	25	25	23	14500	5.0	1	6	4
112...	86	24	24	24	19	11500	4.3	5	107	4.0	...	5
113...	110	32	32	32	8	18500	5.5	23	108	4.3	1	4
114...	96	26	26	26	18	16000	5.9	7	114	4.0	...	2
115...	96	27	27	27	16	20000	6.7	11	110	4.5	...	2
116...	93	30	30	30	21	16000	5.7	8	98	4.6
117...	97	26	26	26	18	17500	6.3	8	99	4.1	...	3
118...	123	28	28	28	21	16500	6.6	7	111	5.0	...	5
119...	95	23	23	23	20	18000	6.3	3	2	1
121...	94	30	30	30	12	17000	5.9	15	109	4.7	1	2
122...	111	39	38	38	1	1	14	12000	4.4	24	109	4.4
123...	81	24	24	24	19	15000	5.6	5	...	5.6	1	1
124...	90	26	26	26	17	20000	6.1	7	111	4.1
125...	27	10	10	10	10	28000	6.8
126...	87	22	22	22	16	15000	5.9	5	117	5.0	...	2
127...	76	22	22	22	19	14500	5.9	3	1
128...	77	22	22	22	17	14000	5.1	4	2	1
129...	96	30	30	30	15	12000	4.7	14	100	4.1	...	1
130...	99	31	31	31	16	14000	5.0	15	97	4.1	...	3
131...	40	11	11	11	8	13500	6.3	2
134...	8	3
137...	**528
147...	61	24	24	24	9	...	4.0	14	115	4.0	...	2
148...	50	19	18	18	1	3	16	100	3.9
149...	85	22	21	21	10	18500	6.2	11	132	5.5	...	3
150...	134	36	34	34	2	2	11	16000	5.8	24	135	4.2	...	4
151...	101	28	28	28	9	13500	5.0	18	125	4.1	...	3
152...	102	31	31	31	19	15500	5.5	11	106	4.6
153...	73	25	25	25	16	14000	4.6	8	117	4.5	...	2
154...	108	35	35	35	17	14000	5.4	17	102	4.1	1	1
155...	87	24	24	24	18	13500	5.7	6	119	5.2	...	1
156...	90	25	25	25	20	13000	4.7	5	108	4.2	...	3
157...	100	27	27	27	16	13500	5.4	11	105	4.2	1	4
158...	80	25	25	25	20	13500	5.1	3	2
159...	78	24	24	24	21	13000	5.0	1	2
160...	93	28	28	28	19	14000	5.4	9	110	4.1	...	3
161...	36	10	10	10	9	22000	6.1	1
162...	25	9	9	9	9	24000	6.9
163...	74	21	21	21	17	18500	6.1	4
164...	79	22	22	22	18	17500	6.9	3
165...	92	25	25	25	22	13000	5.6	2
166...	96	33	33	33	19	16500	5.8	10	144	4.1
167...	83	25	25	25	19	11500	4.2	6	108	4.3	...	1
168...	91	26	26	26	17	15500	5.2	9	96	4.0	...	4
169...	137	40	40	40	18	27000	6.4	21	127	4.5	2	3
170...	98	31	31	31	20	19000	6.8	9	106	4.4	...	1
171...	100	27	27	27	15	16000	5.7	12	133	5.2	...	2
172...	148	39	39	39	11	28000	5.6	28	132	4.7	2	6
173...	92	29	29	29	3	24	120	4.7	...	2
174...	117	37	37	37	12	26000	7.2	25	125	4.3	...	1
175...	108	27	27	27	26	15000	5.7	1	2
176...	89	33	33	33	10	15000	4.7	20	96	4.2	...	1
179...	35	9	9	9	7	16000	7.3	2	1
180...	43	16	16	16	14	16000	4.9	2	1
181...	43	14	14	14	12	15000	5.2	2	1
182...	44	16	16	16	13	14000	4.7	3
184...	105	42	42	42	6	24000	5.5	33	120	4.3	2	...
185...	100	25	25	25	20	16000	6.7	5	114	4.2	1	1
186...	90	23	22	22	...	1	1	10	20000	5.5	13	103	4.8	5	3
187...	44	20	20	20	4	15	103	4.0	2	...
188...	73	25	25	25	4	20	131	4.4
189...	75	29	29	29	5	21000	4.6	24	110	4.1	2	...
191...	107	40	40	40	2	33	114	4.4	...	1
194...	4	1
195...	35	10	10	10	5	15500	4.4	5	141	4.2	...	2
196...	58	15	15	15	5	12500	4.2	10	114	4.9	...	2
197...	35	11	10	10	7	12500	5.6	4	4
198...	142	43	43	43	...	1	1	6	10500	4.8	37	91	4.0	3	1
199...	57	14	14	14	12	9000	4.2	2	2	5
200...	65	18	18	18	15	10000	4.7	3	1	5
201...	45	14	14	14	13	10000	4.3	1	2	1
203...	130	42	42	42	19	15500	6.3	20	107	4.4	7	2
204...	40	13	11	11	...	1	1	...	1	11	10000	4.8	1	4	...
205...	63	20	20	20	7	15000	6.0	11	101	4.3	1	2
206...	135	46	42	42	...	4	4	19	16000	5.7	25	93	4.4	12	2
207...	106	35	35	35	25	15500	6.0	7	97	4.4	17	2
208...	6	6	6	6	4	1	1
209...	5	1
210...	13	8	8	8	2	5	78	3.6

Table 2.—CHARACTERISTICS OF HOUSING UNITS, BY BLOCKS: 1960—Con.

["Total population" contains no persons in group quarters unless preceded by asterisk: one asterisk (*) denotes less than 10 percent; two asterisks (**), 10 percent or more]

Blocks within census tracts	Total population	All housing units by condition and plumbing								Occupied housing units								
		Total	Sound			Deteriorating			Dilapidated	Owner occupied			Renter occupied			Occupied by non-white	1.01 or more persons per room	
			Total	With all plumbing facilities	Lacking some or all facilities	Total	With all plumbing facilities	Lacking some or all facilities		Total	Average value (dollars)	Average number of rooms	Total	Average contract rent (dollars)	Average number of rooms			
							With flush toilet	No flush toilet										
41-B...	*7044	2199	2084	2078	6	115	115	1889	15500	6.7	273	106	5.3	90	52
1...	64	18	18	18	18	15000	5.9	2	...
2...	64	18	18	18	18	14500	6.0
3...	60	16	16	16	10	14500	5.9	6	102	4.7	...	1
4...	57	19	19	19	17	20000	6.0	2	2	...
5...	63	17	17	17	15	19500	5.9	2	3
6...	73	20	20	20	18	19000	6.0	2	1	1
7...	58	20	20	20	19	13500	5.2	1	2	...
8...	97	25	24	24	...	1	1	19	15000	6.4	6	90	4.0	3	2
9...	62	22	17	17	...	5	5	21	15000	5.6	1	2	
10...	71	20	16	16	...	4	4	19	16500	7.1	1	9	1
11...	75	21	16	16	...	5	5	20	15500	7.2	1	6	...
12...	68	21	20	20	...	1	1	20	16500	7.4	1	4	...
13...	61	20	18	18	...	2	2	19	19000	7.7	1	1	...
14...	51	18	15	15	...	3	3	18	17500	7.9	2	...
15...	63	23	19	19	...	4	4	15	20000	7.1	8	120	5.4	1	...
16...	**61	15	14	14	...	1	1	12	19000	8.3	3
17...	76	24	17	17	...	7	7	22	15500	6.7	2	5	...
18...	77	22	13	13	...	9	9	20	16000	7.5	1	4	...
19...	86	23	10	10	...	13	13	23	14500	7.2	3	...
20...	69	23	12	12	...	11	11	20	14000	6.8	2	4	...
21...	89	24	12	12	...	12	12	20	13500	6.5	4	1	...
22...	72	22	8	8	...	14	14	22	15500	7.5	10	...
23...	78	23	19	19	...	4	4	22	15500	6.5	3	3	1
24...	78	24	24	24	22	13000	5.1	1	2
25...	85	23	23	23	20	14500	5.8	3
26...	90	24	24	24	20	16000	6.2	3	4	2
27...	67	22	22	22	20	17000	5.7	2
28...	56	20	20	20	17	15000	5.2	2	1
29...	61	23	23	23	20	15000	4.8	3
30...	74	23	23	23	23	14000	5.9	1	...
31...	79	23	23	23	18	15000	5.4	5	...	5.4	...	1
32...	67	22	22	22	18	20000	5.8	4
33...	61	21	21	21	17	18500	6.5	3
34...	74	20	20	20	17	20000	7.5	2
35...	59	22	22	22	21	20000	8.0
36...	50	12	12	12	12	22000	7.8	1
37...	37	10	10	10	7	17500	6.3	3	1
38...	77	21	21	21	16	18000	6.5	3	1
39...	77	21	21	21	24	14000	6.7	2	3
40...	*89	26	26	26	17	14000	5.9	5	92	6.0	3	...
41...	71	23	23	23	21	13000	6.2	4	1
42...	80	25	24	24	...	1	1	21	16000	6.2	3	2
43...	87	24	19	19	...	5	5	22	15000	6.5	2	3
44...	94	24	24	22	2	20	15000	6.6	5	...	6.0	2	...
45...	85	25	25	25	21	13500	5.9	3
46...	*79	24	24	24	23	14500	6.7	2	5
47...	80	25	25	25	10	15000	7.4	3
48...	28	13	12	12	...	1	1	22	15500	7.1	1	2
49...	88	24	23	23	...	1	1	15	13500	6.3	5	116	6.2	2	1
50...	62	21	21	21	19	13000	6.6	3
51...	68	23	22	22	...	1	1	19	14000	6.5	4
52...	73	23	22	22	20	14000	6.7	2
53...	65	24	24	24	21	14000	6.8	6	228	6.3
54...	80	27	26	26	...	2	2	22	14000	7.0	3
55...	88	25	23	23	...	2	2	20	13000	6.0	4	1
56...	65	24	22	22	...	2	2	24	13500	6.6	3
57...	97	27	27	27	22	13500	6.7	5	106	6.8
58...	92	27	27	27	22	15500	7.3	2
59...	73	24	24	24	23	16500	7.9	1	1
60...	83	24	24	24	22	16000	7.0
61...	79	25	25	25	23	16000	6.1	1
62...	70	24	24	24	22	15500	6.7	1
63...	78	23	23	23	20	16000	6.7
64...	70	20	20	20	18	14500	6.1	4
65...	58	23	23	23	25	15000	6.2	3	1
66...	77	28	28	28	...	1	1	24	14500	6.2	3	1
67...	79	27	26	26	...	1	1	23	15000	6.3	1
68...	66	24	23	23	...	1	1	17	13500	6.5	3	1
69...	57	20	19	19	...	1	1	29	14000	6.1	1
70...	86	29	28	28	...	1	1	16	16500	7.5	3
71...	63	20	20	20	18	14500	7.2	2	1
72...	70	21	21	21	24	13000	7.1	5	102	4.8
73...	106	29	29	29	20	15500	7.5	8	89	6.0	1	...
74...	103	30	30	30	26	13000	7.0	4
75...	84	28	28	28	20	15000	7.5	5	88	4.4	...	2
76...	86	30	30	28	2	23	15000	7.2	4	1
77...	83	26	26	26	19	14000	6.8	6	82	4.3
78...	77	27	27	27	22	14000	7.5	2
79...	84	27	27	27	13	22000	7.9	2	1
80...	54	24	24	24	17	15000	6.7	2
81...	84	17	17															

Table 2.—CHARACTERISTICS OF HOUSING UNITS, BY BLOCKS: 1960—Con.

["Total population" contains no persons in group quarters unless preceded by asterisk; one asterisk (*) denotes less than 10 percent; two asterisks (**), 10 percent or more]

Blocks within census tracts	Total population	All housing units by condition and plumbing								Occupied housing units								
		Total	Sound			Deteriorating			Dilapidated	Owner occupied			Renter occupied					
			Total	With all plumbing facilities	Lacking some or all facilities	Total	With all plumbing facilities	Lacking some or all facilities		Total	Average value (dollars)	Average number of rooms	Total	Average contract rent (dollars)	Average number of rooms	Occupied by non-white	1.01 or more persons per room	
								With flush toilet										No flush toilet
88...	87	27	27	27	21	13500	6.5	6	88	5.5	
89...	85	23	23	23	21	18000	7.5	2	
90...	78	22	22	22	18	15000	7.3	3	
91...	69	25	25	25	22	13500	6.1	2	
92...	*75	26	26	26	22	13500	6.3	4	
93...	66	26	26	26	23	14500	5.9	3	
94...	61	28	28	28	25	12500	6.0	2	
95...	88	28	28	28	24	13500	6.4	4	
96...	80	27	27	27	24	13500	6.5	3	1	
41-C...	*5930	1864	1855	1853	2	9	9	1540	16500	5.8	290	112	4.8	9	77	
1...	47	14	14	14	12	15000	5.4	2	
2...	51	16	16	16	16	13000	5.4	
3...	64	20	20	20	17	15000	5.2	2	4	
4...	64	18	18	18	17	13500	5.2	
5...	58	19	19	18	1	17	14000	5.1	1	1	
6...	51	18	18	18	16	14000	4.8	2	
7...	61	18	18	18	15	18500	6.3	3	
8...	24	7	7	7	6	32000	8.2	
9...	34	12	12	12	11	23000	6.1	1	1	
10...	57	14	14	14	11	17000	6.2	3	
11...	84	21	21	20	1	17	15500	6.1	3	2	2	
12...	79	20	20	20	16	15000	6.4	2	1	
13...	64	20	20	20	19	14000	5.4	1	
14...	58	19	19	19	17	16500	6.5	1	
15...	77	19	19	19	17	15500	6.0	2	
16...	57	17	17	17	14	15500	5.6	2	1	1	
17...	84	24	24	24	22	14500	5.0	2	2	2	
18...	70	22	22	22	21	14000	5.0	1	2	
19...	69	22	22	22	15	12500	5.7	6	123	5.2	
21...	69	22	22	22	16	15500	5.3	5	124	4.6	1	2	
22...	64	21	21	21	16	14500	6.0	4	1	2	
23...	78	20	20	20	20	14500	6.5	
24...	75	18	17	17	16	25000	7.7	2	1	...	
25...	30	9	9	9	...	1	1	7	34000	8.7	1	
26...	63	22	22	22	19	14000	5.1	3	1	
27...	55	20	20	20	18	14000	4.6	2	
28...	49	20	20	20	18	13500	4.9	2	
29...	78	22	22	22	20	13000	4.9	2	3	
30...	79	23	23	23	18	12500	4.8	5	108	4.6	...	2	
31...	*79	21	21	21	12	13000	5.4	9	102	4.8	...	1	
32...	80	23	23	23	21	14000	5.6	2	1	
33...	194	51	51	51	39	12000	5.1	12	107	4.5	1	10	
34...	166	46	46	46	36	12500	5.4	9	114	4.9	
35...	167	50	50	50	37	12500	4.8	12	102	4.6	...	6	
36...	169	42	42	42	31	12500	5.1	11	111	4.8	...	8	
37...	64	19	19	19	13	16000	6.2	6	122	4.3	...	1	
38...	61	22	22	22	19	14000	5.2	3	
39...	**63	20	20	20	18	15000	5.2	2	1	...	
40...	68	22	22	22	20	15500	5.5	2	
41...	64	19	19	19	19	17000	5.9	2	
42...	60	21	21	21	19	15000	5.1	2	
43...	18	7	7	7	7	38000	8.6	
44...	18	6	6	6	6	40000	7.7	
45...	60	16	16	16	16	31000	7.5	1	
46...	41	16	16	16	14	24000	6.3	1	
47...	63	22	21	21	...	1	1	21	16500	6.2	1	
48...	44	15	15	15	13	18000	6.3	1	1	...	
49...	54	19	19	19	16	18500	6.2	3	
50...	66	22	22	22	20	15000	5.7	2	1	
51...	53	20	20	20	17	15000	5.5	2	1	
52...	60	19	19	19	18	17500	6.4	
53...	64	25	25	25	19	15000	5.4	6	59	3.2	
54...	162	52	52	52	12	14500	4.8	38	102	4.0	...	6	
55...	139	49	49	49	5	13000	4.6	43	105	4.1	...	1	
56...	74	23	23	23	19	13500	5.3	4	1	
57...	75	24	24	24	21	14500	5.0	3	
58...	68	23	23	23	22	14500	5.3	1	1	
59...	75	22	22	22	20	18000	6.1	2	1	
60...	79	24	24	24	20	16000	5.9	4	2	
62...	51	22	22	22	18	20000	7.1	1	
63...	54	21	21	21	20	20000	7.5	1	
64...	53	17	17	17	17	24000	7.9	
65...	52	15	15	15	12	26000	6.8	2	
66...	15	6	6	6	6	40000	7.5	
67...	40	16	16	16	15	13500	4.7	1	1	
68...	50	16	16	16	12	12500	4.8	4	1	
69...	43	16	16	16	12	13500	5.1	3	
70...	48	16	16	16	15	14500	5.5	
71...	70	20	18	18	...	2	2	15	14000	5.2	5	116	4.8	...	2	
72...	42	12	9	9	...	3	3	10	14000	5.6	2	
73...	47	14	14	14	12	13500	5.3	2	
74...	50	14	13	13	...	1	1	13	14000	5.2	2	
75...	41	14	14	14	11	13500	4.8	3	1	
76...	37	14	14	14	12	14500	5.0	1	
77...	39	14	14	14	11	14500	5.2	2	
78...	42	14	14	14	14	15000	6.2	

Table 2.—CHARACTERISTICS OF HOUSING UNITS, BY BLOCKS: 1960—Con.

["Total population" contains no persons in group quarters unless preceded by asterisk; one asterisk (*) denotes less than 10 percent; two asterisks (**), 10 percent or more]

Blocks within census tracts	Total population	All housing units by condition and plumbing								Occupied housing units								
		Sound				Deteriorating				Owner occupied			Renter occupied			Occupied by non-white	1.01 or more persons per room	
		Total	With all plumbing facilities	Lacking some or all facilities	Dilapidated	Total	With all plumbing facilities	Lacking some or all facilities	Total	Average value (dollars)	Average number of rooms	Total	Average contract rent (dollars)	Average number of rooms				
79...	48	14	14	14	13	16000	6.2	1	
80...	39	14	13	13	...	1	1	13	14500	5.2	1	
81...	43	14	14	14	13	14000	5.0	1	
82...	45	14	14	14	13	14500	5.4	1	1	
83...	46	18	18	18	12	17000	5.3	6	118	4.5	
84...	38	17	17	17	11	15500	5.0	4	
85...	38	14	14	14	13	14000	4.8	1	
86...	40	14	14	14	13	14000	4.9	1	
87...	41	14	14	14	14	14000	5.2	
88...	17	5	5	5	5	33000	7.6	
89...	11	5	5	5	5	39000	7.4	
90...	44	17	17	17	16	28000	8.1	
91...	57	19	19	19	19	24000	7.8	
92...	51	17	17	17	16	30000	8.1	1	
93...	57	21	21	21	20	21000	6.9	1	
94...	71	22	22	22	22	21000	7.5	
95...	74	23	23	23	20	16500	6.9	3	
96...	68	22	22	22	21	14500	6.0	1	
97...	87	22	22	22	22	14500	7.2	1	
42-A...	*6203	2050	2000	1989	11	49	47	2	...	1	1448	19000	7.2	564	102	4.7	3	35
1...	82	31	31	29	2	23	14000	6.0	7	78	4.6
2...	73	22	22	21	1	20	14000	6.7	1
3...	74	21	21	21	19	15000	6.4	2
4...	94	26	26	26	20	15000	6.5	6	98	6.0	...	2
5...	75	24	24	24	19	14500	6.7	5	...	7.0
6...	78	21	21	21	15	18500	7.3	6	83	6.5
7...	72	21	21	21	19	18500	7.1	1	2
8...	81	26	26	26	19	15500	6.9	7	117	7.4
9...	76	22	22	22	19	18500	6.5	3	1	...
10...	74	21	16	16	...	5	4	1	14	14500	8.5	7	105	4.4
11...	83	24	22	22	...	2	2	21	15500	7.7	3	2
12...	93	25	25	25	1	22	17500	7.8	3
13...	86	26	25	25	...	1	2	21	16500	7.1	4
14...	68	20	20	20	18	18500	7.9	1	1
15...	58	20	19	19	...	1	1	20	18500	7.8
16...	69	23	23	22	1	20	18000	7.5	3	1
17...	64	16	16	16	16	20000	7.6
18...	80	20	20	20	16	24000	8.6	3	1
19...	58	18	18	18	18	20000	7.9
20...	47	15	15	15	15	27000	9.1
21...	67	19	19	19	17	23000	8.4	2	1
22...	67	19	17	17	...	2	2	18	22000	7.9	1
23...	48	15	14	14	...	1	1	13	22000	7.4	2	1
24...	55	21	20	20	...	1	1	19	17000	6.9	2
25...	64	21	21	21	14	20000	8.1	7	114	4.6
26...	58	19	19	19	15	18000	7.4	2
27...	88	22	21	21	...	1	1	19	19500	7.5	2	1
28...	59	16	14	14	...	2	2	14	20000	8.2	2	1
29...	65	19	17	17	...	2	2	14	14500	6.6	5	...	6.4	1	1
30...	41	16	13	13	...	3	3	15	17500	7.1
31...	58	22	20	20	...	2	2	17	16000	6.4	5	...	6.6
32...	85	24	24	24	23	16000	6.8	1	1
33...	44	12	12	12	11	27000	8.9
34...	71	20	20	19	1	18	26000	8.5	2
35...	37	12	12	12	11	23000	8.1	1
36...	60	17	17	17	17	29000	9.2
37...	51	17	17	17	15	25000	8.7
38...	57	16	14	14	...	2	2	11	17000	6.9	5	...	5.4
39...	42	10	5	5	...	5	5	6	14500	7.7	4	1
40...	**44	8	7	6	1	1	2	...	5	...	6.2
41...	86	22	22	22	19	19000	7.4	3	1
42...	72	21	21	21	19	22000	7.4	2
43...	48	16	16	16	13	19500	6.8	2
44...	29	9	9	9	9	27000	8.2
45...	64	15	14	14	...	1	1	13	23000	8.4	2
46...	69	18	17	17	...	1	1	15	20000	7.9	3	1
47...	61	26	21	21	...	5	4	1	15	16000	6.9	11	76	4.1	...	1
48...	68	21	19	19	...	2	2	13	15000	6.5	8	200	6.1
49...	103	27	24	24	...	3	3	20	14500	7.5	7	98	5.6	...	2
50...	84	25	23	19	4	2	2	15	17500	7.1	9	86	4.2
51...	56	19	17	17	...	2	2	17	16500	6.3	1
52...	61	22	22	22	18	18000	6.8	4
53...	95	25	24	24	...	1	1	24	15500	7.0	2
54...	68	21	21	21	18	15500	7.4	3
55...	44	16	16	16	15	21000	7.6
56...	37	14	14	14	12	24000	8.1	1
57...	71	31	31	31	15	16000	6.6	15	89	4.3
58...	17	7	7	7	7	37000	9.0
59...	18	6	6	6	6	25000	6.5
60...	34	10	10	10	6	22000	6.5	4
61...	62	14	14	14	13	34000	9.8
62...	53	19	19	19	19	29000	8.8
63...	51	14	14	14	13	28000	10.2	1
64...	68	17	17	17	16	26000	9.4	1
65...	48	15	15	15	14	24000	7.1	1
66...	41	14	14	13	1	13	26000	7.6	1

Table 2.—CHARACTERISTICS OF HOUSING UNITS, BY BLOCKS: 1960—Con.

["Total population" contains no persons in group quarters unless preceded by asterisk; one asterisk (*) denotes less than 10 percent; two asterisks (**), 10 percent or more]

Blocks within census tracts	Total population	All housing units by condition and plumbing								Occupied housing units								
		Total	Sound			Deteriorating			Dilapidated	Owner occupied			Renter occupied					
			Total	With all plumbing facilities	Lacking some or all facilities	Total	With all plumbing facilities	Lacking some or all facilities		Total	Average value (dollars)	Average number of rooms	Total	Average contract rent (dollars)	Average number of rooms	Occupied by non-white	1.01 or more persons per room	
67...	63	18	18	18	18	21000	7.1
68...	49	16	16	16	14	20000	6.6
69...	13	5	5	5	4
70...	51	18	18	18	15	20000	7.4
71...	54	19	19	19	17	19000	6.6
72...	54	19	19	19	18	17500	6.4
73...	59	19	19	19	15	20000	7.5
74...	47	17	17	17	11	14500	6.4	...	281	5.6
75...	73	27	27	27	24	12000	5.4
76...	94	36	35	35	...	1	1	25	14000	6.6	11	81	4.1	1
77...	48	15	15	15	13	17500	6.9	1	1
78...	59	24	24	24	9	19000	8.7	14	104	5.0
79...	93	35	35	35	22	15000	5.9	13	87	4.3	1
80...	58	25	25	25	16	14000	6.2	9	101	4.9
81...	46	16	15	15	...	1	1	10	19000	7.4	6	115	7.0
82...	53	19	19	19	14	15500	6.6	5	68	4.0
83...	**103	38	38	38	13	12500	5.8	24	93	5.0
84...	**77	1
85...	34	12	12	12	11	12000	5.9	1
86...	94	62	62	62	9	15500	5.7	50	88	3.1	1
87...	38	18	18	18	15	12500	5.7	3	1
88...	55	25	25	25	21	14000	5.4	3
89...	62	25	25	25	19	13500	5.9	6	89	4.7
90...	82	33	33	33	6	...	5.7	26	98	4.5	1
91...	111	43	43	43	9	...	5.1	33	110	4.1	1
92...	102	48	48	48	13	14500	5.3	35	118	4.5
93...	31	13	13	13	6	...	6.0	7	89	4.6
94...	57	26	26	26	8	...	6.1	17	84	4.5
95...	117	57	57	57	9	...	5.0	47	99	4.4
96...	117	46	46	46	4	41	98	4.1	2
97...	55	24	24	24	19	15500	6.2	4
42-B....	*5264	1656	1624	1609	15	30	28	2	...	2	1324	21000	7.1	298	108	4.8	2	21
1...	46	14	14	14	13	14500	5.0	1	2
2...	44	15	14	14	...	1	1	13	15000	5.2	2	1
3...	52	15	15	15	9	14000	4.9	6	127	4.5	2
4...	81	28	28	28	27	100	4.2
5...	30	15	15	15	15	92	3.7
6...	46	20	20	20	8	23000	5.8	11	106	4.5	1
7...	38	14	14	14	11	20000	6.1	2
8...	14	4
9...	55	21	20	20	...	1	1	19	30000	8.6
10...	57	18	18	18	16	25000	7.9	1
11...	73	22	22	22	22	19500	7.3
12...	29	14	12	12	...	2	...	2	...	10	17500	6.7	4
13...	72	36	36	36	12	16500	7.6	23	89	4.0	2
14...	56	21	17	16	1	2	2	...	2	16	17500	6.9	5	85	5.2
15...	58	22	17	16	1	5	5	13	16500	6.8	6	...	5.2	1
16...	69	23	21	21	...	2	2	20	15000	6.9	3
17...	51	20	18	18	...	2	2	18	19000	6.9	1
18...	56	20	19	19	...	1	1	15	20000	7.0	4
19...	51	18	18	18	15	21000	7.4	1
20...	63	22	21	21	...	1	1	20	18000	7.0	2
21...	60	24	21	21	...	3	3	20	19000	6.6	3
22...	55	21	20	20	...	1	1	19	25000	8.0	2
23...	45	19	18	18	...	1	1	17	24000	7.5	2
24...	47	19	19	19	17	32000	8.0	1
26...	16	5	5	5	5	38000	8.6
27...	41	12	12	12	10	15000	5.9	2
28...	57	20	20	20	12	18000	5.3	7	96	4.1	2
29...	32	9	9	9	6	30000	8.0	3
30...	28	11	11	11	10	19000	5.4	1
31...	48	16	16	16	11	14000	5.3	5	125	4.6	2
32...	52	14	14	14	11	14500	5.0	3
33...	33	12	12	12	8	19000	6.3	4
35...	61	20	20	20	15	15500	5.0	4
36...	26	8	8	8	3	4
38...	41	14	14	14	13	13500	5.0	1	1
40...	**462	2
41...	1	1
42...	47	13	12	12	...	1	1	10	19500	6.1	2
43...	14	4
44...	52	15	15	15	14	17000	6.1	1	1
45...	35	11	11	11	10	19500	7.0	1
46...	15	4
47...	63	17	17	17	17	33000	9.0	1
48...	54	16	16	16	16	34000	9.1
49...	62	17	17	17	17	35000	9.6
50...	65	20	20	20	18	20000	7.3	1
51...	64	21	21	21	20	21000	7.0	1
52...	57	22	22	22	19	18000	6.9	3
53...	70	22	22	22	20	19000	6.8	2
54...	61	19	19	18	1	19	22000	8.1
55...	54	20	20	20	20	21000	8.4	1
56...	67	22	22	22	20	23000	7.5	2
57...	63	19	19	19	18	23000	7.8	1

Table 2.—CHARACTERISTICS OF HOUSING UNITS, BY BLOCKS: 1960—Con.

["Total population" contains no persons in group quarters unless preceded by asterisk; one asterisk (*) denotes less than 10 percent; two asterisks (**), 10 percent or more]

Blocks within census tracts	Total population	All housing units by condition and plumbing									Occupied housing units						
		Total	Sound			Deteriorating			Dilapidated	Owner occupied			Renter occupied			Occupied by non-white	1.01 or more persons per room
			Total	With all plumbing facilities	Lacking some or all facilities	Total	With all plumbing facilities	Lacking some or all facilities		Total	Average value (dollars)	Average number of rooms	Total	Average contract rent (dollars)	Average number of rooms		
						With flush toilet	No flush toilet										
58...	67	24	24	24	21	23000	7.4	3
59...	73	21	21	21	20	23000	7.4	1	1
60...	58	20	20	20	18	26000	8.2	2	1
61...	68	20	20	20	20	27000	7.8
62...	53	17	17	17	17	30000	9.4
63...	16	7	7	7	7	25000	8.3
64...	24	7	7	7	6	29000	8.8	1
65...	40	14	14	14	12	18500	6.9	2
66...	52	14	14	14	14	23000	8.4
67...	42	14	14	14	14	21000	7.1
68...	53	14	14	14	13	22000	7.1	1	1
69...	39	13	13	13	13	18000	6.3
70...	38	11	11	11	10	19000	7.3	1
71...	46	14	14	12	2	10	21000	7.4	3
74...	51	12	12	12	7	17500	6.9	4	1
75...	38	11	11	10	1	10	17500	6.1	1	1
76...	36	12	11	11	...	1	1	11	15000	5.6	1
77...	34	14	14	14	13	15000	5.6
78...	42	14	14	14	14	15500	6.1
79...	35	14	14	14	14	15500	5.6
80...	33	13	12	12	...	1	1	13	17500	7.3
81...	41	13	13	13	13	16500	6.4
82...	39	10	10	10	10	20000	7.7
83...	49	13	13	13	12	22000	8.3	1
84...	26	10	9	9	...	1	1	10	16500	7.0
85...	26	11	11	11	10	21000	6.4	1
86...	40	13	13	13	13	22000	7.5
87...	33	14	14	13	1	13	23000	7.5
88...	42	13	13	13	11	19000	6.1	2
89...	19	5	5	5	5	30000	9.2
90...	13	5	5	5	5	30000	9.8
91...	37	15	15	15	15	28000	8.3
92...	60	16	16	16	15	26000	7.6
93...	40	15	15	15	15	26000	8.1
94...	35	15	15	15	14	20000	7.4
95...	61	16	16	16	13	24000	7.5	3
96...	54	16	16	16	15	23000	7.6	1
97...	42	12	12	12	11	28000	8.3	1
98...	29	11	11	11	9	27000	9.0	2
99...	55	19	19	19	15	17000	6.7	4
100...	75	31	31	31	13	17000	6.6	17	126	5.0
101...	41	17	17	17	14	15000	6.3	2
102...	48	20	20	20	15	16000	6.1	5	107	3.6
103...	50	22	22	22	10	22000	7.3	12	86	3.4
104...	67	39	39	39	11	20000	6.7	26	114	3.9
105...	34	16	16	16	14	19500	6.5	2
106...	43	14	14	14	12	28000	8.7	2
107...	14	3	3	3
108...	28	8	8	7	1	4	3
109...	35	10	10	10	9	19500	6.6	1
110...	38	12	12	12	8	18500	7.5	4
111...	35	16	16	16	13	16000	6.5	2
112...	33	16	16	9	7	7	15000	5.6	8	55	2.0	...	1
113...	33	11	7	7	...	4	4	8	17000	6.3	3
114...	22	8	8	8	8	12500	5.3	1	...
43-A...	*9289	3648	3628	3609	19	16	16	...	4	1685	19000	6.4	1862	111	3.6	8	45
1...	67	27	26	26	...	1	1	16	13500	5.6	11	101	4.1	...	1
2...	60	26	25	25	...	1	1	22	16000	6.1	3
3...	67	28	28	28	18	17500	6.8	9	81	4.0
4...	66	25	25	25	17	15000	5.6	8	104	4.5
5...	46	22	20	20	...	2	2	13	11500	5.4	9	94	4.3
6...	65	37	34	34	...	3	3	19	13500	5.1	15	94	4.2
7...	85	42	42	41	1	18	17000	6.1	22	88	4.0
8...	70	28	28	27	1	18	15500	6.8	10	95	4.7
9...	62	28	28	28	15	16000	5.3	11	90	3.8	...	1
10...	74	37	37	37	11	15000	5.4	25	106	4.5
11...	115	51	50	50	...	1	1	14	17500	6.1	36	90	4.4	...	2
12...	68	27	27	27	12	17000	6.7	14	93	4.5
13...	55	26	26	26	15	16000	6.3	10	86	4.0
14...	62	22	22	22	12	17500	7.8	7	111	5.3	...	1
15...	134	76	76	76	12	16500	5.1	59	111	3.4
18...	66	22	21	21	...	1	1	21	17500	7.3	1	1
19...	56	19	19	19	18	20000	7.6	1
20...	62	23	23	23	19	18000	6.8	4
21...	47	24	24	24	20	17500	7.1	1
22...	61	25	25	25	23	16000	6.0	1	1
23...	68	25	25	25	21	16000	6.2	4
24...	71	26	26	26	23	15000	6.1	3
25...	69	25	25	25	22	14500	6.0	3
26...	68	26	26	26	23	16000	6.1	3
27...	61	23	23	23	22	19000	7.1	1
28...	92	25	25	25	24	20000	8.3	1
29...	71	25	25	25	22	19500	8.2	3
30...	71	29	29	29	23	17500	6.9	6	77	3.5
31...	62	23	23	23	20	17000	6.1	3

Table 2.—CHARACTERISTICS OF HOUSING UNITS, BY BLOCKS: 1960—Con.

["Total population" contains no persons in group quarters unless preceded by asterisk; one asterisk (*) denotes less than 10 percent; two asterisks (**), 10 percent or more]

Blocks within census tracts	Total population	All housing units by condition and plumbing									Occupied housing units								
		Sound					Deteriorating				Dilapidated	Owner occupied			Renter occupied				
		Total	Total	With all plumbing facilities	Lacking some or all facilities	Total	With all plumbing facilities	Lacking some or all facilities		Total		Average value (dollars)	Average number of rooms	Total	Average contract rent (dollars)	Average number of rooms	Occupied by non-white	1.01 or more persons per room	
								With flush toilet	No flush toilet										
32...	62	24	24	24	22	16500	6.9	1
33...	86	23	23	23	21	21000	7.4	2
34...	85	24	24	24	24	20000	7.8
35...	73	23	23	23	21	18500	6.7	2
36...	56	24	24	24	21	17500	5.9	1
37...	75	24	24	23	1	21	17500	6.0	3
38...	66	21	20	20	1	18	17500	5.9	2
39...	76	23	23	23	21	18000	6.0	2	2	1
40...	79	27	27	27	27	16500	6.2	1
41...	50	19	19	19	18	16500	6.3	1
42...	87	32	32	32	21	18500	6.4	9	84	4.1	1
43...	**117	16	16	16	9	13000	5.6	7	120	4.6
44...	60	25	24	24	...	1	20	16000	6.2	5	134	5.2
45...	87	40	40	40	25	15000	5.9	14	146	4.3
46...	98	53	53	53	13	16500	6.0	39	110	3.7
47...	353	206	206	206	2	190	113	3.3	2
48...	**419	170	170	170	5	26000	5.6	158	140	3.6
49...	54	28	26	25	1	2	6	20000	4.3	18	91	3.6	1
50...	82	44	44	44	1	42	105	3.6	1
51...	196	107	107	107	4	101	108	3.3	1
52...	82	38	38	38	36	99	3.4
54...	54	18	17	15	2	1	...	1	15	20000	5.9	3	1
55...	58	18	18	18	17	17500	5.5	1
56...	55	20	20	20	15	14500	5.4	5	...	5.2	1
57...	79	21	21	20	1	20	21000	7.3	1
58...	57	22	22	22	22	19000	5.6
59...	67	22	22	22	22	19500	6.6
60...	71	24	24	24	24	19500	6.4
61...	55	21	21	21	21	20000	6.5
62...	54	22	22	22	20	18000	5.5	2
63...	63	20	20	20	19	22000	6.6	1
65...	73	24	23	23	...	1	...	1	22	16000	5.8	2	2	...
66...	**60	17	17	17	15	15500	5.7	2
67...	39	12	11	11	...	1	...	1	11	21000	6.2	1	1
68...	27	16	16	16	2	13	92	3.4
69...	69	27	27	27	24	146	4.5	1
70...	6	2
71...	43	12	11	11	...	1	...	1	3	8	95	5.0	1
72...	**2
73...	**9
74...	**255	5	5	5	5	117	6.2
75...	**291
77...	227	108	108	108	4	102	110	3.6
78...	179	101	101	101	6	...	4.3	93	108	2.9	1
79...	324	195	195	195	6	...	4.8	184	129	2.9	5
80...	85	34	34	34	11	15500	5.6	23	103	4.3	1
81...	66	26	26	26	11	14000	4.5	15	122	4.4
82...	**22	2
83...	32	13	13	13	1	12	102	3.8	1
84...	10	5	5	5	1	4
85...	71	36	36	36	5	...	5.0	30	135	4.3
86...	55	20	20	20	11	21000	6.2	9	117	3.9
87...	57	18	18	18	18	24000	7.0
88...	67	19	19	19	19	22000	7.2
89...	37	14	14	14	14	18500	5.2
90...	17	8	8	8	7	22000	5.3	1
91...	41	18	18	18	12	20000	5.9	6	89	3.5
92...	49	26	26	26	4	21	100	4.1	1
93...	59	26	26	26	5	...	7.4	20	138	4.0	...	1	1
94...	78	30	30	30	7	22000	6.1	22	108	4.2	2
95...	60	27	27	27	5	...	5.6	22	85	3.5	1
96...	53	30	30	30	4	25	89	3.7
97...	78	37	37	37	15	25000	7.2	19	122	3.5
98...	96	36	36	36	18	22000	6.2	16	144	4.4
99...	99	42	42	42	13	17000	5.4	27	106	4.4	1
100...	96	44	43	43	...	1	...	1	13	17000	4.7	29	134	4.0	1
101...	69	30	30	30	15	17000	7.0	14	107	4.5
102...	**110	33	33	33	15	19000	6.3	18	91	4.9	...	1	1
103...	128	78	78	78	6	...	5.0	71	88	3.3
104...	116	74	73	64	9	1	...	1	6	15500	6.0	67	69	2.2	1
105...	57	17	17	17	11	21000	7.5	5	...	4.6	1
106...	66	21	21	21	17	23000	7.1	3
107...	47	18	18	18	18	28000	7.3
108...	55	19	19	19	19	29000	7.8
109...	80	27	27	24	3	18	20000	6.8	9	89	4.1	1
110...	61	21	21	21	19	20000	7.3	1	1
111...	52	22	22	22	21	19000	6.3	1
112...	39	17	17	17	16	22000	6.8
113...	47	14	14	14	13	24000	7.8
114...	48	14	14	14	13	24000	7.8	1	1
115...	44	14	14	14	13	23000	7.1	1	1
116...	44	14	14	14	13	23000	7.0
117...	44	13	13	13	13	25000	7.7
118...	48	15	14	14	14	25000	7.7	1	1
119...	38	12	12	12	12	29000	7.3	1
120...	37	12	12	12	11	31000	8.0
121...	35	12	12	12	12	24000	6.9

Table 2.—CHARACTERISTICS OF HOUSING UNITS, BY BLOCKS: 1960—Con.

["Total population" contains no persons in group quarters unless preceded by asterisk; one asterisk (*) denotes less than 10 percent; two asterisks (**), 10 percent or more]

Blocks within census tracts	Total population	All housing units by condition and plumbing									Occupied housing units						
		Total	Sound			Deteriorating			Dilapidated	Owner occupied			Renter occupied			Occupied by non-white	1.01 or more persons per room
			Total	With all plumbing facilities	Lacking some or all facilities	Total	With all plumbing facilities	Lacking some or all facilities		Total	Average value (dollars)	Average number of rooms	Total	Average contract rent (dollars)	Average number of rooms		
						With flush toilet	No flush toilet										
122...	47	16	16	16	***	***	***	***	***	15	24000	7.4	1	***	***	***	***
123...	43	14	14	14	***	***	***	***	***	14	28000	7.5	***	***	***	***	***
124...	36	12	12	12	***	***	***	***	***	12	28000	7.5	***	***	***	***	***
125...	27	12	12	12	***	***	***	***	***	12	25000	6.4	***	***	***	***	***
126...	31	14	14	14	***	***	***	***	***	13	25000	6.9	1	***	***	***	***
128...	31	12	12	12	***	***	***	***	***	11	22000	6.2	1	***	***	***	***
43-B...	5270	1553	1549	1548	1	4	4	***	***	1484	32000	7.8	55	160	5.8	4	4
1...	81	28	28	28	***	***	***	***	***	28	25000	7.1	***	***	***	***	***
2...	70	23	23	23	***	***	***	***	***	22	26000	7.6	1	***	***	***	***
3...	84	29	29	29	***	***	***	***	***	22	27000	7.8	7	131	4.0	***	***
4...	24	9	9	9	***	***	***	***	***	8	34000	8.6	1	***	***	***	***
5...	79	22	22	22	***	***	***	***	***	21	27000	7.9	2	***	***	***	***
6...	58	21	20	20	***	1	1	***	***	19	29000	7.5	***	***	***	1	***
7...	38	12	12	12	***	***	***	***	***	12	29000	7.5	***	***	***	***	***
8...	34	12	12	12	***	***	***	***	***	12	36000	8.8	***	***	***	***	***
9...	29	11	11	10	1	***	***	***	***	10	27000	8.5	***	***	***	***	***
10...	47	14	14	14	***	***	***	***	***	14	24000	8.1	***	***	***	***	***
11...	24	8	8	8	***	***	***	***	***	7	34000	7.6	1	***	***	***	***
12...	22	6	6	6	***	***	***	***	***	6	34000	9.7	***	***	***	***	***
13...	38	11	11	11	***	***	***	***	***	11	25000	7.3	***	***	***	***	***
14...	17	4	***	***	***	***	***	***	***	***	***	***	***	***	***	***	***
15...	14	4	***	***	***	***	***	***	***	***	***	***	***	***	***	***	***
17...	31	9	9	9	***	***	***	***	***	8	27000	8.9	1	***	***	***	***
18...	32	8	8	8	***	***	***	***	***	8	36000	9.0	***	***	***	***	***
19...	37	9	9	9	***	***	***	***	***	9	33000	8.9	***	***	***	***	***
20...	26	9	9	9	***	***	***	***	***	8	27000	8.0	1	***	***	***	***
21...	37	10	10	10	***	***	***	***	***	9	31000	8.2	1	***	***	***	***
22...	46	15	15	15	***	***	***	***	***	14	20000	6.8	1	***	***	***	***
23...	89	29	29	29	***	***	***	***	***	24	20000	7.5	5	110	5.4	1	1
24...	63	20	20	20	***	***	***	***	***	19	30000	8.5	1	***	***	***	***
25...	47	16	16	16	***	***	***	***	***	16	37000	8.3	***	***	***	***	***
26...	59	23	23	23	***	***	***	***	***	21	27000	7.7	1	***	***	***	***
27...	65	22	22	22	***	***	***	***	***	22	34000	9.2	***	***	***	***	***
28...	34	11	11	11	***	***	***	***	***	10	37000	8.6	1	***	***	***	***
29...	68	24	24	24	***	***	***	***	***	22	31000	7.8	1	***	***	***	***
30...	82	24	24	24	***	***	***	***	***	22	29000	8.2	2	***	***	***	***
31...	95	26	25	25	***	1	1	***	***	26	24000	7.0	***	***	***	***	***
32...	76	26	26	26	***	***	***	***	***	25	25000	7.1	1	***	***	***	***
33...	65	18	18	18	***	***	***	***	***	17	25000	7.1	1	***	***	***	***
34...	77	28	28	28	***	***	***	***	***	27	23000	6.7	1	***	***	***	***
35...	74	23	23	23	***	***	***	***	***	23	25000	6.4	***	***	***	***	***
36...	86	23	23	23	***	***	***	***	***	22	28000	7.2	***	***	***	***	***
37...	95	24	24	24	***	***	***	***	***	24	30000	6.1	***	***	***	***	1
38...	12	4	***	***	***	***	***	***	***	***	***	***	***	***	***	***	***
40...	64	18	18	18	***	***	***	***	***	15	26000	7.3	3	***	***	***	***
41...	65	15	15	15	***	***	***	***	***	15	34000	7.3	***	***	***	2	***
42...	70	18	18	18	***	***	***	***	***	18	28000	6.8	***	***	***	***	***
44...	60	17	17	17	***	***	***	***	***	17	34000	7.6	***	***	***	***	***
45...	60	21	20	20	***	1	1	***	***	20	25000	6.5	1	***	***	***	***
46...	54	17	17	17	***	***	***	***	***	17	22000	6.7	***	***	***	***	***
47...	50	12	12	12	***	***	***	***	***	11	34000	9.4	***	***	***	***	***
48...	9	3	***	***	***	***	***	***	***	***	***	***	***	***	***	***	***
50...	39	15	15	15	***	***	***	***	***	14	30000	8.0	1	***	***	***	***
51...	41	13	13	13	***	***	***	***	***	12	30000	8.3	1	***	***	***	***
52...	42	15	15	15	***	***	***	***	***	15	24000	7.7	***	***	***	***	***
53...	51	13	13	13	***	***	***	***	***	11	29000	8.3	2	***	***	***	***
54...	47	15	15	15	***	***	***	***	***	14	25000	8.6	1	***	***	***	***
55...	60	14	14	14	***	***	***	***	***	14	40000	9.6	***	***	***	***	***
56...	17	6	6	6	***	***	***	***	***	6	39000	9.5	***	***	***	***	***
57...	40	12	12	12	***	***	***	***	***	11	34000	7.7	***	***	***	***	***
58...	34	10	10	10	***	***	***	***	***	10	35000	8.3	***	***	***	***	***
59...	49	13	13	13	***	***	***	***	***	13	35000	8.7	***	***	***	***	***
60...	38	13	13	13	***	***	***	***	***	12	34000	7.3	***	***	***	***	***
61...	46	14	14	14	***	***	***	***	***	14	31000	7.3	***	***	***	***	***
62...	26	7	7	7	***	***	***	***	***	7	38000	7.3	***	***	***	***	***
63...	64	14	14	14	***	***	***	***	***	14	35000	7.4	***	***	***	***	***
64...	83	16	16	16	***	***	***	***	***	16	33000	8.1	***	***	***	***	1
65...	67	17	17	17	***	***	***	***	***	16	24000	7.3	1	***	***	***	***
66...	27	7	7	7	***	***	***	***	***	7	27000	7.3	***	***	***	***	***
69...	2	***	***	***	***	***	***	***	***	***	***	***	***	***	***	***	***
70...	45	1	***	***	***	***	***	***	***	***	***	***	***	***	***	***	***
71...	57	13	13	13	***	***	***	***	***	12	38000	7.1	1	***	***	***	***
72...	52	13	13	13	***	***	***	***	***	13	35000	8.2	***	***	***	***	***
73...	15	5	5	5	***	***	***	***	***	15	37000	8.7	***	***	***	***	***
74...	15	3	***	***	***	***	***	***	***	***	***	***	***	***	***	***	***
75...	34	10	10	10	***	***	***	***	***	10	40000	8.7	***	***	***	***	***
76...	34	11	11	11	***	***	***	***	***	11	42000	9.5	***	***	***	***	***
77...	30	11	11	11	***	***	***	***	***	11	40000	9.4	***	***	***	***	***
78...	2	1	***	***	***	***	***	***	***	***	***	***	***	***	***	***	***
79...	1	***	***	***	***	***	***	***	***	***	***	***	***	***	***	***	***
80...	58	15	15	15	***	***	***	***	***	15	31000	8.5	***	***	***	***	***
81...	38	13	13	13	***	***	***	***	***	11	30000	8.6	1	***	***	***	***
82...	43	16	16	16	***	***	***	***	***	14	25000	7.6	***	***	***	***	***
83...	40	10	10	10	***	***	***	***	***	10	24000	8.3	***	***	***	***	***
84...	50	13	13	13	***	***	***	***	***	13	39000	9.2	***	***	***	***	***
85...	41	12	12	12	***	***	***	***	***	12	40000	8.4	***	***	***	***	***
85...	30	6	5	5	***	1	1	***	***	6	40000	9.0	***	***	***	***	1

Table 2.—CHARACTERISTICS OF HOUSING UNITS, BY BLOCKS: 1960—Con.

["Total population" contains no persons in group quarters unless preceded by asterisk; one asterisk (*) denotes less than 10 percent; two asterisks (**), 10 percent or more]

Blocks within census tracts	Total population	All housing units by condition and plumbing									Occupied housing units							
		Total	Sound			Deteriorating			Dilapidated	Owner occupied			Renter occupied			Occupied by non-white	1.01 or more persons per room	
			Total	With all plumbing facilities	Lacking some or all facilities	Total	With all plumbing facilities	Lacking some or all facilities		Total	Average value (dollars)	Average number of rooms	Total	Average contract rent (dollars)	Average number of rooms			
86...	59	16	16	16	16	39000	8.8	
87...	38	11	11	11	11	36000	7.6	
88...	26	10	10	10	10	42000	7.4	
89...	36	10	10	10	10	36000	8.1	
90...	42	11	11	11	11	42000	8.5	
91...	40	11	11	11	10	36000	7.8	
92...	49	11	11	11	11	37000	8.5	
93...	32	9	9	9	9	42000	8.2	
94...	44	13	13	13	12	36000	7.8	
95...	66	17	17	17	16	31000	7.2	1	
96...	56	15	15	15	15	32000	7.0	
97...	55	12	12	12	12	37000	8.2	
98...	55	15	15	15	15	24000	6.4	
99...	75	17	17	17	17	35000	7.9	
100...	47	11	11	11	11	39000	7.0	
101...	40	12	12	12	12	41000	7.8	
102...	37	11	11	11	11	38000	7.3	
103...	38	13	13	13	13	33000	7.8	
104...	27	10	10	10	10	40000	7.8	
105...	30	8	8	8	8	38000	9.1	
106...	40	12	12	12	11	37000	7.4	1	
107...	31	11	11	11	11	30000	7.0	
108...	32	12	12	12	12	31000	6.8	
109...	33	12	12	12	11	30000	7.1	
110...	26	8	8	8	8	42000	9.4	
112...	13	4	
113...	12	5	5	5	4	1	
114...	31	10	10	10	10	39000	7.8	
115...	34	14	14	14	13	41000	8.0	
116...	29	11	11	11	11	36000	7.9	
117...	50	12	12	12	12	39000	8.6	
118...	24	9	9	9	8	40000	7.3	
119...	37	9	9	9	9	42000	9.7	
120...	42	10	10	10	10	42000	8.7	
121...	32	8	8	8	8	42000	8.5	
122...	49	14	14	14	14	39000	8.2	
123...	42	9	9	9	9	42000	8.7	
124...	45	11	11	11	11	38000	7.6	
125...	45	15	15	15	10	25000	5.9	5	133	4.0	
43-C....	*7396	2563	2542	2529	13	19	19	...	2	1748	20000	6.3	770	105	4.1	7	56	
1...	51	28	28	28	6	11500	4.2	21	95	3.3	
2...	18	5	5	5	1	4	
3...	35	15	15	14	1	10	16500	5.7	5	89	4.0	
4...	13	7	7	7	4	3	
5...	30	9	8	8	...	1	1	5	...	5.6	4	
6...	49	12	12	12	7	14000	6.0	5	95	5.4	
7...	48	14	13	13	...	1	1	8	14500	5.8	6	100	5.2	
8...	14	6	6	5	1	5	23000	8.0	
9...	67	25	25	25	14	23000	7.3	11	110	4.8	
10...	46	22	22	21	1	6	16000	5.5	16	112	4.3	
11...	23	16	16	16	1	14	123	3.0	
12...	7	2	
13...	76	38	38	38	3	32	119	4.2	
14...	118	58	57	57	...	1	1	3	52	104	3.6	
15...	168	85	85	82	3	5	...	4.8	78	107	3.6	...	2	
16...	81	45	44	44	...	1	1	9	...	5.3	34	90	3.5	
17...	58	22	20	20	...	2	2	5	...	5.0	16	90	4.1	2	2	
18...	20	7	7	7	6	16500	6.3	1	
19...	107	47	47	47	45	95	4.4	...	3	
20...	57	24	24	24	17	17000	5.8	7	88	3.3	
21...	87	38	36	36	...	1	1	11	16500	5.0	24	117	4.3	1	1	
22...	33	15	15	15	15	90	3.7	
25...	71	36	36	35	1	9	25	107	3.6	
26...	44	20	20	20	8	16500	6.8	1	
27...	21	8	8	8	18	21000	6.7	
28...	45	19	19	19	8	28000	7.9	
29...	67	19	17	17	...	1	1	15	14500	5.2	2	
30...	27	9	9	9	16	15500	5.8	3	1	1	
31...	58	19	18	18	...	1	1	8	18000	5.5	
32...	44	11	11	11	15	14500	6.1	3	
33...	58	18	18	18	10	17000	6.2	1	
34...	43	13	13	13	18	14000	6.2	
35...	38	14	14	9	5	11	13500	6.2	2	
36...	62	19	19	19	9	18000	5.9	5	...	3.0	
37...	57	19	19	19	18	18500	6.4	1	
38...	47	14	14	14	18	19500	6.2	1	
39...	**29	4	12	24000	6.3	1	
40...	66	17	16	16	...	1	1	
41...	52	20	18	18	...	2	2	15	17500	6.5	1	1	
42...	19	6	6	6	6	32000	7.3	
43...	47	18	18	18	18	21000	6.7	...	40	101	4.0	...	
44...	90	40	40	40	44	98	4.0	
45...	119	44	44	44	22	97	3.7	...	2	
46...	62	36	36	36	13	14000	3.5	22	
47...	56	22	22	22	19	17500	6.7	3	
48...	47	20	20	20	17	16000	5.8	3	

Table 2.—CHARACTERISTICS OF HOUSING UNITS, BY BLOCKS: 1960—Con.

["Total population" contains no persons in group quarters unless preceded by asterisk: one asterisk (*) denotes less than 10 percent; two asterisks (**), 10 percent or more]

Blocks within census tracts	Total population	All housing units by condition and plumbing									Occupied housing units							
		Sound			Deteriorating			Dilapidated	Owner occupied			Renter occupied			Occupied by non-white	1.01 or more persons per room		
		Total	With all plumbing facilities	Lacking some or all facilities	Total	With all plumbing facilities	Lacking some or all facilities		Total	Average value (dollars)	Average number of rooms	Total	Average contract rent (dollars)	Average number of rooms				
							With flush toilet										No flush toilet	
141...	38	14	14	14	12	14500	4.6	2	1	
142...	39	14	12	12	...	2	2	11	12500	4.4	3	1	
143...	36	15	15	15	6	...	4.3	8	101	3.9	
144...	42	10	10	10	6	30000	8.7	1	1	
145...	19	6	6	6	11	21000	6.9	
146...	**61	12	12	12	11	25000	7.9	
147...	40	11	11	11	9	19000	6.4	2	
148...	34	11	11	11	10	15000	4.9	4	1	
149...	37	14	14	14	6	32000	8.5	
150...	23	6	6	6	
151...	37	13	13	13	12	24000	7.4	1	
152...	36	14	13	13	...	1	1	14	22000	6.4	1	
153...	40	12	12	12	11	29000	7.5	1	
154...	35	14	14	14	14	22000	6.6	1	
155...	39	14	14	14	12	22000	6.6	2	
156...	41	16	16	16	15	21000	6.7	1	
157...	35	12	12	12	11	22000	6.9	1	
158...	41	14	14	14	13	23000	6.5	1	
159...	37	17	17	17	11	21000	6.4	5	...	3.4	
160...	43	20	20	20	14	21000	5.9	5	96	4.0	...	1	
161...	41	15	15	15	14	23000	6.6	1	
162...	43	15	15	15	13	22000	7.4	2	
163...	30	12	12	12	12	21000	6.3	
164...	33	12	12	12	11	22000	6.1	1	
165...	34	13	13	13	12	22000	7.3	
166...	37	11	11	11	11	29000	7.0	
167...	35	14	14	14	13	22000	6.9	
168...	29	11	11	11	11	28000	7.6	
169...	10	4	
170...	34	11	11	11	11	22000	6.1	
171...	42	13	13	13	11	23000	6.7	1	
172...	36	13	13	13	13	20000	6.5	
173...	52	12	12	12	12	23000	6.3	1	
174...	34	13	13	13	10	16500	5.0	3	
175...	47	13	13	13	11	21000	6.2	2	
176...	35	12	12	12	10	25000	6.3	2	
43-D...	3541	1043	1040	1040	...	1	1	2	898	31000	7.3	117	108	4.6	1	21
1...	97	30	30	30	7	13500	5.7	22	85	4.2	...	3
2...	61	20	20	20	3	17	80	4.2	...	1
3...	69	22	22	22	12	14500	5.5	10	112	4.7	...	1
4...	54	22	22	22	18	14000	5.3	4
5...	74	26	26	26	24	23000	5.8	1
6...	83	20	20	20	19	32000	7.9	1
7...	60	24	24	24	22	17000	5.2	2
8...	82	24	24	24	22	25000	6.3	1
10...	63	21	21	21	20	29000	6.5
11...	88	24	24	24	24	35000	6.7	1
16...	108	29	29	29	25	34000	7.1	4
17...	129	36	36	36	33	37000	8.4	3
18...	62	18	18	18	17	40000	9.8	1
19...	77	21	21	21	20	39000	9.2	1
20...	56	14	14	14	13	40000	9.7
21...	64	21	21	21	21	41000	10.3
22...	17	4
23...	106	33	33	33	32	36000	9.1
24...	44	13	13	13	13	31000	7.5
25...	82	24	24	24	24	36000	8.2
26...	79	25	25	25	25	36000	7.6
27...	99	31	31	31	30	36000	8.0	1
28...	92	31	31	31	30	34000	7.5
29...	155	40	40	40	37	36000	8.1	1
30...	126	34	34	34	33	34000	7.7	1
31...	79	21	21	21	20	39000	7.6	1
33...	49	13	13	13	13	40000	8.3
34...	111	30	30	30	28	29000	6.6	2	2
35...	123	36	36	36	31	19000	5.6	5	140	4.6	...	1
36...	85	29	29	29	27	17000	5.3	1	2
37...	113	36	36	36	28	19000	5.6	7	138	5.0	...	2
38...	123	39	39	39	20	14000	5.1	19	97	4.2	...	3
39...	14	4
41...	71	20	20	20	19	38000	7.3
42...	91	25	25	25	24	39000	7.5
43...	82	25	25	25	25	39000	8.0	1
44...	87	26	26	26	25	37000	7.8
45...	16	5	5	5	4
46...	55	15	15	15	12	29000	7.4	1
47...	57	14	14	14	13	33000	7.8
48...	48	11	11	11	10	31000	7.5	1
49...	6	2
50...	37	9	9	9	8	42000	8.0	1
55...	6	1
57...	8	2
59...	20	5	5	5	5	20000	5.4	1
60...	37	16	16	16	11	25000	6.4
61...	53	11	11	11	11	31000	7.3
62...	62	16	16	16	15	26000	7.3

Table 2.—CHARACTERISTICS OF HOUSING UNITS, BY BLOCKS: 1960—Con.

["Total population" contains no persons in group quarters unless preceded by asterisk; one asterisk (*) denotes less than 10 percent; two asterisks (**), 10 percent or more]

Table with columns: Blocks within census tracts, Total population, All housing units by condition and plumbing (Sound, Deteriorating, Dilapidated), Occupied housing units (Owner occupied, Renter occupied), Occupied by non-white, 1.01 or more persons per room.

City Block Characteristics

Table 2.—CHARACTERISTICS OF HOUSING UNITS, BY BLOCKS: 1960—Con.

["Total population" contains no persons in group quarters unless preceded by asterisk: one asterisk (*) denotes less than 10 percent; two asterisks (**), 10 percent or more]

Blocks within census tracts	Total population	All housing units by condition and plumbing									Occupied housing units								
		Total	Sound			Deteriorating			Dilapidated	Owner occupied			Renter occupied			Occu- pied by non- white	1.01 or more persons per room		
			Total	With all plumb- ing facil- ities	Lack- ing some or all facil- ities	Total	With all plumb- ing facil- ities	Lacking some or all facilities		With flush toilet	No flush toilet	Total	Average value (dollars)	Average num- ber of rooms	Total			Average con- tract rent (dollars)	Average num- ber of rooms
85...	42	17	17	17	11	13500	4.8	6	94	3.7	
86...	22	41	41	41	3	8	97	3.4	
87...	186	102	102	102	2	84	110	3.5	1	...	
88...	35	19	19	19	1	14	114	2.9	
89...	35	10	10	10	8	12500	5.0	2	
90...	47	18	18	18	14	11000	4.9	3	
91...	53	16	13	13	3	3	...	13	10500	4.6	3	
92...	45	18	17	17	1	1	...	14	10500	4.4	2	
93...	69	20	17	17	3	3	...	5	10500	4.4	15	93	4.0	3	5	
94...	46	20	14	14	6	6	...	11	9000	4.2	9	66	3.6	...	1	
95...	52	20	19	18	1	1	1	10	10000	5.9	10	81	3.8	...	1	
96...	42	18	18	18	15	8500	4.7	3	
97...	20	18	18	18	2	2	...	11	10000	4.7	9	85	4.7	...	1	
98...	46	18	18	18	17	11500	4.7	1	2	
99...	54	19	19	19	15	14500	5.5	3	1	
100...	50	17	17	17	15	14000	5.5	2	1	
101...	58	18	18	18	13	13000	4.9	5	
102...	58	17	17	17	15	14500	5.3	2	106	4.6	...	3	
103...	48	18	17	17	13	14000	5.8	5	
104...	39	18	18	18	12	12000	4.9	4	89	3.8	...	1	
105...	66	20	20	20	18	12000	5.2	2	1	
106...	74	20	20	20	14	12000	6.4	6	107	2	
107...	59	16	15	15	1	1	...	9	10000	5.0	6	88	5.5	...	3	
108...	51	16	16	16	11	11500	4.7	5	...	5.2	
109...	43	14	14	14	14	14000	4.8	...	100	4.0	...	1	
112...	51	16	16	16	10	10000	4.7	6	
113...	21	6	6	6	6	12000	5.2	...	90	4.3	
114...	65	17	17	17	10	12000	6.0	7	1	1	
115...	76	20	20	20	17	11500	6.4	3	99	5.0	1	1	
116...	56	19	19	19	15	10000	4.9	4	2	
117...	58	20	20	20	14	11500	4.7	6	95	4.8	...	1	
118...	61	22	22	22	21	11000	4.9	1	2	
119...	75	20	19	19	1	1	...	10	10500	5.2	10	81	4.4	...	3	
120...	72	27	23	23	4	3	1	12	9500	4.8	14	71	4.0	...	1	
121...	43	15	13	13	2	2	...	9	10000	5.2	4	
122...	59	17	17	17	12	11500	5.3	4	3	
123...	48	19	19	19	16	10500	5.1	1	
124...	67	25	18	18	7	7	...	21	9000	5.4	4	1	
125...	56	20	20	20	17	10000	4.5	3	2	
126...	28	11	10	10	1	1	...	4	6	77	4.5	...	2	
127...	5	1	
128...	46	18	14	14	3	3	...	10	8000	4.3	8	
130...	57	18	16	16	2	1	1	9	8500	5.2	8	74	4.0	...	3	
131...	41	17	17	17	8	8500	3.9	8	86	4.0	
132...	53	17	17	17	10	10500	4.6	7	87	4.5	...	4	
133...	55	18	15	15	1	1	...	9	11500	5.6	4	85	4.3	...	1	
134...	3	1	3	2	1	6	11000	5.2	11	95	3.8	...	3	
135...	36	14	14	14	
136...	3	1	
137...	25	8	7	7	12	97	4.1	...	1	
44-B1...	**5483	736	735	735	1	1	...	86	...	3.9	497	95	4.5	26	91	
3...	**3910	172	171	171	85	...	3.9	84	107	5.6	1	27	
10...	280	120	120	120	68	97	4.3	5	12	
11...	281	120	120	120	70	96	4.3	7	12	
13...	775	248	248	248	91	91	4.3	10	31	
14...	137	44	44	44	37	91	4.4	2	5	
15...	100	32	32	32	27	91	4.3	1	4	
45-A...	6839	1864	1535	1520	15	214	210	2	2	115	1295	10500	4.7	485	77	3.9	5	412	
1...	20	7	1	1	...	5	5	1	4	3	1	
2...	48	15	5	5	...	5	5	6	9500	4.3	9	61	3.3	...	2	
3...	52	15	8	8	...	2	2	10	8000	5.1	4	2	
4...	25	7	2	2	...	4	4	5	8000	5.1	4	
5...	32	11	4	4	...	3	3	5	7500	4.6	2	
6...	64	21	14	14	...	2	2	4	9500	4.0	3	4	
7...	78	26	6	6	...	8	8	9	7500	4.0	12	78	4.1	...	7	
8...	123	36	33	33	...	1	1	14	8000	4.3	9	62	3.6	...	8	
9...	184	47	47	47	2	32	103	3.9	...	7	
10...	34	11	10	10	41	11000	4.7	5	89	4.2	...	10	
11...	58	11	11	11	...	1	1	8	16500	5.4	3	6	
12...	77	19	18	18	8	10500	5.1	3	4	
13...	90	21	20	20	...	1	1	17	11000	5.2	2	5	
14...	90	24	24	24	16	11500	4.9	4	4	
15...	53	11	11	11	20	10500	4.8	3	5	
16...	72	15	11	11	...	2	2	8	11000	5.0	2	3	
17...	83	23	23	23	10	11000	5.1	4	4	
18...	18	5	1	1	...	2	2	19	10500	5.0	2	
19...	111	27	8	8	...	7	7	2	1	
20...	67	23	11	11	...	5	5	12	23	8500	4.5	3	11
21...	56	17	3	3	...	7	7	7	16	10000	4.7	6	60	4.0	...	1
22...	47	18	10	10	...	4	4	7	10	7500	4.7	6	59	4.0	...	2
23...	106	32	25	25	4	14	9500	4.2	3	7
24...	44	15	9	9	...	1	1	20	9000	4.5	12	68	4.1	
25...	51	17	12	12	...	2	2	5	11	9000	4.5	4	2
26...	20	5	2	2	3	11	11000	4.9	6	64	4.0	...	2
27...	55	18	12	12	...	4	4	4	1	4

Table 2.—CHARACTERISTICS OF HOUSING UNITS, BY BLOCKS: 1960—Con.

["Total population" contains no persons in group quarters unless preceded by asterisk; one asterisk (*) denotes less than 10 percent; two asterisks (**), 10 percent or more]

Blocks within census tracts	Total population	All housing units by condition and plumbing									Occupied housing units							
		Sound			Deteriorating			Dilapidated	Owner occupied			Renter occupied			Occupied by non-white	1.01 or more persons per room		
		Total	With all plumbing facilities	Lacking some or all facilities	Total	With all plumbing facilities	Lacking some or all facilities		Total	Average value (dollars)	Average number of rooms	Total	Average contract rent (dollars)	Average number of rooms				
																	With flush toilet	No flush toilet
28***	20	6	4	4	...	1	1	1	5	10500	5.0	1	1
29***	147	29	28	28	...	1	1	13	11500	5.2	15	97	4.5	...	16
30***	61	15	15	15	13	12000	4.9	2	3
31***	117	24	24	24	22	12000	5.4	2	6
32***	72	18	18	18	14	12500	6.0	4
33***	40	9	9	9	7	13500	5.0	2	1
34***	192	44	44	44	38	13000	5.4	5	111	5.4	...	7
35***	134	26	25	25	...	1	1	26	11000	4.8	2	
36***	89	19	5	5	...	11	11	13	8500	5.4	5	76	4.4	...	9
37***	98	26	13	13	...	11	11	20	9000	4.6	5	65	4.0	...	8
38***	129	29	20	20	...	7	7	2	21	9000	4.5	7	72	3.9	...	12
39***	96	28	18	18	...	4	4	6	18	8500	4.6	8	85	4.0	...	4
40***	74	18	9	9	...	4	4	5	10	9500	5.2	7	64	3.6	...	7
41***	159	43	41	41	...	1	1	21	11000	4.9	18	82	3.3	...	13
42***	70	15	15	15	14	11000	5.4	1	4
43***	67	21	21	21	11	10500	5.5	7	74	3.9	...	4
44***	66	16	14	12	2	2	2	12	10500	4.6	4	6
45***	70	16	14	14	...	2	2	8	11000	5.3	8	81	4.5	...	3
46***	138	55	53	53	...	2	1	1	45	5000	3.5	3	6
47***	91	34	32	32	...	2	2	31	7000	3.6	2	3
48***	87	25	14	14	...	11	11	20	9000	4.4	4	7
49***	112	27	21	21	...	4	4	2	20	10000	5.0	6	76	3.8	...	5
50***	174	52	31	31	...	21	21	32	10000	4.2	15	77	3.1	...	14
51***	158	35	18	18	...	16	16	1	24	10500	5.1	10	89	4.2	...	11
52***	125	31	30	30	...	1	1	29	12500	5.4	2	3
53***	56	16	16	16	16	13500	5.2	1
54***	83	20	20	20	17	13500	5.2	3	3
55***	73	18	18	18	18	13000	5.2	5
56***	59	12	12	12	12	12500	5.3	4
57***	110	26	22	22	...	4	4	20	12000	5.2	6	89	4.5	1	6
58***	62	20	17	17	...	3	2	1	18	13000	5.2	2
59***	27	6	3	3	...	3	3	2	4	1
60***	316	104	97	93	4	7	7	81	9000	3.6	18	68	3.1	...	24
61***	61	14	14	14	8	11000	5.6	6	76	4.2	...	4
62***	83	19	16	16	...	3	3	11	9000	4.4	8	74	4.0	...	10
63***	116	30	28	28	...	2	2	17	11000	5.1	12	69	3.8	1	7
64***	56	20	18	16	2	2	2	13	8500	4.4	7	68	4.3	...	3
65***	88	21	19	19	...	2	2	13	8500	4.6	8	77	4.5	...	6
66***	80	20	19	19	...	1	1	14	8000	4.7	4	5
67***	77	24	22	20	2	2	2	16	7500	4.9	8	64	3.9	...	1
68***	410	134	122	119	3	11	9	1	1	1	70	8500	4.7	50	64	3.4	...	32
69***	46	18	18	18	10	7500	4.1	5	57	4.0	...	4
70***	94	26	25	25	...	1	1	14	12500	4.9	11	80	4.2	...	5
72***	273	69	68	66	2	1	1	47	11000	5.4	19	75	3.8	...	13
73***	69	18	17	17	15	10000	5.3	2	4
74***	71	22	21	21	...	1	1	14	7000	4.4	7	84	4.7	1	3
75***	92	24	21	21	...	2	2	14	9000	4.8	8	73	4.1	...	5
76***	93	25	25	25	17	8000	4.6	8	66	4.4	...	6
75-8***	*7229	2070	1622	1591	31	358	328	27	3	90	1178	8500	4.6	781	59	3.9	33	452
1***	62	35	22	19	3	12	11	1	...	1	18	...	2.9	16	56	2.4	...	4
2***	71	56	28	26	2	27	13	14	...	1	25	6500	2.8	19	54	1.6	...	1
3***	20	9	4	4	...	4	2	1	1	1	4	5	82	2.6
4***	64	24	18	17	1	6	6	13	10500	4.9	9	67	4.0	...	3
5***	51	15	15	11	4	6	10000	4.8	4	3
6***	33	14	12	12	2	6	9000	4.7	8	54	3.1	...	1
7***	38	11	11	10	1	11	77	2.0	...	6
8***	59	24	23	22	1	1	1	9	9000	4.6	12	60	3.3	...	2
9***	11	4
10***	42	17	17	17	8	8500	4.4	9	82	3.6	...	2
11***	28	17	17	17	5	...	4.2	7	78	2.1	...	3
12***	19	9	9	9	5	...	5.8	4
13***	53	16	15	15	...	1	1	8	12500	4.4	8	75	4.9	...	1
14***	48	20	20	20	10	8500	4.0	10	69	3.2	...	1
15***	38	17	17	16	1	16	...	2.7	1
16***	30	10	8	8	...	2	2	10	7500	5.0	1
17***	26	12	12	12	9	7500	4.0	3	1
18***	73	19	18	18	...	1	1	13	9000	5.0	6	70	3.7	...	4
19***	67	18	18	18	9	8000	4.7	9	66	4.2	2	3
20***	42	18	15	15	...	3	1	2	13	7500	3.7	5	58	3.8	...	2
21***	21	9	8	8	...	1	1	3	6	65	3.0	...	1
22***	7	3
23***	92	24	17	17	...	5	5	2	14	7500	4.6	10	59	3.8	...	8
24***	295	81	75	74	1	6	5	1	57	8500	4.6	20	61	4.0	...	21
25***	88	25	23	22	1	1	1	17	7500	4.6	6	69	4.2	...	6
26***	81	24	21	21	...	1	...	1	...	2	15	8000	4.6	7	69	3.9	...	6
27***	89	29	15	15	...	13	12	1	...	1	21	7500	4.6	7	67	4.4	...	1
28***	70	25	14	14	...	9	9	2	17	7500	4.3	6	74	4.3	...	2
29***	60	21	4	4	...	17	17	8	7000	4.6	13	60	3.5	...	1
30***	69	25	10	10	...	14	14	1	14	8000	4.6	10	58	3.9	...	3
31***	39	14	3	3	...	9	9	2	9	8000	4.6	4	2
32***	71	19	10	9	1	6	6	3	10	8500	4.8	8	79	4.3	2	7
33***	88	23	9	9	...	4	4	10	16	8000	4.6	...	74	4.4	...	6
34***	83	19	6	6	...	12	11	1	...	1	18	7500	4.6	1	4
35***	105	23	23	23	20	7500	4.3	2	7
36***	98	26	17	17	...	9	9	17	8000	4.9	7	59	3.9	...	9
37***	81	26	17	17	...	9	9	18	8500	4.6	8	65	3.6	...	4

Table 2.—CHARACTERISTICS OF HOUSING UNITS, BY BLOCKS: 1960—Con.

["Total population" contains no persons in group quarters unless preceded by asterisk: one asterisk (*) denotes less than 10 percent; two asterisks (**), 10 percent or more]

Blocks within census tracts	Total population	All housing units by condition and plumbing									Occupied housing units							
		Total	Sound			Deteriorating			Dilapidated	Owner occupied			Renter occupied					
			Total	With all plumbing facilities	Lacking some or all facilities	Total	With all plumbing facilities	Lacking some or all facilities		Total	Average value (dollars)	Average number of rooms	Total	Average contract rent (dollars)	Average number of rooms	Occupied by non-white	1.01 or more persons per room	
																		With flush toilet
38...	62	17	14	14	...	3	3	14	6000	4.2	3	4
39...	56	16	14	14	...	2	2	14	7500	3.9	2	3
40...	76	22	16	16	...	6	6	16	6500	4.2	6	253	4.2	...	5
41...	37	11	9	9	...	1	1	1	6	7000	4.2	5	...	5.0	...	3
43...	105	24	19	19	...	5	5	16	8500	5.1	6	61	4.2	...	2
44...	75	17	12	12	...	4	4	1	14	9000	5.2	3	5
45...	90	24	18	17	1	3	2	1	...	3	20	6500	4.7	2	3
46...	68	22	17	17	...	4	4	1	16	9000	4.9	4	6
47...	74	23	21	19	2	2	2	16	7000	4.3	6	58	3.5	...	6
48...	111	26	18	16	2	8	8	17	8500	4.4	8	69	4.0	...	12
49...	81	19	13	12	1	4	3	1	...	2	15	8000	4.6	3	1	5
50...	104	27	23	23	...	4	4	20	9000	5.1	7	71	4.0	1	7
51...	92	28	12	12	...	7	7	9	21	7000	4.4	4	5
52...	58	20	10	7	3	4	4	6	9	6500	4.3	10	59	3.9	...	3
53...	61	20	9	9	...	9	7	2	...	2	11	8000	4.0	9	63	3.8	...	5
54...	74	28	13	13	...	10	10	5	16	8000	5.1	10	60	5.0	...	3
55...	76	26	20	19	1	5	5	1	17	10500	4.7	9	63	3.3	1	2
56...	88	23	10	10	...	8	8	5	19	7500	4.4	4	6
57...	80	25	22	22	...	3	3	19	8000	4.7	6	85	4.5	...	3
58...	74	19	18	18	...	1	1	12	8000	4.5	7	66	4.6	...	5
59...	64	17	16	16	...	1	1	9	7500	5.0	7	70	4.0	...	5
60...	23	9	7	7	...	2	2	4	4	1
61...	57	18	15	15	...	3	3	14	9000	4.4	3	3
62...	79	17	12	12	...	5	5	12	10000	4.8	5	...	4.2	...	7
63...	106	24	18	18	...	6	6	18	8000	5.4	6	66	4.0	1	10
64...	64	20	12	12	...	6	6	2	12	8000	5.0	6	67	4.3	...	3
65...	99	25	16	16	...	6	6	3	13	8000	5.3	10	75	3.6	...	7
66...	67	22	11	11	...	4	4	7	15	8500	4.7	5	68	3.4	...	2
67...	51	17	14	13	1	2	2	1	10	7500	4.0	6	60	3.2	...	2
68...	83	22	12	12	...	3	3	7	13	7500	4.6	8	63	4.0	...	5
69...	83	25	23	22	1	1	1	1	14	8000	4.6	9	66	3.8	...	2
70...	576	133	133	133	1	127	41	4.4	11	51
71...	556	128	128	128	122	41	4.4	10	49
72...	74	17	9	9	...	8	8	8	9500	5.1	9	52	3.8	...	5
73...	73	16	12	12	...	4	4	12	7500	5.3	4	5
76...	**84	19	18	18	...	1	1	16	9500	4.9	2	5
77...	86	24	19	19	...	5	4	1	17	9500	4.6	6	68	3.8	...	4
78...	86	20	17	16	1	3	3	12	8000	4.5	7	62	3.9	...	9
79...	59	19	14	13	1	4	4	1	9	9500	5.2	8	61	3.4	...	2
80...	54	17	13	13	...	4	4	14	9000	4.9	2
81...	68	18	18	17	1	14	9000	4.7	3	3
82...	176	44	39	39	...	5	5	32	11500	5.3	8	88	5.0	...	7
83...	28	8	8	8	...	3	3	7	12000	5.3	1
84...	72	19	16	16	3	11	12500	4.4	8	82	3.8	1	4
85...	6	2	1
86...	101	24	23	23	1	18	13000	5.4	1	5
88...	61	14	9	9	...	5	5	11	9500	4.9	3	3
90...	114	29	26	26	...	1	1	2	21	10000	5.2	5	69	4.2	1	6
91...	32	8	8	8	2	6	10000	4.5	2	3
92...	123	35	32	32	...	3	2	1	25	8500	4.7	8	78	4.0	1	6
93...	76	20	17	17	...	3	3	18	9000	4.4	2	5
94...	94	22	21	21	...	1	1	18	10000	5.9	4	3
46-A...	*7429	1860	1840	1837	3	20	19	1	1642	13000	5.3	193	112	4.2	3	264
1...	77	19	17	17	3	17	9000	5.0	2	3
2...	70	20	17	17	...	3	3	15	7500	4.3	5	78	3.8	...	3
3...	108	20	17	17	...	3	3	16	9500	5.0	4	10
4...	83	20	19	19	...	1	1	18	10500	5.7	2	3
5...	76	19	19	19	13	11000	5.5	6	90	4.7	...	3
6...	81	21	19	19	...	2	2	18	10000	4.9	3	3
7...	62	16	16	16	13	13000	5.2	3	2
8...	78	24	24	24	21	11000	4.8	3	1
9...	69	20	19	19	...	1	1	18	11500	5.3	1
10...	67	21	21	21	18	11000	4.9	2	1
11...	88	24	24	23	1	15	11000	4.9	9	146	3.4	...	5
12...	101	37	37	37	4	29	69	2.7	...	13
13...	46	16	16	16	6	10000	4.5	9	77	3.4	...	5
14...	91	21	21	21	19	11500	4.9	2	5
15...	82	20	20	20	18	11000	4.6	2	6
16...	91	24	24	24	18	11000	4.6	5	87	4.4	...	4
17...	56	16	15	15	...	1	1	12	11500	4.9	3	5
18...	73	19	19	19	19	11000	5.0	5
19...	84	20	19	19	...	1	1	20	11500	5.2	5
20...	69	20	20	20	15	11000	4.7	5	276	4.6	...	2
21...	60	18	17	17	...	1	1	14	10000	4.2	3	4
22...	76	20	18	18	...	2	2	15	9500	4.4	4	6
23...	70	20	19	19	...	1	1	18	10500	4.5	2	3
24...	75	20	17	17	...	3	2	1	16	10000	4.5	2	4
25...	94	24	24	24	20	13000	5.2	4	2
26...	66	19	19	19	18	12500	4.8	1
27...	87	22	22	22	21	12000	4.8	1	3
28...	20	5	5	5	4	1	1
29...	79	21	21	21	21	12500	5.0	2
30...	68	15	15	15	14	12000	5.8	1
31...	58	13	13	13	12	13500	5.8	1	2
32...	**41	9	9	9	8	12000	5.8	1

Table 2.—CHARACTERISTICS OF HOUSING UNITS, BY BLOCKS: 1960—Con.

["Total population" contains no persons in group quarters unless preceded by asterisk; one asterisk (*) denotes less than 10 percent; two asterisks (**), 10 percent or more]

Blocks within census tracts	Total population	All housing units by condition and plumbing									Occupied housing units							
		Total	Sound			Deteriorating			Dilapidated	Owner occupied			Renter occupied			Occupied by non-white	1.01 or more persons per room	
			Total	With all plumbing facilities	Lacking some or all facilities	Total	With all plumbing facilities	Lacking some or all facilities		Total	Average value (dollars)	Average number of rooms	Total	Average contract rent (dollars)	Average number of rooms			
							With flush toilet	No flush toilet										
33...	29	7	7	7	7	13500	6.4	1
34...	55	14	13	13	...	1	1	13	9000	4.1	5
35...	31	8	8	8	8	10000	4.5	1
36...	52	14	14	14	8	12500	5.0	2
37...	52	14	14	14	14	11000	4.4	2
38...	36	13	13	13	10	11500	4.8	3	3
39...	41	8	8	8	7	12000	5.6	1	3
40...	16	4	1
42...	42	9	9	9	9	16500	6.1	1
43...	71	18	18	18	17	16000	6.5	1
44...	91	20	20	20	20	17000	7.2
45...	45	10	10	10	10	16000	7.3	1
46...	49	12	12	12	12	15500	6.1	1
47...	136	29	29	29	29	15000	6.2	3
48...	194	44	44	44	40	12500	5.7	4	5
49...	98	24	24	24	21	12000	5.3	3	3
51...	83	20	20	20	19	13000	4.8	1	4
52...	71	20	20	20	17	12500	4.9	2	1	1
53...	84	20	20	20	19	14500	5.9	1	3
54...	71	17	17	17	17	14500	5.4	1
55...	53	13	13	13	11	16000	5.6	2	1
56...	40	12	12	12	11	16500	5.5	1
57...	45	12	12	12	12	17000	5.8
58...	54	13	13	13	11	17000	5.7	2	1
59...	17	4
60...	66	17	17	17	15	11500	4.3	2	5
61...	148	38	38	38	35	11000	4.1	3	9
62...	139	38	38	38	31	11000	4.4	6	93	4.2	...	6
63...	156	39	39	38	1	34	11500	4.3	4	14
64...	138	39	39	39	29	11000	4.4	8	87	4.0	...	7
65...	45	11	11	11	10	14500	4.7	1	4
66...	109	28	28	28	25	14000	5.2	3	3
67...	38	10	10	10	10	15000	4.8	3
68...	70	17	17	17	15	11500	4.7	1	5
69...	141	38	38	38	30	14000	5.3	8	91	4.0	...	2
70...	163	38	38	38	35	16500	6.0	3	5
71...	162	34	34	33	1	33	16500	6.1	1	6
72...	119	30	30	30	27	17000	5.8	3	3
73...	132	30	30	30	29	17000	6.2	1	2
74...	118	30	30	30	30	17000	5.9	1
75...	123	29	29	29	29	17000	5.6	5
76...	109	28	28	28	28	16000	5.6	2
77...	133	33	33	33	32	15000	5.7	1	1
78...	102	24	24	24	23	14500	5.4	1	4
79...	4
80...	44	10	10	10	9	16000	5.8	1
81...	77	23	23	23	20	15500	5.6	1	3
82...	38	12	12	12	8	16000	5.6	3
84...	76	14	14	14	14	16500	5.9	5
85...	63	16	16	16	16	16500	5.4	1
86...	169	38	38	38	38	14500	5.5	5
87...	90	19	19	19	19	13500	6.5
88...	107	21	21	21	21	14500	6.5	1
89...	142	31	31	31	29	13500	6.3	2	1
90...	121	27	27	27	24	13000	6.0	3	3
91...	14	5	5	5	4
92...	111	29	29	29	29	12500	5.0	1	3
93...	87	25	25	25	25	13000	5.2	2
94...	118	25	25	25	25	12500	5.6	1
95...	54	13	13	13	13	12000	4.9	3
96...	20	4
46-B...	*4887	1253	1219	1214	5	29	28	1	...	5	1025	12500	5.2	199	90	4.3	5	177
1...	53	19	14	14	...	5	5	6	24000	5.3	12	68	4.3	...	2
2...	100	23	20	20	...	2	2	1	13	11000	5.2	9	81	4.6	...	6
3...	98	24	24	24	20	10500	4.9	4	5
4...	43	14	14	14	13	16500	5.6	1
5...	67	19	15	15	...	4	4	13	8000	4.5	6	73	3.8	...	4
6...	130	34	34	34	27	11000	4.7	3	94	4.3	...	9
8...	134	39	38	38	...	1	1	32	14000	5.3	3	1
9...	78	20	20	20	16	10500	4.6	4	4
10...	57	17	17	17	15	11000	4.7	2	1
11...	157	50	50	50	34	16000	5.6	13	81	3.5	1	3
12...	66	23	23	23	18	15500	5.4	3	2
13...	90	23	22	22	...	1	1	15	12500	5.1	7	88	4.6	...	5
14...	82	19	18	18	...	1	1	15	12000	5.8	3	3
15...	78	19	18	18	...	1	1	19	11500	5.3	5
16...	69	20	20	20	18	11000	4.7	1	2
17...	61	20	19	19	...	1	1	17	10000	4.8	1	1
18...	71	21	21	21	16	11000	4.8	3	4
19...	61	17	17	17	11	11000	4.5	5	...	4.6	...	5
20...	99	28	27	27	1	24	11000	4.4
21...	44	11	11	11	8	11500	4.3	3	4
22...	85	21	20	18	2	1	1	19	10500	4.8	2	5
23...	59	16	16	16	15	12500	5.3	1	2
24...	86	23	23	21	2	19	13500	5.7	3	1	3

City Block Characteristics

Table 2.—CHARACTERISTICS OF HOUSING UNITS, BY BLOCKS: 1960—Con.

["Total population" contains no persons in group quarters unless preceded by asterisk; one asterisk (*) denotes less than 10 percent; two asterisks (**), 10 percent or more]

Blocks within census tracts	Total population	All housing units by condition and plumbing										Occupied housing units							
		Sound					Deteriorating					Dilapidated	Owner occupied			Renter occupied			
		Total	With all plumbing facilities	Lacking some or all facilities	Total	With all plumbing facilities	Lacking some or all facilities		Total	Average value (dollars)	Average number of rooms		Total	Average contract (dollars)	Average number of rooms	Occupied by non-white	1.01 or more persons per room		
							With flush toilet	No flush toilet											
25...	63	21	16	16	...	5	5	10	19000	5.5	10	84	4.4	...	2	
26...	49	13	10	9	...	3	3	9	14500	5.3	4	3	
27...	56	19	19	19	16	10500	4.8	3	2	
28...	50	10	10	10	8	11500	4.8	2	5	
29...	85	20	20	20	19	14000	6.4	1	2	
30...	102	25	25	25	23	14000	5.7	2	2	
31...	54	11	11	11	10	13000	5.1	1	2	
32...	138	30	30	30	24	12500	5.4	6	105	5.0	...	5	
33...	93	22	22	22	16	12500	5.4	6	109	5.2	...	2	
34...	125	28	28	28	25	12000	5.1	3	5	
35...	32	9	9	9	9	13000	5.1	
36...	109	24	24	24	18	12500	5.1	6	113	5.2	...	3	
37...	73	18	18	18	15	13000	5.2	3	3	
38...	60	17	17	17	13	12000	5.0	4	
39...	58	15	15	15	13	13000	5.2	2	1	
40...	75	18	18	18	16	13000	5.3	2	2	
41...	102	22	22	22	22	13500	6.0	2	
42...	114	25	25	25	24	13500	6.5	1	2	
43...	127	27	27	27	27	13000	6.6	2	
44...	74	16	16	16	15	12000	5.7	1	2	
47...	23	8	3	3	...	2	2	3	6	9500	4.7	2	
48...	63	15	15	15	13	12000	6.2	2	2	
49...	81	17	17	17	17	11000	5.2	4	
52...	97	26	26	26	25	11500	4.6	1	5	
53...	117	29	29	29	26	12000	5.1	2	3	
54...	124	30	28	28	...	2	1	1	27	11500	5.1	3	4	
55...	28	7	7	7	7	11000	5.4	
56...	100	26	26	26	22	13500	5.4	4	2	
57...	96	27	27	27	22	11000	4.5	5	...	4.0	...	3	
58...	50	13	13	13	12	11000	4.4	1	3	
59...	115	29	29	29	26	10500	4.4	3	1	4	
60...	38	10	10	10	9	11000	4.6	1	3	
61...	90	22	22	22	20	11000	4.5	2	6	
63...	53	15	15	15	13	12500	5.7	1	1	
64...	83	22	22	22	16	12000	5.1	5	77	3.4	...	3	
65...	**222	47	47	47	29	14000	5.3	14	103	3.7	...	9	
46-C...	7521	1883	1878	1874	4	5	5	1582	12500	5.2	285	98	4.5	7	260	
1...	78	20	20	20	16	11000	4.7	4	1	
2...	107	34	34	34	30	12000	4.7	4	2	
3...	95	24	24	24	17	10500	4.6	7	96	4.3	...	4	
4...	105	29	29	29	27	11000	4.6	2	1	
5...	130	31	31	31	26	10000	4.8	5	81	4.4	1	3	
6...	120	28	28	28	26	11000	5.2	2	4	
7...	113	33	33	33	27	10500	4.7	6	87	4.0	...	3	
8...	196	49	49	49	34	10500	5.1	15	83	4.5	...	7	
9...	159	43	43	43	35	11000	5.0	8	90	4.5	...	7	
10...	174	38	38	37	1	38	16500	6.7	3	
11...	52	11	11	11	11	16000	7.0	
12...	178	41	41	40	1	40	17000	6.9	1	2	
13...	162	38	38	38	33	16000	6.7	4	1	
14...	47	10	10	10	10	17000	7.6	1	
15...	65	13	13	13	13	16000	7.0	1	
16...	88	20	20	20	20	16000	6.3	1	
17...	89	20	20	20	20	16500	6.4	1	
18...	64	18	18	18	17	16000	6.5	1	1	
19...	173	40	40	40	39	16500	6.8	1	1	
20...	164	40	40	40	37	16500	6.6	3	9	
21...	222	56	56	56	49	13000	5.2	6	88	4.0	...	10	
22...	189	50	50	50	42	10000	4.5	7	91	4.0	...	7	
23...	180	49	48	48	...	1	1	40	10500	4.5	9	83	4.2	...	7	
24...	181	46	44	44	...	2	2	36	10500	4.6	10	88	4.1	...	10	
25...	164	43	43	43	37	11000	4.9	6	97	4.7	...	4	
26...	162	43	43	41	2	36	10500	4.5	7	80	3.9	...	7	
27...	186	50	50	50	42	11000	4.5	8	89	4.1	...	10	
28...	128	35	35	35	25	10500	4.2	9	87	4.1	1	5	
30...	155	35	35	35	31	12500	5.8	3	2	
31...	230	44	43	43	...	1	1	37	12000	5.8	7	103	5.4	...	10	
32...	101	27	27	27	23	15500	5.2	4	2	
33...	107	30	30	30	25	16000	5.3	3	2	5	
34...	113	30	30	30	21	15000	5.2	9	132	5.0	...	3	
35...	82	18	18	18	17	17500	5.7	1	2	
36...	93	22	22	22	22	14500	5.7	1	
37...	90	22	22	22	16	15500	5.4	2	129	4.8	...	3	
38...	67	22	22	22	20	15500	5.1	6	1	
39...	78	22	22	22	21	15500	5.3	1	
40...	82	22	22	22	16	14000	5.4	6	86	4.0	...	3	
41...	77	22	22	22	17	10500	4.1	5	92	4.2	...	3	
42...	79	22	22	22	17	10000	4.4	5	90	4.0	...	3	
43...	103	24	24	24	11	11500	5.6	13	122	4.3	...	4	
44...	143	24	24	24	22	11000	5.8	5	8	
45...	88	20	20	20	15	10500	4.5	2	6	
46...	79	21	21	21	16	11000	4.3	5	90	4.6	...	4	
47...	69	14	14	14	13	11000	4.3	1	3	
48...	105	22	21	21	...	1	1	19	11500	5.5	3	4	
49...	7	2	
50...	157	39	39	39	33	10500	4.3	6	93	4.3	...	15	

Table 2.—CHARACTERISTICS OF HOUSING UNITS, BY BLOCKS: 1960—Con.

["Total population" contains no persons in group quarters unless preceded by asterisk: one asterisk (*) denotes less than 10 percent; two asterisks (**), 10 percent or more]

Blocks within census tracts	Total population	All housing units by condition and plumbing								Occupied housing units							
		Total	Sound			Deteriorating			Dilapidated	Owner occupied			Renter occupied			Occupied by non-white	1.01 or more persons per room
			Total	With all plumbing facilities	Lacking some or all facilities	Total	With all plumbing facilities	Lacking some or all facilities		Total	Average value (dollars)	Average number of rooms	Total	Average contract rent (dollars)	Average number of rooms		
51...	162	44	44	44	40	10000	4.3	4	11
52...	120	36	36	36	27	10500	4.1	7	85	4.3	...	5
53...	140	40	40	40	28	9500	4.0	12	90	4.0	...	6
54...	183	40	40	40	38	11000	5.1	1	6
55...	148	28	28	28	12	11000	5.4	15	106	5.5	...	11
56...	118	30	30	30	23	10500	4.7	7	91	4.6	1	9
57...	106	30	30	30	22	9500	4.2	8	94	4.0	...	6
58...	97	30	30	30	20	11000	4.4	9	90	4.1	...	7
59...	103	30	30	30	25	12500	4.6	2	3
60...	128	30	30	30	26	13000	5.3	4	2
61...	110	30	30	30	28	13500	4.9	1	5
62...	119	30	30	30	28	13500	4.9	2	3
63...	111	29	29	29	29	14000	5.1	3
47-1...	5955	1458	1458	1457	1	1367	18500	5.8	73	142	5.8	4	126
1...	140	33	33	33	33	17500	6.0	1	3
2...	99	24	24	24	23	17500	6.0	1	3
3...	102	25	25	25	24	17000	5.3	1	2
4...	111	25	25	25	25	16500	5.7	3
5...	95	25	25	25	24	17500	5.2	1	5
6...	107	27	27	27	27	17000	5.9	2
7...	96	28	28	28	27	16500	5.7	1	1	...
8...	122	32	32	32	28	16000	5.7	3
9...	122	34	34	34	33	17000	5.8	1	2
10...	149	34	34	34	33	17500	5.9	1	3
11...	131	34	34	34	29	17500	5.7	5	137	5.8	...	4
12...	160	35	35	35	31	18000	5.9	4	6
13...	135	34	34	34	34	19500	6.1	2
14...	152	34	34	34	33	18500	6.2	1	2
15...	137	35	35	35	32	15000	5.2	3	1
17...	42	11	11	11	9	17000	5.4	2	2
18...	141	35	35	35	33	16500	5.4	2
19...	134	31	31	31	30	16500	5.5	1	1
20...	96	25	25	25	25	17500	6.2	3
21...	129	34	34	34	30	38000	6.8	3
23...	122	28	28	28	27	18000	6.6	1	1
24...	109	28	28	28	28	17000	6.0
25...	102	23	23	23	23	17000	5.7	3
26...	79	18	18	18	17	19500	6.3	1	3
27...	82	18	18	18	17	23000	6.5	1	1
28...	83	19	19	19	18	17500	5.8	1	1
29...	82	16	16	16	16	15500	6.1	1
30...	38	9	9	9	7	23000	7.0	1	4
31...	52	15	15	15	12	27000	7.1	2
32...	37	11	11	11	10	25000	6.1	1
33...	41	11	11	11	11	21000	5.9
34...	112	25	25	25	23	17500	6.0	2	1
35...	88	24	24	24	23	16500	5.5	1	1	2
36...	105	27	27	27	27	18000	5.3	5
37...	85	23	23	23	22	17000	4.9	1	4
38...	76	18	18	18	16	17500	5.6	2
39...	64	14	14	14	13	19000	6.2	1	2
40...	58	14	14	14	12	19000	6.5	2	1
42...	30	10	10	10	9	18000	5.3	1	1
43...	55	15	15	15	14	18000	5.3	1
44...	89	21	21	21	21	18000	5.4	2
45...	110	27	27	27	27	17500	5.5	4
46...	126	31	31	31	30	17500	5.8	1	4
47...	151	35	35	35	34	17500	6.1	1	4
48...	150	36	36	35	1	34	16500	5.4	2	6
49...	34	8	8	8	8	17500	5.6	6
50...	91	22	22	22	21	17000	5.3	1
51...	74	16	16	16	16	17500	5.7	2
52...	129	31	31	31	31	17500	5.7	2
53...	96	24	24	24	24	17500	5.6	1
54...	94	23	23	23	22	16000	5.3	1	4
55...	123	25	25	25	25	15500	5.4	4
56...	128	30	30	30	28	14500	5.4	2	2
57...	115	29	29	29	27	14500	4.8	2	3
58...	120	25	25	25	11	16500	5.9	14	133	6.4	...	4
59...	77	18	18	18	17	19000	5.9	1
60...	52	12	12	12	12	20000	6.7	1
61...	103	27	27	27	25	19000	5.1	2	3
62...	47	16	16	16	12	36000	7.8
63...	15	6	6	6	4	5
64...	79	19	19	19	17	19000	5.5
65...	52	16	16	16	13	29000	6.4
46-1...	*8916	2053	2047	2041	6	6	5	1	...	1969	17000	6.1	77	127	5.5	10	119
1...	58	15	15	15	13	18000	5.5	2
2...	110	30	30	30	29	15500	5.3	1	1
3...	103	30	30	30	27	13000	4.9	2	4
4...	104	30	30	30	28	13000	4.9	2	2
5...	53	14	14	14	13	13000	5.6	1	6
6...	75	16	16	16	12	11000	5.0	6
7...	129	30	29	29	27	11500	5.4	3	5

City Block Characteristics

Table 2.—CHARACTERISTICS OF HOUSING UNITS, BY BLOCKS: 1960—Con.

["Total population" contains no persons in group quarters unless preceded by asterisk (*) asterisk (*) denotes less than 10 percent; two asterisks (**), 10 percent or more]

Blocks within census tracts	Total population	All housing units by condition and plumbing									Occupied housing units						
		Total	Sound			Deteriorating			Dilapidated	Owner occupied			Renter occupied			Occupied by non-white	1.01 or more persons per room
			Total	With all plumbing facilities	Lacking some or all facilities	Total	With all plumbing facilities	Lacking some or all facilities		Total	Average value (dollars)	Average number of rooms	Total	Average contract rent (dollars)	Average number of rooms		
8...	119	27	27	27	27	11500	4.9	6
9...	83	23	22	22	...	1	1	20	13000	5.0	3	1
10...	57	16	16	16	15	18000	5.3	1	1
11...	38	11	11	11	10	18000	5.0	1	1
12...	23	7	7	7	7	18000	5.0	2
13...	37	11	11	11	11	24000	5.8	1
14...	183	51	51	51	48	18500	5.7	3	4
15...	109	23	23	23	22	18000	6.5	1	1
16...	98	23	23	23	22	17500	6.3	1	1
17...	83	21	21	21	21	17500	6.5
18...	33	9	9	9	9	22000	6.3
19...	101	26	26	26	26	16500	6.3	1
20...	129	32	32	32	31	17000	6.2	1	1
21...	48	10	10	10	10	18000	5.8	2
22...	135	28	28	28	27	17500	6.6	1	4
23...	98	25	25	25	25	17000	6.2
24...	82	21	21	21	18	17000	6.7	3
25...	76	18	18	18	18	17500	6.8
26...	58	16	16	16	15	17500	6.9	1	1
27...	78	17	17	17	17	18500	6.9
28...	91	18	18	18	17	16500	6.7	1	2
29...	87	18	18	18	17	16500	7.1	1
30...	81	18	18	18	16	17500	6.9	2	1
31...	87	26	26	26	25	16500	6.4	1
32...	94	27	27	27	27	16500	6.4	1
33...	117	30	30	28	2	28	17000	5.9	1	3
34...	101	26	26	26	26	17000	6.4
35...	112	26	26	26	25	17000	6.3	1
36...	88	22	22	22	20	17000	6.1	2	1
37...	105	24	24	24	23	16000	6.6	1	1
38...	165	38	38	38	37	17500	6.9	1	3
39...	86	20	20	20	19	16500	6.6	1
40...	106	28	28	28	28	17000	6.4
41...	74	17	17	17	16	16000	6.4	1	3
42...	95	25	25	25	24	16000	6.2
43...	*94	21	21	21	21	17500	6.7
44...	93	21	20	20	...	1	1	20	16500	6.3	1	1
45...	83	20	20	20	19	16500	5.8	1
46...	73	19	19	19	19	17000	6.5	1
47...	69	15	15	15	15	17500	6.7	1	2
48...	90	20	20	19	1	18	17500	6.5	2
49...	113	25	25	25	25	17500	6.5	2
50...	89	21	21	21	21	17000	6.4	1
51...	84	17	17	17	17	17500	6.1
52...	54	14	14	14	13	16000	6.0	1
53...	101	27	27	27	26	17000	6.0	1
54...	51	13	13	13	13	16000	6.0
55...	97	24	24	24	23	18000	6.2	1	1
56...	88	19	19	19	18	18500	6.5	1	1
57...	63	15	15	15	14	17000	6.1	1	2
58...	54	12	12	12	12	19000	6.8	2	...
59...	48	12	12	12	11	17500	6.5	1
60...	*822	71	70	70	...	1	1	67	17500	6.2	4	1	8
61...	219	55	55	55	51	14500	5.6	3	5
62...	170	39	39	39	39	17500	6.4	1	2
63...	58	17	15	15	...	2	2	16	19000	6.1	1
64...	93	21	21	21	21	18000	6.0	1
65...	74	20	20	20	20	17500	5.9
66...	97	28	28	28	27	17000	6.0	1
67...	108	26	26	26	25	18000	6.3	1	1	1
68...	75	17	17	17	16	19000	6.8	1	1
69...	27	7	7	7	7	18000	5.9
70...	130	30	30	30	29	16500	6.0	1	1
71...	123	31	31	31	31	16000	5.8	2
73...	121	28	28	28	28	16000	5.9	3
74...	99	24	24	24	24	17000	5.8	1	2
75...	100	24	24	22	2	20	17500	5.9	4	3
76...	119	27	27	27	26	16500	5.8	1	2
77...	108	30	30	30	29	16500	5.6	1	1
78...	125	31	31	31	31	17000	5.8	1	1
79...	144	37	37	37	36	16500	5.8	1	2
80...	68	19	19	18	1	18	17500	5.5	1
81...	55	13	13	13	13	16500	5.5	2
82...	28	8	8	8	8	15500	5.3	4
83...	149	35	35	35	35	17000	5.9	1
84...	102	23	23	23	23	16000	5.8	2
85...	54	13	13	13	13	16000	6.0	1
86...	16	3
87...	56	14	14	14	14	16000	5.9
88...	142	31	31	31	29	17500	6.2	2	1
89...	124	30	30	30	30	17000	6.0	1
90...	95	23	23	23	19	18500	6.0	4
91...	82	20	20	20	20	17500	6.9
49-1...	*1117	422	406	406	...	11	11	229	20000	5.9	164	74	2.5	3	13
1...	28	12	11	11	...	1	1	10	11500	5.6	1	1

Table 2.—CHARACTERISTICS OF HOUSING UNITS, BY BLOCKS: 1960—Con.

["Total population" contains no persons in group quarters unless preceded by asterisk; one asterisk (*) denotes less than 10 percent; two asterisks (**), 10 percent or more]

Blocks within census tracts	Total population	All housing units by condition and plumbing								Occupied housing units								
		Sound			Deteriorating			Dilapidated	Owner occupied			Renter occupied			Occupied by non-white	1.01 or more persons per room		
		Total	With all plumbing facilities	Lacking some or all facilities	Total	With all plumbing facilities	Lacking some or all facilities		Total	Average value (dollars)	Average number of rooms	Total	Average contract rent (dollars)	Average number of rooms				
2...	32	8	7	7	1	6	12500	5.2	1	1	2
3...	18	6	5	3	5	...	4.8	1
4...	61	15	15	15	12	20000	6.4	3	1
5...	64	17	17	17	17	26000	6.7
6...	12	6	5	5	5	...	4.6	1
7...	10	3
8...	2	1
9...	5	12	9	9	4	7	4.1	1	2
10...	34	38	38	38	37	20000	6.2
11...	139
12...	105	28	28	28	27	20000	5.6	1	2
13...	30	8	8	8	8	20000	6.8
14...	69	14	14	14	14	21000	6.2
15...	17...	45	45	45	36	20000	6.0	2
16...	18...	133	45	45	11	19500	5.5	1
17...	18...	47	19	19	25	18500	5.9	1
18...	19...	95	28	25	25	3	2	143	73	2.2	1	...	
19...	21...	185	150	150	6	26000	5.8	1	
20...	22...	7	7	7
21...	**36
22...	23...	12	3
23...	25...
50-1...	2211	622	602	602	...	20	19	1	...	536	20000	5.8	45	107	4.8	2	35	
1...	32	14	11	11	...	3	3	9	26000	5.6	1	
2...	33	12	12	12	9	32000	6.9	
3...	77	20	20	20	20	30000	6.6	
4...	96	26	26	26	26	30000	6.7	
5...	128	35	35	35	32	29000	6.9	
6...	...	4	
7...	45	17	16	16	...	1	1	12	28000	6.7	1	
8...	30	8	8	8	8	33000	6.5	
9...	9	5	5	5	3	
10...	28	9	9	9	9	34000	7.0	
11...	4	1	
12...	42	11	11	11	10	15000	5.0	1	
13...	46	11	11	11	10	16000	6.0	1	
14...	75	23	23	23	21	15000	5.0	1	
15...	96	25	25	25	19	14000	5.5	6	108	4.2	1	3	
16...	72	21	21	21	19	22000	6.0	2	
17...	73	22	22	22	18	15500	5.1	4	
18...	42	10	10	10	10	20000	6.6	
19...	34	10	9	9	...	1	1	6	8500	4.0	3	
20...	
21...	45	15	13	13	...	2	2	8	14000	5.8	5	...	4.6	...	2	
22...	48	21	19	19	...	2	1	1	...	13	14500	5.9	
23...	40	12	11	11	...	1	1	10	11000	4.7	1	
24...	40	12	5	5	...	7	7	4	7	77	4.4	...	3	
25...	53	15	14	14	...	1	1	11	15000	6.0	3	
26...	63	19	19	19	13	14000	5.7	5	113	5.6	
27...	21	7	6	6	...	1	1	5	12500	6.4	
28...	42	13	13	13	10	19000	5.0	1	
29...	3	1	
30...	51	13	13	13	12	17500	4.6	
31...	
32...	60	15	15	15	15	19000	5.7	
33...	50	13	13	13	13	19500	6.2	
34...	155	38	38	38	38	19500	5.9	
35...	154	38	38	38	38	20000	6.1	
36...	150	38	38	38	36	19500	5.1	2	6	
37...	84	19	19	19	19	19000	5.3	
38...	28	7	7	7	7	18000	4.1	2	
39...	52	14	14	14	14	18000	4.3	
40...	56	14	14	14	14	19000	4.6	
41...	54	14	14	14	14	18500	5.4	
51-1...	*8210	2180	2171	2163	8	8	7	1	...	1750	17000	5.7	383	110	4.0	6	136	
1...	44	9	9	9	5	12000	5.4	4	
2...	55	13	13	13	13	14000	6.2	
3...	84	21	21	21	19	13500	5.7	1	
4...	116	28	28	28	27	13000	5.8	1	3	
5...	142	35	35	35	25	13000	5.8	9	108	5.2	...	2	
6...	144	38	38	38	36	13000	5.7	2	2	
7...	110	28	28	28	20	12000	5.2	6	107	4.8	...	4	
8...	140	36	36	36	28	12500	5.3	7	111	5.1	...	3	
9...	73	17	17	17	15	12500	5.3	2	
10...	55	14	14	14	13	20000	5.5	1	
11...	65	16	16	16	16	15500	5.8	
12...	137	36	36	36	35	12500	5.3	3	2	
13...	73	23	23	23	19	11500	5.2	1	
14...	45	14	11	9	2	2	1	1	...	11	15000	5.6	3	
15...	37	10	10	9	1	5	19000	4.8	5	...	4.4	
16...	217	87	87	87	31	12500	4.8	53	139	3.6	...	4	
17...	96	22	22	22	19	12000	5.6	3	
18...	99	31	31	28	3	15	17500	6.0	16	90	3.1	...	1	
19...	54	15	15	15	13	18500	6.6	2	
20...	63	18	18	18	18	18000	6.2	
21...	124	28	28	28	26	17500	5.5	2	
22...	146	39	38	37	1	1	1	31	16500	5.5	8	76	4.8	...	2	
23...	68	19	19	19											

Table 2.—CHARACTERISTICS OF HOUSING UNITS, BY BLOCKS: 1960—Con.

["Total population" contains no persons in group quarters unless preceded by asterisk: one asterisk (*) denotes less than 10 percent; two asterisks (**), 10 percent or more]

Blocks within census tracts	Total population	All housing units by condition and plumbing									Occupied housing units							
		Sound			Deteriorating			Dilapidated	Owner occupied			Renter occupied						
		Total	With all plumbing facilities	Lacking some or all facilities	Total	With all plumbing facilities	Lacking some or all facilities		Total	Average value (dollars)	Average number of rooms	Total	Average contract (dollars)	Average number of rooms	Occupied by non-white	1.01 or more persons per room		
																	With flush toilet	No flush toilet
26...	164	42	42	42	41	19000	5.1	1	1	
27...	49	14	14	14	14	18500	5.1	
28...	147	40	40	40	36	12000	5.1	4	
29...	62	15	15	15	11	12000	5.5	3	1	
30...	150	42	42	42	37	13000	4.9	5	116	4.8	...	2	
31...	165	42	42	42	39	13500	5.4	3	1	
32...	123	32	32	32	23	12500	5.3	7	101	5.0	...	4	
33...	22	8	7	7	...	1	1	6	18500	6.2	1	1	
34...	52	16	16	16	10	18000	6.0	3	2	
36...	16	4	
37...	79	22	20	20	...	2	2	18	21000	6.2	2	2	
38...	74	17	17	17	17	22000	6.2	1	
39...	67	18	18	18	18	19500	5.3	1	
40...	49	15	15	15	13	22000	6.1	1	
41...	74	18	18	18	17	27000	6.6	2	2	
42...	97	22	22	22	22	22000	6.5	1	
43...	68	20	20	20	20	19000	6.7	
44...	73	20	20	20	20	17500	6.0	1	
45...	411	191	191	191	20	13500	4.5	156	108	3.6	...	3	
46...	2	
47...	13	4	
48...	20	6	6	6	4	2	
49...	77	18	18	18	18	17500	6.1	1	
50...	71	16	16	16	16	18500	6.4	1	
51...	67	16	16	16	15	19000	6.1	1	
52...	62	14	14	14	14	19500	5.6	1	
53...	96	23	23	23	20	20000	5.6	3	3	
54...	80	22	22	22	22	20000	5.6	1	
55...	76	18	18	18	17	20000	5.2	1	2	
56...	67	15	15	15	15	22000	5.5	3	
57...	84	18	18	18	15	22000	5.9	2	3	
58...	64	15	15	15	15	22000	5.9	3	
59...	117	30	30	30	30	21000	6.4	
60...	132	32	32	32	31	17500	6.4	1	1	
61...	161	37	37	37	36	17500	6.1	1	3	
62...	55	14	14	14	14	16500	5.6	1	
63...	53	14	14	14	14	16000	5.7	
64...	50	14	14	14	14	15500	6.6	
65...	65	14	14	14	14	16000	6.4	1	
66...	112	29	29	29	28	16000	6.3	1	
67...	89	28	28	28	26	15500	6.0	2	1	...	
68...	116	27	27	27	25	15500	6.1	2	1	
69...	73	16	16	16	16	16000	6.2	
70...	67	19	19	19	9	16500	6.4	10	110	4.0	
71...	53	16	16	16	9	17500	6.9	7	106	4.3	
72...	*310	42	41	40	1	1	1	33	15000	5.7	8	157	3.6	1	3	
73...	10	6	6	6	3	1	
74...	9	6	6	6	2	5	74	2.8	...	1	
75...	96	22	22	22	22	13500	5.3	5	
76...	115	26	26	26	26	14000	5.0	3	
77...	113	25	25	25	25	13500	5.3	4	
78...	110	24	24	24	24	15000	5.5	2	
79...	96	24	24	24	21	14500	5.2	3	2	
80...	100	24	24	24	24	15000	5.7	1	
81...	103	24	24	24	24	14500	5.3	2	
82...	129	33	33	33	33	22000	5.8	2	
83...	73	18	18	18	17	22000	5.8	1	1	
84...	229	53	53	53	53	18000	5.8	4	
85...	86	21	21	21	19	20000	5.8	2	2	
86...	57	18	18	18	15	18500	6.0	1	
88...	212	51	51	51	47	16000	5.6	4	2	
89...	14	6	6	6	1	4	
52-1...	3071	794	793	790	3	1	738	19000	5.6	35	117	5.1	...	53
1...	25	94	25	25	22	13000	5.1	3	1
2...	81	20	20	20	17	13500	5.3	3	2
3...	62	15	15	15	13	14000	5.2	2
4...	122	33	33	33	31	14000	5.7	2	3
5...	153	37	37	37	35	14500	5.6	2	3
7...	102	24	24	24	23	14000	5.5	2
8...	130	31	31	30	1	28	15500	5.8	2	3
9...	125	32	32	32	28	16500	5.9	3	3
10...	79	22	22	22	20	15500	5.3	1
11...	66	17	17	17	16	13500	5.2	1	3
12...	49	12	12	12	11	13500	5.4	1	2
13...	77	24	24	24	21	14000	5.3	1	1
15...	38	10	10	10	10	22000	5.7
16...	35	10	10	10	10	19000	5.7	1
17...	118	33	32	32	30	23000	5.8
18...	62	18	18	18	15	23000	6.7	4
19...	86	21	21	21	19	16500	5.4	1	1
21...	36	10	10	10	9	18500	5.9	1	1
22...	44	12	12	12	11	20000	5.5
23...	35	12	12	12	12	18000	5.6	4
24...	86	19	19	19	19	21000	5.4	3
25...	192	43	43	43	43	23000	6.6

Table 2.—CHARACTERISTICS OF HOUSING UNITS, BY BLOCKS: 1960—Con.

["Total population" contains no persons in group quarters unless preceded by asterisk: one asterisk (*) denotes less than 10 percent; two asterisks (**), 10 percent or more]

Blocks within census tracts	Total population	All housing units by condition and plumbing								Occupied housing units								
		Total	Sound			Deteriorating			Dilapidated	Owner occupied			Renter occupied			Occupied by non-white	1.01 or more persons per room	
			Total	With all plumbing facilities	Lacking some or all facilities	Total	With all plumbing facilities	Lacking some or all facilities		Total	Average value (dollars)	Average number of rooms	Total	Average contract rent (dollars)	Average number of rooms			
26...	181	48	48	46	2	41	20000	5.6	4	4
27...	136	41	41	41	40	21000	4.9	1	2
28...	160	39	39	39	38	22000	5.6	1	1
29...	57	14	14	14	14	19500	6.1	3	
30...	188	44	44	44	44	19000	5.8	1	
31...	169	40	40	40	39	20000	6.1	1	3
32...	36	9	9	9	9	20000	6.2	1	
35...	20	5	5	5	4	1	1
36...	12	3
37...	25	7	7	7	7	29000	6.6
38...	39	9	9	9	9	19500	5.8
39...	53	13	13	13	13	23000	5.1	2
40...	49	14	14	14	13	22000	4.6	1	2
41...	65	22	22	22	20	22000	4.7	2	2
42...	9	6	6	6	2
53-1....	1063	281	280	277	3	1	233	19000	6.4	43	112	5.1	...	4
5...	30	14	14	11	3	2	10	67	3.3	...	4
6...	45	12	12	12	10	15000	6.2	2
7...	47	11	11	11	11	16000	6.5
8...	26	7	6	6	1	4	3
11...	217	53	53	53	48	21000	6.6	4	1
12...	91	25	25	25	25	15500	5.9	2
13...	96	24	24	24	22	15000	5.9	1
14...	51	12	12	12	12	15500	6.3
15...	57	17	17	17	15	15500	5.9	2
16...	39	10	10	10	10	14500	5.6
17...	84	30	30	30	9	18500	5.4	20	108	4.2
18...	26	7	7	7	7	19500	5.9
19...	23	6	6	6	6	...	6.0
20...	114	26	26	26	26	25000	7.5
21...	111	26	26	26	26	23000	7.0	1
22...	6	1
54-1....	**184	46	18	17	1	24	20	1	3	4	22	9000	4.8	22	49	4.8	1	5
4...	1	1
6...	28	5	5	5	5	25	5.8	...	1
12...	8	2
13...	19	7	5	5	...	2	2	4	2
14...	23	5	1	1	...	4	4	2	3	3
15...	4	1
17...	16	6	1	1	...	5	2	1	2	...	4	2	1	...
18...	25	7	4	4	...	1	1	2	6	9000	4.3	1	1
19...	**29	2
20...	2	1
21...	9	3
22...	1	1
23...	10	2
24...	2	1
26...	2	1
34...	6	1
55-1....																		
59-1....	40	10	10	10	10	36000	7.2	1
1...	40	10	10	10	10	36000	7.2	1
67-1....																		
68-1....																		
69-1....	138	36	36	36	35	17000	6.3	1	1
1...	21	6	6	6	6	17500	7.0
2...	70	17	17	17	16	17000	6.3	1	1
3...	34	9	9	9	9	16000	6.0
4...	13	4
70-1....																		
106-1....	765	234	227	226	1	5	5	2	201	18000	5.9	25	86	4.5	1	12
1...	80	23	23	23	20	24000	6.8	2	1
2...	117	36	36	36	35	22000	6.4
3...	48	13	13	13	13	21000	6.7
4...	55	15	15	15	9	19500	5.8	6	89	3.5	...	3
5...	51	21	17	17	...	2	2	2	17	8000	4.5	2
6...	70	22	19	19	...	3	3	14	11500	5.8	5	52	3.8	...	3
7...	70	21	21	21	18	16500	5.7	3	1	1
8...	81	23	23	22	1	20	18500	6.2	2	1
9...	141	42	42	42	38	17500	5.6	4	3
10...	52	18	18	18	17	17500	5.9	1

U.S. CENSUS OF HOUSING: 1960

Series HC(3)-91

CITY BLOCKS

Engelwood, Colo.

Prepared under the supervision of
WAYNE F. DAUGHERTY, Chief
Housing Division




U.S. DEPARTMENT OF COMMERCE

Luther H. Hodges, Secretary

BUREAU OF THE CENSUS

Richard M. Scammon, Director (From May 4, 1961)

Robert W. Burgess, Director (To March 3, 1961)





BUREAU OF THE CENSUS

RICHARD M. SCAMMON, *Director* (From May 4, 1961)

ROBERT W. BURGESS, *Director* (To March 3, 1961)

A. ROSS ECKLER, *Deputy Director*

HOWARD C. GRIEVES, *Assistant Director*

CONRAD TAEUBER, *Assistant Director*

MORRIS H. HANSEN, *Assistant Director for Statistical Standards*

CHARLES B. LAWRENCE, JR., *Assistant Director for Operations*

WALTER L. KEHRES, *Assistant Director for Administration*

CALVERT L. DEDRICK, *Chief, International Statistical Programs Office*

A. W. VON STRUVE, *Acting Public Information Officer*

Housing Division—

WAYNE F. DAUGHERTY, *Chief*

DANIEL B. RATHBUN, *Assistant Chief*

BEULAH WASHBAUGH, *Special Assistant*

MILTON D. LIEBERMAN, *Chief, Coordination and Research*

Decennial Operations Division—GLEN S. TAYLOR, *Chief*

Electronic Systems Division—ROBERT F. DRURY, *Chief*

Field Division—JEFFERSON D. MCPIKE, *Chief*

Geography Division—WILLIAM T. FAY, *Chief*

Population Division—HOWARD G. BRUNSMAN, *Chief*

Statistical Methods Division—JOSEPH STRINBERG, *Chief*

Library of Congress Card Number: A61-9347

SUGGESTED CITATION

U.S. Bureau of the Census. *U.S. Census of Housing: 1960. Vol. III, City Blocks.*
Series HC(3), No. 91.

U.S. Government Printing Office, Washington, D.C., 1961.

For sale by the Superintendent of Documents, U.S. Government Printing Office, Washington 25, D.C.
or any of the Field Offices of the Department of Commerce — Price 25 cents.

Table 1.—CHARACTERISTICS OF HOUSING UNITS, FOR THE CITY: 1960

Subject	Number	Percent	Subject	Number	Percent
All housing units.....	10,653	100.0	Occupied housing units—Con.		
CONDITION AND PLUMBING			COLOR		
Sound.....	9,718	91.2	White.....	10,183	99.4
With all plumbing facilities.....	9,433	88.5	Nonwhite.....	58	0.6
Lacking some or all facilities.....	285	2.7	PERSONS PER ROOM		
Deteriorating.....	840	7.9	1.00 or less.....	9,206	89.9
With all plumbing facilities.....	677	6.4	1.01 or more.....	1,035	10.1
Lacking some or all facilities.....	163	1.5	AVERAGE NUMBER OF ROOMS		
With flush toilet.....	63	0.6	Owner occupied.....	5.3	...
No flush toilet.....	100	0.9	Renter occupied.....	3.9	...
Dilapidated.....	95	0.9	VALUE AND RENT		
Occupied housing units.....	10,241	100.0	Average value.....dollars..	13,500	...
TENURE			Average contract rent.....dollars..	78	...
Owner occupied.....	7,206	70.4			
Renter occupied.....	3,035	29.6			

NOTE.—On the map for Englewood, approximately 530 blocks are identified.

Table 2.—CHARACTERISTICS OF HOUSING UNITS, BY BLOCKS: 1960

["Total population" contains no persons in group quarters unless preceded by asterisk; one asterisk (*) denotes less than 10 percent; two asterisks (**), 10 percent or more]

Blocks within census tracts	Total population	All housing units by condition and plumbing								Occupied housing units								
		Total	Sound			Deteriorating			Dilapidated	Owner occupied			Renter occupied			Occupied by non-white	1.01 or more persons per room	
			Total	With all plumbing facilities	Lacking some or all facilities	Total	With all plumbing facilities	Lacking some or all facilities		With flush toilet	No flush toilet	Total	Average value (dollars)	Average number of rooms	Total			Average contract rent (dollars)
54-2....	1244	327	170	138	32	139	54	5	80	18	233	8000	4.6	61	48	3.9	4	98
1...	11	2
3...	66	16	13	11	2	3	1	...	2	...	13	7000	4.1	1	6
4...	55	14	9	8	1	4	3	...	1	1	9	8500	5.3	3	5
5...	41	11	7	7	...	4	2	...	2	...	6	18000	5.2	4	9
6...	101	20	15	14	1	4	1	...	3	1	12	10000	5.3	5	70	5.4	2	4
7...	52	16	11	11	...	5	5	...	14	6500	4.3	1	7
8...	70	17	9	8	1	5	5	1	...	2	13	7500	4.8	2	2	3
9...	28	6	2	2	...	3	1	...	2	1	4	2	2
11...	34	10	1	...	1	8	3	...	5	1	7	7000	3.3	2	4
12...	17	4
13...	49	15	7	8	4	...	3	...	12	6000	4.8	2	2
14...	141	35	19	14	5	14	8	...	6	2	26	8000	4.6	5	53	3.8	...	11
15...	108	23	16	12	4	7	4	...	3	...	22	8500	4.8	1	7
16...	41	13	11	9	2	7	4	...	1	1	10	8000	4.2	2
17...	35	7	3	3	...	1	1	...	4	3	3
18...	14	6	1	2	5	1	...	2	5	6500	3.2	1
19...	52	18	7	7	1	10	3	1	...	1	13	6500	5.2	1	3
20...	59	20	8	3	5	9	2	...	7	3	13	5000	3.2	5	39	3.4	...	5
21...	16	6	1	1	...	5	1	...	4	...	6	4500	4.0	1
22...	22	5	2	2	...	3	3	...	4	1	2
23...	16	5	1	...	1	3	2	...	1	1	3	1	1
24...	22	7	3	1	2	4	3	...	1	...	4	3	2
25...	42	9	1	1	2	6	2	...	3	2	4	4	7
26...	14	6	2	2	...	4	1	...	2	...	4	2
27...	...	1	4	1	...	1
28...	52	11	5	4	1	6	1	...	5	...	7	6000	4.9	2	5
29...	48	8	7	7	...	1	1	7	9000	7.1	1	2
30...	12	4
31...	26	12	5	3	2	7	3	...	4	...	5	...	3.4	6	37	3.3	1	2
55-2....	23	7	6	4	2	1	1	...	5	8000	4.0	2	1
1...	23	7	6	4	2	1	1	...	5	8000	4.0	2	1
57.....	*4254	1487	1442	1332	110	41	28	1	12	4	790	11500	4.8	592	68	3.2	5	248
1...	48	16	16	16	13	10500	5.0	3	1
2...	56	28	28	28	20	10500	5.1	6	53	4.0
3...	62	25	25	25	15	10000	4.9	10	47	3.9
4...	76	24	23	23	1	1	1	19	9500	5.0	5	70	3.6	...	3
5...	41	14	14	14	10	9000	4.8	2	2
7...	*552	207	202	153	49	3	1	...	2	2	47	...	3.2	104	57	2.1	3	80
8...	56	19	18	18	...	1	7	7000	4.9	11	71	4.3	...	4
9...	66	24	24	23	1	16	9500	4.1	8	76	4.6	...	4
10...	82	31	31	31	23	10500	5.1	8	73	3.4	...	2
11...	**87	29	28	28	...	1	1	16	9500	4.6	13	71	4.1	...	2
12...	88	34	33	30	3	1	1	11	8500	5.4	20	65	3.5	...	3
13...	38	21	20	20	...	1	1	18	9500	5.4	2
14...	90	36	36	32	4	19	10000	5.0	16	68	3.6	...	3
15...	77	30	30	30	18	9500	5.0	12	74	3.8
16...	71	24	24	24	15	9500	5.0	9	80	3.8	...	5
17...	105	31	31	31	18	7500	4.7	13	78	4.6	...	3
18...	50	16	16	16	9	9000	5.2	6	68	4.0	...	2

City Block Characteristics

Table 2.—CHARACTERISTICS OF HOUSING UNITS, BY BLOCKS: 1960—Con.

["Total population" contains no persons in group quarters unless preceded by asterisk; one asterisk (*) denotes less than 10 percent; two asterisks (**), 10 percent or more]

Blocks within census tracts	Total population	All housing units by condition and plumbing								Occupied housing units								
		Total	Sound			Deteriorating			Dilapidated	Owner occupied			Renter occupied					
			Total	With all plumbing facilities	Lacking some or all facilities	Total	With all plumbing facilities	Lacking some or all facilities		Total	Average value (dollars)	Average number of rooms	Total	Average contract rent (dollars)	Average number of rooms	Occupied by non-white	1.01 or more persons per room	
																		With flush toilet
19...	57	22	22	21	1	15	9000	4.8	6	66	3.5	...	2
22...	48	15	15	15	7	8000	5.3	7	...	5.3	...	2
23...	72	24	24	22	2	15	9500	5.0	9	81	3.8	...	3
24...	82	24	23	23	...	1	1	14	8000	5.1	8	84	4.5	1	6
25...	74	24	24	24	17	10000	4.6	6	71	4.5	...	2
26...	76	24	24	24	22	10500	5.4	2	2
27...	74	31	31	31	18	11500	5.4	12	73	3.3	...	2
28...	55	22	21	19	2	1	13	9000	5.1	8	61	3.9	...	1
29...	*82	28	28	28	12	11000	5.5	13	63	4.2	...	4
30...	84	38	37	29	8	1	1	11	14500	5.1	25	64	2.8	...	5
31...	66	23	22	22	...	1	1	18	11000	5.8	5	54	3.8	...	1
32...	80	27	22	22	...	5	5	21	11500	6.0	6	69	4.3	...	1
33...	89	25	24	24	...	1	1	19	15500	6.7	6	83	3.8	...	2
34...	5	2
35...	90	27	27	27	14	13500	5.4	13	94	3.8	...	6
36...	87	22	21	21	...	1	1	12	14000	5.4	9	101	4.4	...	4
37...	9	4
38...	**65	7	4	4	...	3	3	1	6	72	3.7	...	4
39...	708	257	247	208	39	10	10	...	114	14500	3.1	124	66	2.5	1	76
40...	34	9	9	9	9	14500	5.9
41...	85	20	20	20	20	14500	5.0	2
42...	80	26	26	26	15	13000	5.5	9	79	3.7	...	4
43...	101	27	27	27	22	14000	5.8	5	...	4.4	...	4
44...	79	23	23	23	19	17000	6.8	4
45...	80	27	26	26	...	1	1	22	14500	6.2	5	76	3.4
46...	108	44	40	40	...	4	4	10	12000	5.4	34	71	3.6	...	3
51...	8	2
52...	80	35	32	32	...	3	3	22	13000	5.1	11	70	2.8	...	1
53...	16	5	5	5	5	83	3.4	...	1
54...	35	14	14	14	10	15000	5.3	3
58.....	3770	1271	1220	1210	10	46	45	1	...	5	982	15000	5.5	253	78	3.9	5	55
1...	62	21	20	20	...	1	1	19	21000	7.8	2
2...	66	20	20	20	17	15000	6.2	2	1
3...	54	17	17	17	16	21000	7.3	1
4...	50	15	14	14	...	1	1	13	21000	6.3	2	1
5...	53	14	14	14	14	18500	6.1	1	...
6...	42	12	12	12	10	17500	5.5	2
7...	43	13	13	13	12	14500	5.3	1
8...	77	24	24	24	21	12500	5.5	2
9...	70	24	23	23	...	1	1	17	13500	5.5	6	88	4.7
10...	26	10	10	10	9	13000	5.4	1
11...	33	13	13	12	1	11	13000	5.8	2	1
12...	30	11	11	11	7	13000	5.1	4
13...	42	15	14	14	...	1	1	10	13000	4.9	5	88	4.2	1	...
14...	59	27	26	26	...	1	1	18	11500	5.3	5	66	3.6
15...	74	27	20	19	1	...	6	1	17	10000	5.2	9	63	4.0	...	1
16...	60	29	25	25	...	4	4	15	10500	5.7	12	77	3.6	...	1
17...	98	30	24	24	...	6	6	18	9500	5.2	11	64	4.0	1	4
18...	75	23	23	23	15	11500	5.7	7	81	4.3	...	2
19...	73	23	23	23	19	11500	5.1	4	1
20...	65	22	20	20	...	1	1	1	17	15000	6.2	4	2
21...	68	25	25	25	20	15000	5.5	3
22...	40	12	12	12	10	19000	5.7	2
23...	99	25	25	25	22	21000	5.6	2	2
24...	57	15	12	12	...	2	2	1	13	18500	6.8	2
25...	65	21	21	21	15	17000	6.0	5	87	3.2	...	3
26...	60	17	17	17	17	14500	5.5	2
27...	44	15	15	15	14	15000	5.2	1	1
28...	76	23	23	23	22	17000	5.6	1	1
29...	54	17	17	17	17	19500	5.9
30...	58	16	16	16	15	18000	6.6	1	1
31...	82	29	29	29	27	28000	6.1	1
32...	91	29	29	29	29	22000	5.2
33...	72	23	23	23	20	16000	5.5	3
34...	33	14	12	12	2	11	16500	5.5	1
35...	89	27	27	26	1	21	15000	5.9	6	63	3.2
36...	56	16	16	16	13	15000	5.8	3	1	...
37...	32	13	11	11	...	2	2	11	12500	5.4	1	1
38...	44	14	14	14	11	13000	5.5	3
39...	52	20	20	18	2	8	13000	5.4	12	77	3.8	1	...
40...	43	11	10	10	...	1	1	9	12000	4.7	2	2
41...	103	33	32	32	...	1	1	14	11500	5.8	18	87	4.0	...	3
42...	31	10	10	10	9	12000	4.8	1	1
43...	69	26	21	20	1	5	5	17	11500	4.8	9	49	3.7	...	3
44...	76	34	32	28	4	2	2	22	8500	4.9	10	60	2.9	...	2
45...	74	38	37	37	...	1	1	17	11000	4.8	15	76	2.5	...	2
46...	80	31	31	31	22	9000	5.0	8	73	4.3	...	3
47...	92	30	27	27	...	3	3	15	11500	5.4	13	76	4.0	...	2
48...	72	29	29	29	22	11500	5.3	7	67	3.4
49...	50	23	22	22	...	1	1	15	9500	5.5	6	72	4.0
50...	70	25	23	23	...	2	2	17	9000	4.3	7	87	5.0	...	1
51...	78	24	22	22	...	2	2	19	10500	5.0	5	60	4.0	...	3
52...	80	25	24	24	1	23	11000	5.2	1	2
53...	107	34	33	33	...	1	1	26	11000	5.2	8	92	4.0	...	2
54...	67	22	22	22	19	13000	5.2	3
55...	67	24	24	24	21	12500	5.0	3

Table 2.—CHARACTERISTICS OF HOUSING UNITS, BY BLOCKS: 1960—Con.

[“Total population” contains no persons in group quarters unless preceded by asterisk; one asterisk (*) denotes less than 10 percent; two asterisks (**), 10 percent or more]

Blocks within census tracts	Total population	All housing units by condition and plumbing									Occupied housing units							
		Total	Sound			Deteriorating			Dilapidated	Owner occupied			Renter occupied			Occupied by non-white	1.01 or more persons per room	
			Total	With all plumbing facilities	Lacking some or all facilities	Total	With all plumbing facilities	Lacking some or all facilities		Total	Average value (dollars)	Average number of rooms	Total	Average contract rent (dollars)	Average number of rooms			
						With flush toilet	No flush toilet											
56...	78	25	25	25	20	15000	6.4	5	68	3.8	...	1	
57...	46	13	13	13	13	28000	5.8	
58...	26	8	8	8	8	20000	5.1	1	
59...	137	45	45	45	43	21000	5.1	2	1	
59-2...	*5965	1941	1694	1659	35	228	209	17	2	19	1259	14500	5.4	633	81	3.6	7	124
1...	24	9	9	9	8	28000	6.1	1	
2...	21	6	6	6	6	30000	5.8	
3...	89	24	23	23	21	29000	6.6	1	1	
4...	78	21	20	20	...	1	1	20	23000	6.6	
5...	90	21	20	20	...	1	1	20	21000	6.6	1	2	
6...	66	19	18	18	...	1	1	17	17500	5.9	2	1	
7...	24	8	8	8	8	21000	6.3	
8...	73	21	21	21	20	20000	6.0	1	
9...	106	30	30	30	26	18500	6.1	3	
10...	30	12	9	9	8	18500	6.6	2	1	
11...	137	39	32	32	...	3	3	34	13500	5.4	5	96	4.8	...	4	
12...	**48	11	10	8	2	8	13000	5.9	3	
13...	84	24	24	24	23	14000	5.4	1	1	
14...	94	27	27	27	22	16000	6.1	5	92	4.2	...	1	
15...	71	24	23	23	...	1	1	17	11000	5.2	6	72	3.3	...	2	
16...	80	26	19	19	...	7	7	20	9000	5.0	6	73	4.2	...	1	
17...	38	12	7	7	...	5	5	9	12000	5.6	2	2	
18...	75	27	22	22	...	4	3	...	1	15	10000	4.7	11	78	4.3	...	1	
19...	67	25	20	20	...	5	5	21	9000	5.0	4	2	
20...	62	24	13	13	...	11	11	17	10500	4.8	6	83	3.8	...	1	
21...	81	26	13	13	...	13	13	16	11000	5.3	10	74	3.8	...	2	
22...	99	34	24	24	...	10	10	18	11000	4.6	14	90	4.3	...	2	
23...	54	20	19	19	...	1	1	4	15	118	3.9	...	1	
24...	34	16	14	14	...	2	2	3	12	85	3.9	
25...	75	33	26	26	...	7	7	16	11500	5.6	16	93	3.3	...	1	
26...	101	29	8	8	...	21	21	20	10000	5.0	9	75	4.4	...	6	
27...	64	27	13	13	...	13	13	22	9000	4.5	5	58	2.8	...	1	
28...	66	26	23	23	...	3	3	22	10000	4.6	2	1	
29...	85	28	24	24	...	4	3	...	1	18	10500	5.4	10	75	4.3	...	1	
30...	80	26	24	24	...	2	2	22	11000	5.0	4	3	
31...	70	25	23	23	...	2	2	19	12000	5.1	6	66	4.2	
32...	69	21	19	19	...	2	2	18	10500	5.0	3	1	2	
33...	97	25	25	25	17	10000	4.8	8	85	4.4	...	4	
34...	*86	22	22	22	18	12000	5.1	4	1	
35...	63	22	22	22	19	9500	4.5	2	2	
36...	80	20	8	8	...	12	12	19	12000	4.7	1	5	
37...	75	22	21	21	...	1	1	20	13500	4.7	2	2	
38...	56	16	16	16	15	16500	5.1	1	1	
39...	72	20	19	19	...	1	1	18	14000	5.0	2	2	
40...	86	22	22	22	20	18500	5.8	1	2	
41...	71	17	17	17	15	21000	6.6	2	2	
42...	128	27	27	27	26	22000	6.8	1	2	
43...	73	17	17	17	16	23000	6.4	1	
44...	66	18	18	18	16	22000	6.5	2	
45...	72	17	17	17	17	26000	6.8	2	
46...	84	24	24	24	24	27000	6.6	
47...	112	27	27	27	27	23000	6.3	
48...	59	14	14	14	12	26000	6.4	2	
49...	88	24	23	23	...	1	1	24	13500	5.8	3	
50...	57	17	11	11	...	4	4	14	10500	5.1	3	3	
51...	75	24	24	24	17	12000	5.1	7	92	4.4	...	2	
52...	87	18	18	18	15	16500	6.3	3	1	2	
53...	82	28	26	26	2	22	11500	4.8	6	84	3.8	...	1	
54...	82	23	20	20	...	3	3	15	10000	5.3	6	62	3.7	...	4	
55...	82	38	34	34	...	4	3	1	...	17	9500	5.0	18	86	2.6	
56...	121	46	46	46	15	9000	4.7	31	91	3.7	...	1	
57...	77	24	22	22	...	2	2	17	10500	5.4	6	89	4.8	...	1	
58...	68	25	20	20	...	5	5	18	8000	5.0	6	74	5.0	...	1	
59...	73	28	11	11	...	17	17	21	9000	5.0	7	64	4.0	1	2	
60...	98	42	33	27	6	9	7	2	...	17	16000	5.5	25	71	3.3	1	5	
61...	*54	14	14	14	3	10	58	4.1	...	1	
62...	37	24	1	1	...	20	6	14	...	2	21	50	1.6	...	2	
63...	37	27	27	25	2	2	23	72	2.7	
64...	29	14	14	14	1	12	79	3.7	
65...	68	28	27	21	6	1	1	13	8500	4.5	14	59	3.4	1	3	
66...	67	23	23	21	2	18	8500	5.1	5	59	3.2	...	3	
67...	123	61	59	58	1	2	2	6	9500	5.3	47	92	2.8	1	3	
68...	43	14	14	12	2	1	13	59	4.0	...	1	
69...	*31	1	
70...	67	31	30	30	...	1	1	10	13000	5.2	18	102	3.8	
71...	17	10	10	10	1	9	65	3.1	
72...	5	1	
73...	69	21	21	19	2	11	11000	4.9	10	69	4.0	...	3	
74...	85	26	26	26	11	11500	4.8	15	94	4.2	
75...	*63	17	17	10	7	10	12500	4.7	7	...	2.3	...	1	
76...	70	21	19	19	...	2	2	12	14500	5.0	8	73	4.0	...	4	
78...	61	21	20	20	...	1	1	6	...	5.3	14	89	4.1	...	2	
79...	72	20	20	20	14	11000	4.9	6	85	3.8	...	3	
80...	61	20	19	19	...	1	1	13	8500	5.3	7	79	3.7	...	3	
81...	*68	15	15	14	1	12	11500	5.8	3	1	

City Block Characteristics

Table 2.—CHARACTERISTICS OF HOUSING UNITS, BY BLOCKS: 1960—Con.

["Total population" contains no persons in group quarters unless preceded by asterisk; one asterisk (*) denotes less than 10 percent; two asterisks (**), 10 percent or more]

Blocks within census tracts	Total population	All housing units by condition and plumbing									Occupied housing units							
		Total	Sound			Deteriorating			Dilapidated	Owner occupied			Renter occupied			1.01 or more persons per room		
			Total	With all plumbing facilities	Lacking some or all facilities	Total	With all plumbing facilities	Lacking some or all facilities		Total	Average value (dollars)	Average number of rooms	Total	Average contract (dollars)	Average number of rooms		Occupied by non-white	
82...	53	21	21	18	3	11	10000	5.0	10	54	3.0
83...	45	17	16	16	1	6	...	4.8	9	73	4.4
84...	73	40	38	38	...	2	2	17	12000	4.7	23	72	2.8	1	1
85...	74	27	25	24	1	2	2	16	10500	4.8	10	92	4.0
86...	60	19	16	16	...	3	3	10	12000	5.1	9	58	4.3
87...	7	4
88...	5	1
89...	16	15	15	15	2	12	57	2.5
60.....	*3551	1126	985	950	35	134	109	20	5	7	708	12000	5.3	382	72	3.8	26	120
1...	47	24	16	14	2	8	8	6	11500	5.7	17	73	3.3
2...	142	65	54	46	8	11	9	2	22	12500	5.0	41	78	2.8	...	3
3...	40	13	6	6	...	6	6	1	8	11000	5.0	5	56	4.0
4...	6	2
5...	14	3
6...	20	5	3	3	...	2	2	3	2	1	1
7...	73	23	20	17	3	3	3	9	8500	4.3	13	72	3.8	...	6
8...	7	2	2
9...	35	10	9	8	1	1	1	8	9000	5.0	2
10...	61	30	28	27	1	2	...	2	9	8500	4.4	18	81	3.7	...	1
11...	17	11	4	4	...	7	1	6	2	6	38	3.5
12...	6	1
13...	1	1
14...	13	3
15...	18	5	5	5	2	3	1
16...	11	3
17...	...	1
18...	4	2
19...	3	1
20...	...	1
21...	48	13	13	13	12	9500	4.5	1	1	3
22...	36	9	7	7	...	2	2	7	11500	5.0	2	4
23...	25	10	9	9	...	1	...	1	7	12500	5.0	3	1
24...	77	24	20	19	1	4	4	10	12000	5.5	14	111	3.4	...	2
25...	49	16	12	12	...	4	4	10	13000	5.9	6	91	4.0	...	1
26...	34	13	9	9	...	4	4	10	10000	5.6	3
27...	37	16	14	14	...	2	2	5	...	4.2	11	64	4.4
28...	82	32	11	11	...	21	14	7	8	11000	6.4	23	62	3.4	...	5
29...	67	24	16	16	...	7	7	1	15	9000	5.0	9	63	4.7
30...	92	27	19	19	...	8	8	19	10500	5.6	8	68	4.5	...	3
31...	89	27	16	16	...	10	10	1	16	11500	5.1	11	79	3.6	...	3
32...	68	17	17	17	14	18000	5.6	3	2
33...	64	17	17	17	14	15500	5.4	3	1
34...	90	19	19	19	18	13500	5.7	2
35...	70	17	17	17	16	14000	5.2	1	2
36...	58	13	13	13	13	12000	5.1	3
38...	2	1
39...	37	14	9	5	4	4	2	...	2	1	8	6500	5.0	5	47	2.6	5	2
40...	9	3
43...	16	4
44...	33	7	7	7	6	11500	4.8	1	2
45...	26	5	5	5	5	...	6.0	1
46...	15	4
47...	48	12	12	12	11	16500	6.0	1	1
48...	48	15	15	15	12	20000	7.1	1	1
49...	71	22	22	22	16	12500	5.5	6	69	4.3	...	2
50...	97	28	28	26	2	20	12500	5.5	8	58	3.5	...	3
51...	96	29	29	29	22	12500	5.5	6	72	4.7	...	5
52...	64	23	23	23	18	10500	5.7	5	81	4.2	1	...
53...	62	20	19	19	...	1	1	9	12000	5.6	11	72	5.1	...	1
54...	90	38	31	31	...	7	7	12	10500	5.3	22	60	3.1	...	5
55...	93	26	25	24	1	1	1	19	11500	5.8	6	63	3.8	...	1
56...	65	25	25	25	21	10500	5.1	4	2
57...	67	22	21	21	...	1	1	19	9500	5.0	3	1
58...	79	26	26	26	16	10000	5.3	9	81	4.4	...	1
59...	70	23	20	20	...	2	2	19	13000	5.2	4	1
60...	26	7	7	7	1	5	19500	7.0	2	1
61...	117	32	32	32	23	14500	5.4	6	93	4.5	...	2
62...	268	62	58	58	...	4	4	51	13000	5.0	8	87	4.9	1	16
63...	138	30	24	23	1	4	1	2	1	2	27	12000	5.3	3	5	7
64...	22	7	7	7	7	14000	5.0
67...	42	16	16	15	1	11	13000	5.1	4	2	3
68...	*80	20	20	20	11	11000	4.8	9	73	4.9	...	4
69...	89	27	27	27	15	11500	5.2	11	79	3.5	...	3
70...	66	27	26	23	3	1	1	15	7500	5.0	10	68	3.6	...	1
71...	45	18	18	18	14	10000	5.2	3	1	1
72...	66	33	32	27	5	1	1	15	12000	4.4	17	53	2.8
61.....	*3397	1169	1114	1090	24	44	35	9	...	11	729	12000	5.3	382	79	4.0	2	86
1...	65	22	19	18	1	1	1	2	9	15000	4.8	10	98	4.4	...	3
2...	62	15	15	15	5	...	5.6	10	79	4.3
3...	22	8	4	4	...	4	4	4	4
4...	15	5	5	5	2	3	1
5...	26	11	11	11	4	7	97	3.9	...	2
6...	58	20	20	20	9	10000	4.3	11	98	4.1	...	4
7...	*98	43	41	41	...	2	...	2	11	11500	5.9	24	89	4.0	...	1
9...	52	26	25	24	1	1	1	10	13000	5.9	14	65	3.9

Table 2.—CHARACTERISTICS OF HOUSING UNITS, BY BLOCKS: 1960—Con.

["Total population" contains no persons in group quarters unless preceded by asterisk; one asterisk (*) denotes less than 10 percent; two asterisks (**), 10 percent or more]

Blocks within census tracts	Total population	All housing units by condition and plumbing								Occupied housing units								
		Sound				Deteriorating				Dilapidated	Owner occupied			Renter occupied			Occupied by non-white	1.01 or more persons per room
		Total	With all plumbing facilities	Lacking some or all facilities	Total	With all plumbing facilities	Lacking some or all facilities		Total		Average value (dollars)	Average number of rooms	Total	Average contract rent (dollars)	Average number of rooms			
					With flush toilet	No flush toilet												
10...	79	38	37	37	...	1	1	19	12000	5.7	16	66	2.6	...	1
11...	86	35	35	33	...	2	18	12000	5.9	17	78	3.2	...	1
12...	70	24	18	17	...	1	5	4	1	...	18	10500	5.1	5	57	3.6	...	2
14...	10	5	4	4	...	1	...	1	2	3
15...	51	13	13	13	12	14000	6.8	1
19...	90	30	29	29	...	1	...	1	21	14000	6.0	9	62	3.4	...	1
20...	75	28	28	28	21	14500	5.1	7	76	3.4
21...	54	24	24	23	...	1	16	13000	5.1	8	82	3.0	...	1
22...	116	61	60	59	...	1	1	21	16500	4.8	22	81	3.0	...	5
23...	80	26	23	23	...	2	2	12	10000	4.4	14	83	4.0	...	3
24...	84	29	27	27	...	2	2	18	11000	5.0	11	77	3.8	...	2
25...	79	24	24	23	...	1	16	9500	4.7	8	82	4.5	...	2
26...	84	31	31	31	22	12000	4.8	9	84	4.8
27...	48	20	20	20	11	13000	6.0	7	97	5.4
28...	74	21	17	17	...	4	2	2	14	10500	5.4	6	69	5.0	...	4
29...	74	20	18	18	...	1	1	17	12500	6.2	2	1
30...	69	23	23	23	18	15500	6.1	4	1
31...	67	21	21	21	14	16000	5.7	6	75	3.8	...	4
32...	74	21	21	21	18	11000	5.6	3	2
33...	59	17	17	17	15	13500	5.1	2	1
34...	100	31	31	29	...	2	18	14000	5.9	12	87	4.3	...	2
35...	70	22	21	21	...	1	1	16	13000	6.4	5	69	4.2	...	1
36...	75	27	26	26	...	1	1	20	10000	4.6	6	85	3.7	...	2
37...	72	29	27	23	...	2	2	17	10000	5.1	12	83	4.5
38...	67	26	24	18	...	2	2	12	10500	5.2	13	65	3.5	...	1
39...	44	15	11	10	...	1	1	3	7	8	69	4.0	...	2
40...	79	29	25	24	...	3	1	2	...	1	20	10500	5.2	9	61	4.1
41...	68	29	26	26	...	3	2	1	21	9000	5.0	3	2
42...	73	21	21	21	20	10500	5.0	1	3
43...	79	29	29	28	...	1	23	11000	4.7	5	76	4.0	...	5
44...	66	23	23	23	16	11000	4.8	7	78	3.6	...	2
45...	68	20	20	20	18	11000	5.4	2	1
46...	104	25	25	25	20	12000	5.7	5	85	4.2	...	3
47...	56	20	20	20	15	10000	4.8	3	1
48...	86	26	26	26	19	11000	4.8	7	84	4.1	...	3
49...	69	21	21	21	14	11500	4.9	5	97	4.6	...	2
50...	84	25	25	25	20	12500	5.0	4	1	2
51...	91	24	23	23	1	16	11500	6.2	8	76	4.5	...	4
52...	77	23	22	21	...	1	1	16	10500	4.9	6	86	4.0	...	3
53...	74	22	21	21	1	16	11500	5.3	5	81	4.6	...	1
54...	74	21	17	17	...	4	3	1	8	9000	5.4	13	60	4.2	1	4
62.....	*4159	1225	1190	1176	14	31	30	1	...	4	861	12500	5.3	327	93	4.0	3	128
1...	41	16	16	16	7	10500	4.4	7	82	3.7	...	2
2...	69	22	22	22	12	11500	4.8	10	96	4.5
3...	115	34	34	34	17	11000	5.5	16	85	4.1	...	5
4...	65	24	24	24	14	8000	4.4	10	85	4.5	...	2
5...	40	12	12	12	6	12500	4.5	6	79	4.3	1	1
6...	71	24	24	24	17	10000	5.1	7	78	3.7
7...	58	20	20	19	...	1	14	10000	5.0	6	84	4.8	...	1
8...	90	26	26	26	19	12000	4.6	6	92	3.8	...	5
9...	85	25	25	25	20	11500	4.8	5	...	3.8	...	4
10...	94	29	29	29	18	11000	4.8	10	74	3.7	...	5
11...	69	24	24	22	...	2	18	12000	5.0	5	...	3.0
12...	84	23	23	23	18	11500	5.5	5	...	4.4
13...	72	19	18	18	...	1	1	14	17000	6.4	5	100	5.2	...	2
14...	67	22	22	21	...	1	20	11500	5.0	2	2
15...	65	21	21	21	15	12500	5.7	6	75	3.8	...	1
16...	32	8	8	8	5	16500	5.6	3
17...	151	39	39	39	34	16000	5.9	5	79	3.8	...	4
18...	124	27	27	27	25	16000	5.7	2	3
19...	85	24	23	23	1	21	12500	5.2	3
20...	57	14	14	14	14	11000	4.7	2
21...	88	25	24	24	...	1	1	20	13500	5.4	4	3
22...	104	27	22	22	...	5	5	18	11500	5.7	7	93	4.7	...	4
23...	199	52	49	49	...	1	1	2	41	15500	5.7	8	95	4.9	...	9
24...	46	11	11	11	11	14500	5.3	1
25...	13	4
26...	100	30	20	20	...	10	10	16	16500	5.9	11	78	3.8	...	4
27...	50	16	16	16	8	...	5.9	7	77	4.0	...	1
28...	46	11	10	10	...	1	1	8	14000	5.4	1	4
29...	19	7	5	5	...	2	2	4	1
30...	76	24	24	24	17	12000	5.2	6	91	4.5	...	2
31...	71	20	20	20	16	11000	5.3	4
32...	79	23	21	21	...	2	2	16	11000	4.7	7	76	3.9	1	...
33...	77	22	22	22	16	10000	4.5	6	86	4.8	...	2
34...	85	21	21	21	8	13000	5.1	12	86	4.3	...	4
35...	59	21	20	20	...	1	...	1	14	10500	5.1	7	73	3.6
36...	64	21	21	21	16	11500	4.8	5	60	4.0	...	3
37...	70	22	22	21	...	1	16	10500	5.1	6	63	3.2	1	...
38...	80	25	24	18	...	6	1	1	18	9500	4.6	6	58	2.8	...	5
39...	64	22	22	21	...	1	15	12000	5.7	6	60	3.3	...	1
40...	55	19	19	19	18	12000	5.5	1	1
41...	66	20	19	19	...	1	1	18	10500	5.1	2	2
42...	66	21	21	21	17	10500	5.6	4	2
43...	58	23	23	23	8	...	4.3	15	96	3.8	...	1

City Block Characteristics

Table 2.—CHARACTERISTICS OF HOUSING UNITS, BY BLOCKS: 1960—Con.

["Total population" contains no persons in group quarters unless preceded by asterisk; one asterisk (*) denotes less than 10 percent; two asterisks (**), 10 percent or more]

Blocks within census tracts	Total population	All housing units by condition and plumbing									Occupied housing units							
		Sound					Deteriorating				Owner occupied			Renter occupied				
		Total	With all plumbing facilities	Lacking some or all facilities	Total	With all plumbing facilities	Lacking some or all facilities		Dilapidated	Total	Average value (dollars)	Average number of rooms	Total	Average contract (dollars)	Average number of rooms	Occupied by non-white	1.01 or more persons per room	
							With flush toilet	No flush toilet										
44...	68	24	24	24	12	9000	4.9	12	70	3.8	...	2	
45...	122	48	48	48	9	12500	5.1	31	186	3.1	...	7	
46...	78	25	25	25	19	12500	5.3	5	99	5.0	...	1	
47...	96	25	25	25	22	12000	5.3	3	4	
48...	100	26	26	26	16	12000	5.4	10	89	3.8	...	4	
49...	*132	32	30	30	...	2	2	21	14500	5.3	11	77	4.2	...	3	
50...	73	21	20	20	...	1	1	19	15000	5.8	1	1	
51...	60	16	16	16	15	16000	5.3	1	
52...	53	16	13	13	...	2	2	14	14000	5.1	3	
53...	39	9	9	9	7	16500	6.3	2	1	
54...	81	20	20	20	18	15000	5.1	2	2	
55...	73	16	16	16	16	15000	5.9	1	
56...	15	7	7	5	2	2	5	95	3.0	...	2	
63.....	4079	1279	1201	1191	10	69	69	9	1004	13000	5.2	246	84	3.9	3	103
1...	72	22	19	19	...	3	3	18	10000	5.1	3	1	
2...	64	23	23	23	17	11500	5.0	6	87	4.3	
3...	50	18	18	18	14	12000	5.3	4	1	
4...	56	21	21	21	18	11000	5.0	2	1	
5...	78	21	19	19	...	1	1	17	11500	5.4	4	
6...	74	24	24	24	20	11000	5.3	4	2	
7...	60	21	21	21	19	10000	4.6	2	
8...	63	25	21	21	...	3	3	9	...	4.7	15	62	3.4	...	1	
9...	35	15	13	11	2	2	2	12	9500	5.6	3	3	
10...	72	24	22	20	2	2	2	17	10000	5.5	7	59	2.9	
11...	66	21	20	20	19	11000	5.3	2	
12...	73	21	20	20	...	1	1	20	11000	4.7	2	
13...	78	23	23	23	18	12500	5.3	5	89	4.2	...	1	
14...	67	24	24	24	23	11000	4.4	1	
15...	73	27	27	27	...	1	1	20	11500	5.2	7	99	3.7	
16...	66	20	19	19	...	1	1	15	12500	5.3	3	1	
17...	75	22	22	22	20	14000	5.8	2	1	
18...	72	23	23	23	17	11500	4.6	6	90	5.0	...	2	
19...	96	25	24	24	...	1	1	20	11000	4.9	5	90	4.4	1	1	
20...	75	26	25	25	...	1	1	22	10500	5.1	4	1	
21...	66	24	23	23	17	10500	4.8	7	71	4.1	
22...	85	24	24	24	19	10500	5.5	5	86	4.2	...	1	
23...	8	
24...	56	17	10	9	1	5	5	13	10500	5.5	3	2	
25...	61	20	20	20	6	18000	6.0	13	76	4.2	...	2	
26...	78	23	22	22	15	13000	5.7	3	
27...	76	23	22	22	15	11000	5.1	6	88	4.2	...	6	
28...	76	23	23	23	18	11500	5.0	5	81	4.0	
29...	67	22	22	22	17	12500	5.5	5	...	3.6	...	2	
30...	81	24	23	23	...	1	1	20	12000	5.0	4	2	
31...	61	18	18	18	17	12000	4.6	1	2	
32...	71	24	21	21	...	3	3	18	11000	5.5	5	62	4.2	...	2	
33...	77	19	19	19	18	14500	5.7	1	4	
34...	55	17	17	17	16	16500	5.7	1	2	
35...	58	18	18	18	12	13000	5.5	5	...	4.2	...	3	
36...	67	21	21	20	1	18	12500	4.8	3	2	
37...	61	20	19	19	14	11000	4.4	6	68	3.7	...	3	
38...	68	21	21	20	1	16	9500	4.7	4	3	
39...	65	18	17	17	...	1	1	15	10000	5.0	3	4	
40...	38	18	18	18	10	13500	4.5	8	79	2.9	
41...	24	7	6	6	1	5	...	4.6	1	2	
42...	79	21	21	21	15	11000	5.8	6	68	3.7	...	3	
43...	63	19	19	19	16	9000	5.2	3	1	
44...	71	19	19	19	16	11500	4.8	3	4	
45...	75	20	20	20	19	12500	5.1	1	3	
46...	77	18	18	18	15	15500	6.5	2	2	
47...	85	19	19	19	18	14500	5.4	1	3	
48...	67	18	18	18	17	16500	5.4	1	
49...	51	15	15	15	15	20000	5.9	
50...	44	13	13	13	11	17000	5.7	1	1	
51...	120	32	32	32	26	18500	6.3	5	109	4.6	
52...	123	38	38	38	33	17500	5.8	5	...	3.4	
53...	47	15	15	15	11	15000	5.8	4	1	
54...	297	119	75	73	2	44	44	76	14500	4.4	34	69	2.7	...	19	
55...	82	22	22	22	21	17000	6.0	1	2	
56...	48	13	13	13	13	18000	6.2	
57...	19	6	6	6	6	17500	5.3	
58...	10	4	
59...	58	18	18	18	17	19500	5.9	1	
64.....	2949	819	695	682	13	106	97	9	...	18	634	15500	5.7	156	91	4.2	3	72
1...	129	39	28	27	1	11	10	1	...	24	13000	5.5	13	129	4.2	...	5	
2...	53	18	9	7	2	7	6	1	...	10	12500	5.4	8	70	4.4	...	1	
3...	68	11	10	10	1	4	4	15	8500	5.3	3	5	
4...	78	22	13	12	1	6	6	15	9000	4.8	7	94	4.0	
5...	81	21	21	21	19	12500	6.8	2	1	
6...	82	23	23	23	15	12500	6.5	8	87	4.3	...	1	
7...	65	23	7	7	...	15	12	3	...	18	8000	5.1	4	6	
8...	97	29	24	24	...	5	4	1	...	13	9000	5.1	15	66	4.0	
9...	7	3	
10...	62	23	15	13	2	5	4	1	...	17	9000	4.6	4	4	

U.S. CENSUS OF HOUSING: 1960

Series HC(3)-92

CITY BLOCKS

Pueblo, Colo.

Prepared under the supervision of
WAYNE F. DAUGHERTY, Chief
Housing Division




U.S. DEPARTMENT OF COMMERCE

Luther H. Hodges, Secretary

BUREAU OF THE CENSUS

Richard M. Scammon, Director (From May 4, 1961)

Robert W. Burgess, Director (To March 3, 1961)





BUREAU OF THE CENSUS

RICHARD M. SCAMMON, *Director* (From May 4, 1961)
ROBERT W. BURGESS, *Director* (To March 3, 1961)

A. ROSS ECKLER, *Deputy Director*
HOWARD C. GRIEVES, *Assistant Director*
CONRAD TABUBER, *Assistant Director*
MORRIS H. HANSEN, *Assistant Director for Statistical Standards*
CHARLES B. LAWRENCE, JR., *Assistant Director for Operations*
WALTER L. KEHRES, *Assistant Director for Administration*
CALVERT L. DEDRICK, *Chief, International Statistical Programs Office*
A. W. VON STRUVE, *Acting Public Information Officer*

Housing Division—

WAYNE F. DAUGHERTY, *Chief*
DANIEL B. RATHBUN, *Assistant Chief*
BEULAH WASHBAUGH, *Special Assistant*
MILTON D. LIBBERMAN, *Chief, Coordination and Research*

Decennial Operations Division—GLEN S. TAYLOR, *Chief*
Electronic Systems Division—ROBERT F. DRURY, *Chief*
Field Division—JEFFERSON D. MCPHIBB, *Chief*
Geography Division—WILLIAM T. FAY, *Chief*
Statistical Methods Division—JOSEPH STEINBERG, *Chief*

Library of Congress Card Number: A61-9347

SUGGESTED CITATION

U.S. Bureau of the Census. *U.S. Census of Housing: 1960. Vol. III, City Blocks.*
Series HC(3), No. 92.
U.S. Government Printing Office, Washington, D.C., 1961.

For sale by the Superintendent of Documents, U.S. Government Printing Office, Washington 25, D.C.
or any of the Field Offices of the Department of Commerce — Price 30 cents.

Table 1.—CHARACTERISTICS OF HOUSING UNITS, FOR THE CITY: 1960

Subject	Number	Percent	Subject	Number	Percent
All housing units	26,926	100.0	Occupied housing units—Con.		
CONDITION AND PLUMBING			COLOR		
Sound	20,766	77.1	White	25,135	97.6
With all plumbing facilities	19,732	73.3	Nonwhite	620	2.4
Lacking some or all facilities	1,034	3.8	PERSONS PER ROOM		
Deteriorating	4,667	17.3	1.00 or less	21,904	85.0
With all plumbing facilities	3,382	12.6	1.01 or more	3,851	15.0
Lacking some or all facilities	1,285	4.8	AVERAGE NUMBER OF ROOMS		
With flush toilet	1,130	4.2	Owner occupied	5.0	...
No flush toilet	155	0.6	Renter occupied	3.3	...
Dilapidated	1,493	5.5	VALUE AND RENT		
Occupied housing units	25,755	100.0	Average value	11,000	...
TENURE			Average contract rent	53	...
Owner occupied	18,348	71.2			
Renter occupied	7,407	28.8			

NOTE.—On the map for Pueblo, approximately 1700 blocks are identified.

Table 2.—CHARACTERISTICS OF HOUSING UNITS, BY BLOCKS: 1960

["Total population" contains no persons in group quarters unless preceded by asterisk; one asterisk (*) denotes less than 10 percent; two asterisks (**), 10 percent or more]

Blocks within census tracts	Total population	All housing units by condition and plumbing								Occupied housing units								
		Total	Sound			Deteriorating			Dilapidated	Owner occupied			Renter occupied			Occupied by non-white	1.01 or more persons per room	
			Total	With all plumbing facilities	Lacking some or all facilities	Total	With all plumbing facilities	Lacking some or all facilities		Total	Average value (dollars)	Average number of rooms	Total	Average contract rent (dollars)	Average number of rooms			
1.....	*2469	729	717	713	4	12	10	1	1	...	594	15500	5.3	109	88	4.0	1	73
1.....	127	32	32	32	32	30000	6.5	2
3.....	13	8	8	8	8	114	3.3
4.....	2	2
5.....	34	9	9	9	9	37000	8.2
6.....	8	2
7.....	11	2
8.....	19	4
9.....	45	11	11	11	6	20000	5.7	5	101	4.6	...	2
10.....	14	4
11.....	28	8	8	8	8	13000	5.1
12.....	84	21	21	21	18	11500	4.8	2	2
13.....	95	27	27	27	20	12000	4.7	4	3
14.....	103	32	32	32	28	11000	4.6	4	1
15.....	85	24	24	24	22	12500	5.1	1	1
16.....	89	22	22	22	19	11500	5.0	3	3
17.....	2	1
18.....	240	74	72	72	2	2	65	12000	4.4	6	91	4.5	...	9
19.....	*148	41	41	41	34	15000	5.5	6	66	4.2	...	7
20.....	28	7	7	7	7	37000	6.9
21.....	13	5	5	5	4
22.....	104	33	33	33	24	20000	6.0	7	59	3.1	...	2
23.....	28	9	9	9	7	10500	4.4	2	1
24.....	22	8	8	8	6	13000	4.8
25.....	29	9	9	9	9	24000	6.7
26.....	23	7	7	7	7	35000	6.6
27.....	38	11	11	11	10	13000	6.1	1
28.....	32	9	9	8	1	8	8500	5.8	1
29.....	57	16	13	13	3	1	1	1	11	13500	5.5	5	239	4.2	...	1
30.....	54	29	29	27	2	10	...	3.7	12	55	2.8	1	4
32.....	40	10	10	10	8	10500	4.9	2	1
33.....	23	6	6	6	4	2	2
34.....	61	14	14	14	12	11000	5.1	2	4
35.....	110	33	33	33	30	10000	4.3	3	7
36.....	80	20	19	19	1	1	18	11000	4.7	1	3
37.....	46	12	12	12	11	11500	4.8	3	2
38.....	90	24	24	24	20	10000	4.5	3	6
39.....	64	17	16	16	1	1	8	11000	6.0	9	66	4.0	...	4
40.....	59	17	16	16	1	1	15	10000	4.9	2	2
41.....	18	6	5	5	1	1	4	2
42.....	34	12	10	10	2	2	10	9000	6.1	2
43.....	18	8	8	7	1	7	10500	4.6
44.....	39	13	13	13	11	11000	5.0	2
45.....	32	12	12	12	9	15000	6.8	3
46.....	31	12	12	12	11	21000	6.5
47.....	41	13	13	13	11	21000	6.2	1
48.....	21	7	6	6	1	1	7	19000	5.9
49.....	36	11	11	11	9	13500	5.7	2	1
50.....	51	15	15	15	12	11500	5.3	3	2
2.....	1892	511	191	174	17	270	176	50	44	50	368	6000	4.4	109	48	3.6	27	152
1.....	51	15	14	14	...	1	1	14	7500	4.5	1	2

Table 2.—CHARACTERISTICS OF HOUSING UNITS, BY BLOCKS: 1960—Con.

["Total population" contains no persons in group quarters unless preceded by asterisk; one asterisk (*) denotes less than 10 percent; two asterisks (**), 10 percent or more]

Blocks within census tracts	Total population	All housing units by condition and plumbing									Occupied housing units							
		Total	Sound			Deteriorating			Dilapidated	Owner occupied			Renter occupied			Occupied by non-white	1.01 or more persons per room	
			Total	With all plumbing facilities	Lacking some or all facilities	Total	With all plumbing facilities	Lacking some or all facilities		Total	Average value (dollars)	Average number of rooms	Total	Average contract rent (dollars)	Average number of rooms			
3.....	**6303	46	46	42	4	10	9000	4.9	26	35	3.8	...	1
1....	**6272	35	35	31	4	4	21	26	3.7
2....	2	1
3....	6	3
4....	21	6	6	6	4	2	1
5....	2	1
4.....	3112	983	969	963	6	12	12	2	825	11500	5.0	130	82	4.3	1	83
1....	39	12	12	12	12	10500	4.4	1
2....	45	12	12	12	9	9000	4.8	3	1
3....	41	11	10	10	...	1	1	9	10000	5.3	1	2
4....	35	13	13	13	11	12000	4.9	1	1
5....	42	14	14	14	11	13500	5.1	3	1	1
6....	32	13	13	13	11	13000	4.4	1	1
7....	58	16	16	15	1	12	13500	4.8	4	3
8....	38	18	17	17	...	1	1	16	12500	5.1	2
9....	29	8	8	8	8	10500	5.4	1
10....	43	14	13	13	...	1	1	14	10000	4.3	2
11....	45	14	13	13	...	1	1	13	14000	5.6	1
12....	42	17	16	16	...	1	1	15	10000	4.3	1	2
13....	51	13	12	12	1	13	10000	5.0	1
14....	59	14	14	14	12	12000	4.6	2	5
15....	37	12	12	12	11	11500	5.0	1
16....	41	11	10	9	1	1	1	8	10000	4.9	2	3
17....	41	12	11	11	1	...	11	8000	5.5	2
18....	42	12	12	12	10	10000	4.8	2
19....	54	12	12	12	8	9000	4.8	4	2
20....	41	16	16	16	11	10500	4.7	1
21....	19	6	6	6	6	10500	5.0	1
22....	52	16	16	16	15	10500	4.7	3
23....	69	16	16	16	12	9500	4.7	4	5
24....	48	16	16	15	1	12	9500	4.3	4	2
25....	56	19	19	19	16	10000	4.6	2	2
26....	28	8	8	7	1	6	13000	5.2	2	1
27....	119	39	39	39	35	10500	4.6	4	3
28....	25	11	11	10	1	9	14500	5.6
29....	48	15	15	15	11	13500	5.7	4
30....	38	11	11	11	9	15000	5.3	2	1
31....	59	21	21	21	19	13500	5.4	2	1
32....	54	14	14	14	12	12500	5.3	2	2
33....	49	15	12	12	...	3	3	10	10000	5.0	4	2
34....	62	18	16	16	...	2	2	14	10000	5.1	4	3
35....	50	13	13	13	7	9000	4.9	6	61	3.3	...	5
37....	40	13	13	13	11	8500	4.4	2	1
38....	38	14	14	14	8	11500	5.1	5	...	4.0	...	1
39....	30	8	8	8	7	11500	5.3	1
40....	25	8	8	8	6	10500	5.0	1	1
41....	43	14	13	13	...	1	1	13	10000	5.4
42....	72	18	18	18	13	10500	5.2	5	81	4.8	...	1
43....	45	13	13	13	13	11000	4.5	2
44....	48	16	16	16	14	12500	5.4	2
45....	35	11	11	11	10	12500	5.4	1
46....	77	24	24	24	17	11000	4.4	6	95	5.0	...	3
47....	43	14	14	13	1	11	14500	5.2	2	1
48....	45	14	14	14	11	13000	5.4	3	1
49....	53	16	16	16	13	10000	5.2	3
50....	45	14	14	14	13	10500	4.8	1	2
51....	37	14	14	14	11	9500	4.6	3
52....	46	17	17	17	15	9500	4.5	2	1
53....	56	17	17	17	13	10500	4.8	4	1
54....	54	16	16	16	15	11000	5.8	1	1
55....	43	15	15	15	13	15000	5.5	2	1
56....	51	17	17	17	16	10500	5.3	1	1
57....	42	17	17	17	14	11000	5.3	3	1
58....	45	15	15	15	11	11000	4.9	4
59....	39	11	11	11	10	14000	5.4	1
60....	33	12	12	12	11	14500	5.5	1
61....	6	3
62....	31	14	14	14	12	13500	4.8	1
63....	41	14	14	14	14	15500	5.0
64....	48	14	14	14	12	16500	5.4	1	1
65....	81	28	28	28	24	14000	5.1	1
66....	40	14	14	14	14	13500	5.4
67....	45	14	14	14	13	14000	5.6	1
68....	20	6	6	6	6	12500	4.3	1
70....	51	15	15	15	14	12500	5.3	1	1
72....	31	8	8	8	5	12000	5.6	3
73....	2	3
5.....	*3851	1363	1081	1061	20	241	230	5	6	41	999	12500	5.2	317	68	3.9	9	113
1....	5	1
3....	472	160	154	150	4	6	4	...	2	...	139	...	3.5	20	59	2.5	1	30
4....	142	56	56	54	2	43	...	3.3	13	53	2.5	...	8
5....	4	2
7....	61	17	14	14	...	3	3	16	10000	4.2	5

City Block Characteristics

Table 2.—CHARACTERISTICS OF HOUSING UNITS, BY BLOCKS: 1960—Con.

["Total population" contains no persons in group quarters unless preceded by asterisk: one asterisk (*) denotes less than 10 percent; two asterisks (**), 10 percent or more]

Blocks within census tracts	Total population	All housing units by condition and plumbing									Occupied housing units							
		Sound				Deteriorating				Dilapidated	Owner occupied			Renter occupied			Occupied by non-white	1.01 or more persons per room
		Total	With all plumbing facilities	Lacking some or all facilities	Total	With all plumbing facilities	Lacking some or all facilities		Total		Average value (dollars)	Average number of rooms	Total	Average contract rent (dollars)	Average number of rooms			
							With flush toilet	No flush toilet										
10...	95	34	33	33	...	1	1	32	...	3.4	2	6
11...	26	12	7	7	...	3	2	...	1	2	5	...	4.2	5	57	4.0
12...	2
13...	15	6	4	4	...	2	2	3	6500	4.2	1	1
14...	**32	4	...	4
15...	11	4
17...	45	13	8	8	...	5	5	10	9500	4.5	3	2
18...	34	11	7	7	...	4	4	10	10500	5.1	2	1
20...	35	12	12	12	10	12000	5.4	2	2
21...	66	20	19	19	1	19	11500	5.8	1	1
22...	45	19	14	12	2	4	4	1	14	8500	4.9	2	1
19...	7	2	2	2	...	5	5	6	6500	4.8	1	1
23...	19	7	2	2	...	4	4	7	3500	4.1	2
24...	29	10	3	2	1	5	3	...	2	2	16	9500	5.2	1	2	
26...	54	16	9	8	1	7	7	16	7500	4.6	2	1
27...	37	13	6	6	...	4	4	3	11	7000	4.6	1	
28...	40	14	6	14	...	2	2	15	12000	5.7	1
29...	49	17	17	17	...	2	2	11	13000	5.5	8	88	4.3
30...	34	11	11	11	...	1	1	10	11500	5.0	2	1
31...	8
32...	29	7	7	7	...	4	4	8	12000	5.3	3
33...	8	...	3	3	...	2	2	4	1
35...	49	16	16	16	...	1	...	1	15	13000	6.6	1
36...	55	16	16	16	13	12500	6.8	3	2
37...	46	17	8	8	...	7	7	2	14	10000	5.1
38...	34	8	8	8	...	4	4	2	8	9000	4.7	5	55	3.8	...	2
39...	50	12	6	6	...	6	4	2	7	5500	4.7	4
41...	45	6	6	6	...	4	4	6	6500	4.8	4
42...	50	15	15	15	1	...	13	11500	4.8	3
43...	43	15	15	15	...	1	1	10	13000	5.5	6	60	4.0
44...	40	21	21	19	2	12	11000	5.5	6	44	3.2
45...	44	15	15	15	15	13500	6.8
46...	62	18	18	18	...	1	1	16	14500	6.1	3	1
47...	72	20	20	20	...	1	1	14	13500	6.2	7	80	4.6	...	2
48...	48	18	18	18	...	1	1	15	13000	6.5	4
49...	71	14	14	14	...	10	10	17	12000	5.8	8	70	3.6	...	2
50...	73	13	13	13	...	11	11	...	2	2	13	12500	5.8	12	84	4.4
51...	53	18	18	18	15	11500	4.7	3	2
52...	39	3	3	3	...	5	5	...	1	...	8	6000	4.9	1	2
56...	38	10	10	10	...	2	2	9	9000	4.4	2	1
57...	59	17	17	17	1	14	12500	5.2	4
58...	66	12	12	12	...	17	17	17	12500	6.2	10	57	3.9	...	1
59...	60	17	17	17	...	10	8	2	15	11500	6.3	10	51	3.5
60...	64	18	18	18	...	4	4	19	13500	6.4	3
61...	18	5	5	5	...	2	2	6	12000	6.3
62...	16	4	4	4	...	2	2	6	12000	5.3
63...	69	17	17	17	...	1	1	17	14000	6.4	1
64...	61	15	15	15	...	3	3	12	17000	7.8	6	...	4.3	...	1
65...	56	15	15	15	...	8	8	18	12500	5.4	4
66...	71	43	42	1	2	2	2	36	10000	4.3	6	72	4.3	1	2
67...	87	24	24	24	...	6	6	18	11500	4.6	10	68	3.7
68...	53	19	19	19	10	9500	4.1	8	76	3.1	1	2
69...	21	2	2	2	...	2	2	...	4	...	5	6500	4.6	3	7
70...	86	13	2	2	...	6	6	...	5	...	9	7000	5.9	3
71...	59	9	9	9	...	6	6	...	2	...	16	9000	4.4	1	4
72...	53	14	14	14	...	5	5	13	12500	5.9	5	55	4.6
73...	50	14	14	14	...	3	3	13	13000	6.5	4	1
74...	62	26	14	10	4	10	10	...	2	...	14	14000	6.6	9	66	3.9
75...	54	18	10	9	1	8	8	15	15000	7.1	3	2
76...	54	20	16	14	2	4	4	14	13000	6.6	4
77...	28	12	8	8	...	4	4	9	19500	7.2	3
78...	46	25	25	25	5	34000	9.2	16	87	3.8
79...	31	10	9	9	...	1	1	8	24000	9.5	2
80...	41	16	16	16	13	20000	7.2	3
81...	4	2
83...	54	19	17	17	...	1	1	...	1	...	11	16000	6.0	7	87	5.7
84...	11	4
85...	36	21	20	20	...	1	1	2	18	82	3.4	1	...
86...	20	7	7	7	7	31000	7.7	2
87...	40	11	4	4	...	5	5	...	2	...	5	22000	6.4	6	74	3.7
88...	20	6	6	6	5	19000	6.8	1
91...	34	15	8	8	...	6	6	...	1	...	9	18500	6.9	5	56	4.8	...	1
92...	12	3	2
94...	30	8	4	4	...	2	2	...	2	...	6	9000	4.7	2
6...	*3254	1228	1037	975	62	185	166	19	...	6	622	9000	5.1	565	56	3.3	27	118
1...	47	19	18	18	1	...	4	15	63	3.5	3	1
2...	37	12	12	12	...	1	1	9	14500	6.3	2	2
3...	35	12	11	11	6	10000	5.3	5	65	4.4
4...	44	13	13	13	11	9000	4.7	2	3
5...	89	26	26	26	...	2	2	21	7000	5.2	7	60	3.4	1	3
6...	66	22	22	22	5	11000	4.6	14	50	2.4	...	9
7...	61	15	15	15	...	4	4	15	7000	4.7	4	4
8...	37	8	7	1	1	1	1	6	8000	3.8	3	1
9...	29	11	11	11	...	1	1	12	7000	4.8	2
10...	34	12	12	12	10	8500	4.9	2	1
11...	27	10	10	10	10	8000	4.6	1

Table 2.—CHARACTERISTICS OF HOUSING UNITS, BY BLOCKS: 1960—Con.

["Total population" contains no persons in group quarters unless preceded by asterisk: one asterisk (*) denotes less than 10 percent; two asterisks (**), 10 percent or more]

Blocks within census tracts	Total population	All housing units by condition and plumbing								Occupied housing units								
		Total	Sound			Deteriorating			Dilapidated	Owner occupied			Renter occupied			Occupied by non-white	1.01 or more persons per room	
			Total	With all plumbing facilities	Lacking some or all facilities	Total	With all plumbing facilities	Lacking some or all facilities		Total	Average value (dollars)	Average number of rooms	Total	Average contract rent (dollars)	Average number of rooms			
								With flush toilet										No flush toilet
12...	48	13	11	11	...	2	2	10	9500	4.9	3	1	
13...	54	17	16	16	...	1	1	13	8500	5.5	4	1	
14...	30	12	12	12	12	9500	5.3	
15...	55	24	21	16	5	3	3	14	8000	5.3	10	46	3.2	...	1	
16...	39	15	15	15	10	8500	4.5	4	1	1	
17...	46	12	12	12	12	8000	4.4	2	2	
18...	49	15	12	12	...	3	3	12	8500	4.7	3	2	1	
19...	55	20	19	19	...	1	1	14	8500	4.4	6	52	3.5	...	2	
20...	30	11	10	10	...	1	1	7	7500	5.0	4	1	1	
21...	51	14	13	13	...	1	1	12	7000	4.7	2	2	
22...	52	18	18	18	12	7500	4.8	5	70	4.6	1	...	
23...	48	15	13	11	2	2	2	10	8000	5.0	5	65	4.8	
24...	73	22	21	19	2	1	1	11	11000	5.4	11	57	2.8	...	3	
25...	32	12	12	12	9	8500	6.4	3	1	
26...	15	5	5	5	4	1	
27...	12	3	
28...	1	1	
29...	14	7	6	6	...	1	1	4	2	
30...	61	26	22	22	...	3	3	11	10000	6.3	13	54	3.9	1	2	
31...	46	18	14	14	...	4	4	10	16500	6.6	8	65	3.3	2	1	
32...	38	11	11	11	6	22000	6.7	3	1	
33...	48	19	19	14	5	3	16	54	3.4	...	2	
34...	50	26	26	18	8	13	8000	...	13	38	2.5	...	1	
35...	48	18	18	17	1	12	8000	5.4	6	49	3.5	
36...	52	21	15	12	3	6	1	5	...	12	8000	5.1	9	71	2.6	1	3	
37...	**70	20	20	20	13	8500	4.8	7	54	3.4	5	2	
38...	64	28	28	28	7	9000	4.3	21	60	3.2	...	4	
39...	66	21	19	19	...	2	2	11	7500	4.7	9	52	3.2	...	4	
40...	90	18	18	18	...	2	2	11	7500	5.1	6	57	3.0	...	2	
41...	51	22	20	16	4	2	2	11	7500	5.1	11	47	3.2	...	1	
42...	45	24	18	14	4	6	3	3	...	9	8000	4.7	13	49	2.7	...	1	
43...	76	31	24	18	6	4	3	1	...	9	9000	5.3	21	56	3.5	...	3	
44...	68	34	34	30	4	9	10000	5.6	25	65	2.8	...	3	
45...	43	20	9	9	...	11	11	4	15	87	4.1	...	1	
46...	80	30	21	21	...	9	9	11	7500	5.6	17	61	3.5	2	2	
47...	**95	26	20	20	...	6	6	11	11500	5.9	12	57	3.3	...	4	
48...	**122	47	21	21	...	26	26	10	...	4.5	37	54	3.1	...	8	
49...	71	34	24	23	1	10	10	13	11000	5.5	18	47	2.5	...	5	
50...	45	19	18	15	3	10	8000	5.1	9	50	2.9	...	1	
51...	45	19	18	15	3	10	8000	5.1	9	50	2.9	...	1	
52...	61	30	29	17	12	1	1	14	8500	5.0	16	49	2.3	...	1	
53...	53	25	25	25	13	7000	5.1	10	57	3.3	
54...	58	22	22	22	14	9000	4.9	8	54	3.6	...	3	
55...	43	16	16	16	14	7000	4.4	1	3	
56...	80	23	22	22	...	1	1	17	6000	4.2	5	47	3.6	...	7	
57...	20	7	6	6	...	1	1	5	5500	4.4	2	
58...	46	17	14	14	...	3	3	10	6500	4.2	7	67	2.4	...	3	
59...	49	15	11	11	...	4	4	11	8000	5.5	4	1	
60...	49	17	12	12	...	5	5	11	7000	5.2	5	61	5.2	...	1	
61...	42	17	17	17	6	7500	5.5	9	56	4.2	...	1	
62...	97	42	27	27	...	15	15	14	8000	4.4	27	47	3.0	...	4	
63...	99	49	18	18	...	31	21	10	...	6	...	7.0	42	50	3.2	...	2	
64...	58	30	20	20	...	10	10	3	22	52	3.2	...	2	
7.....	*3096	1567	785	567	218	547	251	285	11	235	261	9500	4.8	1201	46	2.4	39	194
3...	55	24	19	19	...	5	4	1	...	5	...	5.0	19	65	4.1	...	1	
4...	64	33	28	28	...	5	4	1	...	8	9500	4.4	24	55	2.8	...	3	
5...	62	33	33	33	2	27	70	3.7	...	1	
6...	40	18	18	18	9	16000	5.2	9	78	3.9	
7...	*73	39	30	25	5	9	3	6	...	4	33	49	2.8	...	3	
8...	35	12	12	12	8	8000	6.4	4	1	...	
9...	31	21	18	18	...	3	3	4	14	66	3.1	
10...	*77	30	27	23	4	2	1	1	...	8	19000	4.4	18	61	3.4	...	3	
12...	46	36	36	36	2	33	64	3.1	
15...	74	51	29	25	4	18	5	13	...	4	45	40	2.3	...	5	
16...	**49	27	13	13	...	14	7	7	...	1	22	50	3.2	...	2	
17...	42	36	36	16	20	3	30	48	1.5	1	7	
18...	38	20	20	16	4	3	12	71	4.0	...	1	
21...	62	30	22	15	7	...	8	6500	3.7	23	44	2.7	...	3	
22...	*64	30	28	19	9	...	2	7000	6.3	23	55	3.5	1	2	
23...	60	32	32	20	12	...	8	16500	5.6	24	51	2.8	...	1	
24...	**58	22	20	13	7	...	2	12500	5.2	12	44	2.4	...	3	
25...	64	31	12	11	1	7	7	12	7000	4.9	22	43	2.6	...	5	
26...	46	28	20	20	...	8	4	4	...	9	9000	4.3	16	58	2.6	...	3	
27...	60	25	16	14	2	9	3	6	...	4	19	49	2.5	1	4	
28...	45	19	2	2	...	6	6	11	6000	4.3	7	41	3.7	6	2	
29...	**53	10	6	6	...	2	2	2	6	...	4	2	
30...	13	3	
31...	57	15	5	5	...	5	4	1	...	5	5500	4.9	3	4	
36...	180	39	3	3	...	18	4	8	6	18	5500	4.0	18	24	2.6	...	21	
37...	62	25	1	1	...	7	6	1	...	17	4500	4.7	10	38	2.8	8	4	
38...	72	25	1	1	...	8	6	2	...	16	9000	4.5	13	50	3.9	3	3	
39...	97	51	26	12	14	...	25	7000	4.0	44	38	1.9	...	6	
40...	63	40	18	3	15	...	22	1	...	37	42	1.9	1	5	
41...	25	24	18	1	17	...	6	24	39	1.3	2	...	
42...	75	69	52	5	47	17	2	15	66	40	1.1	1	2	
43...	42	17	1	...	1	16	5	11	16	42	2.1	...	5	

Table 2.—CHARACTERISTICS OF HOUSING UNITS, BY BLOCKS: 1960—Con.

["Total population" contains no persons in group quarters unless preceded by asterisk: one asterisk (*) denotes less than 10 percent; two asterisks (**), 10 percent or more]

Blocks within census tracts	Total population	All housing units by condition and plumbing									Occupied housing units								
		Total	Sound			Deteriorating			Dilapidated	Owner occupied			Renter occupied						
			Total	With all plumbing facilities	Lacking some or all facilities	Total	With all plumbing facilities	Lacking some or all facilities		Total	Average value (dollars)	Average number of rooms	Total	Average contract rent (dollars)	Average number of rooms	Occupied by non-white	1.01 or more persons per room		
44...	100	56	24	24	...	32	...	32	50	45	2.3	8	
47...	13	6	6	6	6	54	3.5	1	
49...	47	21	4	4	...	17	...	17	1	17	48	4.4	2	
50...	26	24	19	14	5	5	...	1	3	23	48	2.2	1	
51...	81	64	49	49	...	15	...	2	13	6	11000	2.3	57	59	2.2	1	
52...	5	4	1	
53...	20	8	5	...	3	2	...	3	8	48	2.6	...	1	
54...	73	24	2	2	...	7	...	4	3	...	15	9	8000	4.4	13	47	2.9	1	
57...	65	31	4	4	...	20	...	23	7	5	...	4.2	22	42	2.1	8	
58...	23	8	3	...	2	1	...	5	2	6	46	2.7	7	
59...	5	4	
60...	17	12	10	...	10	2	12	41	2.1	
61...	38	37	34	4	30	3	...	2	1	37	31	1.1	2	
62...	9	7	4	2	2	3	...	1	2	1	...	3	
64...	63	38	8	2	6	30	...	3	27	1	...	34	36	2.2	...	6	
65...	59	31	17	14	3	14	...	5	9	1	...	28	38	1.9	...	3	
66...	27	30	29	18	11	1	...	1	3	...	22	40	1.5	...	8	
72...	8	4	2	
73...	2	1	
75...	8	1	
78...	36	33	25	4	21	1	...	1	7	33	38	1.2	2	...	
79...	14	11	4	2	2	2	...	1	1	...	5	1	...	9	33	2.0	1	...	
80...	50	12	12	11	1	2	...	10	44	3.6	...	3	
81...	7	3	
84...	30	8	3	...	3	5	5	...	2	
85...	113	40	9	9	...	23	...	13	10	...	8	9	7500	4.3	31	43	2.6	12	
86...	66	23	17	13	4	6	...	3	3	7	5000	5.4	16	72	2.9	5	
87...	39	29	21	...	21	4	...	4	4	29	27	1.2	...	5	
88...	19	19	15	9	6	4	17	33	1.2	...	1	
89...	5	4	
92...	10	12	12	2	10	7	27	1.6	...	1	
95...	27	13	9	6	3	4	1	...	12	34	1.9	...	4	
96...	95	30	5	3	2	12	...	7	5	...	13	12	6500	5.7	12	34	2.6	...	9
97...	12	4	
8...	*3897	1269	1039	990	49	214	...	146	65	3	16	855	8000	5.0	369	54	3.7	1	179
1...	118	36	36	36	32	12000	4.7	3	3
2...	99	30	30	30	26	13000	5.0	3	2
4...	8	1
6...	28	7	4	4	...	1	...	1	2	6	7500	5.5	1	2
7...	15	4
8...	15	4
9...	**49	10	6	6	...	4	...	2	2	8	7000	4.5	2	5
10...	61	10	8	8	...	2	...	1	8	9000	5.0	2	3
11...	17	8	7	7	...	1	...	1	7	6000	4.3	1
12...	12	2
13...	29	8	5	5	...	3	...	3	6	7000	3.7	2	3
15...	70	19	10	9	1	6	...	2	3	...	3	10	7500	4.5	8	48	4.0	...	6
16...	40	7	2	2	...	3	...	3	2	6	5000	6.0	3
17...	43	11	8	8	...	3	...	3	6	...	5.2	5	...	4.4	...	3
18...	54	14	10	10	...	4	...	3	1	10	7000	4.6	4	5
19...	37	13	10	10	...	3	...	2	1	12	8500	4.2	1	1
20...	22	7	7	7	7	10500	5.0	1
21...	38	12	9	9	...	3	...	1	2	10	8500	5.0	2	1
22...	58	20	19	19	...	1	...	1	18	10000	4.9	1	2
23...	43	17	16	16	...	1	...	1	16	9500	5.3	1
24...	36	15	15	15	11	10000	5.1	4
25...	57	18	18	17	1	11	10000	5.8	6	62	3.8	...	2
26...	37	12	10	10	...	2	...	2	7	5500	4.3	5	63	4.2	...	2
27...	5	1
28...	72	15	7	7	...	7	6
29...	50	14	8	8	...	6	...	2	4	...	1	10	6000	5.4	4	4
31...	74	20	14	12	2	6	...	2	4	8	6500	5.0	5	47	3.4	...	5
32...	45	16	15	15	...	1	...	1	15	8000	5.1	4	5
33...	49	15	9	9	...	5	...	5	13	8000	5.0	3	3
34...	25	10	7	7	...	3	...	3	7	8000	4.9	2	2
35...	59	24	11	11	...	13	...	6	7	16	9500	4.7	5	49	2.8	...	2
36...	77	26	25	23	2	18	9000	5.6	7	48	3.0	...	2
37...	87	34	15	13	2	19	...	5	14	...	1	10	9500	4.7	22	50	2.7	...	9
38...	46	22	13	11	2	9	...	6	3	13	8000	5.3	7	42	3.3	...	1
39...	47	18	16	16	...	2	...	2	15	9000	4.8	3	4
40...	65	17	13	12	1	4	...	4	11	5500	4.8	6	63	3.5	...	1
42...	69	17	8	8	...	9	...	9	12	6000	5.1	5	46	3.8	...	5
43...	40	10	7	7	...	3	...	3	7	7000	4.9	3	2
44...	45	12	1	1	...	10	...	6	4	...	1	6	6500	5.0	4	4
45...	55	19	13	10	3	6	...	6	15	8500	5.3	4
46...	62	22	20	20	...	2	...	2	13	8500	4.9	9	69	4.1	...	2
47...	44	14	13	13	...	1	...	1	12	9500	5.2	2	1
48...	59	19	19	19	13	9500	5.5	6	113	3.7	...	1
49...	46	18	18	18	13	8500	5.5	5	...	3.8	...	1
50...	41	16	16	16	14	8500	5.1	2
51...	40	17	13	13	...	4	...	4	14	8500	5.3	3
52...	41	16	11	11	...	4	...	4	1	11	8500	5.1	4
53...	**84	25	25	24	1	19	9000	5.6	6	47	3.5	...	2
54...	64	27	23	23	...	4	...	2	2	15	7000	4.5	10	63	4.2	...	1
55...	59	26	24	20	4	2	...	1	14	6500	4.7	9	52	3.7	...	1

Table 2.—CHARACTERISTICS OF HOUSING UNITS, BY BLOCKS: 1960—Con.

["Total population" contains no persons in group quarters unless preceded by asterisk: one asterisk (*) denotes less than 10 percent; two asterisks (**), 10 percent or more]

Blocks within census tracts	Total population	All housing units by condition and plumbing								Occupied housing units							
		Total	Sound		Deteriorating			Dilapidated	Owner occupied			Renter occupied			Occupied by non-white	1.01 or more persons per room	
			Total	With all plumbing facilities	Lacking some or all facilities	Total	With all plumbing facilities		Lacking some or all facilities	Total	Average value (dollars)	Average number of rooms	Total	Average contract rent (dollars)			Average number of rooms
56...	53	18	16	15	1	2	1	1	...	10	5500	5.0	7	43	3.9	...	2
59...	55	20	20	18	2	13	7000	5.2	5	...	3.2	...	1
60...	65	23	23	21	2	16	6500	4.8	6	55	4.5	...	1
61...	53	19	19	19	11	9500	4.9	8	56	4.0	...	1
62...	43	18	14	14	...	4	2	2	...	11	9000	5.4	7	54	4.3
63...	53	15	14	14	...	1	1	10	9000	4.8	5	...	5.0	...	2
64...	48	19	18	17	1	1	13	8500	5.0	5	47	4.0	...	1
65...	52	18	18	18	3	16	8000	4.7	2	1
66...	74	27	22	22	...	5	3	2	...	8	12000	5.8	19	56	4.1	...	3
67...	38	17	16	15	1	1	1	10	9500	4.5	5	49	3.2	...	2
68...	54	16	15	15	...	1	1	11	6000	4.6	4	3
69...	53	20	19	19	...	1	1	18	5500	4.8	2	2
70...	98	36	28	23	5	8	7	1	...	13	6500	5.0	22	44	3.2	...	8
71...	49	22	19	14	5	3	1	1	...	11	6500	4.8	9	46	2.8	...	2
72...	44	15	15	14	1	6	6500	5.0	7	46	3.4	...	2
73...	16	...	24
74...	62	25	21	...	3	1	1	10	7000	5.4	14	50	3.6	...	2
75...	37	14	13	13	...	1	1	8	7500	5.1	6	51	3.8
76...	45	16	13	13	...	3	3	14	7500	5.0	1	1
77...	48	13	12	12	...	1	1	10	8000	4.5	3	3
78...	62	18	18	16	2	15	8000	5.0	3	3
79...	55	16	15	15	...	1	1	12	9000	5.3	4	3
80...	31	12	12	12	10	8000	4.8	2
81...	33	12	6	5	1	4	1	3	...	8	6500	4.5	4	1
82...	80	19	15	15	...	4	4	...	2	16	5000	5.1	2	5
83...	52	13	7	6	1	6	3	3	...	4	8	38	2.6	...	8
84...	50	16	15	12	3	1	1	7	7000	4.4	8	45	3.3	...	4
85...	58	14	8	6	4	2	...	9	4000	4.6	5	...	4.4	1	4
9.....	5737	1449	1449	1449	1304	15000	5.2	110	98	4.6	7	197
1...	75	23	23	23	21	14500	5.3	1
2...	75	20	20	20	19	20000	5.5	3
3...	92	24	24	24	24	16500	5.3	2
4...	80	23	23	23	21	14500	5.3	1	3
5...	150	39	39	39	37	15500	5.1	1	3
7...	100	30	30	30	27	15000	4.9	1	1	2
8...	116	27	27	27	27	13500	5.1	3
9...	61	13	13	13	12	13000	5.0	1	4
10...	49	12	12	12	11	14000	5.0	1	1
11...	58	12	12	12	11	14500	5.1	1	2
12...	40	12	12	12	12	14500	5.3	1	1
13...	53	14	14	14	14	27000	6.7
14...	148	34	34	34	31	14500	5.5	2	3
16...	49	13	13	13	8	12500	5.0	4
17...	22	18	18	18	8	12500	5.0
18...	10	4
19...	102	23	23	23	22	12500	5.0	1	3
20...	40	10	10	10	9	12000	5.2	1	1
21...	69	17	17	17	14	12000	5.1	5
22...	59	13	13	13	13	12000	5.2	3
23...	130	31	31	31	24	12000	4.7	7	98	4.7	...	6
24...	65	14	14	14	14	11500	4.7	6
25...	79	18	18	18	18	12500	4.7	4
26...	128	31	31	31	30	14000	5.4	1	2
27...	144	38	38	38	37	13500	5.0	1	4
28...	106	25	25	25	21	14500	5.2	4	5
29...	54	13	13	13	12	13500	5.2	1	1
30...	141	30	30	30	28	15000	5.0	2	1	8
31...	146	36	36	36	36	14500	5.1	6
32...	37	9	9	9	9	17500	5.7
33...	116	29	29	29	27	18500	5.7	1	3
34...	59	18	18	18	16	23000	5.8	1
35...	241	59	59	59	57	18000	5.7	2	5
36...	88	19	19	19	18	18500	5.5	1	3
37...	93	19	19	19	18	17000	5.5	1	4
38...	133	33	33	33	33	17500	5.7	4
39...	107	29	29	29	26	15000	5.1	3	2
40...	42	11	11	11	10	12000	4.7	1	1
41...	63	14	14	14	14	12000	4.8	3
42...	99	25	25	25	24	11500	4.6	1	4
43...	176	40	40	40	37	11500	4.7	3	11
44...	89	21	21	21	18	11500	4.5	3	5
45...	120	32	32	32	24	11000	4.1	6	89	4.0	...	9
46...	76	20	20	20	18	11000	4.2	2	4
47...	86	19	19	19	19	12000	4.8	3
48...	198	61	61	61	16	14500	4.8	45	93	4.1	1	4
49...	81	20	20	20	18	14500	4.7	2	2
50...	124	30	30	30	29	16000	5.7	1	3
51...	43	12	12	12	11	14000	5.0	1
52...	94	27	27	27	27	13500	5.2	3
54...	147	37	37	37	36	17000	5.8	1	1
55...	120	29	29	29	29	16000	5.4	6
56...	89	26	26	26	24	17000	5.7	1	3
57...	143	34	34	34	31	19500	6.1	1	1
62...	109	27	27	27	24	15500	5.8	3	3
63...	147	39	39	39	39	14000	4.9	6
64...	88	23	23	23	22	13000	4.9	1	4

City Block Characteristics

Table 2.—CHARACTERISTICS OF HOUSING UNITS, BY BLOCKS: 1960—Con.

["Total population" contains no persons in group quarters unless preceded by asterisk; one asterisk (*) denotes less than 10 percent; two asterisks (**), 10 percent or more]

Blocks within census tracts	Total population	All housing units by condition and plumbing									Occupied housing units							
		Total	Sound			Deteriorating			Dilapidated	Owner occupied			Renter occupied			Occupied by non-white	1.01 or more persons per room	
			Total	With all plumbing facilities	Lacking some or all facilities	Total	With all plumbing facilities	Lacking some or all facilities		Total	Average value (dollars)	Average number of rooms	Total	Average contract rent (dollars)	Average number of rooms			
65...	96	28	28	28	26	13000	4.8	2	3	
66...	115	27	27	27	25	13000	4.7	2	6	
68...	68	15	15	15	15	14000	5.1	4	
10.....	*4106	1169	738	728	10	380	322	21	37	51	925	8000	4.6	208	56	3.8	14	235
2...	21	4
4...	89	20	14	14	...	6	6	17	6500	4.3	3	7
5...	86	20	15	15	...	4	4	1	18	7000	4.1	2	9
6...	67	17	9	9	...	7	7	1	11	7000	4.5	5	56	4.0	...	6
7...	69	14	5	5	...	9	9	13	7000	4.7	1	6
8...	**58	11	6	3	...	3	5	6	4000	3.7	5	...	3.4	...	4
9...	16	6	2	2	...	3	2	...	1	1	4	2	4
10...	32	9	9	9	7	15000	5.6	1
11...	88	23	23	23	23	13000	5.5	1
12...	46	15	15	15	15	13000	5.2
13...	28	8	8	8	8	14000	5.4
14...	44	13	12	12	...	1	1	13	11000	4.8	2
15...	46	14	14	14	13	10500	4.7	1	1
16...	55	14	14	14	12	10000	4.7	2	2
17...	43	13	13	13	10	10500	4.8	3	1
18...	48	15	15	15	14	12000	4.6	1	2
19...	33	8	8	8	8	14000	5.0	1
20...	10	2
21...	81	20	20	20	14	9500	4.4	6	72	4.0	...	6
22...	19	4
25...	3	1
28...	27	8	8	8	6	11000	4.5	2	2
29...	45	14	13	13	...	1	1	11	10000	4.5	3	1
30...	57	14	13	13	...	1	1	13	8500	4.6	1	3
31...	62	17	17	17	11	7000	4.5	6	49	4.3	...	4
32...	60	14	12	12	...	2	2	12	7500	4.3	1	3
33...	51	12	12	12	8	9500	5.3	4	4
34...	55	17	10	10	...	5	4	1	12	6000	4.0	4	3
35...	5	4
36...	9	2
37...	13	4
38...	22	7	3	2	...	1	4	2	2	2
39...	95	22	4	3	1	17	12	1	4	1	16	6000	4.1	6	3.0	9
40...	57	15	12	12	...	2	1	...	1	...	13	6000	4.2	1	4
41...	62	17	11	9	2	5	3	2	...	1	12	6000	4.3	5	43	4.2	...	1
42...	90	24	21	21	...	3	2	1	19	6500	4.2	3	4
43...	49	20	18	17	1	2	2	19	6500	4.4	1	1
44...	51	17	10	10	...	7	7	14	7500	4.3	3	1
45...	31	13	6	6	...	7	6	...	1	...	11	6500	3.8	1
46...	27	11	10	10	1	...	11	7000	4.0
47...	60	23	19	19	...	4	3	1	19	8000	5.4	4	2
48...	62	18	4	4	...	14	14	17	6500	4.9	3
49...	54	16	10	10	...	6	6	14	8500	4.6	2	3
50...	74	20	20	20	17	7500	4.6	3	2
51...	19	4
52...	45	15	15	14	1	13	8500	4.4	2	2
53...	43	14	13	13	...	1	1	10	8000	5.0	2	3
54...	93	23	3	3	...	17	13	...	4	3	15	5000	4.1	8	36	2.4	...	9
55...	60	14	2	2	...	10	9	1	...	2	6	5000	4.2	8	46	3.5	...	7
56...	8	2
57...	50	14	7	7	...	5	3	1	1	2	7	4000	3.9	6	51	2.8	...	4
58...	92	18	4	4	...	11	11	15	7000	4.9	3	7
59...	40	13	5	5	...	8	8	8	6500	4.6	3	2
60...	60	16	6	6	...	10	8	2	14	7500	4.3	2	6
61...	52	18	8	8	...	10	9	1	13	8000	4.5	5	46	4.2	...	1
62...	60	20	13	13	...	7	7	18	7000	4.5	2	1
63...	56	19	18	18	...	1	1	16	8000	4.2	3	2
64...	61	17	11	11	...	5	5	1	12	8000	5.3	4	4
65...	51	17	5	5	...	12	12	14	6500	4.4	3	1
66...	30	10	6	6	...	4	4	8	8500	5.1	2	3
67...	60	21	12	12	...	9	9	16	8000	4.6	5	67	4.4
68...	44	16	11	11	...	5	5	13	6500	4.5	2
69...	44	20	16	14	2	4	4	16	8500	4.7	3
70...	46	18	13	13	...	5	5	15	8500	4.4	2	1
71...	58	21	10	10	...	11	11	15	9000	4.9	4	2
72...	63	22	15	15	...	7	6	1	14	7500	4.4	7	78	4.0	...	2
73...	54	16	4	4	...	11	9	1	1	1	12	6000	4.4	4	9
74...	**99	17	4	2	2	13	5	...	8	...	14	6500	3.9	2	2
75...	24	6	2	2	...	3	1	...	2	1	3	3
76...	24	6	2	2	...	4	4	4	2	2
77...	98	23	7	7	...	12	10	1	1	4	13	6500	4.7	9	55	3.2	...	10
78...	120	20	2	1	1	15	9	3	3	3	20	5500	4.4	4
79...	61	18	6	6	...	12	12	13	6500	4.0	5	59	3.8	...	5
80...	51	16	4	4	...	9	7	1	1	3	10	7500	4.8	4	3
81...	61	19	7	7	...	10	10	2	17	6500	4.7	2	4
82...	76	24	15	15	...	7	7	2	21	8500	4.4	3	2
83...	27	9	6	6	...	3	3	4	4
84...	42	16	16	16	16	8500	4.9
85...	51	17	14	14	...	3	3	16	10000	5.6	1
86...	56	20	15	15	...	5	4	1										

Table 2.—CHARACTERISTICS OF HOUSING UNITS, BY BLOCKS: 1960—Con.

["Total population" contains no persons in group quarters unless preceded by asterisk (*) one asterisk (*) denotes less than 10 percent; two asterisks (**), 10 percent or more]

Blocks within census tracts	Total population	All housing units by condition and plumbing									Occupied housing units							
		Sound				Deteriorating				Dilapidated	Owner occupied			Renter occupied			1.01 or more persons per room	
		Total	With all plumbing facilities	Lacking some or all facilities	Total	With all plumbing facilities	Lacking some or all facilities	With flush toilet	No flush toilet		Total	Average value (dollars)	Average number of rooms	Total	Average contract rent (dollars)	Average number of rooms		Occupied by non-white
11.....	*3535	1144	885	861	24	243	230	11	2	16	873	8000	4.7	242	58	3.8	3	166
1....	59	20	18	18	...	2	1	1	15	8000	4.3	5	52	3.6	...	2
2....	14	6	5	5	...	1	1	4	...	2
3....	40	15	15	15	11	9500	5.1	4
4....	44	20	19	19	...	1	1	17	9500	4.9	3	1
5....	56	19	10	10	...	9	8	1	16	9500	5.8	3
6....	60	19	9	9	...	10	10	15	8000	5.0	4	2
7....	74	28	28	27	1	20	9500	5.4	7	62	3.7	...	2
8....	34	16	14	14	...	2	2	11	10500	4.6	3	1
9....	63	26	10	10	...	16	16	21	8000	4.8	5	...	4.2	...	1
10....	55	21	13	13	...	8	8	18	8000	4.8	3	1
11....	59	20	20	19	1	14	7000	5.3	6	61	3.7	...	2
12....	91	33	30	28	2	3	3	25	8000	4.7	8	59	4.1	...	2
13....	88	29	24	22	2	5	5	20	6000	4.5	8	59	4.1	...	4
14....	53	14	14	14	14	10500	5.0	3
15....	67	19	17	16	1	2	2	16	6500	4.8	2	4
16....	90	22	18	17	1	4	4	15	6000	4.6	6	58	4.0	...	6
17....	15	4
18....	23	6	4	3	1	2	2	6	4500	3.5	2
19....	51	12	10	9	1	2	1	1	11	5500	3.9	1	5
20....	26	8	7	7	...	1	1	5	...	5.2	3
21....	51	16	12	12	...	4	3	1	15	8500	5.0	1	3
22....	44	14	12	12	...	2	2	10	8500	4.9	4	1
23....	43	16	16	16	14	9000	5.0	2
24....	60	23	23	21	2	16	8000	5.3	6	68	4.0
25....	58	20	10	10	...	10	9	1	17	8500	5.2	2
26....	4	1	27	4
28....	*101	33	26	24	2	7	7	18	6500	4.9	5	59	4.0	...	3
29....	78	28	18	16	2	10	8	2	18	8500	4.8	10	57	3.5	...	1
30....	51	22	14	14	...	8	8	20	8000	4.8	2
31....	79	22	22	22	18	7000	4.9	4	2
32....	45	17	12	12	...	5	5	13	8500	4.6	4	2
33....	60	18	16	16	...	2	2	16	8000	4.7	1	3
34....	184	46	40	39	1	6	5	1	38	8500	4.4	7	66	3.9	...	15
35....	95	20	19	19	...	1	1	10	7000	4.6	10	56	3.4	...	12
36....	78	25	20	20	...	5	5	17	...	3.1	8	59	3.8	...	7
37....	45	15	12	8	4	8	7500	4.0	7	43	1.9	...	5
38....	89	30	28	28	...	1	2	14	9000	4.7	15	63	3.3	...	3
39....	64	20	12	12	...	6	6	10	7000	4.2	9	66	4.6	...	3
40....	59	19	18	18	...	1	1	16	9500	5.1	2	1
41....	56	20	19	19	...	1	1	15	9000	5.1	5	47	2.6	...	2
42....	56	20	20	20	17	9000	5.1	3	1
43....	53	19	11	11	...	8	8	15	7500	4.9	3	2
44....	61	23	14	14	...	9	9	20	7500	5.0	2	1
45....	96	30	13	13	...	17	17	23	7000	5.0	6	68	3.7	...	5
46....	55	18	8	8	...	10	10	16	8000	4.7	2	3
47....	59	21	19	19	...	2	2	21	9000	4.9	2
48....	71	21	10	10	...	6	6	2	14	5500	4.1	7	52	3.7	...	7
49....	58	16	9	8	1	4	4	10	5500	4.1	4	1	5
50....	57	16	12	12	...	3	3	13	6000	4.5	3	3
51....	201	75	67	65	2	7	7	1	49	8000	4.3	18	47	2.9	...	12
52....	40	14	11	11	...	3	2	1	14	6000	4.4	6
53....	69	13	10	10	...	3	3	13	7000	5.2	4
54....	58	18	11	11	...	5	4	1	...	2	14	5500	3.9	2	4
55....	72	19	15	15	...	4	4	15	8500	5.2	4	2	...
56....	46	18	8	8	...	9	9	16	7000	4.4	2	6
57....	77	21	9	9	...	11	11	14	6000	4.6	7	71	4.7
12.....	*2649	632	401	335	66	172	109	44	19	59	430	6000	4.5	174	41	3.3	7	248
1....	59	14	12	12	...	2	1	1	11	7500	4.4	3	4
2....	55	16	13	13	...	3	3	14	8500	4.4	2	2
3....	*19	5	2	2	...	2	2	2	5
4....	*60	15	7	7	...	4	4	8	6000	4.4	7	46	2.9	...	11
5....	123	24	9	9	...	11	10	1	15	4500	5.7	8	43	3.6	...	9
6....	80	28	2	2	...	13	9	4	13	5000	4.1	17	31	2.4	...	2
7....	89	24	6	6	2	16	10	6	15	5500	5.3	9	40	4.0	...	6
8....	77	19	10	10	...	6	6	15	5500	4.6	1	7
9....	107	22	16	13	3	6	5	1	16	5500	5.6	6	51	5.0
10....	127	27	19	16	3	3	1	2	17	4500	4.4	9	42	3.3	...	2
11....	81	18	16	13	3	2	2	13	6000	5.8	4	6
12....	51	13	4	4	2	2	2	1	6	...	3.3	7	30	2.7	...	2
13....	29	8	6	6	...	2	2	6	7500	5.5	1	3
14....	65	16	12	11	1	4	3	1	10	10000	5.2	6	48	3.0	...	2
15....	27	12	10	9	1	2	2	2	8	6500	4.3	2	3
16....	65	20	19	17	2	14	8000	4.2	5	5
17....	19	2
18....	54	15	6	4	2	8	4000	3.9	6	8
19....	47	10	9	8	1	4	3	1	8	5500	5.3	4
20....	41	4	4	4	...	4	3	1	2
21....	49	15	14	11	3	1	12	6000	4.4	2	4
22....	59	18	16	15	1	2	2	7	6000	5.1	8	55	3.5	...	5
23....	42	10	8	7	1	2	2	9	4500	3.7	1	8

Table 2.—CHARACTERISTICS OF HOUSING UNITS, BY BLOCKS: 1960—Con.

["Total population" contains no persons in group quarters unless preceded by asterisk; one asterisk (*) denotes less than 10 percent; two asterisks (**), 10 percent or more]

Blocks within census tracts	Total population	All housing units by condition and plumbing									Occupied housing units							
		Total	Sound			Deteriorating			Dilapidated	Owner occupied			Renter occupied			Occupied by non-white	1.01 or more persons per room	
			Total	With all plumbing facilities	Lacking some or all facilities	Total	With all plumbing facilities	Lacking some or all facilities		Total	Average value (dollars)	Average number of rooms	Total	Average contract (dollars)	Average number of rooms			
18...	37	11	1	1	10	4	6	46	3.2	...	3
21...	61	12	12	3	8	49	4.9	...	5
22...	31	12	7	5	2	5	4	1	9	5500	5.2	2	1
24...	187	64	46	44	2	11	11	7	33	7500	5.3	28	53	3.9	...	7
26...	204	70	22	17	5	4	1	3	...	44	22	6000	5.3	45	41	2.7	...	22
27...	30	5	1	1	...	3	2	1	...	1	3	2	3
29...	94	34	17	6	11	2	2	15	8	6000	5.1	26	39	3.0	...	6
31...	83	34	19	12	7	15	11	8500	5.8	22	41	3.0	...	2
32...	118	56	27	17	10	9	3	5	1	20	13	7500	4.6	39	40	3.3	...	5
33...	114	61	29	8	21	5	1	4	...	27	6	13000	4.3	53	33	2.5	...	8
35...	65	31	23	14	9	8	6	2	7	8000	5.3	24	47	2.6	1	3
36...	...	1
37...	14	4
38...	51	16	8	8	...	7	4	2	1	14	6000	4.9	1	2	5
39...	39	18	11	11	...	6	4	2	...	3	10	53	3.4	1
40...	19	7	5	5	...	1	...	1	...	1	4	2	1	1
41...	128	40	24	22	2	14	9	5	...	2	18	8000	5.5	20	44	2.9	...	8
42...	91	18	6	4	2	6	5	1	...	6	8	5000	5.0	9	41	3.7	...	9
43...	15	5	4	4	...	1	1	5	5	6000	4.6
45...	77	27	22	21	1	4	3	1	...	1	14	8500	5.0	8	46	2.9	...	4
46...	40	14	4	3	1	10	7	3	...	3	10	40	3.1	4
47...	29	11	9	8	1	1	1	1	9	6000	5.0	1	1
48...	17	3
49...	74	23	8	8	...	5	3	2	...	10	12	4500	4.8	6	...	3.0	...	6
50...	4	1
51...	59	12	12	12	11	6000	5.0	1	6
52...	124	53	25	25	...	23	18	5	...	5	10	6500	4.5	42	53	2.6	...	9
53...	41	11	11	11	6	8000	5.0	5	53	4.6	1
54...	46	12	4	4	...	3	2	1	...	5	8	4500	5.3	4	3
55...	117	26	11	10	1	4	3	1	...	11	16	7000	5.3	7	39	3.3	1	11
15.....	*2955	1045	1003	963	40	40	31	9	...	2	780	14000	5.5	245	62	3.7	1	42
1...	28	7	7	7	7	14000	5.1	1
2...	65	19	19	19	17	11500	5.0	2
3...	44	14	14	14	13	11500	4.6	1	1
4...	39	15	15	15	13	12300	4.7	2
5...	**71	19	19	19	18	17000	6.2	1
6...	62	17	17	17	16	18500	5.8	1	2
7...	47	11	11	11	7	18000	5.9	4	2
8...	36	13	13	13	11	16500	5.7	2	1
9...	**81	7	7	7	1	6	55	3.2	1
10...	72	22	22	22	19	17000	6.2	3
11...	10	4
12...	54	17	17	17	17	17000	6.2	1
13...	71	22	22	22	21	12500	5.0	1
14...	41	14	14	14	12	11000	4.3	2	1
15...	40	14	14	14	14	11500	4.9
16...	41	13	13	13	10	12000	5.2	3
17...	57	18	15	15	...	3	3	14	11000	5.6	4
18...	28	7	7	7	5	13500	5.0	2	1
20...	57	18	18	18	18	16500	5.8
21...	50	19	19	19	16	16500	5.5	2	1
22...	54	16	16	16	15	23000	7.1
23...	46	20	20	20	18	19500	6.1	1
24...	54	22	22	22	20	15000	5.0	2
25...	52	19	19	19	19	17500	5.5
26...	51	18	18	18	17	17000	5.4	1	1
27...	57	23	23	23	18	12500	5.3	4
28...	44	22	19	16	3	3	3	16	13500	4.9	4
29...	70	28	27	24	3	1	1	16	11000	5.1	12	73	3.3	1
30...	81	30	22	22	...	7	2	5	...	15	11500	5.1	14	63	3.6	1
31...	65	23	19	19	...	4	2	2	...	17	11000	5.4	6	64	4.3
32...	52	21	18	18	...	2	2	14	11500	5.2	6	61	4.2	1	...	1
33...	46	20	20	18	2	18	11000	5.2	1	1
34...	66	21	21	21	19	15000	5.7	2	1
35...	56	20	20	20	16	18500	5.5	4	1
36...	60	23	23	23	19	15000	5.7	4
37...	61	22	22	22	14	15000	5.8	7	62	3.3	2
38...	66	21	18	16	2	3	3	15	13000	5.7	6	65	4.5	2
39...	67	25	25	25	19	9000	5.6	6	55	3.8	1
40...	87	35	35	33	2	22	10000	4.8	13	70	3.8	3
41...	73	26	25	25	...	1	1	15	13000	6.5	11	67	3.8	1
42...	57	24	22	22	...	2	2	16	12500	5.0	7	61	3.9	2
43...	85	30	26	22	6	2	2	17	9500	5.2	12	48	2.9	5
44...	65	28	26	24	2	2	2	17	13000	6.0	9	60	4.3
45...	58	23	23	23	17	17500	5.8	4	1
46...	59	20	20	20	17	17500	5.9	3
47...	55	19	19	19	14	16500	6.3	5	...	5.0
48...	72	20	20	20	18	15500	6.8	2	2
49...	62	26	26	26	16	15500	5.7	10	68	4.1	2
50...	9	4
51...	53	25	22	18	4	3	3	13	11500	4.8	10	58	3.9	2
52...	*98	39	36	33	3	3	3	18	8500	5.0	21	52	3.4	2
53...	80																	

City Block Characteristics

Table 2.—CHARACTERISTICS OF HOUSING UNITS, BY BLOCKS: 1960—Con.

["Total population" contains no persons in group quarters unless preceded by asterisk; one asterisk (*) denotes less than 10 percent; two asterisks (**), 10 percent or more]

Blocks within census tracts	Total population	All housing units by condition and plumbing									Occupied housing units							
		Total	Sound			Deteriorating			Dilapidated	Owner occupied			Renter occupied			Occupied by non-white	1.01 or more persons per room	
			Total	With all plumbing facilities	Lacking some or all facilities	Total	With all plumbing facilities	Lacking some or all facilities		Total	Average value (dollars)	Average number of rooms	Total	Average contract rent (dollars)	Average number of rooms			
16.....	1851	570	538	536	2	22	21	...	1	10	510	19500	5.8	50	75	4.2	...	38
1....	12	5	5	5	4
2....	60	24	24	24	20	12500	4.7
3....	51	16	16	16	14	20000	6.1	2
4....	41	15	15	15	15	23000	6.3	1
5....	57	21	21	21	19	17000	5.7	1
6....	6	3
7....	42	15	15	15	14	24000	6.1	1
8....	36	12	12	12	12	27000	6.3
9....	28	11	11	11	11	22000	6.0
10....	19	6	6	6	6	13500	5.7
12....	33	11	11	11	11	26000	6.8
13....	36	15	15	15	14	23000	5.8
14....	46	13	13	13	13	29000	6.6
15....	38	10	10	10	10	33000	7.9	1
16....	61	18	18	18	16	23000	6.0	1	1
17....	49	13	13	13	11	20000	5.9	2	1
18....	57	16	16	16	16	29000	7.8
19....	40	10	10	10	10	34000	8.6
20....	42	14	13	13	...	1	1	14	25000	6.0	1
21....	15	5	4	4	...	1	1	5	27000	7.6
22....	14	5	3	3	...	1	1	1	27000	7.4
23....	14	5	4	4	1	3	...	2
24....	11	4
25....	36	11	11	11	10	25000	6.0
26....	38	12	12	12	11	26000	5.9
27....	45	14	14	14	13	26000	6.5	1
28....	37	11	11	11	11	26000	6.9
30....	9	2
31....	53	20	12	12	...	4	4	14	10500	4.8	4	1
32....	71	19	14	14	...	5	4	...	1	...	14	12500	5.2	4	3
33....	13	5	4	4	...	1	1	5	9500	5.4
34....	21	6	6	6	6	14500	5.2	2
36....	17	5	5	5	4	1
37....	30	7	5	5	...	2	2	6	13000	4.8	1	3
38....	14	6	3	3	...	2	2	...	1	...	5	8500	4.8	1
39....	37	12	12	12	8	14500	5.6	4	1
40....	66	19	17	17	...	1	1	...	1	...	15	12500	4.9	4	2
41....	56	15	13	13	...	2	2	13	10000	5.0	1	1
42....	52	13	12	12	1	...	13	14000	4.9	3
43....	65	20	20	20	19	13500	4.4	1	2
44....	18	7	7	7	6	16500	5.5	1
45....	24	7	7	7	5	11000	4.6	2
46....	41	13	12	12	...	1	1	13	11000	5.2	1
47....	31	8	8	6	2	6	12500	5.3	2	2
48....	3	1
49....	10	4
50....	48	12	12	12	12	15000	4.9	2
52....	43	10	9	9	...	1	1	6	14500	5.0	4	2
53....	88	22	22	22	22	14500	5.0	4
54....	80	22	22	22	18	13000	4.8	4	3
17.....	3001	838	837	837	...	1	1	781	17000	5.0	25	82	4.2	1	80
1....	38	11	11	11	6	13000	4.7	4	2
2....	72	22	22	22	20	13500	5.2	2
3....	56	16	15	15	...	1	1	12	11500	4.6	4	3
4....	47	12	12	12	10	26000	6.0
5....	94	31	31	31	29	21000	5.3	2
6....	41	12	12	12	12	16500	4.9	1
7....	49	12	12	12	12	18500	5.7
8....	37	9	9	9	9	11500	4.6	2
9....	56	18	18	18	18	14000	4.5	1
10....	55	19	19	19	18	14500	5.1	1	1
11....	70	18	18	18	17	14500	5.6	1	1
12....	33	10	10	10	8	10000	4.0	2
13....	60	20	20	20	18	10000	4.2	1	3
14....	70	20	20	20	20	10500	4.3	2
15....	77	20	20	20	20	10000	4.3	4
16....	66	20	20	20	19	10500	4.1	1	2
17....	64	17	17	17	16	15000	4.9	1	2
18....	43	12	12	12	12	19000	5.4	1
19....	46	11	11	11	11	19000	5.9	1
20....	251	67	67	67	63	21000	5.7	1	4
21....	3	1
22....	64	18	18	18	17	30000	5.7
23....	8	2
26....	22	8	8	8	7	23000	4.6
28....	39	12	12	12	12	22000	5.6
29....	47	11	11	11	11	22000	6.5	1
30....	46	14	14	14	12	14000	5.2	2	5
31....	76	20	20	20	19	10000	4.2	1	2
32....	66	19	19	19	18	10500	4.3	1	2
33....	43	10	10	10	10	11000	5.0	2
34....	23	7	7	7	5	14000	4.0	2	3
35....	119	32	32	32	31	16000	4.9			

Table 2.—CHARACTERISTICS OF HOUSING UNITS, BY BLOCKS: 1960—Con.

["Total population" contains no persons in group quarters unless preceded by asterisk; one asterisk (*) denotes less than 10 percent; two asterisks (**), 10 percent or more]

Blocks within census tracts	Total population	All housing units by condition and plumbing									Occupied housing units							
		Total	Sound			Deteriorating			Dilapidated	Owner occupied			Renter occupied			Occupied by non-white	1.01 or more persons per room	
			Total	With all plumbing facilities	Lacking some or all facilities	Total	With all plumbing facilities	Lacking some or all facilities		Total	Average value (dollars)	Average number of rooms	Total	Average contract rent (dollars)	Average number of rooms			
37...	102	25	25	25	25	19000	5.0	3	
38...	128	35	35	35	35	18000	4.9	5	
39...	148	38	38	38	38	20000	4.8	6	
40...	34	16	16	16	10	19500	5.0	1	1	
41...	13	4	
42...	4	1	
43...	4	1	
56...	146	40	40	40	40	16000	4.8	4	
57...	187	49	49	49	46	18000	5.0	7	
58...	13	6	6	6	3	
59...	55	15	15	15	15	16000	4.7	1	
61...	27	9	9	9	6	16500	4.8	1	
62...	2	3	
63...	86	24	24	24	22	15500	5.3	2	
64...	64	17	17	17	17	15500	5.4	
18.....	3288	1089	1016	998	18	60	56	4	...	13	896	11000	4.8	164	59	3.9	2	79
1...	57	17	16	16	...	1	...	1	15	10500	4.7	1
2...	...	4
3...	62	15	15	15	11	11000	4.4	4	5
4...	64	20	19	19	18	9500	4.4	1	5
5...	41	17	13	13	...	3	3	1	13	9500	4.2	2	1
6...	56	19	17	17	...	2	2	18	10500	4.4	1	1
7...	56	18	18	18	16	10000	4.8	2	1	3
8...	49	16	15	15	...	1	...	1	14	11000	4.8	2	1
9...	66	17	17	17	16	10500	4.9	1	5
10...	44	18	18	18	15	8000	3.9	3	1
11...	73	30	26	25	1	4	4	23	9000	4.8	7	54	3.4	1	...
13...	92	29	28	27	1	1	22	11000	4.9	7	68	4.0	...	1
14...	55	24	24	24	15	11000	4.9	7	61	3.4	...	2
15...	61	22	22	21	1	18	8000	4.5	3	2
16...	72	24	22	22	...	1	1	1	19	9000	5.1	3
17...	67	24	23	23	...	1	1	21	9000	4.2	2	3
18...	56	20	18	18	...	2	2	16	9000	4.6	3
19...	60	24	23	22	1	1	1	23	12500	4.7	1
20...	83	24	23	23	...	1	1	23	12500	4.7	1	1
21...	67	19	19	19	18	13000	4.7	1	1
22...	85	21	21	21	19	13500	5.2	2	2
23...	80	21	21	21	18	12500	5.3	3	3
24...	89	28	27	27	...	1	1	17	13000	5.2	11	57	3.5	...	4
25...	72	23	23	23	21	10500	4.4	2	2
27...	75	23	23	21	2	20	11500	5.0	2	2
28...	77	30	27	25	2	3	2	1	21	9000	5.0	8	50	3.3	...	1
30...	44	12	12	12	...	3	3	1	9	15000	4.9	7	61	3.3	...	1
31...	53	18	13	13	...	5	5	15	8000	5.2	3
32...	69	21	19	19	...	2	2	17	10500	5.6	2	1
33...	61	22	16	16	...	4	4	2	19	9000	4.9	3	2
34...	77	27	19	15	4	8	8	17	8500	4.6	9	47	3.6
35...	79	24	21	21	...	3	3	15	11000	5.1	9	66	5.1	...	2
36...	65	21	19	19	...	2	2	17	9500	5.0	4	2
37...	65	20	19	19	...	1	...	1	15	9500	5.0	4	3
38...	48	22	22	18	4	15	8500	5.1	6	45	3.7	...	2
39...	65	19	17	17	...	2	2	16	9000	4.7	3	2
40...	27	10	10	10	9	11500	5.1	1
41...	27	10	10	10	10	11000	4.5
42...	32	10	10	10	9	9500	4.9	1
43...	52	14	14	14	14	19500	5.3
44...	105	30	30	30	30	17500	5.4
45...	29	10	10	10	10	13500	4.9
46...	37	12	12	12	11	16000	4.9	1
47...	61	22	22	22	22	13500	4.8
48...	41	13	13	13	12	13000	4.8	1	2
49...	29	9	9	9	9	14500	5.0
50...	85	24	24	24	20	12500	5.0	4	3
51...	54	18	18	18	15	7500	4.5	3	2
52...	36	20	20	20	13	9500	4.4	4
53...	62	22	21	21	1	18	9000	4.3	3	2
54...	66	27	22	21	1	3	3	2	21	8000	4.8	4
55...	73	22	21	21	...	1	1	19	11500	5.3	3
56...	71	24	24	23	1	22	10500	4.8	2	1
57...	61	22	19	19	...	3	3	18	9500	4.8	3
58...	27	6	4	4	...	1	1	5	10000	5.8	1	2
59...	28	7	4	4	3	4	2	3
19.....	*2418	988	782	697	85	144	118	26	...	62	450	11000	5.4	493	54	3.3	11	58
1...	62	32	29	23	6	3	3	12	...	4.9	20	48	2.6	...	1
2...	66	30	14	11	3	16	6	10	4	26	45	3.0	...	2
3...	64	25	24	24	...	1	1	14	11000	5.4	11	62	4.4
4...	*54	32	31	29	2	1	1	8	12500	6.5	22	73	3.5
5...	49	16	15	15	...	1	1	11	17000	7.5	3
6...	48	15	15	15	9	14000	5.9	5	...	4.0	...	2
7...	78	28	17	17	...	11	7	4	17	10500	5.5	9	58	4.3
8...	50	14	14	14	13	18000	7.3	1
9...	67	31	24	24	...	7	3	4	13	13000	5.4	15	55	3.3	...	3
10...	68	36	36	34	2	11	10000	5.4	23	59	3.1
11...	62	36	23	11	12	13	13	5	...	4.6	29	48	3.0	...	1

Table 2.—CHARACTERISTICS OF HOUSING UNITS, BY BLOCKS: 1960—Con.

["Total population" contains no persons in group quarters unless preceded by asterisk; one asterisk (*) denotes less than 10 percent; two asterisks (**), 10 percent or more]

Blocks within census tracts	Total population	All housing units by condition and plumbing									Occupied housing units								
		Total	Sound			Deteriorating			Dilapidated	Owner occupied			Renter occupied			Occupied by non-white	1.01 or more persons per room		
			Total	With all plumbing facilities	Lacking some or all facilities	Total	With all plumbing facilities	Lacking some or all facilities		Total	Average value (dollars)	Average number of rooms	Total	Average contract rent (dollars)	Average number of rooms				
12...	128	69	58	57	1	11	8	3	...	10	10500	5.5	54	59	3.7		
13...	65	50	45	41	4	5	5	3	43	53	2.7		
14...	86	33	33	21	12	8	...	5.8	25	52	3.3	1	...		
15...	*104	43	32	26	6	7	7	13	9000	5.7	27	58	3.6		
16...	86	48	24	20	4	11	11	14	10500	4.4	31	52	3.3		
17...	*82	40	40	24	16	15	12500	5.7	23	38	2.5		
20...	88	29	28	28	...	1	1	19	8000	5.4	10	65	3.8	2	...		
21...	27	9	9	9	7	...	3.7	2		
22...	26	12	12	7	5	5	...	5.0	6	47	2.3	1	...		
23...	63	29	29	27	2	13	11500	4.8	15	53	3.5		
24...	103	36	36	34	2	22	11500	5.6	13	61	3.0	...	6		
25...	30	9	9	9	7	15500	6.6	1		
27...	85	30	24	20	4	3	2	1	...	20	10000	5.6	9	47	3.6	...	2		
28...	64	19	13	11	2	3	2	1	...	13	9500	6.0	5	47	3.4	...	2		
29...	80	36	14	14	...	4	4	18	8000	5.5	19	52	3.1	...	1		
30...	**57	9	9	9	5	...	4.8	4		
31...	**93	29	14	12	2	6	6	18	8500	5.6	10	50	2.8	...	3		
32...	18	8	4	4	...	2	2	9	9000	4.3		
34...	44	18	18	18	12	12000	4.6	6	66	2.3	...	1		
35...	65	22	22	22	19	12500	5.1	3	2		
37...	67	24	22	22	...	2	2	19	8000	4.4	4	2		
38...	50	17	8	8	...	7	7	12	8500	4.8	5	...	3.6	3	3		
39...	72	21	8	8	...	9	9	4	8500	5.1	5	55	3.8	4	4		
40...	100	30	9	9	...	17	15	2	...	23	9000	5.0	6	51	4.0	...	5		
41...	67	23	20	20	...	3	2	1	...	19	10500	4.9	4	3		
20.....	*4190	1203	512	487	25	491	406	82	3	200	843	7000	4.9	311	55	3.6	166	257	
1...	25	7	5	5	2	6	6500	4.5	1	1	
3...	12	3	
5...	4	1	
6...	44	9	2	2	...	6	6	1	8	6500	5.6	4	
7...	82	19	4	4	15	11	7000	5.8	7	50	3.9	5	5	
8...	93	22	4	4	...	9	9	9	12	6500	5.0	7	42	3.9	...	9	
9...	70	19	16	15	1	3	1	2	17	7500	4.9	2	1	
10...	74	21	2	2	...	15	14	1	...	4	14	7000	4.5	7	47	4.0	3	4	
11...	141	38	8	8	...	30	24	6	31	7000	4.7	7	50	4.6	1	8	
13...	97	29	28	22	6	1	1	19	11000	4.9	8	64	3.6	2	5	
14...	46	18	4	4	...	14	11	3	9	10000	5.8	6	50	4.5	...	2	
15...	59	20	18	18	...	1	1	1	17	8000	4.8	3	1	1	
16...	55	15	15	15	13	11500	4.8	2	5	
17...	45	14	11	11	...	3	3	9	8000	4.6	5	...	3.4	2	2	
18...	62	15	4	4	...	11	11	10	7000	5.3	5	188	3.6	...	5	
19...	108	26	1	1	...	25	24	1	17	7000	5.0	9	152	3.9	1	7	
20...	**42	8	3	3	...	5	3	2	7	10500	6.3	1	2	
21...	151	39	6	6	...	33	33	30	9500	5.5	9	106	4.3	1	5	
22...	88	23	1	1	...	22	21	1	18	6500	4.9	5	36	2.8	2	6	
23...	103	33	4	4	...	11	11	18	24	6500	4.7	6	41	3.3	2	5	
24...	110	30	3	3	...	13	13	14	22	7000	4.7	6	32	2.7	...	9	
25...	127	35	2	2	...	11	11	22	26	6500	4.7	9	43	3.0	3	10	
26...	99	34	4	4	...	25	21	4	...	5	28	7500	4.6	5	47	3.2	1	6	
27...	161	54	25	24	1	27	7	20	...	2	23	8000	4.9	22	46	3.4	2	7	
28...	105	35	17	16	1	12	10	2	...	6	16	9000	5.4	19	76	3.3	6	9	
29...	100	28	19	19	...	6	2	4	...	3	16	9000	4.8	11	44	3.9	3	9	
30...	143	37	23	18	5	13	10	3	...	1	22	7000	5.2	14	47	3.9	14	8	
31...	111	34	24	23	1	10	8	2	31	6500	5.7	3	18	3	
32...	81	21	19	19	...	2	2	19	7500	5.2	2	6	5	
33...	152	40	28	25	3	5	5	7	31	5500	5.0	8	38	3.4	20	11	
34...	88	23	15	15	...	4	4	4	19	5500	4.5	4	9	4	
35...	77	17	9	9	...	6	6	2	14	5500	4.5	2	6	
36...	**51	15	12	12	...	3	3	11	5000	4.8	3	1	2	
37...	113	35	30	30	...	4	4	1	31	6500	4.8	3	10	5	
38...	101	28	21	21	...	3	1	2	...	4	20	5000	5.5	7	...	4.3	...	6	
39...	121	38	21	20	1	13	7	6	...	4	17	6500	5.2	18	42	3.4	14	8	
40...	57	18	11	11	...	7	4	3	12	8500	4.8	5	...	3.2	6	3	
41...	104	31	25	24	1	6	3	3	24	8500	5.1	7	53	3.6	2	6	
42...	86	26	19	18	1	7	5	2	15	8500	5.7	11	59	3.7	6	6	
43...	*144	36	6	6	...	8	6	...	2	22	23	7000	4.0	11	44	4.5	3	10	
44...	64	14	1	1	...	7	4	3	...	6	11	5500	4.2	3	3	5	
45...	35	8	7	7	...	1	1	8	13000	4.8	2	2	
46...	118	43	9	9	...	26	24	2	...	8	29	7000	4.6	9	46	4.1	...	6	
47...	135	51	22	21	1	22	19	3	...	7	34	6500	4.8	15	34	2.4	...	9	
48...	103	36	3	2	1	27	24	3	...	6	30	6000	4.6	4	4	
49...	185	51	4	3	1	24	19	4	...	1	23	31	5500	4.5	18	33	2.8	1	17
50...	18	6	6	5	1	6	6500	4.5	2	2
21.....	*3263	1091	669	529	140	292	152	140	...	130	553	7000	4.8	452	37	2.7	154	228	
1...	65	18	10	7	3	7	7	1	11	6000	4.8	7	45	3.6	...	5	
2...	129	47	21	19	2	25	9	16	...	1	21	8500	4.7	24	45	2.8	...	5	
3...	112	61	15	12	3	43	8	35	...	3	15	8000	4.5	39	34	1.9	5	5	
4...	114	55	9	3	6	26	2	24	...	20	7	6000	5.0	42	27	1.7	4	8	
5...	121	35	19	16	3	10	9	1	...	6	21	7500	4.8	14	37	2.7	3	8	
6...	140	32	13	12	1	13	9	4	...	6	21	7000	4.8	11	40	3.7	7	12	
7...	109	36	24	18	6	12	11	1	...	6	26	8000	4.9	9	40	1.7	9	8	
8...	42	8	2	2	...	6	6	26	8000	4.9	5	45	5.2	...	4	
9...	106	29	25	24	1	2	2	3	5	50	3.3	...	9	
10...	69	19	18	17	1	1	1	2	15	6000	4.7	12	50	3.3	...	9	

Table 2.—CHARACTERISTICS OF HOUSING UNITS, BY BLOCKS: 1960—Con.

["Total population" contains no persons in group quarters unless preceded by asterisk: one asterisk (*) denotes less than 10 percent; two asterisks (**), 10 percent or more]

Blocks within census tracts	Total population	All housing units by condition and plumbing									Occupied housing units							
		Total	Sound			Deteriorating			Dilapidated	Owner occupied			Renter occupied			Occupied by non-white	1.01 or more persons per room	
			Total	With all plumbing facilities	Lacking some or all facilities	Total	With all plumbing facilities	Lacking some or all facilities		Total	Average value (dollars)	Average number of rooms	Total	Average contract rent (dollars)	Average number of rooms			
																		With flush toilet
11...	115	35	33	30	3	2	1	1	...	26	5000	4.5	8	39	3.4	1	9	
12...	95	31	30	27	3	1	...	1	...	19	6500	4.8	9	41	3.2	3	5	
14...	143	39	16	14	2	16	12	4	...	24	7000	4.8	14	40	3.7	5	7	
15...	94	35	10	10	...	21	6	15	...	13	5500	4.5	18	42	2.3	3	7	
16...	87	54	36	10	26	6	6	6	...	3.7	36	32	1.9	2	7	
17...	96	47	16	1	15	12	3	9	...	19	2	...	31	34	2.2	11	12	
18...	9	4	
21...	31	9	6	4	2	2	2	2	...	4	3	1	2	
22...	41	22	7	4	3	12	4	8	...	9	5500	4.4	8	33	2.6	1	4	
23...	125	59	31	15	16	9	1	8	...	11	9500	4.7	38	31	2.2	9	13	
24...	123	31	25	23	2	6	4	2	...	24	8000	5.1	6	50	4.2	9	11	
25...	130	31	22	19	3	7	7	23	6500	4.5	6	36	3.5	3	9	
26...	115	36	23	21	2	11	9	2	...	26	6000	5.0	9	44	4.1	7	6	
27...	93	30	30	26	4	19	7000	5.0	11	51	3.7	4	4	
28...	134	41	34	27	7	7	6	1	...	26	7000	4.8	15	40	3.2	8	8	
29...	87	22	17	17	...	3	3	3	...	16	7500	5.5	6	43	4.3	5	4	
30...	78	21	17	17	...	3	3	3	...	18	8500	5.2	2	3	5	
31...	108	25	19	17	2	3	3	3	...	17	7000	4.6	8	38	3.1	...	6	
32...	*99	31	23	21	2	8	4	4	...	24	7000	5.5	6	35	2.7	9	4	
33...	94	28	27	24	3	1	1	20	8000	4.8	8	46	3.6	4	9	
34...	125	37	28	19	9	9	9	22	6500	5.0	14	38	3.5	8	10	
35...	109	33	30	28	2	3	2	1	...	25	5500	4.5	8	44	3.4	1	5	
36...	75	27	25	18	7	2	2	16	7000	4.4	11	38	2.2	...	5	
37...	50	22	6	5	1	7	...	3.7	9	29	2.9	5	5	
38...	...	1	
22.....	*2643	792	659	630	29	111	82	26	3	22	576	8000	4.8	199	46	3.4	13	141
2...	10	4	7	
3...	45	20	19	17	2	1	1	7	6500	5.4	13	44	2.9	...	1	
4...	115	32	22	19	3	9	2	7	...	14	7500	5.0	17	36	2.9	...	9	
5...	117	35	19	15	4	4	1	3	...	12	7500	4.1	17	41	3.4	...	10	
6...	21	9	9	9	6	8500	4.5	3	4	
7...	*89	25	23	23	...	2	...	2	...	18	7500	4.9	6	38	4.5	...	3	
8...	47	13	13	12	1	8	9500	4.6	5	...	4.2	...	3	
9...	62	14	14	13	1	11	6000	6.1	3	3	
10...	39	12	8	7	1	4	1	3	...	6	7000	4.3	5	24	2.2	...	6	
11...	113	31	23	17	6	8	2	4	2	15	7000	4.4	16	33	3.1	...	11	
12...	77	18	14	11	3	4	1	3	...	12	7500	5.2	6	32	3.3	...	4	
13...	61	20	20	20	20	8500	4.5	2	
14...	46	18	17	17	13	7500	4.8	5	...	4.6	2	1	
15...	59	17	13	12	1	1	1	15	6000	4.7	2	2	3	
16...	16	7	7	7	7	10000	4.6	
17...	50	15	14	14	...	1	1	11	8500	4.6	4	
18...	79	20	19	19	...	1	1	13	10500	5.9	7	73	3.9	2	2	
19...	72	16	15	15	...	1	1	16	8500	4.9	5	
20...	64	27	26	24	2	1	1	12	8000	4.5	13	51	3.1	1	2	
21...	66	25	25	25	22	9500	4.7	3	
22...	71	27	27	25	2	18	9500	4.5	8	44	3.6	...	1	
23...	83	23	23	23	21	10000	5.0	1	1	5	
24...	64	21	20	20	18	9000	4.7	2	4	
25...	71	21	21	21	19	11000	4.8	2	2	
26...	45	12	12	12	9	10000	4.7	2	3	
27...	22	7	7	7	5	...	4.6	2	1	
28...	29	8	8	8	6	8000	5.0	1	2	
29...	85	22	16	16	...	6	6	13	8500	5.2	9	45	3.2	...	5	
30...	62	21	13	12	1	7	7	14	7500	5.0	6	45	3.0	...	4	
31...	60	17	11	11	...	6	6	16	7000	4.6	1	3	
32...	72	18	9	9	...	9	9	14	8000	4.9	4	1	4	
33...	46	17	13	13	...	3	3	12	7500	5.1	5	...	3.0	
34...	59	16	14	14	...	2	2	13	9000	5.2	3	1	3	
35...	29	9	6	6	...	3	2	1	...	7	7000	4.3	2	2	
36...	38	10	9	9	...	1	1	7	9000	4.4	3	1	3	
37...	61	16	12	12	...	4	4	13	7500	5.0	3	4	
38...	44	15	11	11	...	4	4	14	8000	4.9	
39...	52	18	16	16	...	2	2	12	7500	4.8	5	63	3.8	...	3	
40...	60	14	11	11	...	3	3	14	8000	4.9	4	
41...	60	14	13	13	...	1	1	13	7500	4.9	1	3	
42...	52	14	11	11	...	3	3	13	9500	4.8	1	4	
43...	28	10	5	5	...	5	3	2	...	7	5000	4.1	2	1	
44...	35	13	9	9	...	3	3	11	6500	4.5	1	2	
45...	43	15	12	12	...	3	2	...	1	14	7500	4.6	2	
46...	50	14	11	11	...	3	3	13	6000	4.8	1	3	
47...	36	9	6	6	...	2	2	...	1	6	7000	5.0	3	1	2	
48...	21	8	5	5	...	3	3	6	6000	4.5	2	1	1	
49...	17	5	5	5	4	1	
23.....	*2836	864	703	687	16	137	126	10	1	24	682	9500	4.8	162	61	3.5	13	127
1...	127	33	21	21	...	7	7	5	25	6500	4.7	8	51	4.0	1	11
2...	*100	30	21	19	2	9	8	1	...	24	6500	4.9	6	48	3.5	4	3	
3...	94	25	20	20	...	4	4	19	8000	4.5	6	48	4.3	2	6	
4...	68	21	20	20	...	1	1	20	11000	4.2	1	1	5	
5...	80	24	23	21	2	1	1	22	10000	4.5	2	5	
6...	*150	23	17	17	...	4	4	17	8500	4.5	5	...	4.4	1	1	
7...	9	3	
8...	55	15	15	15	14	7500	4.2	1	3	
9...	49	14	12	10	2	2	2	13	8000	4.9	1	5	

Table 2.—CHARACTERISTICS OF HOUSING UNITS, BY BLOCKS: 1960—Con.

["Total population" contains no persons in group quarters unless preceded by asterisk; one asterisk (*) denotes less than 10 percent; two asterisks (**), 10 percent or more]

Blocks within census tracts	Total population	All housing units by condition and plumbing									Occupied housing units								
		Total	Sound			Deteriorating			Dilapidated	Owner occupied			Renter occupied			Occupied by non-white	1.01 or more persons per room		
			Total	With all plumbing facilities	Lacking some or all facilities	Total	With all plumbing facilities	Lacking some or all facilities		Total	Average value (dollars)	Average number of rooms	Total	Average contract (dollars)	Average number of rooms				
								With flush toilet										No flush toilet	
10...	52	16	15	14	1	1	1	12	10000	5.4	3	3
11...	41	13	13	13	12	12000	5.8	1	3
12...	53	15	14	14	...	1	1	14	10500	4.8	1	2
13...	64	24	22	22	...	1	1	1	17	9000	4.4	6	77	3.8	2
14...	28	14	14	14	13	11000	4.8	1	2
15...	81	28	28	28	27	12000	5.3	1	1
16...	70	21	21	21	19	16500	5.5	2	1
17...	32	10	10	10	10	16000	6.4	1
19...	70	26	12	12	...	14	14	10	14000	4.8	16	60	2.4	6
20...	57	20	20	20	20	13000	4.8	2
21...	**10	4	4	1
22...	37	14	10	10	10	16000	5.3	3	1
23...	49	19	16	16	...	3	3	18	11500	5.0	1	1
24...	78	20	15	15	...	5	5	19	10000	5.5	1	4
25...	32	10	6	6	...	4	4	5	6500	4.2	4	1
26...	68	22	14	14	...	8	8	15	9000	4.3	7	57	3.9	5
27...	46	15	14	14	...	1	1	11	11000	4.5	4	1
28...	47	14	10	10	...	4	4	12	11000	5.2	2	1
29...	18	9	8	8	...	1	1	6	17500	5.2	2
30...	20	8	7	7	...	1	1	8	...	3.3
31...	2	1
32...	53	16	12	12	...	2	2	2	12	13500	5.5	4
33...	57	18	17	15	2	1	14	12500	4.6	4	4
34...	37	12	11	11	...	1	1	8	9000	4.8	4	2
35...	38	18	17	17	...	1	1	12	7500	4.8	4	1
36...	43	19	14	14	...	3	3	2	15	8000	5.1	3	1
37...	51	14	12	9	3	2	2	10	8500	5.3	4	3
38...	35	13	12	12	...	1	1	13	8500	4.8	1
40...	46	15	15	15	14	8500	4.8	1	1
41...	51	15	15	15	12	9000	4.3	3	4
42...	46	16	13	12	1	3	2	...	1	...	15	8000	3.5	1	5
43...	44	8	8	8	3	5	65	3.8	6
44...	20	7	5	5	...	2	2	2	4
45...	46	12	9	9	...	3	1	...	2	...	11	7000	4.4	1	2
46...	47	12	11	11	...	1	1	11	8000	4.4	1	3
47...	44	11	8	8	...	3	2	1	7	7500	5.1	4	1
48...	62	15	15	14	1	14	7000	4.9	1	4
49...	38	14	13	13	1	10	7000	4.9	3	1
50...	40	15	7	7	...	8	6	2	10	7000	4.8	4	1	1
51...	53	15	8	8	...	5	5	2	11	8000	4.5	4	5
52...	38	11	7	7	...	4	4	8	8000	4.9	3	2
53...	25	11	6	5	1	4	2	2	...	1	6	7500	4.5	2	3
54...	62	15	10	10	...	3	3	2	10	7500	4.9	4	1
55...	42	10	10	9	1	9	8000	4.8	1	4
56...	27	11	6	6	...	2	2	3	7	7000	4.1	2	3
57...	26	8	6	6	...	2	2	7	7000	4.4	1	1
58...	39	14	6	6	...	7	5	2	...	1	7	8000	4.7	6	56	3.3	1	1	1
59...	39	12	8	8	...	4	4	10	7500	4.3	2	2
24.....	*2866	846	537	533	4	263	240	19	4	46	657	9500	4.7	172	59	3.8	14	143	143
1...	65	24	13	13	...	7	7	4	19	7500	4.3	3	5
2...	86	10	10	10	...	16	15	1	22	11000	5.3	4	3
3...	44	15	11	11	...	4	4	15	10500	5.6	1
4...	69	20	13	13	...	7	7	10	13000	5.6	10	56	3.4	1	3	3
5...	47	13	10	10	...	2	2	1	13	12000	5.2	2
6...	60	18	12	10	2	6	4	2	13	11500	4.9	5	48	3.4
7...	36	11	7	7	...	4	4	11	11000	5.3	1	...
8...	39	16	15	15	...	1	1	13	10500	4.8	3	1
9...	49	15	10	10	...	5	5	9	12000	5.0	6	69	5.0
10...	56	20	8	8	...	12	9	3	13	9500	5.1	7	54	2.6	3
11...	115	29	17	17	...	11	11	1	22	9500	4.8	6	58	4.2	7
12...	124	37	20	20	...	16	15	1	...	1	31	7500	4.4	5	70	4.8	1	7	7
13...	35	10	7	7	...	2	2	7	9000	4.6	2	2
14...	41	12	9	9	...	2	2	1	9	9000	4.2	3	3
15...	34	9	7	7	...	2	2	9	9000	4.4	1
16...	23	6	4	4	...	2	2	6	9000	4.3	1	...
17...	84	22	5	5	...	16	12	3	1	...	16	6500	4.6	4	1	5
18...	75	19	8	8	...	6	6	5	15	8500	4.3	2	2	6
19...	73	14	14	14	...	5	5	14	10000	4.8	5	57	3.4	1	5	5
20...	59	17	8	8	...	8	8	1	14	7500	4.4	3	3
21...	76	23	13	13	...	8	7	...	1	2	20	7500	4.3	2	7
22...	74	16	10	10	...	4	3	1	...	2	10	7000	4.0	6	72	3.3	7
23...	28	9	2	2	...	5	4	...	1	2	7	5500	5.0	2	1	2
24...	**85	19	12	12	...	7	6	1	14	8500	4.3	5	...	3.2	2	6	6
25...	49	16	14	14	...	2	2	11	6000	4.9	4
26...	61	15	9	9	...	6	5	1	12	7000	4.4	2	4
27...	49	14	12	12	...	2	2	13	7000	4.6	1	2
28...	46	14	13	13	...	1	1	13	12500	4.5	1	2
29...	39	13	10	10	...	2	2	1	12	9500	5.2	1
30...	45	14	12	12	...	2	2	14	10500	4.6	1
31...	44	15	13	13	...	2	2	14	14000	4.9	1	1
32...	63	21	8	8	...	11	11	2	19	9500	5.1	2	1	1
33...	69	22	21	21	...	1	1	18	10000	4.7	4	2
34...	65	24	15	15	...	6	5	...	1	3	20	9500	4.5	4	1
35...	55	18	12	12	...	4	4	2	15	10000	4.6	3	1	1
36...	89	30	12	12	...	14	12	2	...	4	17	10500	5.3	13	59	3.5	3
37...	72	20	14	14	...	6	6	15	9000	4.7	5	79	3.8	5

