

U.S. CENSUS OF HOUSING: 1960

Series HC(3)-93

CITY BLOCKS

Ansonia, Conn.


Prepared under the supervision of
WAYNE F. DAUGHERTY, Chief
Housing Division



U.S. DEPARTMENT OF COMMERCE
Luther H. Hodges, Secretary

BUREAU OF THE CENSUS

Richard M. Scammon, Director (From May 1, 1961)
Robert W. Burgess, Director (To March 3, 1961)





BUREAU OF THE CENSUS

RICHARD M. SCAMMON, *Director* (From May 1, 1961)

ROBERT W. BURGESS, *Director* (To March 3, 1961)

A. ROSS ECKLER, *Deputy Director*
HOWARD C. GRIEVES, *Assistant Director*
CONRAD TAEUBER, *Assistant Director*
MORRIS H. HANSEN, *Assistant Director for Statistical Standards*
CHARLES B. LAWRENCE, JR., *Assistant Director for Operations*
WALTER L. KEHRES, *Assistant Director for Administration*
CALVERT L. DEDRICK, *Chief, International Statistical Programs Office*
A. W. VON STRUVE, *Acting Public Information Officer*

Housing Division—

WAYNE F. DAUGHERTY, *Chief*
DANIEL B. RATHBUN, *Assistant Chief*
BEULAK WASHBAUGH, *Special Assistant*
MILTON D. LIBBERMAN, *Chief, Coordination and Research*

Decennial Operations Division—GLEN S. TAYLOR, *Chief*
Electronic Systems Division—ROBERT F. DRURY, *Chief*
Field Division—JEFFERSON D. MCPHKE, *Chief*
Geography Division—WILLIAM T. FAY, *Chief*
Population Division—HOWARD G. BRUNSMAN, *Chief*
Statistical Methods Division—JOSEPH STEINBERG, *Chief*

Library of Congress Card Number: A61-9347

SUGGESTED CITATION

U.S. Bureau of the Census. *U.S. Census of Housing: 1960. Vol. III, City Blocks.*
Series HC(3), No. 93.
U.S. Government Printing Office, Washington, D.C., 1961.

For sale by the Superintendent of Documents, U.S. Government Printing Office, Washington 25, D.C.
or any of the Field Offices of the Department of Commerce — Price 20 cents.

Table 1.—CHARACTERISTICS OF HOUSING UNITS, FOR THE CITY: 1960

Subject	Number	Percent	Subject	Number	Percent
All housing units	6,357	100.0	Occupied housing units—Con.		
CONDITION AND PLUMBING			COLOR		
Sound	5,455	85.8	White	5,744	93.5
With all plumbing facilities	5,221	82.1	Nonwhite	397	6.5
Lacking some or all facilities	234	3.7	PERSONS PER ROOM		
Deteriorating	717	11.3	1.00 or less	5,648	92.0
With all plumbing facilities	493	7.8	1.01 or more	493	8.0
Lacking some or all facilities	224	3.5	AVERAGE NUMBER OF ROOMS		
With flush toilet	222	3.5	Owner occupied	5.5	...
No flush toilet	2	...	Renter occupied	4.5	...
Dilapidated	185	2.9	VALUE AND RENT		
Occupied housing units	6,141	100.0	Average value	16,000	...
TENURE			Average contract rent	46	...
Owner occupied	3,219	52.4			
Renter occupied	2,922	47.6			

NOTE.—On the map for Ansonia approximately 210 blocks are identified.

Table 2.—CHARACTERISTICS OF HOUSING UNITS, BY BLOCKS: 1960

["Total population" contains no persons in group quarters unless preceded by asterisk; one asterisk (*) denotes less than 10 percent; two asterisks (**), 10 percent or more]

Blocks within block numbering areas	Total population	All housing units by condition and plumbing								Occupied housing units									
		Total	Sound			Deteriorating			Dilapidated	Owner occupied			Renter occupied			1.01 or more persons per room			
			Total	With all plumbing facilities	Lacking some or all facilities	Total	With all plumbing facilities	Lacking some or all facilities		Total	Average value (dollars)	Average number of rooms	Total	Average contract rent (dollars)	Average number of rooms		Occupied by non-white		
A.....	*6447	2187	1917	1847	70	142	117	25	...	128	996	15500	5.7	1134	50	4.5	146	133	
2....	**25	4
3....	48	16	16	16	10	14000	5.0	6	65	4.0	3	...	
4....	18	8	8	8	7	14000	5.3	1	
6....	56	17	17	17	9	13500	5.7	8	55	4.6	6	2	
7....	96	38	26	26	...	12	12	17	14500	5.4	21	47	4.3	...	1	
8....	87	26	26	26	16	13500	4.9	8	50	4.5	...	3	
9....	91	30	30	30	19	15500	5.4	10	65	4.9	3	...	
10....	59	20	20	20	14	16000	5.8	6	41	4.2	2	...	
11....	35	9	9	9	5	17500	5.4	4	1	
12....	24	7	7	7	5	...	5.2	2	1	
13....	288	71	71	71	38	17000	5.5	33	65	4.6	2	15	
14....	76	15	15	15	15	80	4.5	1	8	
15....	48	13	13	13	13	15000	5.6	1	2	
16....	155	52	52	52	31	16000	5.6	21	67	4.9	...	1	
17....	42	17	17	17	11	20000	6.4	6	95	5.0	
18....	78	30	30	30	16	17000	5.6	12	44	4.9	
19....	180	67	63	63	...	4	4	38	16000	6.0	27	53	4.9	...	2	
20....	244	92	78	78	...	14	14	44	16000	5.8	46	50	4.8	...	2	
21....	137	49	49	49	33	19500	6.2	15	62	4.7	
22....	93	35	35	35	24	20000	6.1	11	73	4.6	...	1	
23....	57	20	20	20	13	17000	5.9	7	58	4.9	
24....	44	16	16	16	11	17000	5.5	5	58	5.2	
25....	43	20	20	15	5	7	...	5.3	13	42	4.6	
26....	146	60	60	58	2	20	15500	5.7	40	51	5.1	...	1	
27....	276	86	85	77	8	1	...	1	49	13500	5.7	36	50	4.8	...	4	
28....	161	54	54	52	2	23	19500	5.8	31	54	4.9	...	2	
29....	106	36	36	36	18	15500	5.8	18	55	4.9	...	1	
30....	97	32	32	32	20	11500	6.1	12	57	5.0	...	2	
31....	*252	79	79	69	10	23	13500	6.2	56	42	4.4	17	5	
32....	*350	119	80	79	1	31	29	2	...	8	60	20000	5.7	50	44	4.6	...	3	
33....	220	75	4	2	2	5	3	2	...	66	4	...	68	30	4.0	39	14		
34....	226	79	28	25	3	6	5	1	...	45	9	...	62	40	4.2	34	12		
35....	114	40	31	31	...	9	6	3	18	...	6.6	21	50	4.3	3	1	
36....	112	37	26	25	1	11	10	1	17	...	5.9	20	64	4.8	...	1	
37....	120	39	19	19	...	20	8	12	14	11000	5.5	24	40	4.5	3	4	
38....	53	21	20	20	...	1	1	12	12500	5.2	9	54	4.4	
39....	81	23	23	23	15	16000	5.4	8	45	4.3	...	1	
40....	117	42	42	39	3	17	10000	5.4	25	41	4.2	8	2	
41....	142	53	39	37	2	11	9	2	...	3	23	12500	5.3	29	38	4.3	3	2	
42....	86	28	28	27	1	17	17000	6.2	11	49	4.9	
43....	112	40	40	40	24	16000	5.5	16	61	4.7	...	1	
45....	45	13	13	13	13	19500	5.8	2	
46....	48	15	15	15	8	...	4.9	7	60	4.4	
47....	40	13	13	11	2	7	10500	5.7	5	42	4.0	...	1	
48....	26	11	11	11	7	...	5.6	3	1	
49....	74	27	25	25	...	2	2	14	...	5.3	11	42	4.5	...	1	
50....	134	55	49	41	8	4	4	18	...	4.9	34	39	4.3	...	5	
51....	113	37	37	34	3	9	...	6.1	27	40	4.2	...	3	
52....	*168	57	49	49	...	4	4	16	10500	6.0	37	49	4.3	2	3	
53....	32	11	9	8	1	2	1	4	6	49	5.0	8	2	
54....	202	72	67	66	1	5	5	28	14000	6.0	42	46	4.2	3	3	

City Block Characteristics

Table 2.—CHARACTERISTICS OF HOUSING UNITS, BY BLOCKS: 1960—Con.

["Total population" contains no persons in group quarters unless preceded by asterisk; one asterisk (*) denotes less than 10 percent; two asterisks (**), 10 percent or more]

Blocks within block numbering areas	Total population	All housing units by condition and plumbing								Occupied housing units								
		Total	Sound			Deteriorating			Dilapidated	Owner occupied			Renter occupied			Occupied by non-white	1.01 or more persons per room	
			Total	With all plumbing facilities	Lacking some or all facilities	Total	With all plumbing facilities	Lacking some or all facilities		Total	Average value (dollars)	Average number of rooms	Total	Average contract rent (dollars)	Average number of rooms			
							With flush toilet	No flush toilet										
55...	18	5	5	5	1	4	
56...	231	89	89	76	13	33	9500	5.2	52	47	4.4	
57...	72	23	23	22	1	8	...	4.4	15	67	4.4	...	2	
58...	109	35	35	35	19	12000	5.2	15	54	5.1	...	3	
59...	59	20	20	20	9	...	5.1	9	46	4.4	...	2	
60...	127	42	42	42	16	15500	5.0	25	69	4.6	
61...	154	47	47	47	20	11000	5.6	27	64	4.7	8	6	
B.....	*13372	4170	3538	3374	164	575	376	197	2	57	2223	16000	5.5	1788	44	4.4	251	360
1...	449	143	131	130	1	12	12	89	14500	5.5	49	46	4.5	19	11	
2...	86	29	29	28	1	18	12500	6.2	11	48	4.3	...	1	
3...	53	18	18	17	1	15	15500	5.8	3	1	
4...	111	37	37	37	34	17500	4.9	3	1	
5...	232	74	67	64	3	7	4	3	...	54	15500	5.0	20	27	4.2	...	3	
6...	27	7	7	7	7	18000	5.0	3	
7...	34	10	10	10	10	18500	5.0	1	
8...	41	12	12	12	11	19500	4.8	1	1	
9...	36	10	10	10	10	20000	5.2	1	
10...	
11...	29	8	8	8	8	16000	5.5	
12...	56	16	15	15	...	1	1	15	17000	6.0	1	
13...	85	32	32	32	22	20000	5.5	10	58	5.3	...	1	
14...	72	22	22	22	21	18000	5.3	1	
15...	23	7	7	7	7	18000	5.0	1	
16...	47	15	15	15	14	11500	4.3	1	
17...	31	9	9	9	9	17000	5.7	1	
18...	52	14	13	13	...	1	1	12	18000	5.3	2	
19...	93	33	33	33	17	12000	5.2	14	50	4.8	...	2	
20...	172	53	53	53	28	15000	5.4	23	56	4.7	...	4	
21...	32	8	8	8	6	...	6.2	2	1	
22...	53	16	16	16	8	...	6.0	8	36	5.5	
23...	23	11	11	10	1	4	7	30	4.0	...	1	
24...	51	16	15	15	...	1	1	6	...	5.8	10	41	5.6	...	1	
25...	75	34	29	29	...	5	3	2	...	5	...	5.4	25	52	4.2	...	2	
26...	29	13	13	9	4	5	...	4.6	8	28	3.5	...	1	
28...	28	11	11	9	2	3	7	37	5.1	...	1	
29...	143	56	53	39	14	3	1	2	...	10	...	4.9	39	35	4.6	2	3	
30...	78	27	7	2	5	20	9	11	...	2	21	33	4.1	10	5	
31...	137	47	43	38	5	4	3	1	...	11	...	4.1	33	33	4.6	2	4	
33...	136	37	36	32	4	1	1	10	...	5.6	25	37	4.6	5	8	
34...	175	63	6	6	...	32	14	18	...	5	...	6.6	53	33	3.8	38	9	
35...	**114	33	23	23	...	10	10	16	15500	6.8	17	46	5.1	...	2	
36...	94	32	21	21	...	11	7	4	...	15	17500	6.0	16	40	5.2	
37...	508	174	127	126	1	39	38	1	...	93	17500	5.9	72	44	4.7	...	7	
38...	121	36	36	33	3	21	15000	5.1	14	34	4.6	...	5	
39...	13	3	
40...	187	59	54	51	3	5	2	3	...	36	14000	5.5	20	41	4.6	...	5	
41...	12	4	
43...	**101	24	14	10	4	10	2	8	...	3	19	46	3.3	12	5	
44...	7	4	
45...	**176	59	46	43	3	8	2	6	...	21	20000	6.1	27	47	4.6	...	1	
46...	7	4	
48...	192	64	64	63	1	27	14000	6.0	35	49	4.9	...	1	
49...	38	14	14	14	5	...	4.4	9	45	4.4	...	1	
50...	412	133	132	129	3	1	1	65	13500	5.4	64	45	4.9	...	8	
51...	58	20	13	13	...	7	5	1	...	11	12000	6.1	7	44	4.4	...	2	
52...	337	108	74	73	1	33	25	8	1	60	11000	5.5	43	49	4.8	...	6	
53...	59	17	17	17	7	...	5.0	10	92	4.6	...	1	
54...	124	47	28	28	...	19	18	1	...	12	...	4.8	33	48	4.6	...	2	
55...	77	26	24	24	...	2	2	10	...	5.1	16	59	4.6	...	3	
56...	38	15	12	12	...	3	3	7	...	5.6	8	56	4.6	
57...	180	66	53	53	...	13	13	40	17000	6.3	24	47	5.1	...	3	
58...	62	23	15	15	...	8	7	13	...	5.8	10	44	4.9	...	1	
59...	52	17	10	10	...	7	7	8	...	6.0	9	48	4.3	
60...	66	20	18	18	...	2	1	8	...	5.6	11	45	4.6	...	4	
61...	112	35	32	32	...	3	2	1	...	20	10000	5.4	15	41	4.5	...	5	
62...	12	5	5	5	
63...	75	23	23	23	3	2	
64...	42	12	12	12	12	14500	6.4	11	58	5.2	...	2	
65...	127	50	37	37	...	13	5	8	...	4	8	60	5.1	
66...	59	20	20	20	19	16000	7.4	26	51	4.3	...	5	
67...	33	10	10	10	12	...	6.4	8	58	4.5	...	1	
68...	128	39	31	31	...	8	8	4	6	45	5.0	...	1	
70...	62	23	23	23	12	12000	6.3	27	41	4.8	...	3	
71...	51	17	17	17	10	...	6.6	10	40	4.4	...	1	
72...	6	2	10	13000	5.9	6	51	5.8	...	2	
74...	**41	7	3	3	...	4	2	2	...	2	4	1	
76...	2	1	
77...	91	27	10	7	3	17	1	16	27	37	4.1	19	7	
78...	127	41	8	8	...	33	4	29	36	34	4.0	31	12	
79...	53	20	9	9	...	11	8	3	19	40	4.6	14	9	
80...	127	50	35	22	13	15	5	10	...	3	38	39	3.8	11	2	
81...	369	135	93	70	23	42	25	17	...	24	17500	6.0	102	38	4.3	15	13	
82...	14	7	3	3	1	6	39	4.2	4	...	
83...	61	17	16	15	1	1	1	7	...	5.4	10	35	4.3	1	2	
84...	109	34	34	34	15	...	4.5	19	44	4.4	...	2	
85...	101	26	22	21	1	2	2	11	...	5.5	14	37	4.6	...	6	
86...	24	8	2	2	...	6	6	7	41	4.0	...	1	

U.S. CENSUS OF HOUSING: 1960

Series HC(3)-94

CITY BLOCKS

Bridgeport, Conn.

Prepared under the supervision of
WAYNE F. DAUGHERTY, Chief
Housing Division



U.S. DEPARTMENT OF COMMERCE
Luther H. Hodges, Secretary
BUREAU OF THE CENSUS

Richard M. Scammon, Director (From May 1, 1961)
Robert W. Burgess, Director (To March 3, 1961)





BUREAU OF THE CENSUS

RICHARD M. SCAMMON, *Director* (From May 1, 1961)

ROBERT W. BURGESS, *Director* (To March 3, 1961)

A. ROSS ECKLER, *Deputy Director*

HOWARD C. GRIEVES, *Assistant Director*

CONRAD TAEUBER, *Assistant Director*

MORRIS H. HANSEN, *Assistant Director for Statistical Standards*

CHARLES B. LAWRENCE, JR., *Assistant Director for Operations*

WALTER L. KEHRES, *Assistant Director for Administration*

CALVERT L. DEDRICK, *Chief, International Statistical Programs Office*

A. W. VON STRUVE, *Acting Public Information Officer*

Housing Division—

WAYNE F. DAUGHERTY, *Chief*

DANIEL B. RATHBUN, *Assistant Chief*

BEULAH WASHBAUGH, *Special Assistant*

MILTON D. LIBBERMAN, *Chief, Coordination and Research*

Decennial Operations Division—GLEN S. TAYLOR, *Chief*

Electronic Systems Division—ROBERT F. DRURY, *Chief*

Field Division—JEFFERSON D. MCPIKE, *Chief*

Geography Division—WILLIAM T. FAY, *Chief*

Population Division—HOWARD G. BRUNSMAN, *Chief*

Statistical Methods Division—JOSEPH STEINBERG, *Chief*

Library of Congress Card Number: A61-9347

SUGGESTED CITATION

U.S. Bureau of the Census. *U.S. Census of Housing: 1960. Vol. III, City Blocks.*
Series HC(3), No. 94.

U.S. Government Printing Office, Washington, D.C., 1961.

For sale by the Superintendent of Documents, U.S. Government Printing Office, Washington 25, D.C.
or any of the Field Offices of the Department of Commerce - Price 25.cents.

Table 1.—CHARACTERISTICS OF HOUSING UNITS, FOR THE CITY: 1960

Subject	Number	Percent	Subject	Number	Percent
All housing units	51,654	100.0	Occupied housing units—Con.		
CONDITION AND PLUMBING			COLOR		
Sound	43,972	85.1	White	45,451	91.8
With all plumbing facilities	41,079	79.5	Nonwhite	4,073	8.2
Lacking some or all facilities	2,893	5.6	PERSONS PER ROOM		
Deteriorating	6,638	12.9	1.00 or less	44,724	90.3
With all plumbing facilities	4,565	8.8	1.01 or more	4,800	9.7
Lacking some or all facilities	2,073	4.0	AVERAGE NUMBER OF ROOMS		
With flush toilet	2,060	4.0	Owner occupied	5.5	...
No flush toilet	13	...	Renter occupied	4.1	...
Dilapidated	1,044	2.0	VALUE AND RENT		
Occupied housing units	49,524	100.0	Average value	dollars 16,700	...
TENURE			Average contract rent	dollars 60	...
Owner occupied	20,075	40.5			
Renter occupied	29,449	59.5			

NOTE.—On the map for Bridgeport approximately 1,440 blocks are identified.

Table 2.—CHARACTERISTICS OF HOUSING UNITS, BY BLOCKS: 1960

["Total population" contains no persons in group quarters unless preceded by asterisk; one asterisk (*) denotes less than 10 percent; two asterisks (**), 10 percent or more]

Blocks within census tracts	Total population	All housing units by condition and plumbing								Occupied housing units							
		Total	Sound			Deteriorating			Dilapidated	Owner occupied			Renter occupied			Occupied by non-white	1.01 or more persons per room
			Total	With all plumbing facilities	Lacking some or all facilities	Total	With all plumbing facilities	Lacking some or all facilities		Total	Average value (dollars)	Average number of rooms	Total	Average contract rent (dollars)	Average number of rooms		
1.....	*5351	1986	1966	1942	24	20	18	2	...	1120	19000	5.5	821	61	4.4	3	80
2.....	90	28	28	28	21	18000	6.0	7	55	6.1	...	3
3.....	394	161	161	160	1	122	12000	4.9	36	71	5.0	...	3
4.....	125	47	47	44	3	8	...	5.3	38	78	4.2	...	2
5.....	147	58	58	57	1	29	14500	4.8	27	57	4.0	...	2
6.....	203	67	67	67	36	14500	4.7	31	59	4.4	...	8
7.....	101	58	58	58	52	...	4.0	6	74	3.8	...	1
8.....	113	65	65	65	65	...	4.1
9.....	198	79	79	79	28	13000	4.4	51	63	4.4	1	2
10.....	311	120	118	117	1	2	2	32	14500	4.8	86	55	4.1	...	6
11.....	71	29	29	29	7	...	4.9	20	55	4.3	...	2
12.....	245	81	79	75	4	2	2	23	13000	4.5	57	58	4.2	...	10
13.....	131	52	52	52	28	15500	5.8	22	54	4.0	...	4
14.....	97	37	28	26	2	9	9	8	...	4.6	24	49	4.6	...	3
15.....	130	51	49	49	20	7000	4.7	26	49	3.8	...	4
16.....	113	47	47	45	2	15	11500	4.8	30	51	4.0
17.....	*162	57	57	57	25	13500	5.4	31	59	4.8	1	3
18.....	123	39	39	39	20	17500	5.8	19	68	4.8	...	2
19.....	64	25	25	25	11	18000	5.5	14	51	4.9	...	1
20.....	29	9	9	9	6	17500	6.2	2
21.....	75	22	22	22	8	17500	5.9	14	56	5.1
22.....	56	24	24	19	5	11	...	6.1	13	51	3.6
23.....	36	15	15	15	11	21000	6.0	3
24.....	131	49	49	49	29	17000	5.9	19	61	5.2
25.....	77	24	24	24	22	32000	7.8	2
26.....	92	39	39	39	26	17500	6.1	9	54	4.4	...	1
27.....	70	23	23	23	22	16500	6.2	1
28.....	95	32	32	31	1	19	18000	5.4	13	56	4.5	...	2
29.....	98	33	33	33	20	17000	5.6	13	64	5.1	...	2
30.....	44	15	15	15	14	18000	6.3	1
31.....	14	6	6	6	4	2
32.....	138	52	52	52	19	16000	5.6	32	71	4.5	...	5
33.....	78	28	28	28	9	...	7.2	19	55	4.6	...	1
34.....	1
35.....	102	36	36	36	23	17500	5.5	13	77	4.5	...	1
36.....	99	36	36	36	23	14500	5.3	13	87	4.8	...	1
37.....	90	30	30	29	1	17	17000	6.1	13	64	5.1	...	1
38.....	63	24	24	24	13	19500	6.0	10	75	4.8
39.....	115	37	37	37	32	18500	5.8	5	64	5.6	...	1
40.....	130	46	46	46	33	19000	6.2	12	67	5.6
41.....	62	20	20	20	20	18000	6.0
42.....	44	16	15	15	...	1	1	14	18500	5.5	2
43.....	31	12	12	12	12	22000	5.8
44.....	131	44	44	44	41	26000	6.8	1
45.....	48	12	12	12	10	30000	7.8	1
46.....	19	8	8	8	6	38000	7.2
47.....	27	7	7	7	7	40000	8.6
48.....	35	12	12	12	12	29000	6.7
49.....	24	8	8	8	8	38000	7.8
50.....	28	8	8	8	8	39000	8.6
51.....	48	19	19	19	15	40000	8.9	3
52.....	43	17	17	17	6	...	4.5	11	63	2.5

Table 2.—CHARACTERISTICS OF HOUSING UNITS, BY BLOCKS: 1960—Con.

["Total population" contains no persons in group quarters unless preceded by asterisk; one asterisk (*) denotes less than 10 percent; two asterisks (**), 10 percent or more]

Table with columns: Blocks within census tracts, Total population, All housing units by condition and plumbing (Sound, Deteriorating, Dilapidated), Occupied housing units (Owner occupied, Renter occupied), and 1.01 or more persons per room. Rows list blocks 14 through 125 with various demographic and housing data.

Table 2.—CHARACTERISTICS OF HOUSING UNITS, BY BLOCKS: 1960—Con.

["Total population" contains no persons in group quarters unless preceded by asterisk; one asterisk (*) denotes less than 10 percent; two asterisks (**), 10 percent or more]

Table with columns: Blocks within census tracts, Total population, All housing units by condition and plumbing (Sound, Deteriorating, Dilapidated), Occupied housing units (Owner occupied, Renter occupied), and 1.01 or more persons per room. Rows include block numbers 134-279 and 25, 26, 27.

Table 2.—CHARACTERISTICS OF HOUSING UNITS, BY BLOCKS: 1960—Con.

["Total population" contains no persons in group quarters unless preceded by asterisk; one asterisk (*) denotes less than 10 percent; two asterisks (**), 10 percent or more]

Table with columns for 'All housing units by condition and plumbing' (Sound, Deteriorating, Dilapidated) and 'Occupied housing units' (Owner occupied, Renter occupied). Rows represent census tracts 9... through 18... and 19... through 34... with various data points for population, plumbing, and housing characteristics.

Table 2.—CHARACTERISTICS OF HOUSING UNITS, BY BLOCKS: 1960—Con.

[“Total population” contains no persons in group quarters unless preceded by asterisk; one asterisk (*) denotes less than 10 percent; two asterisks (**), 10 percent or more]

Blocks within census tracts	Total population	All housing units by condition and plumbing								Occupied housing units							
		Total	Sound			Deteriorating			Dilapidated	Owner occupied				Renter occupied			
			Total	With all plumbing facilities	Lacking some or all facilities	Total	With all plumbing facilities	Lacking some or all facilities		Total	Average value (dollars)	Average number of rooms	Total	Average contract rent (dollars)	Average number of rooms	Occupied by non-white	1.01 or more persons per room
41...	131	41	29	27	2	12	11	1	...	11	16500	5.5	27	51	4.7	...	5
42...	230	70	47	43	4	23	21	2	...	18	16500	5.5	47	52	4.7	...	10
33.....	*3659	1372	1144	875	269	218	107	111	...	244	16500	5.0	1048	49	4.0	18	132
1...	141	72	65	50	15	7	1	6	...	11	25000	4.9	53	57	3.5	3	5
2...	82	34	34	33	1	9	17000	4.9	25	59	4.9
3...	122	46	39	38	1	7	6	1	...	13	20000	4.8	33	49	4.3	...	1
4...	81	31	31	31	14	19500	5.1	17	55	5.1	...	2
5...	26	11	11	11	4	7	45	5.6
6...	*112	35	35	22	13	7	...	5.0	28	65	3.9
7...	75	26	26	26	12	18000	5.3	14	91	5.1
8...	141	52	46	36	10	6	6	6	...	13	...	5.1	36	40	4.1	...	2
9...	220	80	49	41	8	31	8	23	...	6	...	4.5	71	41	3.9	...	7
10...	254	103	47	33	14	56	25	31	...	6	...	3.7	83	56	3.9	...	15
11...	407	128	67	26	41	61	34	27	...	9	13500	3.9	116	46	3.6	...	28
12...	184	73	65	42	23	8	4	4	...	13	...	5.2	50	40	3.6	...	8
13...	98	35	35	33	2	13	...	5.6	21	51	5.1
14...	128	43	41	35	6	2	2	2	...	11	...	5.3	32	55	5.0	...	1
15...	130	45	43	37	6	2	1	1	...	9	...	5.8	33	52	5.0	...	3
16...	120	46	44	34	10	2	2	2	...	15	...	5.5	29	45	4.4	...	2
17...	168	61	61	55	6	10	...	4.9	50	39	4.1	...	5
18...	201	82	82	56	26	15	...	4.1	64	42	3.7	...	6
19...	236	97	69	51	18	20	7	13	...	3	86	70	3.6	15	14
20...	28	18	18	5	13	14	33	3.3	...	1
21...	90	36	35	17	18	1	...	1	...	3	28	31	3.5	...	8
22...	257	103	100	71	29	1	1	13	...	4.5	82	40	3.8	...	11
23...	157	49	41	39	2	8	7	1	...	9	13500	5.7	38	54	4.0	...	9
24...	104	37	31	28	3	6	5	1	...	13	11000	5.2	22	42	4.0	...	1
25...	97	29	29	25	4	13	...	5.4	16	53	4.5	...	3
34.....	*3339	1152	987	971	16	156	149	7	...	366	15500	5.6	761	62	4.5	6	50
1...	204	76	69	66	3	7	7	29	16000	5.6	44	60	4.6	...	2
2...	69	23	23	22	1	7	...	5.7	16	50	4.5
3...	15	3
4...	75	24	24	24	10	...	5.0	13	45	4.8	...	1
5...	114	36	31	31	...	5	5	8	...	5.3	28	60	5.4	...	1
6...	122	40	32	32	...	8	8	17	15000	5.7	22	62	4.6	...	2
7...	82	31	30	30	...	1	1	11	15000	5.5	19	69	4.6
8...	37	13	13	13	4	9	85	4.9
9...	203	71	69	69	...	2	2	13	...	5.4	57	86	4.5	...	1
10...	176	69	57	57	...	6	5	1	...	12	...	5.3	54	85	4.1	4	3
11...	109	37	30	30	...	7	6	1	...	16	13000	5.6	20	63	5.1	2	...
12...	139	41	36	36	...	5	5	22	21000	6.3	18	60	4.8	...	4
13...	56	16	16	16	5	...	6.2	10	69	6.3
14...	59	17	17	17	7	...	6.6	10	54	5.6	...	1
15...	40	13	13	13	4	9	72	4.9
16...	39	19	18	18	...	1	1	7	...	4.9	12	66	4.8
17...	13	4
18...	147	72	72	72	4	66	84	3.3	...	1
19...	*71	22	19	19	...	3	3	9	17500	6.2	13	62	5.2
20...	82	30	25	25	...	5	5	11	15000	5.6	17	60	4.6	...	1
21...	71	32	23	21	2	9	4	5	...	8	14500	5.4	24	53	3.5
22...	*144	40	38	37	1	2	2	16	15500	5.3	24	58	5.3	...	2
23...	49	15	14	13	1	1	1	7	15000	5.4	8	56	4.5	...	3
24...	84	25	24	24	...	1	1	13	15500	5.8	12	51	4.8	...	3
25...	122	41	36	32	4	5	5	17	14500	5.4	24	49	4.1	...	2
26...	114	40	20	20	...	20	20	9	12000	6.3	30	56	4.4	...	3
27...	106	35	17	17	...	16	16	14	14000	5.4	19	49	4.7	...	1
28...	*21
29...	*21	2	2	16	15000	5.2	15	51	4.6	...	1
30...	93	32	30	30
31...	79	32	30	27	3	2	2	12	15000	5.3	20	46	4.7	...	3
34...	124	39	32	32	...	7	7	11	17500	5.9	27	47	4.8	...	3
35...	77	25	20	20	...	5	5	8	...	5.4	17	45	4.2	...	4
36...	5	2
39...	148	57	30	30	...	27	27	7	15000	4.9	49	48	4.0	...	5
40...	93	30	21	20	1	9	9	4	26	46	4.7	...	4
41...	157	50	49	49	24	14000	6.2	24	47	4.6	...	2
35.....	*3109	1049	1034	1004	30	15	14	1	...	538	14000	5.3	494	60	4.1	3	64
1...	16	4
2...	60	22	22	20	2	8	...	4.6	14	45	3.4	...	1
5...	140	47	47	47	29	16500	4.9	18	58	4.1	...	3
6...	168	61	56	54	2	5	5	26	16500	4.8	32	51	3.6	...	5
10...	67	17	17	17	17	14500	4.8	2
11...	64	17	17	17	16	14500	4.9	1
12...	19	6	6	6	6	14000	4.2	3
13...	241	76	76	75	1	64	15000	5.8	12	67	5.2	2	3
14...	94	34	33	32	1	1	1	23	15500	5.8	9	59	4.9	...	1
15...	111	40	40	39	1	15	15000	5.2	23	68	3.7	...	3
17...	107	39	39	39	15	15000	5.3	24	83	3.0	...	3
18...	273	124	124	124	45	10500	5.4	76	69	3.2	...	10
19...	324	91	91	90	1	71	10000	5.3	19	60	5.3	...	12
20...	451	159	159	158	1	34	13000	4.7	123	56	4.4	...	6
21...	*120	42	42	32	10	16	15000	4.8	23	54	3.8	...	6
22...	173	57	56	54	2	1	1	22	16500	5.5	35	49	4.3	1	4
23...	132	50	47	41	6	3	3	17	16000	4.9	33	53	4.4

City Block Characteristics

Table 2.—CHARACTERISTICS OF HOUSING UNITS, BY BLOCKS: 1960—Con.

["Total population" contains no persons in group quarters unless preceded by asterisk: one asterisk (*) denotes less than 10 percent; two asterisks (**), 10 percent or more]

Blocks within census tracts	Total population	All housing units by condition and plumbing								Occupied housing units								
		Total	Sound			Deteriorating				Dilapidated	Owner occupied			Renter occupied			Occupied by non-white	1.01 or more persons per room
			Total	With all plumbing facilities	Lacking some or all facilities	Total	With all plumbing facilities	Lacking some or all facilities			Total	Average value (dollars)	Average number of rooms	Total	Average contract (dollars)	Average number of rooms		
								With flush toilet	No flush toilet									
24...	175	50	50	48	2	40	14000	5.7	10	70	4.7	...	5	
26...	15	4	2	
27...	129	41	
28...	4	2	26	16000	4.8	15	66	4.5	...	2	
29...	92	27	27	27	
30...	113	33	29	28	1	4	22	15000	5.8	5	66	5.2	
31...	21	6	5	5	...	1	1	1	...	15	17000	6.1	17	65	4.5	...	1	
36.....	*6074	1901	1890	1886	4	10	9	1	1	1034	17000	5.4	818	90	4.1	25	131	
4...	186	57	57	57	54	18000	5.8	2	3	
6...	69	22	22	22	21	14500	5.1	1	
7...	64	16	16	16	16	13000	5.1	2	
8...	70	18	18	18	18	14500	5.3	1	
9...	58	16	16	16	16	15000	5.2	
16...	83	20	20	20	20	14000	5.1	
17...	63	17	17	17	17	14500	4.6	4	
18...	60	14	14	14	13	14500	5.3	1	4	
19...	57	16	16	16	16	16000	5.4	3	
20...	45	16	16	16	16	18500	5.6	
21...	56	16	16	16	16	19500	5.6	
24...	41	11	11	11	11	14500	5.6	1	
25...	66	21	21	21	21	14500	5.1	1	
26...	51	13	13	13	13	14000	4.3	
27...	96	28	27	27	...	1	1	28	14000	5.1	2	
28...	34	12	12	12	12	17500	5.8	2	
29...	50	14	14	14	13	17500	5.7	
30...	63	18	18	18	17	15000	5.0	1	
31...	168	44	44	44	44	14500	5.3	2	
33...	48	15	15	15	15	14000	4.9	3	
34...	51	17	17	17	16	16000	5.4	1	1	
36...	75	21	21	21	21	17500	5.6	
37...	406	118	117	117	...	1	1	52	...	4.3	58	61	3.9	21	2	
38...	57	14	14	14	7	...	4.7	7	70	3.7	3	...	
39...	52	16	16	16	13	21000	6.3	2	
40...	110	31	31	31	31	19500	5.5	3	
41...	7	3	
42...	22	9	9	9	6	...	5.5	3	
43...	98	33	33	33	21	21000	6.4	11	74	5.9	
44...	189	58	58	58	26	17500	5.9	29	63	5.2	...	6	
45...	221	78	75	72	3	3	2	1	...	35	16500	6.5	40	68	5.4	...	1	
46...	202	62	62	62	36	20000	6.5	24	79	5.0	...	1	
48...	14	4	
49...	281	74	74	73	1	
50...	43	13	13	13	70	21000	5.7	2	6	
51...	20	4	12	23000	6.1	
53...	159	46	44	44	...	1	1	43	18000	6.2	1	
54...	118	33	33	33	33	14000	4.9	4	
55...	91	29	29	29	26	14000	4.8	2	1	
56...	1330	437	434	434	...	3	3	110	16000	4.9	319	104	4.0	22	33	
57...	125	43	43	43	27	16000	5.3	15	73	4.2	
58...	207	76	76	76	21	16500	5.0	49	113	4.0	...	3	
59...	126	42	42	42	19	15500	5.2	23	84	3.7	
60...	529	182	181	181	...	1	1	3	171	99	4.1	...	15	
61...	**113	54	54	54	2	52	35	3.2	3	...	
37.....	**3861	1166	1086	1074	12	73	71	2	7	637	19000	5.6	510	64	4.8	2	39	
1...	96	28	24	24	...	4	4	16	18500	5.4	11	78	4.8	...	2	
2...	54	20	20	20	7	...	4.7	13	59	5.2	...	1	
3...	143	53	52	52	...	1	1	33	26000	7.0	17	69	5.2	...	1	
4...	82	27	19	19	...	8	8	19	24000	6.3	4	1	
5...	130	46	38	38	...	8	8	25	20000	6.1	21	65	5.0	
6...	3	2	
7...	118	39	36	36	...	3	3	
8...	108	32	32	32	30	21000	5.8	9	74	4.9	
9...	46	14	14	14	31	23000	6.9	1	1	
10...	15	5	5	5	10	...	4.9	4	
11...	120	42	42	42	3	2	
12...	128	37	37	37	19	...	4.8	21	69	4.6	...	2	
13...	50	16	16	16	19	17500	5.6	18	52	4.6	
14...	165	65	65	64	1	8	16500	4.6	8	66	4.5	...	1	
15...	162	53	53	53	27	18500	5.4	37	69	4.9	
16...	186	62	62	62	33	20000	5.7	18	96	4.6	...	3	
17...	123	40	37	37	...	3	3	28	14500	6.5	33	68	5.0	...	2	
18...	90	33	29	29	...	4	4	25	22000	5.3	15	77	5.2	...	2	
19...	51	16	14	14	...	1	1	19	23000	5.3	14	73	4.9	...	1	
23...	197	65	42	41	1	21	20	1	1	13	18500	6.1	3	
24...	39	13	7	7	...	3	3	...	2	37	22000	5.7	28	58	5.0	...	2	
25...	95	33	32	31	1	3	6	15500	4.5	7	101	6.1	
26...	48	19	19	19	...	1	1	11	10000	5.3	22	56	5.2	...	2	
27...	121	44	44	38	6	9	...	5.6	10	53	5.1	
28...	116	40	40	40	18	18000	5.3	26	59	3.7	...	1	
29...	68	18	18	18	23	16000	5.3	17	45	4.1	...	2	
30...	88	28	28	28	8	...	5.3	10	67	5.1	
33...	*175	56	51	49	2	18	12000	5.6	9	66	5.4	...	1	
34...	210	78	73	73	...	5	4	1	...	16	11500	4.9	38	53	4.9	...	3	
35...	89	30	27	27	...	5	5	44	17000	5.4	34	59	4.5	...	1	
						2	2	...	1	18	15000	5.4	12	62	4.5	...	1	

Table 2.—CHARACTERISTICS OF HOUSING UNITS, BY BLOCKS: 1960—Con.

["Total population" contains no persons in group quarters unless preceded by asterisk: one asterisk (*) denotes less than 10 percent; two asterisks (**), 10 percent or more]

Blocks within census tracts	Total population	All housing units by condition and plumbing									Occupied housing units							
		Total	Sound			Deteriorating			Dilapidated	Owner occupied			Renter occupied			Occupied by non-white	1.01 or more persons per room	
			Total	With all plumbing facilities	Lacking some or all facilities	Total	With all plumbing facilities	Lacking some or all facilities		Total	Average value (dollars)	Average number of rooms	Total	Average contract rent (dollars)	Average number of rooms			
36...	20	5	4	4	...	1	1	5	11000	6.4
37...	62	20	20	20	17	10000	4.9	3	3
38...	59	20	20	20	12	13500	5.4	8	51	5.8	...	1
39...	76	26	24	24	...	2	2	11	...	5.5	13	62	4.9	...	3
44...	122	39	39	39	16	14000	5.3	23	64	5.1	...	3
45...	**401	1
46...	5	1
38.....	4112	1239	1212	1211	1	27	27	1024	7000	4.2	198	66	3.9	168	205
1....	492	139	136	136	...	3	3	78	10000	4.4	59	73	3.9	37	27
2....	12	4
3....	348	98	98	98	46	12500	4.3	50	63	4.0	12	16
4....	170	44	44	44	23	13500	4.2	20	61	4.0	17	12
5....	1670	517	506	506	...	11	11	466	7000	4.3	45	64	4.0	56	82
6....	717	201	201	201	198	7000	4.3	2	42
8....	140	43	41	40	1	2	2	41	6500	4.3	2	7
9....	299	103	99	99	...	4	4	100	4500	4.3	2	24	10
10....	45	14	14	14	9	9500	4.9	3	2	2
11....	18	6	6	6	5	...	5.0	1	1	...
12....	23	7	7	7	7	16500	6.1	1
13....	81	31	24	24	...	7	7	16	13500	4.9	15	66	3.1	1	1
15....	97	32	32	32	32	4500	4.3	16	6

U.S. CENSUS OF HOUSING: 1960

Series HC(3)-95

CITY BLOCKS

Greenwich Town, Conn.

Prepared under the supervision of
WAYNE F. DAUGHERTY, Chief
Housing Division




U.S. DEPARTMENT OF COMMERCE

Luther H. Hodges, Secretary

BUREAU OF THE CENSUS

Richard M. Scammon, Director (From May 1, 1961)

Robert W. Burgess, Director (To March 3, 1961)





BUREAU OF THE CENSUS

RICHARD M. SCAMMON, *Director* (From May 1, 1961)

ROBERT W. BURGESS, *Director* (To March 3, 1961)

A. ROSS ECKLER, *Deputy Director*

HOWARD C. GRIEVES, *Assistant Director*

CONRAD TAEUBER, *Assistant Director*

MORRIS H. HANSEN, *Assistant Director for Statistical Standards*

CHARLES B. LAWRENCE, JR., *Assistant Director for Operations*

WALTER L. KEHRES, *Assistant Director for Administration*

CALVERT L. DEDRICK, *Chief, International Statistical Programs Office*

A. W. VON STRUVE, *Acting Public Information Officer*

Housing Division—

WAYNE F. DAUGHERTY, *Chief*

DANIEL B. RATHBUN, *Assistant Chief*

BEULAH WASHABAUGH, *Special Assistant*

MILTON D. LIBBERMAN, *Chief, Coordination and Research*

Decennial Operations Division—GLEN S. TAYLOR, *Chief*

Electronic Systems Division—ROBERT F. DRURY, *Chief*

Field Division—JEFFERSON D. MCPIKE, *Chief*

Geography Division—WILLIAM T. FAY, *Chief*

Population Division—HOWARD G. BRUNSMAN, *Chief*

Statistical Methods Division—JOSEPH STEINBERG, *Chief*

Library of Congress Card Number: A61-9347

SUGGESTED CITATION

U.S. Bureau of the Census. *U.S. Census of Housing: 1960. Vol. III, City Blocks.*
Series HC(3), No. 95.

U.S. Government Printing Office, Washington, D.C., 1961.

For sale by the Superintendent of Documents, U.S. Government Printing Office, Washington 25, D.C.
or any of the Field Offices of the Department of Commerce — Price 25 cents.

Table 1.—CHARACTERISTICS OF HOUSING UNITS, FOR THE AREA: 1960

Subject	Number	Percent	Subject	Number	Percent
All housing units	16,708	100.0	Occupied housing units—Con.		
CONDITION AND PLUMBING			COLOR		
Sound	15,891	95.1	White	15,696	98.6
With all plumbing facilities	15,526	92.9	Nonwhite	226	1.4
Lacking some or all facilities	365	2.2	PERSONS PER ROOM		
Deteriorating	728	4.4	1.00 or less	15,162	95.2
With all plumbing facilities	599	3.6	1.01 or more	760	4.8
Lacking some or all facilities	129	0.8	AVERAGE NUMBER OF ROOMS		
With flush toilet	120	0.7	Owner occupied	7.1	...
No flush toilet	9	0.1	Renter occupied	4.3	...
Dilapidated	89	0.5	VALUE AND RENT		
Occupied housing units	15,922	100.0	Average value	31,600	...
TENURE			Average contract rent	119	...
Owner occupied	10,479	65.8			
Renter occupied	5,443	34.2			

NOTE.—On the map for Greenwich approximately 600 blocks are identified.

Table 2.—CHARACTERISTICS OF HOUSING UNITS, BY BLOCKS: 1960

["Total population" contains no persons in group quarters unless preceded by asterisk; one asterisk (*) denotes less than 10 percent; two asterisks (**), 10 percent or more]

Blocks within census tracts	Total population	All housing units by condition and plumbing							Occupied housing units									
		Total	Sound			Deteriorating			Dilapidated	Owner occupied			Renter occupied			Occupied by non-white	1.01 or more persons per room	
			Total	With all plumbing facilities	Lacking some or all facilities	Total	With all plumbing facilities	Lacking some or all facilities		Total	Average value (dollars)	Average number of rooms	Total	Average contract rent (dollars)	Average number of rooms			
GR-1.....	*4976	1506	1456	1438	18	47	39	4	4	3	1085	37000	8.1	271	167	5.3	4	35
1....	117	38	32	32	...	5	3	2	...	1	24	23000	6.5	9	129	5.1	1	2
2....	54	13	13	13	13	22000	5.8	4
3....	93	21	15	15	...	6	6	15	20000	6.3	6	92	4.2	...	4
4....	41	11	7	7	...	4	2	2	7	33000	8.1	4	1	1
5....	30	16	16	14	2	4	5	...	4.4	...	1
6....	105	31	30	30	...	1	1	...	19	41000	8.6	10	...	6.0	...	1
7....	29	10	9	9	...	1	1	6	38000	10.3	2
8....	102	27	27	27	22	40000	9.3	5	...	5.6	...	1
9....	14	4
11....	6	2
12....	13	4
13....	13	4
14....	14	4
16....	50	12	12	12	11	42000	7.4	1
17....	70	24	24	23	1	22	41000	8.1	2
18....	56	15	15	15	13	43000	7.7	2	1
19....	17	8	8	6	2	8	31000	6.3
20....	91	32	30	28	2	2	1	...	1	...	26	31000	6.0	6	141	4.7	...	2
21....	154	49	49	49	36	38000	8.3	13	100	6.3	1	2
22....	34	7	7	7	7	42000	7.0
23....	45	20	20	19	1	18	40000	7.3	2
24....	111	37	37	36	1	27	40000	9.0	10	189	5.1	...	1
26....	90	33	33	33	19	40000	9.3	5	...	5.8	...	1
27....	54	17	17	17	10	42000	10.5	3	1	1
28....	*94	24	24	24	20	40000	9.0	2
29....	68	24	22	22	2	2	1	...	1	...	17	33000	7.1	7	...	3.1	...	1
30....	74	31	30	30	...	1	20	37000	9.0	3
31....	4	1
32....	33	18	18	17	1	11	30000	6.5	4
33....	37	9	9	9	6	36000	8.3	2
34....	88	26	26	26	20	42000	8.5	2
35....	12	4
37....	31	11	11	11	8	40000	8.5
38....	86	24	24	24	23	42000	9.4
39....	39	13	13	13	7	42000	10.0	4
40....	27	7	7	7	5	...	6.6	2
41....	9	4
42....	154	43	43	43	36	42000	8.9	2
43....	12	3
45....	9	4
46....	80	20	20	20	14	42000	10.1	4
47....	141	39	39	39	28	41000	9.2	5	...	4.8	...	2
48....	67	17	17	17	16	42000	8.3	1
49....	5	1
51....	50	18	18	18	13	32000	8.1	1
54....	207	69	62	62	...	6	6	1	51	35000	7.7	9	180	4.9	...	2
55....	21	8	8	7	1	5	32000	8.2	3
56....	6	3
57....	18	4
58....	**403	88	82	82	...	6	6	47	35000	7.9	27	128	5.1	...	3
60....	221	64	64	64	37	40000	9.8	23	65	5.3

City Block Characteristics

Table 2.—CHARACTERISTICS OF HOUSING UNITS, BY BLOCKS: 1960—Con.

["Total population" contains no persons in group quarters unless preceded by asterisk; one asterisk (*) denotes less than 10 percent; two asterisks (**). 10 percent or more]

Blocks within census tracts	Total population	All housing units by condition and plumbing										Occupied housing units					
		Total	Sound			Deteriorating			Dilapidated	Owner occupied			Renter occupied				
			Total	With all plumbing facilities	Lacking some or all facilities	Total	With all plumbing facilities	Lacking some or all facilities		Total	Average value (dollars)	Average number of rooms	Total	Average contract rent (dollars)	Average number of rooms	Occupied by non-white	
																	With flush toilet
61...	75	21	21	21	17	41000	9.1	1
62...	*164	48	47	47	...	1	1	28	42000	9.8	15	242
63...	61	18	18	18	11	38000	7.4	5	...	6.0	...
64...	154	60	60	60	35	41000	9.3	8	282	6.1	...
65...	18	6	6	6	4	2
66...	17	8	8	8	4	4
67...	58	14	14	14	11	42000	9.6	2
68...	*34	10	10	10	5	42000	10.6	3
69...	22	9	9	9	8	38000	7.5
70...	231	74	73	72	1	1	59	34000	6.3	5	...	5.0	...
71...	25	9	8	8	...	1	1	5	...	7.0	4
72...	66	18	18	18	18	42000	6.9
74...	85	28	28	28	25	42000	7.0	2
75...	71	22	22	22	20	40000	7.5	1
76...	111	33	30	26	4	3	3	27	24000	6.0	5	81	4.2	...
77...	*201	54	50	50	...	4	4	38	42000	10.2	10	...	5.7	...
78...	9	3
79...	21	7	7	7	7	20000	5.1
80...	30	9	9	9	8	27000	6.4	1
81...	3	3
82...	121	36	33	31	2	3	3	26	30000	6.6	8	123	4.9	...
GR-2....	*5200	1483	1446	1425	21	31	28	3	...	6	1181	37000	8.1	197	150	5.1	6
1...	209	64	64	64	53	40000	7.1	6	125	4.0	...
2...	28	8	8	8	5	38000	6.8	1
3...	58	20	20	20	15	40000	7.9	5	...	6.2	...
5...	84	28	26	26	...	1	1	1	26	36000	6.8	1
6...	173	47	44	44	...	3	3	35	39000	8.1	6	...	6.3	...
7...	151	48	48	48	40	41000	9.1	3
8...	70	24	21	21	...	3	3	14	42000	9.5	8	...	5.3	...
9...	244	74	66	66	...	8	8	54	42000	8.9	14	219	5.4	...
10...	*109	26	26	25	1	22	42000	7.6	2
11...	130	33	33	33	30	42000	8.6	2	1
12...	198	51	51	50	1	48	42000	9.1	1
13...	45	15	15	15	10	39000	9.5	3
14...	69	16	16	16	15	42000	10.4	1
15...	189	58	57	57	1	41	40000	9.8	11	...	4.6	1
16...	**210	43	43	43	39	42000	8.9	3
17...	54	15	15	15	15	40000	8.4
18...	6	2
19...	168	44	43	43	...	1	1	39	41000	8.1	5	...	6.8	...
20...	163	47	46	46	...	1	1	41	42000	9.2	6	...	5.2	...
21...	150	43	40	39	1	2	2	1	35	31000	6.6	1
22...	158	52	48	48	...	4	3	1	41	37000	7.3	5	148	5.8	1
23...	525	144	142	133	9	2	...	2	120	30000	6.4	20	129	4.9	1
24...	88	23	23	22	1	15	29000	6.5	7	62	4.4	...
25...	49	13	13	11	2	8	42000	9.3	4
26...	9	2
27...	68	21	19	19	...	1	1	1	12	35000	6.8	7	75	4.4	...
28...	74	20	20	20	19	39000	7.2	1
29...	80	19	19	19	19	40000	7.4
30...	14	4
31...	309	88	84	81	3	4	4	63	29000	6.3	14	92	4.1	1
32...	64	24	23	23	1	22	24000	6.2
33...	92	28	28	28	10	22000	5.0	16	80	4.1	...
34...	48	11	11	10	1	8	22000	5.5	3
35...	150	50	50	50	40	37000	8.1	1
36...	34	9	9	9	9	35000	8.9
37...	23	6	6	6	4	1
38...	55	15	15	15	10	42000	10.5	4
39...	274	79	79	77	2	52	39000	9.5	20	166	4.6	...
40...	32	11	11	11	6	42000	10.5	1
41...	56	19	19	19	17	42000	8.1	2
42...	12	3	1
43...	130	39	39	39	36	42000	9.0	1
44...	*95	18	18	18	15	42000	8.5	2
45...	253	79	77	77	...	1	1	1	69	41000	9.4	7
GR-3....	*4133	1199	1173	1141	32	23	22	1	...	3	795	37000	8.6	320	118	4.6	18
1...	187	49	49	49	37	42000	9.5	7	...	6.3	...
2...	42	12	12	12	8	42000	9.5	2
3...	31	10	10	10	8	40000	9.9	1
4...	54	16	16	16	13	38000	9.0	3
5...	234	67	60	55	5	5	5	2	40	38000	9.3	21	75	4.0	...
6...	245	63	62	62	...	1	1	46	38000	8.8	13	121	4.8	1
7...	14	5	5	5	3	9	...	6.7	...
8...	**171	43	43	43	28	40000	9.6
9...	48	17	17	17	15	42000	9.0
10...	126	33	33	33	29	42000	10.4	1
11...	15	4
12...	56	19	18	18	...	1	1	17	42000	7.4	2
13...	43	11	11	11	10	42000	7.8	1
14...	141	43	43	43	40	41000	8.3	3
15...	243	75	72	72	...	3	3	48	42000	8.7	23	155	4.1	...
16...	39	12	12	12	7	42000	8.6	4
18...	19	6	6	6	5	41000	9.0

Table 2.—CHARACTERISTICS OF HOUSING UNITS, BY BLOCKS: 1960—Con.

["Total population" contains no persons in group quarters unless preceded by asterisk; one asterisk (*) denotes less than 10 percent; two asterisks (**), 10 percent or more]

Blocks within census tracts	Total population	All housing units by condition and plumbing									Occupied housing units								
		Sound					Deteriorating				Dilapidated	Owner occupied			Renter occupied			Occupied by non-white	1.01 or more persons per room
		Total	With all plumbing facilities	Lacking some or all facilities	Total	With all plumbing facilities	Lacking some or all facilities		Total	Average value (dollars)		Average number of rooms	Total	Average contract rent (dollars)	Average number of rooms				
							With flush toilet	No flush toilet											
19...	*104	27	25	25	...	2	2	21	41000	9.1	5	...	4.6	...	1	
20...	19	8	8	8	7	42000	9.7	1	
21...	47	12	12	12	8	42000	10.4	4	
22...	142	41	41	41	38	37000	8.2	1	
23...	**44	10	10	10	3	6	...	4.3	
24...	14	5	5	4	1	4	
25...	14	4	
26...	29	9	9	9	9	39000	9.0	
27...	38	10	10	10	9	42000	8.8	1	1	...	
28...	48	11	11	11	7	42000	11.0	3	1	
29...	37	11	11	11	11	26000	7.5	
30...	41	12	12	12	11	33000	6.2	
31...	**239	30	30	30	29	39000	7.7	1	
32...	*170	63	63	63	33	27000	7.1	24	86	5.2	1	...	
33...	324	107	107	103	4	58	25000	7.4	46	81	4.5	1	4	
34...	201	78	78	66	12	30	40000	9.6	35	121	2.2	...	5	
35...	106	39	39	39	23	41000	9.7	13	132	5.0	
36...	2	1	
37...	119	36	36	33	3	14	20000	6.9	22	75	4.9	2	1	
38...	167	53	52	50	2	1	1	26	25000	6.8	24	80	4.8	11	5	
39...	53	16	16	14	2	12	30000	7.0	4	
40...	21	5	5	5	3	2	
41...	60	20	16	16	...	4	4	13	42000	8.5	5	111	3.8	
42...	57	16	16	16	11	40000	10.1	4	
43...	29	8	7	7	...	1	1	4	3	
45...	90	27	26	26	...	1	1	16	40000	9.1	7	210	6.0	
46...	23	8	8	8	5	3	
47...	31	11	10	10	...	1	1	8	38000	9.1	2	
48...	86	21	19	17	2	2	1	1	13	31000	7.2	7	58	3.9	...	5	
49...	11	4	
50...	**59	11	10	9	1	1	6	37000	9.7	2	
GR-4...	3940	1180	1155	1133	22	14	8	3	3	11	888	20000	5.5	257	79	4.2	...	68	
2...	416	119	118	117	1	1	1	95	21000	5.5	21	68	5.1	...	4	
3...	113	38	38	38	32	22000	5.8	2	
4...	7	3	
5...	95	33	32	32	1	22	15000	5.7	7	92	4.7	...	1	
6...	43	10	10	9	1	8	22000	5.9	2	
7...	31	8	8	7	1	8	22000	5.6	2	
8...	4	1	
9...	8	4	6	
10...	283	87	77	71	6	3	1	2	...	7	65	22000	5.7	16	80	4.2	...	6	
11...	132	37	35	35	...	2	2	24	24000	6.2	12	58	4.0	...	2	
12...	47	17	17	17	15	17000	5.6	1	
13...	50	15	14	13	1	1	12	22000	4.7	3	3	
14...	73	20	20	20	11	18500	6.3	8	64	4.6	...	2	
15...	63	24	24	22	2	20	21000	4.9	2	
16...	105	33	32	32	1	27	13500	5.2	6	...	4.5	
18...	152	48	48	48	43	18500	5.5	4	
19...	7	2	2	
20...	62	13	13	13	13	21000	5.7	
21...	52	19	19	19	17	19000	5.9	
22...	59	17	17	17	16	22000	6.4	1	1	
23...	170	48	48	48	46	16500	5.7	1	
24...	71	22	22	22	19	22000	5.7	3	1	
25...	106	23	23	23	23	22000	6.2	1	
26...	135	42	41	40	1	1	1	32	16500	5.3	8	60	3.4	...	4	
27...	13	6	6	6	5	19500	5.2	
28...	93	27	27	27	17	22000	4.8	9	83	4.1	...	1	
29...	21	7	7	7	6	23000	5.5	1	
30...	31	10	10	8	2	9	21000	5.8	1	
31...	87	22	22	22	15	20000	5.3	7	61	3.9	...	3	
32...	17	7	7	7	6	15000	5.5	1	
33...	144	38	36	36	...	1	1	1	31	19500	5.4	6	79	4.3	...	3	
34...	189	53	53	48	5	23	20000	5.6	30	90	4.1	...	10	
35...	14	4	
36...	80	24	24	24	19	21000	4.7	5	84	3.6	...	1	
37...	69	25	25	25	17	21000	5.0	8	77	3.8	...	1	
38...	31	13	13	13	5	8	78	3.8	
39...	2	1	
40...	173	51	49	47	2	2	2	27	21000	4.8	22	57	4.3	...	8	
41...	11	4	
42...	225	67	66	66	...	1	...	1	44	17500	5.4	22	76	4.2	...	6	
43...	121	34	34	34	26	21000	5.2	8	103	4.5	...	2	
44...	105	32	32	32	28	18500	5.5	4	1	
45...	109	33	33	33	18	18000	5.4	15	88	4.5	...	2	
46...	8	3	
48...	55	17	17	17	10	18000	4.6	7	98	4.3	
49...	24	9	9	9	9	17000	4.2	
50...	23	7	7	7	6	24000	6.7	1	
51...	11	3	
GR-5...	*5112	1615	1497	1471	26	101	74	25	2	17	613	20000	5.4	969	94	4.1	124	186	
1...	29	12	12	12	3	9	100	3.2	...	1	
2...	67	32	29	29	7	34000	7.4	20	119	4.5	...	1	
3...	597	216	215	210	5	1	48	24000	5.6	166	157	4.0	...	3	

City Block Characteristics

Table 2.—CHARACTERISTICS OF HOUSING UNITS, BY BLOCKS: 1960—Con.

["Total population" contains no persons in group quarters unless preceded by asterisk; one asterisk (*) denotes less than 10 percent; two asterisks (**), 10 percent or more]

Blocks within census tracts	Total population	All housing units by condition and plumbing								Occupied housing units									
		Total	Sound			Deteriorating				Dilapidated	Owner occupied			Renter occupied			Occupied by non-white	1.01 or more persons per room	
			Total	With all plumbing facilities	Lacking some or all facilities	Total	With all plumbing facilities	Lacking some or all facilities			Total	Average value (dollars)	Average number of rooms	Total	Average contract rent (dollars)	Average number of rooms			
								With flush toilet	No flush toilet										
4...	287	94	93	93	...	1	1	37	16500	5.8	54	92	4.7	10	9	
5...	238	77	75	75	2	22	17500	5.4	54	94	4.1	12	6	
6...	91	35	33	33	...	2	14	19500	5.5	21	61	4.1	8	2	
7...	160	51	47	46	1	4	24	15500	5.6	26	75	3.8	13	5	
8...	56	20	20	20	7	27000	5.3	11	88	3.9	...	1	
9...	82	31	24	24	...	4	3	12	14000	4.8	14	76	4.1	...	4	
10...	44	12	12	12	4	8	71	3.9	...	5	
11...	334	99	94	88	6	3	3	2	41	16500	4.9	57	75	3.9	6	20	
12...	67	20	20	17	3	6	...	4.3	13	59	4.2	...	2	
13...	13	4	
14...	18	4	
16...	111	36	30	30	...	3	1	2	...	3	17	21000	5.4	19	77	3.9	3	3	
17...	104	28	28	28	17	23000	5.9	11	95	4.7	...	3	
18...	1017	276	269	263	6	7	4	2	1	...	102	20000	5.4	173	76	4.1	22	56	
19...	67	20	20	20	10	...	5.6	9	67	4.4	
20...	37	13	13	13	2	9	52	4.0	4	1	
21...	35	12	12	11	1	3	9	71	3.8	...	1	
22...	12	5	5	5	1	4	
23...	332	104	73	72	1	30	29	1	...	1	57	18500	5.2	45	78	4.2	12	10	
24...	17	5	5	5	4	1	...	4.2	11	25	
25...	95	36	36	36	18	23000	6.6	18	111	3.6	1	...	
26...	98	31	31	31	15	23000	5.9	16	89	4.4	...	1	
29...	145	42	25	25	...	15	15	2	19	23000	5.1	23	79	3.9	11	8	
30...	*115	30	22	22	...	8	8	17	22000	5.5	13	76	3.9	3	4	
31...	*214	69	68	68	...	1	...	1	19	...	4.7	47	85	4.4	2	8	
32...	100	36	21	21	...	15	9	6	14	15000	4.9	21	62	3.3	5	7	
33...	511	145	139	137	2	6	3	2	1	...	57	19500	5.4	86	75	4.1	11	25	
34...	59	20	20	20	12	21000	5.2	8	95	4.3	
GR-6...	*3180	1509	1380	1246	134	114	70	44	...	15	239	28000	6.9	1202	129	3.4	14	56	
1...	*147	65	63	63	...	2	2	17	20000	5.1	45	103	3.6	1	2	
2...	304	178	178	159	19	9	25000	6.1	158	194	4.4	1	4	
3...	383	199	199	196	3	24	39000	7.5	167	173	3.8	1	3	
4...	10	4	
5...	80	41	41	31	10	12	34000	8.6	28	79	2.4	...	1	
6...	*351	178	117	115	2	61	41	20	10	18000	6.1	158	129	3.1	...	5	
7...	*194	116	102	40	62	13	13	1	9	...	5.9	91	69	2.0	8	11	
8...	69	31	31	30	1	9	29000	8.7	19	98	2.5	...	3	
9...	**33	6	6	5	1	4	1	
10...	**63	11	11	11	10	34000	9.3	1	1	
11...	45	15	15	15	12	24000	8.1	3	
12...	80	30	30	30	21	27000	7.9	7	91	6.3	...	2	
13...	*253	114	113	85	28	1	1	24	27000	6.5	89	140	2.7	...	4	
14...	*201	98	90	86	4	7	7	6	...	6.3	89	80	3.1	1	4	
15...	*297	137	133	133	...	1	1	37	25000	6.6	98	169	3.6	1	...	
16...	151	66	58	56	2	8	38000	5.3	57	98	3.7	...	4	
17...	*133	58	56	54	2	2	11	28000	6.4	46	125	3.7	...	3
19...	43	19	19	19	1	17	106	4.3	
20...	63	22	22	22	5	...	5.6	17	84	3.7	...	3	
21...	188	72	71	71	...	1	1	10	...	5.9	59	81	4.4	...	2	
22...	92	49	21	21	...	28	4	24	48	61	2.4	1	4	
GR-7...	*4090	1375	1341	1328	13	27	20	7	...	7	584	30000	6.9	741	150	4.4	35	59	
1...	111	32	31	31	...	1	1	32	34000	7.4	
2...	90	28	28	28	27	42000	10.4	
3...	8	2	
4...	94	24	24	24	22	42000	9.3	
5...	94	27	27	27	27	41000	7.1	
6...	54	17	17	16	1	15	38000	6.8	
7...	887	398	398	397	1	16	31000	5.8	360	210	4.5	1	1	
8...	34	11	10	10	...	1	1	9	21000	6.1	2	
9...	79	28	28	28	22	23000	7.1	4	
10...	30	12	12	12	6	...	5.3	6	115	4.3	
11...	222	73	72	70	2	1	1	52	21000	6.7	19	125	4.6	...	3	
12...	829	236	225	225	...	7	7	4	64	23000	6.1	167	88	4.3	22	27	
13...	36	11	11	11	11	42000	9.4	
14...	135	36	36	34	2	36	42000	9.3	
15...	46	10	10	10	9	42000	8.3	1	
16...	75	17	17	17	16	28000	5.9	3	
17...	119	32	32	32	32	22000	5.6	2	
18...	131	33	33	33	33	21000	5.0	4	
19...	26	7	7	7	6	42000	8.5	
20...	112	38	31	29	2	6	6	1	14	...	5.8	23	84	4.0	7	1	
21...	205	72	71	71	...	1	1	31	27000	7.0	39	116	4.7	...	10	
22...	340	111	105	102	3	4	2	2	...	2	46	21000	5.7	62	77	3.9	5	...	
23...	112	46	45	45	...	1	1	26	24000	6.3	17	105	3.8	...	4	
24...	*97	31	31	31	17	30000	7.6	13	121	4.0	...	1	
25...	124	43	38	36	2	5	...	5	14	23000	5.9	27	73	4.1	...	3	
GR-8...	4061	1267	1110	1079	31	150	147	3	...	7	899	25000	6.2	325	104	4.4	...	67	
1...	43	11	11	11	9	35000	6.7	2	
2...	396	124	124	124	105	32000	7.2	9	340	4.9	
3...	122	35	33	33	...	2	2	29	23000	6.3	6	97	5.5	...	1	
4...	179	53	48	46	2	4	4	43	20000	5.9	7	113	4.3	...	4	
5...	34	10	9	9	1	6	...	4.3	4	2	
6...	20	7	6	6	...	1	1	4	2	

City Block Characteristics

Table 2.—CHARACTERISTICS OF HOUSING UNITS, BY BLOCKS: 1960—Con.

["Total population" contains no persons in group quarters unless preceded by asterisk; one asterisk (*) denotes less than 10 percent; two asterisks (**), 10 percent or more]

Blocks within census tracts	Total population	All housing units by condition and plumbing									Occupied housing units							
		Total	Sound			Deteriorating			Dilapidated	Owner occupied			Renter occupied			1.01 or more persons per room		
			Total	With all plumbing facilities	Lacking some or all facilities	Total	With all plumbing facilities	Lacking some or all facilities		Total	Average value (dollars)	Average number of rooms	Total	Average contract rent (dollars)	Average number of rooms		Occupied by non-white	
								With flush toilet										No flush toilet
21...	54	12	11	11	...	1	1	10	31000	8.1	2	1
22...	104	33	16	16	...	17	17	26	19000	6.3	6	75
23...	115	36	33	33	...	3	3	26	33000	6.9	9	120
24...	165	50	49	49	...	1	1	41	31000	7.3	7	126
25...	178	50	50	50	42	31000	7.1	8	135	2
26...	149	53	53	53	17	32000	7.3	33	121
27...	38	15	13	13	...	2	2	5	...	4.8	9	116
28...	195	58	55	55	...	3	3	40	23000	6.6	17	126
29...	212	62	59	59	...	3	3	57	31000	6.8	4	1
30...	27	6	5	5	...	1	1	5	25000	6.6	1
31...	30	9	9	9	8	25000	6.6
32...	58	16	16	16	14	26000	6.8	2
33...	135	47	45	45	...	2	2	39	26000	6.7	5	221
34...	102	32	32	32	32	36000	6.8
35...	120	37	37	37	31	36000	7.0	4	1
36...	47	15	15	15	13	33000	7.4	2
37...	48	19	18	18	...	1	1	13	36000	8.0	4
38...	24	7	6	6	...	1	1	7	32000	7.3
39...	41	11	11	11	8	32000	6.5	3
40...	33	11	11	11	10	29000	6.7	1
41...	42	10	10	10	9	30000	7.0	1
42...	39	11	11	11	10	31000	7.1	1
43...	18	4
44...	57	12	12	12	10	42000	10.3	2
45...	87	25	25	25	20	36000	7.1	4
46...	88	25	25	25	22	26000	6.3	2
47...	73	21	20	20	...	1	1	16	29000	6.3	5	109	5.8
48...	658	209	205	204	1	4	2	2	158	41000	8.7	35	138	5.4
49...	114	34	32	32	...	2	2	29	26000	6.7	5	6.6
50...	231	70	70	70	55	33000	7.1	10	230	6.2
51...	84	20	20	20	20	34000	8.1
52...	24	8	8	8	5	42000	8.4	2
53...	28	8	8	8	8	32000	7.3
54...	38	12	12	12	10	35000	7.5	2
55...	55	13	13	13	13	41000	8.8
56...	86	22	21	21	...	1	1	19	36000	7.5	3	1
57...	47	13	13	13	12	40000	8.8
58...	15	5	5	5	4
59...	9	4
60...	39	10	10	10	9	42000	8.4
61...	14	4
62...	**53	11	10	10	...	1	1	9	42000	10.1	2
63...	63	18	18	18	17	37000	8.8
64...	**55	12	12	12	9	42000	8.6	3
65...	34	8	8	8	7	42000	9.9
66...	28	7	7	7	7	42000	9.9
67...	3	1
68...	14	5	5	5	4
GR-11...	*4772	1273	1239	1237	2	34	34	1157	37000	7.7	86	211	6.0
3...	367	111	109	109	...	2	2	104	32000	6.5	6	234	6.0
4...	18	7	7	7	6	42000	7.2	1
5...	46	10	10	10	9	34000	7.0	1
6...	14	5	4	4	...	1	1	4
7...	4	1
8...	23	8	3	3	...	5	5	4	4	1
9...	81	22	19	19	...	3	3	19	30000	6.4	2
10...	3	1
11...	57	12	11	11	...	1	1	7	36000	8.4	5	5.8
12...	136	36	36	36	31	32000	6.4	4	1
14...	47	13	12	12	...	1	1	13	28000	6.5
15...	**34	5	5	5	4	1
16...	28	8	7	7	...	1	1	8	35000	8.3	5
17...	312	86	74	74	...	12	12	67	39000	7.5	16	126	4.9
18...	209	49	49	49	44	40000	7.4	5	6.4
19...	81	19	19	19	18	42000	7.5	1
20...	99	23	23	23	23	40000	7.5
21...	57	15	15	15	15	42000	7.6
22...	330	85	84	83	1	1	1	84	41000	7.6
23...	92	25	25	25	25	41000	7.8
24...	*81	20	20	20	20	42000	8.3
25...	39	11	11	11	10	28000	6.3
26...	116	35	33	33	...	2	2	32	32000	6.9	2	2
27...	331	83	82	82	...	1	1	76	39000	8.9	7	6.0
28...	5	2
29...	31	8	8	8	8	28000	6.8
30...	29	7	6	6	...	1	1	6	34000	7.8	1
32...	141	34	34	34	33	38000	7.7	1
33...	91	23	23	23	23	30000	7.5
34...	128	35	35	35	32	35000	7.4	1
35...	85	19	19	19	18	34000	8.2	1
36...	40	13	13	13	13	41000	8.0	1
37...	130	34	34	34	32	27000	6.3	1
38...	187	43	42	42	...	1	1	42	36000	7.5	1
39...	611	182	182	182	156	41000	8.6	16	305	6.5
40...	44	16	16	16	13	41000	7.5	1
41...	49	15	15	15	13	42000	7.6	1

U.S. CENSUS OF HOUSING: 1960

Series HC(3)-96

CITY BLOCKS

Hartford, Conn.

Prepared under the supervision of
WAYNE F. DAUGHERTY, Chief
Housing Division




U.S. DEPARTMENT OF COMMERCE

Luther H. Hodges, Secretary

BUREAU OF THE CENSUS

Richard M. Scammon, Director (From May 1, 1961)

Robert W. Burgess, Director (To March 3, 1961)





BUREAU OF THE CENSUS

RICHARD M. SCAMMON, *Director* (From May 1, 1961)
ROBERT W. BURGESS, *Director* (To March 3, 1961)

A. ROSS ECKLER, *Deputy Director*
HOWARD C. GRIEVES, *Assistant Director*
CONRAD TAEUBER, *Assistant Director*
MORRIS H. HANSEN, *Assistant Director for Statistical Standards*
CHARLES B. LAWRENCE, JR., *Assistant Director for Operations*
WALTER L. KEHRES, *Assistant Director for Administration*
CALVERT L. DEDRICK, *Chief, International Statistical Programs Office*
A. W. VON STRUVE, *Acting Public Information Officer*

Housing Division—

WAYNE F. DAUGHERTY, *Chief*
DANIEL B. RATHBUN, *Assistant Chief*
BEULAH WASHADAUGH, *Special Assistant*
MILTON D. LIBBERMAN, *Chief, Coordination and Research*

Decennial Operations Division—GLEN S. TAYLOR, *Chief*
Electronic Systems Division—ROBERT F. DRURY, *Chief*
Field Division—JEFFERSON D. MCPHKE, *Chief*
Geography Division—WILLIAM T. FAY, *Chief*
Population Division—HOWARD G. BRUNSMAN, *Chief*
Statistical Methods Division—JOSEPH STEINBERG, *Chief*

Library of Congress Card Number: A61-9347

SUGGESTED CITATION

U.S. Bureau of the Census. *U.S. Census of Housing: 1960. Vol. III, City Blocks.*
Series HC(3), No. 96.
U.S. Government Printing Office, Washington, D.C., 1961.

For sale by the Superintendent of Documents, U.S. Government Printing Office, Washington 25, D.C.
or any of the Field Offices of the Department of Commerce — Price 25 cents.

Table 1.—CHARACTERISTICS OF HOUSING UNITS, FOR THE CITY: 1960

Subject	Number	Percent	Subject	Number	Percent
All housing units	57,653	100.0	Occupied housing units—Con.		
CONDITION AND PLUMBING			COLOR		
Sound	49,141	85.2	White	47,783	87.5
With all plumbing facilities	44,596	77.4	Nonwhite	6,852	12.5
Lacking some or all facilities	4,545	7.9			
Deteriorating	6,754	11.7	PERSONS PER ROOM		
With all plumbing facilities	5,277	9.2	1.00 or less	49,582	90.8
Lacking some or all facilities	1,477	2.6	1.01 or more	5,053	9.2
With flush toilet	1,475	2.6			
No flush toilet	2	...	AVERAGE NUMBER OF ROOMS		
Dilapidated	1,758	3.0	Owner occupied	5.9	...
			Renter occupied	3.8	...
Occupied housing units	54,635	100.0	VALUE AND RENT		
TENURE			Average value	17,500	...
Owner occupied	13,526	24.8	Average contract rent	69	...
Renter occupied	41,109	75.2			

¹ NOTE.—On the map for Hartford approximately 900 blocks are identified.

Table 2.—CHARACTERISTICS OF HOUSING UNITS, BY BLOCKS: 1960

("Total population" contains no persons in group quarters unless preceded by asterisk; one asterisk (*) denotes less than 10 percent; two asterisks (**), 10 percent or more)

Blocks within census tracts	Total population	All housing units by condition and plumbing								Occupied housing units									
		Total	Sound			Deteriorating			Dilapidated	Owner occupied			Renter occupied			Occupied by non-white	1.01 or more persons per room		
			Total	With all plumbing facilities	Lacking some or all facilities	Total	With all plumbing facilities	Lacking some or all facilities		Total	Average value (dollars)	Average number of rooms	Total	Average contract rent (dollars)	Average number of rooms				
HA-1.....	*3500	1164	638	622	16	517	513	4	...	9	281	13500	5.4	852	66	4.4	7	90	
1.....	426	159	155	155	...	4	4	29	17000	5.4	122	71	4.1	...	14	
2.....	375	132	132	129	3	31	13500	5.5	93	72	4.5	...	7	
3.....	230	85	85	83	2	20	...	5.1	63	73	4.3	...	3	
4.....	328	104	96	89	7	7	5	2	...	1	29	...	5.9	74	74	4.4	...	9	
5.....	*379	113	112	111	1	1	1	12	...	4.9	100	60	4.6	1	15	
6.....	158	55	1	1	...	54	54	14	...	4.5	37	61	4.3	...	7	
7.....	316	99	4	4	...	88	86	2	...	7	32	10000	5.5	65	65	4.4	5	12	
8.....	468	148	15	15	...	132	132	1	39	14000	5.6	107	62	4.6	...	6	
9.....	470	147	12	12	...	135	135	27	...	5.2	119	63	4.5	1	14	
10.....	*350	122	26	23	3	96	96	48	...	5.8	72	60	4.7	...	3	
HA-2.....	**2960	862	808	790	18	45	38	7	...	9	164	13500	5.7	672	65	4.0	1	58	
1.....	*328	94	77	76	1	10	10	7	10	...	5.3	78	66	4.6	...	10	
2.....	*461	204	200	200	...	3	3	1	20	...	6.4	179	65	2.9	...	6	
3.....	245	83	55	55	...	28	22	6	18	13500	5.3	60	59	4.5	1	9	
4.....	413	149	148	143	5	1	1	28	13500	4.0	118	62	4.1	...	10	
5.....	**674	69	69	64	5	8	13500	4.6	57	70	3.6	...	6	
6.....	288	85	85	84	1	23	13500	6.3	62	61	4.9	...	7	
7.....	*333	110	108	102	6	1	...	1	36	15500	6.8	73	75	4.1	...	7	
8.....	218	68	66	66	...	2	2	21	13500	5.3	45	57	4.6	...	3	
HA-3.....	**5637	2395	1869	1405	464	480	308	172	...	46	137	20000	5.3	2084	62	3.1	7	191	
1.....	**486	209	191	120	71	18	13	5	6	13500	4.0	194	62	2.8	1	22	
2.....	**435	177	139	90	49	26	5	21	...	12	9	25000	5.9	154	49	3.4	...	17	
3.....	482	199	162	146	16	31	31	6	11	16500	5.9	180	60	3.6	...	21	
4.....	*464	187	97	70	27	80	53	27	...	10	33	25000	5.1	141	66	3.3	5	16	
5.....	**427	228	215	118	97	13	13	16	...	5.1	182	64	2.5	...	6	
6.....	481	213	96	90	6	111	97	14	...	6	14	...	4.4	191	63	3.5	...	22	
7.....	**275	113	105	65	40	8	6	2	3	106	62	2.7	...	15	
8.....	651	386	275	177	98	111	37	74	9	...	7.0	357	60	2.2	...	29	
9.....	*348	135	99	74	25	24	15	9	...	12	12	...	4.8	109	56	3.6	...	17	
10.....									13	23000	5.4	220	67	3.8	1	21	
11.....	609	263	263	243	20	2	31	66	4.9	
12.....	**509	36	36	36	9	...	6.3	219	72	3.4	...	5	
13.....	*470	249	191	176	15	58	38	20	
HA-4.....	*2783	1063	965	944	21	97	81	16	...	1	61	18000	5.0	938	67	3.6	81	111	
5.....	159	51	51	49	2	9	...	4.7	39	49	4.2	...	7	
6.....	1116	323	323	323	...	9	9	2	313	62	4.0	80	67	
7.....	330	143	134	134	...	9	9	9	...	5.0	133	65	3.4	...	8	
8.....	392	169	148	147	1	21	20	1	26	19000	5.5	136	73	3.4	1	8	
9.....	115	56	19	18	1	37	35	2	54	90	3.4	...	3	
10.....	*270	154	131	116	15	23	10	13	3	146	65	2.8	...	5	
12.....	152	60	60	60	1	44	50	4.0	...	6	
16.....	54	19	11	9	2	7	7	8	11500	4.8	8	46	4.4	...	2	
17.....	195	88	88	88	3	65	98	3.8	...	5	
HA-5.....	**2607	1075	986	784	202	82	55	27	...	7	48	36000	4.7	951	59	3.1	12	94	
1.....	14	4	30	35	3.7	...	3
2.....	**119	35	35	34	1	2	
3.....	*194	62	61	58	3	1	...	1	4	58	51	3.9	1	9	

City Block Characteristics

Table 2.—CHARACTERISTICS OF HOUSING UNITS, BY BLOCKS: 1960—Con.

["Total population" contains no persons in group quarters unless preceded by asterisk: one asterisk (*) denotes less than 10 percent; two asterisks (**), 10 percent or more]

Table with 18 columns: Blocks within census tracts, Total population, and housing unit characteristics categorized by condition and plumbing (Sound, Deteriorating, Dilapidated) and occupancy (Owner occupied, Renter occupied). Rows represent various census tracts including 4... through 18..., HA-6..., HA-7..., HA-8..., HA-9..., HA-10-A..., HA-10-B..., and HA-11-A....

Table 2.—CHARACTERISTICS OF HOUSING UNITS, BY BLOCKS: 1960—Con.

["Total population" contains no persons in group quarters unless preceded by asterisk: one asterisk (*) denotes less than 10 percent; two asterisks (**), 10 percent or more]

Table with columns: Blocks within census tracts, Total population, All housing units by condition and plumbing (Sound, Deteriorating, Dilapidated), Occupied housing units (Owner occupied, Renter occupied), and 1.01 or more persons per room. Rows include individual block data and summary rows for HA-21, HA-22, and HA-23.

Table 2.—CHARACTERISTICS OF HOUSING UNITS, BY BLOCKS: 1960—Con.

["Total population" contains no persons in group quarters unless preceded by asterisk: one asterisk (*) denotes less than 10 percent; two asterisks (**), 10 percent or more]

Table with 17 columns: Blocks within census tracts, Total population, All housing units by condition and plumbing (Total, Sound, Deteriorating, Dilapidated), and Occupied housing units (Owner occupied, Renter occupied, Occupied by non-white). Rows represent census tracts from 19 to 18.

Table 2.—CHARACTERISTICS OF HOUSING UNITS, BY BLOCKS: 1960—Con.

["Total population" contains no persons in group quarters unless preceded by asterisk; one asterisk (*) denotes less than 10 percent; two asterisks (**), 10 percent or more]

Table with columns: Blocks within census tracts, Total population, All housing units by condition and plumbing (Sound, Deteriorating, Dilapidated), Occupied housing units (Owner occupied, Renter occupied), Occupied by non-white, and 1.01 or more persons per room. Rows include blocks HA-29, HA-30, HA-31, HA-32, HA-33, HA-34, HA-35-A, HA-35-B.

Table 2.—CHARACTERISTICS OF HOUSING UNITS, BY BLOCKS: 1960—Con.

["Total population" contains no persons in group quarters unless preceded by asterisk: one asterisk (*) denotes less than 10 percent; two asterisks (**), 10 percent or more]

Blocks within census tracts	Total population	All housing units by condition and plumbing								Occupied housing units							
		Sound				Deteriorating				Owner occupied			Renter occupied				
		Total	With all plumbing facilities	Lacking some or all facilities	Total	With all plumbing facilities	Lacking some or all facilities	Dilapidated	Total	Average value (dollars)	Average number of rooms	Total	Average contract rent (dollars)	Average number of rooms	Occupied by non-white	1.01 or more persons per room	
4...	190	58	58	58	40	13000	6.0	16	74	6.0	...	1
5...	407	128	128	128	47	12000	5.6	78	74	4.0	...	17
6...	257	98	98	97	1	25	12500	5.5	70	82	4.4	...	3
7...	209	81	81	80	1	27	16000	5.6	54	80	4.2	...	3
8...	234	97	96	96	...	1	1	36	16000	5.6	61	85	4.2	...	3
9...	176	57	57	57	32	14500	5.9	23	76	5.3	...	2
10...	31	8	8	8	6	16500	6.2	2	1	
11...	50	13	13	13	12	16500	6.2	1	1
12...	134	38	38	38	34	15500	5.5	4	2
13...	136	41	41	41	34	14000	5.5	6	72	6.0	...	5
14...	118	34	33	33	...	1	1	20	17500	6.6	14	76	4.5	...	2
15...	178	62	57	56	1	1	1	...	4	27	...	5.5	34	79	5.1	...	1
18...	*191	62	62	61	1	20	...	5.3	42	72	5.2	...	1
19...	*233	83	80	79	1	3	3	34	16000	6.1	48	80	4.3	...	3
20...	197	65	63	61	2	2	2	32	18500	5.8	31	64	5.2	...	6
21...	24	6	5	5	...	1	1	2	4
22...	95	31	31	31	30	14000	5.1	1	2
23...	81	21	21	21	21	13500	5.1	3
24...	67	18	18	18	17	15000	6.6	1
25...	137	44	44	44	34	15000	5.2	9	77	5.1	...	3
26...	142	44	44	44	36	15500	6.4	8	78	5.4	...	2
27...	166	43	43	43	34	15000	6.7	9	79	4.7	...	2
28...	*133	39	38	38	...	1	1	27	17500	6.9	11	80	4.6	...	4
29...	101	24	24	24	16	20000	6.3	8	70	5.4	...	2
30...	91	30	30	30	18	15000	5.1	12	68	4.8	...	3
31...	54	15	15	15	10	17500	5.4	5	88	5.6	...	2
32...	112	33	32	32	...	1	1	21	14000	5.6	12	70	5.2	...	3
33...	145	49	49	49	31	16500	5.9	18	69	5.7
34...	62	19	19	19	14	18500	5.9	5	73	5.4
35...	141	40	40	40	25	17500	6.6	15	70	5.4
HA-40-B.	3716	1013	1004	1002	2	9	9	29	16500	4.9	798	48	4.1	243	335
1...	1153	279	279	278	1	9	18500	4.0	214	51	4.5	76	109
3...	29	8	8	8	8	15000	5.4	1
5...	1503	480	471	471	...	9	9	5	16000	4.0	394	44	3.6	105	126
6...	593	130	130	130	1	111	55	4.6	34	52
8...	409	110	110	109	1	1	78	49	4.4	28	46
9...	29	6	6	6	5	...	6.6	1	1
HA-40-C.	*2474	742	710	709	1	32	31	1	...	570	15500	5.6	161	93	4.9	...	33
1...	13	5	5	5	5	14500	6.0
2...	12	5	5	5	4	1
3...	29	6	6	6	5	...	7.0	1	1
4...	203	81	78	78	...	3	2	1	...	20	15500	5.1	57	121	4.2	...	1
5...	144	47	41	41	...	6	6	26	15000	5.5	21	74	5.0	...	3
6...	81	24	21	21	...	3	3	16	16500	4.9	8	79	4.9
7...	43	11	6	6	...	5	5	11	17500	5.2
8...	78	23	20	20	...	3	3	13	11500	5.2	10	71	5.0	...	1
9...	20	7	7	7	1	5	72	5.4
11...	107	29	29	29	27	15500	5.2	2	2
12...	146	42	36	36	...	6	6	31	17000	5.9	11	78	5.1	...	2
13...	117	36	35	35	...	1	1	28	15000	5.5	7	72	5.6	...	2
14...	58	20	20	20	19	16500	6.2
15...	89	26	24	24	...	2	2	21	13500	6.0	3
16...	104	32	32	32	29	12500	6.0	3	1
17...	81	22	21	21	...	1	1	21	16500	6.2	1	2
18...	61	16	16	16	15	16000	6.9	1
19...	61	17	16	16	...	1	1	12	14500	6.5	5	...	6.8
20...	*12	1
21...	73	26	25	25	...	1	1	25	16000	5.8	1
22...	84	25	25	25	23	17000	5.5	2	1
23...	103	33	33	32	1	26	16500	5.5	6	60	5.8	...	1
24...	68	22	22	22	21	16000	5.4	1	1
25...	114	34	34	34	27	16500	5.4	6	90	4.8	...	3
26...	97	33	33	33	32	14500	5.1	1	1
27...	200	51	51	51	49	16000	5.4	2	1
28...	194	50	50	50	...	1	1	47	16000	5.3	3	6
29...	82	18	18	18	16	15500	5.4	2	4
HA-40-D.	3849	1098	1093	1091	2	5	5	914	17500	5.8	169	77	5.3	...	65
1...	94	28	28	28	17	19500	6.4	11	84	5.5	...	2
2...	130	42	42	42	24	16500	6.4	17	72	5.5	...	2
3...	150	50	50	50	24	15000	5.5	25	73	5.2	...	2
4...	71	24	24	24	19	17500	5.9	5	65	5.8
5...	121	35	35	33	2	20	15500	6.1	14	79	5.2
6...	145	38	38	38	24	16000	5.9	14	71	5.4	...	4
7...	83	30	30	30	21	16000	5.8	8	76	4.3	...	1
8...	97	29	28	28	...	1	1	19	13500	6.2	9	101	5.2	...	2
9...	84	26	24	24	...	2	2	17	17500	5.8	9	70	4.7
10...	37	11	11	11	10	21000	6.3	1
11...	214	60	60	60	58	19000	6.0	2	1
12...	35	12	12	12	12	21000	6.5
13...	41	15	15	15	15	20000	6.6
14...	31	11	11	11	11	20000	6.0
15...	35	9	9	9	9	18000	6.0	1
16...	35	9	9	9	9	16500	5.6	2
17...	126	35	35	35	30	17000	5.5	5	72	5.2	...	2

Table 2.—CHARACTERISTICS OF HOUSING UNITS, BY BLOCKS: 1960—Con.

["Total population" contains no persons in group quarters unless preceded by asterisk; one asterisk (*) denotes less than 10 percent; two asterisks (**), 10 percent or more]

Blocks within census tracts	Total population	All housing units by condition and plumbing								Occupied housing units								
		Sound				Deteriorating				Dilapidated	Owner occupied			Renter occupied			Occupied by non-white	1.01 or more persons per room
		Total	With all plumbing facilities	Lacking some or all facilities	Total	With all plumbing facilities	Lacking some or all facilities		Total		Average value (dollars)	Average number of rooms	Total	Average contract rent (dollars)	Average number of rooms			
							With flush toilet	No flush toilet										
18...	186	57	57	57	42	16500	6.5	13	65	5.7	...	2	
19...	188	64	64	64	42	17500	6.1	21	81	5.8	...	3	
20...	120	32	32	32	32	18000	5.8	2	
21...	100	24	24	24	21	17500	5.6	3	1	
22...	82	23	23	23	23	18000	5.5	
23...	82	25	25	25	24	18000	5.5	1	
24...	51	17	17	17	14	21000	6.1	2	
25...	54	17	17	17	16	20000	6.1	1	
26...	38	9	9	9	9	15500	5.6	2	
27...	59	16	16	16	15	15500	5.4	1	1	
28...	134	32	32	32	31	16000	5.3	1	5	
29...	123	30	30	30	30	16500	5.4	3	
30...	121	33	33	33	30	18500	5.7	3	
31...	111	34	34	34	31	17500	6.2	3	1	
32...	68	16	16	16	16	19000	5.6	2	
33...	248	62	60	60	...	2	2	57	16500	5.2	3	11	
34...	48	16	16	16	16	19000	5.4	
35...	105	27	27	27	26	17000	5.8	2	
36...	114	30	30	30	30	17500	5.4	2	
37...	50	13	13	13	13	16000	5.1	1	
38...	102	22	22	22	22	15500	5.0	6	
39...	91	23	23	23	23	15500	5.1	1	
40...	45	12	12	12	12	14500	5.0	
HA-41...	*6119	1885	1791	1731	60	89	42	47	...	5	676	13000	5.2	1099	68	4.3	112	254
1...	21	8	8	8	3	8	54	3.5	...	1	
2...	99	32	30	26	4	2	2	5	...	5.8	26	55	4.2	...	2
4...	20	6	6	6	1	5	63	5.0
5...	192	67	59	54	5	8	6	2	16	...	4.9	49	56	4.0	...	3
6...	110	32	19	18	1	13	10	3	19	11000	6.1	13	48	4.6	...	2
7...	342	113	113	108	5	32	11000	5.3	79	70	4.3	...	8
8...	204	76	73	66	7	3	...	3	31	12500	5.3	40	55	4.3	...	4
9...	75	24	23	23	...	1	...	1	17	12000	6.0	6	90	4.0
10...	98	40	12	6	6	23	3	20	...	5	2	35	43	3.9	...	5
12...	144	48	44	38	6	4	4	14	...	4.7	34	53	4.4	...	6
13...	128	42	41	39	2	1	1	10	...	4.9	31	67	4.4	...	4
14...	144	44	43	43	...	1	1	28	14000	5.5	15	72	4.6	...	5
15...	*295	99	99	97	2	30	16000	4.8	69	68	4.3	...	7
16...	289	102	101	89	12	1	1	25	13000	5.6	69	71	4.2	...	9
17...	213	73	63	62	1	10	4	6	23	11000	4.8	46	66	4.2	...	6
18...	*397	120	118	118	...	2	2	70	10000	5.0	49	68	4.6	10	12
19...	97	23	23	23	22	13500	5.0	1	4
22...	176	47	46	46	...	1	1	46	12500	5.1	1	5
23...	126	36	36	36	35	13500	4.9	1	2
24...	83	24	24	24	24	13000	5.0	2
25...	102	34	34	34	26	14000	5.3	7	64	5.1
26...	111	33	33	33	32	13500	5.3	1	5
27...	90	34	34	33	1	29	14500	5.4	5	84	5.4
28...	122	37	37	37	25	15500	5.8	11	71	5.0
29...	47	13	13	13	9	16000	5.4	4	1
30...	146	49	49	49	17	18000	5.3	32	77	4.8	...	1
31...	158	54	54	54	22	...	5.3	32	62	4.9	...	2
32...	356	126	109	104	5	17	5	12	29	...	5.2	93	61	4.6	...	8
33...	268	59	59	59	15	12000	5.0	39	75	4.4	12	23
34...	648	160	158	158	...	2	2	21	12500	5.5	114	81	4.3	37	54
35...	403	110	110	110	1	86	73	4.1	24	36
36...	415	120	120	120	98	73	3.9	29	37

U.S. CENSUS OF HOUSING: 1960

Series HC(3)-97

CITY BLOCKS

New Britain, Conn.

Prepared under the supervision of
WAYNE F. DAUGHERTY, Chief
Housing Division



U.S. DEPARTMENT OF COMMERCE
Luther H. Hodges, Secretary

BUREAU OF THE CENSUS

Richard M. Scammon, Director (From May 1, 1961)
Robert W. Burgess, Director (To March 3, 1961)



BUREAU OF THE CENSUS

RICHARD M. SCAMMON, *Director* (From May 1, 1961)

ROBERT W. BURGESS, *Director* (To March 3, 1961)

A. ROSS ECKLER, *Deputy Director*
HOWARD C. GRIEVES, *Assistant Director*
CONRAD TAEUBER, *Assistant Director*
MORRIS H. HANSEN, *Assistant Director for Statistical Standards*
CHARLES B. LAWRENCE, JR., *Assistant Director for Operations*
WALTER L. KEHRES, *Assistant Director for Administration*
CALVERT L. DEDRICK, *Chief, International Statistical Programs Office*
A. W. VON STRÜVE, *Acting Public Information Officer*

Housing Division—

WAYNE F. DAUGHERTY, *Chief*
DANIEL B. RATHBUN, *Assistant Chief*
BEULAH WASHBAUGH, *Special Assistant*
MILTON D. LIBBERMAN, *Chief, Coordination and Research*

Decennial Operations Division—GLEN S. TAYLOR, *Chief*
Electronic Systems Division—ROBERT F. DRURY, *Chief*
Field Division—JEFFERSON D. McPIKE, *Chief*
Geography Division—WILLIAM T. FAY, *Chief*
Population Division—HOWARD G. BRUNSMAN, *Chief*
Statistical Methods Division—JOSEPH STEINBERG, *Chief*

Library of Congress Card Number: A61-9347

SUGGESTED CITATION

U.S. Bureau of the Census. *U.S. Census of Housing: 1960. Vol. III, City Blocks.*
Series HC(3), No. 97.
U.S. Government Printing Office, Washington, D.C., 1961.

For sale by the Superintendent of Documents, U.S. Government Printing Office, Washington 25, D.C.
or any of the Field Offices of the Department of Commerce — Price 25.cents.

Table 1.—CHARACTERISTICS OF HOUSING UNITS, FOR THE CITY: 1960

Subject	Number	Percent	Subject	Number	Percent
All housing units	25,969	100.0	Occupied housing units—Con.		
CONDITION AND PLUMBING			COLOR		
Sound	23,361	90.0	White	24,508	97.6
With all plumbing facilities	21,556	83.0	Nonwhite	598	2.4
Lacking some or all facilities	1,809	7.0	PERSONS PER ROOM		
Deteriorating	2,139	8.2	1.00 or less	22,700	90.4
With all plumbing facilities	1,519	5.8	1.01 or more	2,406	9.6
Lacking some or all facilities	620	2.4	AVERAGE NUMBER OF ROOMS		
With flush toilet	617	2.4	Owner occupied	5.5	...
No flush toilet	3	...	Renter occupied	4.2	...
Disapidated	469	1.8	VALUE AND RENT		
Occupied housing units	25,106	100.0	Average value	17,000	...
TENURE			Average contract rent	52	...
Owner occupied	11,724	46.7			
Renter occupied	13,392	53.3			

NOTE.—In the map for New Britain approximately 480 blocks are identified.

Table 2.—CHARACTERISTICS OF HOUSING UNITS, BY BLOCKS: 1960

["Total population" contains no persons in group quarters unless preceded by asterisk: one asterisk (*) denotes less than 10 percent; two asterisks (**), 10 percent or more]

Blocks within census tracts	Total population	All housing units by condition and plumbing										Occupied housing units						
		Total	Sound			Total	Deteriorating			Disapidated	Owner occupied			Renter occupied				
			Total	With all plumbing facilities	Lacking some or all facilities		Total	With all plumbing facilities	Lacking some or all facilities		Total	Average value (dollars)	Average number of rooms	Total	Average contract rent (dollars)	Average number of rooms	Occupied by non-white	1.01 or more persons per room
1.....	*2476	1271	1174	692	482	67	36	31	...	30	60	21000	5.8	1043	57	2.8	44	97
1....	172	102	100	22	78	2	1	1	92	61	1.7	...	18
2....	55	79	73	3	70	6	...	6	48	41	1.5
3....	*298	65	54	43	11	11	10	1	61	54	4.2	4	18
4....	6	5	4
5....	14	13	1	1	5
6....	*218	150	150	50	100	12
7....	...	1	13	32	1.3
10....	*79	62	62	25	37	122	49	2.3	6	7
11....	22	19	17	8	9	2
12....	64	36	11	10	1	24	6	18	...	1	3	32	85	1.6	8	8
13....	64	40	32	31	1	8	34	77	3.3	1	1
15....	131	144	141	29	112	3	3	96	53	1.4	22	9
16....	8	4
17....	*216	56	55	36	19	1	...	1	54
18....	118	65	61	50	11	4	...	4	53	53	2.7	4	5
19....	273	139	130	119	11	9	9	6	19500	6.0	58	57	3.2	...	2
20....	*214	101	100	96	4	1	1	12	...	4.7	125	60	3.6	...	4
21....	*71	21	21	17	4	6	...	5.2	89	65	3.5	...	4
23....	313	114	108	102	6	4	4	3	17	55	3.6	...	3
24....	140	55	55	49	6	2	21	...	5.6	82	58	4.4	3	10
2.....	5	...	5.2	47	45	3.9	...	3
2.....	*7199	1825	1804	1787	17	20	19	1	...	1	1251	14500	5.1	550	50	4.5	38	253
1....	211	47	47	47	47	15500	5.0	9
2....	39	11	11	11	10	16500	5.0	1	1
3....	*289	72	72	72	24	14000	5.4	48	49	4.2	5	15
4....	254	52	52	52	1	51	49	4.7	...	20
5....	280	73	73	73	23	14000	5.3	49	51	4.2	8	15
6....	73	24	24	22	2	11	13000	4.8	12	38	4.0	1	3
7....	62	21	21	21	19	15500	4.9	1
8....	60	16	16	16	15	15500	5.1	1	1
9....	79	23	23	23	18	15500	4.5	3	3
10....	150	38	38	38	37	14000	5.2	6
11....	136	37	37	37	37	12500	5.1	1
12....	148	36	36	36	35	12500	5.0	5
13....	168	43	43	43	42	14000	5.1	6
14....	92	25	25	23	2	23	18500	5.2	2
15....	20	7	7	7	7	18000	5.1
16....	243	61	61	58	3	57	16000	5.3	3
17....	528	126	126	125	1	22	15000	4.9	104	49	4.4	7	35
18....	138	36	36	36	34	12000	4.8	2	6
19....	88	20	20	20	19	13000	5.3	1	4
20....	105	35	35	35	34	13500	5.1
21....	154	42	42	42	40	13000	5.2	1	4
22....	298	82	70	69	1	12	12	67	14500	5.4	13	50	4.5	...	10
23....	108	27	27	27	27	12500	5.2	5
24....	74	20	20	20	20	12500	5.1	2
25....	121	30	30	30	30	12500	5.1	3
26....	483	117	116	115	1	1	1	1	116	49	4.9	7	15
27....	219	51	51	51	50	51	5.2	2	7
28....	*161	38	38	38	37	13000	5.0	1	5
29....	103	28	28	28	27	12500	5.1	1

Table 2.—CHARACTERISTICS OF HOUSING UNITS, BY BLOCKS: 1960—Con.

["Total population" contains no persons in group quarters unless preceded by asterisk (*) one asterisk (*) denotes less than 10 percent; two asterisks (**), 10 percent or more]

Table with 19 columns: Blocks within census tracts, Total population, and sub-sections for 'All housing units by condition and plumbing' (Sound, Deteriorating, Dilapidated) and 'Occupied housing units' (Owner occupied, Renter occupied). Data includes counts for total units, plumbing facilities, and occupancy metrics like average value and number of rooms.

Table 2.—CHARACTERISTICS OF HOUSING UNITS, BY BLOCKS: 1960—Con.

["Total population" contains no persons in group quarters unless preceded by asterisk: one asterisk (*) denotes less than 10 percent; two asterisks (**), 10 percent or more]

Blocks within census tracts	Total population	All housing units by condition and plumbing									Occupied housing units								
		Total	Sound			Deteriorating			Dilapidated	Owner occupied			Renter occupied			Occupied by non-white	1.01 or more persons per room		
			Total	With all plumbing facilities	Lacking some or all facilities	Total	With all plumbing facilities	Lacking some or all facilities		Total	Average value (dollars)	Average number of rooms	Total	Average contract rent (dollars)	Average number of rooms				
								With flush toilet										No flush toilet	
56...	136	32	32	32	29	14500	5.3	2	6
57...	33	8	7	7	...	1	1	8	12000	5.0	1
58...	75	17	13	13	...	4	4	15	13000	4.9	2	4
60...	28	8	8	8	4	4	2

U.S. CENSUS OF HOUSING: 1960

Series HC(3)-98

CITY BLOCKS

New Canaan Town, Conn. — Urban part


Prepared under the supervision of
WAYNE F. DAUGHERTY, Chief
Housing Division



U.S. DEPARTMENT OF COMMERCE
Luther H. Hodges, Secretary

BUREAU OF THE CENSUS

Richard M. Scammon, Director (From May 1, 1961)
Robert W. Burgess, Director (To March 3, 1961)





BUREAU OF THE CENSUS

RICHARD M. SCAMMON, *Director* (From May 1, 1961)

ROBERT W. BURGESS, *Director* (To March 3, 1961)

A. ROSS ECKLER, *Deputy Director*

HOWARD C. GRIEVES, *Assistant Director*

CONRAD TAEUBER, *Assistant Director*

MORRIS H. HANSEN, *Assistant Director for Statistical Standards*

CHARLES B. LAWRENCE, JR., *Assistant Director for Operations*

WALTER L. KEHRES, *Assistant Director for Administration*

CALVERT L. DEDRICK, *Chief, International Statistical Programs Office*

A. W. VON STRUVE, *Acting Public Information Officer*

Housing Division—

WAYNE F. DAUGHERTY, *Chief*

DANIEL B. RATHBUN, *Assistant Chief*

BEULAH WASHBAUGH, *Special Assistant*

MILTON D. LIEBERMAN, *Chief, Coordination and Research*

Decennial Operations Division—GLEN S. TAYLOR, *Chief*

Electronic Systems Division—ROBERT F. DRURY, *Chief*

Field Division—JEFFERSON D. MCPHIE, *Chief*

Geography Division—WILLIAM T. FAY, *Chief*

Population Division—HOWARD G. BRUNSMAN, *Chief*

Statistical Methods Division—JOSEPH STEINBERG, *Chief*

Library of Congress Card Number: A61-9347

SUGGESTED CITATION

U.S. Bureau of the Census. *U.S. Census of Housing: 1960. Vol. III, City Blocks.*
Series HC(3), No. 98.

U.S. Government Printing Office, Washington, D.C., 1961.

For sale by the Superintendent of Documents, U.S. Government Printing Office, Washington 25, D.C.
or any of the Field Offices of the Department of Commerce - Price 20 cents.

Table 1.—CHARACTERISTICS OF HOUSING UNITS, FOR THE AREA: 1960

Subject	Number	Percent	Subject	Number	Percent
All housing units	1,857	100.0	Occupied housing units—Con.		
CONDITION AND PLUMBING			COLOR		
Sound	1,697	91.4	White	1,692	96.3
With all plumbing facilities	1,673	90.1	Nonwhite	65	3.7
Lacking some or all facilities	24	1.3	PERSONS PER ROOM		
Deteriorating	108	5.8	1.00 or less	1,678	95.5
With all plumbing facilities	98	5.3	1.01 or more	79	4.5
Lacking some or all facilities	10	0.5	AVERAGE NUMBER OF ROOMS		
With flush toilet	9	0.5	Owner occupied	6.7	...
No flush toilet	1	0.1	Renter occupied	4.4	...
Dilapidated	52	2.8	VALUE AND RENT		
Occupied housing units	1,757	100.0	Average value	30,000	...
TENURE			Average contract rent	117	...
Owner occupied	1,130	64.3			
Renter occupied	627	35.7			

NOTE.—The area covered by this report comprises Tract No. 1. On the map for New Canaan approximately 80 blocks are identified.

Table 2.—CHARACTERISTICS OF HOUSING UNITS, BY BLOCKS: 1960

["Total population" contains no persons in group quarters unless preceded by asterisk; one asterisk (*) denotes less than 10 percent; two asterisks (**), 10 percent or more]

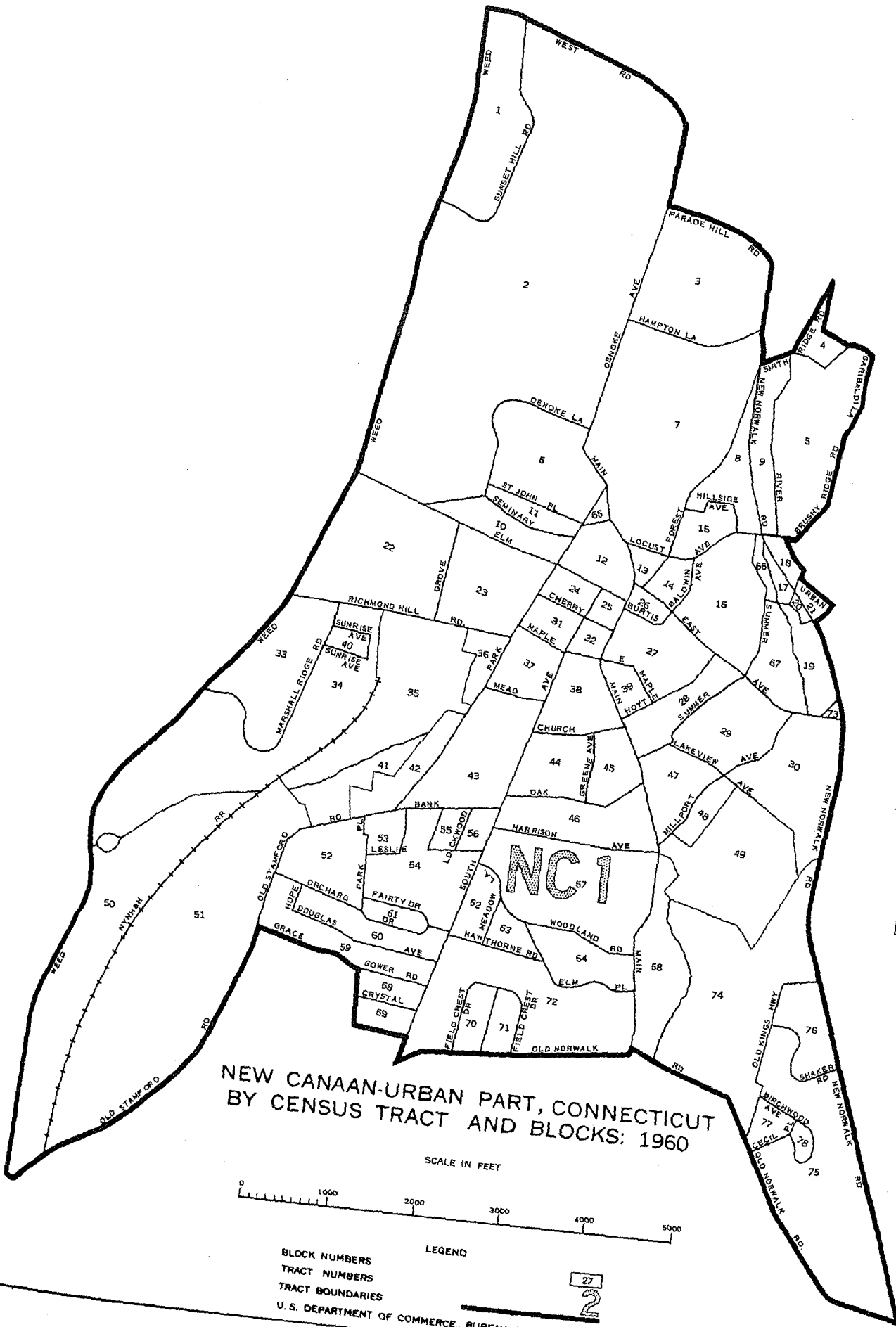
Blocks within census tracts	Total population	All housing units by condition and plumbing									Occupied housing units							
		Total	Sound			Deteriorating			Dilapidated	Owner occupied			Renter occupied			1.01 or more persons per room		
			Total	With all plumbing facilities	Lacking some or all facilities	Total	With all plumbing facilities	Lacking some or all facilities		Total	Average value (dollars)	Average number of rooms	Total	Average contract rent (dollars)	Average number of rooms		Occupied by non-white	
NC-1	*5616	1857	1697	1673	24	108	98	9	1	52	1130	29000	6.7	627	117	4.4	65	79
1...	37	12	12	12	8	42000	7.3	1	1
2...	295	97	95	95	87	35000	7.4	6	...	4.7	...	2
3...	**136	40	40	40	20	37000	7.6	14	298	3.7	...	2
4...	59	19	15	15	8	...	5.1	10	77	4.0	2	3
5...	151	45	37	37	28	22000	6.0	15	87	5.0	2	3
6...	36	11	11	11	8	42000	9.9	3
7...	340	117	115	110	5	36	24000	6.3	77	82	4.2	22	15
8...	44	15	14	14	8	...	4.9	6	121	4.8	...	1
10...	101	33	17	17	21	23000	6.9	12	105	5.3	...	1
11...	37	16	16	16	7	35000	8.3	8	214	4.1
12...	23	10	10	10	3	7	45	6.4	2	...
13...	67	23	7	7	4	19	74	4.2	3	3
14...	60	19	6	6	4	15	70	3.5	6	4
15...	150	41	39	39	25	21000	6.2	16	87	4.6	...	2
16...	106	36	30	30	18	27000	5.7	16	93	5.3	6	2
17...	22	6	5	5	2	4	1
18...	8	4
19...	10	4
20...	5	2
21...	25	11	10	10	2	6	103	4.3
22...	179	57	50	50	33	23000	6.6	19	93	4.8	...	4
23...	75	30	30	30	18	29000	5.7	11	89	4.5	2	...
24...	11	6	5	5	3	3
26...	*56	20	3	3	4	14	88	3.6	1	2
27...	152	50	50	47	3	21	25000	6.3	28	91	4.7	10	3
28...	155	52	52	49	3	26	20000	6.1	24	130	5.1	1	1
29...	159	44	40	39	1	16	20000	6.1	28	67	4.4	3	6
31...	*58	32	32	24	8	2	27	130	2.1	1	...
32...	19	10	3	3	4	6	114	4.3
33...	56	17	17	17	16	39000	8.6
34...	124	38	37	37	30	27000	7.1	5	...	6.0
36...	70	42	36	36	11	29000	6.4	28	131	3.5
37...	138	103	93	93	12	34000	4.8	66	162	3.7
38...	53	20	20	20	12	29000	7.9	8	131	5.6
39...	37	17	17	17	9	30000	5.8	8	111	4.3
40...	19	9	9	9	8	27000	6.1
41...	8	2
42...	39	15	14	14	8	25000	7.0	7	137	4.6
43...	77	27	19	19	19	36000	8.7	7	...	4.7
44...	67	21	21	21	14	32000	8.0	6	199	6.2
45...	69	22	22	22	14	33000	7.5	7	127	5.1	...	1
46...	136	44	44	44	34	29000	7.0	8	136	5.1
47...	91	28	26	26	21	23000	6.8	7	124	4.7	1	2
48...	19	9	9	9	6	19000	4.8	3
50...	100	28	26	23	3	23	21000	5.6	3	4
51...	77	28	27	27	20	37000	7.8	3
52...	166	40	39	39	36	26000	6.0	4	5
53...	41	13	11	11	10	27000	6.4	3
54...	161	53	49	48	1	42	31000	6.5	9	130	4.1	...	2
55...	28	11	11	11	9	27000	5.8	1
56...	22	8	8	8	6	35000	7.5	2

City Block Characteristics

Table 2.—CHARACTERISTICS OF HOUSING UNITS, BY BLOCKS: 1960—Con.


["Total population" contains no persons in group quarters unless preceded by asterisk; one asterisk (*) denotes less than 10 percent; two asterisks (**), 10 percent or more]

Blocks within census tracts	Total population	All housing units by condition and plumbing								Occupied housing units								
		Sound					Deteriorating			Dilapidated	Owner occupied			Renter occupied			Occupied by non-white	1.01 or more persons per room
		Total	Total	With all plumbing facilities	Lacking some or all facilities	Total	With all plumbing facilities	Lacking some or all facilities			Total	Average value (dollars)	Average number of rooms	Total	Average contract rent (dollars)	Average number of rooms		
								With flush toilet	No flush toilet									
57...	244	65	62	62	...	3	1	2	56	28000	6.9	9	232	6.1	...	1
58...	50	12	12	12	10	25000	7.0	2
59...	124	34	34	34	33	31000	5.6	1	2
60...	105	31	30	30	...	1	1	28	27000	5.8	2	1
61...	41	15	15	15	15	32000	5.9
62...	85	25	25	25	22	34000	6.6	2
63...	28	11	11	11	11	28000	5.8
64...	62	17	17	17	15	34000	7.3	1
66...	29	8	8	8	4	4
67...	68	21	20	20	1	10	24000	6.7	11	91	4.3	...	2
68...	55	17	17	17	9	29000	5.8	7	...	6.6
69...	39	13	13	13	12	23000	5.8
70...	64	14	14	14	14	37000	7.6
71...	46	9	9	9	9	42000	8.0
72...	189	49	49	49	44	36000	7.3	2	2
74...	58	16	16	16	15	29000	6.5	1
75...	91	26	26	26	24	31000	6.2	1	1
76...	46	12	12	12	12	34000	6.2
77...	18	5	5	5	5	35000	8.0



NEW CANAAN-URBAN PART, CONNECTICUT
 BY CENSUS TRACT AND BLOCKS: 1960

SCALE IN FEET



LEGEND
 BLOCK NUMBERS
 TRACT NUMBERS
 TRACT BOUNDARIES

U.S. DEPARTMENT OF COMMERCE, BUREAU OF THE CENSUS

27
 2



U.S. CENSUS OF HOUSING: 1960

Series HC(3)-99

CITY BLOCKS

New Haven, Conn.

Prepared under the supervision of
WAYNE F. DAUGHERTY, Chief
Housing Division

U.S. DEPARTMENT OF COMMERCE
Luther H. Hodges, Secretary

BUREAU OF THE CENSUS

Richard M. Scammon, Director (From May 1, 1961)
Robert W. Burgess, Director (To March 3, 1961)





BUREAU OF THE CENSUS

RICHARD M. SCAMMON, *Director* (From May 1, 1961)

ROBERT W. BURGESS, *Director* (To March 3, 1961)

A. ROSS ECKLER, *Deputy Director*
HOWARD C. GRIEVES, *Assistant Director*
CONRAD TAEUBER, *Assistant Director*
MORRIS H. HANSEN, *Assistant Director for Statistical Standards*
CHARLES B. LAWRENCE, JR., *Assistant Director for Operations*
WALTER L. KEHRES, *Assistant Director for Administration*
CALVERT L. DEDRICK, *Chief, International Statistical Programs Office*
A. W. VON STRUVE, *Acting Public Information Officer*

Housing Division—

WAYNE F. DAUGHERTY, *Chief*
DANIEL B. RATHBUN, *Assistant Chief*
BEULAH WASHBAUGH, *Special Assistant*
MILTON D. LIBBERMAN, *Chief, Coordination and Research*

Decennial Operations Division—GLEN S. TAYLOR, *Chief*
Electronic Systems Division—ROBERT F. DRURY, *Chief*
Field Division—JEFFERSON D. MCPIKE, *Chief*
Geography Division—WILLIAM T. FAY, *Chief*
Population Division—HOWARD G. BRUNSMAN, *Chief*
Statistical Methods Division—JOSEPH STEINBERG, *Chief*

Library of Congress Card Number: A61-9347

SUGGESTED CITATION

U.S. Bureau of the Census. *U.S. Census of Housing: 1960. Vol. III, City Blocks.*
Series HC(3), No. 99.
U.S. Government Printing Office, Washington, D.C., 1961.

For sale by the Superintendent of Documents, U.S. Government Printing Office, Washington 25, D.C.
or any of the Field Offices of the Department of Commerce — Price 25.cents.

City Block Characteristics

Table 2.—CHARACTERISTICS OF HOUSING UNITS, BY BLOCKS: 1960—Con.

["Total population" contains no persons in group quarters unless preceded by asterisk: one asterisk (*) denotes less than 10 percent; two asterisks (**), 10 percent or more]

Table with 19 columns: Blocks within census tracts, Total population, Total, Sound (Total, With all plumbing facilities, Lacking some or all facilities), Deteriorating (Total, With all plumbing facilities, Lacking some or all facilities), Dilapidated, Owner occupied (Total, Average value, Average number of rooms), Renter occupied (Total, Average contract rent, Average number of rooms), Occupied by non-white, 1.01 or more persons per room.

Table 2.—CHARACTERISTICS OF HOUSING UNITS, BY BLOCKS: 1960—Con.

["Total population" contains no persons in group quarters unless preceded by asterisk; one asterisk (*) denotes less than 10 percent; two asterisks (**), 10 percent or more]

Table with 18 columns: Blocks within census tracts, Total population, and categories for housing units by condition and plumbing (Sound, Deteriorating, Dilapidated), and occupied housing units (Owner occupied, Renter occupied), including metrics like Average value, Average number of rooms, and Occupied by non-white.

Table 2.—CHARACTERISTICS OF HOUSING UNITS, BY BLOCKS: 1960—Con.

["Total population" contains no persons in group quarters unless preceded by asterisk; one asterisk (*) denotes less than 10 percent; two asterisks (**), 10 percent or more]

Table with columns: Blocks within census tracts, Total population, All housing units by condition and plumbing (Sound, Deteriorating, Dilapidated), Occupied housing units (Owner occupied, Renter occupied), and 1.01 or more persons per room. Rows are numbered 19 through 20.


U.S. CENSUS OF HOUSING: 1960

Series HC(3)-100

CITY BLOCKS

Norwalk, Conn.

Prepared under the supervision of
WAYNE F. DAUGHERTY, Chief
Housing Division



U.S. DEPARTMENT OF COMMERCE

Luther H. Hodges, Secretary

BUREAU OF THE CENSUS

Richard M. Scammon, Director (From May 1, 1961)

Robert W. Burgess, Director (To March 3, 1961)



BUREAU OF THE CENSUS

RICHARD M. SCAMMON, *Director* (From May 1, 1961)

ROBERT W. BURGESS, *Director* (To March 3, 1961)

A. ROSS ECKLER, *Deputy Director*

HOWARD C. GRIEVES, *Assistant Director*

CONRAD TABUBER, *Assistant Director*

MORRIS H. HANSEN, *Assistant Director for Statistical Standards*

CHARLES B. LAWRENCE, JR., *Assistant Director for Operations*

WALTER L. KEHRES, *Assistant Director for Administration*

CALVERT L. DEDRICK, *Chief, International Statistical Programs Office*

A. W. VON STRUVE, *Acting Public Information Officer*

Housing Division—

WAYNE F. DAUGHERTY, *Chief*

DANIEL B. RATHBUN, *Assistant Chief*

BEULAH WASHBAUGH, *Special Assistant*

MILTON D. LIEBERMAN, *Chief, Coordination and Research*

Decennial Operations Division—GLEN S. TAYLOR, *Chief*

Electronic Systems Division—ROBERT F. DRURY, *Chief*

Field Division—JEFFERSON D. McPIKE, *Chief*

Geography Division—WILLIAM T. FAX, *Chief*

Population Division—HOWARD G. BRUNSMAN, *Chief*

Statistical Methods Division—JOSEPH STEINBERG, *Chief*

Library of Congress Card Number: A61-9347

SUGGESTED CITATION

U.S. Bureau of the Census. *U.S. Census of Housing: 1960. Vol. III, City Blocks.*
Series HC(3), No. 100.

U.S. Government Printing Office, Washington, D.C., 1961.

For sale by the Superintendent of Documents, U.S. Government Printing Office, Washington 25, D.C.
or any of the Field Offices of the Department of Commerce—Price 25 cents.

Table 1.—CHARACTERISTICS OF HOUSING UNITS, FOR THE CITY: 1960

Subject	Number	Percent	Subject	Number	Percent
All housing units	21,467	100.0	Occupied housing units—Con.		
CONDITION AND PLUMBING			COLOR		
Sound	19,046	88.7	White	19,028	92.8
With all plumbing facilities	18,437	85.9	Nonwhite	1,487	7.2
Lacking some or all facilities	609	2.8	PERSONS PER ROOM		
Deteriorating	1,898	8.8	1.00 or less	18,837	91.8
With all plumbing facilities	1,461	6.8	1.01 or more	1,678	8.2
Lacking some or all facilities	437	2.0	AVERAGE NUMBER OF ROOMS		
With flush toilet	418	1.9	Owner occupied	5.8	...
No flush toilet	19	0.1	Renter occupied	3.9	...
Dilapidated	523	2.4	VALUE AND RENT		
Occupied housing units	20,515	100.0	Average value.....dollars	22,800	...
TENURE			Average contract rent.....dollars	81	...
Owner occupied	12,894	62.9			
Renter occupied	7,621	37.1			

NOTE.—On the map for Norwalk approximately 830 blocks are identified.

Table 2.—CHARACTERISTICS OF HOUSING UNITS, BY BLOCKS: 1960

["Total population" contains no persons in group quarters unless preceded by asterisk; one asterisk (*) denotes less than 10 percent; two asterisks (**), 10 percent or more]

Blocks within census tracts	Total population	All housing units by condition and plumbing							Occupied housing units								
		Total	Sound			Deteriorating			Dilapidated	Owner occupied			Renter occupied			Occupied by non-white	1.01 or more persons per room
			Total	With all plumbing facilities	Lacking some or all facilities	Total	With all plumbing facilities	Lacking some or all facilities		Total	Average value (dollars)	Average number of rooms	Total	Average contract rent (dollars)	Average number of rooms		
NO-1....	4805	1424	1332	1330	2	35	34	1	57	1128	25000	6.2	188	135	4.1	7	54
1....	100	33	31	31	...	2	2	29	34000	6.8	1
2....	35	12	10	10	...	2	2	10	34000	8.4	1
3....	11	4
4....	6	2
5....	134	40	39	39	...	1	1	39	29000	6.5	1	1
6....	11	4
7....	27	8	7	33000	7.1
8....	29	8	8	33000	6.8
9....	19	4
12....	240	61	61	61	57	28000	6.8	1
13....	349	90	89	89	...	1	1	87	28000	6.4	1	3
14....	81	18	18	18	18	23000	6.1	1	...
15....	31	33	33	33	32	24000	6.3	1	...
16....	82	28	27	27	1	24	25000	6.5
17....	28	12	12	12	7	28000	6.6	3
18....	133	32	32	32	32	23000	6.3
19....	107	26	26	26	26	24000	6.5
20....	113	28	28	28	27	24000	6.7	1	1
21....	97	28	23	23	...	5	5	25	23000	6.3	1
22....	22	9	9	9	7	26000	6.1	1
23....	28	9	5	5	...	1	1	...	3	6	29000	5.8	3
24....	50	12	12	12	12	22000	6.2
25....	27	6	6	6	6	38000	6.5
26....	19	4
27....	105	31	27	27	...	1	1	...	3	27	19000	5.8	3	1
28....	14	3
29....	5	3
30....	34	12	9	9	...	1	1	...	2	11	31000	7.3	1
31....	97	25	18	18	...	1	1	...	6	22	24000	5.8	1	1
32....	78	24	22	22	...	1	1	...	1	22	16000	5.2	2	4
33....	70	23	18	17	1	1	...	1	4	20	28000	6.2	2
34....	277	80	71	70	1	9	69	29000	6.6	9	93	4.7	...	6
35....	154	46	42	42	...	2	2	...	2	43	20000	5.8	1	1	2
36....	105	27	23	23	4	27	24000	5.9	1
37....	94	24	16	16	...	1	1	...	7	24	25000	5.8	3
38....	69	20	20	20	18	28000	6.2	2
39....	15	4	5
40....	25	7	5	5	2	5	25000	7.6	2
41....	23	8	5	5	3	5	23000	7.4	3	1
42....	30	12	11	11	1	11	36000	6.2
43....	124	29	29	29	28	19000	5.5	3
44....	209	60	60	60	59	19500	5.8	1	3
45....	16	4
46....	197	53	48	48	...	4	4	...	1	50	23000	5.9	2	3
48....	71	21	21	21	18	32000	7.6	3
49....	58	19	19	19	15	30000	5.9
50....	147	40	40	40	39	20000	5.8	1	...
51....	70	18	18	18	13	18500	5.2	5	173	5.0	...	1
52....	567	245	240	240	...	3	3	...	2	67	20000	5.7	114	147	3.8	...	8
53....	119	30	30	30	30	22000	5.7
54....	153	45	34	34	...	8	8	...	3	19	21000	6.0	25	117	3.8	1	9

City Block Characteristics

Table 2.—CHARACTERISTICS OF HOUSING UNITS, BY BLOCKS: 1960—Con.

["Total population" contains no persons in group quarters unless preceded by asterisk; one asterisk (*) denotes less than 10 percent; two asterisks (**), 10 percent or more]

Table with columns: Blocks within census tracts, Total population, All housing units by condition and plumbing (Sound, Deteriorating, Dilapidated), Occupied housing units (Owner occupied, Renter occupied), and 1.01 or more persons per room. Rows are numbered 6... through 19... and grouped by NO-17 and NO-18.

City Block Characteristics

Table 2.—CHARACTERISTICS OF HOUSING UNITS, BY BLOCKS: 1960—Con.

["Total population" contains no persons in group quarters unless preceded by asterisk: one asterisk (*) denotes less than 10 percent; two asterisks (**), 10 percent or more]

Blocks within census tracts	Total population	All housing units by condition and plumbing									Occupied housing units							
		Total	Sound			Deteriorating			Dilapidated	Owner occupied			Renter occupied			Occupied by non-white	1.01 or more persons per room	
			Total	With all plumbing facilities	Lacking some or all facilities	Total	With all plumbing facilities	Lacking some or all facilities		Total	Average value (dollars)	Average number of rooms	Total	Average contract rent (dollars)	Average number of rooms			
								With flush toilet										No flush toilet
45...	5	1
46...	115	44	36	36	...	6	5	1	...	2	24	26000	5.8	17	112	4.8
47...	33	17	17	13	4	10	34000	6.6	5	72	2.0	...	1
48...	61	20	17	17	...	1	1	2	14	23000	6.7	6	109	4.7
49...	62	24	22	22	...	2	2	18	27000	6.3	3
50...	7	4
51...	23	17	16	16	1	5	21000	5.4	3
52...	14	3
53...	57	22	22	22	14	37000	7.4	6	144	6.3
54...	25	6	5	5	...	1	1	4	1
55...	43	17	17	17	9	29000	6.2	5	164	5.8
56...	64	20	20	20	14	33000	8.1	4
57...	49	36	36	36	11	38000	7.8	3
58...	13	4	1
59...	28	11	11	11	9	35000	6.7	1
60...	32	14	11	11	...	3	3	9	20000	5.7	2
61...	25	11	11	11	7	22000	5.0	3
62...	34	8	8	8	8	28000	5.9
63...	154	53	49	49	...	3	3	1	33	30000	6.8	14	129	5.2	...	1
64...	73	22	22	22	18	30000	6.4	2
65...	29	9	7	7	...	1	1	1	6	24000	7.0	3
66...	40	16	15	15	...	1	1	12	31000	7.2	2
67...	35	9	9	9	7	30000	6.6	2	1
68...	46	10	10	10	9	32000	7.2	1
69...	23	8	8	8	6	38000	6.5	2
71...	30	13	11	11	...	2	2	7	17500	5.4	5	74	3.8


U.S. CENSUS OF HOUSING: 1960

Series HC(3)-101

CITY BLOCKS

Stamford, Conn.

Prepared under the supervision of
WAYNE F. DAUGHERTY, Chief
Housing Division



U.S. DEPARTMENT OF COMMERCE
Luther H. Hodges, Secretary

BUREAU OF THE CENSUS
Richard M. Scammon, Director (From May 1, 1961)
Robert W. Burgess, Director (To March 3, 1961)



BUREAU OF THE CENSUS

RICHARD M. SCAMMON, *Director* (From May 1, 1961)
ROBERT W. BURGESS, *Director* (To March 3, 1961)

A. ROSS ECKLER, *Deputy Director*
HOWARD C. GRIEVES, *Assistant Director*
CONRAD TAEUBER, *Assistant Director*
MORRIS H. HANSEN, *Assistant Director for Statistical Standards*
CHARLES B. LAWRENCE, JR., *Assistant Director for Operations*
WALTER L. KEHRRES, *Assistant Director for Administration*
CALVERT L. DEDRICK, *Chief, International Statistical Programs Office*
A. W. VON STRUVE, *Acting Public Information Officer*

Housing Division—

WAYNE F. DAUGHERTY, *Chief*
DANIEL B. RATHBUN, *Assistant Chief*
BEULAH WASHBAUGH, *Special Assistant*
MILTON D. LIEBERMAN, *Chief, Coordination and Research*

Decennial Operations Division—GLEN S. TAYLOR, *Chief*
Electronic Systems Division—ROBERT F. DRURY, *Chief*
Field Division—JEFFERSON D. McPIKE, *Chief*
Geography Division—WILLIAM T. FAY, *Chief*
Population Division—HOWARD G. BRUNEMAN, *Chief*
Statistical Methods Division—JOSEPH STEINBERG, *Chief*

Library of Congress Card Number: A61-9347

SUGGESTED CITATION

U.S. Bureau of the Census. *U.S. Census of Housing: 1960. Vol. III, City Blocks.*
Series HC(3), No. 101.
U.S. Government Printing Office, Washington, D.C., 1961.

For sale by the Superintendent of Documents, U.S. Government Printing Office, Washington 25, D.C.
or any of the Field Offices of the Department of Commerce - Price 25 cents.

Table 2.—CHARACTERISTICS OF HOUSING UNITS, BY BLOCKS; 1960—Con.

["Total population" contains no persons in group quarters unless preceded by asterisk; one asterisk (*) denotes less than 10 percent; two asterisks (**), 10 percent or more]

Table with columns: Blocks within census tracts, Total population, All housing units by condition and plumbing (Total, Sound, Deteriorating, Dilapidated), and Occupied housing units (Owner occupied, Renter occupied, Occupied by non-white, 1.01 or more persons per room).

City Block Characteristics

Table 2.—CHARACTERISTICS OF HOUSING UNITS, BY BLOCKS: 1960—Con.

["Total population" contains no persons in group quarters unless preceded by asterisk; one asterisk (*) denotes less than 10 percent; two asterisks (**), 10 percent or more]

Blocks within census tracts	Total population	All housing units by condition and plumbing									Occupied housing units							
		Total	Sound			Deteriorating			Dilapidated	Owner occupied			Renter occupied			Occupied by non-white	1.01 or more persons per room	
			Total	With all plumbing facilities	Lacking some or all facilities	Total	With all plumbing facilities	Lacking some or all facilities		Total	Average value (dollars)	Average number of rooms	Total	Average contract rent (dollars)	Average number of rooms			
18...	74	20	18	17	1	2	2	11	18000	5.6	9	80	4.3	...	3
19...	*116	33	33	33	13	21000	5.7	20	82	4.5	...	4
20...	381	117	111	96	15	6	4	2	30	13500	4.9	87	62	4.2	...	15
21...	*327	108	88	72	16	17	14	3	33	15000	5.2	72	73	4.0	...	11
22...	72	18	8	6	2	4	3	1	2	16	70	4.3	...	4
24...	87	35	31	24	7	2	2	11	...	4.5	20	64	4.8	...	1
25...	71	28	23	17	6	5	5	4	23	76	4.3	...	2
26...	*233	75	46	40	6	26	14	12	12	...	4.3	62	82	4.3	...	7
27...	**162	43	41	41	...	2	1	1	36	20000	5.0	5	114	3.6	...	2
28...	*148	42	38	38	...	4	...	4	22	17000	5.7	19	69	3.9	...	4
29...	76	19	19	18	1	10	22000	5.9	8	125	5.3	...	3
30...	78	24	24	24	19	20000	5.2	5	93	4.6	...	1
31...	634	169	169	162	7	3	160	66	4.1	...	53
32...	22	7	7	7	5	...	4.2	1	4
33...	*71	18	18	18	13	19500	5.8	5	122	4.6	...	3
37...	225	64	64	62	2	48	15500	5.0	16	81	4.4	...	3
38...	36	12	12	12	4	8	70	4.6	...	6
39...	69	19	19	19	13	17500	5.3	6	103	4.0
40...	67	17	17	17	15	17500	5.7	1	1
41...	78	25	25	24	1	12	23000	5.4	12	107	5.3	...	2
42...	74	22	22	22	18	19500	5.4	3	2
43...	72	24	24	24	19	18000	4.6	4	1
44...	80	23	23	23	16	19000	5.3	7	106	4.3
45...	62	18	18	18	16	19500	4.4	2	4
46...	27	11	11	11	8	23000	5.3	1
47...	77	24	24	24	23	18500	5.1	1
48...	2	1	1
49...	135	37	35	33	2	2	2	31	29000	7.4	5	...	6.8
50...	184	54	53	53	...	1	1	42	29000	7.3	11	95	5.1	...	2
ST-24...	*2463	706	697	672	25	8	7	1	572	32000	7.9	86	158	5.2	2	21
1...	219	72	71	61	10	1	1	46	29000	6.8	21	121	3.1	...	6
2...	26	11	10	10	...	1	5	7	122	3.7
3...	55	20	20	19	1	14	13500	5.1	4	2
4...	51	17	17	17	14	16500	4.6	3	1
5...	77	30	29	24	5	1	1	19	18000	5.1	8	97	4.1	...	2
6...	129	39	39	38	1	32	27000	6.8	5	...	6.6	...	2
8...	*184	49	49	48	1	36	41000	10.0	6	245	7.7
9...	39	9	9	9	9	28000	6.4
10...	96	31	31	30	1	26	29000	7.0	3	4
11...	91	22	22	22	19	28000	8.2	2
12...	86	21	21	21	19	25000	7.7	1	1
13...	62	17	17	17	17	31000	7.4
14...	30	8	8	8	7	35000	8.7	1
15...	2	1
16...	12	4
17...	18	6	6	6
18...	35	8	8	8	5	27000	7.0	1
19...	49	16	16	16	8	35000	8.6
20...	64	17	17	17	15	36000	6.7	1
21...	109	35	33	33	...	1	1	16	40000	7.1	1
22...	114	29	29	29	23	32000	8.3	4
23...	39	11	11	11	27	33000	7.7	1
24...	80	19	19	19	9	38000	8.7
25...	119	28	28	28	18	36000	9.9	1
26...	89	24	24	24	25	33000	9.0	3
27...	21	8	8	7	1	24	35000	9.3
28...	30	9	9	9	6	30000	9.2
29...	41	15	15	15	9	36000	8.8
30...	67	17	16	16	...	1	1	14	31000	7.3
31...	27	10	8	8	...	2	2	4	4
32...	*71	19	19	19	17	33000	7.4	2
33...	*61	15	15	13	2	13	33000	9.3	1
34...	69	16	15	15	...	1	1	15	36000	9.8
35...	30	16	16	16	10	39000	9.7	2
36...	43	7	7	7	7	37000	8.7	1
37...	50	6	6	6	1	5	39000	9.8	1	1
38...	33	12	12	12	11	34000	8.4
39...	45	12	12	10	2	10	39000	9.4	2

U.S. CENSUS OF HOUSING: 1960

Series HC(3)-102

CITY BLOCKS

Waterbury, Conn.

Prepared under the supervision of
WAYNE F. DAUGHERTY, Chief
Housing Division




U.S. DEPARTMENT OF COMMERCE

Luther H. Hodges, Secretary

BUREAU OF THE CENSUS

Richard M. Scammon, Director (From May 1, 1961)

Robert W. Burgess, Director (To March 3, 1961)





BUREAU OF THE CENSUS

RICHARD M. SCAMMON, *Director* (From May 1, 1961)

ROBERT W. BURGESS, *Director* (To March 3, 1961)

A. ROSS ECKLER, *Deputy Director*

HOWARD C. GRIEVES, *Assistant Director*

CONRAD TAEUBER, *Assistant Director*

MORRIS H. HANSEN, *Assistant Director for Statistical Standards*

CHARLES B. LAWRENCE, JR., *Assistant Director for Operations*

WALTER L. KEHRES, *Assistant Director for Administration*

CALVERT L. DEDRICK, *Chief, International Statistical Programs Office*

A. W. VON STRUVE, *Acting Public Information Officer*

Housing Division—

WAYNE F. DAUGHERTY, *Chief*

DANIEL B. RATHBUN, *Assistant Chief*

BEULAH WASHABAUGH, *Special Assistant*

MILTON D. LIBBERMAN, *Chief, Coordination and Research*

Decennial Operations Division—GLEN S. TAYLOR, *Chief*

Electronic Systems Division—ROBERT F. DRURY, *Chief*

Field Division—JEFFERSON D. McPIKE, *Chief*

Geography Division—WILLIAM T. FAY, *Chief*

Population Division—HOWARD G. BRUNSMAN, *Chief*

Statistical Methods Division—JOSEPH STEINBERG, *Chief*

Library of Congress Card Number: A61-9347

SUGGESTED CITATION

U.S. Bureau of the Census. *U.S. Census of Housing: 1960. Vol. III, City Blocks.*
Series HC(3), No. 102.

U.S. Government Printing Office, Washington, D.C., 1961.

For sale by the Superintendent of Documents, U.S. Government Printing Office, Washington 25, D.C.
or any of the Field Offices of the Department of Commerce — Price 25 cents.

Table 1.—CHARACTERISTICS OF HOUSING UNITS, FOR THE CITY: 1960

Subject	Number	Percent	Subject	Number	Percent
All housing units	34,443	100.0	Occupied housing units—Con.		
CONDITION AND PLUMBING			COLOR		
Sound	29,633	86.0	White	30,970	94.2
With all plumbing facilities	28,037	81.4	Nonwhite	1,914	5.8
Lacking some or all facilities	1,596	4.6	PERSONS PER ROOM		
Deteriorating	3,739	10.9	1.00 or less	29,968	91.1
With all plumbing facilities	3,009	8.7	1.01 or more	2,916	8.9
Lacking some or all facilities	730	2.1	AVERAGE NUMBER OF ROOMS		
With flush toilet	726	2.1	Owner occupied	5.6	...
No flush toilet	4	...	Renter occupied	4.3	...
Dilapidated	1,071	3.1	VALUE AND RENT		
Occupied housing units	32,884	100.0	Average value	15,500	...
TENURE			Average contract rent	49	...
Owner occupied	16,293	49.5			
Renter occupied	16,591	50.5			

NOTE.—On the map for Waterbury approximately 1,250 blocks are identified.

Table 2.—CHARACTERISTICS OF HOUSING UNITS, BY BLOCKS: 1960

["Total population" contains no persons in group quarters unless preceded by asterisk; one asterisk (*) denotes less than 10 percent; two asterisks (**), 10 percent or more]

Blocks within census tracts	Total population	All housing units by condition and plumbing									Occupied housing units							
		Total	Sound			Deteriorating			Dilapidated	Owner occupied			Renter occupied			Occupied by non-white	1.01 or more persons per room	
			Total	With all plumbing facilities	Lacking some or all facilities	Total	With all plumbing facilities	Lacking some or all facilities		Total	Average value (dollars)	Average number of rooms	Total	Average contract rent (dollars)	Average number of rooms			
1-1	*8395	3676	3154	2480	674	468	324	144	...	54	329	19500	5.8	3068	54	3.4	395	264
1...	*175	82	74	61	13	8	8	16	25000	7.3	65	64	3.2	8	2
2...	*164	96	96	93	3	9	20000	7.6	85	78	2.8
3...	**118	35	35	35	11	17000	6.9	20	65	4.5
4...	138	56	51	51	...	5	5	17	15000	6.9	37	61	4.1	2	...
5...	95	40	38	38	...	2	2	8	18000	6.5	32	62	3.8	1	...
6...	**63	23	23	23	8	27000	7.1	15	65	4.5	1	...
7...	*216	73	34	33	1	29	20	9	...	10	17	15000	6.6	52	51	3.7	12	7
8...	87	26	8	8	...	18	18	8	11000	5.0	18	33	4.3	3	...
9...	137	49	2	2	...	47	41	6	7	19500	4.9	33	40	4.2	...	9
10...	248	124	97	95	2	26	18	8	...	1	20	...	4.3	99	65	2.9	13	7
11...	206	128	122	121	1	6	6	13	...	4.9	112	68	3.1	...	1
12...	**91	39	26	24	2	13	5	8	2	37	56	2.9
13...	**93	48	48	30	18	8	...	5.3	39	54	2.5	...	3
14...	*166	76	76	72	4	7	20000	7.7	67	63	3.2	...	2
15...	*362	264	264	162	102	16	20000	4.0	227	67	2.7	2	...
16...	34	24	24	22	2	5	...	8.2	14	63	3.4
17...	289	150	138	114	24	12	12	16	27000	5.9	124	76	3.1	...	8
18...	297	129	79	72	7	23	20	3	...	27	9	...	4.9	105	54	4.1	20	12
19...	267	78	75	60	15	3	3	6	...	6.7	64	85	4.4	66	18
20...	410	142	117	79	38	25	16	9	8	...	4.0	118	56	4.1	56	20
21...	*158	61	45	32	13	16	9	7	1	50	41	4.2	44	6
22...	4
23...	238	77	67	59	8	8	8	2	13	...	5.5	58	44	5.1	12	9
24...	193	73	71	69	2	10	2	1	...	1	4	67	44	4.1	9	7
25...	317	119	99	89	10	10	2	8	...	10	17	...	6.4	93	56	3.7	49	14
26...	157	79	79	60	19	71	48	3.4	2	8
27...	163	72	67	65	2	5	5	9	...	5.2	56	55	3.6	2	10
28...	140	59	58	51	7	1	1	12	...	6.3	43	45	4.3	8	4
29...	39	14	10	8	2	4	1	3	14	30	4.2	6	1
30...	143	48	48	43	5	7	...	6.0	41	54	4.2	...	3
32...	14	12	12	12	11	54	3.0
33...	102	78	30	17	13	48	48	77	42	1.8	4	2
35...	6
36...	136	92	92	45	47	78	46	2.6	...	4
37...	26	20	20	2	18	20	34	1.2	1	1
38...	24	18	18	18	13	44	3.2
39...	28	14	13	11	2	1	1	2	11	31	3.9	...	1
40...	*211	103	98	97	1	4	...	4	...	1	9	...	5.1	85	54	3.9	...	2
41...	**205
42...	16	10	10	10	10	58	2.5	...	1
43...	**97	41	32	17	15	9	4	5	40	39	2.4	10	4
44...	*96	38	38	38	1	34	50	4.6	2	3
45...	63	53	53	44	9	41	59	2.5	...	1
46...	124	112	112	53	59	81	46	2.6	...	2
47...	82	40	40	31	9	39	59	2.8	1	3
49...	59	64	64	13	51	53	41	1.4
51...	22	8	8	8	1	7	...	5.3	1	...
53...	**67	35	35	35	2	26	54	4.0	...	1
54...	89	68	68	25	43	58	47	2.6	...	1
55...	**41	4
56...	109	42	19	19	...	23	23	1	39	42	4.2	...	3

Table 2.—CHARACTERISTICS OF HOUSING UNITS, BY BLOCKS: 1960—Con.

["Total population" contains no persons in group quarters unless preceded by asterisk; one asterisk (*) denotes less than 10 percent; two asterisks (**). 10 percent or more]

Table with columns: Blocks within census tracts, Total population, All housing units by condition and plumbing (Sound, Deteriorating, Dilapidated), Occupied housing units (Owner occupied, Renter occupied), Occupied by non-white, 1.01 or more persons per room.

City Block Characteristics

Table 2.—CHARACTERISTICS OF HOUSING UNITS, BY BLOCKS: 1960—Con.

["Total population" contains no persons in group quarters unless preceded by asterisk; one asterisk (*) denotes less than 10 percent; two asterisks (**), 10 percent or more]

Table with 18 columns: Blocks within census tracts, Total population, All housing units by condition and plumbing (Total, Sound, Deteriorating, Dilapidated), Occupied housing units (Owner occupied, Renter occupied), and 1.01 or more persons per room. Rows list various blocks from 27 to 66, including a section for W-15.

City Block Characteristics

Table 2.—CHARACTERISTICS OF HOUSING UNITS, BY BLOCKS: 1960—Con.

["Total population" contains no persons in group quarters unless preceded by asterisk; one asterisk (*) denotes less than 10 percent; two asterisks (**), 10 percent or more]

Blocks within census tracts	Total population	All housing units by condition and plumbing									Occupied housing units							
		Total	Sound			Deteriorating			Dilapidated	Owner occupied			Renter occupied			Occupied by non-white	1.01 or more persons per room	
			Total	With all plumbing facilities	Lacking some or all facilities	Total	With all plumbing facilities	Lacking some or all facilities		Total	Average value (dollars)	Average number of rooms	Total	Average contract (dollars)	Average number of rooms			
								With flush toilet										No flush toilet
46...	145	48	47	47	...	1	1	27	15000	5.1	21	47	3.5	...	4
47...	**84	17	17	16	...	1	14	13500	5.6	3
48...	80	26	22	22	17	12500	5.1	4	4
62...	63	24	23	23	19	13500	5.5	2
64...	25	8	8	8	5	...	5.6	3
76...	65	22	20	20	...	2	1	1	14	13000	5.1	7	56	4.7	...	1
77...	10	3
78...	217	66	49	49	...	17	16	1	28	12500	5.6	33	46	4.6	...	4
79...	32	10	9	9	...	1	1	7	12500	6.6	3	1
W-25...	2418	698	654	653	1	33	32	1	...	11	596	18500	5.5	83	54	4.3	5	49
1...	22	8	8	8	4	4	1
2...	115	33	27	27	...	4	4	2	28	17000	5.4	5	49	4.4	...	3
3...	164	45	40	40	...	4	4	1	40	22000	5.8	5	140	4.8	...	3
5...	113	31	25	25	...	6	6	13	13000	5.3	18	38	4.2	...	5
6...	42	15	15	15	15	14500	4.5
7...	62	21	21	20	1	12	15500	5.3	8	53	4.6
8...	9	3
9...	7	2
10...	26	9	7	7	...	2	2	5	12500	5.4	4
11...	20	8	8	8	3	4	1
12...	310	94	81	81	...	9	8	1	...	4	74	14000	5.3	12	37	4.5	3	11
13...	165	48	41	41	...	3	3	4	39	18500	5.4	6	...	3.5	...	4
14...	70	20	19	19	...	1	1	19	22000	5.6
15...	82	24	24	24	19	18000	5.3	4	2
16...	35	11	11	11	10	20000	5.2	1
17...	53	15	15	15	15	21000	5.9
18...	162	37	37	37	37	15000	5.2	6
19...	60	15	15	15	14	16500	5.8	1	1
20...	61	23	21	21	...	2	2	21	13000	5.1	2
22...	165	52	52	52	50	19500	5.4	1	2
23...	95	24	24	24	23	22000	5.8	1
24...	65	20	20	20	20	21000	5.5	1	1
25...	88	24	24	24	24	18500	5.7	1	...
26...	97	22	22	22	21	16000	5.7	1	2
27...	3	1
28...	127	38	36	36	...	2	2	32	23000	5.9	3	2
29...	77	19	19	19	19	23000	5.6	2
30...	71	21	21	21	21	20000	5.7	1
31...	52	15	15	15	15	20000	5.5	1

U.S. CENSUS OF HOUSING: 1960

Series HC(3)-103

CITY BLOCKS

West Hartford Town, Conn.


Prepared under the supervision of
WAYNE F. DAUGHERTY, Chief
Housing Division



U.S. DEPARTMENT OF COMMERCE
Luther H. Hodges, Secretary

BUREAU OF THE CENSUS

Richard M. Scammon, Director (From May 1, 1961)
Robert W. Burgess, Director (To March 3, 1961)





BUREAU OF THE CENSUS

RICHARD M. SCAMMON, *Director* (From May 1, 1961)
ROBERT W. BURGESS, *Director* (To March 3, 1961)

A. ROSS ECKLER, *Deputy Director*
HOWARD C. GRIEVES, *Assistant Director*
CONRAD TABUBER, *Assistant Director*
MORRIS H. HANSEN, *Assistant Director for Statistical Standards*
CHARLES B. LAWRENCE, JR., *Assistant Director for Operations*
WALTER L. KEHRES, *Assistant Director for Administration*
CALVERT L. DEDRICK, *Chief, International Statistical Programs Office*
A. W. VON STRUVE, *Acting Public Information Officer*

Housing Division—

WAYNE F. DAUGHERTY, *Chief*
DANIEL B. RATHBUN, *Assistant Chief*
BRULAH WASHBAUGH, *Special Assistant*
MILTON D. LIEBERMAN, *Chief, Coordination and Research*

Decennial Operations Division—GLEN S. TAYLOR, *Chief*
Electronic Systems Division—ROBERT F. DRURY, *Chief*
Field Division—JEFFERSON D. MCPHER, *Chief*
Geography Division—WILLIAM T. FAY, *Chief*
Population Division—HOWARD G. BRUNSMAN, *Chief*
Statistical Methods Division—JOSEPH STEINBERG, *Chief*

Library of Congress Card Number: A61-9347

SUGGESTED CITATION

U.S. Bureau of the Census. *U.S. Census of Housing: 1960. Vol. III, City Blocks.*
Series HC(3), No. 103.
U.S. Government Printing Office, Washington, D.C., 1961.

For sale by the Superintendent of Documents, U.S. Government Printing Office, Washington 25, D.C.
or any of the Field Offices of the Department of Commerce—Price 25 cents.

Table 2.—CHARACTERISTICS OF HOUSING UNITS, BY BLOCKS: 1960—Con.

["Total population" contains no persons in group quarters unless preceded by asterisk; one asterisk (*) denotes less than 10 percent; two asterisks (**), 10 percent or more]

Blocks within census tracts	Total population	All housing units by condition and plumbing										Occupied housing units								
		Sound					Deteriorating					Owner occupied			Renter occupied			Occupied by non-white	1.01 or more persons per room	
		Total	With all plumbing facilities	Lacking some or all facilities	Total	With all plumbing facilities	Lacking some or all facilities		Dilapidated	Total	Average value (dollars)	Average number of rooms	Total	Average contract rent (dollars)	Average number of rooms					
								With flush toilet		No flush toilet										
20...	86	25	25	25	24	26000	7.6	1
W-105...	2798	827	821	818	3	6	6	802	29000	6.6	14	142	6.4	1	9	...
1...	53	14	14	14	11	30000	8.7	3
W-106...	*3909	1307	1290	1282	8	17	17	883	17000	5.8	399	81	4.9	1	26	...
1...	**299	59	59	59	43	17000	5.9	15	70	5.1	...	1	...

City Block Characteristics

Table 2.—CHARACTERISTICS OF HOUSING UNITS, BY BLOCKS: 1960—Con.

["Total population" contains no persons in group quarters unless preceded by asterisk; one asterisk (*) denotes less than 10 percent; two asterisks (**), 10 percent or more]

Blocks within census tracts	Total population	All housing units by condition and plumbing									Occupied housing units							
		Total	Sound			Deteriorating			Dilapidated	Owner occupied			Renter occupied			Occupied by non-white	1.01 or more persons per room	
			Total	With all plumbing facilities	Lacking some or all facilities	Total	With all plumbing facilities	Lacking some or all facilities		Total	Average value (dollars)	Average number of rooms	Total	Average contract (dollars)	Average number of rooms			
								With flush toilet										No flush toilet
24...	195	65	65	65	38	21000	6.3	26	92	5.8	...	1	
25...	94	29	29	29	26	25000	7.0	3	
26...	124	45	45	45	30	23000	7.1	15	130	5.1	
27...	51	11	11	11	11	32000	6.9	
28...	19	5	5	5	5	30000	6.8	
29...	78	31	31	31	14	21000	7.4	16	134	4.3	...	1	
30...	71	24	24	24	14	26000	7.1	10	134	6.8	
31...	40	16	16	16	6	28000	7.8	10	104	6.2	
32...	16	6	6	6	5	...	7.8	
33...	28	9	9	9	6	27000	8.3	3	
WH-114...	*2586	776	776	776	709	39000	7.9	15	119	6.3	...	2	
1...	64	28	28	28	17	38000	7.5	
2...	426	141	141	141	126	37000	7.7	2	
5...	225	63	63	63	57	41000	8.6	5	...	7.2	
6...	25	10	10	10	7	38000	7.1	3	
7...	37	9	9	9	8	39000	8.1	1	
8...	37	9	9	9	9	42000	7.9	
9...	31	7	7	7	7	42000	9.0	
10...	21	7	7	7	6	42000	8.2	
11...	14	6	6	6	3	
12...	11	4	
13...	16	4	
14...	*256	70	70	70	61	41000	8.4	
15...	87	29	29	29	28	37000	6.8	1	
16...	376	117	117	117	110	41000	7.9	
17...	15	4	
18...	*261	73	73	73	70	41000	8.2	
19...	48	16	16	16	16	34000	7.3	
20...	54	21	21	21	19	41000	6.8	
21...	65	15	15	15	15	39000	7.2	1	
22...	291	79	79	79	77	40000	7.5	
23...	189	52	52	52	50	38000	9.0	2	1	
24...	37	12	12	12	11	33000	7.6	1	