

U.S. CENSUS OF HOUSING: 1960

Series HC(3)-111

CITY BLOCKS

Miami, Fla.

Prepared under the supervision of
WAYNE F. DAUGHERTY, Chief
Housing Division




U.S. DEPARTMENT OF COMMERCE

Luther H. Hodges, Secretary

BUREAU OF THE CENSUS

Richard M. Scammon, Director (From May 1, 1961)

Robert W. Burgess, Director (To March 3, 1961)





BUREAU OF THE CENSUS

RICHARD M. SCAMMON, *Director* (From May 1, 1961)

ROBERT W. BURGESS, *Director* (To March 3, 1961)

A. ROSS ECKLER, *Deputy Director*
HOWARD C. GRIEVES, *Assistant Director*
CONRAD TAEUBER, *Assistant Director*
MORRIS H. HANSEN, *Assistant Director for Statistical Standards*
CHARLES B. LAWRENCE, JR., *Assistant Director for Operations*
WALTER L. KEHRES, *Assistant Director for Administration*
CALVERT L. DEDRICK, *Chief, International Statistical Programs Office*
A. W. VON STRUVE, *Acting Public Information Officer*

Housing Division—

WAYNE F. DAUGHERTY, *Chief*
DANIEL B. RATHBUN, *Assistant Chief*
BEULAH WASHABAUGH, *Special Assistant*
MILTON D. LIBBERMAN, *Chief, Coordination and Research*

Decennial Operations Division—GLEN S. TAYLOR, *Chief*
Electronic Systems Division—ROBERT F. DRURY, *Chief*
Field Division—JEFFERSON D. MCPIKE, *Chief*
Geography Division—WILLIAM T. FAY, *Chief*
Population Division—HOWARD G. BRUNSMAN, *Chief*
Statistical Methods Division—JOSEPH STEINBERG, *Chief*

Library of Congress Card Number: A61-9347

SUGGESTED CITATION

U.S. Bureau of the Census. *U.S. Census of Housing: 1960. Vol. III, City Blocks.*
Series HC(3), No. 111.

U.S. Government Printing Office, Washington, D.C., 1961.

For sale by the Superintendent of Documents, U.S. Government Printing Office, Washington 25, D.C.
or any of the Field Offices of the Department of Commerce—Price 45 cents.

City Block Characteristics

Table 2.—CHARACTERISTICS OF HOUSING UNITS, BY BLOCKS: 1960—Con.

["Total population" contains no persons in group quarters unless preceded by asterisk; one asterisk (*) denotes less than 10 percent; two asterisks (**), 10 percent or more]

Blocks within census tracts	Total population	All housing units by condition and plumbing								Occupied housing units								
		Total	Sound			Deteriorating			Dilapidated	Owner occupied			Renter occupied			Occupied by non-white	1.01 or more persons per room	
			Total	With all plumbing facilities	Lacking some or all facilities	Total	With all plumbing facilities	Lacking some or all facilities		Total	Average value (dollars)	Average number of rooms	Total	Average contract rent (dollars)	Average number of rooms			
							With flush toilet	No flush toilet										
57...	93	42	41	41	1	34	41000	6.9	
58...	24	11	11	11	9	33000	6.8	
59...	37	14	13	13	1	13	18500	6.1	1	
60...	25	10	10	10	8	21000	6.0	1	
61...	23	10	10	10	8	23000	5.8	1	
62...	28	18	17	17	...	1	1	5	...	4.0	11	69	1.5	...	4	
63...	44	21	19	19	...	1	1	...	1	15	17000	5.6	3	
64...	52	29	27	27	...	2	2	12	17500	4.6	13	80	2.2	...	7	
66...	45	34	34	34	12	17500	5.5	13	90	2.4	
67...	35	17	17	17	11	15500	5.8	6	...	3.8	
68...	34	24	22	22	...	2	2	5	...	4.4	13	106	3.1	
69...	37	21	21	21	9	20000	5.4	12	77	2.6	...	1	
70...	18	9	8	8	...	1	1	8	29000	5.9	
71...	29	15	15	15	13	21000	5.9	1	
72...	12	5	5	5	4	
73...	50	23	23	23	19	22000	6.1	2	
74...	61	28	28	28	27	18500	6.0	1	
75...	22	8	8	8	7	24000	6.9	1	
76...	29	18	18	18	1	15	146	3.7	...	1	
77...	58	26	26	26	15	16500	5.7	11	126	2.2	
78...	37	24	24	24	13	16000	5.2	7	76	2.7	...	1	
79...	56	29	29	29	14	16500	5.9	11	76	2.2	...	1	
80...	56	27	26	26	...	1	1	19	17000	5.2	4	
82...	24	10	9	9	...	1	1	10	19000	6.6	
83...	46	25	25	25	23	19000	6.0	
84...	79	31	31	31	29	22000	6.3	1	
85...	70	30	30	30	27	23000	6.0	3	
86...	52	23	22	22	...	1	1	19	19000	6.1	1	
87...	25	11	11	11	10	21000	6.0	
88...	39	24	24	24	1	22	109	2.7	
89...	59	25	21	21	...	4	4	19	18000	5.6	4	1	
90...	48	32	30	30	...	2	2	13	16500	4.8	12	69	2.3	
91...	44	23	23	23	13	14500	5.5	8	68	1.8	...	3	
92...	65	96	95	95	...	1	1	17	19500	6.1	13	68	1.9	...	4	
93...	206	95	95	95	80	21000	6.1	8	107	3.4	...	1	
97...	64	52	52	43	9	21	15500	5.2	14	75	3.4	...	1	
98...	60	32	28	28	...	3	3	...	1	7	...	5.6	16	90	3.4	...	1	
99...	4	3	
100...	51	24	24	24	12	15000	5.9	12	85	3.7	
101...	51	55	55	55	14	13000	5.3	13	66	3.0	
102...	27	24	23	23	1	9	17000	6.0	2	
103...	93	44	44	43	1	30	15000	5.9	10	114	4.3	1	1	
104...	70	47	47	47	15	...	5.0	25	69	3.4	
105...	50	24	24	24	7	...	4.9	17	87	3.1	...	2	
106...	8	
107...	76	4	44	44	12	...	4.5	25	82	3.0	
109...	68	38	38	38	19	17000	6.5	8	88	4.9	
110...	39	14	14	14	12	18500	5.5	2	
111...	105	64	64	64	14	...	4.6	37	91	3.3	...	1	
113...	64	22	22	22	11	17000	4.8	9	91	4.1	...	2	
114...	95	68	67	67	1	14	10500	4.9	27	78	2.8	...	4	
115...	87	55	55	55	8	...	3.5	40	81	3.1	
116...	81	39	39	39	17	11500	5.0	19	94	3.7	1	3	
117...	52	21	21	21	10	14500	4.9	10	85	4.2	
118...	44	22	22	22	8	...	5.8	11	149	2.9	...	1	
119...	93	78	78	78	17	16000	4.1	31	80	3.3	1	3	
122...	122	75	75	75	7	...	4.1	57	81	3.4	...	1	
123...	71	40	40	40	7	...	5.1	30	76	2.7	...	5	
124...	44	30	30	30	4	21	75	2.1	...	3	
125...	113	88	88	88	14	...	5.0	41	73	3.2	1	...	
126...	**98	27	27	27	15	16000	5.9	9	78	4.1	
127...	77	27	27	27	24	37000	6.4	
128...	292	214	214	213	1	47	16500	4.5	97	81	3.0	...	3	
130...	407	265	261	260	1	4	4	25	22000	3.7	195	89	2.9	1	5	
131...	77	33	33	33	25	30000	6.2	2	
132...	53	23	23	23	18	23000	6.3	3	
133...	12	9	8	8	...	1	1	3	1	
134...	17	7	7	7	4	2	
135...	90	31	28	28	...	3	3	25	23000	6.2	6	69	2.8	...	3	
136...	48	19	19	19	14	21000	6.1	3	
137...	33	16	16	16	10	19500	4.7	5	130	5.0	
142...	95	35	35	34	1	28	20000	6.5	6	79	2.7	...	1	
143...	60	26	26	26	24	21000	5.6	1	
144...	6	3	
145...	154	59	59	59	48	18500	5.9	10	85	5.0	...	2	
146...	98	49	49	49	17	16000	6.2	29	77	4.0	
14.....	*6799	3193	2768	2702	66	402	270	79	53	23	1177	12000	4.7	1621	81	3.3	6	209
1...	70	23	22	22	1	19	16500	5.9	2
2...	63	31	31	31	20	16500	5.4	9	76	3.8	...	1	
3...	57	24	24	24	21	15500	5.9	2	
4...	68	38	38	38	18	14500	5.7	20	74	3.0	
8...	98	62	61	61	...	1	1	16	12500	4.7	36	72	2.6	...	4	
9...	69	42	41	41	...	1	1	15	11000	4.9	17	68	3.6	
10...	30	16	14	14	...	2	2	5	...	4.4	9	152	4.3	
12...	39	20	20	20	8	22000	6.3	11	80	3.7	
14...	58	39	36	36	...	3	3	11	11500	5.1	19	67	2.8	...	1	

Table 2.—CHARACTERISTICS OF HOUSING UNITS, BY BLOCKS: 1960—Con.

["Total population" contains no persons in group quarters unless preceded by asterisk; one asterisk (*) denotes less than 10 percent; two asterisks (**), 10 percent or more]

Blocks within census tracts	Total population	All housing units by condition and plumbing								Occupied housing units							
		Sound			Deteriorating			Dilapidated	Owner occupied			Renter occupied			Occupied by non-white	1.01 or more persons per room	
		Total	With all plumbing facilities	Lacking some or all facilities	Total	With all plumbing facilities	Lacking some or all facilities		Total	Average value (dollars)	Average number of rooms	Total	Average contract rent (dollars)	Average number of rooms			
15...	42	31	31	31	10	9000	4.9	13	69	2.5	...	1
18...	3	3
21...	3
25...	22	11	11	11	3	6	69	2.8	...	3
26...	36	31	20	17	3	11	6	5	...	5	...	4.4	16	54	2.6	...	2
28...	29	39	23	16	7	8	...	8	...	1	21	51	1.9	...	1
29...	22	12	9	9	...	3	3	2	10	52	2.5	...	1
31...	52	29	24	23	1	5	5	3	25	75	3.1
32...	32	12	12	12	...	5	5	4	12	64	4.2
33...	**74	17	1	1	...	4	4	1	4
34...	6	3
38...	103	53	47	44	3	5	5	...	1	12	9500	4.9	35	220	3.5	...	2
39...	94	45	40	39	1	5	5	7	...	3.6	19	170	3.2	...	1
40...	40	17	12	12	...	5	5	8	6500	6.1	9	361	3.0	...	1
41...	61	22	14	14	...	8	5	3	...	11	8500	5.6	8	248	3.9	...	3
43...	34	17	7	7	...	10	9	1	...	8	7000	5.1	9	55	2.7	...	1
44...	96	34	20	19	1	14	14	13	9000	5.3	18	93	3.8	...	4
45...	27	14	8	8	...	6	6	6	...	4.3	8	67	2.4	...	3
46...	26	11	3	3	...	6	6	...	2	5	14000	6.0	5	72	4.2
47...	**57	15	5	5	...	9	9	...	1	7	9000	4.9	7	71	4.1	...	4
48...	**57	19	10	10	...	8	8	...	1	6	...	4.8	11	72	4.0	...	2
49...	118	52	45	43	2	7	7	7	10500	4.9	37	100	3.6	...	5
50...	43	12	2	2	...	10	10	6	11000	5.2	5	71	4.4	...	2
52...	47	15	11	11	...	4	4	9	10000	5.3	5	71	3.4	...	2
53...	66	36	28	28	...	8	8	14	8000	4.6	19	67	2.6	...	1
54...	72	27	27	27	16	9500	5.2	10	82	4.3	...	1
55...	70	27	27	27	15	11500	5.9	11	90	3.7	...	1
56...	**45	22	22	22	5	...	5.8	17	80	2.8
57...	21	16	8	8	...	8	1	7	...	3	13	47	2.4
60...	18	7	7	7	5	7000	5.0	2
61...	*102	43	41	40	1	2	2	15	20000	3.5	27	69	3.4	...	3
62...	89	39	38	38	...	1	1	17	12000	5.3	22	112	3.5	...	1
64...	55	28	19	19	...	9	9	6	...	4.5	16	65	3.5	...	2
67...	42	14	6	6	...	8	8	5	...	5.4	8	69	4.1	...	1
68...	47	24	21	21	...	3	3	12	8500	4.5	10	61	4.0
69...	43	27	23	23	...	4	4	5	...	4.0	20	77	2.5	...	1
70...	21	11	8	8	...	3	3	4	6	57	2.5
71...	**82	28	28	28	11	14000	4.1	15	69	3.5	...	4
72...	20	12	12	12	2	9	63	3.9
73...	42	24	24	24	14	10500	4.9	4
74...	63	27	27	27	18	18000	5.4	8	63	2.8	...	1
75...	20	14	14	14	7	10000	4.4	3
77...	68	20	20	20	2	16	43	4.3	...	6
78...	59	20	20	20	20	32	3.7	...	2
79...	168	45	45	45	1	43	38	4.1	...	9
80...	103	23	23	23	4	19	35	4.3	...	8
81...	*271	60	60	60	5	12000	6.0	53	45	4.4	...	22
82...	78	29	29	29	16	10000	5.2	12	72	4.3	...	2
84...	**9
87...	34	24	23	23	...	1	1	4	11	81	3.4
88...	20	13	13	13	1	9	70	2.7	...	3
89...	47	26	25	25	...	1	1	11	7000	4.6	9	70	3.0	...	3
90...	28	13	13	13	3	8	73	3.9	...	1
91...	7	9	8	7	1	1	1	6	8000	4.8	3
92...	24	23	19	19	...	1	1	...	3	3	1
93...	15	8	7	7	...	1	1	8	9000	4.3
94...	28	12	12	12	3	9	75	3.2	...	1
96...	11	5	4	4	...	1	1	3	2
97...	329	166	72	70	2	94	5	36	53	95	...	1.9	68	77	3.6	1	23
98...	31	16	16	13	3	5	9500	4.0	10	61	2.9	...	1
100...	45	17	13	13	...	4	4	7	...	5.0	9	53	2.7	...	5
101...	11	4
102...	28	12	12	12	4	6	60	3.7
110...	30	16	16	16	4	6	70	3.7	...	1
111...	53	28	28	28	9	...	4.6	12	77	3.8	...	1
112...	74	28	28	28	12	13500	4.8	13	72	3.5	...	2
114...	56	26	26	26	11	14500	5.2	12	67	3.5	...	1
115...	15	8	8	8	4	3	1
116...	60	29	29	29	16	11000	4.4	10	73	3.3	...	2
117...	48	21	20	18	2	1	1	11	15000	5.4	10	72	3.7
118...	67	34	30	30	...	4	4	16	10000	5.1	14	73	3.4	...	1
119...	63	27	27	27	10	14500	4.5	15	79	2.7	1	5
120...	*132	68	64	63	1	4	4	18	13500	5.1	38	114	2.9	...	4
121...	135	58	51	50	1	6	6	...	1	30	10500	5.0	23	81	4.0	...	2
122...	151	64	57	57	...	7	7	34	11500	5.1	24	76	3.8	2	1
124...	75	33	29	29	...	4	1	3	...	11	...	4.5	19	72	3.2	...	3
125...	86	34	33	33	...	1	1	16	11000	5.4	16	65	3.5
126...	85	31	31	31	12	13000	5.8	14	68	4.1	...	2
127...	68	20	18	18	...	1	1	...	1	4	11000	5.4	4	5
128...	25	12	12	12	19	9500	4.6	3
129...	80	32	32	32	19	9500	4.9	12	82	4.2	...	1
131...	74	28	28	28	13	11000	5.3	11	77	3.9	...	2
132...	52	19	19	18	1	11	11500	5.5	7	76	4.0	...	2
133...	50	18	18	17	1	11	11500	5.2	7	76	3.7	...	1
134...	159	92	88	88	...	4	4	23	11000	4.9	58	74	3.2	...	5
135...	69	52	51	45	6	1	1	15	11500	5.2	25	66	2.6
136...	5	7	7	7	2	1

Table 2.—CHARACTERISTICS OF HOUSING UNITS, BY BLOCKS: 1960—Con.

["Total population" contains no persons in group quarters unless preceded by asterisk: one asterisk (*) denotes less than 10 percent; two asterisks (**), 10 percent or more]

Blocks within census tracts	Total population	All housing units by condition and plumbing									Occupied housing units							
		Sound				Deteriorating				Dilapidated	Owner occupied			Renter occupied			Occupied by non-white	1.01 or more persons per room
		Total	With all plumbing facilities	Lacking some or all facilities	Total	With all plumbing facilities	Lacking some or all facilities		Total		Average value (dollars)	Average number of rooms	Total	Average contract rent (dollars)	Average number of rooms			
							With flush toilet	No flush toilet										
6...	6	3
7...	1	1
8...	8	2
10...	2	1
18-A....	*733	236	142	140	2	74	69	5	...	20	149	13500	5.3	78	79	3.7	220	31
1...	12	4
3...	**10	1
4...	33	9	9	8	65	3.0	7	4
5...	65	28	21	21	...	6	5	1	...	1	11	13500	5.2	17	79	3.2	28	3
6...	82	24	17	17	...	6	6	1	24	13000	5.3	24	2
7...	66	24	9	9	...	15	15	23	11000	4.6	22	2
8...	63	21	15	15	...	6	6	17	14500	4.9	4	20	1
9...	73	18	5	5	...	13	13	14	15500	6.0	4	18	3
10...	76	21	13	13	...	4	4	4	14	18000	6.1	6	86	4.3	20	2
11...	71	23	12	12	...	9	7	2	...	2	17	13000	5.2	6	81	4.7	23	4
12...	61	19	11	10	1	7	7	11	12500	5.2	5	90	4.0	14	5
13...	22	8	5	5	...	2	2	1	6	14000	5.8	2	6	...
14...	99	36	32	31	1	4	4	11	13000	5.1	23	76	3.3	34	5
18-B....	*2555	1058	976	957	19	71	67	4	...	11	540	10500	5.0	438	72	3.6	3	59
1...	30	17	6	6	...	5	5	6	6	11500	5.3	9	61	3.4
2...	32	13	10	10	...	3	3	5	10500	4.8	7	58	4.6
3...	64	25	25	25	19	10500	4.5	5	78	4.4	...	1
4...	50	25	21	21	...	3	3	1	17	10500	5.0	5	73	3.2
5...	53	20	20	20	13	11000	4.9	6	74	3.5	...	1
6...	54	21	21	21	13	11000	4.9	6	74	3.5	...	1
7...	60	22	22	22	14	11000	5.1	6	74	3.8	...	2
8...	50	18	18	18	12	11000	5.0	5	74	3.8	...	1
9...	60	22	22	22	15	11000	4.8	6	74	3.8	...	2
10...	78	29	29	29	19	11000	4.9	8	74	3.8	...	3
11...	105	36	35	35	...	1	1	15	10000	4.9	19	107	3.8	1	5
12...	88	35	34	34	17	12000	4.8	14	87	4.0	1	4
13...	36	17	17	17	...	1	1	9	11000	5.0	6	59	3.7
14...	79	34	33	33	...	1	1	20	9500	5.0	13	71	3.2	...	2
15...	82	30	26	26	...	4	4	17	10500	5.8	13	65	3.8	...	3
16...	57	23	22	22	...	1	1	13	14000	4.2	9	77	4.0	...	1
17...	47	19	19	19	12	10500	5.5	4
18...	60	24	24	23	1	17	9500	5.5	5	75	3.6
19...	69	32	31	29	2	1	1	17	8500	4.8	15	69	3.8
20...	43	20	20	20	16	9000	5.4	4	1
21...	55	23	23	23	17	10500	5.2	5	100	3.6	...	1
22...	70	32	31	31	...	1	1	10	9500	4.7	17	67	3.5	...	1
23...	100	29	27	27	...	2	2	11	10000	6.0	15	74	4.7	...	3
24...	61	24	24	24	16	10000	5.3	8	78	3.9	...	1
25...	80	32	32	32	14	10000	5.1	15	68	3.7	...	1
26...	74	36	34	30	4	2	1	1	20	7000	4.6	13	67	3.7	...	2
27...	82	35	35	29	6	20	8500	4.2	11	68	3.5	1	4
28...	50	22	21	21	...	1	1	17	9000	4.9	5	61	3.0	...	1
29...	59	24	24	24	8	10000	5.6	14	70	3.2
30...	65	28	27	26	1	1	1	16	10500	5.2	9	65	2.8
31...	68	25	25	25	12	13000	5.3	13	54	3.2	...	3
32...	68	26	26	26	16	11000	5.1	9	87	3.4	...	4
34...	48	22	22	21	1	12	10000	4.8	9	73	3.3
35...	92	40	17	17	...	23	21	2	10	18500	5.5	27	61	3.7
36...	2	1
37...	96	39	35	35	...	2	2	2	18	9500	5.3	15	69	4.2	...	2
38...	77	35	31	27	4	4	4	7	...	5.0	22	65	3.7	...	4
39...	**34	9	4	4	...	4	4	1	4	4
40...	4	4
41...	101	56	49	49	...	7	7	16	9000	4.9	35	74	2.9	...	2
42...	72	34	29	29	...	4	3	1	...	1	10	9500	4.3	22	70	3.1	...	3
18-C....	*276	119	81	78	3	37	28	9	...	1	48	10500	5.0	56	68	3.5	1	6
1...	**69	29	11	10	1	18	10	8	7	11000	5.0	18	63	3.1	...	4
2...	73	27	21	21	...	5	4	1	...	1	14	9000	5.6	11	67	4.4
3...	68	29	23	23	...	6	6	11	...	4.7	13	71	3.9	1	1
4...	59	29	21	21	...	8	8	13	12500	4.6	13	75	3.1	...	1
6...	6	3
7...	1	1
8...	...	1
19-A....	*5810	1557	1511	1496	15	41	37	4	...	5	495	11000	5.3	948	83	3.6	1338	494
1...	60	22	21	19	2	1	...	1	7	8000	4.3	13	69	3.6	16	4
2...	92	25	24	24	...	1	1	3	18	66	3.2	20	15
3...	447	111	111	109	2	3	105	84	3.6	108	52
4...	203	69	69	69	10	9500	5.4	43	91	3.5	53	15
5...	107	31	31	31	17	8500	4.8	13	70	3.8	29	5
6...	454	105	105	105	102	76	3.4	102	54
7...	518	132	131	131	...	1	1	1	123	77	3.5	124	64
8...	439	105	105	104	1	4	98	83	3.6	102	51
9...	154	49	42	42	...	5	4	1	...	2	6	9500	3.8	37	68	3.2	43	15
10...	114	22	20	20	...	2	2	20	12500	5.0	2	22	7
11...	88	21	21	21	18	11000	5.6	3	18	4
12...	37	10	9	9	...	1	1	5	12000						

City Block Characteristics

Table 2.—CHARACTERISTICS OF HOUSING UNITS, BY BLOCKS: 1960—Con.

["Total population" contains no persons in group quarters unless preceded by asterisk: one asterisk (*) denotes less than 10 percent; two asterisks (**), 10 percent or more]

Blocks within census tracts	Total population	All housing units by condition and plumbing									Occupied housing units								
		Sound					Deteriorating				Dilapidated	Owner occupied			Renter occupied			Occupied by non-white	1.01 or more persons per room
		Total	With all plumbing facilities	Lacking some or all facilities	Total	With all plumbing facilities	Lacking some or all facilities		Total	Average value (dollars)		Average number of rooms	Total	Average contract rent (dollars)	Average number of rooms				
							With flush toilet	No flush toilet											
13...	74	19	19	19	14	10500	6.1	5	83	5.4	13	2	
14...	101	24	19	19	20	10000	5.3	3	23	6	
15...	95	24	21	21	18	8500	5.1	6	94	4.8	22	5	
16...	102	46	44	44	6	13500	4.7	38	76	3.1	44	2	
17...	*148	32	31	28	3	19	12000	5.5	13	71	3.8	32	9	
18...	125	22	22	22	14	10000	5.5	8	79	4.8	22	10	
19...	104	22	18	18	21	9500	5.7	20	6	
20...	84	20	19	19	16	10000	5.3	4	17	4	
21...	83	20	19	19	16	10000	5.3	4	16	4	
22...	*83	24	20	20	23	10500	5.7	20	2	
23...	109	27	26	25	1	21	9500	5.4	3	21	6	
24...	264	58	58	58	12	11500	5.5	44	79	3.4	56	28	
25...	37	9	8	8	3	4	6	4	
26...	58	14	13	13	4	7	83	3.7	10	5	
27...	112	37	37	37	9	10500	5.6	22	71	3.1	31	10	
28...	62	15	13	13	11	10000	5.1	3	10	4	
29...	11	4	
30...	7	4	
31...	17	4	
32...	11	2	
33...	354	113	113	108	5	6	12000	5.7	89	114	3.5	94	34	
34...	93	29	28	27	1	4	23	67	3.3	26	8	
35...	63	18	18	18	3	12	81	3.3	15	8	
36...	83	20	20	20	17	11500	5.9	2	19	3	
37...	18	5	5	5	2	2	4	2	
38...	26	14	14	14	7	15500	5.1	4	7	...	
39...	25	8	8	8	4	4	1	
40...	**19	4	
41...	8	4	
42...	26	7	7	7	2	4	2	3	
43...	10	4	
44...	23	9	9	9	4	4	5	2	
45...	14	11	11	11	3	5	...	3.0	7	...	
46...	96	29	29	29	18	17000	5.3	10	99	4.0	19	4	
47...	34	8	8	8	6	...	5.8	1	5	1	
48...	75	20	19	19	18	11500	5.6	1	15	3	
49...	20	6	6	6	6	12500	5.2	5	...	
50...	83	20	20	20	10	12500	5.5	8	86	4.5	16	8	
51...	79	20	20	20	14	11000	5.7	6	87	4.8	14	5	
52...	27	8	8	8	5	12000	4.6	2	6	2	
53...	23	8	8	8	7	12000	5.4	1	5	...	
54...	97	21	21	21	15	10500	5.7	5	95	5.0	19	6	
55...	114	42	41	41	9	13500	5.3	31	90	3.2	38	5	
19-B...	*8898	2899	2595	2545	50	246	225	21	...	58	1020	11500	5.0	1540	83	3.5	1616	636	
1...	261	89	85	85	...	3	3	1	75	95	3.3	75	27	
2...	267	80	78	78	...	2	2	4	62	72	3.4	66	30	
3...	361	100	100	100	1	77	76	3.5	78	47	
4...	135	45	44	44	...	1	1	1	34	94	3.3	34	18	
5...	342	113	106	106	...	1	1	7	13000	3.7	85	70	3.1	90	37	
6...	*357	103	102	102	...	1	...	1	8	7500	3.8	82	79	3.3	90	42	
7...	*573	147	145	145	...	2	2	10	8500	3.9	127	90	3.2	137	67	
8...	*429	118	111	104	7	7	6	1	3	104	89	3.5	106	44	
9...	217	68	64	61	3	4	4	6	10000	4.7	55	71	3.4	58	20	
10...	70	18	17	17	...	1	1	11	10000	4.7	7	86	4.4	16	6	
11...	111	30	20	16	4	3	3	9	9000	4.8	20	81	3.6	29	8	
12...	150	58	54	52	2	2	1	1	5	9000	5.0	37	76	3.5	42	10	
13...	120	72	60	57	3	12	10	2	10	7500	3.9	30	68	3.3	38	9	
14...	102	28	11	11	...	17	13	4	9	10000	4.7	16	75	3.7	24	8	
15...	117	27	18	17	1	8	6	2	1	9000	4.4	10	82	3.3	22	8	
16...	310	90	80	80	...	9	8	1	10	9000	5.2	64	96	3.4	73	39	
17...	233	78	74	73	1	4	4	5	8500	5.2	58	79	3.4	61	23	
18...	75	26	25	22	3	13	10000	5.2	11	89	3.1	21	3	
19...	94	29	22	21	1	7	4	3	13	10500	4.2	11	163	3.9	18	9	
20...	285	101	99	94	5	2	2	7	8000	5.6	69	79	3.3	73	29	
21...	56	18	18	16	2	13	12000	4.7	4	13	4	
22...	58	20	20	20	17	14500	4.8	3	20	2	
23...	93	24	24	23	1	15	12500	4.7	8	99	4.3	22	7	
24...	48	15	15	15	14	11500	4.7	1	14	2	
26...	62	13	13	13	11	13500	5.5	2	13	3	
27...	81	27	25	19	6	2	2	13	13000	5.7	13	80	2.8	20	3	
28...	101	35	35	35	7	12000	4.6	28	87	3.8	34	5	
29...	77	24	22	22	...	1	1	14	13500	6.1	9	80	4.0	18	2	
30...	64	19	19	19	17	13000	5.8	1	12	2	
31...	71	17	12	12	...	5	5	9	15000	5.4	7	93	4.9	14	3	
32...	19	7	6	6	6	11500	5.3	1	5	...	
33...	20	6	5	5	5	10500	5.4	4	...	
34...	15	4	
35...	31	13	8	8	...	5	5	
36...	34	20	19	19	...	1	1	5	10000	5.6	5	...	4.8	
37...	11	2	6	10000	5.2	9	66	3.1	1	1	
38...	15	6	5	5	...	1	1	1	
39...	38	16	14	14	...	2	2	3	2	1	...	
40...	11	8	8	8	5	12000	5.4	6	94	3.8	9	3	
41...	9	7	7	7	4	3	...	
42...	88	30	28	28	...	2	2	13	14000	5.5	13	77	3.6	20	3	

Table 2.—CHARACTERISTICS OF HOUSING UNITS, BY BLOCKS: 1960—Con.

["Total population" contains no persons in group quarters unless preceded by asterisk; one asterisk (*) denotes less than 10 percent; two asterisks (**), 10 percent or more]

Blocks within census tracts	Total population	All housing units by condition and plumbing									Occupied housing units							
		Total	Sound			Deteriorating			Dilapidated	Owner occupied			Renter occupied			Occupied by non-white	1.01 or more persons per room	
			Total	With all plumbing facilities	Lacking some or all facilities	Total	With all plumbing facilities	Lacking some or all facilities		Total	Average value (dollars)	Average number of rooms	Total	Average contract rent (dollars)	Average number of rooms			
								With flush toilet										No flush toilet
43...	280	95	59	59	...	24	24	12	56	11000	4.9	27	78	4.1	44	11
44...	74	19	16	16	...	3	3	13	12500	5.1	3	12	3
46...	54	15	15	14	1	7	15000	5.7	6	136	4.0	14	6
47...	88	24	24	24	12	15000	5.3	11	136	3.5	22	4
48...	72	25	25	25	14	13500	4.9	6	105	4.5	19	2
49...	89	31	31	31	12	14000	4.8	16	123	3.9	26	3
50...	59	19	19	17	2	11	14500	4.5	8	110	4.4	15	2
51...	47	16	16	16	13	12500	4.6	3	15	3
52...	85	25	24	23	1	1	1	15	12500	5.3	10	96	3.7	19	5
53...	34	11	11	11	8	16000	5.6	3	8	1
54...	51	23	23	23	15	12000	5.3	5	62	3.6	10	...
55...	11	4
56...	41	11	11	11	4	4	7	3
57...	55	15	15	14	1	7	19000	3.6	8	76	3.1	10	7
58...	37	15	14	14	...	1	1	5	...	5.0	9	92	2.8	8	1
59...	60	25	23	21	2	2	2	11	13000	4.4	13	69	3.0	9	4
60...	51	16	12	12	...	3	3	1	8	11500	5.3	8	57	3.9	...	3
61...	28	13	11	11	...	2	2	8	10500	3.8	5	80	3.6	...	1
62...	59	18	15	15	...	3	3	13	11500	5.1	5	68	3.4	...	1
63...	48	27	22	19	3	4	3	1	...	1	7	11500	5.0	17	62	2.9	...	1
64...	80	23	23	23	13	11000	5.4	10	83	4.3	...	3
65...	68	23	13	13	...	10	10	16	11000	5.2	6	78	4.0	...	3
66...	75	25	20	20	...	5	5	19	11000	5.0	5	...	2.4	...	2
67...	68	25	19	19	...	6	6	15	10500	5.2	9	71	3.9	...	2
68...	72	24	12	12	...	10	8	2	...	2	15	11000	4.7	9	66	3.9	...	3
69...	67	25	17	17	...	5	4	1	...	3	19	9500	5.1	6	70	3.8
70...	74	24	19	19	...	5	5	19	11500	5.2	5	73	3.8	...	3
71...	88	26	25	25	...	1	1	18	9500	5.2	6	72	4.3	...	3
72...	28	13	13	12	1	8	10000	5.5	4	1
73...	48	18	18	18	7	15000	6.3	10	75	3.2
74...	75	27	27	27	15	15000	5.3	11	82	3.9	...	1
75...	28	11	11	11	6	10500	4.7	5	92	5.0
76...	38	14	13	13	...	1	1	11	13000	5.1	1	1	...
77...	29	14	14	14	7	14000	5.3	4
78...	18	8	8	8	5	...	4.6	3
79...	18	8	8	8	5	...	4.6	3
80...	29	12	12	12	6	15000	5.5	6	74	3.3	...	1
81...	9	4
82...	18	7	6	6	...	1	1	4	3
83...	31	15	15	15	5	17000	4.0	9	83	3.8	...	1
84...	68	27	24	24	...	3	3	24	11000	5.5	1	1
85...	69	25	25	25	19	11000	4.8	6	86	3.7	...	2
86...	27	10	9	9	...	1	1	5	...	4.6	5	72	4.0
87...	94	29	29	29	17	11000	4.9	12	79	4.4	...	4
88...	65	23	18	18	...	5	5	21	11000	5.0	1
89...	93	30	15	15	...	7	6	1	...	8	15	9500	4.7	14	78	3.6	...	4
90...	56	22	5	5	...	12	12	15	8000	4.6	6	64	3.7	...	2
91...	69	30	15	15	...	11	11	16	9000	4.7	7	75	3.7	...	3
92...	82	32	22	22	...	10	10	14	15000	5.1	16	75	3.9	...	1
93...	68	22	22	22	19	11000	4.9	2	1
94...	86	23	23	23	15	13000	5.4	7	84	4.7	...	3
95...	49	19	18	18	...	1	1	9	10500	5.8	8	75	3.6	...	1
96...	54	21	21	21	19	13500	5.5	2
97...	49	19	19	19	12	14500	4.9	5	91	4.6	...	1
98...	74	23	20	20	...	2	2	15	13000	5.8	8	89	4.1
20-A....	*3695	1745	1458	1386	72	223	147	40	36	64	582	11500	4.1	997	59	3.4	25	117
1...	11	6	2	2	...	4	...	3	1	...	2	4	5	...
2...	121	78	43	20	23	35	4	3	28	...	67	...	2.4	11	55	2.5	...	4
3...	114	69	68	68	...	1	1	20	15500	5.2	39	77	3.1
4...	108	51	48	47	1	3	3	32	13000	5.0	17	76	4.0	...	1
6...	37	14	10	5	5	4	...	4	3	10	51	3.3	13	4
9...	*110	62	61	61	...	1	1	21	11500	5.0	22	81	3.4	...	1
10...	104	41	39	39	...	2	2	14	22	84	4.3	...	2
11...	48	32	32	32	6	...	3.3	21	65	3.1	...	2
15...	1	1
16...	163	91	91	91	78	68	3.4	1	1
17...	42	16	15	15	...	1	1	8	18000	4.9	8	85	4.6	...	1
18...	19	11	10	10	...	1	1	5	...	6.2	3	1
19...	66	18	6	4	2	10	9	1	...	2	9	8000	5.0	8	72	3.9	...	4
20...	40	15	6	6	...	8	8	1	6	9500	5.0	8	55	4.6
21...	89	36	16	15	1	9	5	3	...	12	13	8500	4.9	20	74	4.0	...	2
22...	881	345	345	345	344	34	3.4	...	30
23...	43	16	12	12	...	4	4	11	12500	5.8	5	74	4.8
24...	72	29	29	29	25	12000	5.4	4	1
25...	44	20	19	19	...	1	1	18	13500	5.1	1
27...	5	3	9	5
28...	29	18	18	18	9	96	2.6
30...	8	3
31...	20	7	5	5	...	2	2	7	69	4.0	...	1
33...	25	11	10	8	2	5	...	4.2	6	48	3.3
35...	12	6	6	6	2	4
36...	20	7	3	3	...	4	1	2	1	...	3	2	4	2
37...	4	10	10	10	1	1
38...	3	1
43...	31	24	24	24	23	50	2.2

City Block Characteristics

Table 2.—CHARACTERISTICS OF HOUSING UNITS, BY BLOCKS: 1960—Con.

["Total population" contains no persons in group quarters unless preceded by asterisk: one asterisk (*) denotes less than 10 percent; two asterisks (**), 10 percent or more]

Blocks within census tracts	Total population	All housing units by condition and plumbing									Occupied housing units							
		Sound			Deteriorating			Dilapidated	Owner occupied			Renter occupied			Occupied by non-white	1.01 or more persons per room		
		Total	With all plumbing facilities	Lacking some or all facilities	Total	With all plumbing facilities	Lacking some or all facilities		Total	Average value (dollars)	Average number of rooms	Total	Average contract rent (dollars)	Average number of rooms				
							With flush toilet										No flush toilet	
44...	6	1
45...	3	6	6	2	4	1	1
46...	2	1
47...	12	8	8	8	2	5	76	3.6	...
48...	11	10	10	9	1	3	3
49...	2	1
54...	...	1
55...	36	16	2	2	...	14	14	14	54	3.6	1
56...	6	4
57...	14	9	9	3	6	3	5	65	2.2	1
58...	14	10	7	7	...	3	1	2	1	7	68	2.7	...
59...	10	3
60...	5	2
61...	4	4
62...	5	3
63...	43	25	25	25
64...	39	16	16	16	10	3.9	13	80	3.5
65...	56	22	22	22	9	15000	4.7	7	89	3.6
66...	15	8	6	6	...	2	2	6	5.0	16	76	3.3	...	2	
67...	11	8	7	2	5	1	1	1	...	6	66	3.5	
70...	295	143	131	12	14	5	3	6	133	...	2.8	14	70	2.6	11	
72...	52	32	32	32	31	111	2.0	3	
73...	15	5	1	1	...	4	2	2	1	4	1	
74...	2	1
75...	20	11	8	8	...	3	3	4	6	47	3.2
77...	17	17	17	17	6	9	84	2.8	...	1
78...	28	19	19	19	4	9	74	3.2
79...	22	12	12	12	6	3	1
80...	*23	11	9	9	...	2	2	5	4	2
81...	72	39	39	33	6	19	12500	4.1	16	74	3.4	...	2
82...	173	70	44	42	2	21	16	5	...	5	37	8500	4.9	22	73	4.0	...	5
83...	114	45	29	28	1	15	10	5	...	1	11	...	5.1	28	73	3.1	...	9
84...	57	18	18	18	...	11	10	1	...	3	3	25	65	2.7	...	4
85...	56	24	3	3	...	11	6	5	...	10	5	...	4.8	14	55	2.9	...	7
86...	20	8	4	4	...	2	2	2	2	5	...	3.8	...	2
87...	28	15	5	5	...	7	7	3	5	...	4.0	8	61	3.6
88...	26	9	1	1	...	2	2	6	4	4
89...	55	24	1	1	...	16	16	7	7	7500	5.1	16	47	3.9	...	1
90...	30	10	4	4	6	3	7	67	4.6
91...	14	5	1	...	1	4	4	1
20-B...	*5430	2545	2101	2073	28	314	298	13	3	130	923	10500	4.7	1351	70	3.3	6	144
1...	39	15	2	2	...	1	1	12	4	10	67	3.2	...	3
2...	25	16	7	7	...	5	5	4	5	...	4.0	7	69	4.0
3...	260	146	99	95	4	17	12	2	3	30	83	6000	2.9	58	46	2.8	...	5
4...	*41	13	5	5	...	2	2	6	2	9	65	3.4	...	3
5...	*12	6	5	5	1	1	4
6...	64	35	23	23	...	9	8	1	...	3	16	10500	...	4
7...	41	20	18	18	...	2	2	6	...	4.0	12	114	3.1	...	1
8...	47	24	20	20	...	4	3	1	10	8000	4.7	13	130	2.8	...	3
9...	48	21	19	18	1	2	2	8	8500	4.9	13	70	3.2	...	2
10...	41	22	10	10	...	10	10	2	9	7500	4.3	9	136	4.1
11...	20	8	3	3	...	2	2	3	5	...	5.0	3
12...	51	18	18	18	8	10500	5.4	7	68	3.7	...	2
13...	40	18	13	13	...	5	5	5	...	4.2	11	73	4.5	...	1
14...	73	40	37	35	2	3	3	10	12000	6.1	23	64	3.0	...	2
17...	128	47	44	42	2	3	3	19	9000	5.1	27	66	3.7	...	7
19...	63	32	17	17	...	6	5	1	...	9	8	...	4.8	22	59	3.3	...	2
20...	15	7	5	5	...	2	2	6	66	4.5
21...	9	4
22...	19	5	2	2	3	5	56	4.0	...	1
23...	24	13	7	7	...	6	6	8	7000	4.9	4
24...	78	34	32	32	...	2	2	14	10500	5.2	17	60	3.3	...	1
25...	50	21	21	21	7	...	5.0	13	79	3.2	...	2
26...	22	10	10	10	5	...	4.8	5	71	2.8	...	1
27...	64	19	19	19	9	13000	5.1	10	100	4.8	...	2
28...	74	34	34	34	13	11500	5.3	19	69	3.6	...	1
29...	83	35	35	35	17	12500	4.9	16	76	4.1	...	2
30...	41	15	14	14	...	1	1	11	11000	6.3	4
31...	47	21	20	20	...	1	1	7	8500	4.6	13	60	3.4	...	2
32...	96	41	39	39	...	2	2	13	...	4.4	20	67	4.0	...	4
33...	86	42	42	42	12	8000	5.6	24	73	3.0	...	2
34...	70	26	14	14	...	12	12	15	9500	5.7	10	78	4.2	...	1
35...	70	37	22	22	...	6	6	9	7000	4.3	21	72	3.5	1	...
36...	*161	100	71	71	...	15	14	1	...	14	17	8500	4.8	58	62	2.6	...	7
37...	**46	14	5	5	...	2	2	7	11	66	3.4	...	4
38...	8	3
39...	21	8	8	8	7	13000	4.7	1
40...	27	11	9	9	4	6	61	3.5	...	1
41...	16	8	6	6	2	5	69	3.4
42...	35	17	17	17	7	9000	3.9	7	69	3.3	...	2
43...	9	4
44...	28	11	9	9	...	2	2	6	16500	5.5	5	...	4.8
45...	39	25	25	25	8	10000	4.3	11	72	3.0	...	4
46...	67	25	22	22	...	3	3	7	12500	6.1	17	69	2.8	...	1
47...	51	21	21	21	5	...	5.8	12	55	3.2	...	3
48...	17	7	7	7	3	4

Table 2.—CHARACTERISTICS OF HOUSING UNITS, BY BLOCKS: 1960—Con.

["Total population" contains no persons in group quarters unless preceded by asterisk: one asterisk (*) denotes less than 10 percent; two asterisks (**), 10 percent or more]

Blocks within census tracts	Total population	All housing units by condition and plumbing									Occupied housing units							
		Sound				Deteriorating				Dilapidated	Owner occupied			Renter occupied			Occupied by non-white	1.01 or more persons per room
		Total	With all plumbing facilities	Lacking some or all facilities	...	Total	With all plumbing facilities	Lacking some or all facilities	...		Total	Average value (dollars)	Average number of rooms	Total	Average contract rent (dollars)	Average number of rooms		
49...	55	18	18	18	12	9000	6.0	6	58	3.7	...	3	
50...	46	21	21	21	13	9500	4.8	8	53	3.1	...	2	
51...	25	8	8	8	1	6	91	4.0	...	1	
52...	22	12	2	2	...	10	2	3	6	56	3.8	...	1	
53...	45	21	19	19	...	2	2	12	14000	4.0	8	69	3.5	...	1	
54...	42	17	8	8	...	8	8	12	10000	4.8	5	...	3.6	
55...	25	14	3	3	...	8	8	6	11500	5.0	6	62	4.0	
56...	18	8	2	2	...	5	5	6	11000	5.0	1	
58...	3	1	
59...	52	24	4	4	...	19	19	14	10500	4.6	10	64	4.0	...	1	
60...	65	31	25	25	...	5	5	12	13000	5.0	15	77	4.2	...	1	
61...	29	19	7	7	...	12	11	1	...	10	8000	4.1	9	64	3.0	
62...	63	25	8	8	...	17	17	15	8500	4.3	8	65	4.1	...	3	
63...	54	26	24	24	...	2	2	14	9000	5.1	9	55	3.4	1	1	
64...	45	26	23	23	...	3	3	8	...	4.3	18	62	2.9	...	1	
65...	5	5	3	3	1	3	
66...	**42	19	12	11	1	7	6	1	3	
67...	74	24	22	22	...	2	2	11	9500	4.9	13	85	3.6	...	1	
68...	19	11	10	10	...	1	1	4	6	72	3.0	
69...	48	22	22	22	8	...	4.4	14	86	3.5	
70...	28	12	12	12	5	11500	5.2	6	69	3.7	
71...	276	156	156	156	48	11000	4.5	79	75	3.2	...	6	
72...	83	35	34	33	1	1	1	12	...	4.8	17	70	3.7	...	2	
73...	109	41	41	41	14	11000	5.1	23	67	3.6	...	4	
74...	100	35	35	34	1	15	11000	4.6	17	119	3.9	...	2	
75...	91	31	20	20	...	11	11	18	10000	5.1	10	77	4.2	...	3	
76...	70	33	28	27	1	5	5	16	9000	5.6	12	76	3.6	...	1	
77...	73	30	25	24	1	5	5	14	15500	6.0	15	67	3.2	
78...	13	4	2	
79...	96	62	43	41	2	18	16	2	...	4	48	79	2.6	...	2	
80...	39	15	15	15	11	80	2.5	...	7	
81...	9	4	
82...	30	24	21	21	...	1	1	3	14	64	2.4	
83...	10	5	4	4	...	1	1	4	1	
84...	75	38	34	34	...	3	3	13	...	4.7	17	78	3.2	...	1	
85...	82	32	28	28	...	2	2	9	11500	5.4	22	73	3.9	...	1	
86...	61	21	13	13	...	8	8	11	10500	5.9	8	70	4.0	1	...	
87...	82	30	30	30	14	9500	4.7	15	61	3.1	...	5	
88...	**89	36	35	35	...	1	1	13	9500	4.8	16	74	3.8	...	3	
89...	49	26	26	26	9	...	4.6	10	75	3.6	...	1	
90...	126	56	54	50	4	2	2	18	9500	4.0	34	71	2.9	2	5	
91...	14	7	7	7	4	3	1	
92...	50	30	30	30	4	20	88	3.0	...	2	
93...	18	9	9	9	3	6	88	2.8	
94...	9	5	5	5	3	2	
95...	10	5	5	5	2	1	
96...	28	15	15	15	3	13	60	3.5	
97...	83	46	37	35	2	9	8	1	...	11	...	5.1	31	58	2.7	...	1	
98...	58	33	33	33	3	30	70	2.8	
99...	82	51	41	35	6	10	9	1	...	2	39	58	2.7	...	3	
100...	**82	35	32	32	...	1	1	14	13000	4.9	20	60	3.4	
101...	16	7	5	5	...	2	2	1	5	77	4.6	
102...	27	13	13	13	7	...	5.6	5	85	4.6	
103...	28	23	22	22	...	1	1	8	11000	4.8	7	72	4.3	
104...	37	18	17	17	9	...	5.3	9	64	3.2	
105...	49	24	23	23	...	1	10	12500	5.9	13	67	3.5	
106...	5	1	9	
107...	47	23	22	22	1	9500	4.9	13	69	2.5	...	4	
108...	35	17	16	16	7	...	4.0	9	80	2.9	
109...	**18	6	6	6	3	3	
21.....	*2397	978	886	872	14	70	69	1	...	22	640	30000	7.0	260	91	3.2	1	27
1...	25	13	13	12	1	6	33000	7.3	6	84	1.8	
2...	50	29	5	5	...	14	14	7	...	5.6	20	75	3.6	
3...	93	49	19	10	9	25	25	24	17000	6.3	20	52	2.1	...	3	
6...	34	10	1	1	...	9	9	8	15500	6.1	2	3	
9...	23	9	9	9	7	26000	8.1	2	
10...	61	17	17	17	14	26000	7.6	3	
11...	38	16	15	15	...	1	...	1	...	11	34000	7.7	4	1	
12...	5	2	
13...	11	6	6	6	5	28000	8.8	
14...	26	9	9	9	9	23000	8.2	
15...	42	12	12	12	11	28000	8.2	
16...	39	15	15	15	7	21000	6.1	8	125	5.4	
19...	42	30	30	29	1	4	22	100	1.9	...	4	
20...	40	13	13	13	10	29000	8.4	2	
21...	9	4	
22...	10	3	
23...	20	7	7	7	6	29000	7.3	1	
24...	9	3	
25...	32	12	12	12	10	28000	7.3	
26...	32	13	13	13	13	25000	7.6	
27...	30	10	10	10	9	29000	6.9	1	
28...	28	13	13	13	13	27000	7.0	
29...	31	8	8	8	6	34000	7.0	2	1	
30...	46	17	17	17	15	29000	6.8	2	1	
31...	31	8	8	8	5	29000	5.8	3	1	

Table 2.—CHARACTERISTICS OF HOUSING UNITS, BY BLOCKS: 1960—Con.

["Total population" contains no persons in group quarters unless preceded by asterisk; one asterisk (*) denotes less than 10 percent; two asterisks (**), 10 percent or more]

Blocks within census tracts	Total population	All housing units by condition and plumbing									Occupied housing units										
		Sound			Deteriorating			Dilapidated	Owner occupied			Renter occupied			Occupied by non-white	1.01 or more persons per room					
		Total	With all plumbing facilities	Lacking some or all facilities	Total	With all plumbing facilities	Lacking some or all facilities		Total	Average value (dollars)	Average number of rooms	Total	Average contract (dollars)	Average number of rooms							
32...	35	12	12	12	11	24000	7.9	1		
33...	38	14	14	14	11	27000	7.7	2		
34...	2		
42...	31	11	11	11	7	24000	6.1	4	2		
43...	53	20	20	20	19	30000	6.2		
45...	56	22	22	22	19	28000	6.2	1		
46...	34	15	15	15	13	22000	6.3	1		
47...	31	15	15	15	11	28000	6.0	2	1		
48...	62	22	22	22	22	27000	6.0	1		
49...	95	32	32	32	30	27000	6.2	1	1		
50...	38	34	32	32	...	2	2	11	30000	6.4	9	94	2.3	1		
53...	35	9	9	9	9	42000	7.4		
54...	26	10	10	10	9	39000	7.8		
55...	28	11	11	11	11	40000	6.8		
56...	38	17	17	17	16	41000	7.2		
60...	19	5	5	5	5	42000	8.2		
63...	38	15	15	15	14	42000	6.9		
65...	4	1		
66...	37	14	14	14	14	40000	7.1		
67...	38	13	13	13	13	41000	7.7		
72...	1	1		
73...	66	32	32	32	8	22000	6.4	22	92	3.5		
77...	18	13	1	1	...	9	9	3	5	...	5.0	8	74	3.5		
88...	59	22	8	6	2	10	10	4	13	16500	6.2	7	136	4.6	1		
89...	59		
90...	11	3		
91...	50	20	20	20	12	25000	6.6	7	119	1.4	1		
92...	59	21	21	21	21	26000	6.6		
94...	99	32	32	32	30	33000	6.8	1		
95...	54	15	15	15	15	42000	7.3	1		
96...	28	9	9	9	9	40000	7.2		
97...	27	11	11	11	11	42000	8.0		
98...	33	10	10	10	9	42000	8.9		
99...	306	159	159	159	47	36000	7.5	86	82	2.8	1	3	...		
100...	**27	4		
101...	13	3		
102...	1	1		
22-A...	*4071	1789	1710	1638	72	66	47	16	3	13	548	15500	5.6	1072	82	3.9	2	67	...		
1...	625	231	231	231	11	17500	5.7	212	89	4.8	4	...	
2...	482	152	150	150	...	2	2	1	147	97	5.0	9	...	
3...	281	141	140	140	...	1	1	137	98	4.6	
4...	48	27	14	12	2	13	4	6	3	...	14	10500	5.0	10	46	2.8	2	...	
5...	71	33	23	22	1	10	8	2	14	11500	4.3	18	61	3.2	1	...	
6...	53	32	32	22	10	11	11500	5.7	16	63	2.8	1	...	
8...	**158	30	30	25	5	13	12000	5.8	17	67	3.5	
9...	35	14	14	14	12	13000	5.7	2	2	...	
10...	72	29	24	24	...	5	5	11	14000	6.3	16	116	3.8	
11...	23	10	10	10	3	7	62	3.4	1	...	
12...	25	11	9	9	...	1	1	1	7	18000	5.3	2	
13...	52	19	18	18	...	1	1	14	13000	5.1	4	2	...	
14...	48	16	16	16	13	13500	5.4	3	1	...	
15...	193	89	77	76	1	12	12	28	15500	5.5	57	67	3.3	3	...	
16...	98	47	47	46	1	19	13500	4.9	22	88	3.5	3	...	
17...	37	17	15	15	...	2	2	9	...	5.3	7	76	3.4	
18...	137	73	73	73	41	15000	5.1	26	72	3.1	1	...	
19...	55	24	24	24	16	14500	5.6	6	100	4.5	
20...	26	11	11	11	10	11000	5.7	1	
21...	45	17	17	17	12	18000	6.5	4	1	...	
22...	27	11	11	11	8	16500	7.3	3	
23...	43	22	22	22	8	13000	4.3	13	75	2.9	1	...	
24...	46	19	19	19	19	17500	5.6	
25...	55	19	19	19	18	18500	6.2	1	62	
26...	96	50	43	32	11	1	...	1	...	6	13	15000	5.6	31	62	2.4	5	...	
27...	92	39	39	39	19	18000	6.8	17	79	4.2	1
28...	66	24	23	23	...	1	1	9	20000	8.2	15	74	3.3	1	...	
29...	95	55	55	53	2	16	17500	5.6	27	100	3.0	1	...	
30...	51	18	17	17	...	1	1	16	16000	5.6	1	
31...	52	21	19	19	...	2	2	15	16000	6.1	3	
32...	72	45	40	37	3	5	...	5	14	23000	6.4	18	63	2.3	3	...	
33...	53	25	24	24	...	1	1	15	14500	6.2	5	90	4.4	
34...	56	27	26	26	1	12	19500	6.1	12	66	3.2	1	...	
35...	76	39	38	37	1	1	1	15	15000	5.9	19	68	3.2	
36...	29	13	13	13	10	17000	5.5	2	
37...	42	13	13	13	12	17500	5.8	1	1	...	
38...	88	44	44	44	11	...	5.7	28	70	3.0	2	...	
39...	98	45	43	43	...	2	2	16	19000	5.1	22	72	3.5	5	...	
40...	68	35	35	35	13	15000	5.0	18	70	3.4	3	...	
41...	23	11	11	11	2	9	72	3.4	
42...	8	2	
43...	38	33	33	13	20	2	22	59	2.0	1
44...	84	64	64	64	8	...	3.5	39	62	2.6	3	...	
45...	16	10	10	10	5	...	3.2	3	1	...	
46...	31	15	15	15	13	71	3.2	2	...	
48...	8	6	6	6	3	3
49...	3	3
50...	6	3
51...	58	45	39	24	15	1	1	5	2	24	67	2.8	6	...

Table 2.—CHARACTERISTICS OF HOUSING UNITS, BY BLOCKS: 1960—Con.

["Total population" contains no persons in group quarters unless preceded by asterisk: one asterisk (*) denotes less than 10 percent; two asterisks (**), 10 percent or more]

Blocks within census tracts	Total population	All housing units by condition and plumbing									Occupied housing units								
		Sound					Deteriorating				Dilapidated	Owner occupied			Renter occupied			Occupied by non-white	1.01 or more persons per room
		Total	Total	With all plumbing facilities	Lacking some or all facilities	Total	With all plumbing facilities	Lacking some or all facilities		Total		Average value (dollars)	Average number of rooms	Total	Average contract rent (dollars)	Average number of rooms			
								With flush toilet	No flush toilet										
52...	**25	9	8	8	...	1	1	4	4	1	
53...	2	1	
22-B...	*5239	2154	1997	1964	33	142	125	15	2	15	1243	12000	5.3	767	68	3.7	3	101	
1...	56	26	20	19	1	6	5	1	12	12500	5.3	10	64	2.6	...	2	
2...	68	27	20	20	...	7	7	9	11000	4.8	16	68	3.6	...	5	
3...	70	25	24	24	...	1	1	6	...	3.8	18	73	3.9	...	1	
4...	70	28	28	28	10	14500	4.9	16	61	3.9	...	2	
5...	47	20	18	18	...	2	2	10	13000	5.5	7	63	3.1	...	1	
7...	4	2	1	
8...	69	24	24	24	17	13500	5.4	6	73	4.3	...	1	
9...	72	33	30	30	...	3	3	9	9500	5.2	19	57	3.9	...	1	
10...	33	13	11	11	...	2	1	...	1	...	10	11000	5.5	3	1	
11...	64	28	25	25	...	3	3	13	13500	5.4	11	74	3.5	...	4	
12...	98	44	36	36	...	8	7	1	14	10500	5.0	28	63	3.8	
13...	79	35	34	34	...	1	1	17	14000	5.6	17	68	3.6	
14...	44	20	20	20	10	12000	4.8	9	73	3.1	...	2	
15...	79	29	27	27	...	2	2	19	10500	4.9	9	55	4.2	...	1	
16...	67	26	25	25	...	1	1	20	9000	5.0	6	55	3.2	
17...	53	21	21	21	17	12000	5.0	3	
18...	27	8	8	8	6	12500	6.3	2	
19...	21	11	11	11	8	10500	4.6	2	
20...	71	29	29	25	4	17	10000	5.1	10	66	3.6	...	1	
21...	107	40	40	39	1	15	11000	5.6	23	63	3.9	...	4	
22...	71	34	32	32	...	2	2	16	9500	5.2	14	66	3.0	...	3	
23...	69	24	21	21	...	3	1	2	14	13500	4.9	10	77	3.6	...	3	
24...	77	28	28	28	19	14000	5.4	8	98	4.5	
25...	65	23	20	20	...	3	3	18	12500	5.5	5	...	3.2	...	1	
26...	3	1	
27...	81	26	21	21	...	5	3	2	16	11000	5.0	10	69	3.7	...	4	
28...	77	31	29	27	2	2	1	1	13	15500	4.7	15	56	3.8	...	4	
29...	63	25	25	25	19	13000	5.3	4	
30...	29	11	11	11	7	14500	5.4	3	
31...	25	10	10	10	9	12000	5.3	1	
33...	54	19	19	19	15	12500	5.9	4	2	
34...	69	28	24	22	2	3	1	2	16	9000	5.3	10	76	3.8	...	1	
35...	64	28	26	26	...	1	1	17	11500	5.1	8	74	4.6	...	1	
36...	56	24	22	22	...	2	2	18	13000	5.6	5	59	3.8	
37...	69	24	21	21	...	3	3	20	15000	5.9	4	
38...	81	36	35	35	...	1	1	21	15000	5.6	15	66	3.5	
39...	23	8	8	8	7	16000	5.7	1	
40...	100	35	22	22	...	12	12	13	12500	5.4	20	69	3.3	...	7	
41...	63	23	21	20	1	2	2	16	12500	5.1	6	43	4.2	...	2	
42...	50	21	20	20	...	1	1	19	12500	5.6	1	
43...	48	23	20	20	...	3	2	1	21	11000	5.2	1	1	
44...	14	7	7	7	7	13000	5.7	
45...	14	7	6	6	...	1	1	5	10500	5.0	1	
46...	30	16	16	16	6	12000	4.8	8	68	3.1	...	1	
48...	63	25	25	25	17	13500	5.4	7	64	4.0	...	1	
49...	69	23	21	21	...	2	2	16	11000	5.1	6	65	4.0	...	1	
50...	57	23	23	23	15	11500	5.1	8	58	2.9	...	2	
51...	51	20	19	19	...	1	1	16	12000	5.3	3	
52...	89	39	39	39	28	14500	5.8	10	71	3.7	1	1	
53...	10	4	
54...	63	27	26	26	...	1	1	17	13500	5.6	7	92	4.1	
55...	*73	31	31	31	17	13000	5.3	11	75	4.2	
56...	65	25	23	23	...	2	2	11	15000	5.5	13	60	3.5	...	1	
57...	49	19	17	17	...	1	1	16	10000	5.1	2	1	
58...	65	28	27	27	...	1	1	20	12500	5.4	5	
59...	43	19	16	16	...	3	3	17	13000	5.6	1	
60...	29	15	14	14	7	9500	5.1	6	75	3.2	...	1	
61...	21	8	8	8	7	12000	5.9	1	
62...	36	18	18	18	14	11500	5.6	3	
63...	59	25	25	25	21	11500	5.4	3	
64...	65	25	21	21	...	3	3	15	11000	5.5	10	79	4.2	...	6	
65...	85	30	26	26	...	3	1	2	15	10500	4.8	13	67	3.8	...	1	
66...	74	36	33	33	...	3	3	18	12500	4.5	15	120	3.6	...	6	
67...	109	41	36	36	...	5	5	15	12000	5.0	26	64	3.8	...	3	
68...	64	23	18	17	1	5	5	10	10000	5.3	11	71	4.1	...	3	
69...	51	25	25	25	14	10500	4.6	9	74	3.6	...	1	
70...	54	24	23	23	...	1	1	21	10500	4.6	3	
71...	72	23	20	20	...	3	3	14	11500	5.9	8	83	5.4	
73...	15	7	7	7	6	10000	4.8	
74...	4	3	
76...	36	13	12	12	...	1	1	11	13000	5.4	2	
77...	87	35	35	35	17	11500	5.9	16	64	3.6	...	1	
78...	47	20	20	20	12	13000	5.0	8	70	3.9	1	...	
79...	49	23	22	22	...	1	1	18	10000	5.2	3	
80...	34	13	13	11	2	10	9000	5.0	3	1	
81...	58	21	21	21	17	11500	5.2	4	1	
82...	65	25	25	22	3	13	10000	5.5	11	63	3.4	
83...	96	33	29	29	...	3	3	12	12500	5.1	19	61	3.9	...	5	
84...	40	19	19	19	15	12000	5.4	3	
85...	57	21	21	21	18	13000	5.3	3	1	
86...	49	24	22	20	2	2	2	11	11500	4.4	11	54	3.0	
87...	87	31	29	29	...	2	2	19	10500	5.1	10	72	4.0	...	2	

Table 2.—CHARACTERISTICS OF HOUSING UNITS, BY BLOCKS: 1960—Con.

["Total population" contains no persons in group quarters unless preceded by asterisk: one asterisk (*) denotes less than 10 percent; two asterisks (**), 10 percent or more]

Blocks within census tracts	Total population	All housing units by condition and plumbing								Occupied housing units									
		Total	Sound			Deteriorating			Dilapidated	Owner occupied			Renter occupied			1.01 or more persons per room			
			Total	With all plumbing facilities	Lacking some or all facilities	Total	With all plumbing facilities	Lacking some or all facilities		Total	Average value (dollars)	Average number of rooms	Total	Average contract rent (dollars)	Average number of rooms		Occupied by non-white		
								With flush toilet										No flush toilet	
79...	67	27	26	24	2	1	17	10000	4.8	9	86	3.8	1
80...	69	29	26	26	...	3	3	18	8500	4.9	7	69	4.1	1
81...	7	3
82...	20	8	8	8	7	11500	4.9	1
83...	32	10	10	10	10	11000	4.9	1
84...	47	14	13	13	1	8	12500	5.0	6	83	3.5	1
85...	42	15	15	15	9	10000	4.4	5	...	3.8	2
86...	12	5	5	5	4	1
88...	38	13	12	12	1	12	13000	5.8	1	1
89...	62	24	23	23	...	1	1	17	13000	5.4	6	82	3.8	1
90...	51	20	20	20	16	13500	5.6	4
91...	50	15	13	13	...	2	2	14	11500	5.4	1	2
92...	47	18	18	18	17	12500	5.7	1
93...	45	15	15	15	13	12500	5.8	1
94...	45	16	16	16	14	13000	6.4	1
95...	21	8	8	8	8	10500	5.9
96...	41	16	16	16	6	...	4.3	10	83	4.1	1
97...	37	13	13	13	8	9000	5.0	5	79	4.4
98...	40	16	16	16	7	10500	5.7	7	72	3.6	1
99...	26	11	9	9	...	2	2	7	12500	5.3	1
100...	38	14	14	14	10	10000	4.9	4
101...	48	15	12	12	...	2	2	1	10	12500	5.6	3	3
102...	18	8	8	8	7	8500	5.3
103...	31	13	12	12	...	1	1	7	8500	4.9	4	1
104...	74	25	21	21	...	2	2	2	11	10500	5.5	13	68	3.2	4
105...	22	7	6	6	...	1	1	6	10500	5.3	1	1
106...	19	6	6	6	5	10500	5.4	1
107...	42	19	19	19	11	13500	4.2	7	74	3.9	1
108...	25	10	10	10	10	11000	5.1
109...	31	12	12	12	11	9500	5.3	1
110...	**36	10	10	10	8	10500	5.6	2
111...	24	10	10	10	7	7000	4.7	2
112...	53	22	22	22	19	13000	5.7	2
113...	30	13	12	12	...	1	1	13	13500	5.9
114...	69	24	21	21	...	3	3	16	13500	6.0	6	68	3.2	1
115...	29	14	14	14	9	13000	5.8	4
116...	31	15	15	15	10	14000	6.1	4	1	...	1
117...	68	26	26	25	1	15	13500	5.4	9	76	3.2	2
118...	79	27	26	26	...	1	1	19	10500	5.6	8	68	3.9	1
119...	37	13	12	10	2	1	1	10	6500	5.3	2
120...	37	12	11	11	...	1	1	9	11500	5.2	3
121...	34	15	15	15	12	10500	4.8	1
122...	21	10	10	10	9	8000	5.9
123...	**69	25	24	24	...	1	1	13	10500	4.9	10	77	3.3	2
124...	78	35	34	34	...	1	1	15	8500	4.7	18	66	3.6	2
131...	13	20	20	20	6	...	4.7	1
132...	23	11	11	11	9	15000	5.4	1
134...	3	1
135...	8	4
136...	46	22	22	22	20	14500	5.7	2
137...	58	26	24	23	1	2	2	15	12000	5.4	8	244	4.0
138...	54	16	5	5	...	2	2	9	8	7500	4.8	8	71	4.0	4
139...	32	17	16	16	...	1	1	10	9000	5.0	5	71	3.8
140...	35	11	10	10	...	1	1	7	11000	5.4	4
141...	30	10	10	10	10	10000	5.1
142...	63	27	26	26	1	21	11500	5.3	5	65	3.2
143...	**89	37	30	30	...	1	1	6	20	8500	5.0	13	63	3.8	1
144...	67	33	33	23	...	3	3	7	15	8000	4.8	17	53	3.8	1
145...	70	27	26	26	1	20	11500	5.1	7	80	4.4
146...	33	13	12	12	...	1	1	8	10500	5.0	3
147...	28	9	9	9	8	11500	6.6	1	1
148...	36	16	13	13	...	2	2	1	7	...	5.7	8	49	3.4	1
149...	44	14	14	14	8	11500	6.1	6	73	4.3	2
150...	60	24	21	21	...	1	1	2	15	9500	5.5	8	73	3.8	1
151...	47	25	25	24	1	7	...	5.0	15	79	3.4	1
152...	36	17	17	17	10	10000	3.9	6	64	2.8	2
153...	28	14	12	12	...	2	2	5	9000	4.6	7	74	4.1
154...	12	5	5	5	3	2
156...	4	6	2	2	...	1	1	3	2
157...	22	9	9	9	4	5	75	3.8	1
158...	19	5	4	4	...	1	1	3	2	2
159...	1	1
24.....	*7387	2918	2481	2442	39	369	325	42	2	68	1233	11000	5.3	1421	73	3.6	4	243	243
1...	41	30	30	30	21	61	3.1	1
2...	15	12	12	12	1	9	54	3.0
3...	13	5	5	5	4
4...	44	16	13	13	...	3	2	1	4	12	71	3.9	1
5...	57	29	29	28	1	9	9000	5.1	19	65	3.4
6...	8	3
7...	54	20	20	20	7	...	4.3	13	82	3.4	4
8...	15	5	5	5	4	1
9...	63	32	32	32	11	16500	5.0	15	82	4.1	1
10...	62	22	22	22	13	13000	5.6	9	74	3.7	1
11...	89	37	37	37	14	11000	5.6	22	64	3.5	1
12...	77	32	32	32	17	11500	5.5	15	82	3.7	1

City Block Characteristics

Table 2.—CHARACTERISTICS OF HOUSING UNITS, BY BLOCKS: 1960—Con.

["Total population" contains no persons in group quarters unless preceded by asterisk: one asterisk (*) denotes less than 10 percent; two asterisks (**), 10 percent or more]

Blocks within census tracts	Total population	All housing units by condition and plumbing								Occupied housing units							
		Sound				Deteriorating				Owner occupied			Renter occupied			Occupied by non-white	1.01 or more persons per room
		Total	With all plumbing facilities	Lacking some or all facilities	Dilapidated	Total	With all plumbing facilities	Lacking some or all facilities	Total	Average value (dollars)	Average number of rooms	Total	Average contract rent (dollars)	Average number of rooms			
					With flush toilet	No flush toilet											
13...	48	18	17	17	...	1	1	12	12000	5.9	5	72	4.2	1	...
14...	58	20	20	20	13	10500	5.8	7	63	4.6
15...	91	36	33	33	...	2	2	...	1	13	8000	5.7	18	70	3.9
16...	13	6	5	5	...	1	1	1	4
17...	14	5	5	5	5	9000	6.0
18...	65	28	28	25	3	13	12000	5.2	13	172	3.2
19...	79	31	31	31	19	12500	5.2	11	81	4.3
20...	87	32	32	32	21	15500	5.3	9	83	3.3
21...	72	25	25	25	14	13500	5.1	11	77	4.0
22...	97	29	23	23	...	6	4	2	...	20	9500	5.3	8	64	4.0	1	2
23...	69	25	23	21	2	2	2	15	13500	5.9	8	81	3.3	...	1
24...	64	23	23	23	11	11500	5.5	12	80	3.8
25...	58	23	23	23	9	13500	4.6	14	81	3.6	...	1
26...	75	22	22	22	14	16000	5.9	6	83	4.3
27...	71	28	19	19	...	7	6	1	2	16	9500	5.6	8	63	4.0	...	2
28...	84	27	21	21	...	5	5	...	1	14	12000	5.4	11	80	4.8	...	1
29...	69	29	29	29	12	12500	5.6	16	74	3.4	...	2
30...	67	25	25	25	10	16500	4.8	14	82	3.9	...	3
31...	60	26	26	25	1	16	14000	5.6	10	123	3.7	...	1
32...	49	21	21	21	14	14000	5.3	7	76	3.4	...	1
33...	47	18	18	18	17	11500	5.5	1	1
34...	208	82	81	81	1	10	...	3.6	62	76	3.1	...	20
35...	82	35	28	28	...	6	6	...	1	11	11000	4.7	19	64	3.7	...	3
36...	78	34	32	32	...	1	1	...	1	7	16000	5.3	21	71	3.6	...	3
37...	122	43	43	43	15	8000	4.9	24	66	4.4	...	2
38...	112	39	34	34	...	5	5	20	10500	5.6	16	72	3.8	...	5
39...	99	32	32	32	15	11000	5.5	16	67	4.3	...	2
40...	69	26	26	26	18	12500	5.5	7	77	4.3	...	3
41...	70	25	25	25	12	13500	5.3	13	68	3.5	...	2
42...	29	12	12	12	8	10000	4.8	4
43...	71	28	28	28	20	12000	5.3	6	67	4.0	...	3
44...	86	30	30	29	1	15	8500	5.1	13	62	3.7	...	3
45...	249	105	104	104	...	1	1	16	10000	4.8	66	79	3.3	...	18
47...	61	19	19	18	1	17	11000	5.5	2
48...	63	39	38	38	...	1	1	10	11500	4.7	18	81	2.4	...	2
49...	82	25	25	24	1	21	13500	5.6	4	1
50...	84	40	40	40	10	...	4.5	20	63	3.4	...	4
51...	65	27	26	25	1	1	1	13	10500	5.7	12	68	3.8	...	1
52...	135	42	42	39	3	18	6000	4.9	22	101	4.4	...	6
53...	67	30	30	28	2	14	9500	4.9	13	65	4.2	...	1
54...	56	27	27	27	21	12000	5.2	4	1	...
55...	47	18	18	18	15	10500	5.1	2
56...	27	9	9	9	6	13500	5.3	3
57...	67	25	25	25	21	10000	5.3	2
58...	53	23	22	22	...	1	1	8	7500	4.5	13	64	3.8	...	4
59...	139	65	65	64	1	5	15500	6.8	54	86	3.0	...	6
61...	11	8	2	2	6	1	6	50	2.5
62...	1
64...	40	13	11	11	...	2	2	8	13000	5.3	4	2
65...	80	26	26	26	19	16500	5.7	7	76	2.1	...	4
66...	89	43	33	33	...	10	9	1	...	9	13000	5.9	25	68	3.8	...	2
67...	114	53	34	34	...	19	8	11	...	16	8500	4.4	30	79	3.6	...	3
68...	129	43	27	27	...	16	14	2	...	19	8000	5.6	22	77	3.9	...	5
69...	125	48	28	27	1	12	9	3	...	10	6000	4.9	37	64	3.5	...	9
70...	*105	34	13	13	...	11	11	...	10	12	7500	4.9	19	60	4.2	...	4
71...	93	31	22	22	...	7	7	...	2	16	9000	5.9	13	69	4.2	...	1
72...	93	38	26	25	1	8	8	...	4	15	9500	5.3	20	66	3.7	...	1
73...	11	3
74...	64	27	23	23	...	4	2	2	...	11	14000	5.5	13	73	3.2	...	2
75...	84	36	30	30	...	6	6	18	9000	5.1	15	69	3.7	...	1
76...	67	16	10	10	...	6	6	10	10500	5.2	6	73	5.0	...	3
77...	13	4
78...	29	12	9	9	...	3	3	5	9500	5.6	7	78	3.6
79...	33	11	2	2	...	8	8	...	1	11	56	3.7	...	2
80...	37	14	13	13	...	1	1	7	8500	5.3	5	66	3.0	...	4
81...	39	14	14	14	12	8500	5.8	2
82...	68	25	23	23	...	2	2	16	10500	5.8	9	80	3.9	...	1
84...	94	44	31	31	...	13	12	1	...	19	8000	5.3	17	74	3.8	...	4
85...	28	10	6	6	...	4	4	8	12000	4.9	2	1
86...	60	28	25	24	1	2	2	...	1	14	10000	4.8	11	70	3.4	...	1
87...	33	11	10	10	...	1	1	9	10500	4.8	2	1
88...	40	13	13	13	7	10500	5.0	5	91	4.8	...	1
89...	74	27	27	25	2	15	11000	5.4	12	79	3.5	...	1
90...	60	27	20	16	4	...	7	13	8000	4.9	12	64	3.2	...	1
91...	25	9	8	8	...	1	1	7	9000	4.6	1	1
92...	34	12	11	11	...	1	1	9	10500	4.8	3	1
93...	136	59	45	45	...	14	14	8	10000	5.0	48	71	2.9	...	9
94...	5	1
95...	44	19	18	18	...	1	1	7	10500	4.9	9	62	3.8
96...	56	23	6	6	...	16	15	...	1	2	18	53	3.8	...	2
97...	11	7	5	5	...	2	2	1	5	70	2.0
98...	22	6	3	3	...	3	2	4	1
99...	2	1
106...	1	3
110...	24	6	1	1	...	5	4	1	...	4	2	2
111...	29	9	8	8	...	1	1	6	11000	5.3	2
112...	30	10	9	9	...	1	1	5	...	5.4	5	76	4.0	...	1

Table 2.—CHARACTERISTICS OF HOUSING UNITS, BY BLOCKS: 1960—Con.

["Total population" contains no persons in group quarters unless preceded by asterisk: one asterisk (*) denotes less than 10 percent; two asterisks (**), 10 percent or more]

Blocks within census tracts	Total population	All housing units by condition and plumbing									Occupied housing units							
		Total	Sound			Deteriorating			Dilapidated	Owner occupied			Renter occupied			Occupied by non-white	1.01 or more persons per room	
			Total	With all plumbing facilities	Lacking some or all facilities	Total	With all plumbing facilities	Lacking some or all facilities		Total	Average value (dollars)	Average number of rooms	Total	Average contract rent (dollars)	Average number of rooms			
								With flush toilet										No flush toilet
113...	37	20	12	12	...	8	8	1	14	67	3.6	...	1
114...	100	32	20	20	...	2	2	10	7	12000	5.0	21	76	3.5	...	10
115...	34	13	9	9	...	3	2	1	6	7500	5.5	7	69	3.3	...	1
116...	27	11	3	3	...	8	8	5	20000	5.0	5	59	4.2	...	1
117...	8	1
120...	38	16	12	11	1	4	4	5	...	6.4	9	71	3.8
121...	51	22	17	13	4	5	4	1	6	8000	5.2	14	71	3.9
122...	62	26	16	16	...	7	7	3	10	11500	5.2	13	63	3.4	...	4
123...	80	27	13	13	...	10	8	2	...	4	9	9500	5.2	17	58	4.1	...	3
125...	77	27	16	16	...	11	6	5	9	8500	4.2	16	67	3.3	...	6
126...	76	36	31	26	5	5	5	21	8500	4.6	13	59	2.7	...	1
127...	**125	32	29	29	...	3	3	12	9500	6.0	18	68	4.1	...	4
128...	72	36	29	29	...	7	8	5	8	9500	6.0	28	55	2.4	...	2
129...	75	36	27	26	1	8	8	1	13	12500	5.2	17	70	3.6	...	1
130...	45	18	9	9	...	7	7	2	8	14500	5.5	7	60	3.3	...	2
131...	15	8	6	6	...	2	2	4	3
132...	25	12	8	8	...	4	4	6	...	5.5	4	2
133...	62	27	18	17	1	9	9	20	10500	5.3	4	1
134...	49	19	11	10	1	8	6	2	9	7000	4.4	8	73	4.3	...	1
135...	54	30	16	16	...	14	14	10	9000	3.8	11	63	3.5	1	2
136...	32	14	8	8	...	4	4	2	7	8000	5.6	4
138...	14	10	4	4	...	6	6	5	...	4.4	1	1
25.....	*4956	1771	1518	1477	41	202	184	15	3	51	987	11000	5.3	784	71	3.8	3	145
1...	131	51	27	27	...	17	12	2	3	7	9	13500	5.6	39	60	3.6	...	5
2...	99	33	28	28	...	5	5	13	14000	5.4	18	73	3.8	...	3
3...	31	10	9	9	...	1	1	6	72	4.2
4...	44	19	18	16	2	1	1	11	10500	5.4	7	69	4.3
5...	29	12	10	10	...	1	1	1	5	16000	4.4	6	71	3.7
6...	74	28	28	28	13	13500	4.8	15	81	3.8
8...	72	25	15	12	3	8	5	3	...	2	15	10500	5.6	10	59	3.4	...	4
9...	28	14	13	13	...	1	1	6	12000	5.0	4	1
10...	37	16	16	16	9	8500	4.6	6	78	3.8	...	1
11...	38	15	15	15	3	10	76	3.5	...	2
12...	27	14	14	12	2	7	...	4.7	7	75	3.3
13...	12	6	5	5	1	6	58	3.3
14...	62	29	18	18	...	3	2	1	...	8	8	14000	4.5	16	59	3.4	2	4
15...	47	16	16	15	1	8	11000	5.4	8	64	4.4	...	1
16...	85	34	33	33	...	1	1	21	10500	5.0	10	70	4.0	...	1
17...	65	29	27	27	2	17	10000	5.7	7	76	4.6
18...	60	28	27	27	...	1	1	18	10500	5.0	8	73	3.0
19...	140	55	52	51	1	3	3	19	11000	5.3	33	90	3.5	...	5
20...	126	45	40	39	1	5	5	34	10500	5.4	10	69	3.6	...	1
21...	56	22	19	17	2	3	1	2	10	13000	6.0	11	66	3.7	...	1
22...	69	23	20	20	...	3	3	15	12500	5.5	7	61	3.6	...	2
23...	52	20	20	20	14	11000	5.2	5	65	4.0	...	1
24...	71	28	28	28	20	12000	5.4	5	63	3.0
25...	80	29	28	28	1	15	10500	5.2	11	78	4.2	...	1
26...	23	10	9	9	...	1	1	4	6	74	3.8
27...	28	13	13	13	9	10000	4.8
29...	93	27	25	25	...	2	2	19	13000	5.4	7	84	4.1	...	2
30...	59	22	21	21	...	1	1	10	15000	4.8	11	98	3.7	...	2
31...	**60	14	11	10	1	3	3	6	13000	5.5	8	60	2.4	...	2
32...	59	16	12	12	...	4	3	1	8	12000	5.8	8	69	4.0	...	1
33...	57	17	11	11	...	2	...	2	...	4	9	8000	5.4	8	79	3.9	...	1
34...	**49	13	13	13	8	11500	5.3	5	78	3.4	...	2
35...	3	1
37...	76	31	8	7	1	20	20	3	5	...	5.6	22	62	3.9	...	1
38...	64	22	16	16	...	4	4	2	10	11000	4.2	7	74	3.9	...	5
39...	56	18	15	14	1	3	3	12	9500	5.4	6	76	3.8
40...	88	24	11	11	...	13	13	5	...	5.6	18	75	4.3	...	3
41...	42	18	10	10	...	8	8	13	7000	5.2	4
42...	77	28	25	25	...	3	3	20	10500	5.4	8	80	3.5	...	3
43...	118	40	40	40	21	10000	5.4	18	77	4.0	...	3
44...	79	28	27	25	2	1	1	17	10500	5.1	9	76	3.9	...	3
45...	51	23	22	22	...	1	1	12	12500	5.4	11	67	3.2
46...	92	29	26	26	...	1	1	2	9	13500	5.2	20	65	3.9	...	4
47...	138	44	37	37	...	3	2	1	...	4	31	10000	5.3	11	71	4.7	...	6
48...	53	16	10	10	...	6	6	10	9500	5.0	6	74	5.5	...	2
49...	89	30	27	27	...	3	3	17	10000	6.2	12	74	3.7	...	1
50...	87	32	23	23	...	7	7	2	20	10000	5.5	12	64	4.6	...	1
51...	103	35	28	28	...	7	7	15	12000	5.3	19	66	3.7
52...	128	41	18	18	...	16	15	1	...	7	19	9500	5.4	17	68	4.2	...	7
53...	32	9	9	9	5	...	4.6	4	3
54...	**60	15	15	14	1	5	9500	6.2	8	79	2.9	...	5
56...	84	32	32	32	17	10500	5.5	11	68	4.5
57...	65	24	24	24	14	10500	5.0	9	68	4.4	1	...
58...	65	28	27	27	1	17	10000	5.4	9	63	3.7
60...	28	12	9	9	...	3	3	6	9000	4.8	5	57	3.8
61...	11	2
62...	81	27	27	27	21	11500	5.4	6	63	3.5	...	1
63...	71	22	22	21	1	10	10500	4.7	12	70	4.0	...	2
64...	57	16	16	16	8	8000	5.8	8	66	4.6	...	1
65...	101	32	31	31	...	1	1	20	10500	5.2	12	70	4.3	...	2
66...	128	42	42	42	16	14000	5.4	26	69	4.0	...	4
67...	73	26	20	20	...	6	4	2	17	10000	5.5	5	...	5.2	...	4

Table 2.—CHARACTERISTICS OF HOUSING UNITS, BY BLOCKS: 1960—Con.

["Total population" contains no persons in group quarters unless preceded by asterisk; one asterisk (*) denotes less than 10 percent; two asterisks (**), 10 percent or more]

Blocks within census tracts	Total population	All housing units by condition and plumbing									Occupied housing units							
		Total	Sound			Deteriorating			Dilapidated	Owner occupied			Renter occupied			Occupied by non-white	1.01 or more persons per room	
			Total	With all plumbing facilities	Lacking some or all facilities	Total	With all plumbing facilities	Lacking some or all facilities		Total	Average value (dollars)	Average number of rooms	Total	Average contract rent (dollars)	Average number of rooms			
								With flush toilet										No flush toilet
68...	84	33	33	33	9	16500	5.3	20	62	3.2	...	5	
69...	95	37	37	16	21	5	10500	5.2	27	64	2.2	...	14	
70...	94	32	26	26	...	6	6	17	11000	5.2	13	69	3.2	...	5	
71...	64	28	27	27	...	1	1	11	10500	5.4	16	85	4.0	...	1	
72...	*113	39	30	30	...	9	9	22	10500	5.4	17	71	3.9	...	2	
73...	37	13	9	9	...	4	4	4	9	67	4.1	...	2	
74...	19	18	18	18	...	1	1	7	11000	5.3	10	75	4.9	...	2	
75...	61	28	19	18	1	5	5	...	4	18	9000	5.0	9	75	3.6	
76...	61	12	12	12	8	11000	4.5	4	
78...	4	1	
79...	2	1	
80...	70	24	23	23	...	1	1	13	8500	4.8	11	70	3.7	...	3	
81...	72	24	21	21	...	3	3	12	11500	4.9	12	69	4.3	...	2	
26.....	*4429	1758	1514	1433	81	217	178	39	...	27	493	11500	5.2	1063	69	3.5	5	209
3....	62	36	26	25	1	4	4	6	8	9000	3.8	24	60	2.5	1	3
4....	48	16	8	8	...	8	6	2	...	8	10000	5.4	6	66	3.3	...	2	
5....	19	4	4	4	...	15	7	8	...	5	...	4.2	13	49	3.1	...	4	
6....	*110	54	28	28	...	20	20	6	11	...	3.7	35	64	2.5	1	8
7....	29	18	18	18	...	2	2	7	10000	4.4	9	63	2.7	...	1	
8....	2	8	6	5	1	20	19	1	...	7	...	4.3	11	69	2.5	...	3	
9....	43	39	19	19	...	5	5	16	11500	4.4	26	69	3.1	...	4	
10....	96	51	46	46	...	5	5	10	...	5.5	39	69	3.5	...	3	
11....	110	52	40	40	...	12	12	13	11000	4.7	21	69	3.7	...	2	
12....	95	37	18	17	1	19	17	2	...	1	10000	5.1	54	65	3.9	...	11	
13....	213	72	60	60	...	11	10	1	...	2	8	7500	5.3	19	59	3.2	...	3
14....	78	27	20	20	...	5	5	8	9500	5.3	24	63	3.4	...	10	
15....	*104	36	25	24	1	7	5	2	...	4	11	...	5.7	20	51	2.3	...	7
17....	68	35	25	25	...	10	10	23	9000	4.9	52	65	4.1	1	3	
18....	198	78	78	72	6	12	11500	5.4	29	63	3.9	...	11	
19....	137	44	44	36	8	12	13500	6.0	20	62	4.0	...	4	
20....	92	38	38	36	2	6	...	4.7	14	66	3.3	1	2	
21....	45	26	26	25	1	7	11000	4.4	11	72	4.1	...	1	
22....	44	21	21	21	6	...	5.2	7	54	4.4	
23....	38	16	16	15	1	13	12500	5.5	12	63	4.5	
24....	80	25	25	24	1	13	11000	4.8	19	74	4.2	...	2	
25....	90	36	36	36	15	11500	5.3	17	64	3.4	...	2	
26....	85	37	35	35	...	2	2	13	11000	5.5	23	70	4.2	...	2	
27....	105	38	33	33	...	3	3	...	2	10	10000	5.7	15	68	3.7	...	6	
28....	92	26	25	25	...	1	1	10	10000	4.4	16	73	3.4	...	4	
29....	79	34	32	32	...	2	2	6	11000	5.7	31	85	3.9	...	4	
30....	107	44	41	41	...	3	1	2	...	15	7000	5.4	17	51	3.5	...	1	
31....	70	39	33	25	8	6	1	5	...	14	13500	5.8	40	64	3.2	...	15	
32....	174	60	60	49	11	20	9000	5.3	12	71	3.6	
33....	82	33	33	30	3	14	10500	5.9	36	70	4.5	...	5	
35....	166	61	60	48	12	1	...	1	...	8	9500	5.8	19	68	4.6	...	8	
36....	134	35	33	33	...	2	2	12	10000	5.8	25	66	3.8	...	8	
37....	123	40	38	35	3	2	2	9	13000	5.6	11	57	4.0	...	3	
38....	56	20	14	14	...	6	3	3	...	15	15500	4.9	39	80	3.7	...	7	
39....	166	56	47	47	...	8	8	...	1	16	9000	4.8	14	59	3.4	...	1	
40....	68	32	32	30	2	10	14500	5.4	15	184	3.7	...	5	
41....	71	25	23	23	...	2	2	11	11500	4.3	20	66	3.3	...	6	
42....	87	36	27	25	2	8	6	2	...	10	9500	4.8	40	70	3.0	...	8	
43....	125	55	54	53	1	1	1	5	...	7.6	21	93	2.8	...	4	
44....	*70	33	20	20	...	12	3	9	...	8	14000	6.0	20	69	4.1	...	9	
46....	106	32	30	30	...	2	2	10	10000	5.5	15	53	3.9	...	4	
47....	81	27	26	26	...	1	1	13	16500	5.3	34	65	2.9	1	5	
48....	114	48	45	44	1	1	1	...	2	7	11000	5.0	19	67	3.9	...	1	
49....	80	26	26	25	1	8	15000	5.6	23	71	3.5	...	7	
50....	101	33	27	27	...	6	6	1	7	64	4.0	...	2	
51....	33	9	1	1	...	8	8	11	13000	6.1	33	83	2.9	...	4	
52....	118	49	48	45	3	1	7	13000	5.1	36	67	2.9	...	4	
53....	*106	46	44	33	11	2	1	1	...	32	30000	4.3	132	69	2.0	20	17	
27.....	*7994	5213	4111	3679	432	936	728	188	20	166	839	21000	5.3	3169	82	2.7	25	307
1....	*321	257	225	225	...	32	13	19	...	4	4	
2....	25	8	8	8	...	9	4	5	...	10	13	47	1.8	
3....	15	22	3	3	
4....	7	2	
5....	*25	10	9	9	...	1	1	2	6	105	4.3	...	1	
6....	45	29	28	28	...	1	1	6	...	4.8	14	62	3.1	...	2	
9....	95	71	66	66	...	5	5	18	7500	4.2	39	68	2.9	
10....	69	47	46	46	...	1	1	13	7000	4.1	25	76	3.0	...	3	
11....	*75	49	49	49	3	30	75	2.8	
12....	183	145	144	144	...	1	1	24	17000	5.1	74	84	2.9	...	3	
14....	18	15	15	8	7	3	7	67	2.0	...	1	
15....	16	10	5	5	...	1	1	4	5	55	4.4	...	1	
16....	17	24	18	16	2	6	6	3	7	62	1.6	...	1	
19....	25	9	8	8	1	7	59	4.4	...	1	
20....	45	28	18	18	...	10	7	3	...	6	...	4.5	15	67	2.7	...	2	
21....	*45	24	15	15	...	2	2	7	4	...	17	97	3.1	
22....	13	18	15	7	8	1	1	2	7	116	2.3	
26....	303	240	238	186	52	2	2	40	24000	6.2	130	76	2.5	1	4	
27....	61	61	37	36	1	24	10	14	...	5	...	5.2	37	65	3.2	
28....	11	6	1	1	...	5	3	2	...	2	3	1	
29....	133	105	30	30	...	75	33	42	...	8	7000	3.9	69	54	2.8	...	8	

Table 2.—CHARACTERISTICS OF HOUSING UNITS, BY BLOCKS: 1960—Con.

["Total population" contains no persons in group quarters unless preceded by asterisk; one asterisk (*) denotes less than 10 percent; two asterisks (**), 10 percent or more]

Blocks within census tracts	Total population	All housing units by condition and plumbing									Occupied housing units							
		Total	Sound			Deteriorating			Dilapidated	Owner occupied			Renter occupied			Occupied by non-white	1.01 or more persons per room	
			Total	With all plumbing facilities	Lacking some or all facilities	Total	With all plumbing facilities	Lacking some or all facilities		Total	Average value (dollars)	Average number of rooms	Total	Average contract rent (dollars)	Average number of rooms			
								With flush toilet										No flush toilet
28.....	*7191	2313	1498	1366	132	321	248	73	...	494	224	10000	5.1	1836	73	3.1	1135	719
1....	72	51	39	24	15	11	11	1	4	42	49	2.0	...	2
2....	56	29	17	16	1	11	6	5	...	1	7	15000	5.0	18	59	3.2	...	1
3....	85	40	32	29	3	8	8	6	10500	5.5	29	61	3.4
4....	115	32	29	21	8	3	3	9	9500	6.0	20	73	4.0	...	8
6....	16	3
7....	53	23	17	16	1	...	6	1	15	66	3.7	...	2
8....	107	44	15	15	...	6	6	23	13	9500	5.2	25	64	3.5	1	5
9....	138	39	13	13	...	6	6	20	8	12000	5.6	29	69	3.7	1	14
10....	163	90	33	33	...	54	54	3	8	20000	3.5	60	79	2.3	...	18
11....	52	17	4	4	...	7	6	1	...	6	6	8500	5.5	11	63	2.9	...	5
14....	145	62	54	36	18	8	8	2	7	14500	4.7	49	56	2.6	...	12
15....	57	35	33	33	2	22	6	14	14	10500	5.4	40	52	2.6	1	4
16....	22	9	2	2	...	7	7	1	8	59	3.4	...	2
17....	12	5	2	1	1	3	3	3	1
18....	114	37	24	24	...	12	11	1	...	1	11	10500	5.1	22	66	3.9	...	7
19....	**158	46	42	26	16	2	2	2	10	8500	6.1	32	58	3.1	...	10
20....	**61	17	7	5	2	10	5	...	5.0	10	57	4.4	...	4
21....	57	17	7	2	5	10	4	13	55	2.8	...	7
22....	145	44	21	20	1	23	5	...	5.2	34	63	3.4	1	13
23....	*257	87	48	37	11	31	23	8	...	8	11	9000	5.6	63	67	3.1	2	28
24....	22	19	19	4	15	2	16	36	1.1
25....	6	2
26....	*146	50	9	8	1	18	10	8	...	23	10	11000	4.6	26	55	3.2	4	14
27....	*192	56	7	6	1	3	1	2	...	46	5	6500	5.0	44	62	3.8	7	14
28....	*140	29	1	1	...	3	...	3	...	25	9	8000	4.9	17	67	4.6	4	10
29....	61	18	1	1	17	5	3500	4.2	12	68	3.6	2	4
30....	52	20	4	4	16	5	15500	5.6	10	63	3.9	...	4
31....	56	20	7	7	...	5	5	8	3	16	61	2.9	5	6
32....	27	7	2	2	...	1	1	6	125	4.2	8	2
33....	76	20	6	6	...	4	3	1	...	10	1	17	126	4.2	8	7
34....	99	23	1	1	...	8	8	14	6	4000	5.0	17	75	3.9	14	9
35....	80	20	1	1	...	7	7	12	4	15	71	3.6	11	8
36....	7	2
37....	*70	19	4	4	15	4	12	89	4.2	16	3
38....	187	69	48	44	4	2	1	1	...	19	4	46	82	3.3	48	18
40....	28	11	2	2	9	1	10	52	3.1	...	2
43....	39	16	5	5	11	4	11	53	2.6	...	4
44....	18	15	5	5	...	10	10	11	43	2.4
46....	1	1
47....	27	12	11	...	11	...	1	8	63	2.1	...	6
49....	1	3
50....	414	97	78	77	1	7	5	2	...	12	4	92	96	3.2	91	50
51....	*196	66	55	54	1	11	2	58	66	3.2	57	18
53....	479	135	86	86	...	6	5	1	...	43	8	8500	4.5	118	82	3.6	125	49
54....	61	19	2	2	...	4	2	2	...	13	3	13	70	3.8	15	5
55....	25	7	1	...	1	...	6	1	13	70	4.0	6	2
56....	30	8	1	...	1	...	7	2	7	70	4.0	8	2
57....	20	6	1	...	1	...	5	1	4	5	2
60....	212	75	75	75	66	69	3.1	66	23
61....	230	67	67	64	3	60	68	3.3	60	29
62....	225	60	60	60	52	75	3.4	52	29
63....	98	49	35	35	14	2	42	44	2.5	43	9
64....	100	27	24	24	3	1	23	67	3.1	25	12
65....	1355	369	367	359	8	1	1	1	1	346	86	2.9	346	180
66....	370	109	109	94	15	103	84	3.0	102	46
69....	19	10	1	1	...	7	...	7	...	2	9	42	3.7
70....	28	17	1	1	...	2	2	14	2	7	60	3.3	...	1
71....	2	1
72....	42	10	10	1	9	46	3.7	...	6
29.....	*2637	841	601	589	12	204	198	6	...	36	385	10500	5.3	403	72	3.9	1	86
2....	57	19	15	15	...	4	4	12	9500	5.7	5	78	4.6	...	1
3....	68	22	20	20	...	2	2	17	9500	5.2	5	67	4.2	...	1
4....	76	25	19	19	...	5	5	1	12	9000	5.7	11	102	3.7	...	2
5....	130	45	36	35	1	7	7	2	22	9000	5.2	21	84	4.7	...	1
6....	70	28	27	27	...	1	1	21	13500	5.5	7	76	3.7	...	1
7....	35	16	16	16	9	12000	5.4	5	70	3.0
8....	**72	12	12	12	12	14500	5.8	1
9....	52	20	20	20	14	12500	5.1	5	...	3.4
10....	79	29	26	26	...	3	3	21	10000	5.3	6	74	4.0	...	1
11....	79	32	25	25	...	7	7	14	8000	5.6	11	78	4.5	...	1
12....	67	20	19	19	...	1	1	20	10000	5.4	1
13....	75	26	22	22	...	4	4	17	9000	5.5	8	79	4.4	...	1
14....	68	22	16	16	...	5	4	1	...	1	11	9000	5.5	9	102	4.0	...	1
15....	43	12	10	10	...	2	2	5	8000	4.6	7	88	4.7	...	1
16....	64	23	16	16	...	6	6	1	12	11000	5.3	9	68	4.6
17....	53	22	19	19	...	3	3	13	11000	5.7	8	75	4.1	...	1
18....	45	16	16	16	15	11500	5.2	1
19....	33	11	10	10	...	1	1	10	12000	5.7	1
20....	38	16	14	14	...	2	2	9	12500	5.4	5	59	4.2
21....	**85	31	31	31	12	13000	5.3	16	72	3.9	...	3
22....	127	39	29	29	...	9	8	1	...	1	12	11500	4.4	26	72	3.5	...	7
23....	76	34	31	20	11	3	3	10	7000	4.4	22	103	2.4	...	4
24....	67	24	23	23	...	1	1	8	10000	5.6	15	64	3.5	...	3
25....	87	29	22	22	...	7	6	1	14	8500	5.4	12	62	3.8	...	4
26....	52	14	2	2	...	12	12	4	9	65	3.9	...	4

Table 2.—CHARACTERISTICS OF HOUSING UNITS, BY BLOCKS: 1960—Con.

["Total population" contains no persons in group quarters unless preceded by asterisk; one asterisk (*) denotes less than 10 percent; two asterisks (**), 10 percent or more]

Blocks within census tracts	Total population	All housing units by condition and plumbing									Occupied housing units								
		Total	Sound			Deteriorating			Dilapidated	Owner occupied			Renter occupied			Occupied by non-white	1.0) or more persons per room		
			Total	With all plumbing facilities	Lacking some or all facilities	Total	With all plumbing facilities	Lacking some or all facilities		Total	Average value (dollars)	Average number of rooms	Total	Average contract (dollars)	Average number of rooms				
27...	*73	20	4	4	...	15	15	1	4	15	51	3.6	5
28...	7	3
29...	26	9	5	5	...	4	4	2	7	60	3.4	1	...	2
30...	2	1
31...	5	2
32...	42	13	8	8	...	5	5	8	8000	6.5	4	2
33...	13	4
34...	13	4
35...	5	1
42...	7	3
59...	12	4
60...	110	27	8	8	...	18	18	1	9	8000	5.2	8	67	4.8	6
61...	**70	22	6	6	...	15	15	1	6	8000	4.0	15	56	4.3	2
62...	62	20	5	5	...	12	12	3	4	15	57	3.7	6
63...	**80	23	21	21	...	2	2	3	17	106	3.3	5
64...	42	16	5	5	...	7	7	4	2	12	54	3.7	2
65...	**45	15	2	2	...	10	8	2	...	3	2	13	47	2.8	3
67...	1	1
68...	7	4
71...	2	1
72...	46	16	13	13	...	3	3	4	10	60	3.5	3
73...	4	2
74...	**38	11	3	3	...	6	6	2	3	7	52	3.7
75...	31	8	4	4	...	4	4	2	6	60	3.5	3
76...	**69	12	6	6	6	1	9	68	5.0	5
77...	37	12	2	2	...	2	2	8	1	11	62	3.9	2
78...	**90
30.....	*7114	2689	1918	1841	77	707	585	119	3	64	1082	12000	5.2	1295	68	3.5	14	240	
1...	42	16	3	3	...	12	12	1	5	...	6.2	8	68	4.1	...	2	
2...	**635	13	13	13	13	50	2.2	1
9...	16	5	4	4	1	5	88	3.6	1
11...	18	5	4	4	...	1	...	1	1	4	1
12...	93	27	13	13	...	14	10	4	13	8500	5.0	14	65	3.6	4
13...	77	22	8	8	...	10	7	3	...	4	12	9000	5.3	9	64	4.2	6
14...	75	31	30	30	...	1	1	17	8500	4.6	12	78	4.3	1	...	1
15...	*173	60	29	29	...	14	14	17	30	8000	5.0	27	55	3.7	8
16...	14	9	9	9	4	4
17...	41	15	15	15	4	10	80	4.1
18...	215	91	67	65	2	24	22	2	28	13000	5.3	50	66	3.9	9
19...	76	28	26	26	...	2	2	17	11000	5.1	9	87	4.7
20...	102	36	34	33	1	2	2	18	16000	6.7	16	64	3.4	4
21...	**73	25	22	21	1	3	3	18	13000	5.9	7	70	3.6
22...	37	14	13	13	...	1	1	11	14000	5.5	2
23...	12	7	7	7	2	3
24...	10	6	5	5	...	1	1	3	3
25...	23	10	10	9	1	6	...	5.2	3
29...	*108	47	41	41	...	5	5	1	21	10000	4.5	22	76	4.0	1
30...	25	10	7	7	...	2	2	1	5	...	4.8	4	1
31...	43	21	16	16	...	3	3	2	12	7000	4.7	6	64	3.3	1
32...	77	33	21	21	...	11	8	3	...	1	13	10500	5.2	15	63	3.5
33...	20	11	10	10	...	1	1	7	12000	5.1	2
34...	58	30	14	14	...	15	4	11	...	1	5	...	4.8	19	57	2.6	3
35...	90	38	36	36	...	2	2	14	12000	5.5	22	63	3.4	2
36...	48	18	16	14	2	2	2	9	...	5.9	8	78	4.0
37...	50	20	20	20	8	18000	4.9	11	69	3.6	1
38...	74	29	29	29	12	12000	4.8	15	74	3.0	4
39...	4	1
41...	3	1
42...	29	12	11	11	...	1	1	1	10	70	3.8
43...	65	27	27	19	8	6	...	4.8	17	60	3.7	3
44...	86	24	1	1	...	23	20	3	5	...	4.2	19	59	3.8
45...	*180	79	23	18	5	54	47	7	...	2	28	9500	5.1	42	32	3.1	4
46...	108	59	13	13	...	44	29	15	8	10000	4.9	45	56	2.0	9
47...	148	55	16	16	...	37	36	1	...	2	6	...	4.3	43	69	3.7	1	...	9
49...	118	41	4	4	...	35	35	2	17	8500	5.6	21	67	3.8	7
50...	55	20	2	2	...	15	13	2	...	3	3	13	65	4.0	3
51...	47	22	22	21	1	13	14000	5.7	4
52...	35	14	14	14	9	14000	5.6	4	1
54...	29	13	13	13	6	...	4.8	7	59	3.4	1
55...	51	19	18	18	...	1	...	1	10	8000	4.9	6	64	3.2	3
57...	89	28	26	26	...	2	2	14	9500	4.9	13	76	3.5	4
58...	50	20	17	17	...	2	2	1	12	13500	5.6	8	68	3.6	1
59...	25	10	6	6	...	4	4	6	...	4.3	4	1
60...	78	35	35	35	21	8500	4.6	11	80	3.5	3
61...	7	3
64...	19	6	6	6	3	3	1
65...	18	8	6	6	...	2	2	3	3	1
66...	35	13	9	9	...	4	4	7	...	5.3	5	69	3.8
67...	24	11	11	11	9	15000	4.8	1
68...	4	2
69...	76	27	27	26	1	11	9500	5.5	16	72	4.1	4
70...	10	3
71...	58	18	18	18	7	...	5.0	9	109	4.9	2
72...	59	23	22	19	3	1	1	10	11000	4.5	11	67	3.5	3
73...	47	17	17	17	6	...	5.7	8	55	3.5	3
75...	47	18	17	17	...	1	1	13	9500	4.7	3	3

Table 2.—CHARACTERISTICS OF HOUSING UNITS, BY BLOCKS: 1960—Con.

["Total population" contains no persons in group quarters unless preceded by asterisk (*) denotes less than 10 percent; two asterisks (**), 10 percent or more]

Blocks within census tracts	Total population	All housing units by condition and plumbing									Occupied housing units								
		Sound					Deteriorating				Dilapidated	Owner occupied			Renter occupied			Occupied by non-white	1.01 or more persons per room
		Total	With all plumbing facilities	Lacking some or all facilities	Total	With all plumbing facilities	Lacking some or all facilities		Total	Average value (dollars)		Average number of rooms	Total	Average contract rent (dollars)	Average number of rooms				
							With flush toilet	No flush toilet											
76...	60	25	19	19	...	6	6	15	12500	5.5	6	60	4.2	
77...	62	25	25	25	14	12500	4.8	10	77	4.7	
78...	2	1	
79...	5	1	
81...	...	1	
82...	39	24	18	15	3	6	5	...	1	...	13	11000	5.4	6	61	3.7	
83...	63	26	25	25	1	17	9500	5.5	9	68	2.9	...	1	
84...	32	14	14	14	5	11000	5.6	8	79	4.0	...	1	
85...	42	17	17	17	11	12000	5.0	6	70	3.3	...	1	
86...	34	17	17	17	7	9500	5.3	7	70	3.0	
89...	62	22	22	22	18	15000	5.7	3	
90...	42	10	10	10	7	15500	5.9	3	3	
91...	127	57	45	43	2	12	11	1	9	...	4.6	45	60	3.5	1	5	
92...	84	30	19	18	1	11	10	1	14	9000	5.7	16	52	3.5	...	2	
94...	115	62	37	35	2	23	16	7	...	2	15	8500	4.9	35	69	3.1	1	2	
95...	**57	28	6	6	...	13	4	9	...	9	3	15	59	3.6	...	1	
96...	70	34	3	3	...	28	22	6	...	3	3	21	49	2.4	1	6	
97...	94	39	14	14	...	25	23	2	8	8500	5.1	25	63	4.2	...	3	
99...	82	40	25	17	8	15	12	3	10	...	4.7	27	82	3.4	...	4	
100...	71	26	19	19	...	7	7	10	8500	5.5	12	67	4.3	...	4	
102...	20	8	8	8	4	4	
103...	18	9	9	9	7	14000	5.7	
104...	65	25	25	25	24	15500	5.5	1	
105...	53	15	15	15	11	14000	5.5	4	3	
106...	49	25	24	22	2	1	12	10000	4.1	10	74	3.3	...	1	
107...	41	15	12	12	...	3	2	1	6	...	5.7	7	72	3.7	...	3	
111...	75	36	36	36	10	14000	6.1	22	76	3.3	...	2	
112...	48	21	21	21	10	17000	5.9	10	97	3.9	
113...	6	3	
115...	22	11	7	7	...	4	4	4	7	59	2.3	
116...	27	9	5	3	2	4	2	2	3	5	58	4.8	...	2	
117...	23	14	11	11	...	3	3	4	4	1	
119...	32	8	3	3	...	5	5	3	5	88	4.4	...	2	
120...	70	24	16	14	2	8	8	8	...	6.0	15	67	3.7	...	6	
121...	**54	14	3	3	...	10	9	1	...	1	4	9	68	4.3	...	2	
122...	147	60	4	4	...	51	36	15	...	5	9	13000	5.9	35	60	3.0	...	14	
123...	*117	39	14	14	...	25	23	2	7	...	5.9	28	64	3.9	...	6	
124...	48	20	15	15	...	5	4	1	5	11500	4.8	15	63	3.3	...	2	
125...	2	1	
126...	59	40	39	37	2	1	1	8	17500	6.1	24	73	2.5	...	1	
127...	11	25	25	25	1	4	1	
129...	12	5	5	5	4	1	
130...	21	11	11	11	10	13000	5.3	
131...	39	14	13	13	...	1	1	12	14000	5.5	1	
132...	30	13	13	13	9	18000	6.0	3	
133...	44	18	18	18	14	16500	6.3	2	1	
134...	52	26	26	26	22	19000	5.7	1	1	
135...	50	21	13	13	...	8	6	2	12	15500	5.8	9	59	2.7	2	1	
136...	92	37	37	37	3	30	59	3.3	...	7	
138...	33	12	7	7	...	5	5	4	8	69	3.6	2	...	
139...	20	17	17	15	2	2	9	75	2.4	2	...	
140...	26	6	6	6	4	4	
141...	62	21	21	21	8	14500	6.6	11	90	5.5	
142...	44	19	19	19	10	14000	6.2	5	86	5.4	...	1	
143...	22	13	12	12	...	1	1	10	12000	3.8	2	2	
144...	42	22	14	14	...	8	8	9	10500	4.6	8	...	3.8	...	2	
145...	2	1	
149...	74	43	41	31	10	2	4	1	...	1	17	11500	3.4	16	85	4.0	...	4	
150...	32	21	16	16	...	5	4	1	3	14	107	3.1	
151...	31	8	1	1	...	7	7	4	3	1	1	
152...	38	16	13	13	...	3	2	1	5	...	3.2	7	70	4.0	...	4	
153...	53	31	27	9	18	4	4	21	7500	2.6	8	72	3.3	1	3	
154...	109	44	41	38	3	2	1	1	...	1	24	11000	5.2	16	66	3.8	...	4	
155...	21	10	10	10	5	...	6.2	4	
156...	1	
157...	4	2	
158...	78	30	24	23	1	6	5	1	15	9000	4.5	14	70	3.8	...	5	
31.....	*16897	5474	2484	1903	581	1639	506	1127	6	1351	480	10500	5.7	4570	65	3.1	5033	1514	
1...	*156	46	5	5	...	15	2	8	5	26	9	8500	5.8	32	61	3.5	41	13	
2...	*17	5	2	...	1	1	3	1	4	5	2	
3...	*191	61	5	4	1	2	1	1	...	54	10	8500	6.3	44	62	3.8	54	12	
4...	143	42	3	3	39	18	10500	6.1	21	67	4.4	39	5	
5...	*113	39	12	12	...	4	2	2	...	23	15	9500	5.9	23	60	4.1	38	3	
6...	177	57	8	8	...	3	...	3	...	46	21	7500	5.5	32	67	3.9	53	9	
7...	28	8	1	1	...	5	2	3	5	64	2.4	2	4	
10...	366	147	62	59	3	85	11	9000	5.7	114	68	2.7	125	36	
11...	*204	59	1	58	13	10500	6.1	45	66	3.9	58	12	
12...	*260	100	60	12	48	1	...	1	...	39	10	7500	5.5	87	66	2.7	97	29	
13...	*163	52	5	3	2	5	2	3	...	42	10	8500	5.3	38	60	3.5	48	12	
14...	*186	51	4	3	1	47	22	8000	5.5	27	70	4.4	49	9	
15...	*220	64	1	63	26	9500	6.0	35	57	3.3	61	18	
16...	**258	64	11	6	5	52	15	37	...	1	10	11000	6.4	50	62	3.7	60	19	
17...	**274	63	6	4	2	57	10	47	14	9500	6.6	47	64	3.9	61	15	
18...	*202	81	6	4	2	4	2	2	...	73	11	8500	5.3	70	53	2.4	80	16	
19...	320	117	13	11	2	42	41	1	...	62	11	11000	4.8	96	56	3.2	107	29	
20...	*300	113	30	28	2	11	3	8	...	72	17	8500	5.3	79	57	2.7	96	27	

Table 2.—CHARACTERISTICS OF HOUSING UNITS, BY BLOCKS: 1960—Con.

["Total population" contains no persons in group quarters unless preceded by asterisk; one asterisk (*) denotes less than 10 percent; two asterisks (**), 10 percent or more]

Blocks within census tracts	Total population	All housing units by condition and plumbing									Occupied housing units							
		Total	Sound			Deteriorating			Dilapidated	Owner occupied			Renter occupied			Occupied by non-white	1.01 or more persons per room	
			Total	With all plumbing facilities	Lacking some or all facilities	Total	With all plumbing facilities	Lacking some or all facilities		Total	Average value (dollars)	Average number of rooms	Total	Average contract rent (dollars)	Average number of rooms			
																		With flush toilet
21...	*291	79	34	32	2	43	8	35	...	2	8	13000	5.3	64	67	3.7	72	28
22...	*192	64	5	5	...	15	13	2	...	44	3	51	57	3.5	54	17
23...	*611	155	124	110	14	29	4	25	...	2	2	150	75	3.3	152	60
24...	305	120	55	25	30	65	12	53	12	11000	6.4	93	60	2.5	105	30
25...	445	157	117	93	24	40	5	10500	4.0	147	70	2.8	152	52
26...	**251	64	53	26	27	4	...	4	...	7	5	10500	5.2	56	75	4.1	61	12
27...	*704	299	167	120	47	39	7	32	...	93	4	262	57	2.8	265	69
28...	*1094	330	208	208	...	8	8	114	8	7500	4.6	302	69	3.3	310	120
31...	16	10	8	4	4	2	4	3	1	...
35...	281	84	43	23	20	41	3	74	75	3.5	77	25
37...	260	101	87	60	27	1	1	13	2	91	60	2.7	93	27
38...	257	72	3	3	69	1	68	50	3.0	69	29
42...	353	100	18	14	4	63	47	16	...	19	3	86	64	3.1	89	41
43...	**224	55	22	22	...	31	22	9	...	2	1	51	70	3.7	52	18
44...	106	50	27	25	2	23	...	23	5	9000	5.2	44	62	2.5	48	7
45...	194	68	50	49	1	18	...	13	6	21000	5.5	60	65	2.9	66	19
46...	*296	96	78	74	4	17	...	17	...	1	1	88	62	3.1	89	28
47...	*301	101	85	77	8	16	6	10	6	8000	4.2	86	69	3.4	92	24
48...	*304	87	75	75	...	12	1	11	6	18000	6.2	74	71	3.3	80	29
49...	238	87	73	67	6	14	1	13	1	82	67	2.9	83	25
50...	*256	71	48	39	9	23	2	21	4	64	76	3.2	68	30
51...	263	113	25	14	11	88	12	76	17	9000	5.5	86	61	2.0	103	25
52...	*314	120	55	20	35	65	2	63	18	9500	5.7	90	57	2.8	108	26
53...	*270	126	28	4	24	89	8	81	...	9	9	12500	5.1	97	51	2.4	106	28
54...	219	66	16	7	9	8	3	5	...	42	15	10500	6.1	45	63	4.1	59	13
55...	329	106	1	1	...	38	4	34	...	67	3	91	55	3.2	93	34
57...	*346	86	85	85	...	1	...	1	82	84	3.1	82	44
58...	*238	72	19	2	17	53	3	50	5	9000	6.4	62	59	3.8	67	14
59...	211	93	15	8	7	78	11	67	10	10000	4.8	64	55	2.8	74	23
60...	167	59	18	15	3	39	5	34	...	2	6	11500	5.3	47	54	3.4	53	13
61...	*207	81	42	13	29	39	4	35	11	8000	5.0	62	61	2.7	73	15
62...	181	86	30	10	20	56	3	53	11	12000	5.9	65	75	2.4	76	15
63...	*297	86	73	59	14	13	3	10	1	81	62	3.1	82	24
64...	**255	63	30	8	22	33	...	33	1	54	70	3.3	55	17
65...	**508	163	88	52	36	65	21	44	...	10	12	12500	5.9	140	63	3.2	152	30
66...	**282	60	31	28	3	29	2	27	6	13500	5.5	50	61	3.6	56	20
67...	*180	57	35	30	5	22	6	16	4	48	69	3.6	52	16
68...	**294	76	49	49	...	27	16	11	1	74	69	3.1	75	24
69...	118	36	21	20	1	15	5	10	7	33000	6.4	29	62	3.0	36	10
70...	242	115	63	28	35	49	11	38	...	3	2	99	59	2.2	101	31
71...	*121	32	16	16	...	15	11	4	...	1	32	70	3.5	32	10
72...	**69	20	5	5	...	8	3	5	...	7	5	13500	5.8	15	55	2.8	20	7
73...	*421	120	43	43	...	75	74	1	...	2	3	110	77	3.1	113	48
74...	*97	31	10	9	1	11	3	8	...	10	3	28	91	3.7	31	3
75...	*292	84	33	32	1	47	35	12	...	4	3	77	74	3.4	80	25
76...	**268	63	11	4	7	42	29	13	...	10	3	59	71	3.5	62	20
78...	151	41	29	29	...	12	12	2	38	91	3.2	40	19
34.....	*16094	5984	4005	3128	877	1433	523	910	...	546	151	16500	5.0	5347	68	2.7	5476	1659
1...	*370	130	16	8	8	81	78	3	...	33	3	119	77	2.6	121	52
2...	231	74	6	6	...	52	45	7	...	16	2	68	74	3.5	70	20
3...	*189	62	47	41	6	15	...	15	5	8000	5.4	56	64	3.4	61	15
4...	*411	132	66	66	...	66	4	62	130	60	3.2	130	37
5...	298	76	78	41	37	18	...	18	2	82	57	3.2	84	34
6...	808	259	232	120	112	27	...	27	3	248	57	2.8	249	102
7...	212	154	39	9	30	92	1	91	...	23	8	31000	4.6	106	49	1.7	114	23
8...	308	110	45	30	15	9	5	4	...	56	9	15500	5.8	99	67	2.9	108	30
9...	*18	3
13...	**186	55	28	25	3	27	3	24	1	46	62	3.2	46	18
14...	**244	142	117	21	96	25	2	23	2	78	63	2.5	80	25
16...	29	12	8	8	4	...	4	1	9	56	3.0	10	3
17...	222	93	68	53	15	25	4	21	1	79	63	2.7	80	21
18...	407	114	111	3	2	1	1	110	76	3.3	109	42
19...	**188	81	49	12	37	32	4	...	73	64	1.9	77	18
20...	173	57	4	4	...	17	14	3	...	36	1	49	62	2.8	50	23
21...	*145	55	49	29	20	6	2	4	1	49	69	3.0	50	10
22...	*158	63	41	16	25	22	13	9	2	56	65	2.6	58	16
23...	137	68	52	52	...	16	1	15	1	66	65	2.8	67	6
24...	506	184	177	162	15	7	7	171	66	2.9	171	53
25...	**116	30	23	23	6	6	6	1	1	29	76	3.0	30	6
26...	457	160	149	103	46	1	...	1	...	10	5	42000	2.0	151	59	2.8	156	46
27...	*106	33	11	10	1	22	4	18	5	7000	5.4	28	71	3.5	33	6
28...	**156	36	2	1	1	34	7	27	3	32	57	3.3	35	14
29...	11	3
31...	150	56	56	52	4	2	54	66	3.1	56	16
32...	*149	66	23	22	1	23	1	22	...	20	60	56	2.8	59	15
33...	*187	63	58	57	1	5	5	60	69	3.4	60	17
34...	138	55	26	12	14	29	8	21	1	50	75	2.7	51	12
35...	337	122	104	103	1	18	112	62	2.8	112	42
36...	*157	60	54	45	9	6	6	1	57	62	2.7	58	14
37...	716	301	263	183	80	38	...	38	4	281	89	2.4	285	71
38...	*490	202	104	78	26	61	17	44	...	37	1	180	61	2.5	181	49
39...	338	111	109	81	28	2	...	2	9	15000	3.3	98	68	3.0	107	30
40...	*719	197	179	174	5	1	...	1	...	17	5	11000	3.2	185	75	2.9	190	85
41...	370	171	91	66	25	62	2	35	...	18	7	30000	5.6	163	64	2.4	170	28
42...	*260	80	78	74	4	2	1	1	6	4000	4.7	73	89	3.3	79	25
43...	**119	24	24	24	1	21	74	3.3	22	5

Table 2.—CHARACTERISTICS OF HOUSING UNITS, BY BLOCKS: 1960—Con.

["Total population" contains no persons in group quarters unless preceded by asterisk; one asterisk (*) denotes less than 10 percent; two asterisks (**). 10 percent or more]

Blocks within census tracts	Total population	All housing units by condition and plumbing									Occupied housing units								
		Sound				Deteriorating				Dilapidated	Owner occupied			Renter occupied			Occupied by non-white	1.01 or more persons per room	
		Total	Total	With all plumbing facilities	Lacking some or all facilities	Total	With all plumbing facilities	Lacking some or all facilities			Total	Average value (dollars)	Average number of rooms	Total	Average contract rent (dollars)	Average number of rooms			
								With flush toilet	No flush toilet										
44...	**474	127	127	120	7	64	6	3500	3.0	108	74	2.9	114	49	
45...	*160	83	15	5	10	4	...	4	2	73	49	2.2	75	17	
46...	44	22	22	1	21	1	20	44	2.0	21	4	
47...	368	186	146	66	80	40	...	40	2	169	55	2.2	171	35	
48...	440	177	136	129	7	41	4	37	3	17500	6.7	166	69	2.7	172	37	
49...	495	169	139	138	1	30	6	148	72	2.8	151	60	
50...	485	162	161	146	15	1	1	145	94	3.0	143	65	
51...	*395	155	122	91	31	33	...	33	8	17500	7.6	134	61	2.7	142	44	
52...	370	213	74	63	11	87	5	82	6	16500	6.3	197	62	1.9	203	38	
53...	168	101	39	20	19	42	2	40	2	81	50	2.1	83	18	
54...	115	46	30	28	2	2	...	2	...	14	44	60	3.0	44	9	
55...	224	71	1	1	...	70	68	2	67	63	3.0	67	25	
56...	*435	169	43	43	...	116	110	6	...	10	1	150	69	2.5	151	58	
57...	**287	69	69	34	35	2	66	63	2.4	66	14	
58...	*410	138	91	86	5	20	...	20	...	27	1	126	64	3.0	126	43	
59...	396	140	135	126	9	5	5	128	64	2.8	126	53	
60...	117	60	28	26	2	23	3	20	...	9	1	37	63	3.0	34	13	
61...	*387	135	106	91	15	27	2	25	...	2	9	11500	5.6	114	49	3.3	122	40	
63...	108	47	2	2	...	44	44	1	2	41	64	3.0	43	7	
36.....	*9513	5284	3579	2760	819	1305	645	660	...	400	490	14000	5.2	4008	61	2.4	510	507	
2...	133	43	32	29	3	8	3	5	...	3	6	13500	5.5	35	65	3.4	18	11	
3...	312	95	84	82	2	6	5	1	...	5	1	91	105	3.1	84	31	
4...	77	24	21	21	...	3	...	3	23	71	3.3	22	9	
5...	209	88	85	55	30	3	1	2	3	64	73	3.1	64	21	
6...	312	110	103	66	37	6	5	1	...	1	2	100	76	3.1	76	27	
7...	54	39	37	32	5	2	2	34	51	2.0	34	5	
8...	307	107	105	91	14	2	1	1	3	99	76	3.1	92	24	
9...	*301	98	66	66	...	27	23	4	...	5	1	85	78	3.2	86	35	
10...	2	1	
11...	7	1	
12...	107	43	33	25	8	9	5	4	...	1	3	32	75	3.3	30	8	
14...	*116	3	
15...	*72	23	1	1	21	2	17	54	2.7	
16...	**144	55	22	19	3	30	19	11	...	3	8	14000	6.5	37	54	2.9	...	5	
17...	123	60	45	45	...	15	15	3	8	17500	8.1	43	70	3.0	...	6	
18...	13	4	
19...	...	1	
21...	*99	40	34	18	16	5	2	3	...	1	11	12500	5.8	18	56	2.6	...	2	
22...	**126	17	17	17	2	7	63	1.9	...	1	
24...	**293	193	175	172	3	16	16	2	13	18500	6.1	139	54	2.0	1	15	
25...	*105	72	62	45	17	7	3	4	...	3	12	15000	6.3	40	59	2.3	...	7	
26...	*208	90	74	72	2	13	11	2	...	3	4	71	53	2.7	...	9	
27...	*72	11	1	...	1	...	10	2	7	56	3.6	...	3	
29...	5	5	5	1	4	5	...	3.4	
30...	*66	16	7	7	9	10	51	2.3	...	3	
31...	**104	63	34	34	...	18	11	7	...	11	5	...	5.8	36	60	2.1	
33...	*111	61	48	38	10	12	7	5	...	1	11	12000	5.2	29	61	2.7	...	5	
34...	98	53	46	28	18	7	7	12	11500	5.0	31	61	3.2	...	4	
35...	*242	157	132	64	68	25	14	10500	5.9	104	53	2.2	...	17	
36...	*150	53	45	43	2	8	6	2	17	12500	6.7	31	68	3.4	...	6	
37...	**117	41	20	19	1	21	15	6	4	37	61	2.9	...	5	
38...	*164	108	57	25	32	51	21	30	5	19500	7.2	93	45	1.8	...	10	
39...	175	202	202	60	142	7	31000	3.1	129	52	1.3	...	12	
40...	128	128	120	78	42	8	2	6	121	46	1.1	...	6	
41...	26	32	32	...	32	26	40	1.0	
43...	27	27	11	10	1	16	1	15	20	45	1.6	...	2	
44...	176	160	31	3	28	129	9	120	3	146	46	1.2	1	12	
45...	61	56	18	4	14	38	7	31	4	45	43	1.4	...	2	
46...	*28	12	5	5	...	6	1	5	...	1	6	3500	1.8	6	...	2.7	...	4	
47...	156	84	38	30	8	46	8	24000	5.4	66	52	2.3	...	10	
48...	*139	124	33	9	24	91	12	15500	4.3	76	42	1.5	...	14	
49...	79	42	23	11	12	1	1	18	7	15500	5.0	32	54	2.2	...	8	
50...	*53	21	18	14	4	1	1	2	6	...	4.3	12	50	2.3	...	2	
51...	*72	35	28	13	15	3	3	4	5	...	6.6	19	64	2.7	...	4	
52...	*138	103	58	21	37	1	1	44	9	...	4.4	69	50	1.9	...	10	
53...	5	5	1	1	4	2	
56...	65	45	17	17	...	27	15	12	...	1	42	50	1.8	
57...	147	127	82	28	54	45	3	42	118	61	1.3	...	6	
58...	20	19	19	...	19	16	42	1.0	...	2	
62...	221	165	67	36	31	89	31	58	...	9	161	56	1.8	...	10	
64...	86	83	23	10	13	60	19	41	9	...	5.9	39	49	2.0	...	3	
65...	223	130	91	83	8	39	27	12	12	...	4.8	109	57	2.4	...	4	
66...	197	123	63	63	...	59	20	39	1	15	14000	5.6	83	62	2.4	...	5
67...	*99	34	20	20	...	12	12	2	12	20000	5.3	18	67	3.8	...	2	
68...	154	84	54	39	15	30	24	6	14	11500	6.0	56	50	2.4	...	2	
69...	*209	120	95	92	2	25	10	15	16	11000	4.1	96	54	2.5	...	11	
70...	118	85	8	8	...	71	38	33	...	6	16	9500	5.8	47	54	2.0	...	5	
71...	140	84	19	19	...	64	25	39	...	1	16	11000	5.4	62	49	1.9	...	7	
74...	11	7	6	6	...	1	...	1	7	...	2.9	...	2	
75...	53	40	20	10	10	20	6	14	1	37	41	1.9	...	2	
76...	83	67	67	66	1	64	193	2.9	...	2	
79...	2	2	
81...	14	6	3	2	1	...	3	2	4	6	
82...	136	66	41	41	...	11	11	14	14	...	5.1	46	67	3.4	...	3	
83...	152	80	23	21	2	47	39	8	...	10	16	...	4.9	61	61	2.8	
84...	31	15	12	12	...	3	3	8	10500	5.5	5	...	3.8	...	1	

Table 2.—CHARACTERISTICS OF HOUSING UNITS, BY BLOCKS: 1960—Con.

["Total population" contains no persons in group quarters unless preceded by asterisk; one asterisk (*) denotes less than 10 percent; two asterisks (**). 10 percent or more]

Blocks within census tracts	Total population	All housing units by condition and plumbing								Occupied housing units								
		Total	Sound			Deteriorating			Dilapidated	Owner occupied			Renter occupied			Occupied by non-white	1.01 or more persons per room	
			Total	With all plumbing facilities	Lacking some or all facilities	Total	With all plumbing facilities	Lacking some or all facilities		Total	Average value (dollars)	Average number of rooms	Total	Average contract rent (dollars)	Average number of rooms			
							With flush toilet	No flush toilet										
85...	10	4
86...	173	83	61	56	5	22	22	10	12000	5.6	64	74	3.0	1	7
87...	**115	64	61	61	...	3	3	11	14000	3.8	35	68	2.7	...	7
88...	*185	106	81	81	...	25	25	18	10500	4.6	80	64	3.1
89...	*208	107	92	77	15	15	6	9	15	11500	4.3	81	65	2.6	...	11
90...	118	52	35	33	5	13	10	3	8	...	5.3	43	56	3.0	...	4
91...	4	5	1	1	...	4	2	4
92...	226	139	51	51	...	59	44	15	...	29	3.0	121	56	2.5	...	9
93...	212	103	70	70	...	33	32	1	4.0	79	68	3.0	...	13
94...	216	150	140	127	13	8	1	7	6	...	4.2	109	65	2.9	...	11
95...	71	53	52	51	1	1	1	6	...	4.8	39	61	3.1
96...	87	45	45	45	9	...	3.2	35	64	2.8	...	4
97...	140	69	68	68	...	1	1	9	...	3.7	59	65	3.2	...	4
98...	43	16	14	14	...	2	2	3	13	80	3.8
99...	39	42	41	40	1	1	1	6	3500	2.7	24	67	1.8
101...	**92	57	52	31	21	1	1	4	1	55	53	1.6	...	2
103...	1	1
37-A...	**3442	1834	1669	1247	422	150	67	83	...	15	30	22000	5.1	1582	91	1.7	5	114
2...	**446	20	1	...	1	16	2	14	...	3	20	50	1.5	...	1
3...	**83	2
4...	10	5	1	1	4	5	33	3.2	3	...
6...	**18	1
7...	222	133	124	86	38	9	5	4	4	121	66	2.0	...	12
8...	352	295	285	284	1	10	10	2	280	93	1.6	...	16
9...	**175	88	82	53	29	6	4	2	3	83	64	1.4	...	8
10...	**145	24	7	4	3	15	15	2	3	17	68	2.1	...	5
11...	**218	92	70	45	25	22	5	17	78	61	1.8	...	11
12...	**113	6	3	3	...	3	3	6	...	2.7
14...	**13	2
16...	**124	6	5	4	1	1	5	...	1.8	...	1
17...	**42	8	8	5	3	2	6	...	1.0	...	3
18...	**219	137	123	105	18	14	14	119	187	2.0	...	4	...
19...	90	86	82	33	49	3	...	3	...	1	2	82	67	1.0	...	5
20...	**86	14	13	1	12	1	1	14	51	1.1	1	3
21...	29	24	24	7	17	20	45	1.7	...	1
22...	17	19	19	1	18	12	40	1.2	...	3
24...	**71	42	42	1	41	42	60	1.0	...	2
25...	7	4
27...	16	10	10	10	1	9	270	1.6
28...	102	106	100	77	23	6	6	1	88	55	1.1	...	6
29...	52	83	83	83	52	81	1.0
31...	12	9	9	2	7	8	47	1.3	...	2
32...	**97
33...	**418	1
35...	103	145	144	63	81	1	98	74	1.0	...	6
36...	*33	32	32	29	3	31	144	1.0	...	5
38...	4	4
40...	55	52	43	23	20	9	...	9	50	91	1.2	...	2
41...	80	73	67	66	1	4	...	4	...	2	4	60	95	2.3	...	1
42...	36	33	25	21	4	8	...	8	33	65	1.0	...	3
45...	**43	22	12	11	1	10	...	10	19	88	7.6
46...	5	4
49...	41	27	27	27	26	201	2.3	...	4
50...	*132	88	88	82	6	3	81	89	2.5
51...	15	21	18	17	1	3	...	3	1	12	81	2.8	...	1
52...	50	48	48	26	22	1	42	61	1.7	...	5
53...	68	68	68	67	1	47	195	3.6	...	3
37-B...	**2789	1835	1177	519	658	600	147	453	...	58	65	15000	4.4	1499	51	1.6	16	207
4...	69	66	66	39	27	1	49	73	1.6	...	3
7...	**42	23	23	22	1	23	62	3.1
9...	14	8	6	6	1	2	6	56	3.3
10...	21	9	4	4	...	5	3	2	2	7	58	3.3	...	1
11...	71	29	5	5	...	21	20	1	...	3	3	21	59	3.1	...	5
12...	109	63	30	30	...	8	3	5	...	25	53	50	2.5	1	6
16...	102	64	62	61	1	2	2	2	57	60	2.8	...	5
17...	36	43	6	6	...	37	36	2	1	30	52	1.2	1	1
18...	148	66	30	23	7	36	34	2	53	62	2.2	...	20
19...	**55	40	38	37	1	2	...	2	2	10	92	2.3	...	3
20...	8	1
21...	37	37	36	1	35	1	35	32	1.0
22...	4	1
24...	13	9	9	9	7	55	2.0	1	1
25...	**110	40	40	39	1	29	62	1.9
26...	2	1	7	2	4
28...	85	80	73	...	73	7	2	5	4	76	37	1.0	...	1
29...	172	89	68	25	43	6	5	1	...	15	74	49	1.5	...	31
30...	**34	8	6	5	1	2	1	1	1	7	55	2.9	...	3
31...	61	25	8	4	4	17	1	16	3	13	47	1.8	...	8
34...	34	22	9	3	6	13	1	12	49	49	1.6	...	4
35...	**30	13	12	2	10	1	1	2	10	46	2.1	...	1
36...	*76	34	30	11	19	4	1	3	26	72	2.0	1	10
37...	64	70	38	6	32	32	1	31	2	50	55	1.1	2	9
38...	1	1
39...	47	43	39	23	16	4	2	2	34	54	2.0	2	1
40...	122	80	63	12	51	15	1	14	...	2	6	...	3.7	58	40	1.6	1	17

Table 2.—CHARACTERISTICS OF HOUSING UNITS, BY BLOCKS: 1960—Con.

["Total population" contains no persons in group quarters unless preceded by asterisk (*) one asterisk (*) denotes less than 10 percent; two asterisks (**), 10 percent or more]

Blocks within census tracts	Total population	All housing units by condition and plumbing									Occupied housing units								
		Sound					Deteriorating				Dilapidated	Owner occupied			Renter occupied			Occupied by non-white	1.01 or more persons per room
		Total	With all plumbing facilities	Lacking some or all facilities	Total	With all plumbing facilities	Lacking some or all facilities	With flush toilet	No flush toilet	Total		Average value (dollars)	Average number of rooms	Total	Average contract rent (dollars)	Average number of rooms			
41...	*114	86	42	1	41	44	2	42	2	73	37	1.1	...	23	
42...	22	22	22	...	22	22	26	1.0	
43...	17	13	13	...	13	13	36	1.0	...	4	
44...	37	21	11	10	1	10	1	20	34	2.4	...	1	
45...	**17	1	
46...	55	12	12	12	9	78	3.0	...	9	
48...	5	5	5	5	5	5	34	1.0	
49...	102	113	101	64	37	12	2	10	4	80	74	1.4	1	2	
50...	*74	23	22	22	...	1	1	4	18	71	3.3	1	4	
51...	152	158	158	1	157	152	40	1.0	1	...	
52...	2	1	
53...	20	20	20	1	19	1	17	39	1.0	...	1	
54...	**236	145	105	11	94	40	1	39	4	123	41	1.1	2	...	
55...	*95	71	33	4	29	38	8	30	1	47	46	1.4	1	9	
56...	**116	64	58	26	32	6	6	5.7	3.2	58	60	1.7	...	4		
57...	124	84	47	13	34	37	2	35	4	79	50	1.2	1	18	
58...	34	30	30	23	7	30	77	1.3	...	1	
65...	...	1	7	
45.....	8	15	2	...	2	9	9	4	6	...	1.0	...	1		
1...	8	15	2	...	2	9	9	4	6	...	1.0	...	1		
49.....	*5371	1901	1856	1818	38	38	28	1	9	7	1224	13000	5.1	564	90	3.7	8	104	
5...	44	12	12	12	10	14500	5.7	2	
6...	100	28	28	28	23	14500	5.7	4	1	2	
7...	42	13	12	12	1	11	15500	5.5	1	1	
8...	17	7	7	7	6	13000	5.7	1	1	...	
9...	33	13	13	13	7	14500	5.4	4	1	
10...	19	6	6	6	4	2	1	
11...	47	14	14	14	7	18000	5.4	7	80	4.1	...	1	
12...	34	12	12	12	8	14500	4.5	3	1	
13...	58	25	25	25	25	15000	5.5	
15...	263	79	78	78	...	1	1	73	13500	5.7	6	126	5.2	...	3	
16...	718	232	230	230	...	2	2	180	14000	5.6	45	185	3.1	1	10	
17...	34	13	12	10	2	1	1	7	12500	4.3	6	75	2.0	...	2	
18...	31	7	7	6	1	3	4	2	
20...	42	15	15	14	1	9	12500	4.8	4	1	
21...	*67	20	20	20	12	13000	5.2	6	87	4.8	...	1	
27...	204	93	82	55	27	11	2	...	9	...	69	8000	3.0	20	78	3.4	2	11	
33...	1	1	
34...	38	19	19	19	8	14500	5.0	9	74	2.9	
35...	57	12	12	12	12	16000	6.7	
36...	95	24	24	24	23	14500	6.6	1	1	
37...	154	61	61	60	1	13	14000	5.9	45	69	3.2	...	3	
38...	19	5	5	5	5	13500	5.8	
39...	35	12	12	12	11	10500	5.8	
40...	39	12	12	12	11	11000	5.1	1	1	
41...	42	21	20	20	1	6	11000	4.7	14	81	3.1	
42...	27	12	12	12	8	13500	4.5	3	
43...	65	29	29	29	13	12500	4.9	10	72	3.6	
44...	65	23	22	21	1	1	1	16	11000	5.3	6	75	3.5	...	1	
45...	41	12	12	12	9	11000	5.6	3	
46...	84	26	25	25	...	1	1	23	11500	5.3	1	1	
47...	80	22	22	22	20	10500	5.3	5	
48...	57	16	16	16	16	11500	5.4	1	
49...	60	18	18	18	14	12500	5.2	2	
50...	65	22	21	21	1	5	10500	5.4	15	77	3.5	...	2	
51...	288	98	92	92	...	5	4	...	1	...	62	12000	5.2	31	80	4.0	...	7	
52...	65	23	23	23	11	12000	5.5	10	77	3.7	...	4	
53...	38	12	12	12	9	14500	5.6	2	1	
54...	85	24	24	24	23	14500	6.3	
55...	30	12	12	12	10	13500	5.4	
56...	39	12	12	12	11	14000	6.0	1	
57...	80	23	23	23	23	13000	5.7	
58...	30	12	12	12	9	12000	5.4	2	1	
59...	72	26	26	24	2	16	13000	4.9	10	76	4.1	...	1	
60...	54	14	14	13	1	12	11500	5.3	2	1	
61...	82	23	23	23	21	12000	5.1	2	2	
62...	37	12	12	12	10	12500	5.8	1	
63...	44	12	12	12	12	13500	4.7	2	
64...	38	14	14	14	13	13000	4.8	
65...	89	37	37	37	31	11000	5.0	3	
66...	54	22	22	22	14	12000	5.1	7	76	4.4	
67...	48	19	19	19	10	13500	4.9	8	81	5.0	...	1	
68...	64	24	22	21	1	2	2	10	10000	4.9	12	71	4.3	
69...	101	41	39	39	...	2	2	17	12000	4.8	20	65	3.3	...	2	
70...	63	22	22	22	13	16500	5.7	8	72	3.9	...	1	
71...	153	76	74	73	1	1	1	1	20	15500	4.1	41	82	3.5	...	5	
72...	58	26	26	26	6	11000	4.7	18	88	3.3	...	1	
73...	99	42	39	39	...	2	2	1	17	12000	4.4	21	68	3.0	...	4	
74...	106	26	24	24	...	2	2	9	11500	4.4	17	148	4.9	1	4	
75...	61	27	26	26	...	1	1	14	11500	5.1	11	77	4.2	...	1	
76...	38	17	13	13	...	4	4	3	14	77	3.4	1	...	
77...	27	12	12	12	3	9	68	2.9	
78...	42	18	16	16	...	1	1	1	9	13500	5.0	7	89	3.9	...	3	
79...	70	35	35	35	14	12500	4.5	14	83	3.9	...	1	

Table 2.—CHARACTERISTICS OF HOUSING UNITS, BY BLOCKS: 1960—Con.

["Total population" contains no persons in group quarters unless preceded by asterisk; one asterisk (*) denotes less than 10 percent; two asterisks (**), 10 percent or more]

Blocks within census tracts	Total population	All housing units by condition and plumbing									Occupied housing units							
		Total	Sound			Deteriorating			Dilapidated	Owner occupied			Renter occupied			Occupied by non-white	1.01 or more persons per room	
			Total	With all plumbing facilities	Lacking some or all facilities	Total	With all plumbing facilities	Lacking some or all facilities		Total	Average value (dollars)	Average number of rooms	Total	Average contract rent (dollars)	Average number of rooms			
86...	4	2
87...	106	39	39	39	17	10500	5.4	18	75	4.1	...	3
89...	86	31	31	31	26	11500	5.6	4	2
90...	8	5	5	5	4	1
91...	14	6	6	6	2	2	1
92...	6	1
93...	15	8	8	8	5	18000	5.0	3
94...	5	3
95...	14	4
96...	71	24	24	23	1	16	14000	6.2	7	82	3.1	...	1
97...	39	13	13	13	8	14000	4.8	5	...	5.0
98...	20	4
99...	49	16	16	16	8	14000	4.5	8	74	4.5	...	2
100...	29	11	11	11	7	15000	5.7	4
101...	6	2
102...	2	1
103...	11	3
104...	24	10	10	10	6	12000	5.3	3
105...	67	26	26	26	19	14500	5.5	4	2
106...	51	16	16	16	14	14500	5.2	2
109...	166	53	44	43	1	9	9	38	12000	5.0	14	75	3.6	...	7
110...	35	11	11	11	11	11000	5.5
111...	79	26	25	25	...	1	1	20	12000	5.9	5	80	3.8
112...	137	42	37	36	1	5	5	26	11000	5.3	12	72	3.9	...	4
113...	142	55	44	43	1	5	5	6	29	9800	5.1	23	75	3.9	...	4
114...	178	68	56	55	1	6	6	6	35	10500	4.8	29	69	3.6	...	6
115...	71	20	20	20	18	10500	5.1	2	1
117...	54	17	17	17	17	10500	5.1	1
118...	56	23	21	21	...	2	1	1	18	10000	4.4	4	1
119...	24	12	11	11	...	1	1	10	9000	4.0
121...	20	8	8	8	6	11500	6.2	1	1
122...	50	21	20	20	...	1	1	9	18500	5.0	12	88	4.3	...	1
123...	46	14	14	14	11	15500	5.9	3	1
124...	13	6	6	6	4	2
126...	12	4
127...	151	92	83	47	36	9	2	2	5	...	83	...	2.5	9	45	2.3	...	5
128...	25	11	11	11	4	7	61	3.4
129...	73	22	22	22	20	12500	5.2	3
130...	123	46	46	46	31	10000	4.7	15	63	4.0	...	2
131...	**90	35	35	35	22	9000	4.7	12	58	3.3	...	1
132...	54	16	16	16	14	9500	5.6	2	1
133...	50	16	16	16	15	9500	4.9	1
134...	46	15	15	15	13	9500	5.5	2	2
135...	98	33	33	33	32	9000	5.0	1	2
137...	55	16	16	16	15	9500	5.3	1	2
138...	59	19	19	19	10	15000	5.2	8	76	4.4	...	1
139...	128	38	38	38	38	12000	5.3	3
140...	139	38	37	37	...	1	1	35	11500	5.5	3	2
141...	125	40	40	40	35	12000	5.6	3	3
142...	139	76	76	76	17	11000	4.5	48	78	2.5	...	10
143...	126	43	39	37	2	3	3	1	30	13000	5.6	11	74	2.6	...	4
144...	38	42	39	39	...	2	2	1	7	6500	4.9	14	85	2.8	...	2
145...	49	16	16	16	15	12500	5.5	1
51.....	*4325	1596	1406	1380	26	152	132	13	7	38	906	14500	5.4	538	76	3.6	14	111
1...	36	22	16	11	5	6	2	...	18	10000	3.4	4
2...	55	24	8	8	...	15	10	...	5	1	12	13500	5.6	7	...	2.1	4	4
3...	104	36	33	33	...	2	2	27	14500	5.4	8	81	3.9
4...	32	11	9	9	...	1	1	1	8	22000	6.0	2
5...	34	13	8	8	...	4	4	1	11	11000	5.9	1
6...	37	16	15	15	...	1	1	13	11000	5.9	3	1
8...	70	27	24	24	...	3	3	23	13000	5.1	1
9...	65	21	20	20	...	1	1	20	14500	5.5
10...	47	17	15	15	...	2	2	15	15000	5.5	2	1
11...	111	88	80	80	...	6	6	2	27	15500	4.8	22	68	1.9	...	9
12...	26	13	13	13	7	17500	4.7	2	1
16...	*136	38	34	33	1	1	1	1	...	3	33	13000	5.1	3	1	5
17...	55	18	17	17	1	17	11500	4.9	1	1
18...	27	13	13	13	11	12000	4.6	1
25...	**195	26	26	26	11	10000	5.6	13	62	3.7	...	2
31...	47	17	15	15	...	2	2	13	18000	7.0	4	1
32...	45	20	14	14	...	6	5	1	14	20000	6.8	3	1
33...	17	6	6	6	5	...	6.8	1
34...	26	9	9	9	7	21000	7.6	2
39...	78	34	34	33	1	27	17000	6.5	4
40...	76	26	26	26	22	15500	5.5	4	2
45...	60	17	17	17	12	13000	4.8	5	71	4.0	...	1
46...	70	21	21	21	15	12000	5.3	5	87	5.2	...	1
47...	67	24	24	24	21	12000	5.3	2	2
48...	89	32	32	32	29	12500	5.4	3
49...	23	9	9	7	2	8	12000	5.5	1
50...	9	4
51...	20	10	6	5	1	1	1	3	4	5	64	3.8
52...	54	20	20	15	5	12	10500	4.7	8	67	3.3	...	1
53...	71	30	25	25	...	5	5	17	11000	5.0	11	67	3.5	...	1
54...	*105	37	34	34	...	3	3	18	15000	4.7	17	72	3.9	...	1

Table 2.—CHARACTERISTICS OF HOUSING UNITS, BY BLOCKS: 1960—Con.

["Total population" contains no persons in group quarters unless preceded by asterisk; one asterisk (*) denotes less than 10 percent; two asterisks (**), 10 percent or more]

Blocks within census tracts	Total population	All housing units by condition and plumbing									Occupied housing units						
		Total	Sound			Deteriorating			Dilapidated	Owner occupied			Renter occupied			Occupied by non-white	1.01 or more persons per room
			Total	With all plumbing facilities	Lacking some or all facilities	Total	With all plumbing facilities	Lacking some or all facilities		Total	Average value (dollars)	Average number of rooms	Total	Average contract rent (dollars)	Average number of rooms		
55...	47	17	17	17	5	...	4.6	12	65	2.4	...	5
56...	*68	25	24	23	1	...	1	12	11500	5.1	11	64	2.8	...	2
57...	56	23	23	23	15	12000	5.3	5	...	3.2	...	1
58...	88	33	30	30	3	14	11000	4.9	17	77	4.2
59...	47	17	17	17	8	18000	5.5	9	180	3.9	...	1
60...	41	17	15	15	2	5	...	4.4	12	75	3.8
61...	65	23	21	21	2	12	8500	4.6	9	79	4.2	...	2
62...	63	23	21	21	2	14	12000	5.1	8	69	3.5	...	1
63...	78	24	23	22	1	...	1	18	9500	4.7	6	77	4.7	...	4
64...	108	39	38	36	2	...	1	11	11500	4.7	25	66	3.7	...	6
65...	156	59	57	57	2	19	8500	4.4	38	68	3.3	...	6
66...	129	36	22	22	11	10	9000	5.1	26	75	4.0	...	5
67...	66	23	11	9	2	...	9	10	11000	5.4	11	66	3.5	...	6
68...	68	28	13	13	13	8	8000	4.9	17	66	3.8	...	3
69...	43	14	13	13	1	8	12000	4.6	6	62	5.0
70...	38	14	14	14	13	13500	5.2
71...	20	7	7	7	6	13500	5.3
72...	22	8	8	8	8	13000	4.6
73...	10	3
74...	115	31	25	25	4	10	...	5.5	19	81	5.2	...	4
75...	237	100	83	80	3	...	8	40	17500	4.8	39	83	2.9	8	17
76...	11	5	2	2	3	2	1
77...	32	13	10	10	3	6	...	4.5	7	66	3.0	1	1
78...	57	19	18	18	1	15	11500	5.0	3	1
79...	8	4
81...	77	31	23	23	3	25	16000	5.4	5	73	4.8
82...	12	4
83...	10	6	6	6	4
84...	**287	100	85	85	15	26	16500	6.0	57	80	3.9	...	6
87...	1
88...	33	12	11	11	1	9	21000	7.6	2
89...	35	13	11	11	2	10	20000	7.3	2
90...	31	10	10	10	8	21000	7.8	2
91...	33	12	11	11	1	9	21000	7.6	2
92...	33	12	11	11	1	9	21000	7.6	2
93...	31	10	10	10	8	21000	7.8	2
94...	33	14	13	13	1	5	...	6.4	8	68	2.3	...	1
95...	41	19	17	17	2	7	16500	5.7	10	68	2.2	...	2
96...	72	34	33	33	1	19	16500	5.5	10	92	4.0	...	1
97...	36	14	14	14	9	13000	5.2	4
52.....	*5052	2479	2288	2205	83	...	172	576	12500	5.4	1625	69	3.0	5	184
1...	6	2
2...	16	8	8	8	2	4
3...	66	35	35	35	10	...	4.5	22	67	2.8	...	3
4...	98	47	47	44	3	14	9000	5.1	27	60	3.2	...	3
5...	87	48	48	48	13	...	4.7	24	73	3.4	1	...
6...	68	28	28	28	10	12000	4.6	16	76	3.4	...	2
7...	37	9	9	9	5	12000	5.6	4	1
8...	12	3
9...	16	6	4	4	2	4	2
10...	32	13	13	13	6	...	4.8	6	241	3.8	...	3
11...	15	4
12...	90	36	34	34	11	14000	4.9	22	72	3.5	...	6
13...	186	91	84	67	17	...	4	14	11500	4.9	48	70	3.9	1	6
14...	131	63	62	59	3	...	1	15	9000	5.5	42	58	3.0	...	2
15...	74	37	16	16	21	13	10500	5.7	15	65	3.1	...	3
16...	81	36	36	36	11	12000	5.1	23	146	3.0	...	1
18...	63	26	25	25	1	8	8000	5.0	17	67	3.4	...	2
19...	112	65	44	44	21	17	12000	5.8	32	71	2.9	...	6
20...	118	49	44	44	5	15	11000	5.6	28	73	3.5	...	4
21...	97	46	46	45	1	12	...	6.2	31	60	3.4	...	2
22...	133	69	69	62	7	17	9500	5.5	42	56	3.0	...	6
23...	99	40	39	39	1	13	12000	5.2	26	69	2.8	...	4
24...	9	4
25...	100	36	32	32	4	9	13000	5.2	21	91	3.0	...	9
26...	86	51	51	49	2	16	11500	4.7	27	61	2.3	...	7
27...	*74	36	33	31	2	...	3	13	9000	5.5	20	75	3.1
28...	*171	89	73	69	4	...	12	14	9500	5.2	67	81	3.4	...	2
29...	98	64	40	40	24	19	11500	5.1	35	66	2.9	...	2
30...	151	100	99	98	1	...	1	10	11500	4.7	77	62	2.6	...	5
31...	*92	49	49	49	8	23000	5.6	37	57	3.9
32...	103	52	51	50	1	...	1	8	17000	6.0	40	96	3.6
33...	30	19	19	19	3	14	65	3.3
34...	145	80	62	61	1	...	18	10	11500	5.2	60	66	2.7	...	5
35...	125	61	55	54	1	...	5	19	9000	5.1	36	59	3.4	...	3
36...	142	66	59	55	4	...	7	26	11000	5.8	35	75	3.6	...	4
37...	37	12	10	10	2	3	9	59	4.2	...	7
38...	101	50	50	50	8	17000	6.5	35	63	2.9	...	1
39...	278	117	117	117	10	15000	4.7	98	60	2.8	...	29
40...	121	54	47	41	6	...	7	17	11500	5.1	33	66	2.9	...	4
41...	52	24	24	24	8	13000	5.8	16	89	2.2	...	2
42...	186	100	98	96	2	...	2	14	10000	5.4	77	54	2.6	...	14
43...	65	28	23	22	1	...	5	14	12500	5.9	13	68	3.3	...	1
44...	*98	50	47	28	19	...	3	13	12500	5.5	33	88	2.4	2	...
45...	85	38	33	33	5	8	15500	4.6	26	76	3.7
46...	88	39	36	36	3	17	11000	5.6	21	55	3.7

Table 2.—CHARACTERISTICS OF HOUSING UNITS, BY BLOCKS; 1960—Con.

["Total population" contains no persons in group quarters unless preceded by asterisk; one asterisk (*) denotes less than 10 percent; two asterisks (**), 10 percent or more]

Blocks within census tracts	Total population	All housing units by condition and plumbing								Occupied housing units								
		Total	Sound			Deteriorating			Dilapidated	Owner occupied			Renter occupied			Occupied by non-white	1.01 or more persons per room	
			Total	With all plumbing facilities	Lacking some or all facilities	Total	With all plumbing facilities	Lacking some or all facilities		Total	Average value (dollars)	Average number of rooms	Total	Average contract rent (dollars)	Average number of rooms			
								With flush toilet										No flush toilet
47...	149	70	69	69	...	1	1	16	17500	5.8	51	66	2.9	...	6
48...	157	97	97	95	2	10	11500	5.1	79	70	2.4	...	9
49...	*183	74	64	64	...	7	...	1	6	3	16	18500	5.6	54	62	3.1	...	8
50...	**39	27	27	26	1	6	18500	4.8	20	61	3.4	...	2
51...	**39	31	30	30	...	1	1	1	17	84	2.0	...	2
52...	29	12	11	11	...	1	1	5	...	5.0	6	84	4.7	...	1
53...	28	17	12	12	5	3	12	69	3.4	1	...
54...	28	31	31	31	2	19	53	2.3
55...	76	47	47	44	3	9	11000	5.7	35	60	2.9	...	1
56...	**63	22	20	18	2	1	1	12	15000	6.6	9	73	3.9	...	1
57...	102	56	54	54	...	2	2	5	13500	5.6	50	66	3.0
58...	**49	15	14	14	...	1	1	7	11000	6.4	6	55	3.8	...	1
53...	*9552	4540	3560	3489	71	763	731	31	1	217	743	14500	4.9	3371	69	3.1	4	351
1...	**37	31	31	31	2	24	83	1.2	...	2
2...	8	2
4...	30	9	9	9	2	7	80	4.6
5...	12	9	9	8	1	1	8	59	3.3
6...	33	15	5	3	2	9	9	1	2	11	60	4.1	...	1
7...	55	25	22	21	1	3	3	8	...	6.1	15	74	3.6	...	1
8...	13	8	8	8	5	...	6.6	1
9...	*22	9	9	9	3	4
10...	21	8	5	5	...	3	3	1	6	61	3.0	...	1
11...	**62	20	12	12	...	4	4	4	8	13000	5.6	11	60	4.5
12...	**51	16	7	7	...	8	8	1	2	13	70	3.8	...	2
13...	35	18	9	9	3	14	58	2.4	...	3
14...	47	16	16	16	1	15	97	3.9	...	3
15...	*129	67	67	54	13	12	15500	5.0	53	47	2.4	...	4
16...	100	34	30	26	4	3	1	2	2	30	66	3.8	...	3
17...	135	60	42	42	...	14	14	4	7	47	63	3.3	...	6
19...	**111	33	27	27	...	6	6	6	5	24	5.8	...	2
20...	36	15	15	15	5	...	6.8	9	75	3.2
21...	111	58	58	58	11	15000	4.7	45	63	3.4	...	2
22...	*166	71	67	67	...	4	4	14	19500	4.9	53	64	3.2	...	1
23...	110	58	47	33	14	11	9	2	8	...	5.3	45	64	2.8	...	4
24...	75	29	15	15	...	11	11	3	8	14500	5.1	21	113	4.1	...	2
25...	*139	66	60	58	2	6	6	15	10000	5.1	48	62	3.9	...	3
26...	**113	43	43	43	18	14000	5.9	25	76	3.9
27...	*118	38	38	35	3	21	15500	5.7	17	69	3.9	...	2
28...	101	59	56	56	...	3	3	17	9000	5.7	40	57	3.2	...	1
30...	258	92	34	34	...	19	19	39	15	11500	5.0	63	70	3.2	...	21
31...	458	181	181	180	1	11	14000	5.4	146	77	3.5	...	28
32...	*194	69	69	69	9	...	5.3	59	53	2.3	...	29
33...	219	85	75	69	6	10	10	11	10500	4.6	73	66	3.0	...	16
34...	281	138	132	132	...	6	4	2	14	...	4.9	110	67	3.4	...	12
35...	193	86	86	86	12	14000	5.1	74	69	2.8	1	12
36...	**74	15	8	8	...	1	1	6	11000	6.6	6	59	3.2	...	3
37...	**176	65	40	40	...	23	12	11	2	13000	5.3	50	57	3.0	...	3
38...	203	91	91	91	22	13500	5.1	56	64	3.8	...	5
39...	123	71	40	40	...	28	27	1	...	3	14	14000	5.0	49	62	2.9	...	1
40...	146	55	52	51	1	3	3	16	10500	4.8	33	59	3.7	...	7
41...	141	78	51	51	...	26	26	1	11	16000	5.1	63	66	3.3	...	3
42...	99	55	36	36	...	19	19	6	...	4.3	42	60	3.1	...	1
43...	84	38	34	34	...	4	4	13	11500	4.5	21	66	3.3	...	3
44...	161	67	29	29	...	5	5	33	13	13500	4.9	44	71	3.7	...	6
45...	159	68	57	52	5	5	4	1	...	6	14	13500	4.9	49	67	3.2	...	11
46...	108	47	31	27	4	12	10	2	...	4	17	11000	5.2	29	63	3.4	...	1
47...	276	138	96	96	...	16	16	26	18	...	3.6	111	76	3.3	...	12
48...	198	91	91	88	3	14	20000	3.3	69	60	3.3	...	7
49...	364	240	240	240	10	42000	3.2	208	63	2.9	...	9
50...	43	24	24	24	5	19500	3.4	16	81	3.3	...	1
51...	43	30	30	30	2	26	65	2.7
52...	146	86	86	86	24	13000	3.8	50	77	3.6
53...	*161	86	85	85	...	1	1	11	10000	5.5	63	90	3.5	...	1
54...	110	63	61	61	...	2	2	15	10000	4.7	41	70	3.2	...	1
55...	*190	70	24	24	...	20	20	26	8	...	4.6	57	67	3.3	1	11
56...	**149	65	21	21	...	44	44	13	11000	5.5	42	60	2.7	...	8
57...	74	36	35	35	...	1	1	14	13000	5.4	20	68	3.5	...	1
58...	*274	144	33	33	...	68	68	43	17	11000	4.9	115	61	2.5	...	22
59...	214	114	76	76	...	38	38	14	10000	4.6	93	66	2.9	...	6
60...	109	49	36	36	...	13	11	2	8	...	4.4	36	67	3.2	1	8
61...	151	71	52	51	1	18	18	1	11	...	4.8	56	70	3.5	1	2
62...	209	110	90	90	...	20	20	12	...	4.1	94	65	3.0	...	4
63...	170	83	76	73	3	6	6	1	17	12000	5.1	53	65	2.8	...	10
64...	202	111	111	111	11	...	5.1	91	64	3.2	...	4
65...	140	122	25	25	...	97	97	9	20000	4.3	83	56	2.3
66...	108	43	14	14	...	20	20	9	15	12500	4.9	24	63	3.5	...	6
67...	116	49	47	47	...	2	2	22	14500	5.3	23	81	3.8	...	1
68...	195	106	106	106	11	13000	5.2	77	84	3.6	...	1
69...	184	98	98	98	7	15500	4.9	82	74	3.3	...	4
70...	31	20	20	20	4	14	82	3.1
71...	96	43	43	43	7	30	81	4.0	...	1
72...	61	34	7	7	...	25	25	2	9	9500	5.3	18	59	2.5	...	4
73...	101	39	12	12	...	26	26	1	6	21000	4.0	33	128	3.8	...	4
74...	106	43	18	17	1	25	25	6	21000	4.0	36	93	3.0	...	4
75...	117	55	54	54	...	1	1	9	...	4.7	41	61	3.5	...	3

Table 2.—CHARACTERISTICS OF HOUSING UNITS, BY BLOCKS: 1960—Con.

["Total population" contains no persons in group quarters unless preceded by asterisk; one asterisk (*) denotes less than 10 percent; two asterisks (**), 10 percent or more]

Blocks within census tracts	Total population	All housing units by condition and plumbing								Occupied housing units								
		Total	Sound			Deteriorating			Dilapidated	Owner occupied			Renter occupied			Occupied by non-white	1.01 or more persons per room	
			Total	With all plumbing facilities	Lacking some or all facilities	Total	With all plumbing facilities	Lacking some or all facilities		Total	Average value (dollars)	Average number of rooms	Total	Average contract (dollars)	Average number of rooms			
								With flush toilet										No flush toilet
18...	43	17	17	17	13	14500	5.5	4	
19...	47	20	20	18	2	17	15500	5.5	2	1	
20...	**16	4	24	24	6	...	4.3	10	76	4.1	...	1	
21...	39	24	24	24	20	13500	4.8	1	1	
22...	49	22	22	22	18	13500	5.2	1	
23...	50	20	20	20	5	...	4.6	16	74	2.4	...	3	
24...	39	26	22	21	1	4	2	2	...	4	40	64	2.5	...	1	
25...	66	71	71	71	5	14000	5.6	13	70	3.4	...	1	
26...	48	25	24	24	...	1	1	12	8500	5.4	18	74	2.7	...	4	
27...	72	31	31	31	8	9000	4.6	30	66	2.5	...	3	
28...	75	44	42	42	...	2	2	4	41	59	2.5	1	3	
29...	79	47	47	47	9	13000	4.6	55	61	2.8	...	2	
30...	115	74	72	71	1	2	2	6	8500	5.2	35	68	3.1	...	6	
31...	96	47	46	45	1	1	1	18	8000	4.8	66	66	3.0	...	2	
32...	171	99	76	76	...	22	22	13	8500	6.0	48	67	4.0	1	...	
33...	150	71	52	52	...	19	19	5	7500	5.4	10	69	3.3	
34...	36	16	16	13	3	38	8000	4.8	50	63	3.5	...	5	
35...	209	93	75	73	2	18	17	1	...	26	10500	5.7	27	207	3.4	...	9	
36...	**183	60	54	54	...	5	5	7	15000	5.4	21	59	4.1	
37...	52	31	31	31	13	15000	5.7	
38...	42	13	13	13	13	19500	5.5	19	90	3.7	...	2	
39...	79	35	35	33	2	15	15500	5.1	20	91	4.3	...	1	
40...	82	40	40	40	12	18500	6.1	6	86	3.2	...	1	
41...	48	20	20	20	8	17500	6.1	9	101	5.0	
42...	47	19	19	19	18	14500	5.7	7	93	5.3	
43...	70	25	24	24	...	1	1	14	15500	5.4	2	
44...	35	17	17	17	12	12000	4.9	34	114	2.7	
45...	83	53	53	53	19	9500	4.9	22	118	3.5	
46...	84	43	43	43	25	10500	4.8	25	104	3.8	...	1	
47...	**109	53	53	53	11	11000	5.5	15	67	3.7	...	2	
48...	70	30	26	26	...	4	4	21	11000	4.5	24	104	3.3	
49...	89	52	51	51	1	1	1	20	12500	5.3	62	62	2.9	1	5	
50...	177	89	88	88	...	5	5	10	16000	5.7	30	59	3.8	
51...	82	44	39	39	11	13000	6.3	3	1	
52...	44	15	15	15	20	13500	5.9	7	93	5.6	...	1	
53...	84	29	29	29	6	17000	4.8	22	60	2.8	...	3	
54...	58	34	34	34	4	5	129	5.0	
55...	18	10	10	10	10	19000	6.2	8	59	4.5	
56...	51	20	20	20	8	17500	5.8	10	75	2.6	
57...	36	19	19	19	11	15000	5.7	1	
58...	**33	12	12	12	19	15000	5.7	
59...	49	19	19	19	11	15500	6.0	28	62	2.7	
60...	77	44	44	44	...	1	1	12	14000	5.2	21	65	3.2	...	2	
61...	80	40	39	39	17	15000	4.8	55	68	3.0	1	6	
62...	*159	83	83	83	...	7	6	1	...	14	15500	5.2	38	69	2.5	1	8	
63...	105	63	55	55	...	5	5	12	11000	4.9	41	63	3.3	...	1	
64...	*135	58	53	53	28	59	3.1	...	1	
65...	59	32	32	32	...	4	4	9	12500	4.8	34	85	3.5	
66...	13	5	3	9	65	3.0	...	1	
67...	87	49	49	49	8	13000	6.0	4	1	
68...	27	13	10	10	...	3	3	4	3	
69...	31	12	10	10	...	2	2	4	3	
70...	20	10	9	9	...	1	1	4	17	72	4.2	
71...	49	23	23	23	12	98	4.1	...	1	
72...	37	12	12	12	
55.....	*8316	3309	3064	3040	24	234	214	19	1	11	1888	13500	5.3	1148	80	3.6	13	136
1...	33	15	15	14	1	10	13500	5.2	5	90	3.4	
2...	37	11	11	11	7	15500	5.1	3	2	
3...	39	10	10	10	10	16500	5.8	1	5	
4...	292	75	74	74	...	1	1	74	17000	5.7	1	8	1	
5...	21	8	8	8	5	...	4.4	3	1	
6...	71	22	22	22	19	13000	5.8	2	1	
7...	*35	4	
8...	131	42	42	42	28	12500	5.9	14	78	4.7	...	2	
9...	30	12	12	12	6	...	4.3	6	78	4.3	
10...	43	17	17	16	1	8	11500	4.5	7	79	4.4	...	2	
11...	3	2	
12...	14	7	6	6	...	1	1	4	3	1	
13...	56	28	26	26	...	2	2	15	12500	5.1	9	75	3.4	...	1	
14...	72	25	25	23	2	14	10500	4.9	10	73	3.4	
15...	72	23	23	23	20	12000	6.0	3	
16...	59	20	20	20	17	12500	6.1	3	1	
17...	65	19	19	19	16	13000	6.1	2	
18...	19	8	8	8	7	13000	6.0	
19...	25	8	8	8	7	16000	5.6	1	
20...	55	20	20	20	20	14500	5.5	
21...	55	16	16	16	15	15000	6.2	2	
22...	48	17	17	17	14	15000	5.6	3	1	
23...	52	16	16	16	16	10500	5.3	1	
24...	55	19	19	19	19	15000	5.4	2	...	
25...	65	16	15	15	...	1	1	14	17000	6.1	2	2	
26...	27	13	13	13	6	...	5.0	6	74	3.0	
27...	104	44	40	40	...	4	3	1	...	22	9000	4.5	17	80	4.3	...	2	
29...	1	
30...	76	27	24	24	...	3	3	20	12500	5.1	6	66	3.0	

Table 2.—CHARACTERISTICS OF HOUSING UNITS, BY BLOCKS: 1960—Con.

["Total population" contains no persons in group quarters unless preceded by asterisk: one asterisk (*) denotes less than 10 percent; two asterisks (**), 10 percent or more]

Blocks within census tracts	Total population	All housing units by condition and plumbing									Occupied housing units							
		Total	Sound			Deteriorating			Dilapidated	Owner occupied			Renter occupied			Occupied by non-white	1.01 or more persons per room	
			Total	With all plumbing facilities	Lacking some or all facilities	Total	With all plumbing facilities	Lacking some or all facilities		Total	Average value (dollars)	Average number of rooms	Total	Average contract rent (dollars)	Average number of rooms			
								With flush toilet										No flush toilet
31...	47	20	20	20	9	...	5.7	9	66	3.7	...	1	
32...	67	23	23	23	20	15000	6.0	2	
33...	44	17	17	17	14	14000	5.2	1	
34...	41	22	20	20	...	2	2	12	12500	5.4	9	65	3.3	
36...	17	7	7	7	4	3	
37...	31	12	12	12	8	...	4.5	4	
38...	42	15	15	15	4	11	74	3.8	...	3	
39...	49	13	13	13	8	12500	5.4	5	80	4.6	...	2	
40...	48	19	18	18	...	1	1	11	11500	5.3	8	83	3.9	...	1	
41...	62	24	23	23	...	1	...	1	...	18	11000	5.0	6	74	3.5	...	1	
42...	18	6	5	5	...	1	1	2	4	
43...	8	3	
44...	46	18	18	18	14	11000	5.6	4	2	...	
45...	58	21	20	20	...	1	1	10	11500	4.8	10	79	4.3	...	3	
46...	156	62	62	62	36	10500	5.1	24	70	3.8	...	1	
47...	121	48	48	48	32	14500	5.3	11	79	3.8	...	1	
48...	**173	57	57	57	21	13500	5.2	33	95	3.1	...	1	
49...	126	51	51	51	33	13000	5.0	17	81	4.3	
50...	49	19	19	19	17	13000	5.6	2	
51...	58	23	23	23	22	14000	5.8	1	
52...	49	19	19	19	17	12500	5.9	1	
53...	39	16	16	16	13	15000	5.8	1	
54...	54	20	20	20	16	12000	4.8	4	1	
55...	64	24	23	23	...	1	1	16	10000	4.8	7	80	4.6	
56...	19	6	6	6	2	4	
57...	13	5	4	4	...	1	1	2	3	
58...	69	28	26	26	...	2	2	17	11000	4.9	10	92	3.8	...	2	
59...	50	22	20	20	...	2	2	12	13500	4.9	6	70	3.5	...	2	
60...	74	33	32	32	...	1	1	14	13000	5.5	17	115	3.2	...	1	
61...	68	21	21	21	18	12500	5.5	1	2	
62...	93	53	53	53	8	13500	5.4	36	119	2.8	...	2	
63...	67	46	46	46	8	12000	5.0	29	83	2.8	
64...	64	28	18	18	...	10	4	6	...	14	11500	5.0	10	65	3.4	...	2	
65...	67	29	29	29	14	12500	4.3	14	76	3.4	...	1	
66...	18	9	9	9	6	...	4.5	3	
67...	16	6	4	4	...	2	2	6	59	4.0	
68...	16	8	8	8	5	...	4.6	3	
69...	39	37	33	27	6	4	4	5	...	4.6	19	65	2.2	...	1	
71...	26	15	14	14	...	1	...	1	...	7	12000	4.9	6	73	3.0	
72...	43	18	14	14	...	4	4	11	10000	5.1	6	58	5.0	...	1	
73...	36	16	11	11	...	5	5	12	8500	4.3	4	1	
74...	17	7	7	7	7	13500	5.7	
75...	56	31	31	29	2	10	14500	4.8	17	66	2.9	...	2	
76...	19	8	8	8	5	...	4.4	3	
77...	88	40	39	39	...	1	1	16	14500	5.1	21	72	3.4	...	2	
78...	69	26	22	22	...	4	4	14	13000	5.4	10	85	4.8	...	1	
79...	100	59	55	55	...	4	4	13	9000	4.2	32	94	3.2	...	3	
80...	**172	38	36	36	...	1	1	3	15	79	2.2	...	3	
81...	207	119	105	105	...	11	11	...	3	43	14000	4.7	57	77	3.1	...	2	
82...	48	20	19	19	...	1	1	8	...	4.9	12	86	3.8	
83...	72	26	23	23	...	3	3	15	13000	5.6	10	83	4.3	...	1	
84...	44	19	16	16	...	3	3	12	16500	5.6	6	97	4.0	...	1	
86...	151	59	56	54	2	3	3	41	14500	5.3	11	72	4.5	...	4	
87...	82	38	36	36	...	2	2	19	8500	4.4	14	77	3.8	...	2	
88...	67	26	26	26	18	15500	5.2	8	91	4.5	
89...	25	11	10	10	...	1	1	9	12500	5.2	1	
90...	23	8	8	8	7	16000	
91...	50	18	16	16	...	2	2	17	13500	5.8	1	
92...	72	38	15	15	...	23	21	2	...	16	14500	5.0	16	67	3.1	...	1	
93...	80	33	20	20	...	11	11	...	2	19	10000	5.1	10	70	3.5	...	3	
94...	51	20	19	19	...	1	1	14	14000	5.8	5	...	4.4	...	1	
95...	1	
96...	59	21	18	18	...	3	3	19	14000	5.6	2	
97...	56	32	32	32	15	14000	5.9	13	57	2.2	...	1	
98...	53	23	23	23	22	13500	5.6	1	
99...	84	37	21	21	...	16	16	16	10500	4.9	14	75	4.0	...	1	
100...	108	32	13	13	...	19	19	14	9500	4.7	17	78	4.5	...	5	
101...	82	33	30	30	...	3	1	2	...	18	13000	5.0	12	79	3.8	...	2	
103...	41	18	16	15	1	2	2	11	13000	5.4	6	65	3.0	
104...	36	12	12	12	10	14000	5.6	2	
105...	76	26	25	25	...	1	1	20	14000	5.5	4	
107...	67	20	20	20	19	14000	5.7	1	
108...	59	30	29	29	...	1	1	5	13500	6.8	24	56	3.5	...	2	
109...	42	21	20	20	...	6	6	...	1	6	17000	6.2	15	63	3.7	
110...	110	46	46	45	1	14	16500	5.9	27	71	3.3	...	3	
111...	73	29	29	29	10	17500	5.9	17	74	2.9	...	4	
112...	38	19	19	19	7	17000	5.3	12	80	3.9	
113...	**19	6	5	5	...	1	1	5	13500	6.6	1	
114...	67	23	23	23	22	14000	5.5	1	2	
115...	72	25	25	25	17	13000	5.8	6	105	4.7	...	1	
116...	53	21	21	21	11	...	4.9	10	93	4.3	...	2	
117...	50	15	15	15	...	4	4	...	1	7	11500	5.3	11	94	4.6	...	1	
118...	77	30	20	20	...	10	10	13	12500	5.5	15	65	2.9	...	4	
119...	43	17	16	16	...	1	1	9	10000	5.7	7	79	4.6	
120...	54	16	15	15	...	1	1	7	...	4.1	7	89	4.4	...	4	
121...	101	41	41	41	20	...	4.5	19	87	3.5	...	1	
122...	115	43	43	43	25	13000	5.0	17	88	4.1	...	1	

Table 2.—CHARACTERISTICS OF HOUSING UNITS, BY BLOCKS: 1960—Con.

["Total population" contains no persons in group quarters unless preceded by asterisk; one asterisk (*) denotes less than 10 percent; two asterisks (**), 10 percent or more]

Blocks within census tracts	Total population	All housing units by condition and plumbing									Occupied housing units							
		Total	Sound			Deteriorating			Dilapidated	Owner occupied			Renter occupied			Occupied by non-white	1.01 or more persons per room	
			Total	With all plumbing facilities	Lacking some or all facilities	Total	With all plumbing facilities	Lacking some or all facilities		Total	Average value (dollars)	Average number of rooms	Total	Average contract rent (dollars)	Average number of rooms			
								With flush toilet										No flush toilet
57.....	*6154	2286	2216	2206	10	47	42	5	23	1717	12500	5.0	435	101	3.6	4	114	
1....	19	10	10	10	9	20000	4.8	
2....	31	10	10	10	6	21000	5.5	
3....	24	9	9	9	6	12000	4.5	3	
4....	18	10	10	9	1	8	19000	5.6	2	1	
5....	28	12	11	11	...	1	1	8	14000	4.5	3	
7....	5	3	
8....	25	11	8	8	...	3	2	1	...	4	5	74	3.6	...	2	
9....	55	21	19	19	...	1	1	17	11500	4.5	2	
10....	74	21	20	20	...	1	1	20	12500	4.9	3	
11....	64	27	25	23	2	1	...	1	...	23	12000	4.7	1	2	
12....	43	18	18	18	18	11500	4.8	1	
13....	74	26	26	26	23	11500	4.7	1	
14....	69	23	22	22	1	21	12000	4.7	2	1	
15....	78	26	26	26	22	10500	4.6	2	2	
17....	29	14	14	14	11	12000	4.6	1	
18....	39	15	15	15	13	15500	4.5	2	
19....	35	9	9	9	8	18000	5.8	1	1	
20....	36	12	12	12	12	15500	4.9	1	
21....	17	4	
22....	35	12	12	12	12	12500	5.5	
23....	40	13	13	13	13	13500	5.8	
24....	60	17	17	17	17	14000	5.2	1	
25....	62	20	19	19	...	1	1	17	11500	4.9	3	2	
26....	44	18	18	18	17	11500	4.9	
27....	50	20	20	20	19	12000	4.8	1	2	
28....	75	26	26	26	24	11500	4.7	2	1	
29....	77	25	25	25	19	12000	4.5	6	95	4.2	...	2	
30....	69	31	29	29	...	2	2	30	12500	4.8	1	
31....	55	24	21	21	...	2	2	...	1	21	11000	5.0	2	1	
32....	32	14	14	14	11	11000	5.4	2	
33....	36	13	13	12	1	11	10000	4.8	2	
34....	23	14	12	12	...	2	2	9	9500	5.1	3	
35....	*195	69	69	69	48	14000	5.3	16	82	3.4	...	4	
36....	50	14	14	14	10	15000	5.2	3	1	
37....	407	140	139	139	...	1	1	98	17000	5.6	35	254	3.1	1	7	
38....	49	21	20	20	...	1	1	12	12500	5.3	5	90	4.2	
39....	57	18	16	16	...	2	2	14	11500	5.1	4	2	
40....	69	24	24	24	22	12000	5.1	2	1	
41....	73	26	26	26	21	11000	4.8	4	
42....	59	20	18	18	...	2	2	10	14500	4.6	10	98	3.9	
43....	69	29	29	29	17	18000	5.2	12	152	3.0	1	1	
44....	120	59	58	58	...	1	1	30	9000	4.6	19	80	3.5	...	5	
45....	36	18	18	18	9	7500	4.1	7	75	3.0	...	2	
46....	31	13	13	12	1	8	6500	4.1	4	1	
47....	29	13	13	13	11	8500	4.3	1	2	
48....	44	17	17	17	8	8500	4.9	8	63	3.3	...	1	
49....	245	115	115	113	2	63	10000	4.6	30	86	3.6	...	7	
50....	*92	26	26	26	17	10000	5.1	9	95	4.9	...	1	
51....	58	20	20	20	20	11000	4.9	
52....	62	22	22	22	21	11500	4.8	
53....	70	22	21	21	...	1	1	22	13000	5.0	
54....	87	26	26	26	20	13500	5.2	5	84	4.2	...	3	
55....	80	24	23	23	1	21	12000	5.0	2	2	
56....	6	4	
57....	68	27	25	25	...	1	1	...	1	15	14500	5.1	9	81	4.3	...	1	
58....	56	22	19	19	...	3	3	16	12000	4.1	6	81	5.5	...	1	
59....	72	33	28	28	...	3	3	...	2	15	11500	4.5	15	87	3.7	...	1	
60....	45	25	21	21	...	4	...	3	...	15	11500	4.7	8	73	3.3	
61....	71	29	24	24	...	1	1	...	4	19	13000	4.7	7	75	3.6	...	1	
62....	62	18	13	13	...	2	2	...	3	11	14000	5.4	6	74	4.7	...	3	
63....	40	16	13	13	...	1	1	13	11500	4.7	1	
64....	57	24	23	23	...	1	1	17	10500	4.8	6	67	4.0	...	1	
65....	56	21	21	21	21	11000	5.0	
66....	44	16	16	16	14	12500	5.1	2	
67....	50	17	16	16	...	1	1	15	12500	4.9	2	1	
68....	53	19	19	19	18	9500	4.5	1	
69....	61	20	20	20	18	12500	5.3	1	1	
70....	37	12	12	12	11	14000	5.7	1	1	
71....	*49	15	15	15	14	14000	5.4	1	
72....	37	14	14	14	14	15000	5.4	
73....	40	15	15	15	13	14000	5.5	1	
74....	54	18	18	18	18	11500	5.5	1	
75....	56	14	14	14	14	13000	5.6	
76....	25	8	8	8	8	16000	5.1	
77....	34	11	11	11	11	14000	5.3	1	
78....	*307	94	94	93	1	88	14000	5.4	2	8	
82....	58	15	15	15	14	13500	5.4	1	
83....	40	12	12	12	11	12000	5.5	1	
84....	47	16	16	16	14	14500	5.6	1	
85....	18	8	8	8	8	13500	4.9	
86....	36	8	8	8	7	21000	6.0	1	
87....	31	10	10	10	10	16500	5.9	
88....	35	12	12	12	12	15000	5.8	
89....	50	16	16	16	15	14000	5.5	1	
90....	40	18	18	18	16	11000	4.6	
91....	50	26	24	23	1	2	2	13	11000	4.5	10	84	3.3	

City Block Characteristics

Table 2.—CHARACTERISTICS OF HOUSING UNITS, BY BLOCKS: 1960—Con.

["Total population" contains no persons in group quarters unless preceded by asterisk; one asterisk (*) denotes less than 10 percent; two asterisks (**), 10 percent or more]

Blocks within census tracts	Total population	All housing units by condition and plumbing									Occupied housing units								
		Sound					Deteriorating				Dilapidated	Owner occupied			Renter occupied			Occupied by non-white	1.01 or more persons per room
		Total	Total	With all plumbing facilities	Lacking some or all facilities	Total	With all plumbing facilities	Lacking some or all facilities		Total		Average value (dollars)	Average number of rooms	Total	Average contract rent (dollars)	Average number of rooms			
								With flush toilet	No flush toilet										
92...	54	26	24	24	...	1	1	1	14	11000	4.5	10	134	2.3	...	3	
93...	21	13	12	12	1	11	9000	4.7	1	
94...	31	9	8	8	1	9	10000	5.4	
95...	49	21	20	19	1	1	1	15	10500	5.2	4	1	
96...	20	10	10	10	8	12000	4.8	
97...	34	15	15	15	13	12000	4.8	1	1	
98...	31	14	14	14	11	9500	4.4	3	2	
99...	34	12	8	8	...	3	3	1	4	...	8	80	3.5	2	
100...	62	20	20	20	11	13500	5.0	9	73	3.7	...	1	
101...	61	29	29	29	13	14000	4.5	13	87	4.2	
102...	73	25	25	25	13	14500	4.8	12	65	3.2	...	6	
103...	17	9	9	9	2	6	88	3.2	
104...	56	26	26	26	10	12500	4.7	10	72	3.3	...	3	
105...	70	24	24	24	22	13500	5.3	2	
106...	93	40	40	40	25	11500	4.8	14	99	2.6	...	1	
107...	**109	29	29	29	16	11500	4.7	12	85	2.9	...	5	
108...	38	18	18	18	10	10500	4.6	5	70	4.2	
109...	22	10	10	10	7	7000	5.4	2	
110...	30	13	13	13	6	6500	4.5	6	69	3.7	
111...	34	14	14	14	8	8500	4.5	6	57	3.3	...	1	
112...	10	5	5	5	5	9000	4.8	
113...	17	7	7	7	7	8000	4.6	2	
58-A...	**851	1745	1691	1686	5	46	37	7	2	8	1384	13000	5.4	274	82	3.6	...	53	
1...	26	11	9	9	...	2	2	9	15500	5.3	1	1	
2...	54	21	21	21	20	13000	5.3	1	
3...	139	55	53	53	...	2	2	41	13500	5.4	10	83	3.1	...	1	
4...	150	66	64	64	...	2	2	43	14000	5.4	20	78	2.9	
5...	112	42	40	40	...	2	2	29	12000	5.3	11	80	3.1	...	5	
6...	98	40	34	34	...	4	4	2	32	13500	5.3	4	1	
7...	127	50	50	50	29	15500	5.3	15	96	3.9	...	1	
8...	204	66	66	65	1	60	14000	5.7	3	3	
9...	213	62	62	62	51	15500	6.1	10	103	3.8	...	3	
10...	89	24	24	24	23	15000	6.2	1	
11...	76	26	26	26	17	15000	5.6	9	84	4.2	...	1	
12...	6	3	
13...	18	6	5	5	...	1	1	2	4	1	
14...	25	12	10	10	...	1	...	1	...	1	7	10500	5.0	4	
15...	13	4	
16...	28	12	12	12	9	10500	4.8	2	
17...	41	14	14	14	12	11500	5.3	2	
18...	46	12	12	12	12	14000	5.8	1	
19...	67	22	22	22	19	12000	5.2	2	
20...	47	16	15	15	...	1	1	14	12500	5.1	1	1	
21...	64	24	20	19	1	3	1	...	2	1	16	9000	4.6	7	61	3.7	...	1	
22...	49	20	19	19	...	1	1	15	10500	5.1	3	1	
23...	61	23	22	22	...	1	1	20	10000	4.9	2	2	
25...	53	29	28	28	...	1	...	1	9	9000	4.6	15	88	3.3	
26...	44	21	17	17	...	4	1	8	15000	5.5	11	123	3.7	
27...	62	19	16	16	...	3	3	15	12000	5.1	3	2	
28...	41	16	16	16	11	12500	4.9	4	1	
29...	37	15	14	14	1	14	10500	4.9	1	
30...	68	30	30	30	16	13000	4.6	10	84	3.3	
31...	54	21	21	20	1	16	11500	4.9	4	1	
32...	54	20	20	20	16	10500	4.9	3	1	
33...	52	20	19	19	20	11000	4.7	
34...	95	26	26	26	...	1	1	20	14500	6.2	5	110	5.8	
35...	209	54	54	54	52	14500	6.3	2	1	
37...	75	23	20	20	...	3	3	21	14500	5.4	2	1	
38...	55	22	21	21	...	1	1	16	14500	5.8	4	1	
39...	59	22	21	21	...	1	1	20	13500	5.4	1	1	
40...	47	19	19	17	2	17	14500	5.8	2	1	
41...	63	21	21	21	19	12500	5.7	2	1	
42...	39	14	13	13	...	1	1	14	13000	5.0	
43...	46	14	14	14	14	12500	4.9	1	
44...	55	14	14	14	14	13000	5.6	1	
45...	30	10	9	9	...	1	1	8	9000	5.5	1	
46...	31	10	9	9	...	1	1	7	11500	4.9	3	1	
47...	33	10	10	10	10	13500	5.1	
48...	27	11	11	11	10	11000	4.9	
49...	54	22	21	21	...	1	1	20	11500	5.3	2	
50...	68	32	32	32	17	12000	4.5	11	78	3.0	...	1	
51...	57	31	31	31	14	12000	5.4	10	71	3.0	...	2	
52...	49	20	20	20	20	11500	5.3	
53...	30	10	10	10	10	11000	5.1	
54...	25	10	10	10	10	12000	5.1	
55...	**70	10	10	10	9	10500	4.8	1	
56...	30	9	8	8	...	1	1	9	11500	5.8	
57...	50	14	14	14	14	14500	5.6	
58...	43	12	12	12	12	14500	5.4	
59...	46	15	15	15	13	14500	5.9	2	1	
60...	62	20	20	20	19	13500	5.6	
61...	64	25	25	25	20	13500	5.6	3	1	
62...	58	19	19	19	15	16000	5.9	1	
63...	28	12	11	11	...	1	1	12	14000	5.3	
64...	61	25	25	25	20	12500	5.3	5	62	2.4	...	1	

Table 2.—CHARACTERISTICS OF HOUSING UNITS, BY BLOCKS: 1960—Con.

["Total population" contains no persons in group quarters unless preceded by asterisk: one asterisk (*) denotes less than 10 percent; two asterisks (**), 10 percent or more]

Blocks within census tracts	Total population	All housing units by condition and plumbing									Occupied housing units								
		Sound					Deteriorating				Dilapidated	Owner occupied			Renter occupied			Occupied by non-white	1.01 or more persons per room
		Total	With all plumbing facilities	Lacking some or all facilities	Total	With all plumbing facilities	Lacking some or all facilities		Total	Average value (dollars)		Average number of rooms	Total	Average contract rent (dollars)	Average number of rooms				
							With flush toilet	No flush toilet											
65...	40	16	16	16	15	13500	5.5	1	1	
66...	33	8	8	8	8	14500	5.6	1	
67...	66	17	17	17	17	14500	5.6	2	
68...	27	11	9	9	...	2	...	2	10	9000	5.6	1	
69...	34	12	12	12	11	9500	5.3	
70...	29	11	11	11	11	12000	5.0	
71...	24	10	10	10	10	11500	4.8	
72...	44	19	17	17	...	2	2	...	2	...	17	12000	5.0	1	
73...	62	25	25	25	17	12000	5.4	5	98	3.8	...	2	
74...	46	18	18	18	15	12000	4.7	3	
75...	63	23	23	23	21	12500	5.4	2	
76...	27	11	11	11	11	11000	5.0	
77...	18	6	6	6	5	13000	4.6	1	
78...	36	14	14	14	12	12000	5.3	1	
79...	27	10	9	9	...	1	1	...	1	...	7	10500	5.7	3	
80...	37	13	13	13	12	15000	5.4	1	
81...	42	12	12	12	11	12500	5.8	1	
82...	27	13	13	13	13	12500	5.2	
83...	42	18	18	18	11	17000	5.4	4	
84...	25	10	10	10	9	13500	5.6	1	
85...	41	20	20	20	7	15000	6.4	11	52	3.3	
86...	14	5	5	5	4	
87...	19	7	7	7	6	12000	5.0	1	
88...	43	14	14	14	9	14000	5.7	4	1	
89...	11	5	5	5	5	11500	6.4	
91...	16	5	5	5	2	...	3	1	
92...	14	5	5	5	5	12500	5.0	
93...	32	13	13	13	12	12500	5.0	1	
94...	35	16	16	16	6	18000	5.0	9	66	4.0	
58-B...	*5895	1990	1928	1924	4	56	37	17	2	6	1689	12500	5.4	243	87	3.8	4	63	
1...	39	21	21	21	11	13500	4.9	7	85	3.0	
2...	46	16	14	14	...	2	2	14	13000	5.2	2	1	
3...	184	66	66	66	54	12000	5.4	9	89	4.1	
4...	59	18	17	17	...	1	1	18	13000	5.4	
5...	58	18	18	18	17	12000	5.5	1	
6...	60	20	20	20	12	15500	5.3	8	86	2.8	...	2	
7...	65	29	29	29	17	13000	5.0	11	44	2.3	...	3	
8...	56	23	21	21	...	2	2	15	14000	5.4	7	80	2.4	
9...	63	31	29	29	...	2	2	18	13500	5.3	10	87	3.1	...	1	
10...	56	21	19	17	2	2	14	12000	4.1	6	77	3.2	...	1	
11...	53	22	22	22	17	11000	5.2	4	
12...	52	20	20	20	18	11000	5.3	2	
13...	62	22	22	22	18	12000	5.6	3	
14...	261	83	83	82	1	80	12500	5.4	1	3	
16...	62	21	21	21	17	14000	5.5	3	
17...	37	13	13	13	10	13500	5.1	3	1	
18...	50	18	18	18	15	13000	5.1	3	
19...	52	16	16	16	13	14000	5.5	3	
20...	37	15	15	15	13	14000	5.1	2	
21...	86	30	24	24	...	6	6	13	14000	4.8	17	131	3.4	...	4	
22...	78	28	28	28	20	14000	5.9	6	75	4.2	...	1	
23...	93	33	33	33	29	12000	5.3	2	
24...	24	7	7	7	7	12000	6.0	
25...	49	14	14	14	11	11000	5.2	3	
26...	47	14	14	14	13	13500	6.5	
27...	40	16	16	16	14	13000	5.0	2	
28...	81	23	23	23	22	11500	5.5	1	1	
29...	56	20	20	20	19	11500	5.5	1	
30...	67	19	19	19	16	12500	5.2	3	1	
31...	59	21	21	21	18	12000	4.9	1	
32...	65	24	24	24	21	11500	5.1	2	
33...	66	22	22	22	20	13500	5.5	2	
34...	76	22	21	21	...	1	1	16	12000	5.6	6	...	4.8	...	1	
35...	80	22	22	21	1	20	13500	5.7	2	
36...	52	19	19	19	18	12500	5.0	1	1	
37...	66	23	22	22	...	1	1	22	12000	5.2	1	
38...	87	28	28	28	26	12000	5.1	1	1	
39...	65	19	16	16	...	3	3	15	11500	5.4	2	2	
40...	57	16	13	13	...	3	2	...	1	...	13	11500	5.2	3	1	
41...	62	21	19	19	...	1	1	1	13	12500	4.7	7	82	5.6	...	1	
42...	61	24	23	23	...	1	1	14	9000	4.6	10	62	3.1	...	1	
43...	33	10	10	10	10	14000	5.8	
44...	27	9	9	9	8	13500	5.9	1	
45...	63	20	20	20	19	12000	5.2	1	1	
46...	44	20	20	20	19	11500	5.3	1	1	
47...	75	24	24	24	23	12000	5.4	1	
48...	87	20	20	20	20	12500	5.4	2	
49...	70	22	20	20	...	2	2	20	12500	5.6	2	1	
50...	76	22	22	22	20	13500	5.8	2	
51...	70	24	24	24	22	13000	5.5	2	
52...	76	23	22	22	...	1	1	22	13500	5.6	1	2	
53...	59	24	24	24	24	12000	5.2	
54...	81	22	21	21	...	1	1	20	14500	6.0	1	1	2	
55...	59	18	18	18	15	12500	5.6	2	2	
56...	197	65	62	62	...	3	3	61	13000	5.6	3	1	
57...	85	25	25	25	24	12000	5.6	1	1	

Table 2.—CHARACTERISTICS OF HOUSING UNITS, BY BLOCKS: 1960—Con.

["Total population" contains no persons in group quarters unless preceded by asterisk; one asterisk (*) denotes less than 10 percent; two asterisks (**), 10 percent or more]

Blocks within census tracts	Total population	All housing units by condition and plumbing									Occupied housing units							
		Total	Sound			Deteriorating			Dilapidated	Owner occupied			Renter occupied			Occupied by non-white	1.01 or more persons per room	
			Total	With all plumbing facilities	Lacking some or all facilities	Total	With all plumbing facilities	Lacking some or all facilities		Total	Average value (dollars)	Average number of rooms	Total	Average contract rent (dollars)	Average number of rooms			
58...	136	43	43	43	42	11500	5.5	1	
59...	124	30	30	30	29	12000	5.8	1	3	
60...	45	15	15	15	14	11500	6.0	
61...	70	28	28	28	21	12500	4.8	5	90	4.6	...	1	
62...	76	22	22	22	20	13500	5.4	1	1	
63...	*35	13	13	13	11	14000	4.5	2	2	
64...	16	6	5	5	...	1	...	1	...	5	14000	5.0	1	
65...	43	28	11	11	...	17	1	15	1	8	12500	5.4	11	45	1.3	
66...	47	17	16	16	...	1	1	17	11500	5.1	1	
67...	54	18	18	18	14	13000	5.4	3	
68...	49	15	15	15	12	13000	5.3	3	
69...	23	23	23	23	22	12000	5.5	1	
70...	56	18	18	18	16	13500	5.7	2	
71...	57	18	18	18	18	12000	5.4	1	
72...	41	11	11	11	11	13000	6.1	1	
73...	29	12	12	12	8	13500	6.0	2	
74...	57	18	18	18	17	13000	5.9	1	
75...	56	18	18	18	17	12000	5.9	1	
76...	43	15	15	15	14	13000	5.4	
77...	60	18	17	17	...	1	1	18	12000	5.0	1	
78...	42	16	16	16	16	13000	5.2	
79...	53	22	22	22	19	13000	5.2	3	1	
80...	35	11	10	10	...	1	1	10	13500	5.3	1	1	
81...	53	19	19	19	16	14000	5.8	3	
82...	41	16	14	14	...	2	2	13	12000	5.1	3	1	
83...	50	18	18	18	14	12000	5.1	3	1	
84...	39	16	16	16	15	12500	5.3	1	...	
85...	80	27	27	27	21	13500	5.9	5	71	2.4	...	1	
86...	35	12	12	12	9	13000	5.7	3	2	
87...	45	15	11	11	...	1	1	...	3	11	11500	4.6	4	2	
88...	*370	126	125	125	...	1	1	113	13000	5.1	8	96	4.1	1	5	
63-A...	*4220	1901	1832	1679	153	61	42	17	2	8	884	13000	4.4	788	84	3.5	...	120
1...	69	29	25	24	1	3	2	1	...	1	5	9000	5.2	21	67	2.5	...	9
2...	82	57	41	41	...	16	1	15	...	15	10000	4.6	18	54	2.6	...	5	
3...	59	59	55	55	4	6	6	9	...	4.3	25	70	2.7	...	6	
4...	1087	508	499	354	145	7	4	1	2	2	402	15500	3.5	91	75	3.4	...	22
5...	28	16	16	16	5	...	3.2	11	78	3.9	...	1	
6...	37	14	14	14	8	15000	5.5	5	66	3.2	
8...	8	3	
9...	4	17	17	17	2	
10...	2	1	
11...	1	1	
12...	*97	39	39	39	6	...	4.3	29	105	3.6	
15...	110	51	51	51	35	136	3.6	...	7	
16...	48	17	17	17	6	10000	5.7	9	87	4.0	...	1	
17...	40	16	12	12	...	4	4	10	11000	5.3	4	2	
18...	117	44	44	44	33	105	3.7	...	8	
19...	139	48	48	48	33	92	3.8	...	12	
20...	70	44	44	44	27	96	3.3	...	5	
21...	76	39	38	38	...	1	1	14	12500	4.4	21	87	3.4	...	1	
22...	89	44	44	44	3	33	87	3.5	...	5	
23...	139	48	47	46	1	1	1	39	85	3.7	...	10	
24...	124	48	48	48	41	83	3.5	...	6	
25...	36	12	12	12	7	14500	5.6	5	80	3.8	...	1	
26...	49	18	18	18	8	...	5.1	9	84	4.8	
27...	32	14	14	14	10	12000	4.9	4	
28...	6	4	
29...	56	23	23	23	20	11500	5.3	1	
30...	67	24	24	24	16	11000	5.5	7	87	4.9	...	1	
31...	19	12	10	10	...	2	2	5	...	4.0	6	79	3.3	...	1	
32...	26	12	12	12	3	9	83	3.3	...	1	
33...	29	15	15	15	6	13000	3.7	7	73	3.0	
34...	25	12	10	10	...	2	2	3	8	81	3.5	...	1	
35...	63	20	20	20	12	15500	5.9	8	76	4.9	
36...	61	24	24	24	21	11000	4.9	2	1	
37...	55	26	26	26	...	2	2	13	11000	4.8	12	60	3.3	
38...	49	21	21	21	20	12500	5.3	1	
39...	79	28	28	26	2	17	13500	5.4	11	78	3.7	
40...	63	24	24	24	18	13000	5.4	4	1	
41...	57	20	20	20	17	14500	5.9	2	
42...	58	22	21	21	...	1	1	17	14000	5.5	5	94	5.2	...	1	
43...	55	22	22	22	16	13500	5.6	5	74	4.2	
44...	48	20	20	20	16	13000	5.3	3	
45...	69	25	25	25	21	15500	5.5	3	1	
46...	125	77	77	77	13	15000	5.4	60	82	2.0	...	1	
47...	42	16	16	16	12	11500	5.0	3	
48...	52	25	25	25	18	11000	5.2	6	87	3.5	
49...	60	32	32	32	13	13500	4.7	18	81	3.5	
50...	105	40	25	25	...	15	15	21	10000	4.2	17	72	3.7	...	4	
51...	88	42	42	42	12	12000	4.9	25	76	3.3	...	2	
52...	79	32	32	32	11	9500	4.6	19	86	3.8	...	1	
53...	126	51	51	51	15	...	5.1	32	81	4.9	...	2	
54...	92	32	31	31	...	1	1	13	10500	5.2	19	84	4.5	...	1	

Table 2.—CHARACTERISTICS OF HOUSING UNITS, BY BLOCKS: 1960—Con.

["Total population" contains no persons in group quarters unless preceded by asterisk: one asterisk (*) denotes less than 10 percent; two asterisks (**), 10 percent or more]

Blocks within census tracts	Total population	All housing units by condition and plumbing								Occupied housing units								
		Total	Sound			Deteriorating			Dilapidated	Owner occupied			Renter occupied			Occupied by non-white	1.01 or more persons per room	
			Total	With all plumbing facilities	Lacking some or all facilities	Total	With all plumbing facilities	Lacking some or all facilities		Total	Average value (dollars)	Average number of rooms	Total	Average contract rent (dollars)	Average number of rooms			
63-B....	3855	1459	1378	1370	8	75	69	6	...	6	1056	14000	5.7	332	76	3.9	1	29
1....	44	20	17	17	...	3	2	1	16	14000	5.6	3
2....	31	11	8	7	1	3	3	5	...	5.2	6	83	5.5
3....	115	57	57	57	19	8000	4.7	31	63	3.2	...	2
4....	49	19	19	19	15	13000	5.9	4
5....	80	36	36	36	12	17000	4.5	20	93	4.3
6....	41	21	20	18	2	1	1	13	12500	4.0	4	2
7....	1323	424	407	407	...	12	12	5	388	15500	6.1	30	87	4.7	...	4
8....	206	74	65	65	...	9	9	39	15500	5.6	30	83	4.3	...	3
9....	184	80	53	53	...	27	24	3	52	13500	5.6	23	59	3.6	...	1
10....	78	22	22	22	19	15000	6.2	2
11....	54	24	24	24	13	10500	4.8	9	69	4.1
12....	70	27	27	27	14	12000	5.1	11	65	4.2	...	3
13....	100	33	25	25	...	8	8	20	8500	5.4	12	67	3.8	...	3
14....	61	26	18	16	2	8	6	2	12	8000	5.0	12	66	3.8	...	1
15....	40	15	15	15	13	14500	5.8	1
16....	60	18	18	18	18	16000	5.9
17....	79	35	35	35	20	10500	4.9	14	76	4.1
18....	59	26	26	24	2	15	15500	5.3	10	78	3.6
19....	35	16	16	16	10	11500	4.6	6	90	4.7
20....	88	31	31	31	24	10000	4.5	6	84	4.2	...	1
21....	59	24	24	24	21	14500	5.7	2
22....	70	29	28	28	...	1	1	18	17000	5.8	11	70	2.6
23....	45	20	20	20	12	13500	5.6	4
24....	59	22	22	21	1	20	14000	5.8	2	1
25....	46	20	20	20	19	13500	5.4	1
26....	66	20	20	20	19	14000	6.1	1
27....	58	20	20	20	20	14000	6.0
28....	42	22	22	22	18	15500	5.5	1
29....	56	19	19	19	17	14500	5.6	2
30....	57	23	23	23	20	13500	5.8	2	2
31....	258	110	110	110	81	14000	5.4	21	80	4.5	1	...
32....	121	57	53	53	...	3	3	...	1	25	9500	5.4	26	65	3.2	...	3	
33....	18	10	10	10	3	7	80	3.7
34....	33	17	17	17	8	...	5.5	6	86	4.3
35....	46	19	19	19	14	15000	5.4	5	...	2.8	...	1
36....	24	12	12	12	4	8	73	2.6	...	1
64.....	*7916	3367	3124	3074	50	230	219	10	1	13	1672	14500	5.8	1410	77	3.5	3	170
1....	50	28	20	19	1	8	7	1	12	14000	5.8	13	56	2.9	...	2
2....	98	56	44	44	...	12	9	3	10	14000	5.6	38	64	3.8
3....	70	36	31	31	...	5	5	11	10500	5.8	22	66	3.4	...	2
4....	72	24	20	18	2	4	2	2	11	9500	4.6	13	75	3.8	...	6
5....	*137	53	53	53	11	15500	5.7	41	54	2.7	...	9
6....	*#23	7	7	7	5	15000	7.0	2
7....	*#35	11	9	9	...	2	2	8	12000	5.8	2
8....	*148	51	51	51	7	...	6.3	39	70	3.4	...	13
9....	59	29	29	24	5	7	...	5.0	21	73	3.0
10....	59	23	19	9	10	4	4	6	...	5.7	15	52	2.1	...	4
11....	23	11	6	6	...	4	2	2	...	1	5	...	5.4	6	38	3.3
13....	121	88	83	83	...	5	4	1	7	...	3.7	62	65	2.5	...	6
14....	59	29	29	29	7	...	4.7	17	71	3.6	...	2
15....	9	3
16....	3	1
17....	95	56	18	18	...	34	34	4	10	7000	5.0	41	54	2.1	...	6
18....	90	44	42	42	...	2	2	15	10500	4.7	29	65	3.0
19....	75	27	23	23	...	4	4	9	12000	5.4	18	94	3.6	...	1
20....	27	11	10	10	...	1	1	6	...	6.8	4
21....	68	32	29	29	...	3	3	16	12000	6.4	13	72	3.8	...	2
22....	102	61	50	49	1	11	11	15	13500	5.2	38	69	2.9
23....	53	20	20	20	11	16000	7.0	8	62	2.8	...	1
24....	37	18	18	18	6	...	6.3	10	72	3.9	...	1
25....	65	26	25	25	...	1	1	16	13500	7.2	9	71	3.8	...	1
26....	209	95	95	93	2	35	16000	6.2	47	70	3.8	...	2
27....	118	56	53	53	...	3	3	20	12500	5.6	30	71	3.4	...	2
28....	96	30	30	30	16	15000	6.4	14	76	4.9	...	1
29....	**56	27	27	24	3	7	15500	5.9	20	54	2.9
30....	**36	14	14	14	7	18500	6.6	5	...	4.8	...	1
31....	76	34	34	34	14	20000	6.4	17	75	3.4
32....	8	4	17
33....	142	50	50	48	2	20	16500	6.8	29	75	3.7	...	7
34....	95	38	37	37	...	1	1	20	13500	6.6	12	83	4.2	...	2
35....	88	34	2	1	1	32	32	2	23	62	2.6	...	17
36....	73	28	27	27	...	1	1	17	17500	6.5	8	73	2.8	...	2
37....	60	28	24	23	1	4	4	20	12000	5.4	3	3
38....	60	28	23	23	...	5	5	18	13000	5.2	8	66	2.8	...	1
39....	185	82	60	60	...	20	20	2	22	11000	4.5	50	81	3.4	...	10
40....	63	30	29	29	...	1	1	15	12000	5.0	14	80	3.1	...	1
41....	56	23	23	23	20	12000	4.8	2	1
42....	63	24	20	20	...	4	4	21	15000	5.4	3
43....	63	25	21	20	1	4	4	16	14000	5.3	7	84	4.1	...	1
44....	76	36	32															

Table 2.—CHARACTERISTICS OF HOUSING UNITS, BY BLOCKS: 1960—Con.

["Total population" contains no persons in group quarters unless preceded by asterisk: one asterisk (*) denotes less than 10 percent; two asterisks (**), 10 percent or more]

Blocks within census tracts	Total population	All housing units by condition and plumbing									Occupied housing units							
		Total	Sound			Deteriorating			Dilapidated	Owner occupied			Renter occupied			Occupied by non-white	1.01 or more persons per room	
			Total	With all plumbing facilities	Lacking some or all facilities	Total	With all plumbing facilities	Lacking some or all facilities		Total	Average value (dollars)	Average number of rooms	Total	Average contract rent (dollars)	Average number of rooms			
																		With flush toilet
50...	42	20	16	13	3	4	4	8	...	4.6	8	72	3.1	1	2
51...	64	28	28	28	12	15000	4.9	15	70	4.1	...	2
52...	58	24	23	23	...	1	1	11	12500	5.3	12	79	4.2	...	1
53...	36	16	14	14	...	2	2	10	12000	5.3	5	67	4.4
54...	*83	31	28	28	...	3	3	10	11000	5.0	20	78	4.4
55...	42	20	19	19	...	1	1	10	...	5.8	8	96	4.5
56...	75	24	14	14	...	10	9	1	11	13000	6.0	13	70	3.5	...	4
57...	63	24	22	22	...	2	2	12	11500	4.8	12	84	4.4	...	1
58...	21	7	7	7	5	18000	6.0	1
59...	37	11	11	11	6	18500	6.7	5	...	3.8	...	1
60...	**68	30	30	30	14	14500	6.0	12	70	3.6
61...	94	40	40	40	17	13500	6.5	19	64	3.9	...	1
62...	64	32	32	32	12	14500	7.2	18	67	2.9	...	1
63...	62	23	22	22	...	1	1	20	14000	6.2	3
64...	56	22	22	22	19	15000	5.7	2
65...	61	30	30	30	21	15500	4.9	6	74	3.7	...	1
66...	67	30	29	29	...	1	1	16	13000	5.1	11	81	3.6	...	1
67...	50	19	18	18	...	1	1	16	12500	5.4	1	2
68...	42	18	18	18	17	13000	4.8	1
72...	39	15	15	15	7	16500	6.7	8	84	3.5	...	4
73...	27	16	16	16	11	14500	7.1	2	1
74...	83	27	27	25	2	18	17500	6.4	8	71	4.0	...	2
75...	70	26	26	24	2	19	19000	6.6	3
76...	*118	53	53	53	21	15500	5.8	21	67	3.0	...	3
77...	92	47	47	47	20	13500	5.9	26	66	3.3	...	1
78...	33	15	15	15	11	22000	6.9	2
79...	40	20	18	18	...	2	2	11	11500	5.0	5	83	2.8	...	3
80...	65	23	22	22	...	1	1	13	...	4.8	10	96	4.4	...	1
81...	59	24	14	14	...	10	10	14	11500	5.5	10	80	4.3	...	1
82...	52	19	16	16	...	10	3	10	11500	4.7	8	96	4.5
83...	56	19	19	19	16	16500	5.4	1	1
84...	115	41	41	41	19	14000	5.4	21	63	3.7	...	4
85...	68	19	19	19	17	16000	6.4	2	3
86...	74	30	30	30	18	14500	6.6	10	63	3.6
87...	64	33	33	33	14	16500	6.0	17	56	3.2	1	...
88...	53	24	24	24	19	16000	5.8	1
89...	56	24	24	24	16	18000	6.5	3
90...	144	69	69	69	15	12500	5.1	49	106	4.1	...	2
91...	47	17	17	17	9	...	5.4	8	97	4.9
92...	61	24	24	24	11	11000	5.5	9	88	4.6
93...	65	29	29	29	19	13500	5.0	7	88	3.9
94...	55	23	22	20	2	1	19	10500	4.7	3
95...	66	29	29	28	1	16	9500	4.9	8	67	4.1	...	1
96...	*81	38	36	36	...	2	2	17	13000	4.8	17	108	3.8	...	1
97...	114	69	69	69	11	14500	5.0	50	103	3.0
98...	130	41	41	41	34	17000	6.0	4
101...	31	18	18	18	11	13000	6.5	1
102...	58	24	24	24	19	14000	6.3	3
103...	72	28	28	28	22	14000	6.0	5	...	2.6	...	1
104...	54	20	20	20	19	16000	6.0	1
105...	41	20	20	20	10	14000	5.7	9	72	3.3	...	1
106...	95	41	40	40	...	1	1	22	18000	6.4	18	58	2.9	...	1
107...	55	23	23	23	23	17500	5.9
108...	43	20	20	20	17	16500	5.8	1
109...	49	19	19	19	12	17000	5.9	6	79	4.8
110...	69	24	24	24	22	14000	6.0	1
111...	58	28	28	26	2	20	13000	6.2	3	1
112...	57	23	23	23	18	15500	5.6	5	139	6.2
113...	37	17	17	17	15	19500	6.7
114...	62	26	26	26	19	15000	5.2	6	88	4.5
115...	*98	35	29	28	1	5	4	...	1	1	22	9500	5.4	13	125	4.1	...	1
116...	*95	34	32	32	...	2	2	21	14500	5.3	11	80	4.2	...	1
117...	55	22	21	21	1	18	11000	4.6	3
118...	85	36	36	35	1	19	14500	4.8	16	82	3.1	...	1
119...	67	19	19	19	10	14500	5.9	9	98	5.0	...	3
121...	54	22	22	22	11	13000	5.9	7	90	4.0	...	1
122...	25	9	9	9	9	21000	6.4
123...	48	17	17	17	16	19500	6.4	1
124...	37	19	19	15	4	8	18500	6.3	7	81	3.9
125...	61	22	22	22	17	13500	5.9	3	1
65.....	6093	2392	2351	2334	17	39	31	8	...	2	1669	16000	5.9	579	79	3.9	2	50
1...	51	15	15	15	14	23000	7.2
2...	73	23	23	23	19	18000	6.1	4	1
3...	63	23	20	20	...	3	3	19	15000	6.4	3
4...	43	18	17	17	...	1	1	16	16500	6.1	2
5...	61	20	20	20	19	15500	6.2	1	1
6...	70	29	29	29	24	14500	6.2	5	...	3.4
7...	61	23	23	22	1	18	15000	5.6	5	95	5.0
8...	68	23	23	23	20	16500	6.3	2
9...	55	19	19	19	17	14000	5.7	1	1
10...	51	20	20	20	16	16500	6.4	2
11...	82	34	34	33	1	19	10000	5.2	13	78	3.5	...	1
12...	102	33	33	32	1	17	10500	5.2	14	71	4.6	...	3
13...	48	21	17	17	...	4	4	13	11500	5.3	5	85	3.4	...	3
14...	89	39	37	37	...	2	2	18	10500	4.9	19	74	3.8	...	1
15...	69	31	29	29	...	2	2	18	15000	6.6	4	1

Table 2.—CHARACTERISTICS OF HOUSING UNITS, BY BLOCKS: 1960—Con.

["Total population" contains no persons in group quarters unless preceded by asterisk: one asterisk (*) denotes less than 10 percent; two asterisks (**), 10 percent or more]

Blocks within census tracts	Total population	All housing units by condition and plumbing									Occupied housing units						1.01 or more persons per room
		Sound					Deteriorating				Owner occupied			Renter occupied			
		Total	With all plumbing facilities	Lacking some or all facilities	Total	With all plumbing facilities	Lacking some or all facilities		Dilapidated	Total	Average value (dollars)	Average number of rooms	Total	Average contract rent (dollars)	Average number of rooms	Occupied by non-white	
							With flush toilet	No flush toilet									
16...	86	33	33	33	21	15500	6.3	11	67	3.6	...	2
17...	58	22	22	22	17	15500	6.4	3	1
18...	54	24	24	24	22	13000	5.9	2
19...	76	31	31	31	20	15500	6.0	10	71	4.5
20...	49	20	20	20	16	16500	5.3	4
21...	92	28	22	22	...	6	6	26	15500	6.1	2	2
22...	76	30	30	30	22	17000	5.5	8	58	2.1	...	1
23...	60	18	18	18	16	20000	7.1	2	1
24...	59	22	22	22	20	18500	6.1	1
25...	47	20	20	20	18	16500	5.7	1	1
26...	43	18	18	18	18	18500	6.5
27...	62	19	19	19	17	21000	6.8	2
28...	40	16	16	16	15	18500	6.2
29...	112	36	34	34	...	2	2	33	14000	5.2	2	3
30...	57	19	19	19	16	14000	5.9	3
31...	64	23	23	23	19	16000	6.3	3
33...	38	14	14	14	10	17500	6.7	3
34...	25	10	10	10	7	14000	7.4	3
35...	29	13	13	13	8	12500	5.5	4	1
36...	72	36	36	36	7	19000	6.4	26	59	3.3	2	...
37...	84	29	29	29	17	17500	5.8	12	68	4.8
38...	77	32	22	18	4	8	4	...	2	16	11500	4.2	15	62	4.0	...	2
39...	106	49	44	42	2	5	4	...	1	19	9000	4.8	24	57	3.3	...	3
40...	82	34	32	32	...	2	2	17	15000	5.4	12	83	4.3	...	2
41...	82	33	33	33	21	15000	5.6	58	58	3.4	...	1
42...	35	14	14	14	13	12500	5.5	1
43...	30	12	12	12	8	17000	6.5
44...	113	59	59	58	1	17	14000	5.5	33	70	3.4
46...	25	6	6	6	5	23000	7.0
47...	36	14	14	14	10	16500	6.2	1
48...	15	7	7	7	6	13000	5.5	1	1
49...	30	12	12	12	11	13500	5.5	1
50...	48	22	22	22	20	14500	5.9	1	1
51...	76	27	26	26	...	1	1	25	14500	5.8	2	1
52...	49	30	30	30	13	12500	4.8	11	50	2.3	...	1
53...	57	25	25	25	18	13000	5.6	5	98	5.4
54...	57	23	23	23	18	18000	6.3	3
55...	57	20	20	20	16	22000	6.7	4
56...	37	15	15	15	13	19500	6.3	1
57...	58	19	19	19	17	16500	5.6	2	1
59...	37	14	14	14	12	13500	5.7	2	1
60...	72	27	27	27	16	13500	5.6	9	87	4.7	...	2
61...	130	60	59	59	...	1	1	23	14000	5.2	33	82	4.1
63...	17	8	8	8	7	14000	5.9
65...	89	38	38	38	16	20000	5.4	18	95	4.8	...	2
66...	47	21	21	21	18	14500	5.9	2
67...	63	19	19	19	19	16500	6.1
68...	49	17	17	17	15	17000	6.1	2
69...	44	22	21	21	...	1	13	14000	5.5	6	99	3.8	...	1
70...	62	27	27	25	2	14	14000	5.9	10	79	3.4
71...	49	21	21	21	16	16500	6.4	3
72...	18	18	18	18	17	20000	6.2
73...	50	18	18	18	17	16000	6.1	1
74...	55	20	20	20	19	17000	5.9	1
75...	19	8	8	8	8	18000	5.3
76...	64	26	26	26	18	12000	5.8	6	84	4.2	...	2
77...	72	33	33	29	4	18	11000	5.6	14	66	3.4
78...	62	22	22	22	20	14500	6.4	2
79...	57	17	17	17	16	18500	6.9	1	1
81...	84	35	35	35	19	15000	5.5	13	82	3.8
82...	47	18	18	18	17	17000	6.2
83...	54	21	21	21	19	15000	5.7	1
84...	62	22	22	22	19	16500	5.9	2	1
85...	42	18	18	18	14	17500	6.3	2
86...	53	20	20	20	18	16000	6.1	2
87...	61	22	22	22	17	16500	5.4	5	94	4.6
88...	31	13	13	13	9	17500	6.1	2
89...	52	21	21	21	19	15500	6.1	1
90...	51	16	16	16	14	18500	6.4	1
91...	65	22	22	22	22	15500	5.8
92...	62	18	18	18	17	19500	6.5	1
93...	46	17	17	17	16	20000	6.5	1	1
94...	49	17	17	17	16	16500	6.0	1
95...	66	28	28	28	15	15000	6.1	12	86	4.0
96...	47	18	18	18	14	20000	6.1	1
97...	36	16	16	16	9	16500	5.9	6	52	3.0	...	1
98...	36	24	24	24	6	...	4.7	12	71	3.2
100...	31	13	13	13	9	...	5.7	7	99	4.7
101...	32	12	12	12	5	14000	5.8	6	...	5.2
102...	59	29	29	29	6	19000	6.5	21	96	3.3
103...	28	9	9	9	9	15500	6.0	1
104...	25	7	7	7	7	20000	6.9
105...	49	19	19	19	11	17000	6.1	6	71	3.0	...	1
106...	34	13	13	13	12	16000	5.8	1
107...	57	26	26	25	1	9	15500	6.3	13	123	3.2
108...	25	8	8	8	7	16500	6.4	1
109...	35	16	16	16	8	16000	5.9	5	73	3.8

Table 2.—CHARACTERISTICS OF HOUSING UNITS, BY BLOCKS: 1960—Con.

["Total population" contains no persons in group quarters unless preceded by asterisk; one asterisk (*) denotes less than 10 percent; two asterisks (**). 10 percent or more]

Blocks within census tracts	Total population	All housing units by condition and plumbing								Occupied housing units									
		Sound			Deteriorating			Dilapidated	Owner occupied			Renter occupied			Occupied by non-white	1.01 or more persons per room			
		Total	With all plumbing facilities	Lacking some or all facilities	Total	With all plumbing facilities	Lacking some or all facilities		Total	Average value (dollars)	Average number of rooms	Total	Average contract rent (dollars)	Average number of rooms					
110...	108	47	46	46	...	1	1	34	16000	5.5	9	87	3.4		
111...	81	33	33	33	14	...	5.1	18	95	4.7		
112...	78	27	27	27	16	14500	6.0	9	99	4.6	...	1		
113...	27	8	8	8	8	18500	6.1		
114...	23	8	8	8	8	17000	6.1		
115...	25	8	8	8	8	17000	6.9		
116...	3	2		
66.....	*7778	3558	3191	3138	53	312	233	78	1	55	1236	18000	5.5	1986	76	3.4	3	169	
2...	**10	2	
3...	37	24	19	19	...	5	2	3	...	4	11	135	3.5	...	1	...	
4...	*172	110	107	104	3	3	3	6	10500	5.3	92	54	2.2	...	11	...	
5...	*142	71	49	41	8	22	15	7	...	9	9000	5.6	55	55	3.0	...	4	...	
6...	184	71	71	71	9	...	4.8	57	81	4.0	...	5	...	
7...	155	84	84	84	6	...	4.0	73	71	2.8	1	6	...	
8...	73	29	29	29	5	10000	5.6	24	104	3.4	...	1	...	
9...	21	11	11	11	6	11000	4.0	5	61	4.2	
10...	54	29	29	29	4	21	106	3.7	
11...	34	17	10	10	...	7	3	4	...	4	13	62	2.2	...	2	...	
12...	81	45	42	42	...	3	3	10	9500	4.8	27	82	3.0	...	1	...	
13...	**64	30	24	23	1	5	5	8	19500	5.8	19	56	4.0	
14...	44	24	19	17	2	5	3	2	...	6	...	5.5	12	62	4.2	
15...	**121	87	54	54	...	33	8	25	...	7	...	2.7	55	71	2.2	...	10	...	
16...	**72	29	6	4	2	18	11	7	...	4	23	70	4.0	...	1	...	
18...	**106	30	8	8	...	5	5	3	22	60	5.0	...	5	...	
19...	53	32	3	2	1	16	8	8	...	6	15000	5.7	20	56	3.7	...	2	...	
20...	*150	59	48	46	2	10	10	7	22000	6.1	42	61	3.7	...	6	...	
21...	**57	31	22	20	2	9	2	7	...	4	21	60	3.1	...	1	...	
22...	55	22	18	14	4	4	2	2	...	3	19	57	3.7	...	1	...	
23...	38	17	16	14	2	1	...	1	...	4	13	56	2.8	...	2	...	
24...	**35	11	10	10	...	1	1	4	7	72	4.7	
25...	14	7	7	7	4	3	
26...	21	10	10	10	5	...	4.2	3	1	...	
27...	27	15	15	15	9	14000	5.4	5	66	3.0	
28...	**57	21	17	14	3	4	4	8	11000	4.3	11	66	3.2	
29...	*56	27	26	26	...	1	...	1	...	10	7000	4.5	15	69	3.9	
30...	*91	42	36	36	...	6	5	1	...	8	10000	4.8	32	54	3.3	...	2	...	
31...	*118	38	37	37	14	14000	5.3	23	70	4.3	...	6	...	
32...	82	29	29	29	13	10500	5.2	15	77	4.3	...	3	...	
33...	86	32	32	32	15	14500	4.9	15	85	4.3	...	2	...	
34...	82	40	40	39	1	12	12000	5.5	26	66	3.3	1	1	...	
35...	146	60	60	60	25	12500	4.8	34	81	4.0	...	2	...	
36...	133	79	79	79	5	...	3.8	64	89	3.1	...	2	...	
37...	73	44	39	39	...	4	3	1	...	8	14500	3.9	28	77	3.1	...	1	...	
38...	112	61	57	57	...	3	3	13	20000	4.4	44	79	3.0	...	1	...	
39...	*189	87	65	65	...	21	20	...	1	9	11500	5.1	64	66	3.4	...	6	...	
40...	169	76	56	52	4	20	20	17	12500	4.9	55	68	3.2	...	5	...	
41...	150	115	114	114	...	1	1	1	105	67	2.9	1	1	...	
42...	**82	21	4	4	...	14	14	3	7	10500	5.9	11	76	4.3	...	3	...
45...	90	39	34	34	...	5	5	1	33	85	4.4	...	1	...	
46...	70	31	28	28	...	2	2	7	14000	5.9	20	75	3.5	...	4	...	
47...	111	50	47	47	...	3	3	13	22000	5.0	34	113	3.6	...	1	...	
48...	15	6	4	4	...	1	1	3	3	1	...	
49...	143	78	57	57	...	20	20	1	64	90	3.4	...	3	...	
50...	98	44	35	35	...	8	8	14	13000	5.6	24	85	4.1	
51...	105	44	36	36	...	7	7	18	11500	5.3	24	73	3.8	...	3	...	
52...	108	47	35	35	...	10	3	7	...	12	...	4.8	31	82	3.2	...	6	...	
53...	38	15	10	10	...	2	2	3	13	58	3.5	...	3	...	
56...	100	48	43	43	...	4	4	16	10500	5.9	26	79	2.9	...	2	...	
57...	125	51	47	47	...	4	4	9	12000	4.8	36	86	4.1	...	2	...	
58...	131	83	81	81	...	2	2	7	26000	3.9	60	87	3.1	...	1	...	
59...	138	76	76	76	13	23000	4.2	50	80	3.5	...	2	...	
60...	27	22	22	7	15	3	18	47	1.4	...	1	...	
61...	82	28	26	26	...	2	1	1	...	15	11000	5.7	12	85	4.1	...	1	...	
62...	49	25	24	24	...	1	1	14	7500	5.8	9	76	3.7	
63...	105	42	42	42	14	12000	4.9	27	74	3.9	...	1	...	
64...	78	31	31	29	2	15	11500	4.9	16	80	4.3	...	1	...	
65...	86	32	32	32	17	11500	6.1	12	83	5.1	
66...	70	31	31	31	15	10000	4.7	14	91	4.4	...	1	...	
67...	78	28	28	28	12	10000	5.5	13	82	3.8	...	4	...	
69...	27	9	9	9	9	20000	6.4	
70...	38	17	17	17	15	13000	5.5	2	
71...	6	2	
72...	2	1	
73...	3	1	
74...	**12	1	
75...	38	12	12	12	11	23000	6.5	1	
76...	48	16	16	16	15	18000	6.1	1	
77...	45	14	14	14	12	19500	6.6	2	1	
78...	42	16	16	16	13	22000	6.0	3	
79...	42	16	16	16	15	17500	6.0	
80...	42	16	16	16	16	16500	5.8	
81...	49	12	12	12	12	34000	6.8	1	...	
82...	34	9	9	9	9	30000	7.0	5	95	4.2	
83...	41	14	14	14	9	24000	6.0	5	
84...	16	7	7	7	6	17500	5.5	1	
85...	11	6	6	6	6	15000	4.8	

Table 2.—CHARACTERISTICS OF HOUSING UNITS, BY BLOCKS: 1960—Con.

[“Total population” contains no persons in group quarters unless preceded by asterisk (*); one asterisk (*) denotes less than 10 percent; two asterisks (**), 10 percent or more]

Blocks within census tracts	Total population	All housing units by condition and plumbing								Occupied housing units								
		Total	Sound			Deteriorating			Dilapidated	Owner occupied			Renter occupied			Occupied by non-white	1.01 or more persons per room	
			Total	With all plumbing facilities	Lacking some or all facilities	Total	With all plumbing facilities	Lacking some or all facilities		Total	Average value (dollars)	Average number of rooms	Total	Average contract rent (dollars)	Average number of rooms			
								With flush toilet										No flush toilet
86...	54	22	22	22	12	20000	5.2	9	109	4.9	
87...	33	11	11	11	10	22000	5.9	
88...	35	13	13	13	13	21000	6.6	
89...	44	16	16	16	14	24000	6.4	1	
90...	54	21	21	21	19	20000	6.2	2	
91...	37	14	14	14	14	19500	6.4	
92...	44	15	15	15	15	22000	6.4	
93...	41	15	15	15	15	22000	6.5	
94...	50	18	18	18	17	26000	6.4	1	
95...	11	4	
96...	49	14	14	14	14	27000	6.7	1	
97...	61	23	23	23	20	19000	5.8	2	2	
98...	12	5	5	5	4	1	
99...	31	12	12	12	12	21000	6.2	
100...	37	15	15	15	13	19000	6.4	1	
101...	28	13	13	13	13	21000	6.2	
102...	35	14	14	14	14	21000	6.2	
103...	*54	19	19	19	15	16500	6.2	4	
104...	43	14	14	14	12	24000	6.2	2	2	
105...	43	13	13	13	13	23000	6.2	
106...	41	13	13	13	10	21000	6.3	2	
107...	42	18	18	18	15	18500	5.6	2	1	
108...	42	18	17	17	...	1	1	13	16500	6.5	4	
109...	29	13	13	13	11	18000	6.2	1	1	
110...	37	15	14	14	...	1	1	13	22000	6.3	1	1	
111...	48	16	16	16	14	18000	6.6	2	
112...	48	20	19	19	...	1	1	14	15500	6.1	6	89	4.0	
113...	44	17	17	17	16	20000	6.1	1	
114...	14	13	13	13	4	7	64	1.0	
115...	29	13	13	13	11	15500	5.7	1	
116...	36	18	17	17	...	1	1	10	15500	6.2	6	69	2.8	...	1	
117...	80	44	44	44	15	19000	5.6	26	84	3.2	...	6	
118...	72	38	38	38	14	18000	5.5	17	87	3.1	...	1	
119...	56	37	37	37	11	17000	5.9	22	76	2.9	...	1	
120...	66	35	35	35	15	16000	5.5	15	87	3.8	...	3	
121...	50	21	19	19	...	2	2	10	16000	5.5	9	81	3.6	...	3	
122...	42	22	22	22	...	2	2	12	18000	5.5	8	101	3.5	...	3	
123...	63	27	25	25	...	2	2	11	21000	5.0	9	82	2.9	...	3	
124...	38	19	19	19	11	19500	4.7	7	79	3.1	
125...	28	12	12	12	10	18500	4.7	1	
126...	79	35	35	35	11	24000	5.5	22	99	2.6	...	2	
127...	48	35	34	34	...	1	8	8	22000	5.5	19	88	2.5	...	2	
128...	51	26	18	18	...	8	8	10	24000	5.0	12	83	2.7	...	3	
129...	73	38	36	36	...	2	2	16	15000	4.5	20	110	2.8	...	2	
130...	37	14	14	14	14	15500	4.9	
131...	...	1	
67.....	*5286	2999	2602	2365	237	338	197	139	2	59	853	22000	6.1	1590	89	2.8	1	108
2...	257	178	177	172	5	1	2	152	156	3.0	...	3
3...	2	1	10	30000	5.2	64	57	1.9	1	3
4...	108	102	100	54	46	2	2
5...	**17	4	2	38	39	2.2	...	11
7...	*94	42	1	1	...	31	14	17	...	10	85	54	2.1	...	8
8...	170	169	165	93	72	4	4	14	30000	5.7	...	108	47	1.4	...	9
9...	147	174	110	49	61	62	6	54	2	2	7	31000	5.9	105	47	1.4	...	8
10...	49	40	15	15	...	25	7	18	10	5000	1.4	19	38	1.5	...	11
12...	**127	89	60	60	...	12	12	17	6	15500	5.3	70	55	2.0	...	8
13...	**22	10	10	...	10
14...	49	36	33	33	...	3	3	7	27000	4.6	...	18	91	2.8	...	3
15...	119	94	94	94	1	68	113	3.4	...	2
16...	12	9	9	9	2	4	1	1
17...	93	54	20	20	...	34	34	16	16000	4.9	33	61	2.9	...	4	4
19...	*136	75	33	17	16	36	29	7	...	6	12	12500	5.0	47	64	2.9	...	1
20...	82	54	54	54	3	50	69	3.1	...	2
21...	118	91	87	87	...	4	3	1	5	...	9.2	56	157	3.4	...	2
22...	23	14	14	14	2	12	138	3.1	...	6
24...	117	97	97	82	15	10	...	6.2	67	75	1.6
25...	20	21	21	1	20	17	44	1.3
26...	**163	49	40	36	4	9	9	14	...	5.4	26	77	3.2	1
28...	24	14	8	7	1	6	3	3	...	7	...	5.3	5	...	3.0	2
29...	65	26	21	21	...	3	2	1	...	16	15000	5.9	9	64	4.6	2
33...	26	32	32	32	3	14	175	2.2
34...	2	1	11	12000	5.5	5	65	4.4	1
35...	43	18	17	17	...	1	2	14	15500	5.4	17	97	4.0	1
36...	74	35	34	34	12	14500	5.8	24	86	3.3	1
37...	74	44	41	41	...	2	1	10	21000	5.9	14	91	4.1	1
38...	62	25	24	24	...	1	1
39...	115	61	47	47	...	2	2	12	17000	5.9	40	74	3.3	3
40...	94	45	43	43	...	2	2	13	20000	6.1	25	90	2.5	1
41...	37	11	8	8	...	3	3	10	16500	5.9	1	1
42...	29	8	4	4	...	3	3	1	4
43...	35	16	16	16	11	19000	6.4	2
44...	1	1
45...	65	32	32	32	14	19000	5.9	13	108	4.8	1
46...	48	25	25	25	13	15500	5.7	12	71	2.8
47...	25	13	13	13	11	16000	5.2	2
48...	68	35	35	35	12	18500	4.8	23	105	3.2

Table 2.—CHARACTERISTICS OF HOUSING UNITS, BY BLOCKS: 1960—Con.

["Total population" contains no persons in group quarters unless preceded by asterisk; one asterisk (*) denotes less than 10 percent; two asterisks (**), 10 percent or more]

Blocks within census tracts	Total population	All housing units by condition and plumbing									Occupied housing units								
		Sound					Deteriorating				Dilapidated	Owner occupied			Renter occupied			Occupied by non-white	1.01 or more persons per room
		Total	Total	With all plumbing facilities	Lacking some or all facilities	Total	With all plumbing facilities	Lacking some or all facilities		Total		Average value (dollars)	Average number of rooms	Total	Average contract rent (dollars)	Average number of rooms			
								With flush toilet	No flush toilet										
49...	58	25	25	25	9	18000	5.3	13	89	3.2	...	1	
51...	38	16	15	15	...	1	1	12	13000	5.2	3	2	
52...	27	9	9	9	9	23000	5.0	
53...	34	10	9	9	...	1	1	10	22000	5.7	1	
54...	21	10	10	10	7	18000	5.9	1	
55...	35	13	13	13	12	18500	6.0	
56...	39	13	13	13	12	23000	6.3	
57...	26	14	14	14	12	21000	5.8	
58...	36	13	13	13	13	20000	5.4	
59...	47	16	16	16	15	23000	5.7	
60...	35	13	12	12	...	1	1	12	14500	6.3	
61...	46	15	11	11	...	4	4	11	21000	6.6	3	
62...	41	13	12	12	...	3	3	11	15500	6.5	2	
63...	38	14	11	11	...	3	3	10	19000	5.9	3	
64...	62	21	15	15	...	5	5	17	16000	5.8	7	1	
65...	60	24	21	21	...	3	3	14	17500	5.9	8	83	4.4	...	1	
66...	49	22	22	22	11	15500	5.5	11	141	4.5	
69...	9	6	6	6	1	4	
71...	57	37	37	37	10	...	4.6	24	82	3.2	
72...	54	32	31	31	...	1	1	9	38000	9.2	18	107	3.7	...	1	
73...	**70	53	53	53	9	21000	6.3	21	117	3.2	...	1	
74...	*177	105	98	95	3	7	7	23	30000	7.3	64	73	2.7	...	3	
75...	119	36	34	33	1	2	2	31	33000	7.9	4	
76...	26	16	16	16	3	11	98	3.6	
78...	9	3	
80...	151	85	84	84	...	1	1	6	19000	5.2	70	105	3.5	...	1	
81...	56	22	13	13	...	9	9	14	15000	5.9	7	44	2.0	
82...	43	16	14	14	...	2	2	13	19000	5.8	3	
98...	41	14	14	14	12	27000	6.1	1	
99...	35	14	14	14	11	24000	5.8	2	
100...	22	10	10	10	8	29000	6.8	1	
101...	47	20	20	20	16	23000	6.1	4	
102...	47	14	14	14	14	27000	6.2	
103...	35	17	17	17	13	28000	5.9	3	
104...	44	16	16	16	15	25000	6.7	1	
105...	32	13	11	11	...	2	2	12	20000	7.0	
106...	55	19	16	16	...	3	3	13	25000	6.8	4	1	
107...	**52	18	18	18	16	19500	6.2	1	
109...	54	18	18	18	17	35000	6.9	1	
111...	**135	28	28	28	22	40000	9.5	5	...	5.8	...	1	
114...	124	122	122	109	13	8	40000	5.9	67	111	2.7	...	3	
115...	50	36	32	32	...	4	1	3	5	...	4.4	21	83	3.0	
116...	2	6	4	...	4	2	
117...	116	67	66	66	...	1	1	12	20000	5.0	51	84	2.5	...	4	
118...	29	13	11	11	...	2	2	10	25000	6.6	
119...	37	17	15	15	...	2	2	13	25000	7.1	2	
120...	44	17	16	16	...	1	1	13	29000	6.5	3	
121...	1	1	
122...	9	2	
68.....	*5048	2024	1983	1940	43	34	33	1	...	7	1366	23000	6.0	439	100	3.5	13	66	
2...	79	36	36	36	21	37000	7.6	2	
5...	15	15	15	15	11	32000	6.3	1	
6...	18	12	12	12	8	27000	6.1	
7...	45	23	23	22	1	10	17000	5.3	12	92	3.5	1	...	
8...	131	59	59	58	1	24	15500	4.9	31	77	3.3	...	5	
9...	89	44	44	43	1	26	16000	4.8	16	99	4.3	...	1	
12...	411	108	108	106	2	94	40000	7.0	8	...	4.9	3	2	
13...	118	40	40	40	32	37000	6.7	2	
14...	71	25	25	25	19	38000	6.6	2	1	
15...	146	36	36	36	33	39000	6.8	2	1	
16...	15	9	9	9	6	...	5.8	1	
17...	38	14	14	14	10	26000	5.9	2	2	2	
18...	19	7	7	7	6	14500	6.0	
19...	6	4	
20...	40	16	16	16	12	26000	5.9	1	
21...	40	16	16	16	15	23000	5.8	
22...	19	9	9	9	7	...	6.9	1	1	
23...	30	10	10	10	10	26000	6.1	1	...	
24...	62	20	20	20	15	28000	6.7	
25...	38	18	16	16	...	2	2	11	34000	7.5	5	...	1.8	2	2	
26...	32	12	12	12	10	26000	5.5	1	
27...	26	6	6	6	3	3	2	
29...	30	13	13	13	12	18500	5.5	1	
30...	28	12	9	9	...	3	3	8	34000	6.6	
31...	21	11	11	11	8	23000	8.0	1	
32...	52	21	21	21	17	20000	6.1	1	
33...	102	33	33	33	29	22000	6.8	1	
39...	81	32	30	30	...	2	2	24	18000	6.4	3	1	
40...	12	5	5	5	2	3	
41...	23	8	6	6	...	2	2	6	17500	5.7	2	
42...	35	13	12	11	1	1	1	8	26000	7.4	2	
43...	39	12	12	12	9	26000	6.3	1	1	
44...	34	12	12	12	11	21000	5.7	1	1	
45...	29	10	10	10	9	21000	5.9	
46...	28	12	8	8	...	4	4	8	27000	7.1	4	
47...	35	13	13	13	12	21000	5.9	

Table 2.—CHARACTERISTICS OF HOUSING UNITS, BY BLOCKS: 1960—Con.

["Total population" contains no persons in group quarters unless preceded by asterisk; one asterisk (*) denotes less than 10 percent; two asterisks (**), 10 percent or more]

Blocks within census tracts	Total population	All housing units by condition and plumbing										Occupied housing units							
		Sound					Deteriorating					Owner occupied			Renter occupied			Occupied by non-white	1.01 or more persons per room
		Total	Total	With all plumbing facilities	Lacking some or all facilities	Total	With all plumbing facilities	Lacking some or all facilities		Dilapidated	Total	Average value (dollars)	Average number of rooms	Total	Average contract rent (dollars)	Average number of rooms			
								With flush toilet	No flush toilet										
48...	60	23	23	22	1	11	33000	6.0	9	96	4.1	...	1	
49...	44	19	18	18	1	15	29000	6.5	2	
50...	44	19	18	18	1	18	27000	6.0	2	
51...	51	21	20	20	27	20000	6.0	5	66	4.4	
52...	84	35	35	35	16	35000	6.4	7	156	5.0	
53...	72	28	28	28	10	28000	6.5	1	
54...	31	12	12	12	5	34000	5.6	1	1	
55...	16	6	6	6	19	31000	7.0	6	110	4.3	
56...	69	29	29	29	
57...	69	29	29	29	
58...	3	1	10	14500	5.1	1	
59...	29	12	12	11	1	
60...	*73	24	24	24	19	14000	5.4	5	88	4.6	
61...	44	18	18	18	15	16500	5.6	2	
62...	29	12	11	11	...	1	1	12	16000	5.3	
63...	20	10	10	10	9	13500	5.1	1	
64...	51	19	19	19	19	13500	5.7	
65...	51	19	19	19	16	14500	5.7	
66...	45	16	16	16	13	13500	5.5	2	
67...	46	15	15	15	10	15500	6.1	1	
68...	39	12	12	12	7	18500	5.4	
69...	17	7	7	7	9	19500	5.4	
70...	20	9	9	9	
71...	4	1	3	2	
72...	14	5	5	5	8	13000	5.1	
73...	21	10	10	10	10	16000	6.1	6	89	4.3	
74...	39	14	14	14	10	17500	6.5	
75...	29	12	12	12	4	3	
76...	15	7	3	3	...	4	4	20	12500	5.5	
77...	59	24	24	24	23	12500	5.4	19	74	3.4	...	1	
78...	108	45	45	45	11	15500	5.6	
79...	34	11	11	11	10	15500	6.0	
80...	25	10	10	10	9	14500	6.4	1	
81...	17	10	10	10	10	16500	6.0	1	
82...	31	11	11	11	6	17500	6.7	
83...	20	6	6	6	29	31000	6.0	17	99	3.2	...	1	
84...	133	72	69	69	...	3	3	
85...	10	4	12	20000	6.6	1	
86...	44	13	13	13	7	16000	6.4	2	
87...	23	9	9	9	9	15500	6.2	2	1	
88...	42	11	11	11	9	13000	5.8	
89...	21	10	10	10	9	12500	5.3	
90...	25	9	9	9	7	13500	5.9	1	
91...	23	9	9	9	
92...	6	3	10	13500	5.6	1	
93...	6	3	7	13500	6.3	1	
94...	29	13	13	13	10	13500	5.8	
95...	26	9	9	9	12	14500	5.4	
96...	22	10	10	10	10	14500	6.6	1	
97...	34	12	12	12	10	10500	5.3	2	
98...	33	11	11	11	7	21000	5.6	3	
99...	30	12	11	11	...	1	1	4	2	
100...	21	11	9	8	1	2	1	
101...	15	6	6	6	10	17000	5.8	1	
102...	29	12	12	12	7	...	6.6	8	88	4.4	...	1	
103...	32	15	15	15	10	15000	5.5	1	
104...	23	11	11	11	6	14500	6.2	1	
105...	19	7	7	7	3	2	
106...	12	5	5	5	
107...	2	1	
108...	6	4	9	13000	4.9	26	88	3.2	1	1	
109...	66	47	45	45	...	2	2	4.5	4	1	
110...	32	15	14	14	...	1	1	8	5	64	2.4	
111...	18	11	11	11	6	
112...	48	26	25	25	...	1	1	3	21	107	3.7	
113...	*137	48	48	18	30	45	13000	3.0	3	107	3.7	...	17	
114...	22	12	12	12	1	10	
115...	20	8	8	8	5	...	5.8	3	
116...	50	16	15	15	...	1	1	8	...	5.5	7	77	4.1	...	2	
117...	24	14	12	12	...	2	2	4	10	69	3.0	...	4	
118...	67	42	41	41	...	1	1	10	...	5.7	27	115	2.0	...	4	
119...	13	4	
120...	104	40	40	40	17	34000	8.1	21	125	2.8	...	5	
121...	
122...	
123...	
124...	
125...	
126...	
127...	
128...	*18	
129...	
130...	15	6	6	6	4	1	1	2	
131...	110	60	60	60	28	18000	6.2	15	78	2.3	...	1	
132...	26	12	11	11	...	1	1	5	24000	6.0	7	140	1.9	...	1	
133...	67	32	32	32	22	35000	7.0	5	83	3.4	
134...	48	14	14	14	10	21000	6.7	2	1	
135...	5	6	6	6	3	
136...	27	11	11	11	11	23000	7.0	
137...	24	9	9	9	7	17000	5.7	2	
138...	6	3	9	23000	5.2	2	
139...	34	13	13	12	1	
140...	35	21	21	21	5	...	5.0	13	91	3.0	1	1	
141...	11	4	7	14	117	3.6	...	1	
142...	46	31	26	25	1	5	
69.....	4823	2075	2007	1992	15	67	22	45	...	1	1243	15500	5.7	672	83	3.4	6	...	
2...	64	32	32	31	1	12	16500	5.1	20	92	4.1	

Table 2.—CHARACTERISTICS OF HOUSING UNITS, BY BLOCKS: 1960—Con.

["Total population" contains no persons in group quarters unless preceded by asterisk; one asterisk (*) denotes less than 10 percent; two asterisks (**), 10 percent or more]

Blocks within census tracts	Total population	All housing units by condition and plumbing								Occupied housing units								
		Sound				Deteriorating				Owner occupied			Renter occupied			Occu- pied by non- white	1.01 or more per- sons per room	
		Total	With all plumb- ing facil- ities	Lack- ing some or all facil- ities	Total	With all plumb- ing facil- ities	Lacking some or all facilities		Dilap- idated	Total	Average value (dollars)	Average num- ber of rooms	Total	Average con- tract rent (dollars)	Average num- ber of rooms			
							With flush toilet	No flush toilet										
3...	33	16	16	16	4	11	80	3.5	...	1	
4...	47	23	23	23	17	13500	5.6	3	
5...	32	17	17	16	1	10	14500	5.7	6	57	3.3	
6...	27	11	11	10	1	8	18000	6.0	2	
7...	25	16	16	15	1	10	23000	5.9	4	1	
8...	33	14	14	14	13	14500	5.3	
9...	107	43	43	43	12	16000	6.3	28	96	4.6	1	...	
10...	31	15	15	15	11	17000	5.1	2	
11...	103	56	56	56	9	17000	5.9	45	94	3.1	
12...	77	50	50	50	14	13000	5.0	28	95	3.0	
13...	19	9	9	7	2	6	17000	5.7	2	
14...	54	22	22	22	18	17000	5.8	1	
15...	46	22	22	22	17	15500	5.6	4	
16...	47	20	19	19	...	1	1	16	15500	5.8	3	
17...	50	15	15	15	14	18500	6.5	1	
18...	73	38	38	38	17	18500	6.1	18	111	2.9	
19...	69	22	22	22	19	15000	5.6	3	1	
20...	79	30	30	30	18	19500	5.8	11	77	3.2	...	3	
21...	46	21	21	21	17	14000	5.5	2	
22...	51	21	21	21	14	13500	5.4	6	94	3.8	
23...	64	28	28	28	16	19500	5.6	8	98	3.6	
24...	10	4	
25...	61	21	21	21	14	19000	6.0	7	83	3.4	
26...	53	19	19	19	14	14500	5.8	4	1	
27...	56	27	27	27	17	18500	6.2	10	189	4.1	
28...	55	22	22	22	18	16000	5.7	1	
29...	47	19	19	19	16	17000	5.6	2	
30...	70	23	23	23	20	18000	6.1	3	
31...	49	18	18	18	14	19000	6.3	1	
32...	62	25	25	25	18	17000	5.9	6	96	3.2	...	1	
33...	57	22	20	20	...	1	1	...	1	20	15500	5.6	1	
34...	45	20	20	20	19	17500	6.4	1	
35...	53	20	20	20	20	15000	5.7	
36...	63	20	19	19	...	1	1	16	18000	5.7	3	1	
37...	67	24	23	23	...	1	1	18	13000	5.9	6	...	2.5	...	1	
38...	60	24	23	23	...	1	1	16	15500	5.4	4	71	3.5	1	2	
39...	63	25	25	25	19	17000	6.6	4	
40...	35	16	16	16	11	15000	5.9	4	
41...	82	35	34	34	...	1	1	17	13000	5.3	17	80	4.1	...	2	
42...	88	39	39	39	17	14000	5.2	20	85	3.7	...	1	
43...	20	10	10	10	6	18000	5.8	2	
44...	46	21	21	21	14	14500	5.6	3	
45...	54	21	21	21	19	17000	6.1	2	1	
46...	155	128	85	85	...	43	43	11	13500	6.4	70	60	2.3	...	6	
47...	59	26	26	26	23	15000	5.8	1	
48...	63	25	25	25	22	15000	5.7	
49...	55	22	22	21	1	14	19500	6.0	5	...	4.0	
50...	51	19	19	19	16	16500	5.7	1	1	
51...	89	36	36	36	21	16000	5.8	14	75	3.1	
52...	82	40	38	38	...	2	1	1	...	17	14500	5.9	21	96	2.4	
53...	60	21	21	21	21	13500	5.3	1	
54...	83	19	19	19	19	18500	6.9	1	
55...	66	23	22	22	...	1	1	22	15500	5.7	1	1	
56...	70	29	28	28	...	1	1	19	15000	6.0	9	78	4.7	
57...	70	26	26	24	2	19	13500	5.7	7	75	3.3	...	2	
59...	55	22	22	22	19	13000	5.4	3	
60...	64	27	23	23	...	4	4	21	13500	6.0	4	1	
61...	66	22	22	22	22	17500	6.2	
62...	52	21	21	19	2	18	19000	6.3	2	
63...	53	19	18	18	...	1	1	17	13500	5.6	1	
64...	93	44	43	42	1	1	1	29	14000	5.7	11	70	2.4	...	1	
66...	40	16	14	14	...	2	2	11	10000	5.5	4	
67...	64	22	22	22	19	15000	5.4	3	2	
68...	67	22	21	21	...	1	1	22	17500	5.9	1	...	
69...	39	19	19	19	17	16500	5.8	
73...	14	5	5	5	5	24000	6.6	
74...	76	23	21	21	...	2	2	22	14500	5.7	1	1	
76...	50	17	16	16	...	1	1	17	15500	5.9	
77...	35	10	9	9	...	1	1	7	16500	6.3	2	1	
78...	14	5	5	5	4	
79...	79	31	31	31	13	...	5.2	16	77	3.7	
80...	126	57	57	56	1	18	...	4.6	35	85	4.2	...	1	
81...	110	50	50	50	14	16500	5.2	35	76	2.7	1	3	
82...	67	40	40	40	12	14000	5.4	25	73	3.1	2	...	
83...	63	27	27	26	1	12	...	4.5	13	78	3.9	
84...	10	
85...	117	43	43	43	31	14500	5.6	11	70	3.5	...	1	
86...	144	75	75	74	1	13	...	4.2	58	87	3.4	
87...	49	26	25	25	...	1	1	18	12500	5.4	5	...	1.4	...	1	
70.....	*8404	3561	3341	3272	69	174	144	27	3	46	1847	12000	4.9	1426	80	3.7	24	151
1...	18	8	8	8	3	5	77	2.6	...	1	
2...	47	20	13	13	...	2	1	1	...	5	6	12500	4.3	14	78	3.9	...	2
3...	54	24	23	22	1	1	1	1	...	9	12000	4.9	12	74	3.7	...	2	
4...	38	16	15	15	...	1	1	9	9000	4.8	6	82	4.0	
5...	57	28	26	26	2	7	10500	5.0	18	78	3.6	...	1	
6...	34	18	18	18	9	10500	5.2	9	151	3.8	

Table 2.—CHARACTERISTICS OF HOUSING UNITS, BY BLOCKS: 1960—Con.

["Total population" contains no persons in group quarters unless preceded by asterisk; one asterisk (*) denotes less than 10 percent; two asterisks (**), 10 percent or more]

Blocks within census tracts	Total population	All housing units by condition and plumbing									Occupied housing units						
		Total	Sound			Deteriorating			Dilapidated	Owner occupied			Renter occupied			Occupied by non-white	1.01 or more persons per room
			Total	With all plumbing facilities	Lacking some or all facilities	Total	With all plumbing facilities	Lacking some or all facilities		Total	Average value (dollars)	Average number of rooms	Total	Average contract rent (dollars)	Average number of rooms		
7...	71	35	35	34	1	20	9500	5.1	14	85	3.9	...	1
8...	80	40	40	39	1	17	9500	4.6	18	77	4.3	...	1
9...	113	43	43	43	24	12500	4.9	18	84	3.9	...	1
10...	133	46	42	42	...	4	2	2	...	21	12000	5.2	25	69	3.8	...	2
11...	122	43	40	40	...	3	3	22	13000	4.8	19	88	4.1	...	2
12...	65	33	31	30	1	2	1	1	...	14	12500	4.4	14	83	3.6
13...	85	33	29	29	...	4	2	2	...	21	11000	5.0	7	79	4.9	...	2
14...	85	36	29	29	...	6	3	3	1	25	11500	4.8	8	74	4.1
15...	118	59	49	41	8	10	9	...	1	18	9500	4.6	27	73	3.8	2	3
16...	100	49	45	45	...	3	2	1	...	23	13000	4.8	20	76	4.0	...	1
17...	103	50	49	49	...	1	1	20	10500	4.7	26	76	3.3	...	2
18...	57	29	28	28	...	1	...	1	...	16	13000	4.9	9	64	4.2
19...	60	32	32	32	17	12000	5.1	11	81	4.3
20...	76	34	33	31	2	1	...	1	...	26	10000	4.6	4	2	...
21...	99	44	42	42	...	2	2	29	10500	5.1	15	72	3.9	...	1
22...	79	43	37	35	2	4	4	...	2	20	10000	4.7	18	64	3.7	...	2
23...	85	41	40	40	...	1	1	20	11500	4.5	16	80	3.8	...	1
24...	115	51	38	37	1	12	7	5	...	20	11000	4.6	24	84	3.6	...	2
25...	88	27	27	27	11	13500	5.9	15	79	4.4	...	1
26...	61	25	11	11	...	9	9	...	5	12	8500	4.0	13	69	3.8	...	2
27...	65	23	13	13	...	5	5	...	5	11	10000	5.0	12	80	4.3	...	2
28...	114	48	48	48	29	9500	4.9	15	78	4.0
29...	97	39	39	39	21	12000	5.1	16	79	3.4	...	1
30...	74	34	34	34	17	9500	4.9	15	87	4.3
31...	59	26	26	26	14	12500	4.6	11	72	4.0	...	1
32...	98	36	35	35	...	1	1	22	10000	5.4	13	83	4.4	...	4
33...	73	31	31	31	22	11000	5.0	7	78	4.1	...	1
34...	140	66	62	62	...	4	4	31	9500	4.5	31	78	3.9	...	2
35...	76	34	31	31	...	3	3	20	10500	5.3	9	86	3.9
36...	95	46	44	34	10	2	1	...	1	22	11500	5.2	18	56	2.3	1	5
37...	84	33	31	31	...	2	2	21	11500	5.0	11	80	3.7	...	1
38...	94	35	30	30	...	5	5	19	9000	5.0	16	83	4.4
39...	*91	35	31	31	...	4	4	24	10500	4.8	6	78	3.8	...	3
40...	99	53	53	53	21	12000	4.7	24	75	3.1
41...	83	30	30	30	24	11000	5.3	5	76	3.6	...	1
42...	57	26	26	26	17	11500	5.8	8	73	3.4	...	1
43...	88	41	40	40	...	1	1	21	12500	5.2	17	88	3.4
44...	76	39	39	37	2	28	10000	5.1	7	77	3.3
45...	101	42	42	42	29	12000	4.8	10	83	3.7	...	2
46...	96	41	37	37	...	4	4	21	12000	5.4	18	71	3.4	...	1
47...	117	46	38	38	...	8	6	2	...	25	11500	5.0	13	72	3.7	...	5
48...	80	35	27	25	2	8	7	1	...	24	9500	5.2	11	51	3.6
49...	505	205	196	190	6	9	6	1	...	131	12000	5.1	66	89	4.0	...	10
50...	70	24	24	24	12	11000	4.3	12	81	3.9
51...	38	16	16	16	12	11000	5.7	2
52...	59	28	28	28	14	12500	4.6	11	86	3.9
53...	40	17	17	17	13	9000	4.9	2
54...	158	52	52	52	31	14000	5.6	20	86	3.8	...	3
57...	62	34	34	34	15	13000	4.5	13	83	3.8
58...	70	29	29	29	13	10500	4.9	15	96	4.2	...	1
60...	*115	37	37	37	20	13000	5.2	15	84	4.1	...	1
61...	173	56	48	48	...	8	8	23	11500	4.6	29	84	4.2	...	4
62...	45	12	12	12	12	12500	5.3	2
63...	35	13	13	13	10	11500	5.2	3
64...	42	16	16	16	11	12000	5.2	5	72	3.0
65...	14	10	7	7	...	3	3	2	3
66...	20	10	10	10	6	10500	5.0	3
67...	18	7	7	7	6	15000	5.3	1
68...	27	10	10	10	6	12000	4.8	2	1
69...	49	16	14	14	...	2	2	10	8500	5.1	4	2
70...	44	13	13	13	12	11500	5.7	1
71...	82	32	32	29	3	26	13500	5.3	2	2
72...	153	57	56	54	2	1	1	33	12500	4.6	20	79	4.1	...	4
73...	54	18	18	18	14	11500	5.4	3	3
74...	27	12	12	11	1	9	12500	5.6	2
78...	98	34	34	34	17	11500	4.8	17	90	4.6	...	2
79...	60	24	24	24	16	13500	5.0	7	73	3.7	...	1
80...	85	25	25	25	20	13000	5.1	4	2
81...	53	22	22	22	17	11500	4.6	3	1
83...	95	64	64	64	58	70	1.7	...	10
84...	7	4
89...	15	9	9	9	7	13500	4.7	1
91...	24	11	9	9	...	2	2	5	15500	4.2	4	1
92...	48	15	15	15	8	15000	4.8	7	108	4.7
93...	77	27	22	22	...	5	5	16	13500	4.4	9	94	3.8	...	3
94...	52	24	24	24	15	20000	4.5	9	121	4.0
95...	76	32	31	31	...	1	1	21	16000	4.4	9	83	3.3
96...	70	31	25	25	...	1	1	...	5	14	17500	3.9	11	92	3.8	...	2
97...	103	49	49	49	19	13000	4.4	24	86	3.9	...	2
98...	100	36	36	36	18	11500	4.8	16	96	4.6	...	3
99...	60	27	27	27	13	12000	4.9	11	78	4.5
100...	79	34	33	33	...	1	1	16	9500	4.3	15	90	3.7	1	...
101...	43	17	16	16	...	1	1	7	11500	5.6	10	71	3.4
102...	61	27	27	27	14	11500	4.3	11	93	3.8	...	1
103...	76	50	49	26	23	1	1	14	10500	4.4	24	72	2.3	...	2
104...	65	29	29	29	11	10500	4.7	16	81	4.3
105...	62	27	24	24	...	3	3	12	12500	4.3	14	76	3.4	...	1

Table 2.—CHARACTERISTICS OF HOUSING UNITS, BY BLOCKS: 1960—Con.

["Total population" contains no persons in group quarters unless preceded by asterisk; one asterisk (*) denotes less than 10 percent; two asterisks (**), 10 percent or more]

Blocks within census tracts	Total population	All housing units by condition and plumbing								Occupied housing units								
		Sound				Deteriorating				Dilapidated	Owner occupied			Renter occupied			Occupied by non-white	1.01 or more persons per room
		Total	Total	With all plumbing facilities	Lacking some or all facilities	Total	With all plumbing facilities	Lacking some or all facilities			Total	Average value (dollars)	Average number of rooms	Total	Average contract rent (dollars)	Average number of rooms		
								With flush toilet	No flush toilet									
106...	56	17	15	15	...	2	...	2	...	13	11500	4.8	4	2	
107...	52	20	19	19	...	1	1	18	13500	4.6	1	
108...	57	18	17	17	...	1	1	12	13000	4.7	6	90	4.2	...	2	
109...	46	17	17	17	12	14500	5.3	3	
110...	4	2	
114...	9	4	
116...	6	6	3	3	3	1	2	
117...	4	2	
122...	1	1	
124...	107	45	45	45	21	13000	5.0	24	79	4.3	
125...	165	50	28	27	1	6	4	2	...	16	21	10000	5.1	26	67	3.3	20	5
126...	46	18	18	18	8	...	4.1	9	139	4.1	
127...	64	33	33	33	11	...	4.2	18	85	3.9	
128...	98	42	42	42	15	...	4.2	23	86	4.0	...	1	
129...	141	86	86	86	12	11500	4.5	66	71	2.4	...	7	
130...	27	14	14	14	4	8	81	4.0	
131...	106	47	43	43	...	4	4	15	10500	4.3	27	77	4.0	...	5	
134...	14	5	5	5	4	
136...	67	31	24	23	1	7	7	19	11500	4.1	10	77	3.0	...	2	
137...	18	10	10	10	7	13500	4.0	3	
138...	6	4	
141...	1	1	
71.....	*4969	1900	1769	1692	77	116	99	16	1	15	844	11000	5.3	896	81	3.5	462	222
3...	74	35	31	31	...	4	4	10	9000	4.9	23	81	3.6	...	1	
4...	68	27	26	25	1	1	1	18	9000	5.0	9	68	3.6	...	1	
5...	**62	35	34	34	1	1	1	16	10500	4.4	14	208	4.1	
12...	21	9	9	9	6	12500	5.5	2	
17...	335	106	105	93	12	1	3	87	99	2.9	88	45	
18...	123	28	28	22	6	5	10500	5.4	21	82	3.6	26	15	
19...	16	6	6	6	3	2	2	1	
20...	29	11	11	10	1	4	7	61	3.9	...	1	
21...	68	24	24	21	3	12	8500	5.9	11	75	3.7	4	5	
22...	71	26	26	26	17	10500	5.2	8	77	3.6	...	2	
23...	28	14	14	14	13	12000	5.2	1	
24...	47	25	25	25	14	10500	4.6	9	80	4.6	
25...	76	34	34	34	8	13500	5.5	25	84	3.7	...	1	
26...	46	20	18	18	...	2	1	1	...	9	9500	4.6	11	138	4.4	
27...	25	12	11	11	...	1	1	8	9500	5.6	4	
28...	14	4	
29...	49	21	15	14	1	5	3	2	...	15	8000	5.0	5	65	3.6	
30...	55	20	17	17	...	3	3	7	9500	5.1	10	65	3.9	...	1	
31...	40	14	14	14	9	11000	5.2	5	85	3.8	...	1	
32...	14	5	5	5	3	2	1	
33...	45	21	8	6	2	5	5	7	7500	4.1	12	53	3.1	...	3	
34...	51	24	21	20	1	3	3	8	14500	6.0	12	62	3.5	...	3	
35...	3	4	
36...	33	16	16	16	12	11500	4.8	2	1	
37...	127	56	55	52	3	1	1	35	10500	4.8	16	71	3.9	...	1	
38...	121	55	45	45	...	10	10	20	10500	5.7	27	76	3.7	...	1	
39...	92	43	25	25	...	17	13	4	...	21	10500	5.0	19	61	4.0	...	2	
40...	47	16	15	15	...	1	1	11	10500	5.1	5	...	4.0	...	1	
41...	59	24	22	21	1	2	1	...	1	17	11000	4.9	7	67	3.7	
42...	79	32	30	30	...	2	2	13	10500	5.1	19	69	3.9	
43...	58	29	29	28	1	20	11500	4.7	8	83	3.8	
44...	42	19	19	19	12	10500	4.3	6	69	4.0	...	2	
45...	65	26	26	26	14	14000	5.3	12	81	4.3	
46...	55	24	24	24	17	10000	4.8	5	70	3.6	
47...	52	24	24	24	18	10000	5.1	4	1	
48...	64	24	24	24	13	12000	4.8	10	79	3.8	...	3	
49...	49	26	26	25	1	10	9000	5.0	15	64	3.4	...	1	
50...	106	32	32	28	4	20	8000	5.3	12	55	3.8	5	5	
51...	78	29	29	28	1	12	10500	5.1	9	72	3.7	11	3	
52...	*305	70	66	56	10	4	2	2	...	12	20000	6.5	55	105	3.4	67	30	
54...	33	19	19	19	9	11500	5.2	5	64	4.2	5	...	
55...	38	19	18	18	...	1	1	13	12000	5.8	2	1	
56...	30	15	14	14	...	1	1	11	12000	5.5	1	
57...	28	25	25	25	...	3	3	16	13500	5.3	8	90	4.4	
58...	82	23	23	23	19	14000	5.0	2	
59...	56	45	45	41	4	23	13500	5.4	18	77	3.6	
60...	*121	58	52	52	...	6	6	21	12000	5.6	30	81	3.3	6	1	
61...	58	23	22	22	...	1	1	14	12000	6.2	8	77	4.4	
62...	30	17	17	16	1	6	...	5.7	9	83	3.8	
63...	31	15	15	12	3	7	15000	5.9	7	...	3.1	
64...	32	14	14	14	5	...	6.0	8	66	3.1	...	2	
65...	31	12	11	11	...	1	1	8	15500	6.0	3	
66...	39	15	14	14	...	1	1	8	12000	4.9	5	...	4.2	1	2	
67...	53	21	19	19	...	2	2	11	12000	4.8	8	62	3.6	1	2	
68...	**29	10	6	4	2	4	8	13500	4.8	1	5	...	
70...	*360	89	80	71	9	9	2	7	...	12	12000	7.8	74	78	3.3	86	32	
71...	10	8	5	5	...	3	3	5	82	3.4	
72...	52	20	20	20	12	13500	5.7	8	66	3.6	8	...	
73...	49	15	13	11	2	2	2	10	11500	5.7	1	2	
74...	33	10	10	8	2	6	11500	6.3	1	5	2	
75...	20	10	9	9	...	1	1	4	5	64	4.2	1	...	
76...	72	18	16	16	...	2	2	9	15000	5.7	6	101	5.5	15	3	

Table 2.—CHARACTERISTICS OF HOUSING UNITS, BY BLOCKS: 1960—Con.

["Total population" contains no persons in group quarters unless preceded by asterisk (*) denotes less than 10 percent; two asterisks (**), 10 percent or more]

Blocks within census tracts	Total population	All housing units by condition and plumbing								Occupied housing units								
		Sound				Deteriorating				Dilapidated	Owner occupied			Renter occupied			Occupied by non-white	1.01 or more persons per room
		Total	With all plumbing facilities	Lacking some or all facilities	Total	With all plumbing facilities	Lacking some or all facilities	With flush toilet	No flush toilet		Total	Average value (dollars)	Average number of rooms	Total	Average contract rent (dollars)	Average number of rooms		
77...	17	7	7	7	6	15500	7.0	6	...	
78...	31	8	8	8	6	10000	7.0	8	...	
79...	125	32	32	29	3	2	29	71	3.3	31	13	
80...	195	77	77	77	1	68	69	2.9	69	18	
81...	9	5	3	3	3	
82...	26	14	13	12	1	1	1	11	12500	5.4	1	
83...	4	2	2	
84...	14	5	5	5	3	
85...	18	14	8	8	...	6	6	12	81	3.3	
88...	44	14	14	12	2	7	8500	5.9	6	77	4.0	...	1	
89...	102	46	46	46	31	10500	4.8	12	82	4.0	...	1	
90...	48	20	18	18	...	2	2	17	9000	5.1	3	1	
91...	92	28	22	22	...	6	6	20	9000	5.1	8	143	3.9	...	6	
92...	88	38	36	36	...	2	2	20	9500	5.2	18	54	3.6	...	1	
94...	10	4	1	
95...	12	5	5	5	3	
97...	26	7	7	7	5	12500	5.8	1	4	1	
72.....	*4963	1361	1095	812	283	185	65	120	...	81	287	9000	5.8	1004	70	3.5	1219	392
1...	12	3	2	5	4	8	63	3.8	12	2
2...	**51	14	7	3	4	7	3	1	1	32	69	3.6	33	10
3...	124	33	30	14	16	3	2	3	36	68	3.7	39	11
4...	136	39	28	11	17	11	...	11	2	27	67	3.6	29	9
5...	*126	29	16	12	4	13	6	7	3	41	67	3.5	43	14
6...	*189	44	24	18	6	20	10	10	2	30	66	3.3	35	16
7...	129	37	25	21	4	11	7	10	...	1	5	5500	6.4	30	73	4.0	29	4
8...	**129	30	26	17	9	4	2	2	12	7500	6.0	17	73	4.0	25	4
9...	**94	22	22	12	10	14	10500	6.0	8	76	4.0	22	...	
10...	*157	39	20	13	7	19	7	12	16	6500	6.1	22	59	3.9	38	10
11...	105	64	46	8	38	15	3	12	...	3	5	...	6.8	50	51	1.8	55	11
12...	93	26	23	16	7	3	2	1	6	5500	6.7	18	62	3.2	24	9
13...	**152	39	36	33	3	3	...	3	22	9500	5.1	16	73	3.6	18	6
16...	*412	122	118	108	10	4	1	3	6	10000	4.3	108	70	3.1	114	46
17...	*354	87	75	63	12	8	5	3	4	83	70	3.2	83	44
18...	*172	60	33	24	9	6	3	3	...	21	6	10500	6.0	44	62	3.1	50	17
19...	**57	14	2	...	2	1	1	1	...	10	5	7500	5.2	8	61	3.6	13	3
23...	97	28	11	11	...	1	1	11	13000	6.0	17	54	3.5	28	7	
24...	**82	21	20	13	7	5	4000	5.8	14	80	4.1	19	2	
25...	*153	42	42	35	7	10	7500	4.7	31	68	4.0	41	11	
29...	**200	49	49	28	21	9	4000	5.9	37	59	3.5	46	14	
30...	*105	26	26	8	18	8	4500	5.9	17	48	3.1	25	7	
31...	224	62	35	16	19	29	2	27	...	18	14	17500	6.4	54	52	2.9	67	23
32...	*305	87	57	54	3	9	5	4	...	1	14	10000	5.7	53	74	4.4	54	20
33...	**55	16	16	9	7	9	9000	5.4	7	55	3.7	16	2	
34...	58	17	17	9	8	7	8500	6.0	9	54	3.8	16	3	
35...	25	8	8	7	1	4	3	7	1	
36...	*63	18	18	11	7	9	4500	5.6	9	58	3.3	18	3	
37...	27	8	5	4	1	2	1	7	54	3.6	5	2	
38...	10	3
39...	32	22	22	4	17	91	2.7	
40...	21	6	3	3	...	3	1	5	65	3.8	3	1	
41...	*901	215	207	179	28	7	4	3	...	1	57	8500	5.9	156	83	4.1	213	74
42...	*113	31	23	23	...	4	3	1	...	4	14	13000	4.9	15	74	3.9	19	8
73.....	3081	1327	1298	1294	4	26	26	3	982	24000	6.2	230	119	4.2	2	13
2...	41	31	31	31	4	17	114	3.6
3...	36	19	19	17	2	7	32000	6.7	9	...	4.7	
4...	15	8	8	8	4	3	
5...	14	8	8	8	2	5	64	3.6	
6...	8	3	
7...	32	18	18	18	11	14000	5.4	5	...	4.8	
8...	72	27	22	22	...	5	5	17	19000	6.1	8	87	3.9	...	1	
9...	30	11	11	11	9	19000	5.6	1	
10...	5	2	
11...	33	13	13	13	11	16000	5.3	2	
12...	23	9	9	9	8	21000	5.4	1	
13...	22	8	8	8	8	19500	5.3	
14...	21	9	9	9	7	29000	5.6	1	
15...	187	80	77	76	1	2	2	64	18000	5.6	12	90	4.6	...	1	
16...	24	13	12	12	...	1	1	7	20000	4.9	6	98	4.0	...	1	
17...	11	10	10	10	4	5	
18...	10	7	7	7	2	5	...	4.6	
20...	82	42	41	41	...	1	1	25	35000	7.2	5	...	5.2	
21...	30	14	14	13	1	6	22000	6.7	6	...	5.0	
22...	59	27	25	25	...	2	2	15	24000	5.2	8	80	2.9	...	1	
23...	26	11	11	11	11	25000	5.8	
24...	14	7	7	7	6	24000	5.0	1	
25...	32	9	9	9	6	22000	6.0	2	
26...	17	6	6	6	6	24000	6.2	
27...	25	14	13	13	...	1	1	9	27000	5.6	3	
28...	15	8	8	8	6	29000	7.5	1	
29...	34	12	12	12	10	21000	5.6	2	
30...	23	11	11	11	10	28000	6.3	
31...	9	4	
32...	17	9	9	9	5	...	4.2	3	
33...	31	19	19	19	13	24000	5.8	5	75	3.4	

City Block Characteristics

Table 2.—CHARACTERISTICS OF HOUSING UNITS, BY BLOCKS: 1960—Con.

["Total population" contains no persons in group quarters unless preceded by asterisk (*); one asterisk (*) denotes less than 10 percent; two asterisks (**), 10 percent or more]

Blocks within census tracts	Total population	All housing units by condition and plumbing									Occupied housing units							
		Total	Sound			Deteriorating			Dilapidated	Owner occupied			Renter occupied			Occupied by non-white	1.01 or more persons per room	
			Total	With all plumbing facilities	Lacking some or all facilities	Total	With all plumbing facilities	Lacking some or all facilities		Total	Average value (dollars)	Average number of rooms	Total	Average contract rent (dollars)	Average number of rooms			
								With flush toilet										No flush toilet
34...	20	12	12	12	8	28000	7.1	3	
35...	3	1	
36...	20	11	11	11	6	25000	6.7	4	
37...	49	24	24	24	10	17500	5.7	8	135	3.3	1	1	
38...	91	33	32	32	...	1	1	25	28000	6.6	8	122	4.5	
39...	53	22	22	22	16	34000	7.6	4	
40...	36	15	15	15	13	24000	5.8	2	
41...	47	17	17	17	12	24000	6.0	5	...	5.6	
42...	26	15	15	15	10	18000	5.3	4	
43...	19	9	9	9	8	26000	6.5	1	
44...	18	11	11	11	7	20000	6.4	2	
46...	23	9	9	9	8	39000	7.8	
48...	52	22	22	22	18	34000	7.2	2	
51...	14	6	6	6	6	23000	6.7	
52...	11	5	5	5	4	
53...	20	9	9	9	7	27000	6.0	2	
54...	38	20	20	20	16	20000	6.1	2	1	
55...	42	21	21	21	18	21000	5.6	
56...	30	10	10	10	8	19000	6.1	2	1	
57...	50	16	16	16	13	20000	5.8	3	2	
58...	122	50	46	46	...	4	4	39	29000	6.9	8	128	3.8	...	1	
59...	...	2	
60...	32	17	17	17	11	22000	6.4	3	
61...	47	16	16	16	13	31000	7.4	2	
62...	49	25	24	24	...	1	1	19	30000	6.3	3	
63...	36	15	15	15	15	18000	5.5	
64...	48	21	21	21	20	17000	5.8	
65...	47	20	20	20	16	24000	5.9	1	
69...	30	12	12	12	10	24000	5.7	2	
70...	18	9	9	9	6	25000	6.0	2	
71...	4	1	
75...	41	19	18	18	...	1	1	17	22000	6.2	1	
76...	24	12	11	11	...	1	1	11	19500	6.3	1	
77...	41	16	16	16	16	17500	6.1	
80...	48	21	21	21	15	28000	7.0	5	...	4.2	
81...	63	19	19	19	16	41000	8.1	1	
83...	90	32	32	32	30	30000	5.7	1	
84...	22	7	7	7	6	30000	6.8	
85...	84	27	27	27	26	18500	6.2	
86...	13	5	5	5	4	
87...	74	25	25	25	17	25000	6.5	6	157	5.8	
88...	67	36	30	30	...	5	5	...	1	22	24000	7.0	7	84	4.3	
89...	54	23	23	23	13	22000	6.0	9	120	4.7	
90...	18	8	8	8	5	42000	8.4	2	
91...	72	20	20	20	19	40000	7.7	1	
92...	70	29	27	27	...	1	1	...	1	24	20000	5.5	4	
93...	207	83	83	83	76	18000	5.6	4	2	

U.S. CENSUS OF HOUSING: 1960

Series HC(3)-112

CITY BLOCKS

Miami Beach, Fla.

Prepared under the supervision of
WAYNE F. DAUGHERTY, Chief
Housing Division



U.S. DEPARTMENT OF COMMERCE
Luther H. Hodges, Secretary
BUREAU OF THE CENSUS

Richard M. Scammon, Director (From May 1, 1961)
Robert W. Burgess, Director (To March 3, 1961)





BUREAU OF THE CENSUS

RICHARD M. SCAMMON, *Director* (From May 1, 1961)

ROBERT W. BURGESS, *Director* (To March 3, 1961)

A. ROSS ECKLER, *Deputy Director*
HOWARD C. GRIEVES, *Assistant Director*
CONRAD TAEUBER, *Assistant Director*
MORRIS H. HANSEN, *Assistant Director for Statistical Standards*
CHARLES B. LAWRENCE, JR., *Assistant Director for Operations*
WALTER L. KEHRES, *Assistant Director for Administration*
CALVERT L. DEDRICK, *Chief, International Statistical Programs Office*
A. W. VON STRUVE, *Acting Public Information Officer*

Housing Division—

WAYNE F. DAUGHERTY, *Chief*
DANIEL B. RATHBUN, *Assistant Chief*
BEULAH WASHBAUGH, *Special Assistant*
MILTON D. LIEBERMAN, *Chief, Coordination and Research*

Decennial Operations Division—GLEN S. TAYLOR, *Chief*
Electronic Systems Division—ROBERT F. DRURY, *Chief*
Field Division—JEFFERSON D. McPIKE, *Chief*
Geography Division—WILLIAM T. FAX, *Chief*
Population Division—HOWARD G. BRUNSMAN, *Chief*
Statistical Methods Division—JOSEPH STEINBERG, *Chief*

Library of Congress Card Number: A61-9347

SUGGESTED CITATION

U.S. Bureau of the Census. *U.S. Census of Housing: 1960. Vol. III, City Blocks.*
Series HC(3), No. 112.

U.S. Government Printing Office, Washington, D.C., 1961.

For sale by the Superintendent of Documents, U.S. Government Printing Office, Washington 25, D.C.
or any of the Field Offices of the Department of Commerce — Price 25 cents.

Table 1.—CHARACTERISTICS OF HOUSING UNITS, FOR THE CITY: 1960

Subject	Number	Percent	Subject	Number	Percent
All housing units	38,608	100.0	Occupied housing units—Con.		
CONDITION AND PLUMBING			COLOR		
Sound	37,850	98.0	White	29,635	99.8
With all plumbing facilities	36,800	95.3	Nonwhite	49	0.2
Lacking some or all facilities	1,050	2.7	PERSONS PER ROOM		
Deteriorating	626	1.6	1.00 or less	27,166	91.5
With all plumbing facilities	508	1.3	1.01 or more	2,518	8.5
Lacking some or all facilities	118	0.3	AVERAGE NUMBER OF ROOMS		
With flush toilet	89	0.2	Owner occupied	6.2	...
No flush toilet	29	0.1	Renter occupied	2.5	...
Dilapidated	132	0.3	VALUE AND RENT		
Occupied housing units	29,684	100.0	Average value	32,900	...
TENURE			Average contract rent	116	...
Owner occupied	6,321	21.3			
Renter occupied	23,363	78.7			

NOTE.—On the map for Miami Beach approximately 770 blocks are identified.

Table 2.—CHARACTERISTICS OF HOUSING UNITS, BY BLOCKS: 1960

["Total population" contains no persons in group quarters unless preceded by asterisk: one asterisk (*) denotes less than 10 percent; two asterisks (**), 10 percent or more]

Blocks within census tracts	Total population	All housing units by condition and plumbing									Occupied housing units						
		Total	Sound			Deteriorating			Dilapidated	Owner occupied			Renter occupied			Occupied by non-white	1.01 or more persons per room
			Total	With all plumbing facilities	Lacking some or all facilities	Total	With all plumbing facilities	Lacking some or all facilities		Total	Average value (dollars)	Average number of rooms	Total	Average contract rent (dollars)	Average number of rooms		
39-A	7400	4030	4014	3990	24	16	16	918	29000	5.4	1925	121	3.3	3	156
4	26	22	22	22	15	127	2.8	...	1
5	61	84	84	84	2	29	174	2.9
6	489	167	167	167	134	31000	5.7	23	137	4.6
7	302	96	96	96	60	15000	5.9	34	137	5.1
8	109	86	86	86	2	49	138	3.1	...	4
9	43	43	43	43	1	20	129	3.1	...	1
10	14	8	8	8	1	6	88	2.5	...	1
11	8	5	5	5	3	1
12	7	4
13	11	5	5	5	1	2	1	...
14	14	6	6	6	3	2
15	2
16	2	3
17	2	2
18	12	5	5	5	2	1
19	58	35	35	35	1	26	117	3.3	...	2
20	62	38	38	38	6	...	4.5	24	133	3.4
21	135	156	155	155	...	1	1	9	...	2.9	50	132	3.4
22	129	124	124	124	4	56	119	3.0	...	2
23	182	185	185	185	13	...	3.0	84	117	2.5	...	8
24	172	84	84	84	16	...	4.2	50	113	3.2	...	7
25	364	135	135	135	15	22000	4.3	105	115	3.6	...	10
26	1
27	286	151	151	151	21	...	3.5	85	102	3.3	...	12
28	371	140	140	140	29	20000	4.7	102	113	4.2	...	3
29	350	123	123	123	31	17000	4.5	83	112	4.0	...	6
30	5	47	47	47	1	3
31	4	24	24	24	3
32	94	115	107	107	...	8	8	13	...	3.2	34	109	2.5	...	4
33	55	41	41	41	3	31	95	2.3	...	1
34	9	10	10	10	4	1
35	...	2
36	11	3
37	5	2
38	2	4
40	3	3
41	9	2
42	40	21	20	20	...	1	1	6	23000	5.7	11	129	3.6
43	36	27	27	27	7	22000	4.0	9	124	3.4	...	1
44	70	57	57	57	6	...	3.8	29	114	3.1	...	1
45	146	110	109	109	...	1	1	10	...	3.6	75	103	2.7	...	1
46	72	52	52	52	11	...	4.3	18	141	3.4
47	54	44	43	43	...	1	1	6	...	3.2	19	147	2.5	...	3
49	92	67	67	67	11	...	4.1	41	122	2.9
51	241	162	162	162	4	86	142	2.8	...	26
52	292	141	141	141	21	11000	4.1	98	138	3.6	...	6
53	304	125	125	125	25	12500	4.7	82	117	4.2	...	4
54	169	60	60	59	1	18	20000	5.6	32	121	4.8	...	1
55	92	28	28	28	24	29000	6.7	1
56	50	12	12	12	11	30000	6.5	1	1
57	98	35	35	35	29	40000	6.8

City Block Characteristics

Table 2.—CHARACTERISTICS OF HOUSING UNITS, BY BLOCKS: 1960—Con.

["Total population" contains no persons in group quarters unless preceded by asterisk; one asterisk (*) denotes less than 10 percent; two asterisks (**), 10 percent or more]

Blocks within census tracts	Total population	All housing units by condition and plumbing								Occupied housing units								
		Total	Sound			Deteriorating			Dilapidated	Owner occupied			Renter occupied			Occupied by non-white	1.01 or more persons per room	
			Total	With all plumbing facilities	Lacking some or all facilities	Total	With all plumbing facilities	Lacking some or all facilities		Total	Average value (dollars)	Average number of rooms	Total	Average contract (dollars)	Average number of rooms			
58...	44	10	10	10	9	29000	6.7	1	
59...	40	10	10	10	9	27000	6.3	1	
60...	59	22	22	22	16	41000	6.9	1	
61...	24	8	8	8	7	42000	6.6	
62...	4	
63...	83	30	30	30	22	32000	6.2	4	1	
64...	114	33	33	33	28	35000	7.0	2	
65...	171	65	65	65	13	...	5.2	43	124	4.2	...	2	
67...	35	16	16	16	13	33000	6.4	
68...	106	34	34	34	31	33000	6.1	1	
69...	85	28	28	28	23	33000	6.3	1	
70...	93	22	22	22	22	40000	7.5	
71...	71	25	25	25	20	40000	6.6	1	
72...	32	11	11	11	11	24000	5.9	
73...	31	12	12	12	7	28000	5.9	2	
74...	27	10	10	10	10	27000	5.5	
75...	190	97	97	97	4	65	112	2.9	...	16	
76...	31	31	31	31	9	111	3.0	...	4	
77...	67	27	27	27	11	20000	4.5	14	141	3.7	...	2	
78...	119	56	56	56	11	...	4.0	38	120	3.3	...	2	
79...	167	69	69	69	9	24000	4.4	57	125	3.4	...	2	
80...	59	31	31	31	11	26000	4.8	16	119	3.1	
81...	121	91	90	69	21	1	1	10	...	3.8	42	111	3.0	...	3	
82...	105	85	84	83	1	1	1	6	...	2.8	50	99	2.2	...	7	
83...	84	58	58	58	5	...	3.0	40	104	2.5	...	2	
84...	88	80	80	80	5	...	3.4	44	116	2.5	...	1	
85...	40	43	43	43	5	...	3.8	19	112	2.8	
86...	77	79	79	79	4	34	117	2.8	...	3	
87...	6	3	
88...	11	5	5	5	3	1	
89...	9	7	7	7	4	
90...	4	3	
91...	5	5	5	5	3	1	
92...	5	2	
93...	4	3	
95...	16	10	10	10	1	9	109	1.4	...	2	
96...	2	
98...	6	3	
39-B...	*14223	8310	8285	8229	56	22	21	1	...	3	1784	33000	6.6	4317	141	3.0	13	283
1...	64	60	60	60	1	38	90	2.3	...	1	
2...	52	79	79	79	4	29	131	2.0	...	1	
3...	20	50	47	47	...	3	3	9	128	2.8	...	1	
4...	92	79	79	79	2	50	101	2.7	...	3	
5...	76	49	49	49	4	34	114	2.7	...	1	
6...	55	26	26	26	22	120	3.7	...	1	
7...	60	50	50	45	5	31	109	2.9	...	2	
8...	131	73	73	72	1	4	54	111	2.6	...	7	
9...	77	52	52	52	3	33	124	3.0	
10...	54	36	36	36	1	22	115	2.9	...	3	
11...	127	53	53	52	1	1	50	116	2.7	...	7	
13...	41	21	21	21	16	39000	6.0	
14...	53	17	16	16	...	1	1	16	41000	6.8	
15...	50	19	19	19	17	41000	6.4	
16...	36	11	11	11	10	42000	6.4	1	
17...	47	17	17	17	16	31000	6.3	
18...	129	41	41	41	37	32000	6.6	1	
19...	119	35	35	35	30	35000	6.9	2	
20...	167	54	54	54	41	34000	6.4	8	176	4.6	...	1	
21...	207	116	116	116	10	...	4.4	86	139	3.7	
24...	180	83	83	83	7	28000	4.0	64	155	3.8	...	1	
25...	36	15	15	15	12	28000	5.3	1	
26...	75	27	27	27	26	28000	5.7	
27...	34	11	11	11	9	29000	6.4	1	
28...	23	8	8	8	8	34000	6.9	
29...	10	4	
30...	34	10	10	10	10	39000	6.3	
31...	8	5	5	5	3	
32...	31	10	10	10	10	40000	6.8	
33...	59	25	25	25	22	38000	6.4	
34...	49	17	17	17	16	39000	6.4	
35...	255	158	158	158	3	121	174	3.4	...	1	
36...	225	119	119	119	76	162	3.3	...	15	
38...	472	203	203	203	68	23000	5.5	111	158	3.4	...	8	
40...	138	68	68	68	62	128	3.6	
41...	96	46	46	46	4	38	123	3.2	...	3	
42...	209	121	121	121	10	35000	3.3	99	144	2.6	...	5	
43...	238	148	148	147	1	6	42000	4.2	104	159	2.8	...	9	
44...	257	238	238	238	8	...	3.1	141	116	2.4	...	2	
45...	143	120	120	120	4	71	137	2.8	
46...	50	54	54	54	29	102	2.4	...	4	
47...	69	69	68	68	39	112	2.4	...	3	
49...	12	34	34	33	1	1	6	94	2.7	
50...	7	30	30	30	6	40	1.0	...	1	
51...	25	28	28	28	1	10	112	3.3	...	1	
53...	34	75	75	75	1	18	91	2.1	...	2	
54...	52	30	29	29	...	1	25	130	3.5	...	2	

Table 2.—CHARACTERISTICS OF HOUSING UNITS, BY BLOCKS: 1960—Con.

["Total population" contains no persons in group quarters unless preceded by asterisk; one asterisk (*) denotes less than 10 percent; two asterisks (**), 10 percent or more]

Blocks within census tracts	Total population	All housing units by condition and plumbing									Occupied housing units							
		Total	Sound			Deteriorating			Dilapidated	Owner occupied			Renter occupied			Occupied by non-white	1.01 or more persons per room	
			Total	With all plumbing facilities	Lacking some or all facilities	Total	With all plumbing facilities	Lacking some or all facilities		Total	Average value (dollars)	Average number of rooms	Total	Average contract rent (dollars)	Average number of rooms			
55...	37	29	29	29	1	20	90	2.5
56...	34	24	24	24	18	166	2.9	...	2
57...	118	80	80	80	1	63	126	3.5
58...	498	261	261	261	8	39000	4.1	219	149	3.8	...	4
59...	57	24	24	24	23	29000	6.7
60...	86	42	42	42	2	33	157	4.2	...	2
61...	233	152	152	151	1	12	...	3.6	108	147	3.2
62...	32	16	16	16	5	...	4.6	14	129	4.3
63...	146	99	99	98	1	2	17000	4.6	68	177	3.2	...	3
64...	161	88	88	88	13	29000	3.8	57	119	3.1	...	5
65...	120	72	72	71	1	12	25000	5.4	36	171	3.6	...	3
66...	143	60	60	60	1	52	124	3.9	...	3
67...	135	84	84	84	10	13000	4.9	48	112	3.6	...	3
68...	195	93	93	93	11	11500	3.5	71	122	3.7	...	1
69...	116	53	53	53	4	41	124	4.0
70...	34	12	11	11	...	1	9	25000	6.2	2
71...	58	19	19	19	11	24000	6.1	6	175	4.0	...	1
72...	110	38	38	38	33	23000	6.2	1
73...	343	198	198	198	20	38000	3.9	142	116	3.3	...	3
74...	56	41	41	41	36	78	2.1	...	1
75...	5	28	28	28	5	...	1.6
76...	15	11	11	11	1	7	80	2.7	...	1
77...	106	35	35	35	24	25000	6.2	8	189	5.6	...	2
78...	75	25	25	25	24	19000	5.3	1
79...	112	50	50	48	2	7	...	3.4	33	135	3.4	...	5
80...	24	51	51	51	2	10	91	2.1
81...	35	68	68	68	1	21	113	1.0	...	12
82...	84	32	32	32	27	23000	6.0	3	1
83...	93	32	32	32	26	21000	6.0	3
84...	76	35	35	35	26	22000	5.6	5	...	4.4
85...	208	132	132	132	12	23000	5.1	90	118	3.1	...	1
86...	81	67	67	67	5	...	3.8	46	96	2.5	...	1
87...	152	78	78	78	3	70	111	3.2	...	2
88...	225	167	167	167	5	...	3.8	99	130	3.4	...	3
89...	62	28	28	28	21	24000	6.0	3
90...	53	24	24	24	19	23000	6.1
91...	105	38	37	37	...	1	28	22000	6.2	5	167	4.9
92...	95	35	35	35	30	30000	6.5	3
93...	235	152	152	148	4	2	114	165	3.2	...	3
94...	93	61	61	61	1	43	226	3.4	...	2
95...	44	15	15	15	10	34000	6.5	1	1
96...	50	18	18	18	17	40000	6.6
97...	19	8	8	8	7	40000	6.0
98...	24	7	7	7	7	42000	7.7
99...	266	274	274	273	1	4	132	209	3.2	...	3
100...	80	48	48	48	46	137	2.9
101...	59	85	85	85	35	116	2.6	...	5
102...	11	20	19	10	9	1	1	6	...	4.2	...	7
103...	229	175	174	174	...	1	4	117	108	2.7	...	1
104...	19	23	23	23	3	10	99	1.8	...	7
105...	96	92	92	92	5	...	4.4	49	119	2.5	...	2
106...	28	33	33	33	14	122	3.0	...	2
107...	46	35	35	35	1	26	150	2.3	...	4
108...	85	135	133	127	6	2	48	130	2.5	1	...
109...	316	272	268	267	1	4	4	17	42000	3.4	161	139	2.6	...	6
110...	210	127	125	125	...	2	2	3	105	126	2.4	...	16
111...	53	80	80	78	2	2	33	253	2.1	...	3
112...	63	29	28	28	...	1	1	5	28000	5.4	24	221	2.5	...	1
113...	111	43	43	42	1	33	40000	8.3	2	2
114...	71	33	33	33	20	42000	9.1	1	1
115...	28	5	5	5	4	2
116...	23	10	10	10	8	42000	8.9
117...	25	11	11	11	8	42000	8.9
118...	26	11	11	11	8	42000	9.8	1
119...	11	6	6	6	4
120...	7	4
121...	75	29	28	28	...	1	1	18	42000	8.3	1	1	...
122...	28	13	13	13	8	...	8.6
123...	14	4
124...	32	12	12	12	10	38000	8.6	1
125...	17	10	10	10	6	30000	6.8
126...	200	173	173	159	14	26	42000	2.5	106	165	1.4	1	32
127...	6	4
128...	172	104	104	104	11	42000	9.5	84	212	1.6	1	18
129...	165	126	126	126	5	...	2.8	109	113	1.7	...	8
130...	121	68	68	68	15	42000	8.2	43	131	2.0	...	10
131...	**80
132...	25	11	11	11	8	42000	7.8
133...	40	18	18	18	16	39000	7.2
134...	38	17	17	17	12	37000	7.2	2
135...	67	19	19	18	1	19	38000	7.7
136...	31	11	10	10	...	1	1	8	42000	8.1
137...	54	19	17	17	...	2	2	13	42000	7.2	2	1	...
138...	72	29	29	29	15	42000	9.6	5	...	3.0	1	...
139...	52	19	19	19	15	39000	7.2
140...	37	13	13	13	11	42000	7.2
141...	41	17	17	17	12	41000	7.8	2

City Block Characteristics

Table 2.—CHARACTERISTICS OF HOUSING UNITS, BY BLOCKS: 1960—Con.

["Total population" contains no persons in group quarters unless preceded by asterisk: one asterisk (*) denotes less than 10 percent; two asterisks (**), 10 percent or more]

Blocks within census tracts	Total population	All housing units by condition and plumbing								Occupied housing units							
		Total	Sound			Deteriorating			Dilapidated	Owner occupied			Renter occupied			1.01 or more persons per room	
			Total	With all plumbing facilities	Lacking some or all facilities	Total	With all plumbing facilities	Lacking some or all facilities		Total	Average value (dollars)	Average number of rooms	Total	Average contract (dollars)	Average number of rooms		Occupied by non-white
142...	112	41	41	41	27	42000	8.7	2	1	...
143...	46	16	16	16	13	39000	7.6
144...	53	22	22	22	15	41000	7.5
145...	29	13	13	13	8	39000	8.6
146...	56	17	17	17	12	39000	7.4	2
147...	58	22	22	22	14	27000	6.6	5	99	3.8
148...	53	16	16	16	15	32000	7.6
150...	33	13	13	13	9	33000	7.2	2
151...	30	14	13	13	...	1	1	9	42000	7.6
152...	57	21	21	20	1	15	42000	9.7
153...	66	24	24	24	20	32000	6.9
154...	62	24	24	23	1	19	31000	6.6
155...	77	29	29	29	24	30000	6.4
156...	36	13	13	13	11	28000	7.1	1
157...	38	13	13	13	12	23000	6.1	1	1
158...	56	20	20	20	14	28000	7.0	4
159...	24	9	9	9	9	37000	7.4
160...	24	11	11	11	9	34000	6.7
161...	26	11	11	11	10	34000	8.0
162...	10	3
163...	9	3
164...	16	6	6	6	6	42000	8.3
165...	18	8	8	8	7	38000	7.7
166...	18	6	6	6	6	39000	7.3
167...	23	7	7	7	7	42000	7.0
168...	6	2
169...	5	2
170...	14	6	6	6	6	42000	8.0
171...	18	6	6	6	6	40000	7.8
172...	9	6	6	6	3
173...	6	5	5	5	3
174...	17	5	5	5	3	1
175...	8	6	6	6	4
176...	18	8	8	8	5	39000	7.8
177...	20	7	7	7	6	39000	7.3
178...	16	7	7	7	5	35000	7.6	1
179...	40	13	13	13	12	34000	8.4
180...	13	5	5	5	4
181...	26	11	11	11	8	31000	8.4
182...	28	14	14	14	9	28000	8.8	1
183...	39	19	18	18	...	1	1	8	39000	8.9	6	...	3.5	1	...
184...	64	21	21	21	14	36000	7.9	1	2	...
185...	54	20	20	20	14	34000	7.4	4	1	1
186...	47	25	25	25	15	37000	7.4	3
187...	32	12	12	12	8	39000	8.9	2
188...	44	17	17	17	13	34000	8.2	1	...
189...	18	8	8	8	5	35000	9.4	1
190...	96	32	32	32	24	42000	9.4	3	1	1
191...	64	28	28	27	1	18	42000	9.3	1	1	...
40.....	*5290	2331	2301	2283	18	27	27	...	3	989	32000	7.2	953	156	3.2	8	82
1...	66	42	41	41	...	1	1	15	42000	10.0	4	2	...
2...	281	155	153	153	2	17	42000	8.3	96	173	3.4	...	10
3...	*189	99	99	99	1	80	168	3.7	1	2
4...	12	4
5...	**105	38	38	37	1	19	42000	9.8	10	...	5.9	3	1
6...	68	28	28	28	20	30000	7.4
7...	57	20	20	20	16	28000	6.8	2
8...	60	20	20	20	17	28000	7.3	3
9...	44	13	13	13	12	27000	6.7	1
10...	78	28	28	26	2	24	28000	7.8	3
11...	74	30	30	30	23	33000	7.8	3
12...	10	4
13...	78	44	44	44
14...	88	23	22	22	...	1	1	17	32000	6.5	13	118	2.8	1	2
15...	115	31	31	31	20	38000	8.4	2
16...	111	32	32	32	30	36000	7.2	1
17...	143	37	36	36	29	38000	7.3	2
18...	57	17	17	17	...	1	1	34	38000	7.4	1
19...	117	40	40	39	1	16	28000	6.8	1
20...	131	54	53	51	2	1	1	35	38000	9.0	1
21...	30	10	10	10	24	40000	7.4	27	203	4.4
22...	26	8	8	8	8	26000	8.0	1
23...	29	14	14	14	8	28000	7.8
24...	39	16	15	15	9	29000	7.6	1
25...	76	32	32	32	...	1	1	14	28000	6.6	1
26...	80	30	30	30	24	27000	6.7
27...	88	45	32	32	...	13	13	14	26000	7.0	10	135	3.9
28...	48	24	24	24	12	27000	7.3	23	164	3.8	...	2
29...	54	22	22	22	21	26000	6.5
30...	56	23	23	23	19	33000	6.7	1
31...	56	22	22	22	13	33000	8.5	2	1
32...	102	104	104	95	9	2	69	137	1.5	...	11
34...	61	54	53	53	...	1	1	2	39	117	1.5	...	8
35...	21	20	20	20	1	19	148	1.0
36...	45	33	33	33	33	279	1.2	...	8
37...	107	85	84	84	...	1	1	2	61	173	2.2	...	6

Table 2.—CHARACTERISTICS OF HOUSING UNITS, BY BLOCKS: 1960—Con.

["Total population" contains no persons in group quarters unless preceded by asterisk; one asterisk (*) denotes less than 10 percent; two asterisks (**), 10 percent or more]

Blocks within census tracts	Total population	All housing units by condition and plumbing									Occupied housing units							
		Total	Sound			Deteriorating			Dilapidated	Owner occupied			Renter occupied			Occupied by non-white	1.01 or more persons per room	
			Total	With all plumbing facilities	Lacking some or all facilities	Total	With all plumbing facilities	Lacking some or all facilities		Total	Average value (dollars)	Average number of rooms	Total	Average contract rent (dollars)	Average number of rooms			
							With flush toilet	No flush toilet										
38...	109	54	54	54	5	...	4.0	44	141	3.8	...	1
39...	121	55	52	52	...	3	3	22	27000	5.8	26	138	3.5	...	3
40...	74	25	25	25	13	26000	5.9	10	128	4.3	...	2
41...	41	11	11	11	10	30000	7.0	1
42...	80	27	26	26	1	22	27000	6.7	4
43...	14	6	6	6	6	23000	6.5
44...	53	18	18	18	16	25000	6.6	1
45...	34	16	16	16	1	14	83	2.8	...	4
46...	2	1
48...	18	12	12	12	12	52	4.0
49...	38	8	8	8	8	40000	7.5	1
50...	31	10	10	10	7	38000	8.3	2
51...	37	11	11	11	10	31000	6.9
52...	26	8	8	8	8	29000	6.5
54...	53	24	24	24	2	19	160	3.8
55...	37	31	31	31	19	156	2.5	1	1
56...	25	7	7	7	6	36000	7.8
57...	85	22	22	22	20	35000	7.6	1
58...	134	41	41	41	35	36000	8.1	1
59...	73	26	26	23	3	23	35000	6.9
60...	51	19	19	19	16	38000	7.1	1
62...	67	22	18	18	...	4	4	16	30000	7.4	2	2
63...	...	1
64...	**63	2
65...	38	18	18	18	2	16	160	3.3	...	1
66...	109	58	58	58	8	24000	3.8	45	196	3.3	...	1
67...	102	53	53	53	12	34000	4.0	34	141	3.7	...	2
68...	**19	1
70...	26	15	15	15	8	30000	6.4	4	1
71...	68	24	24	24	6	25000	6.8	14	128	5.2
72...	15	7	7	7	7	29000	7.3
73...	171	108	108	108	11	37000	6.7	75	116	3.0	...	2
74...	97	37	37	37	24	39000	7.4	7	294	2.0	...	1
75...	19	8	8	8	1	7	151	3.1
76...	78	52	52	52	2	40	102	2.8	...	4
77...	31	27	27	27	3	15	122	2.5	...	1
78...	2	1
79...	32	11	11	11	8	27000	7.4	1
80...	48	25	25	25	17	25000	6.5	3
81...	67	23	23	23	20	30000	6.8	2
82...	67	17	17	17	11	30000	7.1	5	287	6.4
83...	65	26	26	26	16	34000	6.4	6	...	3.0
84...	60	19	19	19	15	31000	7.7	3
85...	51	22	22	22	16	25000	6.8	3
86...	57	23	23	23	12	35000	8.0	5	...	2.4
41-A...	*4909	2960	2880	2642	238	63	63	17	689	34000	7.7	1638	127	2.0	7	259
1...	5	3
2...	20	64	64	59	5	3	9	103	1.3	...	1
3...	167	113	113	113	24	40000	9.3	54	262	1.5	...	15
4...	83	23	23	23	18	41000	10.0
5...	21	40	40	40	1	14	152	2.5
6...	20	10	10	10	10	60	1.0	...	7
7...	3	2
8...	66	67	67	63	4	2	43	114	1.6	...	7
9...	25	39	39	39	1	17	125	1.6	...	2
10...	2	1
11...	14	11	11	11	11	70	1.0	...	3
12...	27	33	31	20	11	2	3	14	98	2.3
13...	29	24	24	24	1	19	123	1.6	1	4
14...	12	8	8	6	2	8	189	2.0	...	2
15...	4	4
16...	42	34	34	28	6	34	83	1.0	...	6
17...	35	16	16	16	9	42000	9.0	1
18...	42	36	36	35	1	25	121	2.8
19...	2	2
22...	32	23	23	23	23	167	1.0	...	9
23...	4	3
25...	167	153	153	152	1	1	119	88	1.7	...	4
26...	77	53	52	52	...	1	1	1	42	113	1.7	1	8
28...	18	21	21	21	11	221	1.6	...	3
29...	86	72	72	72	52	96	1.9	...	11
30...	76	28	28	28	18	37000	8.9	4	1
31...	52	19	19	19	15	34000	7.8	2
32...	48	21	21	21	12	29000	7.5	5	146	6.0
33...	54	21	21	21	17	28000	7.1	1
34...	47	16	14	14	...	1	1	1	12	29000	7.3	1
35...	52	17	17	16	1	10	28000	6.9	5	97	1.6	...	2
36...	12	7	7	7	5	24000	6.4	1
37...	233	153	153	153	20	25000	4.7	101	121	3.0	1	4
38...	33	11	11	11	9	27000	7.1	1
39...	57	23	23	23	12	26000	6.5	8	145	5.6
40...	100	30	30	30	25	28000	7.7	2	1
41...	123	48	48	48	32	30000	7.8	7	126	4.0	1	...
42...	46	15	15	15	11	42000	9.2	1	1
43...	47	18	18	18	16	42000	8.9	1	1	...

City Block Characteristics

Table 2.—CHARACTERISTICS OF HOUSING UNITS, BY BLOCKS: 1960—Con.

["Total population" contains no persons in group quarters unless preceded by asterisk: one asterisk (*) denotes less than 10 percent; two asterisks (**), 10 percent or more]

Blocks within census tracts	Total population	All housing units by condition and plumbing								Occupied housing units							
		Total	Sound			Deteriorating			Dilapidated	Owner occupied			Renter occupied			Occupied by non-white	1.01 or more persons per room
			Total	With all plumbing facilities	Lacking some or all facilities	Total	With all plumbing facilities	Lacking some or all facilities		Total	Average value (dollars)	Average number of rooms	Total	Average contract rent (dollars)	Average number of rooms		
44...	39	11	11	11	9	42000	10.3	1
45...	15	5	5	5	4	1
46...	16	7	7	7	6	42000	7.7
47...	9	5	5	5	5	42000	8.2
48...	20	7	7	7	6	42000	10.0
49...	21	9	9	9	7	42000	8.6	1	1
50...	28	11	11	11	9	42000	8.9
52...	26	11	11	11	8	42000	7.6	1
53...	22	11	11	10	1	9	42000	7.4
54...	25	8	8	8	7	42000	7.7	1
55...	33	9	9	9	6	42000	9.8	2	1
56...	32	12	12	12	9	39000	9.7
57...	13	7	7	7	6	29000	8.7
58...	*92	25	25	25	22	28000	7.4	1
59...	**144	37	37	37	32	33000	7.8	3	1
60...	48	15	15	15	14	33000	6.9	1
61...	31	13	13	13	11	28000	6.5	1	1
62...	39	16	16	16	10	37000	6.1	4
63...	5	1
65...	17	6	6	6	5	32000	6.4
66...	91	113	113	112	1	3	70	125	1.4	...	8
67...	32	25	25	25	2	23	231	1.0	...	5
68...	37	25	25	25	1	23	169	2.0	...	2
70...	28	9	9	9	8	31000	8.3
71...	23	13	13	13	5	37000	8.0	7	266	3.0
72...	55	36	36	36	33	125	2.7	...	1
73...	122	87	87	87	65	135	2.7	...	7
74...	109	87	87	87	1	56	56	87	150	1.1	...	18
75...	8	5	5	5	5	...	1.4	...	1
76...	88	100	100	16	84	82	53	1.0	1	7
78...	295	157	156	154	2	1	1	4	123	118	2.4	...	37
79...	31	34	34	34	21	68	1.0	...	7
80...	*371	282	282	218	64	27	28000	6.7	190	146	1.5	...	53
81...	95	32	31	31	...	1	1	24	31000	8.5	6	...	3.5
82...	45	17	17	17	14	41000	9.4
83...	110	37	35	35	...	2	2	26	42000	9.3	5	...	8.6
84...	5	3
85...	15	4
86...	13	4
87...	14	4
88...	14	3
89...	67	27	27	27	22	34000	6.9
90...	15	6	6	6	5	37000	7.0
91...	25	9	9	9	8	30000	7.3
92...	15	5	5	5	5	37000	6.8
93...	...	1
94...	22	9	9	9	7	40000	7.4	1
95...	91	32	32	32	25	35000	7.1	5	...	5.8	...	2
96...	24	18	17	17	...	1	1	4	10	62	1.3	...	2
97...	188	117	117	115	2	2	97	130	2.5	...	6
98...	11	5	5	5	5	102	3.6
99...	25	18	18	16	2	4	10	127	3.8
100...	85	55	52	37	15	3	48	66	2.0	...	3
101...	27	33	33	6	27	3	34000	3.8	17	50	1.4	...	1
102...	10	6	6	6	6	60	1.5	...	2
103...	35	26	20	12	8	4	16	71	2.2	...	1
104...	10	3	3	3	3	3
41-B...	*2163	876	876	875	1	564	34000	7.4	217	245	3.6	2	5
1...	203	134	134	134	13	20000	5.7	109	116	3.4
2...	30	15	15	15	9	20000	5.2	5	180	2.0	...	1
3...	...	2
4...	18	6	6	5	1	6	24000	6.7
5...	21	6	6	6	5	34000	7.4	1
6...	18	6	6	6	5	35000	7.0
7...	72	32	32	32	24	36000	6.6	1
8...	118	47	47	47	42	39000	7.6
9...	22	8	8	8	8	33000	6.5
10...	10	4
11...	19	6	6	6	5	39000	8.0
12...	18	6	6	6	6	36000	6.7
13...	32	10	10	10	9	35000	7.3
14...	26	12	12	12	10	40000	7.2
15...	34	11	11	11	10	42000	7.3	1
16...	6	2
17...	19	8	8	8	6
18...	19	4	6	32000	6.3
19...	33	14	14	14	11	40000	7.5	2
20...	48	16	16	16	15	37000	7.2
21...	16	5	5	5	5	...	8.2
22...	40	11	11	11	10	42000	8.7
23...	40	8	8	8	7	42000	8.0	1	1
24...	25	8	8	8	6	32000	7.0	1
25...	24	6	6	6	6	38000	7.3
26...	21	7	7	7	7	30000	7.3
27...	15	7	7	7	6	38000	7.0
28...	10	6	6	6	5	39000	7.0

Table 2.—CHARACTERISTICS OF HOUSING UNITS, BY BLOCKS: 1960—Con.

["Total population" contains no persons in group quarters unless preceded by asterisk (*) one asterisk (*) denotes less than 10 percent; two asterisks (**), 10 percent or more]

Blocks within census tracts	Total population	All housing units by condition and plumbing									Occupied housing units								
		Sound					Deteriorating				Dilapidated	Owner occupied			Renter occupied			Occupied by non-white	1.01 or more persons per room
		Total	Total	With all plumbing facilities	Lacking some or all facilities	Total	With all plumbing facilities	Lacking some or all facilities		Total		Average value (dollars)	Average number of rooms	Total	Average contract rent (dollars)	Average number of rooms			
								With flush toilet	No flush toilet										
29...	33	12	12	12	10	42000	8.4		
30...	54	19	19	19	18	41000	7.3		
31...	11	3		
32...	21	8	8	8	8	36000	7.1		
33...	28	6	6	6	6	40000	7.7		
34...	81	29	29	29	24	42000	9.2	1		
35...	49	43	43	43	2	23	236	3.2		
37...	77	46	46	46	1	39	673	4.3		
40...	263	95	95	95	71	34000	7.5	13	168	3.1	...	2		
41...	18	4		
42...	13	4		
43...	16	4		
44...	28	9	9	9	9	27000	7.1		
45...	29	6	6	6	6	31000	7.3		
46...	7	2		
47...	35	10	10	10	9	31000	7.1		
48...	6	1		
49...	17	6	6	6	6	31000	7.8		
50...	30	12	12	12	10	21000	6.7		
51...	*143	58	58	58	51	33000	8.2		
52...	54	20	20	20	19	25000	6.7	1	1	...		
53...	30	11	11	11	9	29000	7.8	2		
54...	69	25	25	25	16	37000	8.1	7	156	2.9	1	...		
55...	94	36	36	36	28	33000	7.3	8	175	5.1		
42.....	*7334	5540	5494	5431	63	28	26	...	2	18	254	35000	4.9	3916	116	2.2	7	439	
2...	27	26	24	24	...	2	2	25	90	1.2		
3...	**11	1		
4...	47	56	48	48	...	8	8	37	79	1.3	2	6		
5...	218	235	235	235	6	42000	1.7	130	123	1.7	...	26		
8...	120	86	86	86	3	83	185	1.7	...	19		
9...	33	21	21	21	21	158	1.1	...	9		
10...	86	58	58	57	1	2	56	141	2.0	...	2		
11...	89	156	156	156	1	55	124	1.7	...	4		
12...	95	82	82	82	66	132	1.4	...	19		
13...	147	146	146	146	2	80	133	2.5	...	2		
14...	102	77	77	77	2	69	104	1.6	...	15		
15...	100	134	134	134	4	55	147	2.5	...	6		
16...	91	135	135	135	2	60	129	1.8	...	5		
17...	48	35	35	35	2	22	137	3.0	...	1		
18...	76	64	61	61	3	43	158	2.3	...	6		
19...	124	82	80	80	...	2	2	9	38000	7.2	57	163	2.7	1	8		
20...	10	3		
21...	16	5	5	5	5	27000	6.2		
22...	107	67	67	66	1	5	...	5.8	53	152	2.7	...	5		
23...	202	141	141	141	10	28000	6.9	98	148	2.3	...	13		
24...	48	20	20	20	12	32000	6.8	7	326	4.7	...	1		
25...	51	20	20	20	17	31000	6.7	3		
26...	24	12	12	12	6	31000	6.8	6	...	4.7		
27...	18	8	8	8	7	25000	6.7	1		
28...	70	52	52	46	6	7	32000	6.4	42	91	1.1	...	2		
29...	16	10	10	10	1	77	2.9	...	3	...		
30...	40	24	24	24	2	20	169	2.7	...	3		
31...	262	126	126	125	1	15	...	4.1	89	159	4.0	...	1		
32...	**75	45	40	40	...	1	1	4	33000	5.8	24	88	2.8	...	1		
33...	67	43	43	42	1	2	34	112	2.9	...	1		
34...	48	60	60	24	36	1	37	67	1.4	...	4		
36...	51	60	50	50	10	2	38	59	1.4	...	6		
37...	223	159	147	146	1	12	12	129	96	2.6	...	5		
38...	31	13	13	13	6	40000	6.5	6	137	3.5		
39...	6	3		
40...	139	117	117	117	1	83	119	2.2	...	8		
41...	220	168	168	168	3	136	100	2.5	...	3		
42...	25	26	26	25	1	17	106	2.5		
44...	211	146	145	145	...	1	1	4	131	99	2.3	1	2		
45...	253	159	159	159	5	...	3.8	138	105	2.3	...	12		
46...	244	147	146	145	1	1	136	102	2.3	...	9		
47...	19	10	10	10	9	90	4.0		
48...	221	269	269	269	2	158	139	1.2	...	39		
49...	21	43	41	41	...	2	2	18	126	1.2	...	3		
50...	261	256	256	256	2	165	144	1.2	1	68		
51...	31	28	28	23	5	26	157	1.0	...	5		
53...	323	200	200	192	8	6	...	2.8	172	92	2.3	1	22		
54...	431	274	274	274	8	...	4.1	233	93	2.4	...	15		
55...	342	214	214	213	1	11	...	4.9	177	111	2.5	...	4		
56...	358	212	212	212	14	...	3.6	168	100	2.5	...	6		
57...	324	196	196	196	9	...	3.9	146	104	2.7	...	9		
58...	334	317	317	317	6	...	4.2	180	106	2.5	...	19		
59...	315	189	189	189	12	42000	4.2	162	95	2.3	...	16		
60...	84	112	112	112	2	51	82	1.6	...	5		
61...	109	57	57	57	3	46	96	3.0	...	3		
62...	72	31	31	31	29	112	3.0	...	3		
63...	*441	20	20	20	5	...	6.6	14	96	3.3		
64...	177	84	84	84	10	...	4.0	65	142	3.6	...	2		

City Block Characteristics

Table 2.—CHARACTERISTICS OF HOUSING UNITS, BY BLOCKS: 1960—Con.

["Total population" contains no persons in group quarters unless preceded by asterisk; one asterisk (*) denotes less than 10 percent; two asterisks (**), 10 percent or more]

Blocks within census tracts	Total population	All housing units by condition and plumbing									Occupied housing units							
		Total	Sound			Deteriorating			Dilapidated	Owner occupied			Renter occupied			Occupied by non-white	1.01 or more persons per room	
			Total	With all plumbing facilities	Lacking some or all facilities	Total	With all plumbing facilities	Lacking some or all facilities		Total	Average value (dollars)	Average number of rooms	Total	Average contract rent (dollars)	Average number of rooms			
																		With flush toilet
43.....	*7058	4538	4457	4396	61	44	43	1	...	37	426	29000	4.6	3234	101	2.4	3	293
1...	251	270	270	269	1	2	159	127	1.6	...	37
2...	93	124	123	123	...	1	1	3	54	98	1.9	...	3
3...	16	16	16	16	7	78	3.0
4...	193	173	173	167	6	8	42000	1.8	124	78	1.6	...	16
5...	201	115	115	115	5	...	2.6	96	85	2.2	1	15
6...	3	3
7...	118	68	68	68	4	58	83	2.1	1	8
9...	110	52	50	50	...	1	1	1	4	45	94	2.8	...	4
10...	184	103	103	103	10	...	3.3	90	107	2.6	...	1
11...	181	114	114	114	8	...	2.6	101	89	1.8	...	9
12...	117	70	70	70	6	...	3.2	54	113	2.4	...	1
13...	99	59	43	43	...	16	16	11	34000	4.2	38	97	2.3	...	6
14...	56	43	43	41	2	9	24000	6.1	23	83	2.3
15...	122	55	19	19	36	16	26000	5.8	31	90	2.7	...	8
16...	85	42	42	42	19	25000	5.7	13	140	4.1	1	...
17...	51	28	28	28	3	22	112	2.6	...	1
18...	107	39	39	39	24	20000	4.5	13	120	3.7	...	4
19...	26	12	10	10	...	2	2	12	21000	5.3
20...	38	12	9	9	...	3	3	9	24000	6.4	3	1
21...	80	47	44	41	3	3	3	6	...	5.3	38	98	2.5	...	3
22...	131	56	56	56	13	29000	5.2	43	122	3.5	...	2
23...	187	93	93	93	11	30000	5.0	74	119	3.0	...	6
24...	49	12	12	12	12	27000	7.4
25...	60	18	18	17	1	15	27000	7.1	3
26...	51	15	15	15	13	28000	6.8	2
27...	40	14	14	14	10	27000	6.9	4	1
28...	176	113	109	109	...	4	4	14	...	4.1	76	104	2.9	...	3
29...	397	230	230	228	2	12	42000	3.9	193	96	2.6	...	9
30...	433	250	250	249	1	12	42000	3.4	218	107	2.5	...	15
31...	374	206	206	200	6	8	...	4.0	190	100	2.6	...	7
32...	427	328	327	307	20	1	1	6	...	3.7	247	91	2.0	...	26
33...	304	264	263	256	7	1	1	7	...	3.0	181	95	2.3	...	5
34...	115	75	75	75	3	61	98	2.5	...	2
35...	56	32	32	32	1	26	101	2.3	...	7
36...	28	28	28	28	1	20	74	1.4	...	4
37...	114	140	140	135	5	2	69	103	1.7	...	13
38...	79	117	116	116	...	1	1	4	43	106	1.7	...	7
40...	78	60	60	60	2	40	121	2.3	...	6
41...	31	16	16	16	5	...	3.4	9	130	2.6	...	1
42...	47	30	30	30	3	27	106	2.0	...	2
43...	151	115	114	114	...	1	1	8	...	3.1	74	87	2.3	...	8
44...	317	215	215	212	3	16	...	3.3	176	99	2.8	...	16
45...	168	109	106	102	4	3	3	7	...	4.9	77	110	2.4	...	4
46...	164	81	81	81	7	...	4.1	70	83	2.8	...	6
47...	233	124	124	124	17	...	4.3	92	101	2.9	...	7
48...	192	104	104	104	9	...	5.1	73	120	3.1	...	5
49...	175	76	76	76	10	...	4.1	62	114	3.4	...	2
50...	132	64	64	64	6	...	3.3	57	102	2.7	...	11
51...	*457	26	26	26	8	19500	5.3	13	125	3.2	...	1
52...	161	82	75	75	...	7	7	26	23000	5.3	43	142	2.9
44.....	*12181	8351	7954	7502	452	350	252	71	27	47	472	33000	3.4	6183	99	2.2	4	876
1...	5	4
2...	188	124	124	115	9	115	123	1.5	...	20
3...	317	230	229	229	...	1	1	6	35000	2.0	179	121	1.5	...	72
4...	*158	103	101	101	...	2	2	1	87	119	1.4	...	40
5...	116	65	63	58	5	2	1	4	59	107	1.9	...	12
6...	181	170	170	170	8	...	3.3	103	87	1.8	...	10
7...	66	167	141	140	1	25	25	1	5	42000	2.4	32	108	2.2	...	2
8...	257	180	180	177	3	14	42000	2.7	145	90	2.1	...	2
9...	267	161	161	139	22	18	36000	2.7	128	96	2.4	...	10
10...	423	232	132	132	...	100	100	9	...	4.2	216	105	2.0	1	63
11...	292	162	162	158	4	5	...	6.0	153	91	2.5	...	4
12...	**269	124	122	120	2	2	2	11	42000	2.8	94	104	2.4	...	28
13...	266	137	136	136	...	1	1	13	...	3.6	105	90	2.7	...	10
14...	180	105	102	102	...	3	3	10	...	3.7	76	92	2.7	...	7
15...	204	159	159	159	10	...	3.6	95	106	2.6	...	4
16...	127	107	107	69	38	102	78	1.1	...	20
17...	1103	654	654	649	5	3	603	158	2.4	...	62
18...	306	205	204	204	1	4	177	62	2.3	...	12
19...	169	90	85	85	5	9	...	4.1	71	92	3.4	...	1
20...	142	68	67	64	3	1	1	4	57	141	3.1	...	5
21...	241	133	133	132	1	14	...	2.9	95	99	2.9	...	10
22...	252	165	165	157	8	9	...	3.2	125	92	2.5	...	8
23...	255	150	150	149	1	7	...	3.4	127	96	2.5	...	7
24...	226	137	137	130	7	6	...	2.8	114	97	2.5	...	5
25...	256	262	260	259	1	2	169	173	1.0	...	86
26...	122	93	93	93	6	42000	2.5	84	94	1.3	...	14
27...	141	97	97	97	7	40000	5.7	90	108	1.8	...	10
28...	145	221	218	217	1										

U.S. CENSUS OF HOUSING: 1960

Series HC(3)-113

CITY BLOCKS

Orlando, Fla.

Prepared under the supervision of
WAYNE F. DAUGHERTY, Chief
Housing Division




U.S. DEPARTMENT OF COMMERCE

Luther H. Hodges, Secretary

BUREAU OF THE CENSUS

Richard M. Scammon, *Director (From May 1, 1961)*

Robert W. Burgess, *Director (To March 3, 1961)*





BUREAU OF THE CENSUS

RICHARD M. SCAMMON, *Director* (From May 1, 1961)

ROBERT W. BURGESS, *Director* (To March 3, 1961)

A. ROSS ECKLER, *Deputy Director*
HOWARD C. GRIEVES, *Assistant Director*
CONRAD TAEUBER, *Assistant Director*
MORRIS H. HANSEN, *Assistant Director for Statistical Standards*
CHARLES B. LAWRENCE, JR., *Assistant Director for Operations*
WALTER L. KEHRES, *Assistant Director for Administration*
CALVERT L. DEDRICK, *Chief, International Statistical Programs Office*
A. W. VON STRUVE, *Acting Public Information Officer*

Housing Division—

WAYNE F. DAUGHERTY, *Chief*
DANIEL B. RATHBUN, *Assistant Chief*
BEULAH WASHABAUGH, *Special Assistant*
MILTON D. LIBBERMAN, *Chief, Coordination and Research*

Decennial Operations Division—GLEN S. TAYLOR, *Chief*
Electronic Systems Division—ROBERT F. DRURY, *Chief*
Field Division—JEFFERSON D. McPIKE, *Chief*
Geography Division—WILLIAM T. FAY, *Chief*
Population Division—HOWARD G. BRUNSMAN, *Chief*
Statistical Methods Division—JOSEPH STEINBERG, *Chief*

Library of Congress Card Number: A61-9347

SUGGESTED CITATION

U.S. Bureau of the Census. *U.S. Census of Housing: 1960. Vol. III, City Blocks.*
Series HC(3), No. 113.
U.S. Government Printing Office, Washington, D.C., 1961.

For sale by the Superintendent of Documents, U.S. Government Printing Office, Washington 25, D.C.
or any of the Field Offices of the Department of Commerce — Price 30 cents.

Table 1.—CHARACTERISTICS OF HOUSING UNITS, FOR THE CITY: 1960

Subject	Number	Percent	Subject	Number	Percent
All housing units	31,829	100.0	Occupied housing units—Con.		
CONDITION AND PLUMBING			COLOR		
Sound	27,257	85.6	White	23,674	80.9
With all plumbing facilities	25,665	80.6	Nonwhite	5,577	19.1
Lacking some or all facilities	1,592	5.0	PERSONS PER ROOM		
Deteriorating	3,637	11.4	1.00 or less	26,365	90.1
With all plumbing facilities	1,869	5.9	1.01 or more	2,886	9.9
Lacking some or all facilities	1,768	5.6	AVERAGE NUMBER OF ROOMS		
With flush toilet	1,741	5.5	Owner occupied	5.6	...
No flush toilet	27	0.1	Renter occupied	3.6	...
Dilapidated	935	2.9	VALUE AND RENT		
Occupied housing units	29,251	100.0	Average value.....dollars	15,400	...
TENURE			Average contract rent.....dollars	66	...
Owner occupied	16,782	57.4			
Renter occupied	12,469	42.6			

NOTE.—On the map for Orlando approximately 1,650 blocks are identified.

Table 2.—CHARACTERISTICS OF HOUSING UNITS, BY BLOCKS: 1960

["Total population" contains no persons in group quarters unless preceded by asterisk; one asterisk (*) denotes less than 10 percent; two asterisks (**), 10 percent or more]

Blocks within census tracts	Total population	All housing units by condition and plumbing								Occupied housing units								
		Total	Sound			Deteriorating			Dilapidated	Owner occupied			Renter occupied			Occupied by non-white	1.01 or more persons per room	
			Total	With all plumbing facilities	Lacking some or all facilities	Total	With all plumbing facilities	Lacking some or all facilities		Total	Average value (dollars)	Average number of rooms	Total	Average contract rent (dollars)	Average number of rooms			
1.....	**1281	882	662	427	235	214	107	93	14	6	78	27000	6.2	617	63	2.2	...	36
1....	**57	22	22	20	2	3	11	77	3.1
2....	9	5	4	4	5	39	2.8	...	1
3....	19	4
4....	8	7	4	4	2	3
5....	16	17	1	1	12	47	2.3
6....	86	86	86	67	19	7	35000	7.3	48	73	2.4	...	1
7....	21	15	15	11	4	1	12	62	2.2	...	2
8....	5	2
9....	41	24	24	24	2	20	59	3.4	...	1
10....	1	1
14....	18	16	15	7	8	1	1	2	9	67	3.3
15....	48	52	52	16	36	2	37	51	2.4
16....	17	23	23	6	17	15	63	1.2
17....	25	21	21	16	5	5	...	6.8	9	58	2.9
20....	9	9	9	9	9	...	1.0
24....	**146
25....	15	23	23	19	4	1	11	56	2.5
26....	22	19	19	3	16	2	10	69	1.5
27....	**20	1
30....	35	42	41	14	27	1	...	1	31	34	1.3
31....	15	23	21	4	17	2	2	1	13	48	1.6
33....	31	29	1	1	...	28	14	...	14	...	1	28	75	1.0	...	1
34....	5	1
37....	1	1
38....	6	1
40....	9	6	6	6	6	51	3.0
41....	62	61	61	12	49	51	51	1.3	...	5
42....	16	13	13	1	12	13	42	1.2	...	1
43....	23	6	4	4	...	2	2	6	72	4.0	...	2
44....	**12	3
45....	28	23	8	3	5	9	...	9	...	6	22	48	1.2	...	4
46....	**6
47....	29	22	21	12	9	1	1	1	21	50	2.1	...	4
48....	25	13	7	3	4	6	...	6	2	10	60	1.7	...	4
49....	53	46	33	33	3	13	3	10	7	...	3.0	27	56	2.7	...	1
50....	76	63	57	48	9	6	5	1	7	18000	5.7	45	56	2.8
51....	28	18	1	1	...	17	15	2	1	12	55	3.2	...	2
52....	28	19	7	7	...	12	...	12	4	11	47	1.3	...	2
55....	5	1
56....	45	25	14	14	...	11	11	2	21	71	3.7
57....	89	67	28	27	1	39	25	14	10	27000	8.3	43	72	2.3	...	3
58....	65	48	21	19	2	27	11	16	8	20000	7.6	34	34	2.2	...	3
59....	6	4
2.....	*4868	2582	2345	2168	177	177	157	20	...	60	799	15500	5.8	1393	73	3.2	1	97
1....	24	10	10	10	4	5	93	5.0
2....	46	17	13	13	...	4	4	6	15500	5.2	9	81	4.1	...	2
3....	**36	15	11	11	...	4	4	1	9	103	4.7
4....	78	35	35	35	11	18000	5.9	19	85	4.5	...	1
5....	28	14	13	13	...	1	1	8	23000	6.9	5	69	3.4
6....	46	24	24	24	6	13000	5.5	17	59	3.3

City Block Characteristics

Table 2.—CHARACTERISTICS OF HOUSING UNITS, BY BLOCKS: 1960—Con.

["Total population" contains no persons in group quarters unless preceded by asterisk; one asterisk (*) denotes less than 10 percent; two asterisks (**). 10 percent or more]

Blocks within census tracts	Total population	All housing units by condition and plumbing								Occupied housing units								
		Sound				Deteriorating				Dilapidated	Owner occupied			Renter occupied			Occupied by non-white	1.01 or more persons per room
		Total	With all plumbing facilities	Lacking some or all facilities	Total	With all plumbing facilities	Lacking some or all facilities		Total		Average value (dollars)	Average number of rooms	Total	Average contract rent (dollars)	Average number of rooms			
							With flush toilet	No flush toilet										
7...	39	16	16	14	2	5	19500	6.6	9	83	4.3	...	1
8...	*123	49	42	42	...	7	7	18	15000	5.7	25	80	3.6	...	3
9...	43	20	19	19	...	1	1	12	...	7.5	12	88	5.0
10...	14	8	8	8	7	18500	5.6	1
11...	46	28	28	28	5	...	6.4	18	120	2.4
12...	91	65	65	50	15	14	30000	6.3	33	73	3.3	...	1
13...	6	3
14...	**99	1
15...	49	29	27	25	2	2	2	3	20	64	3.0	...	5
16...	84	48	46	46	...	2	2	10	15500	5.9	33	65	2.9	...	3
17...	79	50	50	45	5	14	17500	6.2	31	65	2.6	...	1
18...	37	31	29	28	1	2	2	9	17500	6.0	9	82	3.3	...	2
19...	197	79	62	62	...	15	13	2	...	2	25	13000	6.2	46	72	3.7	...	7
20...	107	45	39	39	...	6	5	1	16	11000	5.3	26	88	4.0	...	2
21...	60	22	20	20	...	2	2	13	14000	6.0	9	73	4.2	...	1
22...	58	26	25	25	...	1	1	18	12000	5.5	6	73	3.5
23...	28	15	14	14	...	1	1	5	...	6.2	9	39	2.7
24...	59	19	16	16	...	3	3	12	13000	5.7	6	60	4.8	...	2
25...	39	14	14	14	13	13500	5.7	1
26...	50	23	23	23	13	18500	6.1	10	91	3.9
27...	19	16	15	15	...	1	1	8	11500	4.6	3
28...	33	19	17	17	2	8	12000	5.4	8	71	3.5	...	1
29...	69	32	30	30	2	13	15000	6.0	16	69	4.3	...	1
30...	40	15	15	15	5	15000	6.8	9	75	5.1
31...	106	58	58	56	2	17	18000	5.9	33	59	3.2	...	2
32...	51	30	28	27	1	2	7	22000	6.4	20	97	2.8	...	2
33...	66	41	41	41	7	...	5.6	28	58	2.9	...	3
34...	62	48	38	38	10	7	...	5.4	23	66	3.7	...	1
35...	62	39	38	38	1	16	12500	5.3	16	72	3.5	...	1
36...	78	43	42	42	...	1	1	15	12500	5.5	23	79	3.9
37...	51	16	15	15	...	1	1	9	18500	5.2	5	81	4.6	...	2
38...	33	16	16	16	10	15500	6.1	4
39...	68	29	29	29	14	15000	6.1	14	83	3.2
40...	*60	33	33	33	13	15000	5.7	15	74	3.1
41...	20	12	12	11	1	7	...	5.6
42...	37	16	16	16	8	16000	6.3	8	75	3.6
43...	123	78	73	69	4	5	22	21000	6.0	39	64	3.6	...	1
44...	82	52	51	48	3	1	11	...	4.7	30	68	3.2
45...	12	8	8	8	5	...	6.6	2
47...	76	46	46	46	12	18500	5.9	28	63	3.0
49...	16	8	8	8	8	16000	5.8
50...	57	24	18	18	...	6	6	13	16000	5.8	9	85	4.2	...	1
51...	51	25	25	25	6	...	5.2	17	67	3.8
52...	43	20	17	17	...	3	3	12	11000	5.7	7	75	3.4
53...	51	23	21	19	2	2	2	8	9000	4.9	14	79	3.6	...	1
55...	38	18	17	17	...	1	1	11	10500	5.3	7	59	3.9
56...	59	28	28	28	5	...	4.4	21	60	3.1	...	3
57...	87	71	58	42	16	12	10	2	...	1	7	...	4.7	43	73	2.1	...	5
58...	78	61	53	52	1	3	2	1	...	5	9	17500	6.6	34	68	2.0	...	4
59...	20	11	10	10	...	1	1	9	30000	9.3	1
60...	70	37	31	31	...	6	6	13	17000	6.2	23	61	3.7
61...	*69	51	43	43	9	8500	5.0	25	58	2.7	...	1
62...	56	34	31	24	7	10	...	5.2	19	57	3.1	...	1
63...	52	27	27	26	1	11	14000	4.4	15	57	3.3
64...	41	13	13	13	10	15000	6.0	3	1
65...	40	21	20	20	1	10	12000	6.2	9	68	3.3
66...	11	6	1	1	...	5	5	2	3
67...	*41	17	16	16	...	1	1	9	10500	5.3	7	92	3.9
68...	36	19	19	19	7	...	6.3	9	75	4.1
69...	50	20	20	20	13	16000	7.2	7	89	4.6
70...	**51	23	23	23	17	68	3.5	...	2
71...	**29	16	16	16	6	...	8.0	4
72...	*64	28	28	16	12	4	22	74	2.0
73...	103	70	68	61	7	1	1	1	8	19500	5.9	57	64	2.8	...	1
74...	95	84	84	36	48	10	14000	5.5	48	53	1.9	...	3
75...	59	31	29	29	...	2	1	1	7	14500	5.4	22	49	4.0
76...	37	21	21	17	4	7	...	5.7	10	77	3.1	...	1
77...	55	30	19	19	...	11	11	9	15500	5.0	19	75	3.4
78...	110	52	48	48	...	4	4	31	14000	5.5	12	93	4.9	...	1
79...	20	12	12	12	7	20000	4.6	5	119	3.6
81...	44	28	24	24	...	4	4	3	20	70	3.1	...	1
82...	49	25	22	20	2	2	2	1	5	...	4.8	18	58	3.4	1	1
83...	38	28	26	14	12	2	2	1	6	...	5.2	18	47	2.3	...	1
84...	58	49	30	30	...	17	9	8	...	2	5	...	4.2	34	55	2.9	...	1
85...	69	40	28	23	5	7	7	5	6	...	5.3	27	60	2.4	...	6
86...	31	16	14	14	...	2	2	5	...	4.8	9	80	4.2	...	1
87...	36	19	19	19	4	12	95	3.8
88...	2	1
89...	60	35	17	17	...	18	18	14	13500	5.3	14	75	3.4	...	2
91...	30	18	18	17	1	6	14500	5.8	10	51	3.3	...	1
92...	75	34	32	15	17	2	2	11	...	5.6	22	53	2.5	...	3
93...	73	35	16	10	6	11	7	4	...	8	4	23	62	2.6	...	10
3.....	*3446	1672	1357	1308	49	173	165	8	...	142	631	14500	5.9	822	75	3.3	5	59
5...	7	4
6...	407	155	146	146	...	7	7	100	10500	5.3	45	77	4.1	...	7

Table 2.—CHARACTERISTICS OF HOUSING UNITS, BY BLOCKS: 1960—Con.

["Total population" contains no persons in group quarters unless preceded by asterisk; one asterisk (*) denotes less than 10 percent; two asterisks (**), 10 percent or more]

Blocks within census tracts	Total population	All housing units by condition and plumbing									Occupied housing units							
		Total	Sound			Deteriorating			Dilapidated	Owner occupied			Renter occupied			Occupied by non-white	1.01 or more persons per room	
			Total	With all plumbing facilities	Lacking some or all facilities	Total	With all plumbing facilities	Lacking some or all facilities		Total	Average value (dollars)	Average number of rooms	Total	Average contract rent (dollars)	Average number of rooms			
								With flush toilet										No flush toilet
7...	30	16	15	15	...	1	1	12	11000	4.8	4
8...	57	24	24	24	11	14500	5.2	10	96	4.1
9...	122	52	46	46	...	2	2	4	28	14000	5.1	19	83	3.9	...	1
10...	57	36	34	34	...	2	2	10	12500	5.4	18	102	3.4	...	3
11...	109	68	57	57	...	10	10	1	11	13000	6.5	43	80	3.0	...	2
12...	*149	67	48	39	9	18	18	1	15	13000	5.1	46	75	3.3	...	4
13...	82	47	30	27	3	3	3	14	11	...	4.8	26	57	2.8	...	2
14...	107	69	55	55	...	5	5	9	17	9000	5.3	43	64	2.9	...	2
15...	98	55	33	25	8	1	1	21	14	14000	6.3	37	56	2.7
16...	100	69	57	49	8	7	7	5	12	28000	8.1	49	84	2.9
17...	95	50	25	25	...	10	10	15	7	...	5.9	35	64	3.5	...	6
18...	7	4
19...	26	14	3	3	...	1	1	10	1	9	42	3.1	...	1
20...	*117	47	23	21	2	5	3	2	...	19	8	...	6.9	34	60	2.8	...	9
21...	178	106	93	93	...	12	12	1	29	15000	6.4	56	74	3.5	...	2
22...	76	48	42	29	13	6	6	14	14000	4.9	29	67	2.0	...	2
23...	70	38	34	34	...	4	4	16	12500	5.8	16	73	2.3
24...	35	13	8	8	...	5	5	7	10000	6.0	3
25...	71	32	28	28	...	4	3	1	19	13000	4.9	13	68	3.5
26...	71	30	30	30	18	11500	5.6	9	74	4.1	...	1
27...	42	21	19	19	...	2	2	9	6500	5.2	6	81	4.0
28...	54	22	19	19	...	3	3	16	10000	5.1	6	75	5.8
29...	64	26	23	23	...	2	2	1	18	11000	5.4	5	65	4.6	...	2
30...	48	23	23	22	1	15	12000	5.9	5	96	4.8
31...	22	12	10	10	...	2	2	5	...	6.6	6	73	3.3
32...	41	19	19	18	1	11	9000	4.9	7	73	3.7	...	1
33...	70	27	26	26	...	1	1	14	22000	6.9	9	89	4.7	...	1
34...	42	16	16	15	1	9	22000	6.3	6	89	4.2	...	1
36...	60	30	30	29	1	11	24000	7.5	14	97	3.6	1	...
37...	57	37	32	32	...	5	5	7	25000	7.1	19	127	3.3
38...	19	6	2	2	...	4	4	2	3
39...	50	24	7	7	...	15	15	2	3	19	74	3.3
40...	58	31	21	21	...	8	8	2	8	...	7.4	19	84	3.5	...	1
41...	129	65	26	26	...	8	4	4	...	31	10	26000	6.9	45	57	2.8	...	8
42...	4	1
43...	17	6	6	6	2	3
44...	59	24	23	23	...	1	1	9	13500	5.3	15	58	3.3	...	1
45...	**90	32	20	20	...	12	12	6	...	5.8	24	64	3.3	...	1
46...	41	39	39	39	3	16	155	3.4
47...	45	16	16	16	11	32000	8.5	3
48...	24	8	8	8	6	22000	7.0	1
49...	62	28	28	28	12	22000	8.0	14	91	2.7
50...	31	15	15	15	12	24000	7.5	1
51...	5	1
52...	49	21	20	20	...	1	1	10	17500	6.6	10	80	4.0
53...	12	5	5	5	5	23000	7.6
54...	68	30	29	29	...	1	1	21	21000	6.1	5	88	3.6
55...	45	21	19	19	...	2	2	16	10000	4.9	5	84	5.0
56...	67	22	20	20	...	1	1	1	14	7500	5.6	8	73	4.1	...	2
4.....	*4631	1593	831	555	276	586	105	478	3	176	197	10000	5.9	1300	45	3.2	1374	344
1...	**37	30	17	3	14	8	2	6	...	5	1	19	36	1.7	...	1
2...	57	52	30	3	27	21	5	16	...	3	3	42	36	1.5	6	3
3...	180	73	6	4	2	38	6	32	...	29	4	67	46	2.5	71	25
4...	*193	111	26	4	22	35	3	32	...	50	5	...	4.4	86	39	1.7	91	19
5...	72	35	14	4	10	16	1	15	...	5	5	...	6.0	25	40	2.4	30	8
6...	47	18	18	18	1	17	69	3.0	18	5
7...	80	39	3	2	1	35	1	34	3	30	38	2.9	33	7
8...	54	24	2	2	...	10	1	9	...	12	4	20	36	1.8	24	5
9...	*252	107	30	23	7	61	9	52	...	16	4	89	50	2.9	93	21
10...	130	49	1	1	...	19	3	16	...	29	5	12500	5.8	42	45	3.5	46	7
11...	**28	9	5	3	2	4	3	1	3	6	39	2.7	7	1
12...	22	10	3	3	...	7	1	6	3	6	41	4.3	...	1
13...	105	62	42	11	31	18	9	9	...	2	7	10500	6.1	38	42	2.7	7	3
14...	*94	31	10	3	7	16	2	13	1	5	13	8500	5.7	18	38	3.4	31	5
15...	*749	228	168	105	63	46	7	38	1	14	39	7500	6.1	184	52	3.4	223	55
16...	*328	92	78	52	26	11	2	9	...	3	27	9500	6.2	65	49	3.9	92	11
17...	374	113	31	28	3	82	9	73	5	14000	5.2	108	52	2.7	113	48
18...	*293	78	57	31	26	21	2	19	15	14000	5.7	62	63	4.2	77	15
19...	**252	65	36	24	12	28	5	22	1	1	23	9500	6.0	42	37	3.6	65	12
20...	*601	179	132	121	11	47	6	41	4	175	33	3.7	179	43
21...	30	9	4	4	...	5	3	2	1	7	45	4.1	...	3
22...	27	10	2	2	...	8	5	3	1	5	73	4.4	1	3
23...	341	79	75	74	1	3	...	3	...	1	4	75	34	4.1	78	29
25...	84	25	8	4	4	16	5	11	...	1	8	8500	5.4	17	44	3.5	25	7
26...	101	33	17	13	4	16	8	8	5	8000	5.4	28	54	4.0	33	4
27...	100	32	16	13	3	15	7	8	...	1	4	27	55	3.9	31	3
5.....	*5999	1707	860	568	292	721	126	592	3	126	284	8500	5.6	1385	47	3.5	1665	517
1...	86	34	19	10	9	11	...	11	...	4	3	29	44	3.4	32	4
2...	68	24	22	8	14	2	1	1	4	20	48	4.2	24	4
3...	34	11	8	2	6	3	1	2	3	8	48	3.8	9	2
6...	77	23	15	14	1	8	1	7	2	20	49	3.8	22	8
7...	132	43	38	17	21	5	...	5	5	7000	5.0	38	47	4.3	42	7
8...	28	8	8	8	8	65	4.0	8	2
9...	167	60	49	13	36	10	...	10	...	1	3	57	43	2.9	60	13
10...	208	68	18	14	4	39	6	33	...	11	6	8000	6.5	62	46	3.2	68	20

City Block Characteristics

Table 2.—CHARACTERISTICS OF HOUSING UNITS, BY BLOCKS: 1960—Con.

["Total population" contains no persons in group quarters unless preceded by asterisk; one asterisk (*) denotes less than 10 percent; two asterisks (**), 10 percent or more]

Blocks within census tracts	Total population	All housing units by condition and plumbing								Occupied housing units								
		Sound			Deteriorating			Dilapidated	Owner occupied			Renter occupied			Occupied by non-white	1.01 or more persons per room		
		Total	With all plumbing facilities	Lacking some or all facilities	Total	With all plumbing facilities	Lacking some or all facilities		Total	Average value (dollars)	Average number of rooms	Total	Average contract rent (dollars)	Average number of rooms				
11...	200	66	8	2	6	45	4	41	...	13	7	8000	6.4	57	43	2.7	64	23
12...	110	23	9	6	3	13	3	10	...	1	5	6000	6.2	17	64	4.8	22	11
13...	79	25	2	2	...	15	...	15	...	8	3	22	40	4.2	25	5
14...	91	22	3	2	1	14	2	10	2	5	6	6000	6.0	16	45	3.8	22	6
15...	69	21	3	3	...	18	7	11	3	18	56	3.4	21	7
16...	130	33	8	4	4	15	5	10	...	10	4	27	48	3.6	31	14
17...	133	37	24	...	24	...	13	36	41	3.4	36	15
18...	48	16	3	3	...	11	6	5	...	2	4	12	50	4.5	16	2
19...	58	16	5	5	...	11	1	10	7	14000	6.1	9	57	4.3	16	2
20...	91	29	18	7	11	11	3	8	9	7000	6.4	17	43	2.9	26	10
21...	75	17	5	5	...	12	1	11	4	13	44	3.9	17	9
22...	**59	17	11	6	5	6	2	4	8	8000	5.1	9	49	3.9	17	3
23...	37	13	10	8	2	3	2	1	6	6500	5.2	7	53	3.9	13	...
24...	67	24	21	10	11	2	2	2	...	1	8	5000	5.9	16	52	3.6	24	2
26...	**47	12	5	3	2	7	2	5	4	8	63	3.5	12	3
27...	25	6	5	5	...	1	...	1	4	2	6	2
28...	**33	6	2	2	...	4	2	2	1	4	5	3
29...	50	11	7	5	2	4	1	3	3	8	70	4.4	11	4
30...	**47	17	17	6	11	4	13	50	2.8	16	2
31...	63	18	17	8	9	1	1	4	14	46	3.9	18	5
32...	110	24	1	1	...	23	4	19	7	4500	5.1	15	42	3.8	22	11
33...	34	20	20	5	15	3	14	37	2.1	17	3
34...	60	19	13	1	12	...	6	1	17	44	2.6	18	5
35...	69	24	4	4	...	20	8	12	...	2	2	21	50	2.8	23	7
36...	140	70	15	6	5	9	...	52	...	3	3	66	37	1.9	69	21
37...	74	23	7	5	2	16	3	13	10	19500	5.6	13	38	3.7	23	3
38...	141	41	16	12	4	10	3	7	...	15	2	38	44	3.2	40	14
39...	95	30	6	3	3	23	3	20	...	1	3	27	59	3.7	30	4
40...	**68	14	5	1	4	8	...	8	...	1	3	11	29	2.8	14	5
41...	110	24	15	7	8	9	1	8	5	6000	6.0	18	44	3.8	23	12
42...	42	11	9	9	...	1	1	1	4	6	60	4.0	10	2
43...	**74	15	10	9	1	5	...	5	3	12	49	3.8	15	7
44...	47	12	8	7	1	4	1	3	12	41	4.1	12	4
45...	12	4
46...	125	38	24	22	2	11	6	5	...	3	8	7000	5.3	29	63	2.6	37	18
47...	88	26	5	4	1	15	5	10	...	6	8	10500	5.8	17	43	3.4	25	6
48...	121	35	10	10	...	21	9	12	...	4	16	7500	5.7	19	50	4.4	35	6
49...	99	20	20	1	19	3	16	51	4.1	19	10
50...	40	12	10	...	10	...	2	11	44	4.0	11	3
51...	14	4
52...	62	19	8	5	3	11	1	10	4	15	46	2.8	19	9
53...	154	50	26	8	18	20	...	20	...	4	13	7000	5.8	35	49	2.7	48	14
54...	*107	29	19	9	10	9	2	7	...	1	6	5500	5.8	21	71	3.8	27	6
55...	40	9	7	4	3	2	...	2	5	7500	6.6	4	9	2
56...	*398	99	71	13	58	28	2	26	13	8500	5.3	86	67	3.9	99	30
57...	*129	44	6	5	1	36	8	28	...	2	8	5500	5.5	35	40	3.2	43	12
58...	93	26	16	15	1	10	4	6	16	7500	5.4	10	55	3.8	26	6
59...	511	112	112	112	2	110	40	4.2	112	45
60...	436	107	105	105	...	2	2	8	8500	4.8	94	39	4.0	102	41
61...	164	39	10	5	5	21	3	18	...	8	5	6000	5.2	34	43	3.8	39	19
62...	30	7	1	1	...	6	2	4	2	5	40	3.6	7	3
6...	*6902	2321	1395	1046	349	681	225	455	1	245	575	9500	5.5	1592	54	3.4	1349	442
1...	44	24	18	17	1	4	4	2	8	13000	5.8	13	62	3.5	...	2
2...	78	47	41	40	1	3	3	3	14	16000	5.1	22	57	3.5	...	3
3...	*78	57	49	49	...	3	2	1	...	5	11	18500	5.2	19	80	3.8	...	4
5...	61	31	27	27	...	4	4	11	12000	6.4	17	65	2.8	...	1
6...	48	26	24	24	...	2	2	12	12500	5.0	9	68	3.4	...	2
7...	91	46	40	39	1	6	6	25	13000	5.4	17	100	3.6	...	1
8...	136	59	54	52	2	5	5	35	11000	5.4	21	88	3.9	...	3
9...	14	6	6	6	2	3
10...	3	2
12...	13	3
14...	**29	6	4	4	...	2	2	3	1
16...	99	45	35	35	10	8	4	4	...	2	20	9000	5.4	22	85	3.1	...	3
17...	68	37	36	26	10	1	...	1	15	8500	4.8	21	47	3.4	...	1
18...	76	27	27	26	1	11	10500	5.9	15	62	4.3	...	1
19...	54	36	29	28	1	6	4	2	...	1	9	7000	5.4	20	44	2.6	...	11
20...	61	29	29	28	1	15	12500	6.3	11	55	3.7	...	2
21...	74	39	37	34	3	2	2	11	10000	5.8	23	57	3.5	...	2
22...	64	28	21	21	...	6	6	1	9	15000	5.2	16	58	4.1	...	2
23...	22	17	16	16	...	1	1	3	10	49	2.8	1	...
24...	34	22	14	14	...	8	5	3	6	...	4.8	14	42	3.1	...	1
26...	42	29	24	24	5	9	10500	5.1	17	39	2.4	...	1
27...	46	26	25	24	1	1	1	5	...	4.8	20	54	2.9	...	2
28...	56	28	28	27	1	6	...	4.7	18	63	3.3	...	2
29...	12	8	8	7	1	6	9500	4.7	1
30...	190	55	29	28	1	23	5	18	...	3	6	10500	5.5	49	61	3.5	40	17
31...	362	100	26	16	10	35	6	29	...	39	31	5000	5.4	65	51	3.2	96	29
32...	235	57	48	31	17	9	...	9	6	9000	5.8	50	51	3.7	56	24
33...	65	16	5	3	2	9	...	9	...	2	3	13	46	3.6	16	3
36...	1
38...	132	39	27	11	16	10	2	8	...	2	14	10500	6.4	25	62	2.7	39	14
39...	86	26	21	7	14	4	...	4	...	1	2	23	50	3.7	25	7
40...	110	25	8	4	4	14	1	13	...	3	6	11000	6.5	19	47	3.7	25	10
41...	53	14	11	5	6	2	2	1	5	...	6.0	9	54	4.0	14	4

Table 2.—CHARACTERISTICS OF HOUSING UNITS, BY BLOCKS: 1960—Con.

["Total population" contains no persons in group quarters unless preceded by asterisk; one asterisk (*) denotes less than 10 percent; two asterisks (**), 10 percent or more]

Blocks within census tracts	Total population	All housing units by condition and plumbing									Occupied housing units								
		Total	Sound			Deteriorating			Dilapidated	Owner occupied			Renter occupied			Occupied by non-white	1.01 or more persons per room		
			Total	With all plumbing facilities	Lacking some or all facilities	Total	With all plumbing facilities	Lacking some or all facilities		Total	Average value (dollars)	Average number of rooms	Total	Average contract rent (dollars)	Average number of rooms				
																		With flush toilet	No flush toilet
42...	94	27	9	9	...	18	9	9	5	10000	5.8	21	59	4.0	26	8	
43...	65	16	6	6	...	8	2	6	8	9000	6.3	8	51	4.0	16	4	
44...	**166	41	7	6	3	32	5	27	5	...	5.2	36	42	3.9	40	13	
45...	**111	33	7	6	...	22	5	17	14	8500	5.7	19	40	3.5	33	5	
49...	26	7	1	1	...	5	4	1	6	65	3.3	6	...	
50...	10	2	
51...	**104	19	15	7	8	3	...	3	3	16	84	3.9	17	...	
52...	**39	11	9	3	3	1	4	6	44	4.7	10	...	
53...	53	15	8	3	5	7	...	7	4	10	72	3.8	14	...	
55...	*124	20	10	1	9	10	...	10	20	77	3.2	20	13	
56...	46	13	9	5	4	4	...	4	5	4500	5.8	8	42	4.6	13	2	
57...	102	45	44	23	21	5	5000	5.0	38	50	3.5	43	3	
58...	**58	12	12	5	7	3	9	51	4.7	12	3	
59...	6	3	1	7	9500	7.0	9	54	4.1	16	...	
60...	50	16	13	6	7	1	5	5500	5.8	18	68	4.6	19	9	
61...	104	24	22	12	10	2	2	1	7	6000	6.0	9	62	4.3	16	2	
63...	**72	16	10	5	5	6	...	1	4	10	58	3.3	14	3	
64...	**58	14	11	2	9	2	7	...	5.7	9	48	3.8	15	4	
65...	**80	16	5	5	...	8	...	8	3	9	58	3.8	15	8	
66...	86	26	7	6	1	18	1	17	5	6500	5.6	21	45	3.3	26	...	
67...	60	20	4	1	3	16	...	16	4	16	46	3.8	20	4	
68...	**67	18	2	2	...	8	3	8	3	15	41	3.7	18	6	
69...	60	19	5	2	3	12	4	5	4	15	44	3.6	19	3	
70...	78	18	1	1	...	17	2	16	66	3.7	18	9	
71...	*314	75	10	8	2	44	17	27	31	5500	5.2	44	44	4.1	75	20	
72...	164	42	26	23	3	16	8	8	10	8000	6.0	32	58	4.4	41	9	
73...	175	51	21	17	4	29	3	26	15	7000	5.9	36	46	3.5	51	16	
74...	*135	33	18	18	...	14	4	10	6	4500	5.5	26	59	4.0	32	10	
75...	29	12	12	12	7	8500	5.6	5	83	5.2	
76...	4	2	
77...	11	6	6	5	1	5	12500	6.8	1	
78...	52	22	19	18	1	3	3	4	11	13500	5.4	10	54	4.3	...	1	
79...	42	19	8	8	...	11	7	4	6	...	5.3	12	51	3.4	
80...	261	93	57	32	25	35	10	25	11	9000	5.2	82	69	3.0	50	20	
81...	*132	52	4	4	...	23	6	17	25	9000	6.2	46	36	2.4	51	13	
82...	*286	77	15	11	4	20	3	17	42	74	36	3.1	76	28	
83...	61	11	3	10	63	4.3	10	5	
84...	*201	62	27	27	...	16	9	7	11	11500	5.6	57	49	3.7	60	14	
85...	**181	75	35	17	18	12	6	6	28	57	57	2.4	25	10	
86...	**9	2	4	
87...	1	1	
88...	**12	2	
89...	**72	14	10	7	3	4	...	4	1	13	58	3.6	14	5	
90...	*94	23	13	3	10	7	2	5	3	20	53	4.3	22	6	
91...	**178	67	49	10	39	18	5	13	5	...	5.0	61	46	3.1	65	6	
92...	28	12	5	1	4	6	2	4	1	8	36	2.0	...	4	
93...	13	9	2	2	...	6	3	3	3	7	49	4.6	...	2	
94...	**53	19	9	3	6	10	6	4	4	12	54	4.0	3	2	
95...	96	55	20	11	9	34	9	25	4	38	49	2.3	18	13	
96...	20	21	21	9	12	2	13	52	1.6	
97...	2	2	
7.....	2469	1145	1110	1106	4	30	26	4	5	708	22000	6.3	319	98	3.8	1	22
2...	18	9	9	9	8	27000	7.1	1	
3...	55	26	24	24	...	2	...	2	17	19000	6.3	5	...	3.4	...	1	
5...	38	12	12	12	11	12000	5.7	1	1	
6...	93	49	49	49	45	18000	6.0	1	
7...	51	16	16	16	16	16500	5.9	
8...	31	11	10	10	...	1	7	11500	5.3	3	3	
9...	57	19	19	19	18	14500	5.7	1	
10...	63	22	22	22	19	12000	5.1	3	1	
11...	41	20	20	20	
12...	72	23	23	23	23	24000	6.9	
13...	63	25	25	25	24	16000	5.5	
14...	46	16	16	16	13	12500	5.6	1	
15...	51	18	18	18	15	41000	9.3	1	
16...	45	17	17	17	16	15000	5.4	1	
17...	52	13	13	13	12	23000	6.4	1	
18...	36	21	20	20	...	1	4	10	27000	6.6	8	112	4.4	
19...	29	13	8	8	...	4	1	6	...	5.5	6	...	3.8	
20...	41	17	16	15	1	1	1	11	15000	5.7	3	
21...	32	16	16	16	7	...	5.9	9	73	4.4	
22...	58	25	20	20	...	5	3	2	19	12500	5.4	4	
23...	51	24	21	21	...	2	20	15000	5.8	1	
24...	32	12	12	12	10	29000	7.9	1	
25...	47	23	23	23	15	23000	6.7	8	66	4.3	
26...	26	15	15	15	2	11	83	4.9	
27...	31	16	16	15	1	5	...	6.6	9	63	3.9	
28...	133	105	102	102	...	1	1	21	33000	6.6	43	105	3.5	...	6	
29...	42	16	16	16	16	29000	7.3	
30...	13	8	8	8	7	19000	5.6	
31...	32	12	12	12	11	31000	7.0	
32...	43	16	16	16	15	32000	7.1	
33...	28	10	10	10	4	6	
34...	28	14	14	14	11	18000	5.2	3	
35...	17	8	8	8	7	26000	6.9	1	

Table 2.—CHARACTERISTICS OF HOUSING UNITS, BY BLOCKS; 1960—Con.

["Total population" contains no persons in group quarters unless preceded by asterisk: one asterisk (*) denotes less than 10 percent; two asterisks (**), 10 percent or more]

Blocks within census tracts	Total population	All housing units by condition and plumbing									Occupied housing units								
		Total	Sound			Deteriorating			Dilapidated	Owner occupied			Renter occupied			Occupied by non-white	1.01 or more persons per room		
			Total	With all plumbing facilities	Lacking some or all facilities	Total	With all plumbing facilities	Lacking some or all facilities		Total	Average value (dollars)	Average number of rooms	Total	Average contract rent (dollars)	Average number of rooms				
								With flush toilet										No flush toilet	
36...	12	4		
37...	27	13		
38...	7	2		
39...	33	14		
40...	33	16		
41...	115	44		
42...	19	8		
43...	34	14		
44...	30	19		
45...	45	19		
46...	15	6		
47...	31	11		
48...	6	2		
49...	40	14		
50...	12	6		
51...	107	55		
52...	64	35		
53...	23	10		
54...	36	16		
55...	61	28		
56...	42	26		
57...	57	31		
58...	125	85		
8.....	*6616	2756	2354	2329	25	356	334	22	...	46	1717	13000	5.5	804	76	4.1	3	79	
1...	23	10	9	9	...	1	1	7	3800	7.1	2	
3...	71	30	11	11	...	16	11	5	...	3	12	1800	5.9	14	56	3.6	...	4	
4...	121	47	31	31	...	16	16	29	950	5.3	15	77	4.2	...	3	
5...	106	46	30	30	...	16	16	28	1050	5.2	8	83	5.5	...	2	
6...	95	44	34	34	...	10	10	32	1200	5.3	8	83	3.8	
7...	39	15	15	15	12	1350	6.4	2	
8...	31	12	11	11	1	10	750	4.7	1	
9...	24	8	3	3	...	4	4	5	800	4.2	3	
11...	4	3	
12...	22	10	6	5	1	4	3	1	6	550	4.7	4	
13...	27	12	4	4	...	8	7	1	3	8	58	3.5	...	1	
14...	45	21	21	19	2	12	950	5.3	7	54	4.3	
15...	49	24	21	20	1	...	1	10	900	5.4	10	78	4.0	...	1	
16...	50	24	24	24	12	1150	5.3	10	68	3.9	
17...	31	14	12	12	...	2	2	11	900	5.5	2	
18...	56	24	24	24	14	1250	5.1	9	87	4.1	
19...	51	14	14	14	10	1150	5.4	4	3	
20...	28	9	9	9	7	1800	5.6	2	
21...	44	19	19	19	15	1600	6.0	3	
22...	45	18	18	18	13	1550	5.6	5	91	5.2	...	1	
23...	37	13	13	13	11	1150	5.1	2	1	
24...	71	20	20	20	15	1050	5.6	4	4	
25...	86	26	26	26	20	1200	5.2	6	101	5.3	1	1	
26...	62	23	23	23	20	1250	5.3	1	
27...	70	21	21	21	20	1150	5.2	
28...	58	18	18	18	17	1100	5.1	1	
29...	52	17	17	17	15	1600	6.2	1	
30...	34	13	13	13	13	1550	5.8	
31...	40	12	12	12	10	1450	5.8	1	
32...	28	6	6	6	5	1850	6.2	1	
33...	40	12	12	12	11	1650	6.1	1	1	
34...	47	17	17	17	12	1600	5.8	4	
35...	40	13	13	13	8	1100	5.6	5	82	4.4	...	1	
36...	43	17	17	17	9	1050	5.7	5	77	4.4	...	2	
37...	39	14	14	14	12	1250	5.6	2	
38...	56	23	23	23	15	1100	5.7	6	78	4.3	
39...	36	24	22	22	...	2	2	7	...	6.6	5	81	4.0	
40...	16	8	5	5	...	3	3	6	2300	4.8	1	1	
41...	18	7	2	2	...	5	5	3	4	
42...	32	16	5	5	...	11	7	4	6	1150	4.8	9	57	4.2	
43...	33	14	3	3	...	10	10	5	...	6.2	6	62	3.8	...	1	
44...	**41	12	5	5	...	7	7	4	7	57	3.9	...	1	
47...	2	1	
48...	85	37	19	19	...	16	15	1	2	26	950	5.5	9	55	4.3
49...	15	8	7	7	6	1000	6.0	1	
50...	45	19	18	14	4	...	1	14	1100	5.6	4	1	
51...	5	2	
52...	11	8	7	7	...	1	1	4	1	
53...	58	18	17	17	...	1	1	14	1550	6.1	3	1	
54...	54	18	13	12	1	3	3	2	15	950	4.8	2	1	
55...	25	9	8	8	...	1	1	8	1400	5.8	
56...	46	12	12	12	11	1650	6.6	1	
57...	106	31	31	31	26	1250	5.7	5	...	4.4	...	1	
58...	24	8	8	8	7	1050	5.1	1	1	
59...	44	16	16	16	13	1100	4.9	2	1	
60...	119	41	41	41	34	1100	5.3	7	69	4.7	...	3	
61...	39	16	15	15	...	1	1	14	1100	5.4	
62...	62	21	21	21	17	1150	5.1	4	1	
63...	72	22	21	21	...	1	1	18	1100	4.7	4	2	
64...	67	19	16	16	...	1	1	2	16	1000	5.3	3	1	
65...	40	18	11	11	...	4	4	3	11	900	4.6	6	58	3.0	...	2	

City Block Characteristics

Table 2.—CHARACTERISTICS OF HOUSING UNITS, BY BLOCKS: 1960—Con.

["Total population" contains no persons in group quarters unless preceded by asterisk; one asterisk (*) denotes less than 10 percent; two asterisks (**). 10 percent or more]

Blocks within census tracts	Total population	All housing units by condition and plumbing									Occupied housing units							
		Total	Sound			Deteriorating			Dilapidated	Owner occupied			Renter occupied			Occupied by non-white	1.01 or more persons per room	
			Total	With all plumbing facilities	Lacking some or all facilities	Total	With all plumbing facilities	Lacking some or all facilities		Total	Average value (dollars)	Average number of rooms	Total	Average contract rent (dollars)	Average number of rooms			
																		With flush toilet
154...	12	6	5	5	...	1	1	5	...	5.4	1
155...	44	28	27	27	...	1	1	10	17500	5.5	15	96	3.1
156...	58	26	25	25	...	1	1	16	14500	6.2	6	85	4.3
157...	*39	21	20	20	...	1	1	10	15000	6.7	7	60	3.4
158...	38	15	11	11	...	3	3	1	10	25000	7.7	4
159...	80	36	34	34	...	2	2	19	15500	6.6	13	68	3.8	...	1
161...	42	27	25	23	2	2	2	6	...	5.7	14	79	3.7	...	1
162...	**59	27	27	27	11	18500	5.4	12	83	4.5	...	1
163...	24	8	5	5	...	3	3	1	7	54	4.0	...	2
164...	36	19	19	19	6	...	5.0	8	89	5.0	...	1
165...	7	4
166...	99	58	58	56	2	11	23000	6.4	46	55	3.0
9.....	2361	874	853	853	...	18	18	3	527	14000	5.5	303	71	4.2	1	49
1...	3	1
2...	33	15	15	15	7	17500	5.0	7	71	3.3
3...	4	1
5...	44	17	12	12	...	5	5	3	12	63	3.8	...	3
6...	9	4
7...	26	14	13	13	...	1	1	6	32000	5.2	6	52	2.7
8...	18	6	6	6	5	23000	5.6	1
9...	53	20	19	19	...	1	1	10	14000	5.4	10	160	4.7	...	1
10...	65	22	19	19	...	2	2	1	13	13000	6.5	9	72	4.8	...	1
11...	71	23	20	20	...	2	2	1	17	14500	5.2	6	79	5.0
12...	46	18	17	17	...	1	1	13	13500	5.3	4
13...	43	14	14	14	7	13500	5.3	6	83	4.8	...	1
14...	37	18	18	18	11	17000	5.6	5	115	4.2
15...	70	25	25	25	24	16500	5.3	1	1	...
16...	38	18	18	18	18	17500	5.6
17...	31	15	15	15	12	16000	5.4	1
18...	51	26	26	26	15	10000	5.2	9	70	3.3
19...	77	31	30	30	...	1	1	25	10000	5.3	5	75	3.8	...	1
20...	44	18	18	18	12	14500	5.6	5	73	3.8
21...	46	18	18	18	13	12500	5.3	5	113	5.0
22...	71	29	29	29	19	12000	5.7	8	72	4.5	...	1
23...	63	23	23	23	14	14000	5.3	8	74	4.1
24...	69	18	18	18	12	18000	5.5	6	120	5.3	...	2
25...	12	4
26...	50	17	17	17	17	13000	5.4
27...	87	28	28	28	27	12500	5.4
28...	36	12	12	12	9	12500	4.9	2
29...	48	15	15	15	13	12500	5.5	1
30...	52	19	19	19	12	14500	6.0	6	78	4.0	...	1
31...	45	21	21	21	17	13000	5.5	4
32...	35	18	18	18	12	14000	5.3	5	79	4.2
33...	63	30	30	30	21	13000	5.2	9	77	3.4	...	1
34...	67	24	24	24	7	14000	6.0	16	76	4.2
35...	43	12	11	11	...	1	1	12	11500	5.2
36...	48	20	20	20	16	11500	5.0	1
37...	206	49	49	49	48	50	4.2	...	16
38...	198	51	51	51	50	45	4.1	...	17
39...	56	20	20	20	15	11500	4.9	4	2
40...	13	4
41...	43	18	18	18	12	13500	6.1	5	95	4.2
42...	41	18	17	17	1	14	16500	5.3	4
43...	45	26	26	26	12	13000	5.8	8	91	4.5
44...	60	27	25	25	...	2	2	18	12000	5.6	5	77	4.4	...	1
45...	62	27	27	27	11	15000	6.4	14	60	3.3	...	1
46...	39	20	19	19	...	1	1	15	14000	6.4	4
10.....	4026	1447	1284	1274	10	149	131	16	2	14	809	12000	5.3	541	67	4.0	3	148
1...	55	21	17	17	...	3	3	11	8500	4.5	8	69	4.0	...	3
2...	66	23	12	12	...	8	8	3	5	11000	4.0	17	67	3.7	2	5
3...	46	16	11	11	...	5	4	1	7	9500	3.9	8	68	4.4	...	3
4...	20	8	8	8	5	11000	5.6	2
5...	42	14	14	14	10	13000	5.7	4	1
6...	56	24	23	23	...	1	1	15	10500	5.6	9	85	3.6
7...	55	24	24	23	1	16	13500	5.1	5	91	4.4	...	1
8...	43	18	18	18	14	14000	5.6	4	1
9...	45	18	14	14	...	4	4	12	14500	5.8	6	79	4.8
10...	65	28	26	26	...	2	2	16	13000	5.4	9	74	4.2	...	1
11...	13	9	8	8	...	1	1	5	...	5.8	1
12...	1
13...	36	11	11	11	8	17500	5.6	3	1
14...	9	9	6	3	3	3	1	2	4	3
15...	61	29	19	19	...	10	10	17	14500	6.3	9	71	3.8	...	1
16...	55	28	28	28	16	13000	5.5	9	66	3.2
17...	18	8	8	8	5	14500	5.8	3
18...	26	17	5	5	...	12	10	2	9	10000	5.2	5	64	3.4
19...	59	19	11	11	...	8	8	13	11000	5.6	4	1
20...	23	13	11	11	...	2	2	7	10000	4.6	4
21...	85	39	31	31	...	8	6	2	14	11500	5.0	21	61	3.5	...	3
22...	53	25	21	21	...	4	2	2	13	11000	5.6	11	63	2.6	...	1
23...	45	19	18	18	...	1	1	10	11500	6.0	9	70	3.4
24...	38	18	8	7	1	10	10	9	11500	6.2	7	67	3.6
25...	42	12	11	11	...	1	1	11	14000	6.0	1

Table 2.—CHARACTERISTICS OF HOUSING UNITS, BY BLOCKS: 1960—Con.

["Total population" contains no persons in group quarters unless preceded by asterisk: one asterisk (*) denotes less than 10 percent; two asterisks (**), 10 percent or more]

Blocks within census tracts	Total population	All housing units by condition and plumbing									Occupied housing units								
		Sound					Deteriorating				Dilapidated	Owner occupied			Renter occupied			Occupied by non-white	1.01 or more persons per room
		Total	With all plumbing facilities	Lacking some or all facilities	Total	With all plumbing facilities	Lacking some or all facilities		Total	Average value (dollars)		Average number of rooms	Total	Average contract rent (dollars)	Average number of rooms				
							With flush toilet	No flush toilet											
26...	8	4
27...	39	19	18	18	1	3	2	1	16	14500	5.8	3
28...	51	23	20	19	1	3	2	1	15	12000	5.3	8	64	3.3
29...	43	18	15	15	...	3	3	11	11000	4.8	5	84	4.4	...	1
30...	63	23	22	22	...	1	1	11	9500	5.3	9	143	4.3	...	2
31...	43	17	17	17	17	10500	5.2
32...	53	20	20	19	1	13	12500	5.2	6	83	4.5	...	1
33...	40	15	14	14	...	1	1	5	8500	4.2	8	63	3.9	...	3
34...	29	9	8	7	1	1	...	1	8	5500	4.3	1	1
35...	36	12	12	11	1	6	8000	4.7	4	3
36...	65	26	26	26	13	12500	4.8	10	72	3.0	...	3
37...	39	12	12	12	9	9000	4.9	3	...	1	...	1
38...	51	22	22	22	11	6500	4.5	8	61	3.6	...	3
39...	61	23	22	22	...	1	1	10	7500	4.0	11	63	4.5	...	2
40...	42	19	19	19	...	4	4	9	7000	4.9	9	78	4.2	...	1
41...	91	36	31	31	1	17	5500	4.1	17	70	3.6	...	4
42...	70	21	21	21	14	10000	5.4	5	76	4.0	...	5
43...	61	20	17	17	...	3	1	1	1	14	5500	5.6	4	1
44...	77	26	21	21	...	5	5	23	10000	4.6	3	3
45...	197	63	60	60	...	3	3	50	12500	5.2	11	81	3.9	...	4
46...	52	13	13	13	1	11	12000	5.5	2	2
47...	47	17	3	3	...	13	12	1	...	1	...	9	8000	5.0	8	60	4.3	...	3
48...	1	1	7
49...	44	16	9	8	1	7	...	7	8500	5.4	6	66	4.5	...	3
50...	28	12	11	11	...	1	1	10	11500	4.5	2	1
51...	70	29	28	28	...	1	1	25	12000	5.2	2
52...	28	8	8	8	8	12000	5.4	1
53...	27	13	13	13	9	11000	4.9	4
54...	672	181	181	181	49	14000	5.6	120	46	4.3	...	49
55...	41	20	15	15	...	5	5	11	19000	5.9	8	79	4.0
56...	30	10	10	10	...	7	3	3	1	10	22000	6.9
57...	37	21	14	14	12	16000	5.9	6	64	2.7
58...	49	22	22	22	14	14500	5.5	6	121	4.7
59...	301	68	68	68	66	55	4.4	24
60...	51	20	20	20	19	12000	5.5
61...	54	21	19	19	...	2	2	17	11500	5.2	2	1
62...	38	15	15	15	14	11500	5.3
63...	39	15	13	13	...	2	2	10	12000	4.9	4
64...	26	11	9	9	...	2	2	8	10000	5.1	3
65...	36	13	10	10	...	2	2	1	...	2	9	77	4.1	...	1
66...	55	19	17	17	...	2	2	13	10500	5.1	6	81	4.3
67...	84	23	21	21	...	2	2	21	9500	5.1	1	2
11.....	2503	728	721	721	...	7	7	640	19500	6.0	48	125	5.5	1	14
1...	57	16	16	16	14	19000	6.0	1	1
2...	45	15	15	15	13	18500	5.8	1
3...	43	12	12	12	11	17500	6.1	1
4...	85	25	24	24	...	1	1	22	18500	6.5
5...	132	46	46	46	34	19500	6.1	7	104	4.0	...	1
6...	42	19	17	17	...	2	2	15	12500	5.1	1
7...	57	24	24	24	18	12500	5.2	6	88	4.3
8...	61	18	18	18	18	15500	5.4
9...	65	19	19	19	15	15500	6.0	2
10...	58	14	14	14	12	17500	6.3	1	1
11...	38	12	12	12	8	15000	5.5	3
12...	42	13	13	13	12	15500	5.8	1
13...	52	14	14	14	14	20000	6.8	1	1
14...	33	14	10	10	...	4	4	11	21000	5.3	1
15...	56	17	17	17	15	27000	6.5	1
16...	70	20	20	20	19	23000	6.5
17...	82	20	20	20	19	22000	6.1	1	1
18...	28	6	6	6	6	23000	6.3
19...	35	14	14	14	9	27000	6.4	1
20...	51	16	16	16	15	21000	6.0
21...	28	7	7	7	7	22000	6.4
22...	108	31	31	31	31	22000	6.2	1
23...	72	23	23	23	20	18000	6.0	1
24...	10	4
25...	64	18	18	18	18	19500	6.0
26...	88	24	24	24	24	22000	6.1
27...	93	24	24	24	20	21000	6.0	3	1
28...	105	25	25	25	23	20000	6.5	1	1
29...	105	27	27	27	25	22000	6.5	2
30...	90	24	24	24	21	19500	5.9	2
31...	63	17	17	17	15	19000	5.7	1
32...	82	24	24	24	22	19500	5.8	1	1
33...	38	12	12	12	10	18500	6.0	2
34...	18	8	8	8	6	18500	5.7
35...	63	16	16	16	15	18500	6.1	1	2
36...	85	23	23	23	20	19500	6.0	2
37...	98	28	28	28	23	20000	6.0	3
38...	45	12	12	12	12	20000	6.0
39...	65	16	16	16	15	17000	6.0	1
40...	51	11	11	11	10	18500	6.4	1	2

City Block Characteristics

Table 2.—CHARACTERISTICS OF HOUSING UNITS, BY BLOCKS: 1960—Con.

["Total population" contains no persons in group quarters unless preceded by asterisk; one asterisk (*) denotes less than 10 percent; two asterisks (**), 10 percent or more]

Blocks within census tracts	Total population	All housing units by condition and plumbing								Occupied housing units							
		Total	Sound			Deteriorating			Dilapidated	Owner occupied			Renter occupied			Occupied by non-white	1.01 or more persons per room
			Total	With all plumbing facilities	Lacking some or all facilities	Total	With all plumbing facilities	Lacking some or all facilities		Total	Average value (dollars)	Average number of rooms	Total	Average contract (dollars)	Average number of rooms		
						With flush toilet	No flush toilet										
12.....	*4028	1209	1205	1202	3	2	2	2	2	1065	17500	5.9	101	110	5.5	...	32
1....	86	28	28	28	25	13500	5.2	1	3
2....	33	15	15	15	11	11500	5.0	2
3....	71	21	20	20	...	1	1	15	12500	5.3	6	...	5.0	...	1
4....	77	24	24	24	18	10500	5.3	5	100	5.4	...	1
5....	42	17	17	17	15	13500	5.4
6....	32	12	12	12	9	14000	5.2	2
7....	35	12	12	12	12	13500	5.6
8....	37	12	12	12	12	15500	5.5
9....	43	12	12	12	11	12500	5.5	1
10....	41	16	16	16	16	13000	5.3
11....	15	4
12....	32	11	11	11	10	12000	5.2	1	1
13....	85	31	31	31	27	13500	5.3	3
14....	87	29	29	29	26	15500	5.8	2	1
15....	105	32	32	32	30	14500	5.8	2
16....	106	37	37	37	34	14000	5.5	1	1
17....	43	11	10	10	...	1	1	9	12000	5.6	2	2
18....	69	20	20	20	18	11500	5.8	1	1
19....	19	10	10	10	9	11000	5.2
21....	39	12	12	12	10	15000	5.8	1	1
22....	43	16	16	16	16	12500	5.1	1
23....	33	12	12	12	12	14000	6.0
24....	41	12	12	12	11	18000	6.4	1
25....	25	8	8	8	7	15500	5.6	1
26....	8	4
27....	*24	7	7	7	7	13500	5.0
28....	49	18	18	18	16	12500	5.1	1	1
29....	106	35	35	35	30	15500	5.8	3
30....	117	32	32	32	25	16500	6.2	5	127	6.8	...	1
31....	136	35	35	35	34	17500	6.4	1
32....	65	21	21	21	19	13000	5.1	1
33....	45	13	13	13	11	12500	5.4	2
34....	53	14	14	14	14	14000	6.1
35....	90	24	24	24	19	12500	5.8	5	105	5.6
36....	65	20	20	20	16	13000	5.6	2
37....	58	20	20	20	16	12500	5.3	4
38....	68	24	24	24	20	12500	5.3	4
39....	92	32	32	32	27	12000	5.1	2	1
40....	103	28	27	27	1	25	30000	6.7
41....	21	8	8	8	5	...	6.2	2
42....	89	28	28	27	1	15	13000	5.2	12	102	4.4	...	1
43....	121	33	32	32	1	27	17000	5.8	4	3
44....	127	32	32	32	28	18000	5.5	4	4
45....	113	34	34	34	33	15500	5.3	1
46....	227	63	63	63	54	16500	6.2	5	129	6.4	...	1
47....	62	16	16	16	14	17000	6.4	2	1
48....	50	15	15	15	15	16500	5.8
49....	124	32	32	31	1	28	17000	5.8	3	2
50....	66	16	16	16	15	14500	6.2	1	1
51....	55	14	14	14	11	17000	6.1	3	1
52....	35	11	11	11	10	18000	6.2	1
53....	47	12	12	12	11	22000	6.8	1
54....	74	18	18	18	18	34000	7.7
55....	75	23	23	23	22	30000	6.9
56....	68	15	15	14	1	15	33000	6.7
57....	12	4
58....	29	8	8	8	8	29000	6.9
59....	72	19	19	19	18	34000	7.4
60....	26	7	7	7	7	30000	6.9
61....	76	20	20	20	20	31000	7.0
62....	16	5	5	5	5	24000	7.8
63....	15	7	7	7	6	28000	6.7
64....	59	14	14	14	14	36000	7.5
65....	51	14	14	14	13	28000	6.9	1
13.....	*4209	1595	1519	1508	11	64	62	2	12	1143	17500	6.1	356	81	4.2	1	41
1....	72	22	17	17	...	5	5	11	8000	5.2	10	67	4.0	...	4
2....	39	19	12	12	...	6	6	...	1	6	...	5.0	9	88	4.6	...	1
3....	69	29	29	29	26	18000	5.9	2
4....	18	8	8	8	7	26000	6.3	1
5....	66	24	23	23	...	1	1	19	21000	7.2	3	1
6....	72	26	26	26	18	20000	6.8	7	84	4.7
7....	12	4
8....	42	22	21	21	...	1	...	1	...	7	16000	7.1	13	72	4.4	...	1
9....	34	18	12	12	...	6	6	3	12	65	3.7
10....	164	80	78	78	...	2	2	45	27000	6.9	29	80	3.0
12....	72	20	20	20	15	26000	6.7	5	...	6.6
13....	74	32	28	28	...	4	4	9	18500	6.8	20	77	4.2	...	1
14....	33	19	19	19	11	20000	5.5	5	103	3.8
15....	34	17	17	17	10	13000	5.8	6	59	2.5
16....	52	17	12	12	...	5	5	11	10000	5.1	6	79	4.2	...	2
17....	16	6	6	6	6	25000	5.8
18....	65	24	24	24	17	18500	5.8	5	98	4.4	...	1
19....	37	16	14	14	...	2	2	13	16500	6.0	3
20....	32	16	16	16	9	13000	5.6	6	89	4.0

Table 2.—CHARACTERISTICS OF HOUSING UNITS, BY BLOCKS: 1960—Con.

["Total population" contains no persons in group quarters unless preceded by asterisk: one asterisk (*) denotes less than 10 percent; two asterisks (**), 10 percent or more]

Blocks within census tracts	Total population	All housing units by condition and plumbing									Occupied housing units						
		Total	Sound			Deteriorating			Dilapidated	Owner occupied			Renter occupied			Occupied by non-white	1.01 or more persons per room
			Total	With all plumbing facilities	Lacking some or all facilities	Total	With all plumbing facilities	Lacking some or all facilities		Total	Average value (dollars)	Average number of rooms	Total	Average contract rent (dollars)	Average number of rooms		
							With flush toilet	No flush toilet									
21...	20	10	10	10	8	14500	5.4	2
22...	30	12	11	11	...	1	1	11	11000	5.4	1
23...	40	24	23	23	...	1	1	13	19000	5.8	5	71	3.4
24...	17	7	7	7	6	21000	7.0	1
25...	22	12	10	10	...	1	1	...	1	7	17000	6.3	3	1
26...	61	23	22	22	1	14	15500	5.3	8	74	4.1
27...	29	15	12	12	...	2	1	1	1	11	12000	4.6	1
28...	63	28	28	28	26	20000	5.9
29...	14	4
30...	44	12	12	12	12	31000	7.4
31...	97	37	37	37	32	31000	7.2	3
32...	26	8	8	8	7	33000	7.0	1
33...	59	24	24	24	22	24000	6.9	1
34...	12	4
35...	24	8	8	8	8	12500	5.6
36...	40	14	14	14	11	10500	5.5	3	1
37...	63	27	25	21	4	2	2	16	14000	5.6	8	65	3.9
38...	39	18	18	18	13	13500	5.9	4	1
39...	17	7	7	7	7	18000	5.8
40...	11	6	6	6	6	17000	7.7
41...	4	2
42...	35	11	11	11	11	22000	7.9
43...	18	5	5	5	3	2
44...	27	8	8	8	6	19000	7.0	2
45...	37	12	12	12	10	18000	6.9	1
46...	99	36	34	34	...	2	2	19	16000	6.4	16	69	4.5	...	3
47...	**62	19	19	19	7	12500	5.6	12	75	4.2	...	2
48...	*102	38	38	38	29	17000	6.0	5	104	6.0
49...	62	21	21	20	1	19	15000	5.9	2
50...	48	20	20	20	17	13500	6.4	2
51...	38	12	12	12	6	18000	6.8	5	91	6.2	...	1
52...	12	4
53...	36	15	15	15	14	27000	6.4
54...	29	12	12	12	10	20000	6.5	1
55...	58	16	16	16	15	25000	7.1
56...	54	16	16	16	15	24000	7.1	1
57...	29	8	8	8	8	24000	7.0
58...	19	8	8	8	8	26000	7.1
59...	16	8	8	8	7	16500	5.7	1
60...	25	10	10	10	8	15500	6.3	2
61...	13	7	7	7	6	16000	5.3	1
62...	58	25	25	25	22	13500	5.7	3
63...	48	14	14	14	11	13500	5.5	3	1
64...	36	12	12	11	1	12	17000	6.2
65...	22	8	8	8	8	31000	7.0
66...	30	8	8	7	1	7	16000	6.1	1
67...	29	12	11	11	...	1	1	9	19000	6.2	1
68...	58	24	24	24	21	17000	6.2	1	1
69...	66	24	23	23	...	1	1	14	12500	5.6	8	90	4.1	...	1
70...	50	22	22	21	1	14	12000	5.7	7	79	3.3
71...	30	9	9	9	9	11500	5.4
72...	56	19	19	19	15	14000	5.5	3	1
73...	58	16	15	15	...	1	1	15	13500	5.5	1	2
74...	22	4
75...	2	1
76...	48	19	18	18	...	1	1	17	11500	5.0	2
77...	59	22	19	19	...	1	1	...	2	14	10500	5.1	3	2
78...	49	18	17	17	...	1	1	11	12000	5.5	4	1
79...	21	10	9	8	1	1	6	14500	6.2	2
80...	83	36	34	34	...	2	2	28	13500	5.3	5	69	3.8
81...	39	21	21	21	15	13000	5.6	5	98	4.2
82...	57	19	19	19	6	10500	4.7	11	80	4.6	...	1
83...	101	44	41	41	...	1	1	...	2	22	12500	4.9	17	82	3.8	...	1
84...	49	16	16	16	15	12500	5.8	1
85...	72	22	20	18	2	2	2	12	11000	5.1	9	96	4.3	1	2
86...	65	19	19	19	14	12500	5.5	5	...	4.6	...	3
87...	48	16	13	13	...	3	3	13	10000	5.5	3	1
88...	32	6	6	6	3	3	1
89...	23	9	6	6	3	7	7500	5.4	1
90...	28	7	7	7	7	22000	6.7
91...	22	9	9	9	7	18500	5.9
92...	62	17	17	17	17	16000	6.1
93...	50	15	15	15	15	17500	6.1
94...	71	19	19	19	15	15500	6.1	4	1
95...	111	46	38	38	...	8	8	30	8000	4.8	16	70	4.1	...	2
14.....	*3278	1149	935	919	16	181	155	26	33	541	10000	5.0	501	74	3.9	3	121
1...	78	52	49	48	1	2	2	...	1	7	19500	6.0	40	87	2.5	...	2
3...	55	28	27	27	...	1	1	13	7500	4.7	11	82	3.9
4...	*124	31	15	15	...	12	8	4	4	2	28	49	3.9	...	7
6...	5	1
8...	34	11	7	7	...	4	4	5	6	72	4.3	...	1
9...	41	13	8	8	...	3	3	...	2	4	8500	5.0	7	67	4.1	1	2
10...	79	21	15	15	...	2	1	1	4	12	8000	4.8	8	69	4.8	...	4
13...	18	4
14...	44	12	12	12	7	10500	5.0	4	1

Table 2.—CHARACTERISTICS OF HOUSING UNITS, BY BLOCKS: 1960—Con.

["Total population" contains no persons in group quarters unless preceded by asterisk; one asterisk (*) denotes less than 10 percent; two asterisks (**), 10 percent or more]

Blocks within census tracts	Total population	All housing units by condition and plumbing									Occupied housing units							
		Total	Sound			Deteriorating			Dilapidated	Owner occupied			Renter occupied			Occupied by non-white	1.01 or more persons per room	
			Total	With all plumbing facilities	Lacking some or all facilities	Total	With all plumbing facilities	Lacking some or all facilities		Total	Average value (dollars)	Average number of rooms	Total	Average contract rent (dollars)	Average number of rooms			
							With flush toilet	No flush toilet										
15...	32	8	2	2	...	6	6	4	4	2
16...	75	20	18	18	...	2	2	18	9000	5.0	2	3
17...	79	25	24	24	...	1	1	17	9500	4.6	4	5
18...	61	20	16	16	...	4	4	10	9000	5.3	10	83	3.9	...	1
19...	61	22	8	8	...	13	12	1	...	1	8	6000	5.3	13	65	4.3	...	1
20...	84	23	15	15	...	6	6	13	8000	5.5	9	68	4.6	...	3
21...	30	6	4	4	...	2	2	5	6000	5.2	1	3
22...	37	15	12	11	1	3	3	11	8000	4.9	1	1
23...	34	9	6	5	1	3	3	3	6	68	4.5	...	3
24...	13	4
25...	33	8	7	7	...	1	1	4	4	1
26...	50	16	10	8	2	6	1	5	6	10000	4.8	10	41	3.1	...	3
27...	23	17	17	17	5	...	5.0	10	74	3.7
28...	27	27	27	27	9	...	5.0	16	80	3.8	...	1
29...	46	32	32	32	2	23	90	2.8	...	1
31...	44	16	2	2	...	9	7	2	...	5	4	10	44	3.7	...	3
32...	35	14	12	12	...	2	1	1	5	12000	4.2	8	73	3.6	...	2
33...	70	25	18	18	...	7	7	13	7000	4.8	11	76	4.5	...	1
34...	46	17	12	12	...	4	4	1	11	8500	5.5	6	55	3.5	...	1
35...	45	15	13	13	...	2	2	14	9000	5.2	1
36...	67	20	18	17	1	2	2	12	8500	5.3	8	76	4.0	...	3
38...	70	24	16	16	...	7	5	2	...	1	12	8000	5.3	8	73	5.3	...	3
39...	58	18	14	11	3	4	1	3	8	11500	4.8	10	58	3.6	...	2
40...	20	11	10	10	...	1	1	4	5	93	4.4
41...	73	28	28	26	2	8	15500	5.1	18	79	4.2	...	3
42...	8	5	5	5	2	2
43...	**99	4
44...	29	15	15	15	5	13500	5.2	6	84	3.5
45...	26	14	14	14	1	11	67	2.6	...	2
46...	35	12	11	10	1	1	1	5	9000	5.2	6	56	4.2	...	2
47...	51	20	15	15	...	5	3	2	14	10000	4.4	6	55	3.8
48...	62	19	19	19	16	9500	4.9	3	2
49...	54	23	20	20	...	3	3	8	10500	5.5	7	79	4.4	...	2
50...	39	10	10	10	8	9500	4.9	2	2
51...	30	9	4	3	1	5	1	4	2	7	55	4.6	...	1
52...	39	13	13	13	3	9	92	3.8	...	2
53...	56	23	23	21	2	14	14000	4.9	8	77	3.5
54...	19	13	13	13	1	7	91	5.0
55...	2	5	2	2	...	3	3	1
56...	48	20	15	15	...	3	3	2	13	11000	5.1	6	78	3.3	...	1
57...	21	6	5	5	...	1	1	5	11000	4.8	1	1
58...	68	18	18	18	14	9000	4.8	4	5
59...	36	13	12	12	...	1	...	1	6	9000	5.5	5	89	4.4	...	1
60...	11	3
61...	74	23	19	19	...	4	4	14	11500	4.7	7	80	4.1	...	2
62...	83	30	24	24	...	5	5	1	10	15000	4.4	15	70	3.8	...	5
63...	28	8	6	6	...	2	2	1	5	63	4.8	...	2
64...	11	7	7	7	7	9500	4.7
65...	35	10	6	6	...	4	4	4	6	51	4.2	...	1
66...	23	6	3	3	...	3	3	6	51	4.8	1	2
67...	15	9	5	5	...	2	2	2	1	4
68...	67	20	20	20	16	10000	4.9	3	2
69...	59	20	20	20	16	11000	5.2	4	1
70...	69	21	21	21	19	9500	4.7	2	1
71...	8	3
74...	101	33	16	16	...	16	16	1	11	9000	6.3	19	90	3.8	...	7
75...	92	37	27	27	...	8	8	2	19	9500	4.5	12	63	3.8	...	6
76...	86	33	27	27	...	5	5	1	23	10500	4.7	7	89	3.7	...	3
77...	49	22	21	21	...	1	1	12	10500	4.7	8	87	3.6
78...	19	9	9	9	6	9500	5.3	2
15.....	37	12	9	9	...	3	...	3	8	10500	5.0	4	2
1.....	37	12	9	9	...	3	...	3	8	10500	5.0	4	2
16.....	*2601	959	884	847	37	55	49	6	...	20	619	16000	5.5	248	83	3.8	3	56
1.....	37	21	20	9	11	1	1	10	...	3.1	11	40	2.2
2.....	61	22	22	22	13	21000	5.9	9	135	4.4
3.....	26	8	8	8	6	26000	6.3	1
4.....	16	5	5	5	5	20000	6.2
5.....	5	2
6.....	75	23	23	23	17	20000	5.8	6	94	3.8	...	2
7.....	54	17	17	17	15	18500	6.1
8.....	35	11	11	11	9	20000	6.8	1
9.....	52	15	15	15	13	19000	6.8	1
10.....	51	14	14	14	14	20000	6.6
11.....	67	15	15	15	14	22000	6.6	1
12.....	78	22	22	22	22	19000	6.4
13.....	79	23	23	23	22	19000	6.1	1
14.....	57	20	20	20	20	19000	6.2
15.....	45	14	14	14	13	24000	6.5
16.....	*49	16	16	16	15	22000	6.5
17.....	59	17	17	17	17	24000	6.3
18.....	67	19	19	19	13	22000	6.2	6	109	4.0	...	2
19.....	1	1
20.....	92	42	42	42	19	18000	4.7	19	90	2.6	...	1
21.....	350	181	165	146	19	11	11	5	81	19500	4.2	64	96	3.5	...	17

Table 2.—CHARACTERISTICS OF HOUSING UNITS, BY BLOCKS: 1960—Con.

["Total population" contains no persons in group quarters unless preceded by asterisk; one asterisk (*) denotes less than 10 percent; two asterisks (**). 10 percent or more]

Blocks within census tracts	Total population	All housing units by condition and plumbing									Occupied housing units							
		Total	Sound			Deteriorating			Dilapidated	Owner occupied			Renter occupied			Occupied by non-white	1.01 or more persons per room	
			Total	With all plumbing facilities	Lacking some or all facilities	Total	With all plumbing facilities	Lacking some or all facilities		Total	Average value (dollars)	Average number of rooms	Total	Average contract rent (dollars)	Average number of rooms			
								With flush toilet										No flush toilet
22...	34	9	9	9	9	20000	6.6	
23...	32	10	10	10	9	18500	6.3	1	
24...	76	24	24	24	18	18500	5.9	3	1	
25...	7	3	
26...	51	15	15	15	15	13500	5.9	2	1	
27...	42	17	17	17	6	14000	6.2	7	86	4.1	
28...	54	15	15	15	12	17500	6.1	3	
29...	71	45	45	39	6	9	15000	6.2	22	95	3.2	...	1	
30...	29	11	11	11	7	11000	5.6	4	1	
32...	12	5	1	1	...	4	2	2	...	1	3	1	
33...	37	10	8	8	...	1	1	...	1	4	6	38	4.3	...	2	
34...	11	5	5	5	2	1	1	
35...	61	20	20	20	14	12500	5.5	5	...	4.4	...	2	
36...	37	13	13	12	1	11	13500	5.8	1	
37...	52	19	19	19	18	14000	5.6	1	
38...	3	2	
39...	11	3	
40...	2	1	
41...	28	8	5	5	3	6	8500	5.3	2	1	
42...	41	17	11	11	...	6	5	1	...	8	9000	4.5	9	58	3.4	...	2	
47...	5	2	5	3	
50...	49	14	10	10	...	3	3	...	1	8	8000	4.9	5	...	5.0	...	1	
51...	12	6	5	5	3	2	4	
52...	60	18	8	8	...	7	6	1	3	5	9000	4.4	11	51	4.1	...	4	
53...	46	18	15	15	...	3	3	13	9500	5.2	1	
54...	60	21	14	14	...	7	7	13	7500	5.7	57	...	4.5	...	2	
55...	42	13	12	12	1	9	9000	5.0	4.8	...	1	
56...	20	7	2	2	...	4	4	...	1	5	...	4.8	...	2	
59...	34	13	11	11	2	5	...	4.4	5	59	3.6	...	1	
60...	38	15	15	15	13	6500	5.2	2	2	
61...	30	14	14	14	8	9000	4.8	5	...	3.8	...	1	
62...	57	17	17	17	14	9000	5.1	3	3	
63...	34	14	13	13	...	1	...	1	...	14	5000	5.4	
64...	14	5	5	5	3	3	1	
65...	42	16	11	11	...	3	3	...	2	11	5500	4.4	4	2	
66...	11	6	5	5	...	1	1	5	6500	5.0	
17.....	1295	470	464	451	13	5	2	3	1	378	18500	4.5	46	83	3.8	5	40	
1...	86	30	29	27	2	1	1	18	8000	4.7	8	67	3.6	...	5	
2...	424	191	187	177	10	3	...	3	1	167	15000	2.7	23	71	2.8	1	26	
3...	69	20	20	20	11	9000	4.7	7	88	4.6	...	2	
4...	79	20	20	20	17	9000	5.1	3	4	
6...	14	4	
7...	232	87	87	86	1	60	24000	6.6	1	1	
8...	110	32	32	32	28	21000	6.6	2	
11...	28	11	11	11	9	19000	6.7	1	
12...	53	15	14	14	...	1	1	13	19500	6.6	
15...	134	43	43	43	35	21000	6.0	1	1	
16...	66	17	17	17	16	16500	5.8	1	
18.....	*5193	1272	1249	1230	19	22	15	7	...	525	10000	4.7	692	54	4.0	1156	438	
1...	2	1	
2...	59	16	15	15	...	1	...	1	...	13	8500	4.5	2	4	
3...	21	6	3	3	...	3	1	2	...	1	4	1	1	
4...	232	63	55	54	1	7	5	2	1	41	10500	5.0	18	74	4.3	22	10	
6...	257	65	65	62	3	3	62	72	3.1	65	36	
7...	188	53	53	52	1	5	12000	5.4	45	75	3.0	49	20	
8...	49	14	14	14	13	13000	5.5	13	2	
9...	1	1	
10...	2	1	
11...	73	21	19	19	...	2	1	1	...	18	10000	4.8	1	18	4	
12...	116	27	26	26	...	1	25	12000	5.0	2	27	6	
13...	13	1	
17...	132	42	42	42	32	75	4.0	32	14	
18...	92	26	26	26	26	78	3.0	26	10	
19...	*510	119	119	118	1	27	9000	5.5	87	45	4.5	114	45	
20...	140	27	27	27	26	46	4.4	26	14	
21...	310	68	68	68	2	64	43	4.4	66	29	
22...	202	31	31	31	1	29	42	5.1	31	20	
23...	79	25	25	25	1	21	35	3.9	22	6	
24...	**154	33	32	32	...	1	1	26	10500	5.3	7	63	5.3	33	7	
25...	101	32	30	30	...	2	2	28	10500	5.0	2	30	2	
26...	77	22	20	20	...	2	2	20	12500	5.9	1	21	3	
27...	22	7	7	7	6	13000	5.5	1	7	...	
28...	41	11	11	11	11	11500	6.0	11	...	
31...	72	22	22	22	17	12500	4.6	5	96	3.4	22	7	
33...	58	16	15	15	...	1	1	16	9500	4.8	16	4	
34...	73	22	22	22	22	8000	4.4	22	4	
35...	91	22	22	22	21	8500	4.6	1	22	5	
36...	144	60	60	60	3	54	36	3.2	57	8	
37...	112	19	19	19	19	48	4.5	19	12	
38...	314	54	54	54	1	53	40	4.6	53	29	
39...	483	104	104	95	9	26	8000	3.9	70	61	3.5	96	60	
40...	61	18	17	17	...	1	1	17	8500	4.2	16	6	
41...	40	10	10	10	10	8500	4.2	10	3	
42...	33	12	12	12	11	8500	4.0	11	2	

City Block Characteristics

Table 2.—CHARACTERISTICS OF HOUSING UNITS, BY BLOCKS: 1960—Con.

["Total population" contains no persons in group quarters unless preceded by asterisk; one asterisk (*) denotes less than 10 percent; two asterisks (**), 10 percent or more]

Blocks within census tracts	Total population	All housing units by condition and plumbing								Occupied housing units							
		Sound				Deteriorating				Owner occupied			Renter occupied				
		Total	With all plumbing facilities	Lacking some or all facilities	Dilapidated	Total	With all plumbing facilities	Lacking some or all facilities	Dilapidated	Total	Average value (dollars)	Average number of rooms	Total	Average contract rent (dollars)	Average number of rooms	Occupied by non-white	1.01 or more persons per room
43...	119	30	30	29	1	30	9000	4.1	30	11
44...	115	31	31	31	28	8500	4.1	2	30	7
45...	75	18	18	17	1	17	8500	4.1	1	18	5
46...	96	22	22	22	21	8500	4.3	1	22	7
47...	392	88	88	87	1	28	9500	4.8	55	47	4.4	83	30
49...	42	12	12	12	12	8500	4.0	12	3
19.....	**114	2
1...	**114	2
20.....	3632	1398	1386	1381	5	11	11	1168	13500	5.4	167	93	4.4	...	27
1...	211	123	123	123	108	15000	3.3	7	80	4.4
2...	26	7	7	7	7	19000	6.6
3...	11	3
4...	75	24	24	24
5...	66	20	20	20	21	14000	5.7	2
6...	61	18	18	18	20	31000	6.6
7...	56	18	18	18	17	14500	5.8	1
8...	78	25	25	25	17	12500	5.5	1
9...	56	15	15	15	21	15500	5.4	3	1
10...	44	27	27	25	2	14	15500	5.6	1
11...	7	4	10	10000	4.3	15	96	2.6	...	1
12...	9	4
13...	56	20	20	20	16	18500	6.1	3	1
14...	101	37	37	37	31	14000	5.8	4
15...	77	31	31	31	31	14500	5.8
16...	125	31	31	31	28	19500	6.2	2	1
17...	39	18	18	18	15	11000	5.9	2
18...	48	16	16	16	14	13000	5.6	2	1
19...	53	18	18	18	17	12000	5.7	1
20...	46	18	18	18	14	14500	6.0	3
21...	56	27	27	27	21	12000	5.4	3
22...	93	34	34	32	2	19	12500	5.7	14	82	4.6	...	3
23...	64	22	21	21	...	1	1	16	13500	5.0	5	100	4.0	...	1
24...	48	16	16	16	16	12500	6.0	1
25...	50	20	20	20	17	12000	5.4	2
26...	36	17	17	17	14	11000	5.4	3
27...	51	20	19	19	...	1	1	17	11000	5.6	1
28...	41	17	17	16	1	16	12500	5.8	1
29...	47	17	17	17	15	11000	5.7	1
30...	61	22	22	22	19	13000	5.7	3
31...	80	39	39	39	28	12000	5.4	8	83	4.4
32...	94	41	40	40	1	35	12000	5.2	2
33...	44	21	20	20	...	1	1	18	11000	5.3	2
34...	58	20	19	19	...	1	1	14	11000	5.4	5	97	5.6	...	1
35...	59	20	20	20	17	12000	6.3	3	1
36...	67	18	18	18	15	11500	5.7	3	2
37...	71	20	20	20	15	10500	5.9	4	2
38...	48	20	20	20	18	11500	5.7	1
39...	37	16	16	16	15	11000	5.0	1
40...	53	24	24	24	19	11500	5.3	4
41...	74	43	42	42	...	1	1	33	12500	5.3	1
42...	54	27	27	27	23	13500	5.1	3
44...	44	17	17	17	15	12500	5.5	1
45...	35	15	15	15	13	11000	5.5	2
46...	50	16	16	16	16	11500	5.8
47...	50	16	16	16	16	10500	5.3
48...	34	12	12	12	8	11500	5.1	2	1
49...	46	12	12	12	11	12000	4.9	1	1
50...	25	8	8	8	8	10500	5.0	2
51...	72	20	20	20	19	12000	5.4	1	1
52...	61	20	20	20	13	12000	5.8	7	79	4.0	...	1
53...	46	16	15	15	...	1	1	14	12000	5.7	2
54...	64	20	20	20	18	12500	5.8	2
55...	39	16	16	16	15	13000	5.7
56...	48	20	19	19	15	13500	5.5	4	1
57...	46	16	16	16	15	16500	6.3	1
58...	30	15	14	14	...	1	1	10	13000	5.6	4
59...	24	12	12	12	10	12000	5.2	2
60...	26	12	12	12	12	10500	4.7
61...	21	8	8	8	8	12000	5.1
62...	58	20	20	20	16	13500	5.5	3
63...	46	16	16	16	14	14500	6.1	1
64...	50	16	16	16	15	12000	6.2	1
65...	4	2
68...	10	4
69...	12	4
70...	31	14	14	14	11	12000	5.3	3
71...	18	8	8	8	8	12500	5.6
72...	29	12	12	12	9	20000	5.9	3
73...	55	21	20	20	...	1	1	14	10000	5.9	6	105	4.8	...	1
74...	27	12	11	11	...	1	1	6	12500	5.5	4
21.....	*6928	2779	2639	2590	49	105	100	5	...	1741	14000	5.5	822	82	4.0	1	92
1...	*70	24	23	23	...	1	1	18	16000	5.7	6	98	5.3

Table 2.—CHARACTERISTICS OF HOUSING UNITS, BY BLOCKS: 1960—Con.

["Total population" contains no persons in group quarters unless preceded by asterisk (*); one asterisk (*) denotes less than 10 percent; two asterisks (**), 10 percent or more]

Blocks within census tracts	Total population	All housing units by condition and plumbing									Occupied housing units							
		Sound			Deteriorating			Dilapidated	Owner occupied			Renter occupied			Occupied by non-white	1.01 or more persons per room		
		Total	With all plumbing facilities	Lacking some or all facilities	Total	With all plumbing facilities	Lacking some or all facilities		Total	Average value (dollars)	Average number of rooms	Total	Average contract rent (dollars)	Average number of rooms				
							With flush toilet	No flush toilet										
2...	*108	36	34	34	...	1	1	1	26	16500	5.9	9	98	5.7
3...	86	33	14	13	1	17	17	2	16	9000	5.3	13	62	3.5	...	3
4...	47	18	17	17	...	1	1	14	11500	5.3	2
5...	47	19	19	19	1	14	11500	5.3	4
6...	61	21	21	21	15	12500	5.7	2	1
7...	42	16	16	16	14	11000	4.9	2
8...	35	19	17	17	...	2	2	9	13000	5.4	6	88	4.3
9...	3	1
10...	145	46	46	46	41	12500	5.3	4	3
11...	43	19	18	18	...	1	1	16	14500	5.1	2
12...	51	21	21	21	17	13500	5.3	3	1
13...	115	42	41	41	...	1	1	33	18500	6.1	7	118	5.3
14...	13	5	5	5	4	1
15...	31	13	13	13	10	16000	5.6	1
16...	32	13	13	13	11	11500	5.8	1	1
17...	45	18	18	18	15	13500	5.1	3
18...	41	18	18	18	15	12000	5.1	2
19...	40	16	14	14	...	2	2	14	11000	5.1	2
20...	49	17	16	16	1	13	14000	5.5	3
21...	46	19	18	18	...	1	1	16	13000	4.9	2
22...	33	13	13	13	12	12500	4.8
24...	28	16	5	4	1	9	5	4	...	2	8	5500	4.0	6	53	3.8
25...	36	12	9	9	...	2	2	10	10500	5.6	2
26...	30	17	9	9	...	3	3	5	4	8	66	4.3	...	1
27...	20	10	10	10	10	16500	5.9
29...	23	5	3	3	2	5	54	5.0
30...	3	2
31...	37	12	2	2	...	1	1	9	3	9	51	4.2
32...	45	15	14	14	...	1	1	4	10	83	4.6	...	2
33...	38	16	12	12	...	1	1	3	8	11500	4.8	5	70	5.2	...	1
34...	46	17	17	17	11	11500	4.7	4	1
35...	3	2
36...	21	10	10	10	7	12000	4.7	1
37...	100	29	29	29	25	12500	5.3	3	3
38...	68	21	21	21	19	12500	5.2	2	1	1
39...	54	17	17	17	15	14500	5.2	1	2
40...	27	8	8	8	8	15000	5.6
41...	117	45	44	44	...	1	1	35	11000	4.7	9	88	4.7	...	3
42...	121	43	42	42	...	1	1	35	11000	5.1	6	79	4.8	...	2
43...	75	25	25	25	24	12000	5.0	1	4
44...	38	15	12	12	...	2	2	1	3	13000	5.3	6	87	3.8
45...	15	11	10	8	2	1	1	8	4
47...	103	42	40	38	2	2	1	1	21	11000	5.1	19	60	3.3	...	5
48...	26	14	11	9	2	3	3	7	7500	5.1	6	50	3.7	...	1
49...	13	6	6	6	2	3
50...	2	1
51...	27	8	8	6	2	2	6	56	3.7	...	2
52...	6	3
53...	47	16	15	11	4	1	1	5	9500	5.6	11	31	2.9	...	3
54...	11	7	7	3	4	5	72	2.8	...	1
55...	34	16	14	12	2	2	2	7	8500	5.0	7	53	3.0	...	2
56...	93	46	40	34	6	6	6	21	8500	4.8	21	53	2.9	...	3
57...	45	19	17	17	...	2	2	7	10000	5.3	11	57	3.5
58...	16	7	7	7	4	3
59...	36	15	14	14	1	7	14000	4.3	6	87	4.7	...	1
60...	38	12	12	12	9	11000	5.0	2	1
61...	57	17	17	17	16	14500	5.9	1
62...	50	15	15	15	12	12500	5.4	2	1
63...	111	52	51	51	...	1	1	37	10500	4.9	10	69	3.7	...	2
64...	112	45	45	44	1	39	12000	5.0	4
65...	51	16	16	16	16	16000	6.3
66...	28	10	9	9	1	9	10000	4.4	2	1
67...	55	22	21	21	...	1	1	14	11000	5.0	6	70	3.3
68...	26	14	13	11	2	1	1	8	11500	4.1	6	60	2.5
69...	99	41	38	38	...	3	3	20	10000	4.9	17	60	3.6	...	4
70...	22	13	11	8	3	1	1	5	6000	4.2	8	46	3.1
71...	7	5	4	4	1	3	1
72...	20	8	8	6	2	1	7	56	3.4	...	1
73...	33	11	11	9	2	2	9	33	3.6
76...	10	6	6	6	1	5	...	3.8
77...	49	19	14	14	...	5	5	6	...	5.7	13	67	3.6	...	1
78...	18	11	11	5	6	3	7	51	2.6
79...	76	32	27	26	1	5	3	14	12500	5.6	15	62	4.1	...	2
80...	97	35	32	32	...	3	3	18	9500	5.3	17	73	4.0	...	1
81...	58	26	25	25	...	1	1	10	10500	5.5	13	82	3.6	...	1
82...	60	24	24	24	16	12500	5.3	5	78	3.4	...	1
83...	60	21	21	20	1	18	10500	5.1	2	1
84...	37	15	15	15	9	12000	5.4	4
85...	60	18	18	18	13	15000	5.6	4	2
86...	79	27	27	27	12	10000	5.1	13	79	4.1	...	3
87...	13	8	8	8	4	3
88...	54	19	19	19	16	10000	5.1	1	2
89...	67	23	23	23	16	12500	5.6	5	70	4.2
90...	53	21	21	21	17	13500	5.2	3
91...	47	23	23	23	16	15000	5.5	4
92...	53	17	17	17	13	13500	5.7	2
93...	49	27	27	27	8	12500	4.6	15	83	2.9	...	1

Table 2.—CHARACTERISTICS OF HOUSING UNITS, BY BLOCKS: 1960—Con.

["Total population" contains no persons in group quarters unless preceded by asterisk; one asterisk (*) denotes less than 10 percent; two asterisks (**), 10 percent or more]

Blocks within census tracts	Total population	All housing units by condition and plumbing								Occupied housing units							
		Total	Sound			Deteriorating			Dilapidated	Owner occupied			Renter occupied			Occupied by non-white	1.01 or more persons per room
			Total	With all plumbing facilities	Lacking some or all facilities	Total	With all plumbing facilities	Lacking some or all facilities		Total	Average value (dollars)	Average number of rooms	Total	Average contract rent (dollars)	Average number of rooms		
94...	109	46	46	45	1	38	13500	5.6	6	87	4.3	...	1
95...	23	11	9	9	...	2	2	8	73	4.6	...	1
96...	38	16	14	14	...	2	2	5	...	5.8	9	73	4.1	...	1
97...	65	28	27	27	...	1	1	10	11000	5.5	15	62	3.9	...	1
98...	51	19	19	19	15	13500	5.1	3	1
99...	67	26	26	26	17	11500	5.8	8	76	4.3	...	1
100...	63	24	24	24	13	12500	5.2	9	73	4.1	...	1
101...	54	23	23	23	13	13000	5.1	10	89	4.1	...	1
102...	31	15	15	15	10	12500	5.5	4	1
103...	30	13	12	12	...	1	1	7	13000	5.6	3	1
104...	51	21	20	20	...	1	1	9	10000	5.4	11	68	3.7
105...	52	24	23	23	...	1	1	11	11500	5.2	12	95	3.8
106...	31	15	10	9	1	3	3	5	...	4.4	6	40	4.5
107...	13	10	8	8	3	3
108...	11	3
110...	4	2
111...	82	35	35	34	1	13	14000	5.4	20	135	4.1	...	1
112...	43	16	16	16	14	13500	6.4	2
113...	43	16	16	16	10	17500	5.8	5	88	5.2
114...	58	22	22	22	13	13500	6.0	7	77	3.3
115...	41	20	20	20	11	10500	5.8	7	77	3.6
116...	73	28	28	28	18	14500	5.7	7	108	5.4
117...	38	17	17	17	9	12000	5.9	7	307	3.6	...	1
118...	60	17	17	17	13	13500	6.1	3	3
119...	50	23	23	23	11	14000	6.3	10	71	3.5	...	1
120...	50	18	18	18	17	19000	5.8	1
121...	42	17	17	17	15	18500	5.9	2
122...	56	19	19	19	14	12500	5.6	5	93	4.2
123...	44	17	17	17	14	11000	5.6	3
124...	73	27	25	25	...	2	2	14	15500	5.5	13	91	4.5	...	1
125...	72	37	37	36	1	25	13500	6.1	6	98	3.2
126...	66	24	24	24	22	17500	6.8	1
127...	73	27	27	27	25	14000	5.9
128...	23	11	11	11	10	17500	6.1
129...	46	23	22	22	...	1	1	15	19000	5.5	6	79	3.3
130...	52	18	18	18	17	25000	6.4	1
131...	54	20	20	20	18	24000	6.6	2
132...	34	15	15	14	1	12	16500	6.0	2
133...	44	18	18	18	14	16500	5.9	4	1
134...	39	12	12	12	10	16500	5.5	2	1
135...	49	16	16	16	12	16500	6.3	3
136...	40	15	15	15	13	14000	6.2	1
137...	46	16	16	16	12	15500	6.3	3	1
138...	39	21	21	21	11	15500	6.3	9	71	3.6
139...	53	16	16	16	12	16500	6.2	4
140...	*88	40	40	40	8	29000	6.4	25	108	3.8	...	1
141...	4	2
142...	70	56	54	54	...	2	2	5	...	4.4	35	126	4.3	...	1
143...	93	59	59	59	9	18500	5.1	39	130	4.3
145...	72	25	25	25	21	15000	5.9	3
146...	60	29	29	29	22	17000	5.7	3
147...	65	21	21	21	18	23000	6.4	1
148...	42	14	14	14	13	26000	6.4	1
149...	18	6	6	6	6	30000	6.7
151...	4	2
22.....	*1488	553	547	538	9	6	6	438	26000	6.3	94	55	3.9	...	3
1...	35	15	15	15	12	25000	6.2	3
2...	12	6	6	6	6	18500	6.2
3...	44	16	16	16	16	16000	5.7
4...	70	24	24	24	22	17000	5.7	1	1
5...	49	19	19	19	18	17500	5.8	1
6...	43	17	17	17	17	24000	6.4
7...	18	7	7	7	6	27000	6.5	1
8...	14	6	6	6	5	33000	7.4
9...	48	18	18	18	15	22000	5.9	1
10...	34	14	14	14	13	21000	6.2	1
11...	12	6	6	6	6	17500	5.5
12...	*312	116	111	104	7	5	5	37	28000	6.4	73	33	3.6	...	1
13...	41	19	19	19	17	20000	5.7
14...	49	20	20	20	17	26000	6.6	2
15...	8	4
16...	34	14	14	13	1	14	28000	6.6
17...	45	16	16	16	12	29000	6.4	2
18...	22	10	10	10	10	21000	5.9
19...	25	10	10	10	8	26000	6.0	1
20...	39	13	13	13	13	30000	6.6
21...	26	9	9	9	9	35000	7.1
22...	34	9	9	9	9	39000	7.4
23...	16	8	8	8	7	40000	6.9
24...	30	10	10	10	10	42000	7.1
29...	6	3
30...	21	12	12	11	1	6	...	7.2	4
37...	58	18	18	18	15	32000	6.7	3
38...	44	12	12	12	12	27000	6.0
39...	37	12	12	12	12	26000	6.5

Table 2.—CHARACTERISTICS OF HOUSING UNITS, BY BLOCKS: 1960—Con.

["Total population" contains no persons in group quarters unless preceded by asterisk; one asterisk (*) denotes less than 10 percent; two asterisks (**), 10 percent or more]

Blocks within census tracts	Total population	All housing units by condition and plumbing									Occupied housing units						
		Total	Sound			Deteriorating			Dilapidated	Owner occupied			Renter occupied			Occupied by non-white	1.01 or more persons per room
			Total	With all plumbing facilities	Lacking some or all facilities	Total	With all plumbing facilities	Lacking some or all facilities		Total	Average value (dollars)	Average number of rooms	Total	Average contract rent (dollars)	Average number of rooms		
							With flush toilet	No flush toilet									
40...	40	12	12	12	12	28000	6.8	1
41...	10	5	4	4	...	1	1	5	20000	5.8
42...	23	8	8	8	8	23000	6.4
43...	22	8	8	8	8	25000	5.9
44...	25	8	8	8	8	26000	6.1
45...	21	9	9	9	8	32000	7.1
46...	56	15	15	15	15	26000	6.7
47...	21	10	10	10	10	26000	6.4
48...	28	10	10	10	10	27000	6.4
49...	16	5	5	5	5	23000	6.2
23.....	*3657	1089	1055	1052	3	34	31	2	1	956	15500	5.6	100	108	5.1	3	44
1...	86	22	22	22	20	16500	5.8	2	3
2...	20	6	6	6	6	19500	5.8
3...	54	15	15	15	15	19000	5.6
4...	58	16	16	16	15	17000	5.7	1	1	...
5...	67	21	21	21	15	14500	5.2	5	104	5.0	1	1
6...	59	20	20	20	15	13500	5.2	1	2
7...	21	9	9	9	8	18000	5.5	1
8...	28	8	8	8	6	18000	5.0	2
9...	38	16	16	16	15	16500	5.9	1
10...	26	8	6	6	...	2	2	5	20000	6.6	2
11...	29	7	7	7	7	17000	6.9
13...	53	16	16	16	15	13500	6.1
14...	75	25	24	24	...	1	1	22	12500	5.4	2	1
15...	41	15	12	12	...	3	3	14	12500	5.4	1
16...	54	17	17	17	15	12500	5.3	2	1
17...	54	20	20	20	17	13000	4.9	2
18...	64	19	19	19	17	13000	5.7	1
20...	192	50	48	48	...	2	2	46	21000	6.5	3
21...	138	45	45	45	41	21000	6.1	3
22...	55	16	16	16	15	13500	5.1	1	2
23...	57	14	14	14	14	14000	5.2	1
24...	51	14	14	14	11	19000	5.8	2	2
25...	67	14	14	14	12	19000	5.8	2	2
26...	59	14	14	14	13	19500	5.5	1	2
27...	49	15	15	15	14	16000	4.9
28...	91	24	24	24	21	14500	5.4	1	2
29...	49	14	14	14	13	17500	5.8	1
30...	59	14	14	14	11	19500	5.5	3
31...	45	14	14	14	12	19000	5.7	2	1	...
32...	79	20	20	20	18	13500	5.6	2	2
33...	60	14	14	14	11	16000	6.5	3	2
34...	32	11	11	11	11	18000	5.5
35...	47	16	15	15	...	1	1	13	17500	5.5	2
37...	45	11	11	11	11	20000	6.4
38...	52	16	13	13	...	3	3	15	17000	5.7	1
39...	58	16	12	12	...	4	4	16	13000	5.6	1
40...	27	7	6	6	...	1	1	7	13500	6.0
41...	50	16	15	15	...	1	1	15	12500	5.5
42...	62	20	18	18	...	2	2	16	14000	5.4	1
43...	36	13	9	9	...	4	4	13	11500	4.7
44...	129	40	34	34	...	6	5	1	...	35	16000	5.5	3	1
45...	204	54	54	54	49	18000	5.7	3	2
46...	*68	21	21	21	21	14500	5.5
47...	61	18	18	18	14	18500	5.8	2	2
48...	*62	16	16	16	15	16000	5.7	1	1
49...	24	7	7	7	4	2	1
50...	66	20	20	20	17	15000	5.4	2	2
64...	51	16	16	16	13	10500	5.2	3
65...	61	16	16	16	15	12500	5.4	1	1
66...	105	30	30	30	26	13500	5.7	4
67...	33	9	9	9	8	15000	6.0	1
70...	34	9	9	9	7	14500	5.7	2	1
71...	16	4
72...	11	4
73...	65	20	20	20	19	15000	5.8	1
74...	34	12	12	12	11	13000	5.5	1
75...	54	16	16	16	16	14000	5.5	1
76...	87	27	27	27	26	12000	5.1	1	1
81...	88	44	40	37	3	4	2	1	1	26	...	3.3	15	45	2.6	...	5
88...	39	12	12	12	11	12500	5.4	1	1
89...	57	17	17	17	14	13000	5.3	3
90...	21	9	9	9	5	10000	4.4	3
24.....	**2531	474	438	432	6	29	27	2	...	310	14000	5.0	141	69	4.4	1	74
2...	**1213	104	103	103	...	1	1	93	...	3.1	11	110	5.9	...	39
23...	9	4
24...	65	18	17	17	...	1	1	11	15000	5.5	7	113	5.3
25...	8	3
26...	13	4
27...	6	3
28...	16	4
29...	27	11	3	3	...	6	5	1	7	64	4.1	...	3
30...	44	15	6	6	...	7	6	1	...	5	7500	5.0	7	72	3.7	...	3
33...	17	9	8	8	...	1	1	3	6	...	4.0

Table 2.—CHARACTERISTICS OF HOUSING UNITS, BY BLOCKS: 1960—Con.

["Total population" contains no persons in group quarters unless preceded by asterisk: one asterisk (*) denotes less than 10 percent; two asterisks (**), 10 percent or more]

Blocks within census tracts	Total population	All housing units by condition and plumbing								Occupied housing units								
		Sound				Deteriorating				Dilapidated	Owner occupied			Renter occupied			Occupied by non-white	1.01 or more persons per room
		Total	Total	With all plumbing facilities	Lacking some or all facilities	Total	With all plumbing facilities	Lacking some or all facilities			Total	Average value (dollars)	Average number of rooms	Total	Average contract rent (dollars)	Average number of rooms		
								With flush toilet	No flush toilet									
34...	29	11	4	4	...	7	7	2	7	79	3.6	...	3
35...	22	10	10	10	5	25000	5.2	4	1
36...	201	59	59	54	5	2	56	38	3.8	1	12
37...	9	3
38...	38	9	9	9	8	15500	6.0	1	1
39...	115	29	29	29	27	14500	6.1	1	3
40...	134	33	33	33	30	13500	6.0	3
41...	27	7	7	7	6	16000	6.2	1
42...	39	12	12	12	8	16500	6.5	2
43...	46	15	15	15	12	15000	5.8
44...	68	18	18	18	15	14500	5.6	2
45...	95	24	24	24	21	13500	5.8	3	1
46...	78	19	19	19	13	13000	5.8	6	110	5.5	...	2
47...	50	11	11	10	1	8	13000	5.6	3	2
48...	71	15	15	15	12	13500	6.3	3	1
49...	41	12	12	12	10	13500	5.7	1
50...	50	12	12	12	9	14500	5.9	3	1
25.....	1402	437	436	436	...	1	1	334	16000	5.7	14	119	5.6	...	31
9...	38	11	11	11	8	13500	5.4	1
10...	27	7	7	7	7	14000	5.4
11...	42	14	14	14	11	14000	5.3	3
12...	56	20	19	19	...	1	1	15	15000	5.7	1
13...	95	26	26	26	23	15000	6.1	1	2
14...	121	34	34	34	28	14500	5.9	3	1
15...	80	18	18	18	16	14000	5.6	1	4
16...	60	17	17	17	15	15500	6.0
17...	43	12	12	12	11	16000	5.8
18...	43	9	9	9	8	16500	5.8	1
19...	84	19	19	19	16	16500	6.0	1	2
20...	53	15	15	15	15	12000	5.3
21...	14	12	12	12	4
22...	45	18	18	18	12	12500	5.0	2
23...	66	20	20	20	15	13500	5.0	1
24...	69	20	20	20	16	14000	5.2	4
25...	32	6	6	6	6	15000	5.7	2
26...	42	10	10	10	7	17000	6.1	3	1
27...	63	18	18	18	14	14500	5.4	4
28...	56	14	14	14	12	13500	5.2	4
29...	9	4
31...	57	21	21	21	14	20000	6.1	2
32...	180	74	74	74	48	22000	6.3
33...	27	18	18	18	10	17000	6.6	1
26.....
32.....	510	139	139	139	131	28000	6.3	5	152	5.8	...	2
1...	46	12	12	12	11	34000	7.0
2...	21	6	6	6	6	40000	7.0
3...	4	1
4...	3	1
5...	53	14	14	14	14	29000	6.6
6...	44	10	10	10	10	28000	6.7
7...	82	24	24	24	21	27000	6.5	2
8...	23	5	5	5	5	33000	7.6
9...	38	11	11	11	10	37000	6.5
10...	88	22	22	22	21	26000	6.5	1	1
11...	108	33	33	33	31	16000	5.3	2	1
40.....	*2130	585	578	574	4	7	7	460	13000	5.3	52	115	5.1	1	76
1...	8	3	3
2...	78	18	18	18	16	13500	5.5	2	3
3...	83	22	21	21	...	1	1	18	13000	5.2	2	6
4...	100	23	23	23	14	12500	5.1	6	118	5.0	...	2
5...	73	19	19	19	15	12500	5.2	3	4
6...	31	11	11	11	8	14500	5.8	4
7...	88	22	22	22	19	14000	5.7	2	4
8...	120	29	29	29	25	11000	5.0	3	6
9...	86	23	19	18	1	4	4	21	12500	5.2	1	1	4
10...	109	26	26	25	1	19	12000	5.1	6	101	5.0	...	6
11...	74	17	17	17	16	13000	5.7	1	3
12...	3	2
13...	6	2	1
14...	49	14	14	14	12	13000	5.2	1	10
15...	*203	49	49	49	45	14000	5.1	4	5
16...	88	19	17	17	...	2	2	15	12000	5.1	4	3
17...	76	19	19	19	17	11500	5.0	1
20...	5	2
21...	106	28	28	28	22	12000	5.1	5	133	5.2	...	2
22...	63	14	14	14	13	13000	5.3	1
23...	9	2
24...	63	16	16	16	13	13500	5.5	3	2
25...	7	2
26...	73	18	18	18	16	13500	5.6	2
27...	8	2
28...	8	15	15	15	2
29...	8	13	13	13	2
30...	8	13	13	13	2

U.S. CENSUS OF HOUSING: 1960

Series HC(3)-114

CITY BLOCKS


Pensacola, Fla.

Prepared under the supervision of
WAYNE F. DAUGHERTY, Chief
Housing Division



U.S. DEPARTMENT OF COMMERCE
Luther H. Hodges, Secretary
BUREAU OF THE CENSUS

Richard M. Scammon, *Director (From May 1, 1961)*
Robert W. Burgess, *Director (To March 3, 1961)*





BUREAU OF THE CENSUS

RICHARD M. SCAMMON, *Director* (From May 1, 1961)

ROBERT W. BURGESS, *Director* (To March 3, 1961)

A. ROSS ECKLER, *Deputy Director*

HOWARD C. GRIEVES, *Assistant Director*

CONRAD TAUBER, *Assistant Director*

MORRIS H. HANSEN, *Assistant Director for Statistical Standards*

CHARLES B. LAWRENCE, JR., *Assistant Director for Operations*

WALTER L. KEHRES, *Assistant Director for Administration*

CALVERT L. DEDRICK, *Chief, International Statistical Programs Office*

A. W. VON STRUVE, *Acting Public Information Officer*

Housing Division—

WAYNE F. DAUGHERTY, *Chief*

DANIEL B. RATHBUN, *Assistant Chief*

BEULAH WASHBAUGH, *Special Assistant*

MILTON D. LIEBERMAN, *Chief, Coordination and Research*

Decennial Operations Division—GLEN S. TAYLOR, *Chief*

Electronic Systems Division—ROBERT F. DRURY, *Chief*

Field Division—JEFFERSON D. MCPHKE, *Chief*

Geography Division—WILLIAM T. FAX, *Chief*

Population Division—HOWARD G. BRUNSMAN, *Chief*

Statistical Methods Division—JOSEPH STEINBERG, *Chief*

Library of Congress Card Number: A61-9347

SUGGESTED CITATION

U.S. Bureau of the Census. *U.S. Census of Housing: 1960. Vol. III, City Blocks.*
Series HC(3), No. 114.

U.S. Government Printing Office, Washington, D.C., 1961.

For sale by the Superintendent of Documents, U.S. Government Printing Office, Washington 25, D.C.
or any of the Field Offices of the Department of Commerce — Price 25 cents.

Table 1.—CHARACTERISTICS OF HOUSING UNITS, FOR THE CITY: 1960

Subject	Number	Percent	Subject	Number	Percent
All housing units	18,346	100.0	Occupied housing units—Con.		
CONDITION AND PLUMBING			COLOR		
Sound	12,499	68.1	White	11,959	70.7
With all plumbing facilities	11,581	63.1	Nonwhite	4,962	29.3
Lacking some or all facilities	918	5.0	PERSONS PER ROOM		
Deteriorating	4,190	22.8	1.00 or less	14,531	85.9
With all plumbing facilities	2,483	13.5	1.01 or more	2,390	14.1
Lacking some or all facilities	1,707	9.3	AVERAGE NUMBER OF ROOMS		
With flush toilet	1,670	9.1	Owner occupied	5.7	...
No flush toilet	37	0.2	Renter occupied	3.6	...
Dilapidated	1,657	9.0	VALUE AND RENT		
Occupied housing units	16,921	100.0	Average value	12,400	...
TENURE			Average contract rent	46	...
Owner occupied	10,848	64.1			
Renter occupied	6,073	35.9			

NOTE.—On the map for Pensacola approximately 1,550 blocks are identified.

Table 2.—CHARACTERISTICS OF HOUSING UNITS, BY BLOCKS: 1960

["Total population" contains no persons in group quarters unless preceded by asterisk; one asterisk (*) denotes less than 10 percent; two asterisks (**), 10 percent or more]

Blocks within block numbering areas	Total population	All housing units by condition and plumbing								Occupied housing units								
		Total	Sound		Deteriorating			Dilapidated	Owner occupied			Renter occupied			Occupied by non-white	1.01 or more persons per room		
			Total	With all plumbing facilities	Lacking some or all facilities	Total	With all plumbing facilities		Lacking some or all facilities	Total	Average value (dollars)	Average number of rooms	Total	Average contract rent (dollars)			Average number of rooms	
A.....	*10351	3419	3272	3256	16	118	112	4	2	29	2697	18000	6.1	428	76	4.3	4	113
1...	114	43	37	37	...	6	6	40	22000	4.5	3	3
2...	233	94	91	91	...	3	3	65	17500	5.9	1	3
3...	41	11	11	11	10	11000	5.6	2
4...	39	12	12	12	10	12500	5.3	1
5...	82	20	19	19	...	1	1	17	16000	5.8	1	3
6...	28	7	7	7	7	16500	6.0
7...	6	1
8...	48	12	12	12	11	16000	5.7	1	11
9...	45	11	11	11	11	13500	5.7	1
10...	68	24	17	17	...	5	5	2	17	14500	5.5	5	...	3.2	1	1
11...	19	5	1	1	...	1	1	3	4	1	1
12...	108	54	40	39	1	6	3	3	...	8	28	11500	4.9	1	1	5
13...	...	1
14...	69	24	24	24	19	15000	5.7
15...	58	18	18	18	15	14000	5.3	1	1
16...	56	27	27	27	15	13500	5.1
17...	71	31	31	31	18	14000	5.3	1	2
18...	47	16	16	16	12	17000	5.7	2
19...	105	35	35	35	30	15500	5.5
20...	385	129	129	129	103	17000	5.6	4
21...	2	1
22...	99	26	26	26	25	22000	6.4	1
23...	77	19	19	19	18	23000	6.3	1
24...	15	4
29...	30	7	7	7	7	24000	6.6
30...	75	19	19	19	17	23000	6.4	1
31...	71	17	17	17	17	22000	6.6	1
32...	50	13	13	13	13	23000	6.5
35...	7	2
37...	33	9	9	9	8	15000	6.1	1
38...	26	10	10	10	6	16500	5.8	1
39...	13	11	11	11	5	20000	6.6
40...	31	11	11	11	8	24000	6.5
41...	2	3
42...	15	9	9	9	5	22000	6.8
47...	29	6	6	6	6	25000	7.2	1
48...	84	19	19	19	19	23000	6.6	1
49...	54	11	11	11	10	25000	6.7	1
51...	77	21	21	21	20	21000	6.4	1
52...	17	4
53...	15	3
55...	77	22	22	22	18	23000	6.5	1	1
56...	72	18	18	18	18	21000	6.5
57...	49	19	19	19	17	23000	6.4	2
58...	47	16	16	16	14	30000	6.6	1
59...	44	14	14	14	12	22000	6.8	1
61...	27	9	9	9	7	23000	6.6
62...	48	14	14	14	12	22000	6.7
63...	72	20	20	20	18	19000	6.4	1	1
64...	129	33	33	33	30	23000	6.4	2	1
65...	35	9	9	9	9	30000	7.0

City Block Characteristics

Table 2.—CHARACTERISTICS OF HOUSING UNITS, BY BLOCKS: 1960—Con.

["Total population" contains no persons in group quarters unless preceded by asterisk: one asterisk (*) denotes less than 10 percent; two asterisks (**), 10 percent or more]

Blocks within block numbering areas	Total population	All housing units by condition and plumbing								Occupied housing units							
		Total	Sound			Deteriorating			Dilapidated	Owner occupied			Renter occupied			Occupied by non-white	1.01 or more persons per room
			Total	With all plumbing facilities	Lacking some or all facilities	Total	With all plumbing facilities	Lacking some or all facilities		Total	Average value (dollars)	Average number of rooms	Total	Average contract (dollars)	Average number of rooms		
66...	38	11	11	10	1	10	24000	6.8
67...	44	11	11	11	11	24000	6.7
68...	64	16	16	16	16	26000	6.6
69...	51	11	11	11	11	24000	6.9	1
70...	79	20	20	20	18	31000	7.0
71...	19	4
72...	28	9	9	9	9	27000	6.6
74...	32	7	7	7	7	31000	7.7
75...	32	8	8	8	8	25000	6.5
76...	31	7	7	7	7	27000	7.1
77...	51	13	13	13	13	30000	7.1
79...	14	3
80...	32	7	7	7	7	27000	7.0
81...	197	64	63	63	1	1	53	34000	6.9	10	97	4.3	...	1
82...	23	7	7	7	6	33000	6.5	1
83...	36	7	7	7	7	37000	8.3
84...	22	6	6	6	6	31000	6.3
85...	18	4
86...	13	6	6	6	4	2
87...	14	4
88...	59	15	15	15	15	42000	7.9
89...	99	28	28	28	27	24000	6.4	1
90...	12	2
91...	60	16	16	16	15	25000	6.5
93...	106	26	25	25	1	1	26	23000	6.5
94...	60	13	13	13	12	22000	6.3	1	1
95...	16	4
96...	16	4
97...	44	14	14	14	12	27000	6.8
98...	45	11	11	11	11	28000	7.5
99...	18	5	5	5	5	35000	7.2
100...	22	9	9	9	7	20000	6.7	2
101...	44	12	12	12	11	25000	7.0	1
102...	42	10	10	10	9	29000	7.6	1
103...	33	9	9	9	7	27000	6.7	2
104...	34	10	10	10	10	28000	6.6
105...	39	13	13	13	13	23000	6.3
106...	42	11	11	11	11	24000	6.7
108...	18	4
109...	23	7	7	7	7	28000	7.1
110...	23	8	8	8	6	19500	6.2	2
112...	17	6	6	6	6	13500	5.5
113...	25	8	8	8	8	17500	6.0
114...	41	10	10	10	10	15500	6.1
115...	18	8	8	8	8	17000	5.6
116...	39	9	9	9	9	18000	6.1	1
117...	39	9	9	9	9	19500	6.3
118...	29	8	8	8	8	21000	6.4	1
119...	28	5	5	5	5	24000	8.2	1
120...	32	9	9	9	9	19500	6.4
121...	42	13	13	13	12	15000	6.0	1	1
122...	28	10	10	10	9	12000	5.3
123...	31	10	9	9	...	1	1	10	11500	5.3
124...	29	10	10	10	9	14500	5.8	1
125...	32	10	10	10	10	18500	5.7
126...	27	6	6	6	6	25000	7.0
127...	43	12	12	12	12	27000	7.4
128...	30	7	7	7	6	21000	6.7
129...	32	10	10	10	10	19000	6.9
130...	21	8	8	8	6	13500	5.7	1
131...	42	12	12	12	10	16500	5.8	2	1
132...	29	9	9	9	8	15500	5.8	1
133...	25	9	9	9	9	16000	5.8
134...	34	10	10	10	1	10	16000	6.2
135...	33	10	10	10	9	17500	6.3
136...	24	9	9	9	6	19500	6.2	1
137...	41	12	12	12	12	13500	6.1
138...	5	1
139...	38	11	11	11	11	12000	6.0
140...	35	15	14	13	1	1	1	13	10500	5.7	2
141...	45	16	15	15	...	1	1	14	14500	6.3	2
142...	15	4
143...	33	10	10	10	10	15000	6.3
144...	66	23	23	23	23	19500	6.0
145...	53	18	18	18	16	23000	6.4	1
146...	41	11	11	11	11	26000	6.4
148...	64	22	22	22	16	24000	6.6	1
149...	6	2
150...	6	4
151...	95	34	34	34	29	23000	6.5	2
153...	32	12	12	12	8	15000	5.8	3
154...	38	12	12	12	10	16000	6.8	2	1
155...	32	12	12	12	12	13000	5.6
156...	34	12	10	10	...	2	2	10	14000	6.7
157...	25	9	9	9	9	13500	5.9
158...	31	11	11	11	9	14500	5.7	1	1
159...	28	10	10	10	10	16000	6.1

Table 2.—CHARACTERISTICS OF HOUSING UNITS, BY BLOCKS: 1960—Con.

["Total population" contains no persons in group quarters unless preceded by asterisk; one asterisk (*) denotes less than 10 percent; two asterisks (**), 10 percent or more]

Blocks within block numbering areas	Total population	All housing units by condition and plumbing									Occupied housing units								
		Sound					Deteriorating				Dilapidated	Owner occupied			Renter occupied			Occupied by non-white	1.01 or more persons per room
		Total	With all plumbing facilities	Lacking some or all facilities	Total	With all plumbing facilities	Lacking some or all facilities		Total	Average value (dollars)		Average number of rooms	Total	Average contract rent (dollars)	Average number of rooms				
							With flush toilet	No flush toilet											
160...	40	11	11	11	11	15500	6.1	
161...	23	8	8	8	7	14500	5.9	
162...	35	14	14	14	11	14500	6.2	3	
163...	32	32	32	32	10	14000	5.2	20	65	3.2	...	1	
164...	21	11	11	11	6	21000	6.0	4	
165...	39	11	11	11	10	17000	6.8	1	
166...	36	20	20	20	8	9500	6.4	6	80	4.7	
167...	24	11	11	11	9	15500	6.4	1	
168...	32	9	9	9	8	13500	6.0	1	
169...	33	15	15	15	12	19500	6.9	1	
170...	31	11	11	11	10	13500	6.0	1	
171...	26	14	14	14	12	12500	6.3	2	
172...	29	12	12	12	8	12500	5.8	4	
173...	35	12	12	12	10	15000	6.4	2	
174...	36	13	13	13	12	15500	6.9	
175...	38	12	12	12	8	14000	5.9	3	1	
176...	47	19	19	19	18	20000	6.6	1	
177...	70	22	22	22	17	22000	6.5	5	94	5.4	
178...	72	21	21	21	20	23000	7.2	1	
179...	51	16	14	14	...	2	2	14	26000	7.3	1	
180...	12	4	
181...	10	5	5	5	5	8500	5.0	4	
182...	33	8	4	4	...	3	3	6	7000	4.3	1	
183...	4	1	1	4	
184...	11	5	4	4	...	3	3	3	1	
185...	16	6	3	2	1	6	4000	4.8	
186...	16	6	5	5	3	
187...	10	7	7	7	5	12000	4.6	
188...	12	6	6	6	
189...	10	3	
190...	16	5	4	4	...	1	1	5	9500	5.4	1	
191...	29	11	8	7	1	3	3	7	5000	4.3	3	
192...	33	10	10	9	1	10	13500	5.2	
193...	14	4	1	1	
194...	14	7	7	7	4	
195...	22	7	7	7	6	8500	5.2	1	2	
196...	41	8	6	6	2	7	6000	5.3	2	
197...	30	9	9	9	7	9000	5.7	4	
198...	17	8	8	8	3	
199...	3	1	
200...	29	9	9	9	7	22000	8.3	1	1	
201...	20	10	10	10	5	...	7.8	3	
202...	35	11	11	11	9	14000	6.9	2	
203...	40	16	15	15	...	1	1	9	12000	6.1	5	68	4.4	
204...	20	9	9	9	9	15000	6.7	
205...	20	9	9	9	7	17500	6.0	2	
206...	20	8	7	7	...	1	1	3	4	
207...	16	6	5	5	...	1	1	5	12000	5.4	1	
208...	27	9	8	7	1	6	7000	5.7	3	
209...	16	4	
210...	40	11	10	10	...	1	1	7	7500	5.4	4	3	
211...	22	12	10	10	2	4	4	
212...	11	4	6	7000	5.2	1	
213...	26	9	8	8	...	1	1	8	9000	4.8	5	50	3.4	...	1	
214...	43	14	13	12	1	9	7500	5.3	3	1	
215...	38	12	11	11	1	7000	5.2	4	2	
216...	51	15	14	14	10	9000	5.0	2	
217...	28	9	9	9	4	10	48	3.4	...	2	
218...	41	16	16	16	7	14000	6.9	5	79	5.2	
219...	40	16	16	16	
220...	26	11	10	10	...	1	1	7	9500	5.6	3	
221...	47	13	13	13	13	11000	5.9	1	
222...	44	18	18	18	10	9500	6.6	7	67	4.7	
223...	32	10	10	10	8	14500	6.0	2	
224...	24	7	7	7	6	26000	6.8	1	
225...	35	11	11	11	8	23000	6.6	2	
226...	26	8	8	8	7	10000	4.9	1	
227...	36	10	9	9	...	1	1	6	8000	6.5	3	2	
228...	35	12	11	10	1	10	8000	5.1	1	
229...	26	7	7	7	6	7000	5.8	1	2	
230...	29	7	7	7	7	9500	5.0	3	
232...	10	7	6	5	1	5	...	4.6	1	
233...	8	5	5	5	3	1	
234...	4	2	
235...	30	12	11	11	7	5000	5.0	1	1	
236...	31	12	10	10	...	2	2	9	7000	5.0	2	
237...	35	12	10	10	11	6000	4.7	1	
239...	49	18	18	18	12	6500	4.8	6	42	3.7	...	2	
240...	25	8	8	8	7	7500	4.6	1	1	
241...	19	5	5	5	4	1	
242...	10	5	5	5	3	1	
243...	29	12	12	12	9	11500	6.1	3	
245...	25	10	10	10	12	11500	6.4	
246...	41	12	11	11	...	1	1	6	17000	5.3	3	
247...	25	9	9	9	7	9500	6.4	
248...	23	7	7	7	6	
249...	24	8	8	8	5	11500	6.2	2	

Table 2.—CHARACTERISTICS OF HOUSING UNITS, BY BLOCKS: 1960—Con.

["Total population" contains no persons in group quarters unless preceded by asterisk; one asterisk (*) denotes less than 10 percent; two asterisks (**), 10 percent or more]

Blocks within block numbering areas	Total population	All housing units by condition and plumbing									Occupied housing units								
		Total	Sound			Deteriorating			Dilapidated	Owner occupied			Renter occupied			Occupied by non-white	1.01 or more persons per room		
			Total	With all plumbing facilities	Lacking some or all facilities	Total	With all plumbing facilities	Lacking some or all facilities		Total	Average value (dollars)	Average number of rooms	Total	Average contract rent (dollars)	Average number of rooms				
23...	47	16	10	10	...	6	6	10	10500	5.2	4	1
24...	37	10	8	8	...	1	1	7	11500	5.6	3	2
26...	217	68	54	52	2	12	12	1	48	12000	5.1	17	57	3.5	1	...	7
27...	78	30	30	30	23	16000	5.4	1
28...	14	6	6	6	4
29...	8	5	5	5	2
30...	15	12	12	12	4
31...	16	7	6	6	...	1	1	5	16000	5.6
32...	130	33	33	33	30	17000	5.5	3
33...	72	22	22	22	18	18000	5.4	1
34...	67	15	15	15	14	17500	5.7	3
35...	25	7	7	7	6	18000	5.3	1
36...	67	16	16	16	16	20000	6.3
37...	23	7	7	7	6	21000	6.3
38...	65	16	16	16	16	21000	6.1
39...	151	42	41	41	...	1	1	41	16500	6.0	1	4
40...	50	15	15	15	14	12000	5.2
41...	214	57	53	52	1	4	4	47	12000	5.4	7	84	4.7	6
42...	71	21	21	21	20	13500	5.3
43...	84	23	23	23	23	13000	5.3	2
44...	124	31	31	31	31	13000	5.5	3
46...	39	7	2	1	1	2	1	1	5	4000	4.2	2	7	5
50...	56	15	15	15	15	12000	5.3	1
52...	158	44	44	44	40	12000	5.6	2	2
53...	50	13	13	13	12	11500	5.4	3
54...	116	27	27	27	23	12000	5.3	2	3
55...	97	28	28	28	26	11500	5.3	2
56...	58	18	18	18	17	10500	5.0
57...	59	18	18	18	12	11000	5.9	5	79	4.4
58...	61	23	23	23	13	9500	4.9	8	65	4.0	2
59...	71	26	26	26	19	13500	6.1	6	53	3.3
60...	72	17	17	17	17	15000	6.1	1
61...	63	20	20	20	17	15000	6.1	2
62...	87	24	24	24	22	14000	5.6	1	1
63...	60	16	16	16	14	13000	5.5	2
64...	74	22	22	22	19	14500	6.0	2	1
65...	67	17	17	17	16	13500	5.8	1	1
66...	57	18	18	18	18	12000	5.6
67...	69	21	21	21	19	11500	5.3	1	1
68...	43	10	10	10	10	11500	5.3	1
69...	33	11	11	11	8	7000	4.4	2	1
70...	56	20	20	20	16	9500	4.8	1	1
71...	58	16	16	16	16	11000	5.3	1
72...	98	26	26	26	26	14500	6.0	2
73...	43	14	14	14	14	15000	5.5
74...	42	13	13	13	11	14500	5.9
75...	30	9	9	9	9	13500	6.1
77...	28	9	9	9	9	11500	5.4
78...	65	14	14	14	14	21000	6.6	1
79...	7	4
81...	31	9	9	9	8	23000	6.5
82...	40	12	12	12	12	13500	5.3	1
83...	44	12	12	12	12	14500	6.1
84...	41	12	12	12	11	12000	5.5	1
85...	36	14	13	13	...	1	1	4	7	70	4.4
86...	24	11	10	10	1	8	9000	4.9	1	2	...
87...	35	9	4	3	1	4	3	1	...	1	9	7000	5.2	9	...	3
88...	11	3
90...	44	10	6	6	...	3	1	2	...	1	2	8	36	2.8	10	...	5
91...	43	10	6	4	2	2	1	1	...	2	7	6500	5.3	3	10	...	4
92...	13	5	5	5	5	11000	5.6
93...	28	8	8	8	8	14500	6.1
94...	22	8	8	8	8	14500	5.8
95...	24	8	8	8	3	4
96...	59	18	17	17	...	1	1	12	7000	5.3	2	...
97...	51	14	14	14	13	10000	5.1	1	1
98...	31	7	7	7	7	10500	5.3	1
99...	7	2
100...	1	1
101...	...	1
102...	14	4
103...	18	7	6	6	1	5	6500	4.4	1
104...	47	12	11	9	2	1	1	10	7000	4.4	2	3	...
105...	16	6	6	6	4	1
106...	334	100	100	100	2	90	48	4.1	...	18	...
107...	29	10	4	4	...	3	...	3	...	3	7	9000	6.0	3	10	2	...
108...	27	6	4	4	...	2	1	1	5	10000	5.8	1	6	2	...
109...	37	12	2	2	...	3	3	7	7	8000	5.7	3	9	3	...
110...	11	4	3
111...	44	10	7	7	...	3	3	8	11000	4.9	2
112...	44	12	12	12	12	13000	5.8	1
113...	37	12	12	12	10	13000	4.9	2
114...	36	11	10	10	...	1	8	10000	4.9	3
115...	25	9	1	1	...	6	2	4	...	2	7	8500	5.0	1	8	1	2
116...	36	8	5	4	1	2	1	1	...	1	7	10000	5.6	1	8	1	...
117...	28	8	2	2	...	5	1	4	...	1	4	4	8	1	...
118...	42	14	2	2	...	3	...	3	...	9	6	7000	3.8	8	44	3.8	14	3	...

City Block Characteristics

Table 2.—CHARACTERISTICS OF HOUSING UNITS, BY BLOCKS: 1960—Con.

["Total population" contains no persons in group quarters unless preceded by asterisk; one asterisk (*) denotes less than 10 percent; two asterisks (**), 10 percent or more]

Blocks within block numbering areas	Total population	All housing units by condition and plumbing								Occupied housing units									
		Sound				Deteriorating				Dilapidated	Owner occupied			Renter occupied			Occupied by non-white	1.01 or more persons per room	
		Total	With all plumbing facilities	Lacking some or all facilities	Total	With all plumbing facilities	Lacking some or all facilities	With flush toilet	No flush toilet		Total	Average value (dollars)	Average number of rooms	Total	Average contract rent (dollars)	Average number of rooms			
315...	90	23	8	8	...	10	2	8	...	5	13	4500	5.2	9	25	3.0	21	7	
316...	52	19	8	8	...	4	4	7	9	4500	5.1	9	42	3.2	6	3	
317...	43	12	9	7	...	1	2	11	3500	5.0	1	2	
318...	39	9	6	2	...	2	1	8	5000	4.6	1	4	2	
319...	61	21	4	4	...	8	4	9	12	4000	4.0	6	38	3.8	9	6	
320...	112	35	32	32	3	2	27	37	4.1	...	10	
322...	236	65	58	58	...	3	3	4	52	16000	5.8	9	88	3.6	...	2	
323...	37	11	11	10	...	1	10	13000	5.5	1	1	
324...	37	8	8	7	8	18000	6.0	
325...	20	7	7	6	14000	6.0	
326...	2	
327...	58	18	17	17	...	1	1	13	15000	6.2	3	2	
328...	62	14	14	14	11	20000	6.2	2	2	
C.....	*13805	4270	2133	1692	441	1557	599	940	18	580	1763	7000	5.4	2184	38	3.4	2333	976	
1...	34	10	10	10	8	10000	5.9	1	1	
2...	25	10	10	10	7	8500	4.7	1	
3...	27	6	3	1	2	...	3	4	7	6	2	
4...	54	12	2	2	...	4	...	4	...	6	5	6000	4.6	4	26	2.7	12	6	
5...	30	11	1	1	...	9	2	7	...	1	7	5500	5.1	4	...	10	19	5	
6...	62	26	4	2	...	1	...	1	...	21	6	...	3.8	13	24	2.3	...	2	
7...	19	6	5	1	...	7	11	5500	4.5	3	12	4	
8...	55	14	1	1	...	1	1	5	6000	5.4	3	1	1	
9...	29	8	7	7	
10...	30	8	8	8	...	3	2	1	6	9000	5.2	2	1	1	
11...	24	9	6	6	7	6000	4.7	1	1	
12...	33	9	9	9	5	6500	4.2	3	5	
13...	33	11	11	11	9	10500	5.8	1	1	
14...	22	10	10	8	...	2	7	15500	6.4	2	
15...	8	3	2	
16...	12	4	4	4	...	2	...	2	...	6	3	8	22	3.3	8	3	
17...	22	9	8	1	...	5	3	2	...	8	9	8500	5.4	11	30	3.0	20	5	
18...	3	
19...	26	2	2	2	...	10	2	8	...	14	6	8000	5.2	18	28	2.8	24	13	
20...	127	28	1	1	...	7	6	1	...	20	12	5000	4.9	15	27	3.1	27	11	
21...	61	13	9	6	...	2	1	1	...	2	7	7500	4.7	6	...	4.2	13	4	
22...	34	8	5	3	...	3	2	1	6	5500	5.0	2	8	2	
24...	76	25	10	6	...	10	2	8	...	5	15	7000	5.7	7	32	2.7	22	4	
25...	78	15	7	5	...	8	...	7	...	1	8	6500	6.5	6	27	3.0	14	8	
26...	73	19	1	1	...	11	10	1	...	7	13	6500	4.9	6	28	3.7	19	5	
28...	30	6	5	4	...	1	1	1	6	7000	4.8	5	2	
29...	64	15	7	5	...	7	2	5	...	1	9	8000	5.4	6	26	2.5	15	5	
30...	74	21	9	4	...	5	4	8	6	7500	4.8	14	29	2.2	18	9	
31...	1	1	
32...	30	12	12	10	...	2	8	9000	5.8	3	2	
33...	25	10	10	10	9	8000	5.2	1	
34...	21	7	7	7	6	9000	5.2	1	1	
35...	19	5	5	5	5	7000	5.4	1	
36...	51	16	5	4	...	10	...	10	...	1	6	4500	5.3	9	28	3.7	9	4	
37...	82	14	3	3	...	11	4	7	7	5500	5.8	7	36	4.7	14	9	
38...	141	29	3	3	...	23	2	20	...	1	3	9	4000	5.1	20	33	3.0	29	16
39...	151	32	19	7	...	12	11	10	...	2	12	10000	5.1	20	30	3.3	32	18	
40...	146	32	22	15	...	7	10	15	7000	5.3	16	31	3.1	31	13	
41...	*97	25	3	3	...	20	5	14	...	1	2	10	6000	4.7	11	34	3.6	21	9
44...	38	10	4	2	...	4	1	3	...	2	5	5500	4.6	4	9	5	
45...	146	32	5	3	...	26	4	21	...	1	10	6500	5.6	20	28	3.4	30	15	
46...	90	21	4	4	...	16	3	13	...	1	11	6500	5.8	10	27	3.4	21	8	
47...	110	29	4	4	...	19	6	13	...	6	13	5500	4.8	15	30	3.1	28	12	
48...	28	8	3	3	...	5	4	1	7	5500	5.3	1	4	1	
49...	28	10	7	5	...	3	2	1	7	7500	4.7	3	2	3	
50...	18	8	7	7	...	1	1	7	7500	5.0	
51...	15	4	
52...	23	8	8	8	6	11000	5.5	2	1	
53...	28	12	12	12	11	13500	6.1	
54...	13	5	5	5	4	1	
55...	21	5	4	4	...	1	1	2	3	1	
56...	10	3	
57...	27	12	9	7	...	3	3	7	5000	4.6	5	...	3.4	1	1	
58...	*70	11	2	2	...	9	6	3	7	6500	5.9	4	9	5	
59...	*100	27	4	4	...	23	5	18	7	7500	5.9	18	30	2.9	25	9	
60...	108	29	8	6	...	21	4	17	15	6000	4.9	13	34	3.4	28	9	
61...	42	12	12	...	12	11	29	3.4	11	7	
64...	61	16	5	2	...	7	2	5	...	4	7	4500	4.6	9	22	3.0	16	7	
65...	77	28	4	3	...	24	10	14	13	4500	4.8	13	50	2.8	23	5	
66...	60	19	2	2	...	17	5	12	10	5000	5.0	9	54	2.6	18	3	
67...	92	30	8	6	...	20	5	15	...	2	9	7500	5.2	20	35	3.6	29	7	
68...	165	37	7	3	...	30	3	27	8	5500	4.8	28	34	3.4	36	18	
69...	37	9	5	4	...	4	1	3	7	7000	6.4	2	9	3	
70...	29	10	7	4	...	3	1	2	5	...	5.6	4	1	1	
71...	17	8	4	4	...	1	1	1	
72...	19	10	8	8	7	13000	5.7	
73...	25	6	10	10	8	12500	6.3	
74...	37	7	2	2	...	4	3	1	...	1	4	3	1	2	
75...	24	8	4	4	...	2	1	1	...	2	4	4	6	1	
76...	73	17	1	1	...	3	16	4	13	30	3.5	17	7	
78...	77	18	8	5	...	3	2	1	...	7	9	5000	5.1	9	27	3.7	18	5	

Table 2.—CHARACTERISTICS OF HOUSING UNITS, BY BLOCKS: 1960—Con.

["Total population" contains no persons in group quarters unless preceded by asterisk; one asterisk (*) denotes less than 10 percent; two asterisks (**), 10 percent or more]

Blocks within block numbering areas	Total population	All housing units by condition and plumbing									Occupied housing units							
		Total	Sound			Deteriorating			Dilapidated	Owner occupied			Renter occupied			Occupied by non-white	1.01 or more persons per room	
			Total	With all plumbing facilities	Lacking some or all facilities	Total	With all plumbing facilities	Lacking some or all facilities		Total	Average value (dollars)	Average number of rooms	Total	Average contract rent (dollars)	Average number of rooms			
79...	67	22	16	3	13	...	6	10	6000	4.7	10	29	3.9	20	5
80...	107	27	7	7	...	13	5	8	...	7	11	6000	5.4	16	33	3.8	27	9
81...	20	8	3	2	1	4	2	2	...	1	5	4000	4.4	5	2
85...	105	25	5	3	2	17	4	12	1	3	11	10000	4.5	13	25	3.2	22	10
86...	79	18	4	3	1	13	2	11	...	1	7	6500	4.9	11	31	3.5	18	6
87...	66	20	13	10	3	6	...	5	1	1	9	6000	5.6	9	33	3.7	18	4
88...	5	2
89...	45	11	6	3	3	5	...	5	4	7	28	3.3	11	4
90...	25	8	3	3	...	5	2	3	7	4500	5.3	1	8	2
91...	15	5	1	...	1	4	4	...
92...	28	9	9	9	7	13000	6.1	2	1
95...	15	4
96...	11	4
97...	7	2
98...	56	16	14	8	6	2	1	1	9	4500	4.9	6	35	3.3	15	6
99...	93	24	8	1	7	16	1	15	10	5500	5.0	14	45	3.8	24	8
100...	105	32	1	1	1	31	7	24	14	5500	5.6	16	26	2.3	30	10
101...	94	30	4	2	2	26	6	20	16	7000	4.9	11	30	2.8	27	9
106...	83	23	1	1	1	22	3	18	1	...	11	6000	5.5	11	24	3.3	22	6
107...	*112	33	1	1	...	32	8	24	8	7000	5.8	24	31	2.8	32	9
108...	75	31	24	16	8	7	2	5	11	6000	5.3	19	40	2.8	30	5
109...	32	8	8	8	8	10000	5.9	8	1
110...	15	7	7	6	1	2	4	2	2
111...	14	6	6	6	6	6	9500	5.8
112...	10	7	7	7	2	4
113...	18	8	8	8	5	20000	6.2	3
114...	22	11	10	10	...	1	1	6	15000	6.5	4
115...	28	8	8	8	7	11500	6.1	1	1
116...	22	7	7	7	6	11000	5.5	1
117...	35	8	8	7	2	7	9500	5.6	1	8	1
118...	21	6	6	6	6	11000	5.0	3	1
119...	101	25	21	10	11	4	...	4	9	8000	5.8	16	31	3.9	25	9
120...	80	19	3	3	...	16	4	12	10	8000	6.3	9	29	4.3	19	4
121...	100	28	2	1	1	26	7	19	13	7500	5.5	15	29	3.2	28	9
126...	62	18	18	7	11	8	6500	5.8	10	33	3.4	18	3
127...	68	24	2	2	...	20	7	12	1	2	10	5500	5.5	13	24	3.7	23	2
128...	36	14	14	11	3	9	6500	5.1	5	29	3.6	14	2
129...	25	7	6	3	3	4	3	7	4
130...	**67	16	13	12	1	3	...	3	11	7000	5.7	5	38	4.2	16	4
131...	28	8	4	2	2	2	2	4	4	8	2
132...	40	10	10	10	6	13000	6.7	3	1	2
133...	21	8	8	8	7	12500	6.3	1
134...	35	17	16	16	...	1	1	8	10500	5.9	7	47	3.0	...	2
135...	29	10	10	10	7	8000	6.1	2	5	1
136...	47	14	13	10	3	1	1	9	7000	5.8	5	37	3.2	14	4
137...	81	29	11	7	4	18	...	18	5	8500	5.4	22	30	3.0	27	8
138...	47	14	11	7	4	3	...	3	6	8000	6.2	8	31	3.5	14	2
139...	*85	27	15	11	4	12	7	5	11	9500	5.5	14	42	2.8	25	6
140...	86	25	3	2	1	21	6	15	16	7000	4.9	7	25	3.6	23	5
141...	109	35	2	2	...	23	8	15	11	8500	5.6	20	28	3.6	31	9
143...	14	3
144...	20	11	10	9	1	1	1	6	10500	6.2	5	...	2.2	1	...
145...	26	12	5	2	3	2	...	2	5	5500	5.4	5	40	2.8	9	3
146...	133	41	4	1	3	17	6	11	11	4500	4.7	30	27	2.9	41	13
147...	*136	43	21	9	12	11	...	11	13	5500	5.5	29	37	2.9	42	13
148...	51	18	6	6	...	12	2	10	4	12	47	2.6	16	6
149...	87	20	13	9	4	7	2	5	13	5500	4.2	7	28	3.6	20	9
150...	*98	28	15	5	10	13	...	13	5	5000	6.0	22	30	3.2	27	7
151...	63	23	21	13	8	2	...	2	13	6000	5.8	10	36	4.2	22	1
152...	30	9	9	4	5	3	6	32	3.2	9	2
153...	22	10	7	7	...	3	3	7	7500	6.3	2
154...	24	15	15	13	2	7	...	6.1	6	58	3.0
156...	58	22	9	6	3	7	1	6	8	4500	5.4	14	25	2.6	22	5
157...	40	14	10	3	3	2	...	2	7	4000	4.9	6	37	3.8	13	1
158...	61	15	4	3	1	9	...	9	4	11	31	3.4	15	7
159...	88	22	9	8	1	7	2	5	8	5000	5.9	14	38	3.7	21	7
160...	52	15	7	2	5	8	1	7	8	4500	4.0	7	38	4.0	15	4
161...	63	18	11	8	3	6	...	5	1	...	13	5500	4.6	5	41	5.6	18	4
162...	27	7	5	5	2	2	...	2	7	38	3.6	7	3
163...	43	23	23	21	2	9	15500	6.8	12	69	3.3	1	1
164...	32	10	4	3	1	6	5	...	4.0	2	4
165...	4	2
166...	92	23	10	2	8	5	...	5	2	21	29	3.0	23	12
167...	*125	38	23	6	17	10	1	9	14	8000	4.7	24	28	2.8	38	13
168...	77	19	7	7	...	6	6	1	8	7500	5.3	11	41	3.4	19	8
169...	57	19	14	7	7	4	2	2	6	7000	5.8	13	34	2.9	19	5
170...	45	9	3	2	1	5	1	4	6	4500	5.5	3	9	4
171...	72	19	8	6	2	6	3	3	12	6000	5.4	7	36	4.0	18	5
172...	60	18	10	9	1	5	3	2	10	7000	5.9	6	43	4.2	16	4
173...	25	12	8	8	...	3	2	1	5	...	5.2	6	63	4.2
174...	43	22	17	15	2	5	3	8	7500	6.5	9	48	3.4
175...	32	11	7	7	...	3	5	8	7500	6.6	1	1	...
176...	64	16	6	5	1	7	3	4	8	6500	6.0	8	36	3.4	16	5
177...	70	19	6	6	...	9	3	3	12	7000	6.8	7	30	3.1	18	4
178...	70	17	4	4	...	8	8	7	5500	5.6	10	42	3.3	17	5
179...	**76	23	5	3	2	16	...	2	14	4500	4.9	9	45	3.4	17	4
180...	85	22	19	9	10	3	...	3	12	8500	4.8	9	51	4.2	21	6

City Block Characteristics

Table 2.—CHARACTERISTICS OF HOUSING UNITS, BY BLOCKS: 1960—Con.

["Total population" contains no persons in group quarters unless preceded by asterisk; one asterisk (*) denotes less than 10 percent; two asterisks (**), 10 percent or more]

Blocks within block numbering areas	Total population	All housing units by condition and plumbing										Occupied housing units							
		Total	Sound			Deteriorating			Dilapidated	Owner occupied			Renter occupied			1.01 or more persons per room			
			Total	With all plumbing facilities	Lacking some or all facilities	Total	With all plumbing facilities	Lacking some or all facilities		Total	Average value (dollars)	Average number of rooms	Total	Average contract (dollars)	Average number of rooms		Occupied by non-white		
181...	72	21	14	7	7	7	2	5	11	6500	4.1	10	32	3.5	21	5	
182...	6	4	
183...	39	20	20	19	1	14	13000	5.9	3	1	
184...	40	13	13	4	6	10000	6.5	6	48	2.8	3	2	
185...	114	25	20	5	15	5	...	5	10	6500	4.0	14	34	3.2	24	13	
186...	81	20	18	7	11	2	...	2	14	9000	4.8	6	48	2.7	20	6	
187...	70	20	20	16	4	10	10500	5.5	10	44	4.3	8	5	
188...	38	14	13	13	...	1	...	1	7	...	5.3	7	44	2.9	...	1	
190...	47	20	18	16	2	2	...	2	8	6500	5.6	8	49	3.8	...	1	
191...	35	15	15	15	...	1	4	12	59	3.8	...	1	
192...	37	15	15	14	1	7	10000	6.3	7	67	3.9	
193...	43	17	11	11	...	6	...	6	7	9500	6.4	9	55	4.3	
194...	12	5	5	5	5	15000	6.6	
195...	58	25	8	8	...	17	2	15	7	7500	5.4	16	35	2.2	...	4	
196...	55	20	18	15	3	2	...	2	7	...	5.6	11	51	3.5	...	2	
197...	45	15	15	13	2	8	9000	5.5	7	68	3.6	...	2	
198...	18	8	7	7	...	1	...	1	6	8500	6.8	2	
199...	21	7	7	7	2	4	
200...	57	23	23	17	6	7	...	7.6	15	32	3.7	12	1	
201...	31	13	12	5	7	5	...	4.8	7	33	2.7	9	3	
202...	28	9	6	2	4	3	...	3	2	7	31	3.3	9	3	
203...	104	27	27	10	17	8	10500	5.9	16	34	3.0	22	11	
205...	34	8	5	3	5	3	5	36	4.2	8	4	
206...	82	21	6	6	...	15	10	13	8000	4.2	8	41	3.6	12	6	
207...	43	16	14	14	...	2	2	5	...	6.8	8	48	3.8	...	4	
208...	42	21	20	20	...	1	...	1	6	4000	4.8	12	48	3.6	5	1	
209...	33	12	9	9	...	3	1	2	7	7500	6.3	3	
210...	12	6	6	6	1	3	
211...	34	17	11	11	...	6	6	6	...	4.7	9	42	3.3	...	2	
212...	41	18	8	8	...	10	8	2	9	9500	5.2	7	52	3.9	
213...	39	26	12	6	6	9	7	2	...	5	3	19	42	2.5	...	3	
215...	28	16	5	5	...	11	9	2	6	...	5.3	8	46	2.6	...	1	
216...	29	16	14	12	2	2	2	3	12	47	2.5	...	1	
217...	**29	13	13	5	8	4	9	38	2.3	
218...	8	5	2	2	...	3	2	1	3	1	
219...	120	31	19	10	9	12	1	6	5	...	11	6500	5.9	19	38	3.5	30	10	
220...	112	30	7	7	...	19	7	12	17	6000	4.8	11	35	4.5	24	6	
221...	41	13	7	7	...	6	6	7	4500	7.3	6	41	3.7	3	2	
222...	83	23	7	4	3	16	3500	4.7	10	29	3.4	22	5	
223...	23	5	3	3	...	2	2	3	2	1	1	
224...	**45	10	1	1	...	7	7	2	4500	5.0	2	3	2	
225...	90	26	1	1	...	25	5	20	7	4500	5.1	18	38	3.9	25	6	
226...	16	5	1	1	...	4	3	1	3	2	1	1	
227...	77	30	2	2	...	17	10	7	11	5500	4.8	13	26	3.2	25	3	
228...	78	28	20	12	8	7	3	2	2	...	19	5000	5.8	7	35	3.1	18	3	
229...	52	15	10	8	2	3	2	...	1	...	2	6500	5.7	1	8	2	
230...	27	10	10	6	4	5	...	6.6	4	1	1	
231...	20	8	2	2	...	5	5	1	2	...	4	1	1	
232...	52	17	10	10	...	6	6	11	6000	5.5	5	37	4.6	...	1	
233...	82	24	6	5	1	7	5	2	11	5000	5.7	9	21	2.9	16	8	
234...	112	23	9	...	9	14	3500	3.8	10	26	3.0	23	13	
235...	36	17	4	4	...	10	8	3	3	...	9	49	3.8	...	3	
236...	52	22	11	5	6	6	4	2	5	5	5.0	14	34	2.9	11	3	
237...	28	15	13	9	4	1	1	5	...	6.4	5	45	2.2	
238...	36	11	8	6	2	1	3	2	7	4500	5.4	4	...	2	...	
239...	**31	18	11	8	3	7	1	1	10	46	3.6	...	2	
240...	19	7	3	1	2	4	7	35	2.6	4	3	
241...	7	2	
242...	12	3	
244...	14	21	1	1	...	5	5	15	11	45	1.6	
245...	13	8	8	7	45	2.0	...	1	
246...	53	22	5	5	...	17	14	3	10	13000	6.6	12	49	2.7	...	2	
248...	**28	8	4	4	...	4	3	1	3	4	2	1	
249...	*52	13	3	3	...	8	5	3	2	5	5.6	8	43	3.8	8	3	
250...	116	54	8	6	2	37	19	18	9	7500	5.1	24	52	2.4	5	9	
251...	31	27	26	13	13	1	2	...	15	46	2.1	...	1	
252...	*15	7	7	4	
253...	20	5	3	3	2	4	1	
256...	1102	307	306	306	...	1	1	2	279	40	4.2	1	70	
257...	*92	8	2	2	...	2	...	2	4	4	...	3	7	3	
258...	16	14	14	2	...	7	33	2.4	...	1	
262...	3	2	
264...	105	41	6	4	2	5	5	3	30	6	11500	5.8	26	41	3.9	10	6
265...	86	32	14	10	4	9	6	3	9	7500	4.6	14	29	2.1	23	6	
266...	54	14	4	4	...	5	2	3	5	4500	4.6	7	32	3.6	4	5	
267...	61	13	5	4	...	6	5	1	2	4000	5.5	7	33	2.6	...	6	
268...	81	28	12	11	1	11	9	2	5	4500	5.1	8	52	3.8	3	3	
269...	102	41	11	7	4	30	14	16	15	7000	5.3	21	42	3.5	1	5	
270...	96	41	7	4	3	8	8	26	16	7500	5.9	19	38	3.1	...	6
276...	67	37	7	2	5	8	6	2	22	12	5500	5.3	16	40	2.3	...	4
278...	25	6	4	2	2	2	3	...	3	2	
280...	66	28	8	8	...	12	10	2	8	12	5500	5.6	7	32	3.1	...	3
281...	63	29	5	5	...	11	7	4	13	16	4000	6.3	4	2	3
282...	19	6	5	5	1	4	...	2	
283...	39	18	6	6	...	12	3	9	5	5	5.6	10	38	2.2	...	3	
284...	77	28	15	13	2	9	9	4	14	4500	4.6	10	48	3.8	...	6
285...	8	5	2	2	1	4	1	

Table 2.—CHARACTERISTICS OF HOUSING UNITS, BY BLOCKS: 1960—Con.

["Total population" contains no persons in group quarters unless preceded by asterisk; one asterisk (*) denotes less than 10 percent; two asterisks (**), 10 percent or more]

Blocks within block numbering areas	Total population	All housing units by condition and plumbing									Occupied housing units							
		Total	Sound			Deteriorating			Dilapidated	Owner occupied			Renter occupied			Occupied by non-white	1.01 or more persons per room	
			Total	With all plumbing facilities	Lacking some or all facilities	Total	With all plumbing facilities	Lacking some or all facilities		Total	Average value (dollars)	Average number of rooms	Total	Average contract rent (dollars)	Average number of rooms			
							With flush toilet	No flush toilet										
286...	1	1
0.....	*11268	3614	2015	1701	314	1027	687	337	3	572	1887	10500	5.7	1493	43	3.4	1841	617
1....	31	9	5	1	4	2	...	1	1	2	5	6000	4.2	4	9	2
3....	8	3
5....	10	3
6....	23	5	5	5	4	1
7....	24	7	7	7	6	18000	6.0	1
8....	3	2
9....	32	9	7	7	...	2	2	7	13500	5.1	2	1
10....	40	12	12	12	11	14000	5.4	1
11....	25	10	10	10	10	13000	5.9
12....	18	6	6	6	5	14500	5.4	1
13....	24	7	7	7	5	11000	5.6	1
14....	38	10	9	9	...	1	1	9	12000	6.3	1
15....	28	8	8	8	8	16000	5.6
17....	28	8	7	7	1	7	15500	6.3	1	...
18....	31	12	11	11	...	1	1	11	15500	6.0	1
19....	24	8	7	7	...	1	1	7	15000	6.0	1
20....	32	10	10	10	9	13500	6.0	1
21....	10	4
22....	13	4
23....	30	11	9	9	...	2	2	9	16500	6.1	1
24....	28	8	8	8	8	14500	5.5
25....	65	19	18	18	...	1	1	19	13000	6.3
26....	7	4
27....	16	7	7	7	6	12000	6.0
28....	26	10	10	10	9	13000	6.9	1
29....	20	7	6	6	...	1	1	4	2	1
30....	13	4
31....	18	4
32....	19	8	5	5	...	2	2	1	8	16500	6.3	1	...
33....	29	10	10	10	10	14000	6.0
34....	27	9	9	9	5	11500	6.4	4
35....	7	3
36....	32	14	14	14	9	18000	7.0	5	88	4.8
37....	18	8	8	8	8	17500	6.5
38....	34	11	10	10	...	1	1	11	25000	6.9
39....	12	4
40....	26	11	11	11	9	14500	5.9	2	1
41....	20	9	8	8	...	1	1	8	17500	6.1	1
42....	27	8	8	8	7	18000	6.0	1	1
43....	30	10	10	10	10	13000	6.3
46....	16	7	7	7	7	18000	6.1
47....	28	8	8	8	8	14000	5.9
48....	25	8	8	8	5	18000	6.2	1	1	...
49....	23	6	6	6	6	22000	6.7
50....	28	8	8	8	8	21000	7.0
51....	31	8	8	8	7	20000	8.9	1
52....	21	8	6	6	...	1	1	1	8	20000	6.5
53....	6	4
54....	23	8	8	8	6	20000	7.7	2
55....	6	2
56....	10	5	5	5	5	18500	7.2
57....	27	11	11	11	10	21000	6.8	1
58....	19	6	6	6	6	31000	7.7
59....	7	2
60....	11	4
61....	13	5	5	5	4	1
62....	20	7	7	7	7	17500	6.1
63....	17	8	8	8	5	3
64....	23	8	7	7	...	1	1	8	14000	5.8
65....	10	3
66....	16	5	3	3	...	2	2	5	11500	5.2	5	1
67....	20	8	8	8	...	3	3	8	4500	4.8	8	...
68....	40	11	9	8	1	2	1	1	9	5500	5.1	10	1
69....	41	14	8	6	2	6	3	3	10	5000	4.7	4	14	1
70....	21	2	2	2	...	5	2	3	...	1	6	4500	5.0	1	7	...
71....	29	6	6	6	...	2	2	6	5500	5.0	2	7	1
72....	21	5	4	4	...	1	1	3	1	3	1
73....	36	9	9	9	7	12500	6.4	1	4	1
74....	27	8	6	6	...	2	...	2	8	11500	4.8	4	2
75....	6	3
76....	25	8	4	4	...	3	3	1	7	25000	9.0	1	1	...
77....	24	12	10	10	...	2	2	9	22000	7.2	3
78....	9	4
79....	14	5	5	5	5	22000	9.8
81....	39	16	16	16	7	19000	6.9	8	73	4.1
82....	32	10	10	10	10	20000	8.3
83....	27	8	8	8	8	35000	8.3
84....	17	4
85....	41	12	7	7	...	2	3	9	18500	7.2	2	1
86....	15	5	2	2	...	3	3	4	1
88....	73	18	11	7	4	6	1	5	...	1	11	4500	4.5	7	48	4.1	18	5
89....	31	11	6	5	1	3	2	1	...	2	9	6500	4.9	1	10	2
90....	42	16	11	9	2	2	1	1	...	3	11	5500	4.6	3	14	3

City Block Characteristics

Table 2.—CHARACTERISTICS OF HOUSING UNITS, BY BLOCKS: 1960—Con.

["Total population" contains no persons in group quarters unless preceded by asterisk; one asterisk (*) denotes less than 10 percent; two asterisks (**), 10 percent or more]

Blocks within block numbering areas	Total population	All housing units by condition and plumbing									Occupied housing units						
		Sound				Deteriorating			Dilapidated	Owner occupied			Renter occupied			Occupied by non-white	1.01 or more persons per room
		Total	Total	With all plumbing facilities	Lacking some or all facilities	Total	With all plumbing facilities	Lacking some or all facilities		Total	Average value (dollars)	Average number of rooms	Total	Average contract rent (dollars)	Average number of rooms		
91...	35	10	10	10	8	7500	5.4	2	10	2
92...	69	19	9	9	...	3	3	13	4000	4.5	4	17	4
93...	52	15	12	12	...	1	...	1	...	9	5500	4.9	5	34	4.0	14	3
94...	33	12	7	7	...	5	3	2	...	9	3500	4.6	3	12	...
95...	...	3
96...	16	8	2	2	...	4	3	1	...	7	3500	4.1	4	7	...
97...	56	15	8	5	3	7	2	4	1	11	4000	4.5	2	15	5
98...	64	18	15	12	3	3	2	1	...	15	4000	5.0	2	17	4
99...	44	15	10	8	2	5	2	3	...	13	4000	4.5	2	15	3
100...	33	11	5	5	...	5	3	2	...	10	4000	4.4	1	11	1
101...	42	13	9	7	2	4	3	1	...	13	4500	5.0	13	2
102...	35	12	11	7	4	1	...	1	...	6	6000	5.0	6	26	3.2	12	3
103...	34	12	10	7	3	1	...	1	...	5	6000	6.0	6	26	3.2	11	2
104...	43	11	7	2	5	2	1	1	...	8	7000	3.6	3	11	5
105...	58	18	8	4	4	7	1	6	...	7	6500	4.4	11	32	3.5	18	4
107...	26	8	7	7	...	1	1	5	13000	6.6	3	8	...
108...	38	14	13	13	...	1	1	12	13500	6.3	1	1	...
109...	22	6	6	6	5	28000	8.8	1
110...	16	6	6	5	1	4	1	1	...
111...	36	15	15	15	8	15000	6.6	6	71	4.3	...	1
112...	29	14	14	14	4	7	67	4.4	...	1
113...	17	8	8	8	6	16000	8.2	1
114...	21	7	7	7	7	26000	8.1
115...	26	17	15	15	...	2	2	6	...	8.2	8	61	3.3
116...	19	5	4	4	...	1	1	5	14000	7.8
117...	26	8	6	6	...	2	2	6	18000	8.2	2
118...	*92	27	8	8	...	7	1	6	...	3	23	32	2.8	20	11
119...	*103	28	15	5	10	13	1	12	...	13	5500	4.7	15	24	2.1	28	8
121...	54	19	10	6	4	8	1	7	...	10	12500	4.0	8	26	2.9	18	5
122...	54	21	8	7	1	5	5	9	4500	5.2	10	25	4.1	18	2
123...	30	13	5	4	1	3	1	2	...	6	...	5.2	5	19	2.8	10	2
124...	49	10	3	2	1	...	7	7000	5.4	3	10	4
125...	25	11	2	2	...	1	...	1	...	8	6500	5.4	1	10	2
126...	17	5	2	2	...	2	2	4	1	5	1
127...	20	10	2	2	...	2	2	6	11000	5.3	2	8	1
128...	85	22	2	2	...	8	3	5	...	12	7500	4.7	11	33	3.2	22	7
129...	53	12	1	1	11	8500	5.2	6	33	3.3	12	5
130...	42	10	4	4	...	4	2	2	...	6	8000	6.2	4	7	3
131...	29	8	6	6	...	2	1	1	...	8	6000	4.9	1
132...	23	8	4	4	...	4	2	2	...	4	4	2
134...	31	9	4	3	1	4	2	2	...	5	5500	5.0	4	1
135...	22	5	2	2	2	3	5	...
136...	53	12	1	1	...	3	2	1	...	8	4000	4.3	3	12	5
137...	62	18	9	5000	5.2	10	37	3.4	15	5
138...	*39	9	1	1	5	5	16	3.0	8	3
139...	807	172	172	172	3	170	36	3.9	169	91
141...	*43	13	10	4	6	2	2	5	...	1	...	4.8	7	23	3.6	12	1
142...	*43	11	14	2	5	7	2	2	...	5	6500	4.3	10	1
143...	50	11	8	5	3	3	1	2	...	10	9500	6.4	3	11	2
145...	79	24	5	5	...	6	2	4	...	8	7500	5.7	14	36	4.6	23	4
146...	76	24	18	18	...	3	1	2	...	7	...	6.4	16	47	4.6	8	3
147...	49	22	22	22	10	16500	6.7	10	65	3.8	...	1
148...	*52	24	22	21	1	2	2	9	...	6.1	14	60	4.0
149...	*53	7	6	6	...	1	1	7	19000	8.6
150...	*51	14	14	14	5	...	7.0	8	52	4.9	...	1
151...	5	2	9	52	3.1
152...	40	20	20	19	1	11	20000	7.3
153...	47	30	29	28	1	1	1	9	...	5.3	17	54	2.5
154...	31	20	19	15	4	1	1	1	...	5	...	6.0	13	45	3.0	1	...
155...	45	16	5	5	...	7	3	4	...	6	14500	7.7	9	29	3.6	15	5
156...	66	25	9	9	...	11	5	6	...	14	11500	4.6	10	38	3.2	24	3
157...	30	10	4	4	...	5	2	3	...	5	11000	6.6	3	8	...
158...	76	19	9	5	4	8	3	5	...	2	8000	4.6	11	36	2.9	19	6
159...	48	13	11	8	3	2	2	9	10500	4.9	4	13	3
160...	53	13	11	8	3	2	2	11	10000	5.3	2	13	3
161...	42	14	10	10	...	2	2	7	9000	5.9	7	39	4.6	14	2
162...	43	11	3	3	...	1	1	9	16000	4.4	1	8	4
163...	54	14	2	2	12	5	5.4	9	75	1.8	12	6
164...	1	1
166...	22	12	2	2	...	5	2	3	...	5	3	...	6	52	3.7	2	1
167...	9	5	1	1	...	4	2	2	...	3	2
169...	4	1
171...	8	2
173...	4	3
174...	22	8	7	5	2	1	1	5	...	6.2	2
175...	1	1
176...	3	1
177...	4	3
179...	31	10	10	10	4	6	65	4.0
180...	15	13	13	3	10	2	7	35	1.3
181...	1	1
185...	7	3
186...	21	8	3	3	...	4	2	2	...	1	5	5.0	1	1
187...	18	6	2	2	...	4	4	2	4	1
188...	25	8	4	4	...	4	4	5	...	5.6	3	1
189...	16	9	4	4	...	1	1	4	2	1	...
191...	18	6	1	1	...	1	1	2	3	3

City Block Characteristics

Table 2.—CHARACTERISTICS OF HOUSING UNITS, BY BLOCKS: 1960—Con.

["Total population" contains no persons in group quarters unless preceded by asterisk; one asterisk (*) denotes less than 10 percent; two asterisks (**), 10 percent or more]

Blocks within block numbering areas	Total population	All housing units by condition and plumbing									Occupied housing units							
		Total	Sound			Deteriorating			Dilapidated	Owner occupied			Renter occupied			Occupied by non-white	1.01 or more persons per room	
			Total	With all plumbing facilities	Lacking some or all facilities	Total	With all plumbing facilities	Lacking some or all facilities		Total	Average value (dollars)	Average number of rooms	Total	Average contract rent (dollars)	Average number of rooms			
							With flush toilet	No flush toilet										
285...	19	4
286...	42	10	10	10	10	11500	5.3	1
287...	14	2	1
288...	15	6	5	5	...	1	1	4	1	1
289...	17	8	6	6	...	2	2	4	4
290...	22	6	5	5	...	1	1	3	3
291...	24	8	4	4	...	4	4	4	3
292...	43	12	10	10	...	2	2	10	7500	5.3	2	4
293...	46	14	7	6	1	4	3	1	...	3	10	4000	4.3	3	13	4
294...	**60	16	11	9	2	5	1	4	...	8	6000	6.1	7	33	4.7	10	1	1
295...	24	8	4	4	...	4	2	2	8	8000	5.3	8	7
296...	71	15	5	5	...	9	5	4	...	1	11	5000	4.7	4	14	7
297...	46	14	11	11	...	4	...	1	...	2	13	7000	6.4	1	13	1
298...	65	17	7	7	...	4	3	1	...	6	14	5500	5.1	3	17	5
299...	*102	27	6	3	3	16	6	10	...	5	19	3500	4.8	6	33	3.7	25	4
300...	83	24	2	1	1	16	2	14	...	6	8	3500	4.8	14	29	3.1	22	8
301...	74	14	5	3	2	8	6	2	...	1	8	7000	4.8	6	33	4.8	14	6
302...	59	22	8	8	...	14	14	9	9000	6.6	12	55	3.3	1	3
303...	66	36	13	13	...	23	23	9	15000	6.0	22	56	3.2	...	1
304...	51	24	5	5	19	7	9500	7.0	16	41	2.2	1	1
305...	9	10	4	4	6	2	4
307...	30	10	9	9	...	1	1	5	...	4.4	5	39	3.2	...	1
308...	7	1
309...	30	6	3	3	...	3	2	1	5	6000	5.4	1	6	2
314...	5	2
315...	5	1
E.....	*8531	2910	1702	1591	111	899	588	300	11	309	1533	8500	5.3	1083	48	3.6	466	391
1...	34	29	23	21	2	3	1	...	2	3	7	...	4.6	19	103	1.2	...	1
2...	34	19	15	15	...	4	4	6	17000	5.8	11	57	3.5	...	1
3...	**43	24	2	2	...	22	22	3	16	53	2.9	...	1
4...	89	35	6	6	...	29	23	6	8	9000	5.0	24	43	3.0	8	9
5...	54	28	12	12	...	16	15	1	10	8000	7.6	12	39	3.3	6	...
6...	**107	29	3	3	...	25	17	8	...	1	9	5000	6.6	18	38	3.7	13	6
7...	97	28	1	1	...	26	10	15	1	1	12	4500	5.8	16	30	3.6	26	8
8...	61	18	5	5	...	7	6	1	...	6	12	6000	5.5	6	29	3.3	10	4
9...	36	17	3	3	...	13	13	1	10	4000	5.6	5	48	3.6	5	1
10...	28	9	3	3	...	6	6	6	...	5.8	3	1	...
11...	54	21	9	9	...	9	9	3	16	9000	5.7	4	7	1
12...	36	12	10	10	...	2	2	9	11500	5.6	2	4	...
13...	37	15	15	15	10	9500	5.3	3	2	1
14...	5	2
15...	27	11	10	10	...	1	1	7	10500	6.0	4
16...	36	14	14	14	10	7000	5.4	4	1
17...	51	15	13	13	...	2	2	10	11500	6.0	5	...	4.4	...	1
18...	29	12	12	12	8	9000	5.4	2
19...	32	12	12	12	12	8500	5.3	1
20...	22	7	6	5	1	1	1	6	8500	5.2	1	1
21...	12	4
22...	18	8	8	8	6	8000	4.7	2
23...	33	10	4	2	2	6	9	6500	4.9	1	5	2
24...	31	7	7	3	4	7	4
25...	53	12	12	6	3500	4.0	6	32	3.5	3	7
28...	66	19	19	19	17	21000	6.4	2
29...	82	25	25	25	19	14000	6.0	4	3
30...	72	22	21	21	...	1	1	16	10500	4.9	4	2
31...	52	19	19	19	16	12500	5.4	2
32...	17	4
35...	4	1
36...	12	4
37...	2	1
38...	15	6	3	3	3	3	2
39...	5	1
40...	17	6	6	6	4	1
41...	19	8	4	4	...	4	3	1	...	2	2	4
42...	67	24	21	21	...	3	3	19	8500	5.8	5	51	3.4
43...	39	15	15	14	1	12	10000	5.8	1
44...	25	9	9	9	6	8000	5.7	2	1
45...	54	17	16	16	...	1	1	10	9000	5.4	7	65	4.1	...	3
46...	5	3
48...	43	14	14	14	11	8000	5.4	2	1
49...	55	21	17	16	1	4	3	...	1	...	12	9000	5.7	7	64	3.4	...	1
50...	70	24	12	12	...	12	11	1	11	10500	5.6	13	63	3.9	...	3
52...	38	11	4	4	...	7	7	9	7500	6.4	2	1
53...	30	15	9	9	...	5	5	1	9	7500	5.7	4	1
54...	29	10	10	9	1	...	3	3	5	39	3.2	...	1
55...	80	25	5	5	...	9	7	2	...	11	12	6000	5.7	12	35	3.7	13	5
56...	95	35	8	8	...	20	16	4	...	7	13	8000	4.4	20	36	3.8	7	4
57...	**85	29	7	6	1	21	9	12	...	1	8	7500	6.3	19	52	2.6	...	7
58...	48	15	8	8	...	7	7	8	7500	5.4	6	61	4.5	...	3
59...	**60	23	14	13	1	9	8	1	4	14	64	3.2	...	3
60...	10	6	4	4	...	2	2	3	2
62...	4	1
63...	**26	7	2	1	1	3	3	2	2	5	...	4.8	1	...
64...	88	39	10	10	...	29	28	1	11	13500	6.0	26	45	4.0	...	3
65...	23	23	3	3	...	20	14	6	4	8	48	2.6	...	1
66...	71	22	11	11	...	11	11	11	7000	5.3	10	59	4.7	1	2

Table 2.—CHARACTERISTICS OF HOUSING UNITS, BY BLOCKS: 1960—Con.

["Total population" contains no persons in group quarters unless preceded by asterisk; one asterisk (*) denotes less than 10 percent; two asterisks (**), 10 percent or more]

Blocks within block numbering areas	Total population	All housing units by condition and plumbing									Occupied housing units							
		Total	Sound			Deteriorating			Dilapidated	Owner occupied			Renter occupied			Occupied by non-white	1.01 or more persons per room	
			Total	With all plumbing facilities	Lacking some or all facilities	Total	With all plumbing facilities	Lacking some or all facilities		Total	Average value (dollars)	Average number of rooms	Total	Average contract rent (dollars)	Average number of rooms			
																		With flush toilet
67...	75	29	13	13	...	16	14	2	12	8000	5.0	13	47	3.5	...	3
68...	40	16	12	12	...	4	4	6	10000	5.8	9	47	4.0	...	1
69...	**53	12	9	8	1	3	3	8	10500	5.0	2	1
70...	36	13	12	12	...	1	1	5	...	5.4	8	47	4.6	...	2
71...	45	23	12	11	1	11	5	6	5	...	5.2	13	54	3.9	...	1
72...	34	14	7	6	1	7	6	1	6	...	5.7	7	74	4.0	...	1
73...	65	26	16	16	...	7	7	...	3	...	8	...	5.9	14	55	4.2	2	2
74...	41	17	15	15	...	2	2	12	10000	6.0	4	1
75...	30	8	6	6	...	2	2	7	11000	6.1	1
76...	41	13	7	7	...	6	6	7	5500	4.9	6	53	5.0
77...	36	14	11	11	...	3	3	7	7500	5.4	4	1
78...	35	16	15	13	2	1	1	8	7000	5.5	5	52	2.8
79...	45	15	14	14	...	1	1	10	7500	6.1	5	...	4.4	...	1
80...	43	15	13	11	2	2	2	9	10500	5.9	1
81...	40	14	14	14	10	12000	5.9	4	1
82...	9	4
83...	44	11	11	11	10	12000	5.7	1
84...	26	11	11	11	7	11000	5.0	2
85...	132	40	40	40	33	13500	5.4	7	90	5.0	...	1
86...	83	25	25	25	22	17000	5.9	3	2
87...	6	1
88...	13	8	3	2
89...	20	7	7	7	5	11000	5.2	2	1
90...	23	7	6	6	...	1	1	1
91...	101...	22	6	4	4	2	2	4	2
92...	101...	22	5	4	4	1	1	1	3
93...	107...	15	3
94...	108...	13	3	2	2	3	6	65	5.0	...	2
95...	109...	24	9	7	7	5	7000	4.6	5	65	4.4	...	3
96...	110...	36	11	11	11	7	8500	4.6	3
97...	111...	38	10	10	10
98...	112...	29	9	9	9	7	14000	5.9	2
99...	113...	28	12	12	11	1	8	12500	6.1	3
100...	114...	25	9	9	9	7	10500	4.9	1
101...	115...	29	9	9	9	8	9000	4.8	1
102...	117...	17	6	5	5	1	4	1	1
103...	118...	23	8	8	8	3	4
104...	120...	21	9	9	9	4	4
105...	121...	17	8	6	6	6	11500	6.3
106...	122...	34	8	7	7	1	1	...	1	...	8	8500	5.8
107...	123...	1	1
108...	124...	29	9	7	7	2	2	4	3	2
109...	125...	11	3
110...	126...	4	1
111...	127...	16	4
112...	130...	55	14	5	2	8	2	5	1	1	10	4500	4.5	4	14	5
113...	132...	8	3	3	13	49	3.2	...	1
114...	135...	35	18	16	10	6	2	2	12	5500	6.3	7	43	3.4	7	1
115...	136...	48	20	9	8	1	8	8	6	11000	4.3	18	33	3.0	...	4
116...	137...	66	32	4	2	26	6	20	2	5000	5.4	7	41	3.3	8	6
117...	138...	68	23	7	7	3	2	1	...	13	12
118...	139...	62	29	23	12	11	5	5	1	5000	4.6	19	51	2.8	...	3
119...	140...	3	1
120...	141...	3	3
121...	142...	1	1	10	34	2.0	...	1
122...	143...	20	24	23	4	19	4	5500	5.8	12	40	4.8	...	2
123...	144...	76	26	9	9	13	11	2	13	6000	5.2	15	47	3.1	2	3
124...	145...	81	32	23	16	7	5	1	17	5500	4.9	12	36	3.0	8	7
125...	146...	92	29	6	6	15	6	8	1	8	14	5000	6.2	5	40	4.8	1	4
126...	147...	49	11	3	3	7	4	3	...	1	5	5500	5.5	8	31	3.1	16	8
127...	148...	78	18	7	6	1	5	2	...	6	10
128...	149...	27	7	7	1	6	4	2	5	2
129...	150...	5	1	6
130...	151...	72	16	4	3	11	4	7	...	1	10	6000	4.5	4	29	4.7	14	4
131...	152...	78	17	5	5	10	6	3	1	2	11	5500	4.8	4	10	8
132...	153...	6	3
133...	155...	31	8	2	1	6	1	5	6	4500	4.3	2	6	3
134...	156...	26	9	9	9	3	6	64	4.2	1	...
135...	157...	42	17	17	17	7	9000	5.0	6	63	4.3	1	2
136...	158...	47	13	12	11	1	1	9	8000	5.1	3	3
137...	159...	65	22	19	18	1	1	1	...	2	14	6500	4.4	4	5
138...	161...	35	17	17	16	1	7	10000	5.0	7	58	3.3	...	1
139...	162...	37	10	10	10	10	10000	5.0	4.1	...	2
140...	163...	45	13	13	13	4	9
141...	164...	15	4	1
142...	165...	32	10	7	7	3	3	8	6000	4.8	2
143...	166...	52	16	16	16	9	8000	5.2	7	46	3.0	...	3
144...	167...	50	18	18	18	9	8000	4.6	8	60	3.6
145...	168...	36	17	15	15	...	1	1	8	8000	5.3	5	59	4.4	1	...
146...	169...	31	11	11	10	1	8	8500	5.1	3
147...	171...	20	5	2	2	2	1	1	...	1	2	2	2
148...	172...	77	19	5	2	3	13	4	9	...	10	6000	4.5	9	40	3.6	19	8
149...	173...	46	12	2	2	10	7	2	5	...	8	5500	4.0	4	2	3
150...	174...	30	10	3	3	6	3	2	1	...	7	5500	4.1	3	6	2
151...	175...	56	12	6	5	1	6	6	11	6500	5.0	1	12	4
152...	176...	81	16	9	9	7	1	1	13	5000	5.0	3	8	5
153...	177...	4	2
154...	178...	40	11	3	3	7	2	5	2	9	32	3.3	10	4

Table 2.—CHARACTERISTICS OF HOUSING UNITS, BY BLOCKS: 1960—Con.

["Total population" contains no persons in group quarters unless preceded by asterisk; one asterisk (*) denotes less than 10 percent; two asterisks (**), 10 percent or more]

Blocks within block numbering areas	Total population	All housing units by condition and plumbing									Occupied housing units							
		Total	Sound			Deteriorating			Dilapidated	Owner occupied			Renter occupied			Occupied by non-white	1.01 or more persons per room	
			Total	With all plumbing facilities	Lacking some or all facilities	Total	With all plumbing facilities	Lacking some or all facilities		Total	Average value (dollars)	Average number of rooms	Total	Average contract (dollars)	Average number of rooms			
							With flush toilet	No flush toilet										
179...	12	4
180...	13	4
181...	8	4
182...	4	4
183...	54	21	5	...	2	8	3	5	8	7	5500	4.7	11	26	3.3	9	7	
184...	15	5	3	2	1	2	2	1	4	...	2	1	1	
185...	52	20	6	6	...	13	6	7	...	14	4000	4.9	4	...	9	2	1	
186...	21	8	2	2	...	6	3	3	...	5	3500	4.4	2	...	4	1	1	
187...	45	15	13	9	4	2	2	1	...	8	5500	6.3	5	44	4.0	...	2	
188...	**43	9	4	4	...	3	2	1	...	3	6	58	5.2	1	1	
191...	*104	62	15	6	9	10	6	4	...	37	13	10000	4.8	30	36	1.8	16	7
192...	123	35	10	10	...	18	7	11	...	7	15	5000	6.0	14	35	3.6	10	8
193...	70	22	6	3	3	16	10	6	12	3500	3.8	10	36	4.0	10	6
194...	64	14	2	...	2	2	...	10	10	3500	4.0	2	...	11	5	
195...	8	6	1	1	...	4	1	1	3	...	2
196...	43	13	5	3	2	...	8	6	6500	5.0	6	32	3.7	10	3
197...	20	8	1	1	...	4	1	1	...	3	4	...	6
198...	13	5	1	1	...	2	1	1	...	2	3	2	...	3
200...	7	2
201...	51	10	4	4	...	6	2	4	4	6	29	3.5	3	5
202...	45	12	9	8	1	3	2	1	...	10	6000	5.0	2	2	1	1
203...	29	11	7	6	1	4	3	1	...	7	8000	4.9	2	3	3	...
204...	40	11	10	9	1	1	...	1	...	9	7000	4.6	2	4	2	...
205...	52	14	8	8	1	6	3	3	...	8	7000	5.9	4
206...	30	9	8	7	...	1	1	7	9000	5.1	1	1	1	...
208...	15	8	5	5	...	3	3	6	6000	4.0
209...	3	1
211...	10	4
212...	23	8	8	8	6	8500	5.3	2
213...	14	6	5	5	...	1	1	4	1
221...	8	2
222...	31	15	10	8	2	5	4	1	...	12	4500	4.9	1
223...	7	3
224...	32	11	11	11	4	4
225...	9	4
226...	42	14	5	4	1	9	2	7	...	9	3500	3.8	5	22	3.2	3	2	...
227...	34	9	1	1	...	7	1	6	...	1	3	...	6	23	3.8	5	2	...
228...	23	7	5	5	...	2	...	2	...	4	3
229...	7	3
230...	22	7	1	1	...	2	1	1	...	5	3500	4.0	2	6	2	...
231...	29	9	9	6	3500	4.3	3	9	2
232...	26	3
235...	22	6	2	2	...	2	...	2	...	2	3	...	3	3	1	...
236...	96	21	3	3	...	9	5	4	...	18	3500	4.6	3	7	9	...
237...	*58	27	27	4	...	15	30	1.9	17	7	...
238...	7	3
239...	4	3
241...	3	3
242...	**130	46	18	16	2	6	3	3	22	30	7500	4.3	14	25	3.4	9	7	...
243...	1	1
246...	41	16	7	7	...	9	7	2	...	6	7000	5.2	4	2
247...	55	10	9	9	...	1	1	8	8500	6.0	2	4
248...	2	1
251...	22	9	7	7	...	2	2	7	8500	5.6	1	1
252...	43	19	17	12	5	1	1	6	11000	6.3	7	53	3.1	1
256...	10	4
257...	13	6	5	5	...	1	1	4	1	1
258...	6	3
259...	4	2
260...	37	12	11	11	...	1	1	6	7000	5.5	6	38	2.7	2
262...	1	1
263...	15	2
264...	**54	15	12	10	2	3	1	2	...	7	6500	5.3	8	46	3.6	1
265...	29	8	7	7	...	1	1	4	4
266...	15	6	3	3	...	3	2	1	...	3	2
267...	14	6	6	6	3	2	1
268...	20	5	5	5	5	4500	5.6	1
269...	28	12	9	9	...	3	3	8	8000	5.5	2
270...	52	17	14	13	1	3	3	9	7000	4.4	6	53	4.0	5
271...	54	14	12	12	...	1	1	1	8	7500	5.5	5	...	4.8	...	2
272...	24	6	6	6	5	10500	5.8	1
273...	32	7	7	6	1	4	2	3
274...	15	4
275...	30	4	4	4	...	3	3	2	5	48	3.8
276...	38	13	11	8	3	1	1	8	6500	4.9	4	2
277...	58	16	14	14	...	2	2	10	6500	5.4	5	43	3.8	2
278...	43	10	9	9	...	1	1	5	5500	5.0	5	57	4.6	3
279...	65	16	11	11	...	3	2	1	...	2	16	4500	5.3
280...	60	17	10	9	1	6	4	2	...	1	15	5000	4.5	1	2
281...	9	4
282...	25	7	1	1	...	4	1	3	...	2	2	...	4	2
283...	50	10	6	6	...	3	1	2	...	1	7	8500	6.6	3	3
284...	3	2
285...	2	2
286...	7	3
287...	56	15	8	8	...	7	5	2	...	3	10	48	3.9	3
289...	37	11	6	6	...	5	3	2	...	7	8000	6.1	3	2

Table 2.—CHARACTERISTICS OF HOUSING UNITS, BY BLOCKS: 1960—Con.

["Total population" contains no persons in group quarters unless preceded by asterisk; one asterisk (*) denotes less than 10 percent; two asterisks (**), 10 percent or more]

Blocks within block numbering areas	Total population	All housing units by condition and plumbing									Occupied housing units							
		Total	Sound			Deteriorating			Dilapidated	Owner occupied			Renter occupied			Occupied by non-white	1.01 or more persons per room	
			Total	With all plumbing facilities	Lacking some or all facilities	Total	With all plumbing facilities	Lacking some or all facilities		Total	Average value (dollars)	Average number of rooms	Total	Average contract rent (dollars)	Average number of rooms			
								With flush toilet										No flush toilet
290...	37	10	6	6	***	4	4	***	***	***	6	8000	5.5	2	***	***	***	2
291...	11	2	***	***	***	***	***	***	***	***	***	***	***	***	***	***	***	***
292...	47	30	29	27	2	1	1	***	***	***	8	***	5.9	9	72	2.9	***	1