

U.S. CENSUS OF HOUSING: 1960

Series HC(3)-115

CITY BLOCKS

St. Petersburg, Fla.


Prepared under the supervision of
WAYNE F. DAUGHERTY, Chief
Housing Division



U.S. DEPARTMENT OF COMMERCE
Luther H. Hodges, Secretary

BUREAU OF THE CENSUS

Richard M. Scammon, Director (From May 1, 1961)
Robert W. Burgess, Director (To March 3, 1961)





BUREAU OF THE CENSUS

RICHARD M. SCAMMON, *Director* (From May 1, 1961)

ROBERT W. BURGESS, *Director* (To March 3, 1961)

A. ROSS ECKLER, *Deputy Director*
HOWARD C. GRIEVES, *Assistant Director*
CONRAD TAUBER, *Assistant Director*
MORRIS H. HANSEN, *Assistant Director for Statistical Standards*
CHARLES B. LAWRENCE, JR., *Assistant Director for Operations*
WALTER L. KEHRES, *Assistant Director for Administration*
CALVERT L. DEDRICK, *Chief, International Statistical Programs Office*
A. W. VON STRUVE, *Acting Public Information Officer*

Housing Division—

WAYNE F. DAUGHERTY, *Chief*
DANIEL B. RATHBUN, *Assistant Chief*
BEULAH WASHBAUGH, *Special Assistant*
MILTON D. LIBBERMAN, *Chief, Coordination and Research*

Decennial Operations Division—GLEN S. TAYLOR, *Chief*
Electronic Systems Division—ROBERT F. DRURY, *Chief*
Field Division—JEFFERSON D. McPIKE, *Chief*
Geography Division—WILLIAM T. FAY, *Chief*
Population Division—HOWARD G. BRUNEMAN, *Chief*
Statistical Methods Division—JOSEPH STEINBERG, *Chief*

Library of Congress Card Number: A61-9347

SUGGESTED CITATION

U.S. Bureau of the Census. *U.S. Census of Housing: 1960. Vol. III, City Blocks.*
Series HC(3), No. 115.
U.S. Government Printing Office, Washington, D.C., 1961.

For sale by the Superintendent of Documents, U.S. Government Printing Office, Washington 25, D.C.
or any of the Field Offices of the Department of Commerce — Price 45 cents.

Table 1.—CHARACTERISTICS OF HOUSING UNITS, FOR THE CITY: 1960

Subject	Number	Percent	Subject	Number	Percent
All housing units	81,346	100.0	Occupied housing units—Con.		
CONDITION AND PLUMBING			COLOR		
Sound	73,493	90.3	White	64,284	90.9
With all plumbing facilities	70,249	86.4	Nonwhite	6,450	9.1
Lacking some or all facilities	3,244	4.0	PERSONS PER ROOM		
Deteriorating	6,319	7.8	1.00 or less	66,491	94.0
With all plumbing facilities	4,790	5.9	1.01 or more	4,243	6.0
Lacking some or all facilities	1,529	1.9	AVERAGE NUMBER OF ROOMS		
With flush toilet	1,491	1.8	Owner occupied	5.0	...
No flush toilet	38	...	Renter occupied	3.3	...
Dilapidated	1,534	1.9	VALUE AND RENT		
Occupied housing units	70,734	100.0	Average value	13,300	...
TENURE			Average contract rent	69	...
Owner occupied	51,113	72.3			
Renter occupied	19,621	27.7			

NOTE.— On the map for St. Petersburg approximately 4,800 blocks are identified.

Table 2.—CHARACTERISTICS OF HOUSING UNITS, BY BLOCKS: 1960

["Total population" contains no persons in group quarters unless preceded by asterisk; one asterisk (*) denotes less than 10 percent; two asterisks (**), 10 percent or more]

Blocks within census tracts	Total population	All housing units by condition and plumbing								Occupied housing units								
		Total	Sound			Deteriorating			Dilapidated	Owner occupied			Renter occupied			Occupied by non-white	1.01 or more persons per room	
			Total	With all plumbing facilities	Lacking some or all facilities	Total	With all plumbing facilities	Lacking some or all facilities		Total	Average value (dollars)	Average number of rooms	Total	Average contract rent (dollars)	Average number of rooms			
1.....	*3326	1499	1380	1364	16	80	75	5	...	39	1106	11500	4.9	183	62	3.8	3	61
1....	41	25	25	25	8	6000	4.9	13	43	2.6	...	2
2....	34	19	16	12	4	3	3	10	5500	4.9	3	1
3....	58	26	26	26	12	7500	5.2	13	52	3.5
4....	41	19	18	18	...	1	1	12	9500	4.7	5	60	4.0	...	1
5....	24	11	10	10	1	9	8000	5.6
6....	36	14	14	14	11	7000	4.6	3	1	1
7....	31	21	20	20	...	1	1	12	6000	4.7	5
8....	60	22	22	22	13	9000	4.8	3	...	3.6	...	5
9....	**40	20	20	20	16	7500	4.4	1
10...	60	20	20	20	16	9000	5.1	4	2
11...	43	22	14	14	...	3	3	...	5	17	8000	4.3	2
12...	17	9	9	9	8	9000	4.4	1
13...	24	12	9	9	...	1	1	...	2	10	7000	4.0	1
14...	61	22	17	17	...	2	2	...	3	18	8000	4.4	3	3
15...	23	17	15	15	...	2	2	12	9000	4.4
16...	40	23	16	16	...	2	2	...	5	14	7500	4.3	4
17...	24	10	7	7	...	3	3	8	6500	4.1	2	2
18...	33	15	15	15	15	11000	4.3
19...	15	7	7	7	7	10000	4.7
20...	38	15	15	15	14	12500	4.6	1
21...	37	20	19	19	...	1	1	19	10500	4.6	1
22...	17	13	11	11	...	1	1	...	1	11	7500	3.7
23...	23	9	9	9	9	12000	5.0
24...	43	25	17	17	...	8	8	20	7500	3.9	3	1
25...	48	24	22	22	...	2	2	18	7500	4.6	3	1
26...	39	20	20	20	13	8000	4.5	3	1
27...	49	20	20	20	13	9500	5.7	4	1
28...	62	30	30	30	22	10000	5.4	4	1
29...	76	35	35	35	21	9500	5.4	8	57	4.0	2
30...	18	9	9	9	8	8500	4.6	1
31...	23	12	12	12	7	...	4.7	2
32...	65	29	28	28	...	1	1	23	8000	4.3	4	1
33...	62	19	19	19	17	6500	5.2	2	2
34...	28	13	12	12	...	1	1	6	...	6.0	4	2
35...	43	23	23	23	13	7500	4.8	4
36...	37	13	13	13	6	...	4.8	7	73	3.9	1
37...	10	4
38...	48	19	19	19	14	10000	4.9	3	1	1
39...	52	20	20	20	18	9000	4.6	1	2
40...	56	26	24	24	...	2	2	19	8000	4.7	2	2
41...	85	39	33	33	...	5	4	1	1	32	7000	4.8	2
42...	49	24	21	21	...	3	3	15	7500	4.5	5	58	4.2
43...	101	42	37	36	1	3	3	...	2	36	12000	4.9	5	...	4.8	1
44...	33	14	14	14	14	14000	5.3
45...	41	17	12	12	...	3	2	1	2	13	7500	4.7	2	1
46...	48	22	18	18	...	3	3	...	1	18	8000	4.7	2	1
47...	37	17	16	16	1	14	11500	4.9	1
48...	4	4
49...	28	11	11	11	9	9000	5.2
50...	28	12	10	9	1	1	1	...	1	11	10000	4.6	1
51...	41	20	19	19	1	18	13000	4.7	1

City Block Characteristics

Table 2.—CHARACTERISTICS OF HOUSING UNITS, BY BLOCKS: 1960—Con.

["Total population" contains no persons in group quarters unless preceded by asterisk; one asterisk (*) denotes less than 10 percent; two asterisks (**), 10 percent or more]

Blocks within census tracts	Total population	All housing units by condition and plumbing								Occupied housing units							
		Total	Sound			Deteriorating			Dilapidated	Owner occupied			Renter occupied			Occupied by non-white	1.01 or more persons per room
			Total	With all plumbing facilities	Lacking some or all facilities	Total	With all plumbing facilities	Lacking some or all facilities		Total	Average value (dollars)	Average number of rooms	Total	Average contract rent (dollars)	Average number of rooms		
							With flush toilet	No flush toilet									
52...	28	14	14	14	9	10000	4.6	3
53...	25	13	11	11	2	10	10000	4.6	1
54...	21	13	11	11	...	2	2	12	8500	4.0
55...	36	15	15	15	14	10000	4.9	1
56...	30	12	12	12	12	10000	4.3
57...	28	18	14	14	...	2	2	...	2	9	9500	4.3	3	1
58...	21	8	8	8	8	12500	4.9
59...	**53	20	20	20	16	12500	4.8	1
60...	19	9	9	8	...	1	8	9000	4.8	1
61...	18	8	7	7	...	1	1	8	13500	5.3
62...	29	13	11	11	...	2	2	11	7500	4.8	1	1
63...	50	21	15	15	...	3	3	...	3	15	8000	4.9	3	1
64...	14	8	8	8	6	9500	5.2
65...	33	19	19	19	13	13000	5.2	1
66...	56	20	20	20	19	12500	5.3	1
67...	8	4
68...	31	12	10	10	...	2	2	11	7500	4.9	1
71...	41	15	15	15	13	13500	4.9	1	1
72...	41	15	15	15	11	13500	4.5
73...	36	13	13	13	11	13500	4.5
74...	30	12	11	11	...	1	1	10	7500	4.4	2	1
76...	...	1
77...	22	8	8	8	7	8500	4.6	1	1
78...	38	13	13	13	12	14000	5.5	1
80...	24	12	10	10	...	2	2	7	13000	4.6	3
81...	6	4
90...	49	32	24	24	...	6	6	...	2	11	21000	6.3	4	1
92...	35	11	9	9	...	1	1	8	9500	5.3	2	1
93...	32	16	16	16	8	29000	6.3	1
94...	101	32	32	32	30	24000	5.8
95...	85	28	28	28	23	22000	5.3	2	3
96...	51	27	27	27	16	24000	5.8	1
97...	27	16	16	16	11	22000	5.0
98...	17	12	12	12	7	24000	5.3
99...	36	18	18	18	16	19500	4.9	1
102...	82	32	32	32	27	19000	5.1	1	1
103...	22	11	6	...	6	3	...	3	2	8	1
104...	10	3
105...	10	3
2.....	*6217	2196	2186	2184	2	7	7	...	3	1908	17500	5.6	83	141	5.2	...	34
1...	32	15	15	15	10	17500	5.1	1
3...	13	4
4...	39	12	12	12	10	26000	6.5	2
8...	62	20	20	20	20	17000	6.5
9...	22	10	10	10	6	17500	5.7	1
18...	30	8	8	8	8	15000	5.6
19...	21	7	7	7	7	15500	5.4
20...	49	17	17	17	14	19000	5.6	2
22...	35	11	11	11	11	19500	6.0	1
28...	12	5	4	4	...	1	1	4
30...	13	5	5	5	4	1
32...	26	8	8	8	8	13500	5.3	1
33...	38	15	15	15	12	16500	5.8	2
36...	40	15	15	15	12	27000	6.3
37...	104	29	29	29	26	20000	6.3	1
38...	54	14	14	14	14	21000	6.3
40...	136	45	45	45	44	17000	5.5	1	2
42...	60	18	17	17	...	1	1	16	18000	5.4	1
43...	23	8	8	8	8	19500	5.3
44...	111	34	34	34	32	20000	6.2
46...	42	19	19	19	14	17500	6.2	2
50...	43	12	12	12	11	18000	5.7
52...	49	13	13	13	12	17500	6.4	1
56...	175	60	59	59	...	1	1	50	15500	5.4	2
57...	54	18	18	18	15	18000	5.7	1	1
58...	63	17	17	17	17	14000	5.0	1
59...	56	14	14	14	13	19000	6.3	1
60...	98	24	24	24	24	14500	5.8	1
61...	28	8	8	8	8	17500	6.6
62...	37	11	11	11	9	29000	7.0
63...	36	10	10	10	10	15500	6.2
64...	12	4
65...	10	4
66...	39	16	16	16	16	16000	5.3
67...	15	5	5	5	4
72...	57	20	20	20	16	15000	4.9	4
80...	4	5	5	5	2
81...	...	3
82...	112	33	33	33	29	14000	5.4	1	2
83...	43	13	13	13	13	13500	5.1
84...	53	20	20	20	19	13000	5.3
85...	58	20	20	20	18	14500	5.3	1
86...	136	51	51	51	47	15000	5.5	2
87...	**373	62	61	60	1	1	52	26000	6.1	4	2
88...	6	2
89...	51	17	17	17	15	18000	5.5	1
90...	39	23	23	23	17	18000	4.9	1

Table 2.—CHARACTERISTICS OF HOUSING UNITS, BY BLOCKS: 1960—Con.

["Total population" contains no persons in group quarters unless preceded by asterisk; one asterisk (*) denotes less than 10 percent; two asterisks (**), 10 percent or more.]

Blocks within census tracts	Total population	All housing units by condition and plumbing									Occupied housing units						
		Total	Sound			Deteriorating			Dilapidated	Owner occupied			Renter occupied			Occupied by non-white	1.01 or more persons per room
			Total	With all plumbing facilities	Lacking some or all facilities	Total	With all plumbing facilities	Lacking some or all facilities		Total	Average value (dollars)	Average number of rooms	Total	Average contract rent (dollars)	Average number of rooms		
91...	26	7	7	7	6	15000	6.2
92...	96	34	34	34	31	16500	5.8	1	2
93...	31	9	9	9	9	17000	6.0
94...	56	16	16	16	16	19000	6.1	1
95...	49	18	18	18	15	14500	5.6	3
96...	16	7	7	7	7	14500	5.6
97...	40	21	21	21	21	15000	5.6
98...	42	18	18	18	14	16000	5.2	1	1
99...	2	1	1	1
100...	28	10	10	10	10	17500	5.2
101...	25	6	6	6	5	23000	6.2
102...	23	8	8	8	7	23000	6.4
103...	10	3	3	3
108...	19	6	6	6	5	14000	6.0	1
109...	21	6	7	7	1	3	4
115...	2	6	6	6	1
116...	47	16	16	16	13	16000	5.7
117...	6	8	8	8	3
118...	35	16	16	16	15	18500	5.6
119...	32	14	14	14	12	21000	5.8	1
120...	65	22	22	22	16	18500	5.6	2
121...	31	16	16	16	14	16000	5.3
122...	23	10	10	10	9	16000	5.3	1
123...	21	8	8	8	7	15000	5.4
124...	41	21	21	21	20	13500	5.0
125...	42	18	18	18	18	14000	5.1
126...	16	7	7	7	7	20000	6.4
127...	17	6	6	6	6	23000	6.2
128...	18	6	6	6	6	22000	6.0
129...	18	5	5	5	4	1
130...	18	8	8	8	8	26000	6.0
131...	2	2	2	2
132...	49	15	15	15	14	25000	6.0	1
133...	14	5	5	5	4
134...	29	12	12	12	11	13500	5.5	1
135...	38	11	11	11	9	11500	4.9	1	1
136...	89	31	31	31	29	15000	5.2	2	2
137...	23	11	11	11	11	13000	5.0	1
138...	49	19	19	19	18	13000	5.2
139...	41	21	21	21	19	12000	4.8
140...	17	7	7	7	7	26000	6.7
141...	26	11	11	11	10	25000	5.8
142...	27	6	6	6	6	31000	7.2
143...	14	5	5	5	5	25000	5.6
144...	24	13	13	13	11	25000	6.1
145...	27	9	9	9	8	27000	6.9
146...	21	8	8	8	8	25000	6.6
147...	52	19	19	19	18	15000	5.2	1
148...	34	13	13	13	11	14000	5.1	1	1
149...	25	14	14	14	13	10500	5.2
150...	45	18	18	18	18	11500	4.7
151...	130	39	39	39	38	13500	5.4	1	1
152...	111	39	39	39	37	12500	5.1	2	1
153...	20	9	9	9	9	17500	5.7
154...	54	21	20	20	...	1	20	15500	5.6
155...	29	11	11	11	10	18000	5.6
157...	110	67	67	67	36	13500	4.9	1
160...	34	16	16	16	9	19000	6.1
161...	13	5	5	5	5	15000	5.4
162...	11	5	5	5	4
170...	14	8	7	7	...	1	1	3	4
171...	36	17	17	17	13	16500	5.5
172...	79	31	30	30	...	1	1	29	18000	5.7
173...	78	31	31	31	29	17500	5.8
174...	61	24	24	24	18	17000	5.6
175...	80	32	32	32	26	17000	5.8	1
176...	83	34	34	34	34	13000	5.4
177...	14	8	8	8	8	13000	5.0
178...	20	10	9	9	...	1	1	7	14000	5.4	1
180...	29	14	14	14	11	17000	4.9	1
181...	22	9	9	9	7	15000	5.1	1
182...	18	7	7	7	7	13500	5.3
184...	230	85	85	85	74	20000	5.9	3
186...	57	27	27	27	23	19000	5.7	1
187...	11	4
188...	13	4
190...	24	18	18	18	10	20000	7.1	1
196...	106	30	30	30	27	14500	5.3	3	2
197...	93	25	25	25	23	17500	5.3	1	2
198...	48	21	21	21	15	25000	5.2	5	143	5.2
199...	35	15	15	15	14	16500	5.1
200...	70	23	23	23	21	20000	5.9
202...	15	5	5	5	3	1
203...	4	2
205...	7	2
206...	22	5	5	5	5	21000	7.8
208...	33	10	10	10	9	21000	5.8	1

Table 2.—CHARACTERISTICS OF HOUSING UNITS, BY BLOCKS: 1960—Con.

["Total population" contains no persons in group quarters unless preceded by asterisk; one asterisk (*) denotes less than 10 percent; two asterisks (**), 10 percent or more]

Blocks within census tracts	Total population	All housing units by condition and plumbing									Occupied housing units							
		Total	Sound			Deteriorating			Dilapidated	Owner occupied			Renter occupied			Occupied by non-white	1.01 or more persons per room	
			Total	With all plumbing facilities	Lacking some or all facilities	Total	With all plumbing facilities	Lacking some or all facilities		Total	Average value (dollars)	Average number of rooms	Total	Average contract rent (dollars)	Average number of rooms			
								With flush toilet										No flush toilet
81...	42	11	11	11	10	20000	6.1	
82...	17	7	7	7	5	18000	5.8	
83...	8	4	
84...	48	18	18	18	18	14000	5.5	
85...	25	12	12	12	12	14000	5.6	
86...	...	1	
87...	24	8	8	8	6	10500	4.7	2	
88...	35	11	11	11	11	12000	5.5	1	
89...	25	12	12	12	9	15500	4.8	3	
90...	13	4	
91...	42	18	18	18	17	10500	4.9	
92...	25	12	12	12	12	11000	4.7	
93...	37	16	16	16	15	10500	4.4	1	
94...	23	13	13	13	10	10500	4.6	2	
95...	38	17	17	17	16	11500	4.8	1	
96...	28	14	14	14	13	11000	4.7	
4.....	*2557	1316	1286	1278	8	19	17	2	...	11	757	18000	5.3	341	81	3.5	...	29
1...	83	33	33	33	28	35000	6.2	
2...	41	19	19	19	12	12000	4.5	6	73	3.7	
3...	19	11	10	10	7	9000	4.9	2	
4...	24	10	10	10	4	5	223	4.2	
5...	28	11	10	9	1	4	5	51	3.4	...	2	
6...	3	3	
7...	10	5	5	5	2	2	1	
8...	31	18	18	18	7	...	4.9	10	65	3.5	
9...	51	28	28	28	12	12000	5.0	11	115	3.3	...	1	
10...	57	35	35	35	13	13000	5.0	12	140	3.3	
11...	31	12	12	12	8	15000	5.8	3	
12...	29	16	15	15	...	1	1	8	19500	5.4	6	57	3.0	...	1	
13...	31	25	25	25	13	10000	4.5	4	1	
14...	68	33	33	33	13	8000	4.8	18	70	3.4	
15...	88	46	46	46	16	10000	4.0	24	91	3.6	...	2	
16...	8	5	4	4	...	1	1	4	
17...	16	12	12	12	7	8500	4.9	2	
18...	48	27	27	26	1	17	10000	4.9	7	88	3.1	
19...	61	38	37	37	...	1	1	15	9500	4.9	11	58	3.5	...	1	
20...	44	25	25	25	18	13500	5.9	4	
21...	34	13	13	13	6	20000	6.2	5	114	4.2	...	1	
22...	37	22	22	22	12	19500	6.7	6	94	2.8	
23...	44	25	25	25	11	14000	5.6	10	116	3.2	
24...	36	20	20	20	14	10000	5.1	4	
25...	38	25	23	23	...	2	2	16	8500	5.1	6	56	2.3	
26...	42	35	35	35	15	10000	4.5	6	69	3.3	...	1	
27...	62	45	45	45	19	11000	4.9	10	87	3.1	...	1	
28...	41	29	29	29	10	9000	4.8	8	77	3.5	...	1	
29...	63	34	34	34	16	11000	5.1	13	69	3.2	...	3	
30...	48	22	22	22	11	18500	5.6	10	74	3.8	...	1	
31...	53	35	35	35	15	16500	5.9	9	79	2.9	...	1	
32...	*46	24	24	23	1	10	16000	4.9	11	82	3.2	...	1	
33...	45	22	22	21	1	14	14000	5.4	7	82	4.0	
34...	47	30	30	30	10	15500	4.7	13	80	3.5	
35...	40	23	23	23	12	19000	5.4	8	85	3.3	
36...	51	39	38	38	...	1	1	10	15000	4.5	16	82	3.1	...	1	
37...	105	54	47	47	...	3	3	...	4	30	9500	5.0	17	56	3.9	...	2	
38...	27	9	9	9	8	18000	5.8	
39...	20	7	7	7	7	20000	5.6	
40...	19	9	9	9	8	26000	6.0	
41...	20	9	9	9	8	19000	5.6	
42...	27	9	9	9	8	26000	6.0	
43...	21	10	10	10	10	19000	5.5	
44...	13	6	6	6	5	19000	5.2	
45...	21	11	11	11	9	20000	4.9	
46...	21	10	10	10	8	21000	5.9	1	
47...	24	14	14	14	13	24000	6.0	
48...	51	22	22	22	19	24000	5.8	1	
49...	169	55	55	55	50	33000	6.3	1	1	
50...	15	5	5	5	5	27000	5.8	
51...	19	6	6	6	6	27000	5.8	
52...	15	5	5	5	5	21000	5.0	
53...	16	9	9	9	4	
54...	23	7	7	7	7	25000	5.4	
55...	...	2	
56...	29	10	10	10	9	16500	5.8	1	
57...	23	10	10	9	1	7	18000	6.0	1	1	
58...	20	8	8	8	7	18000	5.6	1	
59...	43	24	22	21	1	2	2	17	11000	4.8	5	51	4.0	
60...	41	24	21	21	...	2	2	...	1	10	8000	4.4	7	65	3.7	...	1	
61...	59	29	24	24	...	4	3	1	...	18	9500	5.0	9	60	4.3	...	1	
62...	20	8	8	8	8	21000	6.0	
63...	30	16	16	16	14	17000	5.6	1	
64...	29	11	11	11	7	21000	6.4	4	
65...	73	39	37	35	2	1	...	1	...	23	10500	5.2	12	54	2.8	...	2	
66...	8	4	
67...	58	19	17	17	...	1	1	...	1	14	29000	5.6	4	1	

City Block Characteristics

Table 2.—CHARACTERISTICS OF HOUSING UNITS, BY BLOCKS: 1960—Con.

["Total population" contains no persons in group quarters unless preceded by asterisk; one asterisk (*) denotes less than 10 percent; two asterisks (**), 10 percent or more]

Blocks within census tracts	Total population	All housing units by condition and plumbing									Occupied housing units							
		Total	Sound			Deteriorating			Dilapidated	Owner occupied			Renter occupied			Occupied by non-white	1.01 or more persons per room	
			Total	With all plumbing facilities	Lacking some or all facilities	Total	With all plumbing facilities	Lacking some or all facilities		Total	Average value (dollars)	Average number of rooms	Total	Average contract rent (dollars)	Average number of rooms			
5.....	*3880	2347	2000	1971	29	317	274	32	11	30	1146	10500	4.6	668	76	3.1	...	68
1....	101	73	27	24	3	44	17	16	11	2	37	...	3.1	21	70	3.2	...	2
2....	28	13	13	9	4	7	...	4.6	6	79	3.0	...	1
3....	*92	54	46	44	2	8	7	1	26	10000	5.2	20	53	3.1	...	1
4....	26	13	13	13	13	14500	5.4
6....	125	77	70	68	2	7	6	1	32	9500	4.6	38	67	2.7	...	4
7....	68	31	26	24	2	4	4	1	23	15000	5.1	7	71	2.7	...	1
8....	55	27	20	20	...	7	7	15	10500	4.9	8	60	3.4	...	1
9....	95	60	39	39	...	20	17	3	...	1	21	8500	4.8	21	58	3.6	...	3
10...	13	13	10	10	...	3	3	5	...	4.6	3	3
11...	4	8	8	8	1	1
12...	61	36	21	21	...	14	14	1	19	8000	4.6	10	50	4.0	...	1
13...	163	94	85	84	1	9	8	1	50	9500	4.8	29	71	3.3	...	5
14...	12	4
15...	...	4
16...	128	69	63	63	...	4	4	2	38	8500	4.5	23	66	3.6	...	1
17...	29	20	14	14	...	6	6	13	9000	5.0	5	...	2.8
18...	19	15	14	14	...	1	1	7	10000	4.0	4
19...	25	21	17	17	...	4	1	3	2	9	132	2.3	...	1
20...	30	21	15	15	...	6	6	6	...	4.2	9	96	3.2
21...	11	10	6	6	...	4	4	4	2
22...	45	40	15	15	...	25	18	7	10	10500	4.0	20	57	2.0	...	2
23...	147	66	55	55	...	11	11	39	9000	4.8	20	57	3.3	...	4
24...	100	49	47	47	...	2	2	44	9500	4.6	4	1
25...	53	43	19	19	...	24	24	19	9500	4.3	8	79	3.3	...	1
26...	20	9	9	9	6	9000	4.8	2
29...	54	32	19	19	...	13	13	20	9500	4.9	7	93	3.1	...	1
30...	93	44	40	40	...	4	4	35	11000	4.8	8	57	3.3	...	1
31...	203	96	89	88	1	7	7	53	11000	4.7	35	86	3.7	...	2
32...	54	36	33	33	...	3	3	16	11000	4.6	5	130	3.0	...	1
33...	36	39	39	39	11	...	4.4	13	97	2.8
34...	56	39	39	39	1	32	107	3.2	...	1
35...	1	23	23	23	1
37...	63	37	24	24	...	13	13	18	11000	4.6	12	70	2.8	...	1
38...	63	24	20	20	...	3	3	1	13	11000	5.5	8	71	3.9	...	3
39...	47	25	22	22	...	2	2	1	15	14500	5.3	5	68	2.4
40...	81	42	40	40	...	2	2	22	11500	5.0	13	75	2.9	...	1
41...	70	37	24	24	...	13	13	18	11000	4.3	9	82	3.2	...	2
42...	24	13	10	10	...	3	3	6	...	4.5	1	1
43...	88	53	38	38	...	3	3	12	16	9500	4.4	23	81	2.9	...	2
44...	74	74	67	67	...	6	6	1	14	11500	3.9	25	73	3.1	...	3
45...	23	19	17	17	...	1	1	8	9000	5.5
46...	45	35	29	29	...	6	6	12	10500	4.8	9	86	3.0
47...	117	58	54	54	...	4	4	37	11500	4.6	6	70	2.8	...	3
48...	78	40	28	28	...	12	12	20	12500	4.7	13	73	3.0	...	3
49...	30	30	29	29	...	1	1	16	10500	4.0	8	78	4.1
50...	*94	62	55	55	...	5	5	2	8	...	4.4	22	93	2.7	...	5
51...	13	8	8	8	5	...	5.4	2
52...	31	14	14	14	8	11000	4.1	5	68	3.2	...	1
53...	10	18	18	18	4	1
54...	11	17	17	17	4	2
55...	13	23	23	17	6	4	3
56...	22	16	16	16	7	...	3.7	5	96	2.0
57...	19	20	20	20	5	...	3.8	7	101	2.7
58...	11	9	9	9	6	...	3.8	2
59...	25	15	13	13	...	2	2	6	...	5.0	5	91	3.0
60...	67	34	33	33	1	14	9000	4.5	16	84	3.9	...	1
61...	30	16	16	16	11	11000	4.1	4
62...	30	16	15	15	...	1	1	13	10000	4.8	1	1
63...	21	13	8	8	...	5	5	8	10500	4.9	3
64...	19	11	8	8	...	3	3	9	12000	4.9	1
65...	47	19	19	19	19	12500	4.7
66...	44	25	25	25	19	8500	4.2	4	1
67...	37	22	17	17	5	9	7500	4.7	9	70	3.4
68...	49	28	28	27	1	12	11500	4.7	12	92	2.7	...	1
69...	37	28	28	28	8	8000	4.5	10	116	2.9	...	2
70...	59	31	31	29	2	18	10500	4.6	7	72	3.0
71...	45	24	24	24	24	13500	4.5
72...	61	23	23	23	20	13000	5.2	2
73...	37	18	18	18	17	12500	5.1	1
74...	34	13	13	13	13	12000	5.1
75...	58	28	28	28	23	12500	4.8	3
76...	30	17	17	17	11	11000	5.0	5	...	3.2
77...	32	21	20	20	...	1	1	13	8000	4.8	4
78...	30	22	22	22	9	11000	5.2	7	62	2.7
79...	39	31	30	30	...	1	1	11	6500	4.3	10	53	3.6
80...	56	39	38	38	1	16	7000	4.8	12	64	3.1	...	2
6.....	3987	1805	1634	1624	10	162	159	3	...	9	1210	12000	5.2	396	71	3.7	26	58
1....	72	41	31	31	...	10	10	11	14500	5.4	21	67	3.0	...	2
2....	87	39	23	23	...	14	13	1	...	2	12	11500	4.9	24	58	3.2	...	6
3....	38	18	6	6	...	11	11	1	5	7000	4.8	9	56	3.7	...	1
4....	45	25																

Table 2.—CHARACTERISTICS OF HOUSING UNITS, BY BLOCKS: 1960—Con.

["Total population" contains no persons in group quarters unless preceded by asterisk: one asterisk (*) denotes less than 10 percent; two asterisks (**), 10 percent or more]

Blocks within census tracts	Total population	All housing units by condition and plumbing								Occupied housing units									
		Sound				Deteriorating				Dilapidated	Owner occupied			Renter occupied			Occupied by non-white	1.01 or more persons per room	
		Total	With all plumbing facilities	Lacking some or all facilities	Total	With all plumbing facilities	Lacking some or all facilities		Total		Average value (dollars)	Average number of rooms	Total	Average contract rent (dollars)	Average number of rooms				
							With flush toilet	No flush toilet											
9...	43	19	17	17	...	1	1	1	13	9500	5.5	3	1
10...	73	41	37	36	1	4	4	29	11500	5.5	7	177	2.7	1	...	3
11...	112	56	47	47	...	9	9	27	10000	4.9	18	58	2.9	2	...	8
12...	100	44	29	27	2	15	13	2	16	7000	4.4	22	60	3.2	15	...	4
13...	110	53	50	48	2	2	2	1	18	11000	4.8	21	75	3.8	8	...	1
14...	47	28	27	27	...	1	1	22	8500	4.0	1
15...	25	18	17	17	...	1	1	14	7500	4.1	3
16...	4	1	2
17...	31	15	14	14	...	1	1	9	10500	5.9	3
18...	52	21	21	21	14	9500	5.1	5	70	4.4
19...	50	20	19	19	...	1	1	15	10000	5.4	5	78	4.8
20...	70	28	28	28	15	11500	6.2	9	67	4.0	1
21...	43	23	23	23	16	10500	5.3	4
22...	49	24	23	22	1	1	1	13	10500	5.7	7	68	3.9	1
23...	15	8	8	8	8	11000	6.4
24...	17	8	8	8	8	8000	4.8
25...	25	7	6	6	...	1	1	5	...	5.0	1	1
26...	39	20	18	17	1	2	2	12	14500	4.7	5	64	3.0	1
27...	120	61	46	46	...	15	15	28	9500	4.5	28	72	3.4	1
28...	49	24	21	21	...	3	3	14	12500	6.1	6	65	4.3
29...	60	30	27	27	...	3	3	16	12500	5.2	10	63	3.2
30...	40	16	6	6	...	9	9	1	9	13500	5.0	7	81	4.4
31...	29	17	10	10	...	7	7	9	12500	6.1	6	55	3.2
32...	41	32	26	26	...	6	6	9	14500	4.4	12	73	3.5
33...	84	38	29	29	...	8	8	21	11000	5.2	16	60	3.8	2
34...	142	59	59	59	1	50	11500	5.1	6	95	4.0
35...	112	55	54	54	...	1	1	42	10000	5.0	6	85	3.8	1
36...	105	46	46	46	40	11500	5.1	4	2
37...	57	27	27	26	1	18	10500	4.6	6	101	3.5	1
38...	83	38	38	38	33	14500	5.4	4
39...	28	7	7	7	7	14500	7.3	2
40...	106	35	35	35	28	14500	5.9	4.4	1
41...	75	39	39	38	1	30	12000	5.1	2	1
42...	66	35	35	35	23	12500	5.6	6	72	2.8
43...	84	36	36	36	29	12500	5.2	6	73	4.2	1
44...	36	16	16	15	1	14	12000	5.0	1
45...	59	28	28	28	20	11000	5.1	4
46...	28	16	16	16	14	9500	4.9	2
47...	74	30	29	29	...	1	1	25	10500	4.6	2
48...	47	20	20	20	16	10000	4.8	4
49...	46	20	20	20	17	11500	5.6	2	1
50...	50	20	20	20	19	11500	4.7
51...	41	12	11	11	...	1	1	12	15500	5.3	1
52...	40	18	18	18	15	13500	5.4	1
53...	80	33	33	33	28	12500	4.8	4
54...	38	16	16	16	14	10500	5.1	2
55...	37	16	16	16	14	12500	5.5
56...	40	16	16	16	14	13000	5.0	1	1
57...	44	17	17	17	13	10000	4.9	4
58...	60	24	24	24	23	15000	4.9
59...	41	17	17	17	15	11500	4.9	1
61...	39	12	11	11	...	1	1	12	17000	6.0
62...	69	24	24	24	23	14000	5.1	1
63...	20	9	9	9	6	...	6.0	2
64...	12	7	7	7	5	...	5.4
65...	11	4
66...	36	14	14	14	13	21000	5.4	1
67...	28	14	14	14	10	17500	5.4	2
68...	65	26	25	25	...	1	1	19	14500	4.9	7	85	3.6
69...	44	27	27	27	20	16000	5.3
70...	25	12	12	12	9	15500	5.8	1
71...	63	22	22	22	21	19000	5.6
72...	57	20	20	20	12	15000	5.4	6	105	4.8
73...	37	20	20	20	16	12000	5.3	1
74...	2	1
75...	53	21	21	21	17	11000	5.2
7.....	*4981	1759	1650	1559	91	93	75	18	...	16	1233	10000	5.0	387	72	3.9	589	184	...
1...	49	19	15	13	2	3	3	1	9	10500	5.8	9	63	3.0	18	...	4
2...	46	12	10	10	...	2	1	1	8	9500	5.1	3	10	...	4
3...	78	21	21	21	21	10000	5.1	20	...	4
4...	75	23	23	23	16	9500	4.7	5	62	4.0	21	...	4
5...	92	21	21	21	21	9500	4.9	21	...	8
6...	21	6	6	3	3	5	9500	5.2	5	...	1
7...	20	6	6	3	3	5	12000	4.4	1	6	...	2
8...	48	14	13	11	2	3	1	11	16000	5.5	11	...	4
9...	73	17	13	10	3	4	3	1	13	9000	5.5	4	17	...	2
10...	79	20	16	11	5	4	2	2	14	9500	4.9	5	74	4.6	18	...	5
11...	39	11	11	7	4	7	10500	4.4	3	10	...	3
12...	86	18	17	8	9	1	...	1	12	11000	4.4	5	80	4.6	15	...	7
13...	53	16	16	13	3	10	9500	4.8	5	69	3.8	14	...	3
14...	47	12	12	5	3	11	11500	5.3	1	12	...	2
15...	34	7	5	5	2	2	1	1	4	3	7	...	4
16...	53	11	9	5	4	2	2	2	9	7500	4.9	2	11	...	3
17...	79	24	24	24	20	9500	4.6	4	24	...	3
18...	73	18	17	17	15	12500	5.3	3	18	...	4
19...	52	17	14	13	1	2	2	1	14	9000	5.3	2	15	...	1

City Block Characteristics

Table 2.—CHARACTERISTICS OF HOUSING UNITS, BY BLOCKS: 1960—Con.

["Total population" contains no persons in group quarters unless preceded by asterisk; one asterisk (*) denotes less than 10 percent; two asterisks (**), 10 percent or more]

Blocks within census tracts	Total population	All housing units by condition and plumbing									Occupied housing units								
		Total	Sound			Deteriorating			Dilapidated	Owner occupied			Renter occupied			Occupied by non-white	1.01 or more persons per room		
			Total	With all plumbing facilities	Lacking some or all facilities	Total	With all plumbing facilities	Lacking some or all facilities		Total	Average value (dollars)	Average number of rooms	Total	Average contract rent (dollars)	Average number of rooms				
5...	27	22	22	12	10	22	79	1.6	...	1		
6...	69	69	69	42	27	59	68	1.2	...	1		
7...	23	16	14	8	6	2	3	...	13	63	1.3	...	1		
8...	17	10	10	10	7	...	2.1	...	1		
12...	17	16	16	16	15	70	1.1	...	2		
13...	67	79	51	40	11	28	19	9	7	...	43	60	2.5		
14...	71	80	73	69	4	6	2	4	5	...	40	73	2.7		
15...	16	13	13	13	13	100	1.3	...	1		
16...	49	42	42	28	14	4	...	34	75	1.4	...	3		
17...	60	71	71	27	44	4	...	49	50	1.4		
18...	113	152	152	52	100	12	...	74	67	1.3	...	9		
19...	108	135	135	92	43	10	...	70	53	2.0	...	3		
20...	**190	116	115	89	26	1	1	15	25000	74	59	2.3	...	3		
21...	96	104	104	84	20	9	32000	63	60	2.3		
22...	*104	87	85	71	14	2	2	10	...	55	67	3.3		
23...	149	151	151	121	30	20	17500	105	58	2.1	...	1		
24...	110	112	99	95	4	13	13	13	...	58	56	2.6	...	1		
25...	124	103	76	71	5	22	12	10	5	13500	57	52	2.5	4	3		
27...	130	66	30	17	12	4	3	1	14	10000	45	48	2.9	36	7		
28...	155	115	76	55	21	36	26	10	22	10000	60	51	2.5	12	6		
29...	119	114	110	94	16	4	4	27	11000	54	65	2.2		
30...	132	122	122	102	20	20	15500	73	64	2.6		
31...	142	149	149	136	13	21	17500	76	61	2.3		
32...	58	64	47	44	3	15	9	6	15	21000	22	63	2.9		
33...	**31	18	17	17	...	1	1	10	18500	7.1	1		
35...	161	135	114	109	5	14	6	8	49	18500	46	63	2.7	...	1		
15.....	*3036	3140	3038	2369	669	86	46	40	16	381	18000	4.7	1773	82	1.9	1	86
3...	65	39	39	39	22	15500	16	96	2.6		
4...	47	39	39	36	3	8	...	19	65	3.2		
5...	56	110	110	105	5	9	...	29	105	1.6	...	2		
6...	83	82	82	73	9	9	...	57	83	2.6		
7...	92	108	106	73	33	2	2	3	...	76	91	1.6	...	5		
8...	77	112	112	61	51	7	...	49	56	1.9	1	2		
9...	48	84	82	50	32	2	1	1	6	27000	27	59	2.1	...	1		
10...	71	100	94	73	21	6	6	3	...	51	59	2.5		
11...	65	81	81	51	30	3	...	45	64	2.5		
12...	129	111	108	103	5	1	1	2	21	14000	3.8	64	75	2.3	...	1	
13...	140	133	132	103	29	1	1	37	11500	3.3	60	63	2.3	...	2	
14...	99	132	128	91	37	4	4	26	11500	4.4	41	56	2.2	...	1	
15...	54	92	92	66	26	11	...	24	55	2.7		
16...	33	44	44	36	8	4	...	18	71	2.3		
17...	33	72	61	50	11	10	1	9	1	...	23	66	1.5		
18...	75	82	81	71	10	1	1	3	...	57	114	1.7	...	3		
19...	64	62	62	58	4	5	...	35	123	3.1		
20...	67	54	50	36	14	4	4	10	37000	40	110	2.0		
21...	*185	190	189	159	30	1	1	66	13500	3.8	63	83	2.1	...	2	
22...	**100	129	127	120	7	2	12	22000	6.3	55	103	1.9	...	2	
23...	62	90	90	84	6	9	...	38	77	2.1		
24...	70	66	66	66	4	...	54	100	1.2	...	4		
25...	**101	53	53	39	14	6	...	42	82	1.6	...	2		
26...	**50	23	21	15	6	2	1	1	4	...	18	66	1.6	...	1		
27...	158	162	158	151	7	3	3	1	...	123	106	2.8	...	3		
29...	25	20	20	20	4	...	13	86	3.7		
30...	103	84	84	72	12	39	19000	3.8	27	152	2.0	...	2	
31...	59	67	67	57	10	9	...	32	56	2.5	...	1		
32...	**33	24	24	24	4	...	15	69	1.6		
33...	**88	81	81	75	6	5	...	44	59	2.2	...	2		
34...	**25	3	
35...	48	53	53	52	1	2	...	34	83	1.8	...	5		
36...	18	18	17	1	2	...	12	71	2.1	...	1		
37...	21	31	27	26	1	4	3	1	2	...	15	73	2.2	...	3		
38...	46	47	20	20	...	27	11	16	38	114	1.4	...	1		
39...	68	64	64	12	52	64	71	1.0	...	2		
41...	12	10	10	1	9	1	...	9	70	1.0	...	2		
42...	44	28	26	20	6	2	2	3	...	23	121	1.0	...	9		
43...	16	8	8	8	1	...	7	...	1.1	...	1		
47...	25	23	21	13	8	2	2	21	82	2.0	...	2		
48...	10	9	9	5	4	7	76	1.4	...	1		
49...	35	30	30	8	22	30	65	1.1	...	4		
50...	26	20	20	20	1	...	19	85	1.0	...	1		
51...	9	8	8	4	4	7	65	1.0	...	1		
53...	**80	71	48	9	39	13	9	4	10	...	57	46	1.6	...	2		
55...	**9	1	
57...	24	27	27	27	7	...	
58...	49	43	42	9	33	1	1	1	...	42	61	1.3	...	1		
59...	10	10	10	3	7	1	...	9	41	1.1		
60...	7	3	
61...	48	43	43	30	13	1	...	42	89	1.0	...	4		
62...	28	19	19	7	12	19	66	1.3	...	1		
63...	49	45	45	14	31	1	...	43	78	1.0	...	2		
16.....	*3712	1368	773	628	145	456	157	297	2	139	148	10000	5.6	1128	49	3.0	836	311	
2...	68	36	32	31	1	4	3	1	8	...	26	59	3.2	...	1		
3...	90	30	10	1	12	3	8	4	...	26	41	3.7	23	9		
4...	94	30	6	4	2	11	1	9	1	13	2	...	25	42	3.9	27	9		

Table 2.—CHARACTERISTICS OF HOUSING UNITS, BY BLOCKS; 1960—Con.

["Total population" contains no persons in group quarters unless preceded by asterisk; one asterisk (*) denotes less than 10 percent; two asterisks (**), 10 percent or more]

Blocks within census tracts	Total population	All housing units by condition and plumbing									Occupied housing units						
		Total	Sound			Deteriorating			Dilapidated	Owner occupied			Renter occupied			1.01 or more persons per room	
			Total	With all plumbing facilities	Lacking some or all facilities	Total	With all plumbing facilities	Lacking some or all facilities		With flush toilet	No flush toilet	Total	Average value (dollars)	Average number of rooms	Total		Average contract rent (dollars)
5...	52	21	21	21	4	14	60	3.6	...	3
6...	44	48	47	34	13	...	1	7	12000	3.9	25	59	2.1	...	1
7...	59	33	33	33	6	...	4.5	24	48	3.0
8...	35	21	21	21	4	15	47	2.7
9...	**97	27	27	27	11	12000	5.3	14	62	4.3
10...	111	66	66	66	19	9000	5.6	37	63	3.5	...	9
11...	*156	79	79	71	8	19	8500	4.9	44	54	3.0	17	33
12...	310	97	90	83	7	...	5	2	...	18	8500	5.0	67	62	3.1	43	73
13...	700	180	16	3	13	74	3	71	90	4	171	42	3.7	175	73
14...	205	62	31	13	18	31	10	21	...	8	19500	7.1	54	45	3.4	62	19
15...	*227	77	34	20	14	25	8	17	18	6	...	7.2	67	49	3.2	73	19
16...	227	77	14	11	3	62	16	46	1	4	73	38	2.3	77	28
17...	270	84	10	10	...	74	26	48	...	4	79	43	2.8	83	26
18...	13	4
19...	74	41	22	22	...	15	11	4	4	1	40	39	2.1	35	5
20...	330	120	39	23	16	76	21	55	5	3	13000	4.3	111	36	2.6	114	43
21...	26	8	8	8	7	4	5	3
24...	58	16	16	15	1	14	67	2.9	14	8
25...	284	126	64	62	2	62	48	14	...	5	...	7.8	117	66	3.1	83	21
26...	**46	30	30	30	1	26	64	3.1	1	...
27...	22	19	19	1	18	1	18	48	1.2
28...	18	18	18	...	18	18	50	1.0
30...	**75
31...	9	7	7	6	1	6	51	3.3
33...	3	2
35...	9	9	9	...	9	9	46	1.0
17.....	*1611	945	928	802	126	14	10	1	3	503	9500	4.0	335	72	3.3	1	18
1...	258	193	188	90	98	3	3	183	3500	2.3	4	3
2...	27	14	14	14	6	...	4.8	7	65	3.6
3...	43	25	25	25	15	10500	5.3	5	...	3.0
4...	55	25	25	25	15	12000	5.5	8	75	3.9
5...	28	17	17	17	7	11500	5.1	7	67	3.6
6...	30	20	20	20	9	11500	6.1	6	73	3.5	1	...
7...	22	15	15	15	8	10000	5.1	4
8...	49	21	21	21	14	10500	5.2	6	90	3.5	...	1
9...	32	20	20	20	14	10500	5.4	3
10...	57	29	29	29	12	12000	5.9	14	68	3.5
11...	27	16	15	8	7	1	1	12	...	2.3	3	1
12...	17	11	11	11	6	8500	5.2	1
14...	26	16	15	14	1	1	1	6	10500	4.8	5	156	2.8
15...	**45	16	16	16	11	8500	4.6	3	2
16...	32	20	20	20	3	15	76	3.5
17...	46	26	26	26	14	10000	5.4	9	62	2.9
18...	**43	25	25	25	11	10000	5.4	8	58	4.1
19...	50	24	24	24	11	13000	5.8	9	63	3.6	...	1
20...	43	20	20	20	14	14000	6.6	3
21...	103	60	59	59	...	1	1	24	11000	4.9	31	60	3.2	...	2
22...	51	24	24	21	3	16	11000	5.3	7	92	3.4
23...	47	25	24	24	...	1	1	9	11500	5.2	15	66	3.7
24...	28	21	21	21	1	15	59	3.2
25...	45	33	32	32	...	1	1	4	21	162	3.6	...	1
26...	46	24	22	21	1	2	1	11	13500	5.4	10	80	3.9
27...	16	8	7	7	5	...	4.8	3
28...	66	38	37	37	...	1	1	18	11000	4.2	16	65	3.0
29...	28	16	16	16	9	12500	5.1	6	54	3.3
30...	54	33	33	33	5	...	3.4	22	55	3.5	...	1
31...	16	8	7	7	...	1	1	2	5	51	3.2
32...	1	1
33...	9	7	7	6	1	1	6	40	1.8
34...	19	10	10	10	5	...	4.4	5	69	3.8
35...	13	8	8	8	2	4	1
36...	13	6	6	6	2	4
37...	10	5	5	5	2	2
38...	23	16	16	9	7	2	12	58	2.5
39...	25	15	15	14	1	5	...	4.4	9	53	2.2
40...	16	8	8	8	1	7	54	2.3	...	1
41...	15	4
42...	1	1
43...	3	3
44...	3	2
46...	3	2
47...	15	10	10	5	5	2	5	41	3.2
48...	1	1
49...	8	2
50...	3	1
18.....	*2536	1222	1143	1136	7	71	69	2	8	698	11500	5.3	421	63	3.7	...	25
1...	17	8	6	6	...	2	2	4	4
2...	80	23	22	22	...	1	1	17	11500	5.1	6	71	4.0	...	1
3...	31	15	14	14	...	1	1	5	8500	4.8	8	70	4.0
4...	21	10	10	10	8	10500	5.3	2
5...	21	9	9	9	6	15500	6.0	3
6...	17	8	8	8	4	3
7...	43	19	17	17	...	2	2	13	13000	5.6	4
8...	34	16	16	16	13	13500	6.0	2
9...	48	20	17	17	...	3	3	12	14500	5.1	7	60	3.6	...	2

City Block Characteristics

Table 2.—CHARACTERISTICS OF HOUSING UNITS, BY BLOCKS: 1960—Con.

["Total population" contains no persons in group quarters unless preceded by asterisk; one asterisk (*) denotes less than 10 percent; two asterisks (**), 10 percent or more]

Blocks within census tracts	Total population	All housing units by condition and plumbing									Occupied housing units							
		Total	Sound			Deteriorating			Dilapidated	Owner occupied			Renter occupied			Occupied by non-white	1.01 or more persons per room	
			Total	With all plumbing facilities	Lacking some or all facilities	Total	With all plumbing facilities	Lacking some or all facilities		Total	Average value (dollars)	Average number of rooms	Total	Average contract rent (dollars)	Average number of rooms			
20...	193	66	47	47	...	14	13	1	...	5	37	10000	4.9	25	77	3.7	50	12
21...	105	27	25	22	3	2	2	16	8000	5.0	10	83	4.5	23	7
22...	61	15	15	15	6	11500	6.2	9	68	5.0	15	3
23...	*103	28	26	24	2	1	1	1	13	8000	4.9	14	107	3.8	21	4
24...	67	20	20	20	15	10000	4.9	5	66	3.8	18	3
25...	53	19	19	19	16	9000	5.2	3	14	...
26...	71	22	19	16	3	2	1	1	...	1	12	8000	4.5	6	73	4.3	12	5
27...	46	24	20	18	2	4	2	2	12	7500	4.9	7	49	2.6	12	1
28...	86	26	19	10	9	7	2	5	6	7500	4.2	16	71	3.5	20	7
29...	67	17	14	13	1	3	3	11	11000	5.0	5	61	4.4	12	4
30...	68	14	14	9	5	13	9000	4.5	1	12	4
31...	**115	34	33	26	7	1	...	1	4	27	71	2.7	29	7
32...	33	7	7	3	4	5	8500	4.6	2	4	2
33...	36	12	12	9	3	9	10500	5.9	1	5	1
34...	32	11	11	11	10	12000	4.9	1
35...	26	15	13	13	...	1	1	1	12	9500	4.3	2
36...	50	21	18	18	...	3	3	17	11000	5.1	2	1
37...	34	13	4	4	...	9	9	11	8500	5.5	2
38...	47	25	19	19	...	6	6	17	8500	4.6	5	64	3.8	...	1
39...	31	19	10	10	...	9	9	12	8000	5.3	3
40...	93	40	40	40	33	11000	4.8	5	65	3.6
41...	67	32	32	32	24	8500	4.4	6	86	4.2	1	1
42...	87	43	43	43	33	8500	4.7	5	63	3.4
43...	114	45	45	45	40	9500	4.7	5	51	3.2	1	2
44...	124	50	50	50	35	9000	4.8	11	80	4.6	1	2
45...	94	35	35	35	29	12500	5.1	5	58	3.4	2	3
46...	*148	50	50	50	28	9500	5.3	14	78	4.6	13	5
47...	13	4
48...	**242	72	72	72	37	8000	5.0	31	75	3.9	39	11
49...	92	47	47	47	22	9500	5.4	16	67	4.0	5	1
50...	19	7	7	7	6	15500	7.7	1	2	...
51...	42	20	20	20	17	10500	4.9	1
52...	43	22	22	21	1	17	8000	4.6	3	1
53...	40	17	17	17	14	11500	5.4	3
54...	34	18	18	18	14	10000	5.2	1
55...	28	12	12	12	8	10500	5.0	3
56...	22	10	10	10	4	5	63	4.2
57...	35	12	11	11	...	1	1	8	8000	4.6	2	3
58...	26	15	13	13	...	2	2	10	10500	4.6	1
59...	34	18	17	17	...	1	1	17	9500	4.8
60...	33	12	12	12	9	9000	4.3	2	2
61...	17	8	8	8	7	11500	4.4
62...	16	5	5	5	4	1	1
63...	37	13	13	13	10	11500	5.0	1	1
64...	38	14	13	13	...	1	1	12	11500	5.1	1
65...	38	17	14	14	...	2	2	1	16	8500	4.8
66...	60	28	28	27	1	17	9000	4.7	6	62	4.0	...	1
67...	54	24	24	24	15	10000	4.2	8	73	4.1	...	2
68...	17	9	9	9	5	13000	6.2	1
69...	27	14	14	13	1	8	14500	5.8	3	1
70...	39	15	15	15	12	11500	5.3	3	1
71...	44	16	16	16	8	13000	5.8	5	68	3.6	...	1
72...	41	21	21	21	14	10000	4.9	6	68	3.3
73...	36	18	18	18	18	11000	4.9
74...	29	11	11	11	10	9500	5.2	1
75...	81	30	29	29	1	27	9000	4.9	1	3
76...	15	5	5	5	5	7000	5.2	1
77...	29	10	10	10	9	9000	4.9	1
78...	42	15	15	15	15	10500	4.6	1
79...	32	13	12	12	1	12	9500	4.3	1
80...	47	16	16	16	10	9000	4.5	4	2
82...	*10	1
83...	35	18	18	18	14	12000	4.6	1	1
84...	28	13	12	12	1	12	10000	4.9	1
85...	34	16	16	16	14	10000	4.9	2
86...	15	5	5	5	5	8500	5.4	1
87...	50	19	15	15	...	4	4	12	11000	4.4	5	49	3.6	...	2
90...	61	18	18	18	7	27000	6.0	10	60	4.4	1	5
91...	1	1
92...	95	33	33	33	26	13000	5.4	3	1
93...	62	24	24	24	20	11000	5.0	2	2
B.....	*4367	1869	1575	1547	28	264	255	9	...	30	1415	8000	4.6	298	61	4.0	1	109
2...	12	5	3	2	1	2	1	1	1	3	1
3...	51	23	13	13	...	10	10	14	7500	4.6	5	48	4.0	...	1
4...	6	4
6...	3	2
7...	27	10	8	8	...	2	2	8	8500	4.8	1	1
8...	14	7	7	7	7	8000	4.4
9...	23	10	10	10	9	11000	5.9
10...	42	15	15	15	14	8000	4.5	2
11...	15	5	5	5	5	8500	5.6
12...	9	5	5	5	1	3
13...	14	5	3	2	1	2	1	1	3	1	1
14...	3	2
15...	18	8	6	6	...	2	2	5	8000	4.8	2

Table 2.—CHARACTERISTICS OF HOUSING UNITS, BY BLOCKS: 1960—Con.

["Total population" contains no persons in group quarters unless preceded by asterisk; one asterisk (*) denotes less than 10 percent; two asterisks (**), 10 percent or more]

Blocks within census tracts	Total population	All housing units by condition and plumbing									Occupied housing units							
		Sound			Deteriorating			Dilapidated	Owner occupied			Renter occupied			Occupied by non-white	1.01 or more persons per room		
		Total	With all plumbing facilities	Lacking some or all facilities	Total	With all plumbing facilities	Lacking some or all facilities		Total	Average value (dollars)	Average number of rooms	Total	Average contract rent (dollars)	Average number of rooms				
16...	37	16	12	12	...	4	4	13	7500	4.0	1	2
17...	30	12	6	6	...	6	6	11	7000	4.4	1	2
18...	20	10	10	10	7	6500	4.4	2
19...	1
22...	3
23...	7
24...	37	11	7	6	1	4	3	1	11	7000	4.1	2	
25...	31	11	4	4	...	6	6	...	1	9	6500	4.4	1	1	
26...	29	10	7	7	...	3	3	8	6500	4.9	2	1	
27...	62	22	14	14	...	8	8	14	8500	4.8	4	5
28...	44	21	18	18	...	3	3	16	7500	3.9	2	1
29...	29	12	12	12	11	9000	4.5
30...	75	22	22	22	20	11000	5.2	2
31...	24	6	6	6	5	9500	4.4	1	2
32...	19	5	4	4	...	1	1	5	7500	4.8	1
33...	70	32	32	31	1	23	8000	4.2	6	73	4.0
34...	64	18	15	15	...	3	3	18	8500	4.4	6
35...	50	20	19	19	...	1	1	18	8500	4.3	2
36...	29	12	12	11	1	9	7000	4.6	3
37...	25	12	12	12	11	9000	4.0	1
38...	37	16	16	16	14	8500	4.3	1
39...	28	13	13	12	1	10	9500	4.4	3
40...	25	8	8	8	7	9000	5.6	1
41...	23	11	11	11	10	9000	4.6	1
42...	17	8	8	8	8	10000	5.0
43...	16	7	7	7	6	10000	4.5	1
44...	82	34	34	34	29	7500	4.5	3	2
45...	46	12	11	11	...	1	1	8	7500	4.8	3	4
46...	29	11	9	9	2	11	8000	4.1
47...	123	50	31	31	...	19	19	37	7500	4.6	10	60	3.3	...	7
48...	19	10	7	7	...	3	3	7	7500	4.9	3
49...	23	10	10	7	3	4	4	2
50...	7	3
51...	6	3
52...	8	4
53...	139	74	53	52	1	21	20	1	51	7000	4.5	16	68	3.4	...	1
54...	97	42	22	22	...	20	19	1	32	7000	4.4	5	56	5.6	...	3
55...	11	4
56...	16	5	4	4	1	4	1	1
57...	33	11	9	9	...	2	2	9	9000	5.1	1	1
58...	74	29	29	29	25	7500	4.6	3	1
59...	20	9	9	9	5	9500	4.8	2
60...	**34	8	8	8	6	8500	4.5	2
61...	35	15	15	15	13	9000	4.8	2	1
62...	38	14	14	14	14	8000	4.1
63...	30	11	10	10	...	1	1	11	8500	4.4
64...	26	12	10	10	...	2	2	11	8000	4.0	1	1
65...	29	9	6	6	...	3	3	8	9000	5.1	1	1
66...	98	39	29	29	...	10	10	34	7500	4.5	4	2
67...	26	15	15	13	2	14	6500	4.6	1
68...	43	19	15	15	...	3	3	...	1	13	7500	4.6	4	1	
69...	40	18	17	17	...	1	1	13	11000	4.8	3
70...	41	20	19	19	...	1	1	11	7500	5.0	3	1
71...	122	44	34	34	...	7	6	1	...	3	29	8000	4.3	12	66	4.1	...	5
72...	113	56	51	51	...	4	4	...	1	46	8000	4.2	7	68	3.9	...	1	
73...	22	7	4	4	...	2	2	4	...	2	2	1
74...	38	16	13	13	3	13	9000	4.6	3	1	
75...	59	15	15	15	12	9500	4.8	3	2
76...	29	12	12	12	12	10000	4.4
77...	14	9	9	9	6	7000	4.7	1
78...	7	6	6	6	3
79...	19	10	10	8	2	7	7500	5.1	3
80...	39	13	13	13	12	8000	5.0	1
82...	33	14	14	14	11	7500	4.2	2	2
83...	20	10	7	7	...	2	2	...	1	6	7500	4.2	2	1	
84...	48	26	15	15	...	9	8	1	...	2	18	7000	4.6	4	1
85...	88	40	22	22	...	17	17	...	1	32	8000	4.5	4	2	
86...	45	16	11	11	...	4	4	...	1	12	7000	5.0	4	1	
87...	41	16	12	12	...	3	3	...	1	13	7500	4.2	2	1	
88...	33	16	10	9	1	5	5	...	1	12	6500	4.6	3	1	
89...	55	30	30	29	1	16	8500	5.3	10	48	3.9	...	1
90...	81	45	42	41	1	3	33	7500	4.7	7	46	3.4	1
91...	127	57	45	45	...	10	10	...	2	36	6500	4.7	14	56	3.8	3
92...	15	9	4	4	...	4	4	...	1	4	6000	4.7	2	
93...	55	22	22	20	2	19	6500	4.4	3	2	
94...	28	16	15	13	2	1	11	6000	4.7	3	
95...	30	21	21	20	1	15	6500	4.6	2	
96...	64	31	31	30	1	18	8500	4.8	7	58	4.3	1
97...	15	8	8	7	1	7	7000	4.3	1
98...	66	24	15	15	...	8	8	...	1	22	7500	5.0	2	2	
99...	44	17	17	17	17	8000	4.2	1
100...	31	14	14	13	1	13	7000	4.5	1
101...	52	17	16	16	...	1	1	9	7000	4.6	3	2
102...	27	11	11	11	9	6000	4.2	1	1
103...	52	26	26	26	25	8000	4.3
104...	22	11	11	11	8	9000	4.6	2	1
105...	63	24	20	20	...	3	3	...	1	13	8500	4.8	10	58	4.4	1

City Block Characteristics

Table 2.—CHARACTERISTICS OF HOUSING UNITS, BY BLOCKS: 1960—Con.

["Total population" contains no persons in group quarters unless preceded by asterisk: one asterisk (*) denotes less than 10 percent; two asterisks (**), 10 percent or more]

Blocks within census tracts	Total population	All housing units by condition and plumbing									Occupied housing units								
		Total	Sound			Deteriorating			Dilapidated	Owner occupied			Renter occupied			Occupied by non-white	1.01 or more persons per room		
			Total	With all plumbing facilities	Lacking some or all facilities	Total	With all plumbing facilities	Lacking some or all facilities		Total	Average value (dollars)	Average number of rooms	Total	Average contract rent (dollars)	Average number of rooms				
106...	61	27	16	16	...	11	11	20	8500	5.0	5	49	3.4	...	2	
107...	95	42	26	26	...	16	16	33	7000	4.3	5	57	3.4	...	4	
108...	43	20	19	19	...	1	1	15	6500	4.4	4	1	
109...	68	35	35	35	19	8500	5.1	8	52	3.9	...	1	
110...	44	26	26	26	13	9000	5.0	11	50	3.5	
111...	21	9	8	8	...	1	1	7	8000	4.1	1	
112...	11	6	4	4	...	1	1	1	5	6000	4.4	
113...	43	19	19	19	14	8500	4.5	3	
114...	50	21	19	17	2	2	2	17	6500	4.4	4	1	
115...	52	23	23	22	1	14	7500	5.2	4	1	
116...	40	20	19	19	...	1	1	12	10000	5.0	6	...	3.3	...	1	
9.....	*7364	1977	1585	1464	121	229	120	109	...	163	866	9000	5.1	1059	55	3.9	1808	523	
4...	57	26	24	23	1	2	...	2	18	7000	5.2	2	1	
5...	41	18	17	17	...	1	1	9	8000	4.1	8	65	3.6	3	...	
6...	27	6	6	6	1	3	...	5.4	3	2	
7...	33	12	9	8	1	1	1	...	2	7	7	9000	5.4	4	5	...	
8...	47	14	14	14	9	9	9000	4.3	5	74	3.2	10	5	
9...	54	14	9	9	...	5	5	3	3	10	65	4.3	9	4	
10...	32	16	15	14	1	1	1	4	4	12	67	4.0	1	...	
11...	8	2	
12...	17	8	7	5	2	1	1	5	...	5.6	3	
13...	8	4	
14...	14	7	7	7	5	6500	4.6	2	3	...	
15...	21	8	8	8	2	8	7500	4.4	6	2	
16...	41	11	9	7	2	2	1	1	1	9	9	10000	5.1	2	...	11	4	4	
17...	63	16	12	11	1	4	1	3	9	7500	5.1	7	64	3.6	16	5	
18...	36	14	14	13	1	9	9	8000	6.4	2	...	11	1	...	
19...	10	4	
20...	24	14	11	11	...	2	...	2	...	1	6	8500	4.8	5	48	4.2	...	1	
21...	13	4	
22...	2	1	
24...	50	15	6	1	5	...	9	2	13	65	3.5	15	4	
25...	5	2	
27...	10	2	
28...	97	24	17	17	...	5	3	2	...	2	5	...	5.6	18	70	4.2	23	7	
29...	81	19	15	13	2	4	2	2	8	8000	5.3	10	68	3.9	18	7	
30...	80	18	11	10	1	7	10	8500	5.4	8	58	4.5	18	6	
31...	58	14	10	10	...	3	1	2	...	1	10	6000	5.8	4	...	14	5	...	
32...	51	11	6	2	4	5	1	4	3	8	52	3.3	11	5	
33...	62	17	13	8	5	4	...	4	8	7500	4.3	8	65	4.3	16	3	
34...	20	7	7	7	7	8000	4.9	7	1	
35...	21	7	7	7	6	10000	4.5	6	1	
37...	20	6	6	6	4	2	6	1	
38...	30	4	
40...	21	8	8	7	1	4	4	4	...	
43...	48	11	6	6	...	4	2	2	...	1	3	8	73	3.5	11	5	
44...	21	7	7	6	1	4	2	6	1	
45...	58	10	4	4	...	3	1	2	...	3	4	6	62	4.8	10	4	
46...	2	2	
47...	39	15	8	7	1	5	2	3	...	2	5	7000	6.2	10	71	4.6	15	1	
48...	50	13	5	5	...	4	4	4	3	10	49	3.0	13	5	
49...	*76	21	12	12	...	6	2	4	...	3	3	17	81	3.4	20	7	
50...	71	24	12	10	2	8	6	2	...	4	15	7500	5.3	9	57	3.2	24	3	
51...	76	18	6	6	...	5	5	8	6000	5.5	10	76	3.8	18	7	
52...	*98	18	3	2	1	3	2	1	...	12	5	6000	5.4	13	67	5.1	18	6	
53...	39	10	1	...	1	9	4	6	64	4.7	10	3	
54...	230	69	27	23	4	28	12	16	...	14	20	11000	5.1	37	60	3.6	57	21	
59...	21	8	7	7	...	2	1	1	8	13000	4.4	8	...	
60...	*56	11	9	9	...	1	1	1	6	16000	5.3	5	54	3.6	11	4	
61...	71	20	13	10	3	7	3	4	11	17000	5.0	9	96	3.8	20	4	
62...	28	11	2	1	1	5	3	2	...	4	9	6000	3.9	2	...	11	2	...	
63...	24	9	4	4	...	2	1	1	...	3	6	7500	5.5	3	9	1	
64...	22	5	2	2	3	1	4	5	3	
65...	52	14	7	7	...	4	4	3	7	8000	5.6	7	82	4.3	14	4	
66...	53	10	2	1	1	3	3	5	8	6500	6.0	2	...	10	4	...	
67...	*90	22	5	5	...	3	2	14	4	18	75	4.3	22	7	
68...	65	21	10	10	...	5	4	1	...	6	15	9500	5.1	6	75	4.2	21	1	
69...	144	25	5	4	1	16	8	8	...	4	10	6500	5.7	15	81	4.8	25	11	
70...	*66	17	7	7	...	5	3	2	...	5	7	5500	5.1	10	65	3.7	17	4	
71...	*28	5	2	2	...	2	1	1	...	1	4	1	5	1	
72...	*829	228	228	228	2	223	35	3.8	225	78	...
73...	8	1
75...	*70	18	4	2	2	...	4	8	9	8000	6.1	8	67	4.3	17	3	
76...	42	12	1	1	...	5	1	4	...	6	5	8000	6.0	6	55	3.3	11	3	
77...	56	18	17	12	5	1	...	2	6	5000	4.7	12	51	3.0	18	5	
78...	85	18	16	13	3	2	...	1	11	7000	5.9	6	64	4.0	17	6	
79...	43	13	13	13	4	9	61	3.0	13	4	
80...	33	9	9	9	7	8500	5.7	2	9	2	
81...	9	2
82...	71	21	17	15	2	4	2	2	14	11000	5.3	7	65	3.6	21	3	
83...	79	18	13	10	3	1	...	1	...	4	13	9000	5.5	5	54	3.8	18	6	
84...	*132	24	17	14	3	2	1	1	...	5	14	9500	5.2	10	69	3.9	24	12	
85...	37	10	8	7	1	1	1	8	8	10000	5.0	2	10	3	
86...	60	13	11	11	...	2	2	10	12000	5.0	3	13	4	
87...	42	11	10	10	...	1	1	5	12500	5.0	6	...	5.2	11	2	

Table 2.—CHARACTERISTICS OF HOUSING UNITS, BY BLOCKS: 1960—Con.

["Total population" contains no persons in group quarters unless preceded by asterisk; one asterisk (*) denotes less than 10 percent; two asterisks (**), 10 percent or more].

Blocks within census tracts	Total population	All housing units by condition and plumbing									Occupied housing units							
		Total	Sound			Deteriorating			Dilapidated	Owner occupied			Renter occupied			Occupied by non-white	1.01 or more persons per room	
			Total	With all plumbing facilities	Lacking some or all facilities	Total	With all plumbing facilities	Lacking some or all facilities		Total	Average value (dollars)	Average number of rooms	Total	Average contract rent (dollars)	Average number of rooms			
								With flush toilet										No flush toilet
88...	49	16	15	14	1	1	...	1	12	8000	4.4	4	16	2
89...	29	6	6	5	1	3	3	6	3
90...	51	13	9	9	...	4	4	5	...	4.6	8	63	4.1	13	4
91...	119	27	26	22	4	1	1	19	7500	4.9	8	68	4.0	27	9
92...	69	13	11	9	2	1	...	1	...	1	9	9000	6.1	4	13	3
93...	43	10	10	7	3	7	7500	5.3	3	10	2
94...	54	15	14	7	7	1	7	8000	5.6	8	66	3.5	15	3
95...	17	4
96...	158	38	34	31	3	3	2	1	...	1	18	8000	5.7	19	62	3.7	37	11
97...	72	20	19	19	1	17	9500	4.9	2	19	6
98...	41	11	11	11	6	...	5.5	5	65	3.6	11	2
99...	43	13	13	12	1	6	8000	4.6	4	13	1
100...	25	8	5	3	2	3	...	3	3	3	6	3
101...	44	13	10	9	1	3	3	9	5500	4.9	4	13	2
102...	49	12	9	7	...	3	1	2	9	7500	4.8	3	12	4
103...	40	10	8	8	1	2	1	7	7500	5.0	3	10	3
104...	20	5	5	4	1	1	3	2	5	1
105...	50	13	13	9	4	8	7500	5.3	4	12	2
106...	22	7	7	3	4	2	5	50	3.2	7	3
107...	56	16	15	9	6	1	...	1	10	9000	5.5	6	...	4.0	15	4
108...	781	208	208	208	206	34	4.0	206	62
109...	41	13	13	13	13	11500	5.8	13	2
110...	59	19	19	18	1	16	10000	5.3	3	19	...
111...	49	18	18	18	15	8500	5.1	3	18	3
112...	62	18	18	18	14	10500	5.5	3	17	3
113...	48	14	14	13	1	11	13500	6.4	2	13	1
114...	31	10	10	9	1	8	10000	5.1	2	10	2
115...	20	10	10	9	1	5	12000	5.2	3	8	1
116...	52	14	13	13	1	13	9000	5.2	1	13	2
117...	46	9	7	7	...	2	1	1	5	...	6.0	4	9	4
118...	37	11	10	9	1	1	...	1	6	13500	6.2	5	67	3.0	11	2
119...	69	15	12	11	1	3	1	2	9	14000	5.8	6	54	4.2	15	5
120...	23	6	5	5	...	1	1	2	4	6	2
121...	58	14	14	12	2	6	10000	5.0	7	55	3.1	13	6
122...	99	28	25	25	...	2	1	1	...	1	11	8000	5.1	16	67	3.7	27	7
123...	83	21	21	21	19	9000	4.9	2	21	7
124...	4	2	...	21
125...	59	18	18	18	18	9500	4.6	18	1
126...	116	28	28	25	3	23	9000	4.5	5	80	4.8	27	6
127...	72	17	17	14	3	10	13000	5.0	7	67	3.3	17	8
128...	114	24	24	24	12	8000	4.5	12	75	4.1	24	10
129...	80	16	13	12	1	2	1	1	...	1	10	12000	5.5	6	68	5.3	16	4
130...	20	5	3	2	1	1	...	1	...	1	5	6000	4.4	5	2
131...	12	4
10.....	*6311	1838	1057	897	160	472	179	290	3	309	690	8000	4.1	1086	58	3.7	1539	552
2...	8
3...	25	3	3	3	...	3	3	3	5	53	4.2	8	...
5...	6	2	6	6	2	1	...	1	4
6...	33	2
7...	28	9	2	2	...	4	1	3	...	3	3	6	26	2.7	9	2
8...	27	9	6	6	1	1	...	1	...	2	5	4	81	4.3	7	...
9...	27	9	6	6	1	1	...	1	5	4
10...	*1056	220	219	219	...	1	...	1	15	7500	5.2	203	69	3.7	216	113
12...	*519	265	256	198	58	7	5	...	2	2	212	4500	1.3	43	104	3.0	44	110
13...	6	2
15...	59	11	2	...	2	9	1	8	11	42	4.8	11	6
16...	117	34	3	3	...	29	7	22	...	2	7	11000	5.9	27	47	3.6	34	9
17...	83	28	14	11	3	14	4	10	9	13500	6.2	19	40	2.4	28	6
18...	25	8	8	8	7	11000	5.3	1	8	1
19...	33	8	8	8	6	9500	5.7	1	7	2
20...	156	37	37	30	7	21	11500	5.3	14	50	3.9	35	10
21...	174	58	22	17	5	27	7	20	...	9	10	13000	6.3	45	47	3.7	54	10
22...	113	35	15	10	5	18	1	17	...	2	11	9500	5.8	22	49	3.9	33	8
23...	*216	67	13	9	4	47	3	44	...	7	3	64	41	3.6	67	14
24...	251	57	11	6	5	29	3	26	...	17	6	9000	5.8	49	44	3.8	54	23
25...	138	45	4	3	1	14	4	7	...	27	8	4000	4.4	33	46	3.5	41	11
26...	122	43	9	5	1	10	3	3	...	24	10	7500	5.1	29	51	3.7	38	9
27...	296	84	5	8	...	23	12	11	...	56	15	6500	5.3	64	47	3.5	79	26
28...	132	37	4	3	1	12	6	6	...	21	16	9000	4.6	18	49	4.5	34	6
29...	140	35	35	24	11	10	9000	5.4	25	75	4.2	35	10
30...	*118	26	21	9	12	4	1	3	...	1	9	10000	4.8	17	61	3.9	25	10
31...	*117	27	24	10	14	2	...	2	...	1	5	10000	5.2	21	56	3.8	25	11
32...	8	3
33...	27	8	7	1	1	8	8500	4.6	7	1
34...	125	35	27	27	...	6	3	3	...	2	21	8500	5.1	14	59	4.6	34	5
35...	54	16	13	13	...	3	1	2	11	8500	5.5	5	73	4.4	16	2
36...	140	35	14	13	1	15	8	7	...	6	15	6500	5.7	19	52	4.2	34	7
37...	*141	40	7	7	...	19	9	9	...	1	14	7500	5.8	27	53	4.3	39	5
38...	137	48	6	5	1	23	9	14	...	19	9	5500	4.7	36	44	3.4	45	8
39...	115	39	10	8	2	17	11	6	...	12	14	6500	5.6	23	53	3.6	36	8
40...	174	58	30	23	7	11	5	6	...	17	7	...	6.4	46	61	3.3	53	21
41...	*272	78	19	14	5	31	18	13	...	28	27	5500	4.9	48	52	3.9	75	22
42...	53	13	8	8	...	3	1	2	...	2	7	7500	5.7	6	50	3.2	13	3
43...	76	24	6	6	...	13	5	8	...	5	10	8000	5.5	14	37	3.6	24	5
44...	57	19	13	13	...	4	1	3	...	2	7	8000	4.9	11	50	3.8	18	1

City Block Characteristics

Table 2.—CHARACTERISTICS OF HOUSING UNITS, BY BLOCKS: 1960—Con.

["Total population" contains no persons in group quarters unless preceded by asterisk; one asterisk (*) denotes less than 10 percent; two asterisks (**), 10 percent or more]

Blocks within census tracts	Total population	All housing units by condition and plumbing									Occupied housing units							
		Total	Sound			Deteriorating			Dilapidated	Owner occupied			Renter occupied			Occupied by non-white	1.01 or more persons per room	
			Total	With all plumbing facilities	Lacking some or all facilities	Total	With all plumbing facilities	Lacking some or all facilities		Total	Average value (dollars)	Average number of rooms	Total	Average contract rent (dollars)	Average number of rooms			
45...	135	42	35	34	1	4	1	3	...	3	19	9000	4.9	21	63	3.1	40	12
46...	56	14	14	14	3	11	8500	5.2	3	14	3
47...	92	20	17	17	3	17	7000	5.1	3	20	8
48...	86	26	9	8	1	8	4	4	...	9	11	7500	4.8	15	49	3.4	24	6
49...	60	18	4	4	...	10	7	3	...	4	12	6500	5.2	5	...	4.0	17	1
50...	130	31	11	11	...	18	11	7	...	2	14	8000	5.0	16	59	4.2	30	10
51...	15	7	6	6	...	1	1	2	2	5	55	4.6	7	1
52...	13	5	4	4	...	1	1	1	1	3	3	1
53...	30	8	6	6	...	2	2	8	8	7500	4.6	6	3	
54...	105	29	22	20	2	5	4	1	...	2	23	6500	4.9	6	69	4.5	29	6
55...	99	25	12	9	3	11	2	9	...	2	10	5500	5.5	14	59	3.9	24	7
56...	87	24	11	9	2	10	9	1	...	3	13	9000	6.5	11	49	4.5	24	4
11.....	**4576	1365	676	366	310	563	234	327	2	126	162	11000	5.6	1128	53	3.7	1220	294
2...	**110	35	35	7	28	2	33	54	3.6	35	7
3...	**102	29	23	12	11	6	2	4	7	13500	5.7	22	80	3.6	29	4
4...	**133	38	31	1	30	7	...	7	1	37	44	4.1	37	4
6...	38	14	7	3	4	7	3	4	2	11	56	4.5	13	1
7...	**128	41	13	3	10	24	2	22	...	4	3	37	64	3.4	40	6
8...	**97	18	18	3	15	18	50	3.9	17	7
9...	94	34	12	3	9	8	...	8	...	14	2	31	49	3.4	33	7
10...	*123	36	25	10	15	7	...	7	...	4	6	15500	6.8	30	49	3.1	36	8
11...	**147	34	30	16	14	2	...	2	...	2	2	26	60	3.3	26	11
12...	**215	46	41	10	31	5	...	5	2	44	59	4.0	44	16
13...	**257	79	55	41	14	24	...	24	2	69	49	3.4	71	16
15...	**176	40	5	23	21	2	4	35	69	4.0	39	14
16...	**147	37	4	3	1	20	9	11	13	31	59	4.3	34	13
17...	**282	59	15	10	5	17	6	11	12	11000	4.8	45	47	3.8	55	13
18...	*284	87	24	18	6	57	48	9	...	6	13	6500	5.3	74	50	4.1	87	14
19...	185	66	42	13	29	15	1	14	...	9	3	57	47	3.4	60	17
20...	*201	69	37	22	15	32	3	29	7	8000	5.7	53	58	3.7	60	12
21...	*126	51	28	13	15	23	4	17	2	...	9	15000	7.4	34	46	3.6	43	8
22...	215	71	23	19	14	36	5	31	...	12	7	7500	5.0	63	49	3.4	70	19
23...	169	37	5	5	...	26	10	16	...	6	2	31	55	4.3	33	14
24...	**328	76	51	23	28	25	10	15	6	10000	6.0	69	50	4.1	74	23
25...	83	33	18	16	2	15	1	14	9	11000	5.1	24	68	4.5	14	1
26...	38	14	11	11	...	3	3	2	11	65	3.6	5	3
27...	190	46	21	9	12	25	8	17	2	44	54	3.3	43	20
28...	282	125	21	17	4	101	75	26	...	3	10	11000	3.3	114	45	3.4	125	14
29...	84	29	13	9	4	11	4	7	...	5	10	12500	6.8	19	44	3.2	28	4
30...	**147	39	21	20	1	16	8	8	...	2	10	9500	5.6	28	63	3.6	38	9
31...	47	28	17	11	6	4	3	1	...	7	8	8000	5.1	11	44	4.5	16	1
32...	...	2
33...	69	24	20	18	2	4	4	7	7500	4.6	15	57	2.7	14	6
34...	**53	28	28	28	9	10000	4.7	12	62	2.3	1	2
35...	**26
12.....	*4536	2160	1926	1893	33	218	195	23	...	16	1024	10000	4.9	815	71	3.5	329	154
1...	49	26	24	21	3	2	1	1	13	9500	5.8	10	63	3.4	...	1
2...	**50	21	21	21	14	11000	4.6	7	77	4.3
3...	6	5	4	4	...	1	1	3	1
4...	64	25	25	25	19	10000	4.8	5	71	4.2	...	1
5...	47	22	20	20	...	2	2	15	9500	4.3	3	2
6...	19	9	8	6	2	1	1	4	5	...	3.8
7...	11	6	6	6	5	7000	3.4	1
8...	7	4
9...	36	26	26	26	15	11500	4.5	6	78	2.8
10...	62	38	38	38	17	11500	4.7	9	48	2.4
11...	76	43	43	43	24	10000	5.2	13	58	3.5
12...	105	58	57	57	...	1	1	37	10000	5.3	14	63	3.9	...	2
13...	96	55	51	51	...	4	4	17	12500	5.8	25	67	3.8
14...	89	59	59	59	21	10500	4.7	25	56	3.3	...	4
15...	23	12	12	12	12	10500	5.6
16...	25	15	15	15	12	10500	5.2	3	1
17...	52	24	24	24	21	11000	5.6	1
18...	24	14	14	14	11	9500	4.6	1
19...	27	12	12	12	7	11500	5.0	4	1
20...	13	6	6	6	3	3	1
21...	6	4
22...	26	13	13	13	9	9500	5.0	3
23...	20	15	15	15	13	9500	4.3
24...	17	11	11	11	5	9000	5.6	4
25...	49	27	27	25	2	8	9000	4.6	15	68	3.1	...	1
26...	56	39	38	38	...	1	1	15	9000	5.1	11	52	3.8
27...	72	67	66	66	1	13	8000	4.8	32	51	3.1
28...	39	24	19	19	...	5	5	13	8000	4.8	7	55	3.4
29...	25	6	6	6	4	2	1
30...	9	8	8	8	3	1
31...	33	17	17	17	14	13500	4.5	2
32...	20	11	10	10	...	1	1	10	11000	4.9	1
33...	19	12	12	12	3	6	59	3.0
34...	16	17	13	9	4	3	3	1	9	9500	4.2
35...	92	70	66	65	1	3	3	1	24	10000	4.5	26	55	3.2
36...	*131	86	86	86	32	9500	5.1	29	56	3.3	...	1
37...	58	27	26	26	...	1	1	14	12500	4.7	9	52	3.2	...	1
38...	28	15	12	12	...	2	2	1	7	11500	4.4	5	48	3.8	...	1

Table 2.—CHARACTERISTICS OF HOUSING UNITS, BY BLOCKS: 1960—Con.

["Total population" contains no persons in group quarters unless preceded by asterisk; one asterisk (*) denotes less than 10 percent; two asterisks (**), 10 percent or more]

Blocks within census tracts	Total population	All housing units by condition and plumbing									Occupied housing units							
		Total	Sound			Deteriorating			Dilapidated	Owner occupied			Renter occupied			Occupied by non-white	1.01 or more persons per room	
			Total	With all plumbing facilities	Lacking some or all facilities	Total	With all plumbing facilities	Lacking some or all facilities		Total	Average value (dollars)	Average number of rooms	Total	Average contract rent (dollars)	Average number of rooms			
26...	23	10	9	9	...	1	1	9	17500	5.4
27...	32	10	10	10	10	15000	6.3	1
28...	22	14	13	13	...	1	1	12	11500	5.3
29...	38	14	13	13	...	1	1	12	17000	5.6	2
30...	23	12	12	12	9	14000	6.1	1	1
31...	29	11	11	11	9	16500	5.8	1
32...	31	13	12	12	...	1	1	13	13000	5.8	1
33...	36	15	14	14	...	1	1	12	12500	5.8	2
34...	18	7	5	5	...	2	2	6	13000	5.5	1
35...	22	8	6	6	...	2	2	5	...	5.0	3
36...	12	8	6	6	...	1	1	1	5	...	4.8	2
37...	24	11	8	8	...	3	3	8	14000	5.5	3
38...	26	9	8	8	...	1	1	7	16000	5.3	1
39...	30	10	9	9	...	1	1	7	...	6.0	3
40...	25	6	6	6	...	2	2	1	7	11000	5.1	2
41...	31	16	16	15	1	10	12500	4.8	6	78	4.2
42...	21	8	8	8	7	15500	5.6	1
43...	35	16	16	16	13	14500	5.1	3
44...	8	5	5	5	5	13500	1.0	2
47...	6	5	5	5	2	2
48...	6	5	5	5	2	2
49...	47	17	17	17	14	14500	6.0	3
50...	42	20	19	19	...	1	1	16	13000	5.8	4
51...	31	15	15	15	15	13000	5.8	3
52...	50	22	22	22	15	15000	6.3	5	74	3.4
53...	42	13	11	11	...	1	1	1	10	12000	6.1	2
54...	28	14	14	14	11	13000	5.5	3
56...	36	14	14	14	14	15000	6.4
57...	32	16	16	16	11	15000	5.7	3
58...	41	20	19	19	...	1	1	18	13500	5.8	2
59...	37	17	17	17	11	15000	5.5	6	83	5.5
60...	21	10	10	10	4	3
61...	32	12	12	12	6	25000	7.0	5	87	5.0
62...	26	11	11	11	10	19000	6.5	1
63...	6	5	5	5	3	1
64...	15	8	8	8	6	17500	6.3	1
65...	38	15	13	13	...	2	2	7	26000	6.0	8	68	4.0
68...	4	2	7
72...	12	6	6	6	6	25000	5.2
73...	28	11	11	11	7	20000	5.6	4
74...	18	9	7	7	...	2	2	8	18000	5.5	1
75...	42	23	23	23	9	19500	6.0	10	68	3.3	...	1
76...	42	19	18	18	...	1	1	13	14500	5.2	5	56	3.2	...	1
77...	4
79...	8
80...	35	15	14	14	...	1	1	13	11500	4.7	3	1
81...	35	23	22	22	13	12000	5.2	4	1
82...	50	20	19	19	1	14	10500	5.0	4
83...	38	15	15	15	14	12000	4.8	1	1
84...	7	2
86...	18	8	7	7	...	1	1	7	12500	5.1	1
87...	14	4
88...	19	9	9	9	8	11000	4.5
89...	25	7	4	4	...	3	3	4	3	1
90...	31	14	12	12	...	2	2	12	10500	4.3	2
91...	19	11	10	10	...	1	1	7	10500	4.0	2
92...	7	3
93...	30	12	5	5	...	2	2	5	9	8500	3.8
94...	30	13	13	13	...	2	2	4	9	57	3.4	...	1
95...	43	19	17	17	...	2	2	7	8000	4.9	11	56	3.5	...	2
96...	29	23	11	11	...	10	10	2	6	10000	4.8	8	50	4.1
20...	3314	1405	1394	1385	9	10	10	1	1120	11500	5.1	169	73	4.1	2	49
2...	21	12	12	12	5	...	5.4	4
3...	16	6	6	6	6	16500	5.0
4...	22	12	10	10	2	9	13000	4.8	1
5...	29	13	13	13	10	14000	5.0	3
6...	13	7	7	7	5	...	5.0
7...	16	14	14	14	9	8500	4.4	2
8...	32	16	16	16	7	11000	4.7	6	69	3.2
9...	26	13	13	13	11	11500	5.2
10...	32	19	19	19	11	11000	4.8	7	66	2.6
11...	26	12	12	12	8	17500	5.1	3
12...	29	32	32	31	1	8	13500	6.0	2	1
13...	14	7	7	7	6	12500	5.8
14...	20	13	12	12	...	1	1	9	12000	5.0	2
15...	15	10	10	10	4	3	1
16...	31	10	10	10	8	9000	5.1	2	1
17...	30	8	8	8	8	12500	5.1	1
18...	21	7	6	6	1	4	2
19...	27	14	14	14	12	13000	5.3	1
20...	34	16	15	15	...	1	1	11	10000	4.5	2	1
21...	31	13	13	13	12	12000	4.9	1
22...	35	12	12	12	11	12000	5.8
23...	37	15	15	15	13	12000	4.7	2
24...	35	18	18	18	12	11500	5.1	4
25...	34	15	15	15	14	14000	5.1	1
26...	42	16	16	16	16	14000	5.6

City Block Characteristics

Table 2.—CHARACTERISTICS OF HOUSING UNITS, BY BLOCKS: 1960—Con.

["Total population" contains no persons in group quarters unless preceded by asterisk; one asterisk (*) denotes less than 10 percent; two asterisks (**), 10 percent or more]

Blocks within census tracts	Total population	All housing units by condition and plumbing								Occupied housing units								
		Sound				Deteriorating				Owner occupied			Renter occupied			Occupied by non-white	1.01 or more persons per room	
		Total	With all plumbing facilities	Lacking some or all facilities	Dilapidated	Total	With all plumbing facilities	Lacking some or all facilities	Dilapidated	Total	Average value (dollars)	Average number of rooms	Total	Average contract rent (dollars)	Average number of rooms			
						With flush toilet	No flush toilet											
27...	10	6	6	6	4
28...	26	12	12	12	11	13500	5.4
29...	46	16	16	16	13	12500	5.5
30...	36	16	16	16	13	13500	5.4
31...	33	16	16	16	9	15500	5.0	...	65	4.0
32...	23	15	15	15	12	11000	4.9
33...	13	6	6	6
34...	23	9	9	9	58	4.4
35...	39	19	19	19	5	...	4.2
36...	18	9	9	9	10	4000	4.6	...	59	3.8
37...	29	17	17	15	2	9	11000	5.0
38...	36	15	15	15	13	10000	4.2
39...	31	13	13	13	12	10500	4.8	...	3
40...	34	13	13	13	13	11000	4.6
41...	33	15	15	15	11	12000	4.7	...	2
42...	31	15	15	15	13	11000	4.9
43...	32	12	12	12	11	11500	4.9
44...	26	12	12	12	11	11500	5.4	...	1	2
45...	25	7	7	7	11	13500	6.2
46...	25	10	9	9	...	1	5	13500	5.4	...	1	1
47...	38	15	15	15	4	3.5
48...	33	14	14	14	13	11000	4.5	...	1	1
49...	29	14	14	14	11	11500	5.4	...	2	1
50...	29	14	14	14	14	10500	4.5
51...	30	12	12	12	14	11500	5.1
52...	41	16	16	16	10	13500	5.7
53...	47	18	18	18	15	10000	4.7
54...	31	16	16	16	12	10500	4.6	...	66	3.8	2
55...	39	16	16	16	12	11000	5.0	...	3
56...	29	16	16	16	15	12500	5.1
57...	33	15	15	15	14	16000	5.3
58...	31	16	16	16	14	13500	5.4	...	1
59...	24	15	15	15	14	14500	5.4
60...	21	10	10	10	13	13500	4.8	...	1
61...	33	9	9	9	8	12000	4.8
62...	42	24	24	24	6	11000	5.0	...	3	2
63...	12	7	7	7	14	13500	5.1	...	5	70	3.4
64...	27	11	11	11	3	3
65...	30	13	13	13	9	9000	4.4	...	1	1
66...	32	13	13	13	12	12500	4.8	...	1
67...	37	16	16	16	12	11000	5.1	1
68...	34	15	15	15	15	9000	4.5	...	1	2
69...	40	16	16	14	2	14	11000	4.9	...	1
70...	32	13	13	13	15	9500	4.8	...	1
71...	30	11	11	11	9	10500	5.4	...	4
72...	50	21	21	21	10	12000	5.3	...	1	1
73...	26	11	11	11	21	10500	4.6
74...	20	9	9	8	1	8	9500	5.0	...	1	1
75...	41	14	13	13	...	1	6	8000	4.0	...	3
76...	33	9	9	9	11	10000	5.2	...	3	2
77...	15	8	8	8	7	9000	5.1	...	2
78...	38	13	13	13	5	...	6.2	...	1
79...	35	15	14	14	...	1	12	11000	5.0
80...	41	11	11	11	10	10000	4.6	...	3	2
81...	3	1	1	1	10	11000	5.6	1
82...	3	1	1	1
83...	2	1	1	1
84...	46	22	22	22
85...	34	20	20	20	21	13500	5.2
86...	34	19	19	19	18	14500	5.6
87...	44	17	17	17	18	14000	5.4
88...	42	22	22	22	16	15000	5.2	...	1	1
89...	33	11	11	11
90...	20	6	6	6	21	16500	5.4
91...	11	3	3	3	8	12500	4.9	...	3	1
92...	4	2	2	2	5	11500	5.2	1
93...	19	10	10	10
94...	37	12	12	12
95...	9	4	4	4	7	9000	4.3	...	2	1
96...	6	4	4	4	11	15000	5.1	...	1
97...	6	4	4	4
98...	20	10	10	10
99...	30	12	11	11	...	1
100...	44	12	10	10	...	2	11	10000	4.5	...	2	1
101...	34	8	8	8	2	10	10500	5.2	2
102...	56	12	12	12	7	8500	5.4	...	1	1
103...	18	5	5	5	12	9000	5.5	2
104...	28	11	11	11	4	1
105...	52	14	14	14	10	8500	5.3
106...	19	6	6	6	12	9000	5.7	...	2	2
107...	5	1	1	1	5	9000	5.6	...	1
108...	54	14	13	13	...	1
109...	37	13	13	13	14	9000	5.1	1
110...	33	8	8	8	12	10500	5.8	1
111...	23	8	8	8	8	10500	5.1	2
112...	15	8	8	8	8	10000	5.0
113...	34	11	11	11	7	11000	5.0	...	1
114...	23	8	8	8	9	14000	5.1	...	1
117...	5	2	2	2	7	10000	5.1	...	1	1

Table 2.—CHARACTERISTICS OF HOUSING UNITS, BY BLOCKS: 1960—Con.

["Total population" contains no persons in group quarters unless preceded by asterisk; one asterisk (*) denotes less than 10 percent; two asterisks (**), 10 percent or more]

Blocks within census tracts	Total population	All housing units by condition and plumbing									Occupied housing units							
		Total	Sound			Deteriorating			Dilapidated	Owner occupied			Renter occupied			Occupied by non-white	1.01 or more persons per room	
			Total	With all plumbing facilities	Lacking some or all facilities	Total	With all plumbing facilities	Lacking some or all facilities		Total	Average value (dollars)	Average number of rooms	Total	Average contract (dollars)	Average number of rooms			
119...	5	2
121...	19	6	6	6	6	10000	5.0
122...	12	6	6	6	4	1
123...	21	7	7	7	6	10000	5.3	1
124...	17	7	7	7	6	9500	4.5
126...	8	4
127...	26	7	6	6	1	1	6	7500	5.2	1	1
21.....	*4656	2105	1987	1965	22	104	87	15	2	14	1657	12000	5.0	310	73	3.7	13	63
1...	34	20	20	20	13	14000	4.8	4
2...	49	22	22	22	20	10500	5.1	2
3...	59	20	12	10	2	6	3	3	...	12	9500	4.9	6	50	3.8	8	3	...
4...	21	6	6	6	4	2
6...	147	63	47	32	14	14	1	11	2	41	3500	3.0	17	40	2.6	11
7...	14	7	7	7	5	9500	4.6	2
8...	24	9	9	9	9	10500	5.3	1
9...	34	13	13	13	13	13000	4.2	1
10...	57	25	25	25	18	10500	5.0	3	1
11...	45	23	23	23	18	12000	4.8	4
12...	47	21	20	20	...	1	1	19	13000	5.3	2
13...	19	12	11	11	...	1	1	9	16000	4.7	1	1
14...	31	15	12	12	...	3	3	13	14000	5.2	1
15...	44	17	17	17	14	15000	5.4	1	1
16...	53	17	17	17	17	13000	5.7
17...	62	21	20	20	...	1	1	18	10500	5.0	3	1
18...	49	18	18	18	18	11500	4.6	1
19...	41	19	19	19	17	9000	4.9	2	1
20...	3	1
21...	9	3
22...	59	21	20	20	...	1	1	17	10500	5.4	3	1
23...	39	10	10	10	8	13000	6.0	2
24...	37	16	16	16	14	12500	5.5	1
25...	40	22	21	21	...	1	1	16	11500	5.3	3
26...	7	6	6	6	4
27...	15	7	7	7	...	1	1	7	10000	4.9
28...	21	12	12	11	1	9	10000	4.1	3
29...	30	16	16	16	16	8000	4.3
30...	26	11	9	9	...	1	1	10	9500	4.6	1
31...	71	24	21	21	...	3	3	19	9000	4.5	5	81	4.4	3
32...	47	18	18	18	16	11000	5.4	1
33...	20	8	8	8	7	20000	5.4
34...	28	13	11	11	...	2	2	11	13500	5.9	1
35...	19	12	12	12	10	13000	5.0
36...	31	13	13	13	12	15500	5.8
37...	21	10	10	10	9	16500	5.4	1
38...	23	9	9	9	9	16000	5.8
39...	42	18	18	18	17	15500	5.5	1
40...	55	24	24	24	22	11500	4.6	1
41...	35	16	16	16	15	9500	4.1	1	1
42...	7	4
43...	8	4
44...	13	6	6	6	5	...	6.0
45...	31	12	12	12	11	11000	5.0	1	1
46...	58	17	16	16	...	1	1	11	11000	5.0	4	2
47...	53	25	25	25	18	12500	6.0	7	128	1.6	2
48...	26	14	14	14	12	16000	5.1	1
49...	10	6	6	6	2	3
50...	30	15	15	15	8	13000	5.4	5	93	2.4	3
51...	25	10	10	10	10	11500	5.4
52...	15	7	7	7	4	2
53...	22	12	11	11	...	1	1	7	10500	4.4	3	1
54...	19	12	12	12	10	11000	4.3	2
55...	22	11	10	10	11	9500	4.5
56...	4	6	6	5	1	3
57...	29	12	12	12	11	11000	4.4	1	1
58...	32	13	13	13	12	11500	4.8	1
59...	14	9	9	9	6	10500	5.3	2
60...	27	13	13	13	...	2	2	14	10500	4.7
61...	17	10	10	10	9	14500	5.0
62...	20	11	11	11	9	16500	5.7
63...	10	5	5	5	5	28000	6.6
64...	26	9	9	9	9	27000	5.8
65...	33	10	10	10	10	22000	6.2
66...	25	11	10	10	...	1	1	10	16500	5.6	1
67...	27	11	11	11	11	13500	5.4
68...	35	17	17	17	15	10500	4.8	2	1
69...	30	13	13	13	12	11500	5.2
70...	29	13	13	13	13	12500	4.9
71...	44	16	16	16	9	15500	5.1	5	60	3.4
72...	30	16	16	16	11	8000	3.7	3
73...	35	16	16	16	13	7500	4.5	1	1
74...	25	12	12	12	12	9500	4.9
75...	26	12	12	12	11	8000	4.3	1
76...	31	16	16	16	14	11500	5.3	1
77...	22	16	15	15	...	1	1	10	10500	4.9	3
78...	19	7	7	7	4	3
79...	24	7	7	7	...	1	1	4	5	66	3.6

City Block Characteristics

Table 2.—CHARACTERISTICS OF HOUSING UNITS, BY BLOCKS: 1960—Con.

["Total population" contains no persons in group quarters unless preceded by asterisk; one asterisk (*) denotes less than 10 percent; two asterisks (**), 10 percent or more]

Blocks within census tracts	Total population	All housing units by condition and plumbing									Occupied housing units						
		Total	Sound			Deteriorating			Dilapidated	Owner occupied			Renter occupied			Occupied by non-white	1.01 or more persons per room
			Total	With all plumbing facilities	Lacking some or all facilities	Total	With all plumbing facilities	Lacking some or all facilities		Total	Average value (dollars)	Average number of rooms	Total	Average contract rent (dollars)	Average number of rooms		
							With flush toilet	No flush toilet									
80...	51	17	17	17	10	12000	5.3	5	75	4.2	...	2
81...	33	16	16	16	14	9500	5.2	1	
82...	37	20	20	19	1	16	12000	5.4	1	
83...	25	12	12	12	12	10000	4.2	
84...	31	12	8	8	...	1	1	...	3	9	9500	5.0	1	1	
85...	41	20	20	20	13	8500	4.2	6	60	3.8	...	
86...	42	16	16	16	13	8500	5.1	3	
87...	31	16	16	16	12	10000	4.6	2	
88...	25	13	13	13	13	12000	4.8	
89...	38	18	16	16	...	2	2	14	11000	5.0	2	
90...	29	15	15	15	12	11000	4.8	2	
91...	31	11	10	10	...	1	1	11	14500	5.2	1	
92...	39	14	11	11	...	2	2	...	1	9	16000	6.2	5	...	4.2	...	
93...	25	8	7	7	...	1	1	8	20000	6.5	
94...	29	10	10	10	9	20000	6.4	
95...	41	15	12	12	...	3	3	13	13000	5.2	1	
96...	34	13	11	11	...	2	2	11	11500	5.0	2	
97...	28	11	10	10	...	1	1	9	12000	4.8	2	
98...	36	18	17	17	...	1	1	16	10500	4.8	1	
99...	34	16	16	16	16	10000	4.8	
100...	35	16	16	16	14	10000	5.0	
101...	28	16	16	16	12	9000	4.4	2	
102...	28	16	16	16	13	10500	5.0	2	1	
103...	36	16	15	15	1	12	11500	4.3	3	...	1	1	
104...	*40	20	19	19	...	1	1	12	12500	5.1	5	66	3.0	1	
105...	39	16	16	16	14	11500	4.1	2	1	
106...	37	16	16	16	11	13500	5.4	4	
107...	25	12	12	12	10	12500	5.0	1	
108...	17	6	6	6	4	2	1	
109...	12	7	7	7	5	...	4.2	
110...	37	13	13	13	10	14000	4.9	3	1	
111...	37	15	15	15	13	12000	5.2	1	1	
112...	60	25	24	24	...	1	1	14	11500	5.4	9	52	3.2	2	
113...	30	15	14	14	...	1	1	10	10000	4.4	5	61	2.4	...	
114...	48	24	24	24	12	11500	5.2	11	70	3.2	1	
115...	31	12	12	12	11	12500	5.1	1	
116...	39	16	16	16	13	10500	4.8	2	
117...	30	12	12	12	10	12500	4.8	2	
118...	23	15	15	15	11	10500	5.1	
119...	32	15	14	14	...	1	1	12	11500	4.4	3	
120...	36	14	14	14	12	10500	4.6	2	1	
121...	26	13	12	12	...	1	1	10	12000	4.7	2	
122...	35	17	14	14	...	1	1	...	2	14	12000	5.0	3	
123...	28	14	12	12	...	2	2	12	11000	4.8	1	
124...	38	18	11	11	...	7	7	10	11500	4.9	6	84	4.2	...	
125...	45	18	14	14	...	4	4	15	14000	5.7	2	1	
126...	21	11	7	7	...	4	4	8	11500	4.9	3	
127...	25	15	15	15	13	13500	5.4	
128...	25	14	13	12	1	1	1	11	13500	4.9	3	
129...	31	12	12	12	12	15000	5.8	
130...	23	12	12	12	9	12500	6.1	3	
131...	35	20	20	20	12	13500	5.4	5	80	3.4	...	
132...	22	12	12	12	11	14000	5.0	1	
133...	38	20	19	19	...	1	1	17	13500	4.4	2	
134...	29	16	14	14	...	2	2	10	18000	4.5	4	
135...	23	14	13	12	1	1	1	10	11500	4.8	1	3	
136...	32	13	12	12	...	1	1	7	11500	5.0	5	66	2.8	...	
137...	23	12	12	12	12	12000	4.4	
138...	3	3	
140...	12	9	7	7	...	2	2	4	2	...	1	...	
141...	30	15	15	15	9	15000	4.8	6	73	3.3	...	
142...	27	16	16	16	7	12000	4.6	5	54	3.6	...	
143...	22	12	12	12	6	10000	5.2	5	85	2.4	...	
144...	22	12	12	12	7	14000	5.1	3	
145...	11	8	8	8	7	13000	5.1	
146...	23	12	12	12	11	14000	4.6	
147...	24	12	12	12	10	13000	4.9	2	
148...	19	10	10	10	4	6	...	3.8	...	
149...	22	13	13	13	11	13000	5.2	1	
150...	18	8	6	6	...	2	2	6	12500	5.0	1	1	
151...	24	13	8	8	...	5	5	9	12000	5.1	3	1	
152...	10	4	
153...	49	21	14	14	...	7	7	14	14000	5.2	6	84	4.2	...	
22.....	*3677	1558	1541	1541	...	12	12	...	5	1318	11500	4.8	149	77	3.9	4	42
2...	41	21	21	21	18	13500	4.8	1	
3...	39	13	13	13	12	11000	4.8	1	
4...	33	15	15	15	14	11500	4.6	1	
5...	20	11	11	11	7	11000	4.4	4	
6...	45	18	18	18	15	15000	5.2	2	
7...	46	21	21	21	17	14500	4.8	3	1	
8...	31	9	9	9	9	19500	5.4	
9...	36	18	18	18	15	14500	4.6	1	
10...	39	14	14	14	12	12000	4.4	2	1	
11...	32	14	14	14	13	11500	4.8	
12...	19	11	10	10	...	1	1	6	11000	4.8	2	1	

Table 2.—CHARACTERISTICS OF HOUSING UNITS, BY BLOCKS: 1960—Con.

["Total population" contains no persons in group quarters unless preceded by asterisk; one asterisk (*) denotes less than 10 percent; two asterisks (**), 10 percent or more]

Blocks within census tracts	Total population	All housing units by condition and plumbing								Occupied housing units								
		Total	Sound		Deteriorating			Dilapidated	Owner occupied			Renter occupied			Occupied by non-white	1.01 or more persons per room		
			Total	With all plumbing facilities	Lacking some or all facilities	Total	With plumbing facilities		Lacking some or all facilities		Total	Average value (dollars)	Average number of rooms	Total			Average contract rent (dollars)	Average number of rooms
									With flush toilet	No flush toilet								
13...	20	8	8	8	7	13000	4.9	1	
14...	21	9	9	9	7	11500	4.7	1	
15...	8	3	
16...	21	7	7	7	7	12000	5.3	1	
17...	28	15	15	15	11	10000	4.7	4	
18...	12	8	8	8	6	9500	4.8	1	
19...	30	14	14	14	12	8500	4.5	2	
20...	20	10	10	10	9	13500	4.6	
21...	40	15	15	15	15	12500	4.8	
22...	47	19	18	18	...	1	1	18	14000	4.7	
23...	4	3	
24...	13	4	
25...	41	23	23	23	21	11500	4.4	2	
26...	26	15	14	14	...	1	1	12	9000	4.6	
27...	20	10	10	10	9	9500	4.1	1	
28...	31	14	14	14	9	9500	3.7	5	79	4.0	...	1	
29...	30	16	16	16	12	10000	4.4	4	
30...	37	12	12	12	11	10000	4.6	1	1	
31...	9	4	
32...	17	6	6	6	6	12000	4.5	
33...	22	12	12	12	9	10500	4.4	1	
34...	32	15	15	15	12	9500	4.3	3	
35...	32	16	16	16	14	9500	4.6	2	
36...	25	13	13	13	10	10000	4.5	3	
37...	21	12	12	12	9	10500	4.8	2	
38...	34	16	15	15	1	14	10500	4.4	2	
39...	27	12	12	12	10	12500	5.0	
40...	9	10	10	10	3	
41...	27	14	14	14	13	12000	4.0	1	
42...	23	11	11	11	9	12500	5.2	1	
43...	33	14	14	14	14	10500	4.4	1	
44...	18	5	4	4	1	4	1	
45...	36	15	15	15	12	12000	4.8	2	
46...	28	12	11	11	...	1	1	10	11000	4.6	
47...	32	15	15	15	15	10500	4.7	
48...	28	16	16	16	14	7500	4.1	1	
49...	8	5	5	5	4	
50...	23	14	14	14	9	13500	5.2	4	
51...	30	14	14	14	14	10500	5.0	
52...	32	16	16	16	15	9500	4.3	1	
53...	35	13	12	12	...	1	1	13	13000	5.0	
54...	24	12	12	12	10	12000	4.8	
55...	36	16	16	16	15	11000	4.9	1	
56...	31	14	14	14	14	11000	5.0	
57...	36	14	13	13	12	12000	4.8	1	
58...	24	14	14	14	11	11000	4.2	1	
59...	29	14	14	14	12	10500	3.9	
60...	11	3	
61...	14	7	7	7	7	11500	5.0	
62...	20	10	10	10	9	12500	4.8	
63...	33	13	13	13	13	11500	4.5	
64...	29	15	15	15	12	12500	5.0	3	
65...	46	15	14	14	...	1	1	8	10500	4.9	5	79	4.6	...	1	
66...	25	10	10	10	9	9500	5.3	1	
67...	21	8	8	8	8	22000	6.8	
68...	24	9	9	9	9	12500	5.4	
69...	23	11	11	11	10	12500	5.2	
70...	24	13	13	13	12	11000	4.8	
71...	34	14	13	13	...	1	1	13	12000	4.8	1	1	
72...	37	15	15	15	15	12000	4.8	
73...	34	13	13	13	13	12000	4.5	1	
74...	18	9	9	9	7	11000	4.4	1	
75...	21	9	9	9	9	9500	4.8	
76...	22	12	12	12	10	11000	4.7	1	
77...	21	8	8	8	6	10000	4.8	1	
78...	25	12	11	11	...	1	1	10	12000	5.3	1	
79...	25	11	11	11	10	14000	5.6	1	
80...	31	11	11	11	10	13500	6.2	
81...	37	14	14	14	14	15500	5.7	
82...	29	10	10	10	9	13000	5.1	
83...	29	13	13	13	12	12000	4.9	1	
84...	19	13	13	13	8	9500	4.8	3	
85...	31	12	12	12	10	17500	5.7	1	
86...	7	4	
87...	12	6	6	6	5	11000	4.4	
88...	22	12	11	11	...	1	1	11	9000	4.5	
89...	23	8	8	8	7	17000	5.3	1	
90...	8	4	
91...	23	11	11	11	9	11500	4.3	2	
92...	15	9	9	9	7	13500	4.9	
93...	37	14	14	14	10	13000	5.0	3	2	
94...	16	8	7	7	1	8	12000	4.8	
95...	4	2	
96...	1	2	
97...	4	2	
98...	6	3	
99...	18	8	6	6	...	1	1	...	1	5	9500	5.2	1	

Table 2.—CHARACTERISTICS OF HOUSING UNITS, BY BLOCKS: 1960—Con.

["Total population" contains no persons in group quarters unless preceded by asterisk; one asterisk (*) denotes less than 10 percent; two asterisks (**), 10 percent or more]

Blocks within census tracts	Total population	All housing units by condition and plumbing							Occupied housing units								
		Sound			Deteriorating				Owner occupied			Renter occupied					
		Total	With all plumbing facilities	Lacking some or all facilities	Total	With all plumbing facilities	Lacking some or all facilities		Dilapidated	Total	Average value (dollars)	Average number of rooms	Total	Average contract rent (dollars)	Average number of rooms	Occupied by non-white	1.01 or more persons per room
							With flush toilet	No flush toilet									
100...	32	12	12	12	7	9500	4.3	5	93	4.0	...	2	
101...	29	12	12	12	6	9000	3.8	6	93	4.0	
102...	1	2	2	2	
103...	21	6	6	6	5	14500	5.0	1	...	1	2	...	
104...	19	6	6	6	5	...	4.8	1	1	...	
105...	19	10	10	10	9	11500	4.2	
106...	34	13	13	13	12	7500	4.2	1	2	...	
107...	26	10	10	10	10	11000	4.9	
108...	28	11	11	11	10	9500	4.6	1	1	...	
109...	6	3	3	3	
111...	**38	10	10	10	7	10000	5.4	2	2	...	
112...	24	10	10	10	9	8000	4.7	1	
113...	38	12	12	12	9	9500	4.3	2	2	...	
114...	38	15	15	15	11	9000	5.0	3	1	...	
115...	33	13	13	13	12	9000	4.6	1	1	...	
116...	29	13	13	13	10	11500	4.4	3	
117...	13	7	7	7	7	11000	5.0	
118...	29	11	11	11	11	10500	4.4	
119...	28	12	12	12	11	11000	4.8	
120...	39	12	12	12	9	8500	5.9	3	
121...	34	12	12	12	10	9500	4.5	1	1	...	
122...	32	12	12	12	9	10500	4.4	3	
123...	29	8	8	8	8	13000	5.5	1	...	
124...	43	13	13	13	12	10000	4.9	1	2	...	
125...	43	15	15	15	14	11000	5.2	1	
126...	28	11	11	11	10	13500	5.4	
127...	29	12	12	12	9	11000	5.6	
128...	25	7	7	7	7	12500	6.1	
129...	28	9	9	9	9	9500	4.9	
130...	53	17	17	17	15	10500	5.5	1	1	...	
131...	26	7	7	7	6	12000	5.2	1	1	...	
132...	23	10	10	10	7	10500	5.3	2	1	...	
133...	34	13	13	13	11	11500	5.3	2	1	...	
134...	38	16	16	16	13	9500	4.8	
135...	47	17	17	17	13	10500	4.7	1	2	...	
136...	45	15	15	15	9	9500	4.2	6	67	3.8	
137...	31	11	11	11	10	9500	4.9	2	
138...	24	11	11	11	9	10000	4.6	
139...	12	5	5	5	5	6500	4.0	
140...	3	1	1	1	
145...	27	12	11	11	...	1	1	...	7	10000	4.7	2	1	...	
147...	29	7	7	7	4	3	
23...	**5920	2149	2132	2128	4	15	15	...	2	1886	19000	5.3	128	103	4.3	36	
1...	6	2	2	2	1	1	...	
2...	55	20	20	20	17	15500	5.6	1	3	...	
3...	70	25	25	25	22	14000	5.3	2	1	...	
4...	64	24	24	24	21	14500	5.3	1	1	...	
5...	30	15	15	15	14	20000	5.7	
6...	50	16	16	16	15	18000	5.7	1	1	...	
7...	50	22	22	22	18	16500	5.4	1	1	...	
8...	47	17	17	17	14	17500	5.3	3	1	...	
9...	35	14	14	14	13	13500	6.2	
10...	10	6	6	6	5	12000	4.4	
11...	49	14	14	14	12	12500	5.4	2	
12...	1	1	1	1	
13...	20	6	6	6	6	23000	5.5	
14...	10	4	4	4	
15...	61	24	24	24	24	17000	5.6	
16...	61	19	19	19	19	17500	5.8	2	...	
17...	66	11	11	11	10	18000	5.4	
18...	26	4	4	4	
19...	**28	9	9	9	7	15000	4.7	1	
21...	15	9	9	9	
22...	31	14	14	14	13	19000	5.6	
23...	79	24	24	24	22	19000	6.1	1	
24...	36	17	17	17	...	1	1	...	15	22000	5.9	
25...	22	9	9	9	7	25000	6.9	
26...	12	5	5	5	4	1	...	
28...	43	14	14	14	14	13000	5.5	
30...	34	18	18	18	13	13000	4.7	4	
33...	24	10	10	10	10	17000	5.1	
34...	29	13	13	12	1	12	17000	5.7	
35...	28	14	14	14	13	16000	5.5	1	
36...	74	30	30	30	28	16000	5.5	2	
37...	39	23	23	23	21	16500	5.4	
38...	37	16	16	16	16	14500	5.2	
39...	21	10	9	9	...	1	1	...	8	13000	5.1	1	
40...	27	13	13	13	13	17500	5.3	
41...	36	14	14	14	12	18500	5.8	1	
42...	34	14	14	14	13	15000	4.8	
43...	17	10	10	10	9	17000	5.7	
44...	38	16	16	14	2	14	16500	5.2	
45...	30	11	11	11	10	14500	5.5	1	1	...	
46...	88	44	44	44	12	12500	5.1	30	97	3.8	...	2	
47...	41	17	17	17	15	13000	5.1	
48...	33	15	15	15	12	11000	5.0	2	

Table 2.—CHARACTERISTICS OF HOUSING UNITS, BY BLOCKS: 1960—Con.

["Total population" contains no persons in group quarters unless preceded by asterisk; one asterisk (*) denotes less than 10 percent; two asterisks (**), 10 percent or more]

Blocks within census tracts	Total population	All housing units by condition and plumbing								Occupied housing units							
		Sound				Deteriorating				Owner occupied			Renter occupied			Occupied by non-white	1.01 or more persons per room
		Total	With all plumbing facilities	Lacking some or all facilities	Total	With all plumbing facilities	Lacking some or all facilities		Dilapidated	Total	Average value (dollars)	Average number of rooms	Total	Average contract rent (dollars)	Average number of rooms		
							With flush toilet	No flush toilet									
49...	16	8	8	8	6	12000	4.8	2		
50...	22	7	7	7	7	11000	4.7		
51...	6	4		
52...	30	13	13	13	11	9000	4.4	1		
53...	28	12	12	12	12	8500	4.4		
54...	35	14	14	14	12	8000	4.6	1		
55...	46	20	20	20	18	11000	4.8	1		
56...	33	12	12	12	11	13500	5.5	1		
57...	27	10	10	9	1	1	9	23000	6.2		
58...	25	10	10	10	9	21000	5.8	1		
59...	31	14	14	14	12	17000	5.9		
60...	46	13	13	13	13	17000	5.3		
61...	30	12	12	12	11	20000	5.4		
62...	33	16	16	16	15	16000	5.2	1		
63...	41	12	12	12	8	14000	4.9	1		
64...	28	13	13	13	12	14000	5.3		
65...	32	6	6	6	6	42000	8.0		
66...	30	12	12	12	11	19000	5.4		
67...	27	12	12	12	9	20000	6.3		
68...	27	12	12	12	9	20000	6.3		
69...	14	5	5	5	5	22000	5.8		
70...	4	3		
71...	*18	2		
72...	11	6	6	6	5	16000	5.4		
73...	45	20	20	20	17	14500	5.2	1		
74...	40	18	18	18	17	14000	5.0		
75...	26	11	11	11	8	10000	5.1	1		
76...	23	12	12	12	9	8000	3.6	3		
77...	4	3		
78...	1	1		
79...	25	11	11	11	10	9000	4.6	1		
80...	28	13	13	13	10	10000	4.9	1		
81...	38	18	18	18	18	19000	5.1		
82...	47	19	19	19	19	17000	5.2		
83...	31	13	13	13	13	16000	5.2		
84...	42	13	13	13	13	13500	5.8		
85...	49	12	12	12	12	16500	5.3	1		
86...	30	13	13	13	13	17500	5.7		
87...	27	14	14	14	14	15000	5.3		
88...	30	13	13	13	3	3	10	14500	5.2	2		
89...	23	10	10	10	10	19000	6.1		
90...	23	10	10	10	10	19000	6.1		
91...	55	15	14	14	...	1	1	...	12	15500	5.9	3	1		
92...	50	14	12	12	...	2	2	...	11	17000	5.7	3	2		
93...	33	16	16	16	15	19000	5.1	1		
94...	49	23	19	19	...	4	4	...	20	11000	4.8	2		
95...	29	18	18	18	16	12000	4.5		
96...	27	14	14	14	11	13500	5.4	1		
97...	45	20	20	20	19	13000	4.9	1		
98...	21	10	10	10	9	22000	5.6		
99...	39	12	12	12	11	20000	5.5	1		
100...	27	9	9	9	9	16000	5.4		
102...	24	12	12	12	11	20000	6.1	1		
103...	23	13	13	13	9	17000	5.3	3		
104...	29	10	10	10	8	21000	5.6	1		
105...	34	15	15	15	13	16500	5.5		
106...	24	6	6	6	6	15000	6.0		
107...	10	2	2	2		
108...	2	1		
109...	33	37	37	37	11	14500	6.6	3	1		
110...	18	7	7	7	7	16000	4.9		
111...	23	8	8	8	8	17500	5.6		
112...	...	1		
113...	**25	2		
119...	16		
121...	**37	4	4	4	...	1	1	...	3	2	1		
122...	5		
123...	21	9	9	9	9	17500	5.1		
124...	17	8	8	8	8	12000	5.0		
125...	2	1	1	1		
126...	9	4	4	4		
127...	5	1		
129...	15	6	6	6	5	...	5.8	1		
130...	29	10	10	10	8	17500	5.6	2		
131...	25	12	12	12	10	10000	5.4	1		
132...	73	28	28	28	25	12000	4.6	3		
133...	48	17	17	17	17	10000	4.7	1		
134...	29	11	11	11	10	13500	5.4	1		
135...	29	10	10	10	9	12500	5.1	1		
136...	25	9	9	9	9	12000	5.0		
139...	20	10	10	10	8	13000	4.9		
140...	32	13	13	13	10	11500	4.8	1		
141...	38	17	17	17	16	11500	5.2	1	1		
142...	55	21	21	21	18	12000	5.1	1		
143...	51	21	21	21	19	10500	4.7	1		
144...	71	19	19	19	19	13000	5.7	2		
146...	59	17	17	17	16	10000	4.9	1	2		
147...	53	20	20	20	20	11000	5.2		
148...	39	14	14	14	13	12000	5.5		

City Block Characteristics

Table 2.—CHARACTERISTICS OF HOUSING UNITS, BY BLOCKS: 1960—Con.

["Total population" contains no persons in group quarters unless preceded by asterisk; one asterisk (*) denotes less than 10 percent; two asterisks (**), 10 percent or more]

Blocks within census tracts	Total population	All housing units by condition and plumbing								Occupied housing units								
		Sound				Deteriorating				Owner occupied			Renter occupied			1.01 or more persons per room		
		Total	With all plumbing facilities	Lacking some or all facilities	Total	With all plumbing facilities	Lacking some or all facilities	With flush toilet	No flush toilet	Dilapidated	Total	Average value (dollars)	Average number of rooms	Total	Average contract rent (dollars)		Average number of rooms	Occupied by non-white
149...	37	18	18	18	18	10000	4.9
150...	16	16	16	16	16	14000	5.6
151...	45	16	16	16	14	10000	4.8	1
152...	48	18	18	18	17	10000	5.1	1	1
153...	50	20	20	20	20	8500	4.3
156...	27	11	11	11	10	16000	5.4
157...	6	5	5	5	3
159...	25	7	7	7	7	16000	5.1	1
160...	32	14	14	14	13	14500	5.4
161...	69	21	21	21	20	14500	5.3	1
162...	24	11	10	10	1	10	9000	4.3	1
163...	*26	11	11	11	8	11500	4.9	1	1
164...	10	8	8	8	6	10000	3.8
165...	24	11	11	11	9	10000	4.9
166...	7	3
167...	38	13	13	13	11	14500	5.6
168...	10	4
170...	50	18	18	18	16	9000	4.2	1	1
171...	35	13	13	13	13	8500	4.4
172...	44	17	17	17	15	8500	4.3
173...	64	18	18	18	18	9000	4.6	2
174...	22	6	6	6	6	13500	5.5	1
175...	18	6	6	6	6	18500	6.0
176...	31	8	8	8	8	18000	5.9
177...	55	20	20	20	18	15000	5.2	1
178...	13	5	4	4	1	5	12000	4.6
179...	15	5	5	5	5	12500	4.4
180...	33	11	11	11	11	11500	4.9
181...	36	15	15	15	15	11000	5.2
182...	72	29	29	29	28	14500	5.5
183...	6	2
184...	18	5	5	5	3	1
185...	69	25	25	25	24	13000	5.2
186...	19	6	6	6	5	11500	4.8	1
187...	5	1
188...	22	6	6	6	5	20000	6.2
189...	39	17	17	16	1	15	21000	6.3
190...	24	10	10	10	8	25000	5.9	1
191...	46	14	14	14	14	19000	6.1
192...	45	16	16	16	15	16500	5.7	1
193...	21	7	7	7	7	23000	5.9
194...	7	3
195...	75	17	17	17	17	19500	6.5	1
196...	26	8	8	8	7	12000	6.1	1
197...	15	7	7	7	5	...	4.8	2
24.....	*8174	2939	2874	2868	6	45	40	5	...	20	2518	17000	5.4	226	133	3.9	3	104
1...	...	1
3...	190	65	62	62	...	1	1	2	55	22000	5.9	3	3
4...	35	10	10	10	6	13000	5.8	3
5...	50	15	13	13	...	2	2	14	10500	5.6	1
8...	150	87	87	87	63	9500	3.7	2	2
9...	50	13	13	13	11	12000	5.6	1	1
10...	54	16	15	13	2	1	1	12	11000	5.6	4	1
11...	36	10	10	10	9	11500	5.8	1
12...	41	13	13	13	10	12000	5.3	3	2
13...	8	4
14...	35	16	16	16	16	11000	4.8
15...	56	22	22	22	22	10500	5.0	1
16...	13	6	6	6	6	11500	5.0
20...	25	14	14	14	9	11000	4.6
22...	22	9	9	9	8	10500	4.6	1
23...	25	9	9	9	9	11500	4.9
24...	10	6	6	6	5	9000	4.0	1
25...	44	19	19	19	17	10500	4.9	1
26...	16	7	7	7	4	2
27...	54	21	21	21	20	21000	5.3
28...	112	43	43	43	39	24000	5.3	1
29...	29	12	12	12	9	22000	5.6	1
30...	.9	4
31...	15	7	7	7	6	11500	4.5	1
32...	50	18	18	18	14	11000	4.6	3
33...	42	15	15	15	14	11500	5.1
34...	20	9	9	9	9	11000	4.6
35...	18	7	7	7	6	9500	4.7	1
40...	16	5	5	5	5	12000	5.2
41...	47	18	18	18	18	9500	4.7	1
42...	21	6	6	6	5	12000	5.0	1	1
43...	105	36	35	35	34	20000	5.6	1	1
44...	32	16	16	16	7	11000	4.4
45...	18	7	7	7	16	11000	5.2
46...	12	6	6	6	5	15000	5.8
47...	24	10	10	10	10	11500	4.9
48...	44	16	15	15	...	1	1	15	10500	4.5	1	1
49...	5
50...	91	38	32	31	1	3	3	3	32	19000	5.3	6	56	3.8	...	2

Table 2.—CHARACTERISTICS OF HOUSING UNITS, BY BLOCKS; 1960—Con.

["Total population" contains no persons in group quarters unless preceded by asterisk; one asterisk (*) denotes less than 10 percent; two asterisks (**), 10 percent or more]

Blocks within census tracts	Total population	All housing units by condition and plumbing									Occupied housing units							
		Total	Sound			Deteriorating			Dilapidated	Owner occupied			Renter occupied			Occupied by non-white	1.01 or more persons per room	
			Total	With all plumbing facilities	Lacking some or all facilities	Total	With all plumbing facilities	Lacking some or all facilities		Total	Average value (dollars)	Average number of rooms	Total	Average contract rent (dollars)	Average number of rooms			
							With flush toilet	No flush toilet										
51...	29	17	16	16	..	1	1	15	10000	4.8
52...	40	16	16	16	16	10500	4.9
53...	40	17	17	17	14	12500	5.2	1
54...	23	11	11	11	10	10500	4.8
55...	15	7	7	7	5	15500	5.4	1
56...	9	5	5	5	4	1
57...	6	2
58...	28	12	12	12	11	10000	4.4	1
59...	36	15	15	15	14	10000	4.6
60...	32	14	14	14	14	10500	5.0	1
61...	34	10	10	10	10	26000	6.0	1
62...	16	6	6	6	6	26000	5.8
63...	23	5	5	5	5	25000	6.8	1
64...	35	14	14	14	13	12000	5.1	1	1
65...	56	21	20	20	..	1	1	19	10500	4.7	1	2
67...	14	9	9	9	5	11500	4.6	1
68...	2	3
69...	36	23	23	23	15	14000	5.1	1
74...	60	18	18	18	17	15000	5.2	1	1
75...	61	18	18	18	17	14500	5.2
76...	62	18	18	18	18	15500	5.6
77...	128	37	37	37	36	17000	5.5	1	1
78...	229	75	72	72	..	3	1	2	71	14500	5.3	2
79...	27	10	8	8	2	..	5	..	6.0	5	..	3.4	..	1
80...	29	11	11	11	10	12500	5.2	1
81...	64	25	18	18	7	..	16	23000	6.6	1	1
82...	16	8	8	8	7	18500	5.3
83...	19	7	7	7	6	12500	5.7
84...	26	10	10	10	9	12500	5.2
85...	208	52	52	52	45	14000	5.4	5	113	5.0	..	7
86...	58	15	15	15	15	18000	6.1
87...	60	19	19	19	19	16000	5.3	1
88...	72	21	21	21	17	15000	5.8	1
89...	75	18	18	18	17	16000	5.7	1	3
90...	**68	17	17	17	16	16000	5.6	2
91...	31	9	9	9	9	15500	5.7
92...	28	8	8	8	8	15500	5.8
93...	88	29	29	29	29	15500	5.4
94...	106	32	32	32	30	18500	6.0	1	1
95...	59	19	17	17	..	2	2	16	24000	6.1	1	3
96...	64	21	21	21	19	21000	6.3	1
97...	52	20	20	20	18	23000	5.8	1	1
98...	56	21	20	19	1	1	1	17	24000	6.6	2
99...	90	35	34	34	..	1	1	33	36000	6.9	1	1
101...	57	25	17	17	..	8	7	1	20	20000	6.6	2	1	..
102...	102	30	29	29	..	1	1	24	18500	6.5	5	..	3.0	..	1
103...	110	34	34	34	34	14000	5.6	1
104...	80	23	23	23	21	12500	5.2	1
105...	40	14	14	14	13	16000	5.6	1	1
106...	44	11	11	11	11	15500	5.7	1
107...	102	29	29	29	28	15500	6.0	1
108...	76	19	19	19	19	14000	5.4	2
109...	40	12	12	12	12	14500	5.5	1
110...	59	20	20	20	18	12000	5.2	1
111...	79	26	26	26	26	11000	4.8	1
112...	89	26	26	26	26	11500	5.0	3
113...	99	26	26	26	25	12000	5.2	1	2
114...	80	26	26	26	23	11000	4.9	1	4
115...	102	26	26	26	25	12500	5.1	3
116...	41	12	12	12	12	11000	5.6
117...	28	8	8	8	7	11000	5.3	1	2
118...	24	10	10	10	10	8500	4.1
119...	39	10	10	10	9	10000	4.8	1	2
120...	90	39	39	39	20	11500	5.0	14	118	3.3	..	1
121...	*92	30	30	29	1	21	11000	5.0	8	..	3.4	..	2
122...	39	15	15	15	14	28000	6.1
123...	36	10	10	10	9	10000	4.8	1	2
124...	18	12	12	12	6	9500	4.5	2
125...	26	9	9	8	1	8	10000	5.0	1
126...	28	9	9	9	8	11500	5.6	1
127...	13	8	8	8	8	7000	4.4
128...	39	10	10	10	10	10500	5.0	2
129...	20	7	7	7	6	14500	5.8
130...	25	10	8	8	..	2	2	9	11500	4.7	1	1
131...	22	9	8	8	..	1	1	8	9500	4.8	1	1
132...	23	7	7	7	..	1	1	6	12500	5.5	1
133...	26	10	10	10	8	12500	5.1	1
134...	27	9	8	8	1	..	9	12000	5.6
135...	29	13	13	13	7	14500	5.0	5	..	3.4
136...	15	9	9	9	8	11500	4.9
137...	32	14	14	14	14	13500	4.9	1
138...	11	4
139...	11	4
140...	21	7	7	7	6	21000	6.7
141...	34	13	10	10	..	2	2	..	1	..	7	17000	6.0	4
142...	19	7	7	7	7	15000	6.4
143...	37	9	6	6	..	3	3	8	13000	6.3	1

Table 2.—CHARACTERISTICS OF HOUSING UNITS, BY BLOCKS: 1960—Con.

["Total population" contains no persons in group quarters unless preceded by asterisk; one asterisk (*) denotes less than 10 percent; two asterisks (**), 10 percent or more]

Blocks within census tracts	Total population	All housing units by condition and plumbing									Occupied housing units							
		Total	Sound			Deteriorating			Dilapidated	Owner occupied			Renter occupied			Occupied by non-white	1.01 or more persons per room	
			Total	With all plumbing facilities	Lacking some or all facilities	Total	With all plumbing facilities	Lacking some or all facilities		Total	Average value (dollars)	Average number of rooms	Total	Average contract rent (dollars)	Average number of rooms			
							With flush toilet	No flush toilet										
144...	28	9	8	8	...	1	1	8	12000	5.0	1	1	
145...	30	7	5	5	...	2	2	6	12500	6.5	1	1	
146...	27	9	9	9	7	11500	5.1	2	
147...	12	5	5	5	4	13500	5.9	1	
148...	21	9	9	9	8	15000	5.4	2	
149...	11	6	6	6	5	15000	5.8	1	
150...	23	11	11	11	9	20000	6.5	2	
151...	33	20	20	20	15	20000	5.8	2	
152...	26	13	13	13	10	14000	5.6	3	
153...	24	9	9	9	7	1	
154...	33	13	13	13	11	13000	5.4	1	
155...	26	8	8	8	7	15500	6.4	
156...	33	10	9	9	...	1	1	10	12000	5.7	
157...	24	8	8	8	7	12500	5.9	1	
158...	28	10	9	9	...	1	1	8	12000	5.0	2	
159...	29	9	9	9	9	15000	5.6	
160...	24	8	8	8	8	15000	6.4	2	
161...	19	10	10	10	5	27000	7.8	2	1	...	
162...	30	15	15	15	7	17000	6.3	6	...	3.0	...	2	
163...	25	9	9	9	9	12500	6.0	
164...	26	9	8	8	...	1	1	9	12000	5.1	1	
169...	26	12	12	12	6	11000	2.7	6	103	1.0	...	6	
170...	*26	7	5	5	...	2	2	2	5	...	2.2	
171...	22	19	19	19	19	306	1.4	
172...	129	52	52	52	44	26000	5.6	3	
173...	851	323	322	322	...	1	1	280	26000	5.4	9	151	5.6	...	3	
174...	7	2	
175...	10	5	5	5	4	1	
176...	23	14	14	14	5	...	4.2	8	91	2.0	...	3	
177...	9	5	5	5	2	3	
178...	16	7	7	7	2	5	77	4.0	
182...	18	6	6	6	5	17000	5.8	1	
183...	25	10	10	10	7	24000	6.0	2	
184...	17	9	9	9	8	21000	6.3	
185...	39	13	13	13	12	27000	6.5	1	
186...	12	5	4	4	...	1	1	5	...	8.0	
187...	27	6	6	6	4	2	
188...	23	7	7	7	7	22000	6.1	
189...	2	1	
192...	17	9	9	9	7	21000	5.4	
193...	44	15	13	13	2	13	20000	6.6	1	1	
194...	14	5	5	5	4	
195...	15	6	6	6	5	20000	6.6	1	
196...	7	3	
197...	8	2	
198...	34	9	9	9	7	36000	8.1	1	
200...	16	7	7	7	5	27000	6.2	
201...	10	4	
202...	51	18	17	17	...	1	1	17	21000	5.9	
203...	33	12	12	12	11	24000	6.5	
204...	39	15	14	14	1	12	21000	6.3	1	
205...	11	4	
206...	39	15	15	15	12	15500	5.3	2	
207...	49	20	20	20	20	14500	5.3	1	
208...	15	5	5	5	5	20000	6.2	
25.....	*8381	2862	2770	2758	12	79	71	4	4	13	2518	13500	4.9	108	89	4.4	2	179
1...	76	25	25	25	19	12500	4.8	2	2	
2...	27	8	8	8	6	14500	5.3	
3...	32	10	10	10	9	15000	5.1	1	
5...	16	7	7	7	6	13000	4.7	
6...	20	6	6	6	5	13500	5.2	1	
7...	127	39	39	39	35	13000	5.1	2	3	
8...	86	39	37	37	...	2	2	22	13000	5.0	5	61	3.6	...	1	
9...	190	68	66	66	...	2	2	52	20000	5.3	5	80	3.6	...	3	
11...	19	9	9	9	7	16500	5.1	2	
12...	54	16	16	16	15	9500	4.2	1	3	
13...	6	2	
14...	10	3	
15...	56	16	16	16	16	9000	4.1	1	
16...	52	16	16	16	15	9500	4.3	1	3	
17...	12	5	5	5	3	
18...	38	14	14	14	11	9000	4.5	
19...	65	15	15	14	1	15	8500	4.3	5	
21...	9	4	
22...	28	6	5	5	...	1	1	6	11000	5.7	1	
26...	11	3	
29...	11	6	6	6	4	
30...	19	6	6	6	6	...	4.2	
31...	35	12	12	12	11	11500	5.0	1	
32...	16	6	6	6	5	8500	4.6	1	
33...	35	14	14	14	13	8500	4.6	1	
34...	25	12	12	12	11	8500	4.1	1	
35...	37	12	12	12	12	11000	4.5	1	
36...	60	32	32	32	20	10000	4.8	1	
37...	18	16	16	16	7	8500	4.6	

Table 2.—CHARACTERISTICS OF HOUSING UNITS, BY BLOCKS: 1960—Con.

["Total population" contains no persons in group quarters unless preceded by asterisk; one asterisk (*) denotes less than 10 percent; two asterisks (**), 10 percent or more]

Blocks within census tracts	Total population	All housing units by condition and plumbing								Occupied housing units									
		Sound				Deteriorating				Owner occupied			Renter occupied			Occupied by non-white	1.01 or more persons per room		
		Total	With all plumbing facilities	Lacking some or all facilities	Total	With all plumbing facilities	Lacking some or all facilities	Dilapidated	Total	Average value (dollars)	Average number of rooms	Total	Average contract rent (dollars)	Average number of rooms					
			With flush toilet	No flush toilet															
39...	11	6	5	5	...	1	1	2	2
40...	325	142	141	141	...	1	1	139	12500	4.4
41...	168	38	38	38	36	10500	5.0
42...	131	38	38	38	31	9500	4.9
43...	448	135	135	135	109	15000	5.3	...	79	4.6
44...	10	7	7	7	3
45...	74	18	18	18	18	10000	5.2	2
46...	51	14	14	14	14	10000	5.1	1
47...	49	12	12	12	10	11000	5.1	4
48...	100	24	24	24	23	11000	4.8	...	1	2
49...	40	15	13	13	2	...	15	8500	4.2	1
50...	57	16	16	16	15	9000	4.5	...	1	4
51...	59	20	20	20	19	8500	4.4	2
52...	27	12	12	12	12	8500	4.3
53...	21	8	8	8	8	8500	4.4
54...	44	17	17	17	14	9000	4.4	2
55...	53	15	15	15	14	8500	4.4	...	1	2
56...	32	14	14	14	13	8500	4.4
57...	51	14	14	14	13	8000	4.4	4
60...	46	14	14	14	14	8500	4.5
61...	50	16	16	16	15	9000	4.2	...	1	2
62...	25	8	8	8	7	9000	4.1	...	1
63...	13	4	1
64...	56	16	16	16	16	8500	4.3	1
65...	52	16	16	16	16	9000	4.2	2
66...	41	43	43	43	11	15500	5.4	2
67...	47	12	12	12	11	18500	5.5
68...	29	8	8	8	7	17500	6.0	...	1
69...	97	26	26	26	24	13500	5.3	...	1	2
70...	79	26	26	26	25	14000	5.2	...	1
71...	97	26	26	26	26	14000	5.4	2
72...	97	26	26	26	23	12500	5.4	...	2	3
73...	63	21	21	21	18	12000	4.7	2
74...	66	20	20	20	18	14000	5.4
75...	46	11	11	11	11	14000	4.9	3
78...	54	15	15	15	14	21000	5.9
79...	61	18	18	18	15	18500	5.7	2
80...	85	24	24	24	24	18500	5.6	2
81...	138	32	32	32	28	16500	5.6	...	3	3
82...	119	32	32	32	32	15500	5.6	3
83...	140	34	34	34	34	16000	5.6	3
84...	35	12	12	12	12	15000	4.8	1
85...	39	12	12	12	9	15000	5.4	...	2
86...	92	25	25	25	25	15000	5.2	1
87...	30	12	8	7	1	3	2	1	...	1	11	...	2.5	1	4
89...	208	83	49	42	7	24	17	3	4	10	74	...	2.5	8	78	2.3	26
90...	140	78	78	75	3	69	3500	2.9	9	102	3.2	2
91...	93	23	23	23	21	18500	5.9	1
92...	32	7	7	7	6	20000	5.7	1
93...	10	3
94...	52	16	16	16	14	19500	5.8	1
95...	114	23	23	23	22	22000	6.4	2
96...	104	26	26	26	24	17500	6.0	...	1	1
97...	59	18	18	18	17	18500	6.0
98...	69	26	26	26	22	18000	5.5
99...	261	91	91	91	68	18500	5.5	...	2	3
101...	22	14	14	14	10	14500	4.9
102...	8	6	6	6	2
103...	56	16	16	16	14	17500	5.2	2
104...	17	7	7	7	7	14500	4.9
105...	77	25	25	25	25	16000	5.4	1
106...	39	12	12	12	12	16000	5.3
107...	147	46	46	46	42	13500	5.4	...	2	1
108...	*130	40	40	40	35	13500	5.2	...	5	107	5.8	...	2
109...	112	39	39	39	38	13500	5.1	...	1	2
110...	17	6	6	6	6	13500	5.2
112...	59	22	20	20	...	2	2	19	15500	5.6	1
113...	46	20	20	20	16	13000	5.1	...	1	2
114...	29	18	18	18	10	14500	4.7
115...	142	55	55	55	48	10000	4.8	...	5	82	4.6	...	4
116...	77	44	44	44	39	9500	3.9	...	2
117...	92	52	52	52	47	10000	4.0	...	2	1
118...	30	12	12	12	8	11000	4.8	...	3	1
119...	33	11	11	11	11	12500	4.7	1
120...	36	19	19	19	17	12000	4.9	...	1
121...	88	28	28	28	25	13000	5.0	...	3	1
122...	80	30	26	26	...	4	4	28	19000	5.2	...	2	1
123...	60	24	19	19	...	5	5	21	15500	5.3
124...	73	28	25	25	...	3	3	27	15500	5.3	...	1
125...	45	12	9	9	...	3	3	12	18500	5.8
126...	39	12	9	9	...	3	3	12	16000	5.8
127...	138	35	30	30	...	3	5	34	16000	5.6	1
128...	101	27	19	19	...	8	8	26	15500	5.8	...	1	1
129...	71	24	24	24	24	17500	5.4
130...	82	24	15	15	...	9	9	24	11500	4.9	2
131...	141	65	65	65	62	10500	4.5	...	1	1
132...	72	26	26	26	23	11000	4.8	...	1	1

Table 2.—CHARACTERISTICS OF HOUSING UNITS, BY BLOCKS: 1960—Con.

["Total population" contains no persons in group quarters unless preceded by asterisk; one asterisk (*) denotes less than 10 percent; two asterisks (**), 10 percent or more]

Blocks within census tracts	Total population	All housing units by condition and plumbing									Occupied housing units							
		Total	Sound			Deteriorating			Dilapidated	Owner occupied			Renter occupied			Occu- pied by non- white	1.01 or more per- sons per room	
			Total	With all plumb- ing facil- ities	Lack- ing some or all facil- ities	Total	With all plumb- ing facil- ities	Lacking some or all facilities		Total	Average value (dollars)	Average num- ber of rooms	Total	Average con- tract dollars	Average num- ber of rooms			
								With flush toilet										No flush toilet
45...	27	9	9	9	8	12500	5.3	
46...	27	10	10	10	9	16000	5.2	
47...	17	9	9	9	7	18000	5.4	1	
48...	29	12	12	12	10	12000	5.8	2	
50...	64	17	17	17	16	16000	5.9	1	
51...	38	20	20	20	18	12000	4.7	
55...	1	
57...	2	1	
58...	6	2	
59...	2	1	
61...	18	7	7	7	6	10000	4.0	2	
62...	64	23	23	23	21	1500	5.5	1	
63...	27	10	10	10	9	13000	5.1	1	
65...	32	11	11	11	8	13000	5.3	2	
66...	26	11	11	11	10	14000	4.9	
67...	16	9	9	9	9	14000	4.9	
68...	34	10	10	10	10	11500	5.5	
69...	27	8	8	8	7	11500	5.9	1	1	
70...	72	20	20	20	19	11000	5.2	1	2	
71...	39	15	15	15	14	11000	4.8	1	
72...	19	8	8	8	6	7500	4.8	2	
73...	2	
74...	4	
75...	11	4	
78...	17	7	7	7	5	...	5.0	2	
80...	10	4	
81...	8	5	5	5	
84...	6	3	6	10000	4.5	
85...	15	8	8	8	6	10000	4.5	1	
86...	33	14	14	14	12	10000	4.6	1	
87...	47	22	20	20	...	2	2	19	10500	4.5	2	
88...	56	24	24	24	23	12000	4.7	1	1	
89...	44	21	21	21	20	10000	4.4	
90...	44	17	17	17	16	15500	5.1	
91...	25	11	11	11	10	15500	5.6	1	
92...	31	18	18	17	...	1	15	10500	4.1	2	
93...	27	12	12	12	11	10500	4.4	1	
94...	55	19	19	17	...	2	17	12500	5.4	1	
95...	49	20	20	20	20	11000	4.6	
96...	30	11	11	11	11	12000	5.3	
97...	36	14	13	13	...	1	1	14	9000	4.7	
98...	26	11	11	11	11	9500	4.5	
99...	14	8	8	8	7	7500	4.1	
100...	10	4	
101...	16	8	8	8	7	11000	4.4	
102...	17	6	4	4	...	2	2	2	4	2	
103...	15	8	8	8	7	13000	5.1	
104...	10	5	5	4	...	1	5	13000	4.8	1	
105...	50	16	11	11	...	3	2	1	...	12	8500	5.0	4	1	
106...	56	21	20	20	1	18	9500	5.2	1	1	
107...	8	4	1	
108...	29	14	14	14	10	10500	4.7	1	1	
109...	53	22	22	22	18	15000	5.7	3	
110...	60	22	22	22	19	11000	5.2	2	
111...	32	10	10	10	9	17000	5.9	
112...	28	16	16	16	13	11000	4.4	2	
113...	**36	11	11	11	6	13000	5.3	4	1	
28.....	5296	2235	2202	2193	9	23	21	1	1	10	2057	12500	4.9	83	73	4.6	...	55
1.....	2	1
3.....	25	8	8	8	6	9500	4.8	1	
4.....	47	21	21	21	18	9000	4.4	2	
5.....	38	18	18	18	18	8000	4.4	
6.....	48	16	16	16	13	8000	4.6	3	
7.....	19	4	
8.....	15	2	3	
9.....	81	20	20	20	19	10500	5.0	1	
10.....	25	12	11	11	10	8000	4.8	
13.....	16	8	8	8	8	9000	4.0	2	
14.....	23	6	6	6	6	8000	4.8	
15.....	17	7	7	7	6	7500	4.2	1	1	
16.....	32	12	12	12	12	10000	4.6	2	
17.....	21	5	5	5	3	2	
18.....	26	10	10	10	10	8500	4.4	
19.....	37	13	13	13	12	9000	5.1	1	
20.....	67	25	24	23	1	22	7500	4.6	2	2	
22.....	2	
23.....	...	1	
24.....	22	8	7	7	...	1	1	6	10000	4.7	2	1	
25.....	27	15	15	15	13	9500	4.5	1	
26.....	29	15	15	15	13	8000	4.5	1	
27.....	30	12	10	9	1	2	2	11	7500	4.6	1	
28.....	25	8	6	6	...	1	1	8	8500	5.0	2	
29.....	70	29	28	28	...	1	1	25	7000	4.2	1	
30.....	70	29	28	27	1	1	1	29	7500	4.2	1	
31.....	46	17	17	16	1	13	10000	5.1	3	1	
32.....	44	17	17	17	14	8500	4.6	3	

Table 2.—CHARACTERISTICS OF HOUSING UNITS, BY BLOCKS: 1960—Con.

["Total population" contains no persons in group quarters unless preceded by asterisk: one asterisk (*) denotes less than 10 percent; two asterisks (**), 10 percent or more]

Blocks within census tracts	Total population	All housing units by condition and plumbing									Occupied housing units							
		Total	Sound			Deteriorating			Dilapidated	Owner occupied			Renter occupied			Occupied by non-white	1.01 or more persons per room	
			Total	With all plumbing facilities	Lacking some or all facilities	Total	With all plumbing facilities	Lacking some or all facilities		Total	Average value (dollars)	Average number of rooms	Total	Average contract rent (dollars)	Average number of rooms			
								With flush toilet										No flush toilet
33...	51	15	9	9	...	5	5	1	13	7000	4.0	2	2
34...	40	16	16	16	15	9000	4.5
35...	156	75	75	74	1	55	15000	4.9	2	1
36...	40	19	19	19	18	8500	4.3	1
37...	20	7	7	7	7	8000	4.1	1
38...	48	20	20	20	19	9000	4.7	1	1
39...	...	4
40...	...	1
41...	28	11	10	10	...	1	...	1	10	9500	4.8	1
42...	19	8	8	8	8	8000	4.4	1
43...	4	2
44...	8	2
45...	32	13	12	12	...	1	1	11	7000	3.9	2	1
46...	10	5	5	5	5	9500	4.0
50...	12	5	5	5	4
51...	7	3
52...	3	1
54...	3	1
55...	6	4	2
56...	20	14	14	13	1	5	7000	3.8	2	2
57...	10	3
58...	2	1
59...	3	4
60...	8	5	5	5	1	4
61...	9	2
62...	3	1
63...	19	15	15	15	10	14000	4.9
64...	48	23	23	23	23	10500	4.5
65...	46	25	25	24	1	21	11500	4.9
66...	...	1
67...	17	12	12	12	10	8500	4.0
69...	24	13	13	13	13	9500	4.0
70...	53	16	16	16	16	13500	5.6	1
71...	4	4
72...	9	2
73...	19	8	7	7	1	6	9000	4.3	1
74...	101	45	44	43	1	1	1	42	12000	5.0	1	1
75...	11	8	7	7	...	1	1	5	9000	4.2
76...	32	18	16	16	...	2	2	18	9000	4.5
77...	43	15	15	15	14	10500	5.3	1
78...	48	19	19	18	1	16	12000	4.9	2
79...	39	16	16	16	15	14000	5.5	1
80...	39	16	16	16	16	13500	5.4
81...	64	24	24	24	23	11500	4.9	1
82...	54	21	21	21	19	13000	5.4	2
85...	39	20	20	20	20	12000	5.1
86...	28	15	13	13	2	14	11000	4.4	1
87...	25	10	10	10	7	12000	5.7	2
88...	6	2
89...	39	16	16	16	16	13500	5.4
90...	44	20	20	20	20	13500	5.1
91...	27	12	12	12	12	15500	5.3
92...	40	16	16	16	16	13500	5.2
93...	50	20	20	20	20	13500	5.0
94...	33	17	17	17	17	13000	4.7
95...	39	17	17	17	17	12000	4.9
96...	71	26	26	26	26	13000	4.9
97...	40	14	14	14	12	12500	5.1	2	1
98...	43	17	17	17	16	14500	5.1	1
99...	28	12	12	12	11	10500	4.7	1
100...	36	14	14	14	14	13000	5.0
101...	29	15	15	15	15	15000	5.3
102...	39	15	15	15	15	15000	5.3	1
103...	34	15	15	15	15	14000	5.3
104...	43	16	16	16	16	15000	4.8
105...	40	16	16	16	16	13500	5.4	1
106...	31	16	16	16	15	13000	5.2
107...	42	16	16	16	13	13500	5.2	2
108...	36	16	16	16	16	13500	5.2
109...	39	16	16	16	16	15000	5.3
110...	37	16	16	16	16	15000	5.3	1
111...	35	16	16	16	15	13000	5.0
112...	34	16	16	16	16	15000	5.4
114...	17	17	17	17	17	16000	5.1
115...	29	16	16	16	13	13500	5.0	1
116...	81	22	22	22	19	11500	4.7	3	4
117...	35	13	12	12	...	1	1	...	8	11000	5.0	4	1
118...	99	23	23	23	22	12500	5.3	4
119...	36	16	16	16	16	14000	5.1
120...	31	16	16	16	15	14000	5.1	1
121...	29	16	16	16	15	15500	5.2
122...	34	16	16	16	14	15000	5.5	1
123...	39	16	16	16	16	12500	4.9
124...	37	15	15	15	15	15500	4.9	1
125...	48	16	16	16	16	14000	5.4
126...	50	15	15	15	15	14500	5.3
127...	26	11	11	11	11	14500	5.4

Table 2.—CHARACTERISTICS OF HOUSING UNITS, BY BLOCKS: 1960—Con.

["Total population" contains no persons in group quarters unless preceded by asterisk (*); one asterisk (*) denotes less than 10 percent; two asterisks (**), 10 percent or more]

Blocks within census tracts	Total population	All housing units by condition and plumbing									Occupied housing units								
		Sound					Deteriorating				Dilapidated	Owner occupied			Renter occupied			Occupied by non-white	1.01 or more persons per room
		Total	Total	With all plumbing facilities	Lacking some or all facilities	Total	With all plumbing facilities	Lacking some or all facilities		Total		Average value (dollars)	Average number of rooms	Total	Average contract rent (dollars)	Average number of rooms			
								With flush toilet	No flush toilet										
128...	54	20	20	20	20	13500	5.2	
129...	35	16	16	16	16	13500	5.0	
130...	38	18	14	14	...	2	2	2	17	14500	5.3	
131...	163	68	68	68	68	15000	5.1	
132...	38	16	16	16	16	17000	5.3	
133...	35	16	16	16	16	14000	5.1	
134...	16	9	9	9	9	14000	5.1	
135...	33	16	16	16	15	13000	5.2	1	
136...	30	10	10	10	9	14000	5.9	
137...	26	12	12	12	12	13500	5.3	
138...	23	8	8	8	7	15000	5.4	1	
139...	39	17	17	17	16	13500	5.6	
140...	28	10	10	10	10	13500	5.5	
141...	33	16	16	16	16	13000	5.3	
142...	33	16	16	16	16	13000	4.9	
143...	32	16	16	16	15	13500	5.0	
144...	27	16	16	16	14	15500	5.1	1	
145...	83	32	32	32	32	13000	5.0	
146...	64	28	28	28	25	13000	4.6	3	
147...	46	20	20	20	20	13000	4.8	
148...	32	16	16	16	15	13500	4.8	1	
149...	33	16	16	16	16	14500	5.1	
150...	35	17	17	17	17	15000	5.2	
151...	33	16	16	16	16	15000	4.9	
152...	29	16	16	16	16	14000	4.9	
153...	39	16	16	16	16	14500	5.1	
154...	38	16	16	16	15	12000	5.0	
155...	30	15	15	15	15	13000	5.1	
156...	33	16	16	16	15	13500	5.1	
157...	24	10	10	10	10	14000	5.4	
158...	33	14	14	14	13	15500	5.5	1	
159...	36	12	12	12	12	12000	5.0	1	
160...	35	15	15	15	13	12500	4.5	2	
161...	28	11	11	11	8	11500	4.9	3	1	
162...	30	16	16	16	16	15000	5.3	
163...	36	16	16	16	16	14500	5.1	
164...	31	16	16	16	16	15000	5.0	
165...	32	16	16	16	16	15000	5.1	
166...	43	20	20	20	20	14500	4.8	
167...	39	16	16	16	15	13500	5.1	
29.....	*4682	2132	2080	2049	31	40	36	3	1	12	1576	10500	4.6	385	80	3.7	1	75	
1...	7	3	
3...	4	2	
5...	7	3	
7...	7	7	7	7	7	11500	4.7	
8...	15	7	7	7	13	10000	4.4	4	1	
8...	45	19	18	18	...	1	1	
9...	8	2	5	9500	4.0	1	
10...	12	6	4	4	...	2	2	28	10500	4.4	1	
11...	77	30	29	29	...	1	1	7	11500	4.6	1	
12...	20	8	8	8	
13...	55	19	19	19	18	12500	5.0	1	
14...	40	16	16	16	15	11500	4.6	1	
15...	55	25	25	25	...	1	1	22	10500	4.8	2	
16...	67	26	26	26	26	11000	5.1	
17...	11	7	6	6	1	6	9000	3.3	
18...	12	6	6	6	5	...	4.6	1	
19...	10	5	5	5	5	11500	5.0	2	
20...	61	27	27	27	27	11500	4.7	
21...	54	23	23	23	22	14500	5.0	1	
22...	29	13	13	13	12	15500	5.3	
23...	37	12	11	11	...	1	1	11	12000	4.6	1	
24...	24	9	9	9	9	10500	5.2	
25...	29	13	13	13	9	11000	4.0	4	
26...	11	5	5	5	3	1	
27...	7	3	5	221	4.0	...	1	
29...	60	24	23	23	...	1	1	19	9000	4.6	
30...	41	23	23	23	17	11000	4.5	
31...	33	17	17	17	13	14500	4.6	1	
32...	31	13	13	13	12	13000	4.8	1	1	
33...	44	18	17	17	...	1	1	14	15000	5.3	3	
34...	35	17	17	17	14	15000	5.5	
35...	359	207	206	204	2	1	1	201	5000	3.0	1	
38...	65	20	20	20	18	15000	5.6	2	
39...	22	12	12	12	9	13500	4.6	2	
40...	40	16	11	11	...	3	2	1	...	2	12	9000	4.3	3	2	
41...	6	4	
42...	11	8	5	5	...	2	2	1	5	7500	4.0	1	
43...	25	16	12	12	...	4	4	6	8500	4.8	3	1	
44...	12	8	8	8	5	13500	5.0	
45...	20	8	8	8	8	14500	5.0	
47...	12	6	6	6	2	4	
49...	37	13	13	13	11	8500	4.3	2	2	
50...	29	15	15	15	13	8500	4.7	
51...	18	10	10	10	5	9000	4.0	3	
52...	24	11	11	11	9	7500	3.8	2	
53...	36	16	15	15	...	1	1	7	8000	5.0	4	

Table 2.—CHARACTERISTICS OF HOUSING UNITS, BY BLOCKS: 1960—Con.

["Total population" contains no persons in group quarters unless preceded by asterisk: one asterisk (*) denotes less than 10 percent; two asterisks (**), 10 percent or more]

Blocks within census tracts	Total population	All housing units by condition and plumbing									Occupied housing units							
		Total	Sound			Deteriorating			Dilapidated	Owner occupied			Renter occupied			Occupied by non-white	1.01 or more persons per room	
			Total	With all plumbing facilities	Lacking some or all facilities	Total	With all plumbing facilities	Lacking some or all facilities		Total	Average value (dollars)	Average number of rooms	Total	Average contract rent (dollars)	Average number of rooms			
								With flush toilet										No flush toilet
54...	5	1
55...	20	9	9	9	7	6500	4.3	2
57...	29	9	8	8	...	1	9	6500	4.6	1
58...	31	13	13	13	11	9000	4.5	1	1
59...	32	11	11	11	9	9000	4.7	1	1	1
60...	7	3
63...	9	4
64...	...	1
65...	4	2
69...	15	6	6	6	1	5	68	3.4
70...	17	8	7	7	...	1	...	1	...	3	3	1
73...	18	7	7	7	5	16000	5.4	2	1
75...	20	10	9	9	...	1	1	6	8000	5.0	3
76...	13	6	5	5	1	6	7500	3.7
77...	24	8	8	8	8	10000	3.9
78...	25	5	5	5	5	...	4.8	2
79...	10	5	5	4	1	4	2
80...	43	21	21	21	18	9500	4.2	2
81...	39	19	19	19	16	9000	4.0	2
82...	26	15	15	15	11	9000	4.9	1
85...	32	16	16	16	9	7500	4.2	6	73	3.5	1
86...	45	20	20	20	17	10000	4.6	1
87...	44	21	21	21	20	8500	4.8
88...	13	6	6	6	...	1	4	1
89...	45	19	18	18	...	1	1	18	800	4.9
90...	65	29	29	27	2	27	8500	4.6
91...	59	24	24	24	14	9500	4.4	8	70	3.9
92...	42	23	23	22	1	16	9000	4.4	3
93...	31	12	12	12	8	9000	5.1
96...	29	15	15	15	10	8500	4.5	1	1
97...	43	21	21	21	16	10500	4.4	3
98...	74	30	30	30	23	10000	4.9	4	1
99...	54	23	23	23	21	9000	4.2	2
100...	60	22	22	20	2	15	8000	4.5	7	59	4.4	5
101...	57	23	23	23	17	9000	4.9	4
103...	67	35	35	33	2	20	9000	4.7	10	69	4.8	1
104...	44	21	21	21	13	10500	4.9	3
105...	38	16	16	16	9	12000	4.7	6	83	4.3	1
107...	86	39	38	38	...	1	1	32	9500	4.6	7	64	3.3	2
108...	113	52	52	51	1	44	10500	4.8	8	66	3.8	1
109...	363	157	155	146	9	2	1	...	1	111	10000	4.1	42	70	3.3	14
110...	63	31	30	21	9	1	...	1	...	16	12500	4.4	13	43	3.5	1
111...	8	4
112...	3	2
114...	1	1
115...	24	16	16	16	4	10	...	2.1	1
116...	47	18	14	14	...	1	1	8	9500	5.8	9	42	3.8	3
117...	65	35	35	35	12	10500	4.7	18	81	3.7	1
118...	30	17	17	17	12	10500	4.5	4	2
119...	26	15	15	15	10	13000	5.4	3
120...	41	17	17	17	9	11500	4.8	6	75	4.7
122...	34	16	16	16	14	12500	6.0
123...	68	28	28	28	26	12500	5.6	1
124...	40	13	13	13	10	17500	5.8	1	2
125...	30	12	12	12	12	13500	5.8
126...	47	17	16	16	...	1	1	12	11000	5.6	4	1
127...	78	44	44	44	14	12000	5.0	18	121	3.4	1
128...	*73	28	26	26	...	1	1	7	...	4.1	19	71	3.8	3
129...	71	38	37	37	...	1	1	14	8000	4.4	19	66	3.4	1
130...	78	35	35	35	20	10500	4.8	14	67	3.4
131...	27	10	10	10	8	13000	6.1	2
132...	35	15	15	15	14	11500	5.3	1	1
133...	41	14	14	14	10	16000	7.1	3
134...	27	13	13	13	5	...	5.4	...	91	4.2	2
135...	34	14	14	14	11	14000	6.7	2
136...	19	8	8	7	1	5	11000	5.4
137...	24	22	22	22	2	12	121	1.6	4
138...	29	14	14	14	7	10500	4.9	6	67	3.5
139...	47	17	17	17	15	13000	5.5
140...	42	16	16	16	15	14000	6.3	1
141...	51	26	26	26	17	12000	5.1	9	78	4.2
142...	31	16	14	14	...	2	2	8	9000	5.3	6	77	3.8
30.....	*3328	1614	1251	1244	7	307	295	11	1	56	1280	9500	4.7	174	64	3.8	2	45
2...	27	17	17	17	12	9500	4.5	1
3...	25	11	11	11	11	8500	4.5
4...	41	21	21	21	17	9000	4.1	1
6...	46	25	24	24	...	1	1	22	9500	4.3	1
7...	30	30	30	30	19	10500	4.7	7	69	3.7
8...	37	26	24	24	...	2	2	18	10000	4.3	1
9...	47	20	20	20	19	9000	4.6
10...	44	19	15	15	...	4	4	16	7000	4.1	2
11...	42	18	16	16	...	2	2	15	8000	4.3	3	2
12...	35	16	14	14	...	1	1	...	1	15	8500	4.2	1
13...	13	4
16...	50	22	19	19	...	3	3	18	9000	4.4	4

Table 2.—CHARACTERISTICS OF HOUSING UNITS, BY BLOCKS: 1960—Con.

["Total population" contains no persons in group quarters unless preceded by asterisk; one asterisk (*) denotes less than 10 percent; two asterisks (**), 10 percent or more]

Blocks within census tracts	Total population	All housing units by condition and plumbing										Occupied housing units							
		Sound					Deteriorating					Dilapidated	Owner occupied			Renter occupied			
		Total	Total	With all plumbing facilities	Lacking some or all facilities	Total	With all plumbing facilities	Lacking some or all facilities	With flush toilet	No flush toilet	Total		Average value (dollars)	Average number of rooms	Total	Average contract rent (dollars)	Average number of rooms	Occupied by non-white	1.01 or more persons per room
17...	51	27	24	24	...	3	3	16	8500	4.4	4	
18...	87	31	30	29	1	1	1	26	10000	4.9	2	
19...	39	17	16	16	...	1	1	13	11000	5.2	3	
20...	25	14	11	11	...	2	1	...	1	1	12	11000	4.7	
21...	45	18	17	17	...	1	1	16	11000	4.8	1	
22...	40	12	12	12	11	13000	6.2	1	1	
23...	42	20	20	20	18	12000	4.8	1	
24...	49	24	24	24	20	11000	4.7	1	
25...	54	25	25	25	24	11500	4.7	1	
26...	47	24	24	24	24	11000	4.8	
27...	14	6	6	6	3	1	
28...	35	19	18	17	1	1	1	13	8500	5.2	3	
29...	39	23	21	21	...	2	2	19	8500	4.3	3	
30...	51	28	22	22	...	5	3	2	...	1	20	9000	4.7	3	1	
31...	32	18	18	18	14	10000	5.0	3	1	
32...	54	24	24	24	20	10000	4.9	4	2	
33...	36	18	18	18	14	8500	4.6	1	
34...	41	19	19	19	17	9500	4.8	1	
35...	51	19	18	18	17	12000	4.6	2	
36...	37	16	16	16	13	13500	5.7	2	
37...	36	15	15	15	14	12500	5.6	
38...	55	21	21	21	17	11000	5.6	2	1	
39...	47	24	24	24	21	11000	5.0	3	
40...	53	21	21	21	17	12000	5.4	4	1	
41...	44	18	18	18	17	11500	5.4	
42...	56	22	22	22	19	12000	5.3	2	1	
43...	34	18	16	14	2	1	1	1	13	9000	4.5	3	1	
44...	42	22	21	20	1	1	1	14	9000	4.1	6	62	3.8	...	2	
45...	40	19	18	18	...	1	1	15	9000	4.4	4	
46...	45	18	18	18	17	11000	4.8	
47...	36	17	17	17	17	11500	4.5	1	
48...	37	19	19	19	18	12000	4.9	
49...	42	22	22	22	20	12000	4.8	1	
50...	4	
51...	20	9	9	9	8	12500	4.8	1	
52...	47	18	18	18	15	10500	4.7	3	
53...	29	14	13	13	...	1	1	13	11000	4.9	1	1	
54...	17	9	8	8	...	1	1	9	7000	4.2	1	
55...	12	6	5	5	6	8000	4.2	
56...	12	6	5	5	1	6	8000	4.2	
58...	27	13	13	13	13	9000	4.0	
59...	10	5	4	4	1	5	11000	3.8	2	
60...	69	31	31	31	29	10000	4.5	1	1	
61...	44	18	15	15	...	3	3	16	9000	4.8	1	3	
62...	70	32	30	28	2	2	1	1	25	9000	4.6	6	51	3.5	
63...	13	8	7	7	...	1	1	6	9500	4.7	
64...	33	20	20	20	14	8000	4.4	
65...	46	24	23	23	...	1	1	19	9500	4.4	2	1	
66...	28	12	10	9	1	...	2	12	8000	5.1	1	
67...	33	19	9	9	...	10	10	16	8500	4.9	1	1	
68...	16	8	4	4	...	2	2	2	7	10000	4.3	
69...	52	26	11	11	...	13	12	1	...	2	18	9000	4.6	5	51	3.0	...	1	
70...	30	8	8	8	...	10	10	2	14	9000	4.6	1	1	
71...	57	27	6	6	...	16	16	5	21	9000	4.6	5	...	3.6	...	2	
72...	65	27	5	5	...	20	17	3	...	2	20	7500	4.7	5	48	3.2	...	1	
73...	45	24	5	5	...	14	13	1	...	5	15	8000	4.6	7	51	3.3	...	1	
74...	45	22	7	7	...	9	9	6	19	8500	4.6	1	1	
75...	54	27	11	11	...	16	16	22	9500	4.5	4	
76...	19	16	7	7	...	5	5	4	13	8000	4.2	1	2	
77...	28	15	7	7	...	7	7	1	8	7000	4.6	5	73	4.0	...	2	
78...	21	14	14	14	10	7000	4.1	1	
79...	31	14	4	4	...	6	5	1	...	4	7	8000	4.6	4	
80...	*67	26	7	7	...	14	14	5	18	7500	4.6	3	1	
81...	29	13	12	12	1	9	8000	4.8	3	1	
82...	21	9	2	2	...	7	7	6	8500	4.0	3	
83...	46	22	20	20	2	17	7000	4.4	3	
84...	34	24	4	4	...	19	19	1	17	7500	4.5	3	1	
85...	39	24	5	5	...	14	14	5	13	7500	4.5	5	...	2.6	
86...	31	20	19	19	1	6	8500	4.2	8	58	3.9	1	...	
87...	10	6	6	6	...	4	4	7	10500	4.9	
88...	45	21	21	21	15	10000	4.8	2	
89...	38	19	18	18	...	1	1	12	10500	4.8	4	1	
90...	13	9	8	8	...	1	1	1	5	7500	4.4	1	
91...	36	22	21	21	...	1	1	14	8000	4.1	3	1	
92...	30	16	15	15	...	1	1	12	10000	4.3	2	
93...	34	13	12	12	...	1	1	12	10000	4.3	1	
31.....	*1770	804	500	498	2	211	199	11	1	93	520	9500	4.7	159	64	3.9	2	44	
1...	38	20	12	12	...	7	6	1	...	1	12	8500	4.1	3	1	
2...	40	20	8	8	...	11	11	14	8500	4.3	3	1	
3...	52	33	5	4	1	23	21	2	...	5	13	6500	4.7	10	57	2.9	...	2	
4...	29	21	10	10	...	9	7	2	...	2	12	9500	4.4	3	3	
5...	56	21	12	12	...	8	7	1	...	1	16	10500	4.6	3	1	
6...	42	19	15	14	1	3	3	16	7500	4.2	3	2	
7...	54	17	6	6	...	6	5	1	...	5	11	7000	4.3	5	62	4.8	...	1	
8...	37	20	7	7	...	10	10	3	13	8000	4.8	2	3	
9...	66	30	12	12	...	8	8	10	13	8500	4.9	10	58	4.2	

Table 2.—CHARACTERISTICS OF HOUSING UNITS, BY BLOCKS: 1960—Con.

["Total population" contains no persons in group quarters unless preceded by asterisk; one asterisk (*) denotes less than 10 percent; two asterisks (**), 10 percent or more]

Blocks within census tracts	Total population	All housing units by condition and plumbing									Occupied housing units								
		Sound					Deteriorating				Dilapidated	Owner occupied			Renter occupied			Occupied by non-white	1.01 or more persons per room
		Total	With all plumbing facilities	Lacking some or all facilities	Total	With all plumbing facilities	Lacking some or all facilities		Total	Average value (dollars)		Average number of rooms	Total	Average contract rent (dollars)	Average number of rooms				
							With flush toilet	No flush toilet											
10...	42	17	12	12	5	8	6000	4.4	7	58	3.3	...	3	
11...	55	22	10	10	...	9	8	1	...	3	13	7500	4.3	7	43	3.9	...	3	
12...	65	32	7	7	...	9	9	16	11	6500	4.4	13	51	3.6	1	2	
13...	32	19	6	6	...	8	6	2	...	5	11	8000	4.3	6	41	2.7	
14...	32	20	7	7	...	10	9	3	15	7500	4.3	1	1	2	
15...	60	32	9	9	...	16	16	7	14	8000	4.8	12	59	3.9	...	2	
16...	42	22	7	7	...	9	9	6	14	8500	4.7	4	...	1	...	3	
17...	61	23	7	7	...	11	11	5	14	8000	4.4	6	55	4.2	...	2	
18...	29	12	7	7	...	5	5	2	8	8000	4.6	4	
19...	31	13	2	2	...	9	8	1	9	9000	4.2	3	
20...	32	14	7	7	...	4	4	3	11	9000	4.9	2	
21...	46	21	8	8	...	10	10	1	14	7000	4.4	2	1	
22...	53	17	8	8	...	8	8	3	13	8500	4.8	4	
23...	60	23	13	13	...	5	5	5	15	8500	4.8	6	52	4.0	...	2	
24...	6	1	
25...	16	7	7	7	7	10500	4.9	
26...	22	8	8	8	7	13000	5.7	
27...	53	21	21	21	16	12500	5.1	3	2	
30...	108	47	47	47	31	10500	4.5	10	134	4.6	
31...	31	19	19	19	15	11500	4.7	
32...	22	10	10	10	9	14000	5.3	
33...	17	10	10	10	7	11500	4.4	1	1	
34...	13	8	8	8	4	
35...	58	27	26	26	...	1	1	20	10500	5.4	4	
36...	57	26	26	26	17	11000	5.3	5	74	4.4	...	1	
37...	34	15	15	15	13	10000	4.8	1	
38...	*71	20	20	20	18	12000	5.3	1	2	
40...	52	22	22	22	16	12000	5.0	1	2	
41...	59	24	24	24	17	11500	5.0	5	...	4.2	...	1	
42...	45	23	23	23	17	13500	5.2	4	
43...	52	28	28	28	16	11500	4.8	6	75	3.8	...	1	
32.....	3002	1507	1185	1178	7	303	296	7	...	19	1052	12500	5.2	289	67	3.7	...	30	
1...	31	13	9	9	...	4	4	12	22000	7.6	
2...	72	34	18	18	...	16	16	24	19500	6.2	8	56	4.3	...	3	
3...	34	25	11	11	...	11	9	2	...	3	11	14500	4.4	8	86	2.1	...	3	
4...	68	37	16	16	...	21	20	1	20	7500	4.3	12	64	1.8	
5...	16	9	9	9	6	10500	4.7	1	
6...	12	5	5	5	5	...	4.8	
7...	7	4	
8...	3	2	
9...	9	5	5	5	4	
10...	12	6	3	3	...	2	2	1	6	7000	4.2	
11...	58	26	19	19	...	7	7	22	9500	4.3	2	1	
12...	54	24	19	19	...	5	5	13	9500	4.7	10	128	3.8	...	1	
13...	49	24	6	6	...	18	18	18	9500	4.4	4	
14...	118	54	16	16	...	33	33	5	37	9000	5.0	10	69	5.1	...	1	
15...	24	12	3	3	...	9	9	9	8500	5.8	2	
16...	33	21	3	3	...	16	16	2	11	8500	4.8	7	56	3.9	
17...	122	70	14	14	...	54	53	1	...	2	46	9000	5.0	13	62	4.5	
18...	47	24	14	14	...	9	9	1	20	10000	5.1	1	
19...	51	26	12	12	...	14	13	1	20	11000	4.8	6	73	4.0	...	1	
20...	31	18	15	15	...	3	3	16	11500	4.8	1	
21...	45	19	15	15	...	4	4	19	13000	5.0	
22...	34	19	16	16	...	3	3	16	13500	5.1	2	
23...	37	20	20	20	18	10000	5.1	
24...	59	28	28	28	25	10000	4.6	1	1	
25...	60	28	28	28	23	11000	4.8	5	56	3.4	...	2	
26...	43	16	16	16	12	12000	5.4	4	
27...	28	17	17	17	9	13000	4.9	5	96	2.6	
28...	34	17	17	17	15	12000	5.1	
29...	51	20	19	19	1	20	10500	5.1	
30...	54	23	23	23	20	11500	5.3	2	
31...	23	10	10	10	8	15000	5.0	
32...	43	26	4	4	...	22	22	19	8500	4.3	5	54	3.4	
33...	43	22	10	10	...	11	11	21	10500	4.7	1	
34...	42	19	7	7	...	12	12	17	10500	4.8	1	
35...	38	18	13	13	...	5	5	13	9000	4.2	3	
36...	18	8	8	8	6	13000	4.2	2	
37...	21	11	11	11	5	...	4.4	3	
38...	30	16	15	15	...	1	1	12	11500	4.8	3	1	
39...	37	17	17	16	1	12	11000	5.4	5	...	3.4	
40...	71	36	34	34	...	2	2	21	11000	4.5	10	64	3.8	...	1	
41...	23	12	11	11	...	1	1	9	10000	4.7	1	1	
42...	56	28	28	28	20	13000	5.1	3	
43...	43	28	28	27	1	16	12500	5.4	8	53	3.9	...	2	
44...	56	33	32	32	...	1	1	14	10000	4.2	15	52	3.3	...	1	
45...	34	18	18	18	3	10	82	3.8	
46...	58	29	29	28	1	17	13500	5.4	7	60	3.7	
47...	60	34	34	34	14	11500	4.9	14	68	3.4	...	2	
48...	44	24	24	24	17	12000	4.9	4	
49...	49	28	27	27	...	1	1	19	14500	5.2	2	1	
50...	91	36	34	34	...	2	2	27	15000	4.9	9	75	3.6	...	2	
51...	10	6	6	6	3	1	
52...	15	8	8	8	7	17500	5.6	
53...	24	11	11	11	10	16500	5.7	

City Block Characteristics

Table 2.—CHARACTERISTICS OF HOUSING UNITS, BY BLOCKS: 1960—Con.

["Total population" contains no persons in group quarters unless preceded by asterisk; one asterisk (*) denotes less than 10 percent; two asterisks (**), 10 percent or more]

Blocks within census tracts	Total population	All housing units by condition and plumbing									Occupied housing units							
		Total	Sound			Deteriorating			Dilapidated	Owner occupied			Renter occupied			Occupied by non-white	1.01 or more persons per room	
			Total	With all plumbing facilities	Lacking some or all facilities	Total	With all plumbing facilities	Lacking some or all facilities		Total	Average value (dollars)	Average number of rooms	Total	Average contract rent (dollars)	Average number of rooms			
54...	32	13	13	13	11	19500	6.1
55...	53	27	27	27	19	13000	5.6	7	67	4.4
56...	55	28	28	27	1	17	13000	5.5	9	62	3.2
57...	70	41	34	34	...	7	7	16	11000	5.4	19	56	3.6
58...	54	27	27	27	16	10000	5.3	6	67	3.7
59...	31	12	12	12	12	18500	5.9
60...	32	12	12	12	12	18500	6.3
61...	25	11	11	11	10	20000	6.1	1
62...	33	15	15	15	14	15000	5.5
63...	33	14	14	14	13	16000	5.6	1
64...	26	13	13	13	11	17000	6.5	1
65...	31	13	13	13	12	21000	7.7	1
66...	50	16	16	16	14	17500	6.9	1
67...	37	33	31	31	2	2	2	21	13000	5.6	6	71	4.7
68...	44	26	23	20	3	3	2	14	11500	4.9	7	46	3.7
69...	31	26	18	18	...	2	2	7	...	5.3	6	58	4.0
70...	45	31	31	31	19	10500	5.4	6	...	3.8
71...	27	14	13	13	...	1	1	8	12500	6.0	4
72...	26	9	9	9	7	22000	6.6	2
73...	22	8	8	8	8	19500	6.0
33.....	*2778	1302	1265	1253	12	33	28	5	...	4	693	13000	5.5	429	79	3.6	3	46
1...	36	23	23	23	13	13000	6.3	6	64	2.0
2...	32	24	22	22	...	2	...	2	10	11500	4.9	4
3...	24	14	13	13	7	11500	5.6	7	69	4.6
4...	62	24	22	22	...	2	2	23	12000	5.7
5...	43	20	20	20	17	13500	5.6	3
6...	49	22	22	22	15	13500	5.3	4
7...	58	27	27	27	21	11500	5.3	4
8...	50	24	24	24	21	10500	4.9	2
9...	41	12	12	12	11	13000	5.5
10...	21	6	6	6	6	10500	8.0	2
11...	47	23	22	22	...	1	1	20	9500	5.4	1
12...	73	29	29	29	17	13500	5.4	11	72	4.2
13...	35	18	18	18	14	12500	5.3	3
14...	75	31	30	30	...	1	1	19	11000	5.3	10	76	4.7	...	2
15...	86	37	37	37	2	22	10500	5.4	12	98	4.7
16...	69	35	33	33	...	2	2	16	11000	5.4	14	56	4.1	...	2
17...	38	32	31	29	2	1	1	14	11000	5.5	6	52	2.3	...	1
18...	55	31	30	30	1	16	13000	4.9	8	49	3.3
19...	42	51	45	44	1	6	3	3	9	13000	4.3	8	94	5.0	...	1
20...	18	15	14	14	1	3	7	79	3.1	
21...	60	35	29	29	...	5	5	1	14	12000	5.2	12	55	3.3	...	2
22...	55	23	19	19	...	4	4	9	11500	5.0	12	72	3.1	...	1
23...	**20	1
24...	54	23	23	23	18	14000	5.4	3	1
25...	73	26	26	26	18	14000	5.9	5	93	3.2
26...	238	80	80	80	2	70	87	3.8	...	18
27...	146	88	88	88	3	70	86	3.8	...	2
28...	59	22	22	22	21	10000	5.4	1	1
29...	59	22	22	21	1	19	11000	5.3	1
30...	13	5	5	5	4
32...	30	9	9	9	9	9000	4.6
33...	43	15	15	15	13	9500	4.2	2	1
35...	92	49	49	49	12	15000	5.5	34	102	3.2
36...	49	19	19	19	17	14000	5.6	2
37...	52	33	30	30	...	3	3	4	25	82	3.2	...	1
38...	63	28	27	27	...	1	1	23	13500	5.1	5	76	3.2	...	2
39...	18	12	12	12	7	14000	6.1	1
40...	45	22	21	21	...	1	1	15	10500	4.7	4	2
41...	68	31	31	31	16	15000	6.2	12	57	3.0
42...	65	33	32	32	...	1	1	21	12000	5.2	10	53	3.3	1	1
43...	29	18	18	18	8	...	6.0	4
44...	29	16	16	16	5	...	6.4	9	77	3.8
45...	20	12	12	12	6	17000	7.0	4
46...	38	14	14	14	9	17500	8.4	4
47...	58	22	22	22	17	21000	7.5	2	2	...
48...	71	30	28	24	4	2	2	15	18500	7.0	10	62	2.8	...	1
49...	30	11	11	11	9	16500	5.8	1
50...	24	9	9	9	9	18500	6.1
51...	25	9	9	9	9	17500	8.2
52...	26	8	8	8	8	16000	7.1
53...	80	39	38	34	4	1	1	24	12000	5.3	13	74	3.2
54...	47	23	23	23	17	13500	5.3	3
55...	38	16	16	16	16	14000	5.8
56...	7	1
34.....	*2834	1609	1456	1371	85	137	124	13	...	16	622	12000	4.8	668	72	3.1	...	70
1...	**78	34	30	27	3	4	3	1	14	13000	5.3	12	65	3.6	...	1
2...	**87	43	39	39	...	4	4	17	15500	5.5	19	69	3.8
3...	56	20	20	18	2	16	17500	6.9	2	2
4...	56	22	20	20	...	2	2	21	20000	7.2
5...	61	32	30	30	...	2	2	23	13500	5.1	5	93	3.2	...	1
6...	66	37	32	32	...	4	4	1	20	9000	4.7	9	76	3.0	...	1
7...	54	26	24	24	...	2	2	22	12500	5.2	2
8...	66	42	39	39	...	3	3	11	13000	4.8	21	118	2.4	...	2
9...	35	21	13	13	...	6	6	2	11	10500	4.4	6	65	3.2

Table 2.—CHARACTERISTICS OF HOUSING UNITS, BY BLOCKS: 1960—Con.

["Total population" contains no persons in group quarters unless preceded by asterisk; one asterisk (*) denotes less than 10 percent; two asterisks (**), 10 percent or more]

Blocks within census tracts	Total population	All housing units by condition and plumbing									Occupied housing units								
		Sound			Deteriorating			Dilapidated	Owner occupied			Renter occupied			Occupied by non-white	1.01 or more persons per room			
		Total	With all plumbing facilities	Lacking some or all facilities	Total	With all plumbing facilities	Lacking some or all facilities		Total	Average value (dollars)	Average number of rooms	Total	Average contract rent (dollars)	Average number of rooms					
							With flush toilet										No flush toilet		
51...	40	33	15	12	3	18	14	4	10	13500	5.5	16	55	2.6	
52...	50	39	22	21	1	13	10	3	...	4	13	10500	4.8	17	56	2.8	
53...	40	39	24	24	...	14	6	8	...	1	4	23	55	2.6	...	1	
54...	31	42	17	17	...	23	11	12	...	2	5	...	4.0	18	52	2.6	
55...	23	28	12	12	...	15	11	4	...	1	4	10	51	2.8	...	1	
56...	24	32	12	12	...	20	20	4	10	147	2.7	...	1	
57...	37	22	22	21	1	5	...	6.0	16	27	2.0	...	3	
58...	20	18	18	18	7	...	6.1	6	63	3.8	
59...	72	80	78	74	4	2	1	1	8	...	3.8	47	89	3.0	
60...	58	67	63	63	...	4	...	4	11	19000	5.2	23	76	2.6	
61...	**46	37	37	37	10	31000	5.8	8	95	2.8	
62...	46	36	19	14	5	15	15	2	9	11000	4.3	20	53	2.8	1	...	
63...	73	74	43	40	3	31	27	4	21	15000	4.6	27	57	2.7	
64...	91	128	58	31	27	67	33	33	1	3	12	...	4.3	54	52	1.9	...	1	
65...	153	141	87	86	1	50	34	16	...	4	25	10500	4.0	72	62	3.9	
66...	104	90	40	38	2	49	48	1	...	1	19	16500	5.4	47	62	3.1	...	1	
67...	**68	71	44	40	4	27	17	10	12	12500	4.4	30	49	2.1	
36.....	*2817	2499	2192	2047	145	254	227	27	...	53	645	18000	5.6	994	80	2.9	...	34	
2...	5	5	5	5	3	
3...	31	33	33	33	4	15	109	3.1	
4...	50	36	36	36	11	23000	7.1	10	126	4.1	
5...	45	42	42	42	11	16500	5.3	13	87	3.3	
6...	60	83	80	80	...	3	3	9	12000	4.9	29	72	2.9	
7...	84	55	53	53	...	2	2	12	14000	4.9	35	66	3.0	...	2	
8...	45	27	26	26	...	1	1	18	12000	5.6	3	
9...	27	24	24	23	1	11	16500	6.2	5	78	3.8	
10...	**69	34	26	26	8	12000	5.9	18	81	3.3	
11...	**44	28	18	18	10	10	...	5.5	9	77	2.9	...	1	
12...	16	11	11	11	...	4	4	5	...	5.0	5	66	3.2	...	1	
13...	55	52	40	40	...	1	1	11	17	14500	4.8	18	62	3.6
14...	36	20	20	20	10	20000	6.7	8	90	3.4	
15...	51	24	24	24	14	14000	6.1	6	74	4.2	
16...	34	24	24	24	11	14500	5.0	5	58	4.2	
17...	52	44	44	44	17	15000	4.3	14	98	3.4	...	1	
18...	45	36	36	36	11	13500	5.3	17	131	3.7	
19...	44	35	35	35	6	...	6.7	22	117	3.3	
20...	30	30	30	30	5	...	4.6	10	118	3.1	...	1	
23...	4	18	18	18	2	
24...	7	10	10	10	5	19000	6.6	
25...	56	59	58	58	...	1	1	10	17500	5.8	23	78	2.2	...	1	
26...	41	24	24	24	16	16500	5.8	6	79	4.0	
27...	52	48	43	43	...	5	5	11	18000	5.5	19	70	2.8	
28...	36	19	19	19	14	13500	5.2	5	72	2.8	
29...	54	32	32	32	20	13000	4.3	6	86	2.8	...	1	
30...	51	42	25	24	1	15	14	1	...	2	17	19500	5.7	12	70	3.2	...	1	
31...	23	16	12	12	...	4	4	5	...	6.8	6	79	4.2	...	1	
32...	**40	41	32	30	2	8	8	11	16000	5.5	10	53	2.8	
33...	54	52	42	42	...	9	8	1	...	1	9	12500	5.1	18	84	3.8	...	1	
34...	42	50	43	42	1	6	5	1	...	1	7	...	6.1	17	80	2.2	...	1	
35...	40	26	24	24	...	2	2	13	12000	5.6	11	80	3.2	
36...	*64	50	50	50	10	20000	6.2	26	70	2.8	
37...	36	24	24	24	12	18500	6.3	4	
38...	27	29	28	28	...	1	1	12	16000	6.1	5	...	4.8	
39...	**30	31	31	31	6	17000	5.8	7	123	1.6	...	1	
42...	37	29	29	29	7	35000	6.1	14	106	3.4	...	1	
43...	54	54	51	51	3	13	19000	6.0	21	104	3.4	
44...	40	29	29	29	13	20000	7.2	12	97	3.5	
45...	53	60	60	50	10	13	18500	5.5	21	74	2.4	...	2	
46...	55	72	69	54	15	3	3	16	18000	4.5	20	65	2.7	...	2	
47...	56	47	47	...	6	6	6	17	15000	4.8	18	81	2.7	
48...	**60	54	30	26	4	22	20	2	...	2	13	11000	6.4	18	64	3.1	...	1	
49...	51	59	43	41	2	15	13	2	...	1	9	14000	6.3	21	69	3.1	...	1	
50...	65	53	30	25	5	21	17	4	...	2	11	...	5.5	25	71	2.7	...	2	
51...	56	56	44	38	6	12	7	5	14	22000	5.1	21	73	2.2	
52...	45	52	48	38	10	4	4	15	19500	5.7	16	92	3.4	
53...	41	49	49	41	8	7	12000	6.4	22	87	2.6	
54...	24	27	27	27	4	12	98	2.8	
55...	33	32	30	27	3	2	2	4	16	120	2.9	...	1	
56...	10	6	6	6	6	...	2.2	
57...	3	2	
59...	62	44	42	41	1	2	2	12	29000	6.6	26	71	2.2	...	3	
60...	47	40	40	40	16	19000	5.8	11	81	3.7	
61...	88	90	83	64	19	7	5	2	10	15000	5.1	58	63	2.7	
62...	*100	97	55	48	7	35	30	5	...	7	14	12500	4.2	47	66	2.9	
63...	47	43	41	37	4	2	8	...	4.0	23	81	2.8	...	1	
64...	77	67	39	36	3	27	27	1	11	20000	4.7	40	70	2.7	...	3	
65...	**69	51	36	35	1	12	12	3	9	...	3.8	20	75	2.3	...	4	
66...	60	73	62	36	26	11	8	3	15	21000	6.4	28	64	2.3	
67...	42	39	33	29	4	6	6	6	27000	6.2	24	84	2.6	
68...	35	25	21	18	3	4	3	1	10	25000	7.9	12	75	2.5	
69...	27	24	21	15	6	3	3	1	23	80	1.1	...	1	
37.....	*2554	1312	1291	1288	3	14	12	2	...	7	834	19500	6.6	262	80	3.8	1	12	
1...	14	9	9	9	5	25000	6.6	1	
2...	19	9	9	9	9	27000	6.3	

Table 2.—CHARACTERISTICS OF HOUSING UNITS, BY BLOCKS: 1960—Con.

["Total population" contains no persons in group quarters unless preceded by asterisk (*) denotes less than 10 percent; two asterisks (**), 10 percent or more]

Blocks within census tracts	Total population	All housing units by condition and plumbing								Occupied housing units							
		Total	Sound		Deteriorating			Dilapidated	Owner occupied			Renter occupied			Occupied by non-white	1.01 or more persons per room	
			Total	With all plumbing facilities	Lacking some or all facilities	Total	With all plumbing facilities		Lacking some or all facilities	Total	Average value (dollars)	Average number of rooms	Total	Average contract rent (dollars)			Average number of rooms
							With flush toilet	No flush toilet									
3...	11	6	6	6	6	25000	7.5
4...	49	37	37	37	5	21000	6.8	27	71	2.3
5...	32	15	15	15	13	16000	5.8
6...	57	27	27	27	17	15000	5.7	8	79	3.8	...	1
7...	44	30	24	23	1	1	1	...	5	14	15000	5.2	10	63	3.4
8...	35	21	21	21	13	11500	5.7	4	1
9...	35	20	20	20	16	15000	5.8	2
10...	22	13	13	13	12	17000	5.9
11...	21	14	13	13	1	6	21000	7.5	3
12...	38	22	22	22	9	21000	6.6	7	65	3.7
13...	22	12	12	12	11	20000	7.1
14...	27	12	12	12	11	23000	7.5
15...	15	7	7	7	6	31000	8.7	1
16...	7	4
17...	22	7	7	7	7	22000	6.9
18...	19	10	10	10	8	25000	7.8
19...	37	15	15	15	13	19500	6.9	1
20...	41	20	20	20	13	15000	6.2	3
21...	18	8	8	8	8	13000	6.0
22...	33	16	16	16	15	15000	6.2
23...	19	13	13	13	8	13000	6.5	2
24...	61	31	29	29	...	2	2	16	18000	5.7	7	75	4.0	...	2
25...	5	1
26...	41	16	15	14	1	1	1	11	14000	5.1	4	1
27...	51	19	19	19	13	21000	6.9	4
28...	43	23	23	23	18	15000	6.2	2
29...	17	12	12	12	6	14500	6.5	1
30...	22	10	10	10	7	20000	6.9	1
31...	27	12	12	12	12	21000	8.1
32...	26	10	10	10	10	25000	7.3
33...	14	5	5	5	5	38000	11.0
34...	23	9	9	9	9	29000	8.0
35...	17	10	10	10	5	...	7.8	4
36...	5	4
38...	22	8	8	8	7	26000	7.7	1
39...	8	2
40...	36	13	13	13	10	25000	8.6	3
41...	16	9	9	9	9	24000	7.9
42...	37	11	10	10	...	1	1	11	23000	8.9
43...	**40	13	13	13	12	22000	7.3	1
44...	37	21	21	21	14	16500	6.2	4
45...	45	27	27	27	12	16000	5.7	14	60	3.3
46...	17	18	17	17	...	1	1	5	15000	5.8	5	...	4.6
47...	32	22	22	22	14	20000	6.1	2
48...	36	21	19	19	...	1	1	...	1	16	14000	4.6	2
49...	32	20	18	18	...	2	2	9	...	4.9	7	74	3.4
50...	38	20	20	20	15	19000	6.5	2
51...	51	22	22	22	17	16000	6.5	3
52...	57	30	30	30	19	15000	5.9	8	62	3.5
53...	19	20	19	19	...	1	1	5	18000	6.8	4
54...	24	17	16	16	...	1	1	13	13000	6.1	1
55...	58	27	27	27	11	15500	5.9	15	87	3.5	...	2
56...	32	20	20	20	14	17000	6.4	1
57...	28	12	12	12	8	20000	6.5	1	1
58...	23	12	11	11	...	1	1	8	18000	6.5	1
59...	24	12	12	12	9	19000	7.3	2
60...	35	13	13	13	11	23000	6.7	1	1
61...	27	12	12	12	11	23000	7.4
62...	27	13	13	13	11	20000	6.8	1
63...	18	6	6	6	5	31000	8.2	1
64...	43	13	13	13	11	28000	8.6	2
65...	18	9	9	9	6	28000	7.3
66...	24	9	9	9	6	30000	8.5	2	1	...
67...	22	9	9	9	8	20000	7.9
68...	28	18	18	18	14	23000	6.3	1	...
69...	27	12	12	12	10	21000	7.0	1
70...	32	16	16	16	10	21000	7.0	4
71...	48	33	33	33	12	15000	5.4	13	88	3.1
72...	51	34	34	34	16	16000	6.0	9	87	3.3	...	1
73...	25	15	15	15	12	20000	6.4	1
74...	54	31	31	31	11	18500	7.2	9	91	3.8
75...	14	14	14	14	6	17000	5.3	2
76...	24	12	12	12	5	18500	5.8	7	70	3.3
77...	**33	3
78...	17	13	13	13	4	3
79...	52	35	35	35	15	16000	6.6	14	85	4.3
80...	50	22	22	22	15	22000	6.1	3	1	...
81...	32	20	19	19	...	1	1	9	17500	6.1	5	79	3.2
82...	39	16	16	16	10	15000	6.0	6	80	4.2
83...	63	23	23	23	15	16500	7.1	5	103	4.2
84...	19	10	10	10	8	20000	7.8
85...	6	5	4	4	...	1	1	2
86...	25	10	10	10	7	30000	8.6	1
38.....	2384	1348	1299	1222	77	46	45	1	3	823	16000	5.6	302	81	3.1	1	25
1....	37	17	17	17	14	23000	5.4	3

Table 2.—CHARACTERISTICS OF HOUSING UNITS, BY BLOCKS: 1960—Con.

["Total population" contains no persons in group quarters unless preceded by asterisk: one asterisk (*) denotes less than 10 percent; two asterisks (**), 10 percent or more]

Blocks within census tracts	Total population	All housing units by condition and plumbing									Occupied housing units							
		Total	Sound			Deteriorating			Dilapidated	Owner occupied			Renter occupied			Occupied by non-white	1.01 or more persons per room	
			Total	With all plumbing facilities	Lacking some or all facilities	Total	With all plumbing facilities	Lacking some or all facilities		Total	Average value (dollars)	Average number of rooms	Total	Average contract rent (dollars)	Average number of rooms			
								With flush toilet										No flush toilet
2...	66	24	24	24	17	16000	5.2	7	78	3.7	...	1
3...	43	45	45	45	11	14500	5.0	11	131	2.3	...	2
4...	24	18	18	18	7	12000	4.1	4
5...	42	27	27	27	19	12500	4.7	4
6...	32	16	16	16	14	14000	5.8	1
7...	32	18	18	18	10	13500	5.6	4	1
8...	33	20	19	19	...	1	1	14	10000	5.1	2
9...	41	21	19	19	...	1	1	1	12	15500	6.0	6	53	3.7
10...	70	32	32	32	21	14500	5.7	6	83	3.8	...	2
11...	49	29	29	20	9	17	12500	5.2	11	44	1.2	...	1
12...	44	23	23	23	18	12500	5.2	4	1
13...	24	19	17	16	1	2	2	9	16000	4.9	4
14...	46	20	20	20	18	26000	6.0	1
15...	45	20	20	20	16	15500	5.1	4
16...	39	20	19	19	...	1	1	21	10000	4.8	4
17...	48	36	34	31	3	2	2	16	9500	5.0	6	73	2.0
18...	36	22	22	22	21	15500	5.4	4
19...	42	32	32	30	2	18	12000	4.9	6	64	3.5
20...	41	26	26	26	13	12000	5.1	11	70	3.0
21...	40	30	30	29	1	14	12500	5.4	10	78	4.2
22...	51	30	30	30	21	13500	5.1	5	...	3.2
23...	41	16	16	16	15	16500	6.9	1
24...	40	18	16	16	...	2	2	14	15500	5.8	2
25...	59	30	23	23	...	7	7	16	17000	5.5	7	78	2.4	...	1
26...	49	24	23	23	...	1	1	17	15500	5.9	6	69	4.2
27...	35	13	13	13	13	22000	5.9
28...	40	23	23	23	21	18000	6.0
29...	46	27	24	21	3	3	3	16	20000	5.8	5	65	2.6
30...	27	15	14	14	...	1	1	11	13000	4.6	1
31...	50	19	18	17	1	1	1	11	14500	5.7	7	80	4.3	...	2
32...	50	25	25	25	17	12000	4.9	6	74	5.0	...	1
33...	46	26	26	26	15	13500	5.1	7	60	2.3	...	1
34...	48	32	32	31	1	14	14000	5.7	11	87	3.5
35...	60	26	23	23	...	2	1	1	14	18000	6.9	4	4
36...	72	80	80	26	54	14	17000	5.6	36	82	1.4	...	4
37...	58	30	29	29	1	18	12000	5.3	10	58	2.5	...	1
38...	39	17	15	15	...	2	2	8	...	5.8	4	2
39...	37	20	20	20	16	20000	5.9	3
40...	34	19	19	19	16	18500	5.9	1
41...	25	12	9	9	...	3	3	12	20000	6.6
42...	27	11	11	11	7	26000	7.6	2	1	1
43...	39	16	16	16	11	29000	7.2	2
44...	21	10	9	9	...	1	1	9	22000	6.7	1
45...	23	10	10	10	9	20000	6.9
46...	42	23	21	21	...	2	2	18	16000	5.6	3
47...	26	14	11	11	...	3	3	11	19000	6.0	2
48...	40	23	21	21	...	2	2	12	13500	4.5	9	74	3.3
49...	28	13	11	11	...	2	2	10	13500	5.6	2
50...	23	20	20	20	8	14500	6.1	4	1
51...	40	19	19	19	14	16000	5.4	2	1
52...	69	30	26	26	...	4	4	22	14000	6.2	7	73	3.4
53...	51	27	27	26	1	17	19000	6.4	8	215	3.5
54...	40	25	25	24	1	19	14500	5.5	2
55...	40	31	31	31	15	13500	5.5	7	66	3.7
56...	35	26	26	26	11	12000	4.5	10	66	3.5
57...	59	33	30	30	...	3	3	16	16500	5.1	12	63	3.4	...	1
39.....	*1937	829	796	795	1	28	28	5	615	13000	5.2	131	74	3.6	1	13
1...	20	13	13	13	13	10500	4.8
2...	30	12	12	12	9	10500	4.4	2
3...	13	7	7	7	5	11500	5.6	2
6...	5	2
7...	2	1
8...	55	23	23	23	19	10000	4.8	2	1
9...	44	16	16	16	16	15500	5.3
10...	34	10	10	10	10	25000	6.8
11...	17	8	8	8	7	26000	6.3
13...	47	19	19	19	17	15000	5.5	1
14...	42	20	20	20	17	10500	4.7	1
15...	21	13	12	12	...	1	1	7	...	4.1	2
16...	6	3
19...	42	13	13	13	12	12000	5.8	1
20...	25	12	12	12	11	11000	5.1
21...	27	14	14	14	13	12500	5.2
22...	39	15	14	14	1	13	16500	5.5	1
23...	28	15	15	15	13	10500	4.9
24...	41	13	13	13	12	12000	5.4	1
25...	42	22	22	22	12	10000	4.5	10	72	2.7
28...	42	17	17	17	14	10000	5.4	3
29...	49	17	17	17	17	11500	5.1	1
30...	53	21	21	21	21	24000	6.7
31...	58	22	22	22	19	19500	6.4	1	1	...
32...	45	25	22	22	3	...	14	11000	4.9	5	73	4.2
33...	42	22	22	22	16	11500	4.8	4
34...	41	17	16	16	...	1	1	13	10000	5.2	3
37...	10	4
39...	27	10	10	10	10	13000	5.3

Table 2.—CHARACTERISTICS OF HOUSING UNITS, BY BLOCKS: 1960—Con.

[“Total population” contains no persons in group quarters unless preceded by asterisk; one asterisk (*) denotes less than 10 percent; two asterisks (**), 10 percent or more]

Blocks within census tracts	Total population	All housing units by condition and plumbing									Occupied housing units							
		Total	Sound			Deteriorating			Dilapidated	Owner occupied			Renter occupied			Occupied by non-white	1.01 or more persons per room	
			Total	With all plumbing facilities	Lacking some or all facilities	Total	With all plumbing facilities	Lacking some or all facilities		Total	Average value (dollars)	Average number of rooms	Total	Average contract rent (dollars)	Average number of rooms			
																		With flush toilet
40...	19	10	10	10	10	13500	5.4	
41...	**138	4	
42...	53	21	20	20	...	1	2	20	12000	5.2	1	
45...	45	21	19	19	...	2	1	14	10500	4.9	4	1	
46...	40	19	19	19	18	10500	4.8	1	
47...	66	27	24	24	...	3	3	18	16500	6.7	6	68	4.8	
48...	83	60	52	52	...	8	8	22	11500	5.5	17	64	3.2	...	1	
49...	26	18	15	15	...	3	3	11	10000	5.0	1	
50...	31	11	10	10	1	5	...	4.4	4	2	
51...	65	24	24	24	17	13500	5.1	7	106	2.9	...	2	
54...	24	10	10	10	7	18000	4.9	2	
57...	33	14	14	14	14	16500	5.5	
58...	4	2	
59...	27	10	10	10	9	11000	5.4	1	
60...	27	9	9	9	5	13000	5.2	4	
61...	11	5	5	5	5	...	5.0	
62...	42	21	19	19	...	2	2	15	9000	4.6	4	
64...	51	24	24	24	13	11000	4.5	10	85	3.4	...	1	
65...	29	20	19	19	...	1	1	10	13000	4.6	5	...	3.2	
66...	42	19	16	16	...	3	3	13	11500	5.1	6	57	3.8	
67...	18	13	12	12	...	1	1	8	8000	4.5	3	
68...	68	31	31	30	...	1	23	9500	4.8	7	60	3.6	...	1	
69...	28	17	17	17	14	9000	4.2	3	
70...	20	13	11	11	...	2	2	5	...	4.8	2	
40.....	*6112	2532	2515	2510	5	12	11	1	...	5	2114	19500	5.5	144	126	4.7	1	57
1...	32	10	10	10	9	23000	5.3	1	
3...	7	
6...	2	1	
7...	240	99	98	98	1	82	19000	5.5	5	...	5.6	...	2	
8...	26	12	12	12	11	15500	5.3	
9...	25	8	8	8	5	13500	5.8	3	
10...	13	3	
12...	3	1	
29...	9	4	
30...	9	2	
31...	6	3	
32...	18	11	9	9	2	6	10500	4.8	1	
34...	11	3	
35...	1	1	
36...	5	3	
37...	9	3	
38...	2	1	
39...	4	2	
40...	12	4	
41...	7	5	5	5	1	2	
42...	21	13	13	13	8	14000	4.8	
43...	15	4	
51...	4	2	
58...	7	2	
59...	110	37	37	37	31	16500	5.4	3	1	
60...	11	8	8	8	3	2	
61...	22	8	8	8	6	12000	4.5	1	1	
62...	16	7	6	6	...	1	1	5	...	4.8	1	1	
63...	16	10	9	9	...	1	1	1	3	1	
64...	8	3	
65...	12	4	
67...	3	1	
70...	9	4	
71...	27	9	9	9	9	36000	6.1	
74...	4	1	
75...	12	4	
78...	11	4	
79...	33	11	11	11	8	19000	6.1	
80...	3	1	
81...	35	10	10	10	8	18500	5.5	1	
82...	89	38	38	38	28	15000	5.3	1	2	
83...	58	24	24	24	21	12000	5.0	2	
84...	74	39	39	39	22	22000	5.5	1	1	
85...	60	30	30	30	22	15500	5.1	2	1	
86...	29	18	18	18	10	15500	5.2	1	
88...	46	17	17	17	17	11500	4.9	
89...	46	30	30	30	21	12000	4.7	1	
90...	78	28	27	27	...	1	1	19	13000	5.5	1	5	
91...	31	16	14	14	...	2	15	10500	4.7	
92...	31	20	20	20	18	10500	4.7	
93...	40	16	16	16	13	12000	5.4	1	
94...	53	20	20	20	19	12500	5.1	1	1	
95...	35	18	18	18	17	11500	4.8	1	
97...	50	21	21	21	18	12500	4.8	2	
98...	4	8	8	8	1	
99...	2	1	
100...	7	3	
101...	4	11	11	11	2	
102...	26	12	12	12	6	15000	5.7	1	
103...	3	10	10	10	1	

Table 2.—CHARACTERISTICS OF HOUSING UNITS, BY BLOCKS: 1960—Con.

["Total population" contains no persons in group quarters unless preceded by asterisk: one asterisk (*) denotes less than 10 percent; two asterisks (**), 10 percent or more]

Blocks within census tracts	Total population	All housing units by condition and plumbing									Occupied housing units							
		Sound				Deteriorating				Dilapidated	Owner occupied			Renter occupied			Occupied by non-white	1.01 or more persons per room
		Total	With all plumbing facilities	Lacking some or all facilities	Total	With all plumbing facilities	Lacking some or all facilities		Total		Average value (dollars)	Average number of rooms	Total	Average contract rent (dollars)	Average number of rooms			
							With flush toilet	No flush toilet										
198...	2	2
199...	13	8	8	8	7	20000	5.1
202...	19	9	9	9	7	34000	7.1
203...	22	9	6	6	3	3	8	30000	7.3	1
204...	48	18	18	18	18	28000	6.3
205...	20	10	10	10	9	28000	6.8
206...	18	7	7	7	7	29000	6.1
207...	*103	40	40	40	38	34000	7.7	1
208...	80	27	27	27	25	39000	6.7
209...	170	69	69	69	65	41000	7.2
41.....	3152	1547	1418	1360	58	114	109	5	...	15	1359	9000	4.0	115	70	3.4	1	42
1....	3	1	7	13500	2.9	4
2....	13	25	24	24	...	1	1	239	4500	2.6	4	1
3....	402	244	243	243	...	1	1	19	9000	4.4	1	1
4....	47	21	21	21	18	10000	4.3	4	1
5....	51	24	24	24	16	10000	4.1	2	2
6....	33	20	20	20	20	8500	4.0
7....	43	22	22	22	10	...	3.1
9....	19	10	10	10
10....	4	4
11....	154	101	100	57	43	1	96	3500	2.3	5	64	2.8	...	6
12....	13	8	2	2	...	5	2	3	2	6	1.5	1
13....	50	25	25	25	19	9000	4.6	1	1
14....	47	20	20	20	19	10000	4.7	2	1
15....	46	22	22	22	18	9500	4.7	2	1
16....	53	20	20	20	6	9000	4.5	1	1
17....	15	8	8	8	7	6500	4.6	5
18....	18	12	12	12	53	4500	2.8	5
19....	98	58	58	53	5	12	8500	4.5	6	81	3.2
20....	37	18	18	18
21....	44	16	15	15	...	1	1	15	9500	4.3	1	1
22....	12	6	5	5	...	1	1	4	1
23....	40	19	19	19	18	8000	4.3	1
24....	39	21	21	21	16	10000	4.4	1
25....	37	17	17	17	15	11000	4.5	2
26....	34	18	18	18	17	9000	4.8
27....	51	20	20	20	19	9500	4.7	1
28....	27	14	14	14	10	9500	4.6	4	1
29....	21	9	9	9	8	8500	4.1	1
30....	23	9	7	7	...	2	2	6	10000	5.0	2	1
32....	7	2	1
33....	17	8	5	5	...	2	1	1	6	...	4.3	1
34....	47	21	21	21	18	8500	4.4	2	1
35....	57	23	23	23	23	9000	4.5	2
36....	64	21	21	21	20	10000	4.7	1	1
37....	54	21	21	21	17	9000	4.6	2	1
38....	44	17	17	17	15	9000	4.5	1	2
39....	27	11	11	11	7	8000	4.3	4
40....	16	9	9	9	9	9000	4.4
42....	...	1
43....	3	1
44....	4	2	6	8500	4.3	2	1
46....	23	8	3	3	...	5	5	10	10000	5.0	2	1
47....	36	13	9	9	...	4	4	20	9500	4.4	1
48....	45	20	18	18	...	2	2	14	9500	5.0
49....	32	16	13	13	...	2	2	1	13	9500	4.5
50....	32	13	10	10	...	2	2	1	9	8500	4.6	2
52....	23	12	8	8	...	4	4
53....	14	4
54....	29	15	15	15	13	8500	4.6	1
55....	33	15	15	15	12	10500	5.2	3	1
56....	29	11	10	10	1	8	8500	4.9	2	1
57....	41	20	11	11	...	9	8	1	18	8500	4.2	1
58....	27	15	11	11	...	4	4	12	9000	4.5	2
59....	26	12	8	8	...	3	3	1	7	7500	5.0	4	1
60....	22	11	6	6	...	5	5	11	8500	4.4
61....	71	28	17	17	...	10	10	1	26	10000	4.6	2
62....	32	12	8	8	...	3	3	1	9	9000	4.7
63....	24	12	12	12	11	11500	4.7
64....	24	12	10	10	...	2	2	12	9000	4.6
65....	27	12	12	12	9	12000	4.2	2	1
66....	24	12	12	12	11	11000	4.5	1
67....	1	1
69....	9	3
70....	7	3	10	10000	4.8
71....	23	10	10	10	5	10000	4.6	4
72....	21	9	8	8	...	1	3	51	12000	4.9	1	2
73....	127	55	52	52	...	3	3	8	11500	5.4	2
74....	37	12	4	4	...	8	8	1	21	10500	4.5	2
75....	53	24	16	16	...	7	7
76....	58	28	22	22	...	6	6	25	11500	4.9	1
77....	39	16	16	16	15	16500	5.7
78....	62	28	24	24	...	4	4	27	11000	4.9	1
79....	10	8	7	7	...	1	1	6	11000	4.2
80....	49	20	18	18	...	2	2	16	11000	4.9	4
81....	54	32	28	19	9	1	1	26	8500	3.0	6	39	1.8	1	2

Table 2.—CHARACTERISTICS OF HOUSING UNITS, BY BLOCKS: 1960—Con.

["Total population" contains no persons in group quarters unless preceded by asterisk (*) one asterisk (*) denotes less than 10 percent; two asterisks (**), 10 percent or more]

Blocks within census tracts	Total population	All housing units by condition and plumbing									Occupied housing units							
		Total	Sound			Deteriorating			Dilapidated	Owner occupied			Renter occupied			Occupied by non-white	1.01 or more persons per room	
			Total	With all plumbing facilities	Lacking some or all facilities	Total	With all plumbing facilities	Lacking some or all facilities		Total	Average value (dollars)	Average number of rooms	Total	Average contract rent (dollars)	Average number of rooms			
																		With flush toilet
83...	1	1
86...	11	5	5	5	5	9500	4.6
87...	43	22	15	15	...	7	7	21	9500	4.3	1
88...	34	16	15	14	1	1	1	15	9000	4.3
89...	59	24	21	21	...	3	3	23	11500	4.7	1
90...	26	8	6	6	...	2	2	8	17500	6.5
42.....	*5339	2101	2037	2020	17	58	56	2	...	6	1713	11500	5.0	234	70	3.9	...	93
1...	40	20	20	20	14	12500	4.6	5	...	2.8
2...	78	28	28	28	25	10500	4.9	2	2
3...	60	19	19	19	15	11500	5.1	3
4...	98	32	32	32	28	11500	5.0	3
5...	88	32	31	31	...	1	1	30	9500	4.9	2	1
6...	16	4
7...	18	8	8	8	8	14500	5.0
8...	37	16	16	16	15	14000	5.1
9...	40	16	16	16	15	14500	5.0	1
10...	42	16	16	16	16	15000	5.1
11...	17	5	5	5	5	15000	5.2
12...	88	25	25	25	20	9500	5.2	4	5
13...	39	14	14	14	12	21000	6.1
14...	61	16	16	16	14	14000	6.1	2
15...	66	29	27	22	5	2	2	20	10000	4.5	7	60	3.4	...	1
16...	42	20	20	20	11	8000	5.0	7	51	4.3
17...	72	28	28	28	22	8500	4.5	4	2
18...	31	15	15	15	13	8000	4.8	1
19...	24	11	11	11	7	10000	4.7	2	1
20...	64	13	10	10	...	3	3	11	10500	6.2	2	3
21...	37	13	11	11	2	11	9500	5.1	2
22...	34	13	12	12	...	1	1	11	12500	5.3	1
23...	38	18	17	17	...	1	1	12	11500	4.7	1	2
24...	99	28	27	27	...	1	1	21	9000	4.3	5	...	4.0	...	7
25...	123	33	33	33	30	10500	4.6	2	7
27...	45	13	13	13	12	10000	5.0	1
28...	50	19	18	18	...	1	1	14	10500	4.9	3	3
29...	24	10	10	10	9	16000	5.9	1
30...	49	20	20	20	18	12000	5.1	1	1
31...	53	16	16	16	13	11000	4.6	3	1
32...	9	2
33...	20	7	7	7	7	9000	5.6
34...	44	16	16	16	14	13000	6.1	1
35...	49	15	15	15	14	10500	5.0	1	1
36...	79	32	28	28	...	4	4	18	7500	4.3	11	53	2.9	...	4
37...	28	10	10	10	9	8000	4.9	1
38...	48	22	19	19	...	3	3	18	8000	4.5	4	1
39...	11	5	5	5	4	1
40...	7	3
41...	29	9	9	9	7	11000	4.9	2	1
42...	23	17	16	15	1	1	1	10	9000	4.7	2	1
43...	26	13	12	11	1	1	11	9500	4.5	1
44...	47	14	14	14	14	9500	4.6	2
45...	18	9	7	7	...	2	2	5	...	5.2	3
46...	28	17	16	15	1	1	1	12	7500	4.9	3
47...	39	11	11	11	10	12500	5.6	1	1
48...	40	17	17	17	16	10500	4.8
49...	31	11	11	11	11	11000	5.3
50...	53	21	21	21	17	10000	4.5	3	1
51...	34	17	16	16	...	1	1	14	9000	4.4	2
52...	44	23	23	23	20	10000	4.9	1
53...	37	18	16	16	...	2	2	15	9500	4.7	2
54...	47	24	23	23	...	1	1	18	11500	4.9	4
55...	22	10	9	9	...	1	1	8	8000	4.4	1
56...	30	13	13	13	10	10000	4.3	1	1
57...	48	22	21	21	...	1	1	18	9500	4.3	4	1
58...	47	19	19	19	19	13500	5.3
59...	51	20	20	20	17	11500	5.1	1	1
60...	22	9	9	9	7	16000	5.4	2
61...	37	12	12	12	10	14000	6.0	1
62...	42	16	16	16	13	12500	5.3
63...	25	11	11	11	10	12500	4.9
64...	35	15	15	15	14	11500	4.6	1
66...	25	12	11	11	...	1	1	6	7500	5.0	4
67...	29	16	16	16	9	8000	4.3	3
68...	31	12	11	11	1	11	10000	4.5	2
69...	43	17	16	16	...	1	1	16	8500	4.4	1	2
70...	60	20	20	20	19	9500	4.6	1
71...	43	18	16	16	...	2	2	13	10500	4.9	1	1
72...	41	18	18	18	15	9000	4.5	2	2
73...	50	19	19	19	12	8500	4.9	5	51	3.8
74...	65	31	31	28	3	21	9500	4.6	6	57	3.0
75...	48	22	17	17	...	5	5	15	9000	5.1	5	49	3.4
76...	29	9	9	9	9	9500	4.2
77...	142	45	44	44	...	1	1	38	10000	4.4	4	5
78...	89	31	31	31	27	21000	5.4	3	1
79...	31	12	12	12	12	15000	5.2
80...	40	13	13	13	12	32000	6.3
81...	77	29	28	28	...	1	1	27	11000	5.2	1	1

Table 2.—CHARACTERISTICS OF HOUSING UNITS, BY BLOCKS: 1960—Con.

["Total population" contains no persons in group quarters unless preceded by asterisk: one asterisk (*) denotes less than 10 percent; two asterisks (**), 10 percent or more]

Blocks within census tracts	Total population	All housing units by condition and plumbing								Occupied housing units								
		Sound				Deteriorating				Dilapidated	Owner occupied			Renter occupied			Occupied by non-white	1.01 or more persons per room
		Total	With all plumbing facilities	Lacking some or all facilities	Total	With all plumbing facilities	Lacking some or all facilities	With flush toilet	No flush toilet		Total	Average value (dollars)	Average number of rooms	Total	Average contract rent (dollars)	Average number of rooms		
82...	60	21	19	19	...	2	2	20	10500	5.3	
83...	47	16	16	15	...	1	14	10500	4.6	1	1	
84...	41	14	14	14	12	10500	4.8	1	
85...	14	8	8	6	...	2	5	10000	4.8	1	
86...	40	16	16	16	14	13000	4.7	1	
87...	50	20	20	20	18	13000	4.7	
88...	11	5	5	5	4	
89...	44	11	11	11	11	35000	7.0	
90...	1	1	
91...	37	16	15	15	...	1	1	9	8000	4.8	6	57	4.0	...	1	
92...	64	28	26	25	...	1	2	1	...	25	8000	4.6	3	1	
93...	56	20	18	17	...	1	2	2	...	16	8000	4.1	4	
94...	7	4	
95...	26	8	8	8	6	7000	4.8	2	1	
96...	76	34	33	33	...	1	1	20	7500	4.6	9	55	4.0	...	1	
97...	42	22	20	20	...	2	2	15	9000	5.1	3	1	
98...	58	21	21	21	17	8500	4.8	4	
100...	32	13	13	13	11	7500	5.1	1	
101...	27	17	17	17	11	7500	4.3	2	1	
102...	34	18	18	18	16	9000	4.2	2	
103...	32	12	12	12	11	10500	5.0	1	
104...	11	4	
105...	62	27	25	25	...	2	2	19	9000	4.5	4	3	
106...	**51	14	14	14	14	9500	4.6	
108...	22	13	12	12	...	1	1	12	6500	4.0	
109...	39	17	17	17	16	10000	4.9	
110...	73	31	31	31	27	14000	5.2	2	
111...	41	17	17	17	15	13000	5.1	1	1	
112...	55	30	29	28	...	1	1	19	9500	4.7	6	77	2.0	...	1	
113...	31	11	8	8	...	3	2	1	...	8	7500	5.0	3	1	
114...	6	2	
115...	20	7	7	7	6	38000	7.7	1	
116...	43	13	13	13	12	39000	7.5	
117...	17	6	6	6	6	40000	7.2	
118...	32	13	13	13	12	36000	8.1	
119...	41	12	12	12	12	30000	8.8	
120...	23	12	10	10	...	1	1	...	1	6	9500	4.0	6	58	3.2	
121...	68	24	24	24	21	8500	4.9	3	2	
122...	31	16	16	16	12	11000	4.6	1	
123...	36	20	20	20	13	9500	4.4	6	79	3.8	
124...	39	18	18	18	14	10000	4.8	3	
125...	35	18	17	17	...	1	1	13	10000	4.5	4	1	
126...	54	21	21	21	17	10500	4.7	3	1	
127...	10	4	
128...	45	25	25	25	23	8500	4.4	
129...	89	47	47	47	38	10000	4.6	2	
43.....	*6207	2084	2079	2079	...	5	5	1872	12000	4.7	78	92	4.6	...	156	
1...	154	61	61	61	58	13000	4.6	3	1	
2...	158	65	64	64	...	1	1	61	11500	4.4	2	1	
3...	147	37	37	37	37	12000	5.0	3	
4...	121	52	52	52	29	14500	4.9	4	
5...	38	35	35	35	9	14000	5.0	1	
6...	64	16	16	16	16	13000	5.0	1	
7...	97	24	24	24	24	12000	5.0	1	
8...	230	58	58	58	57	11500	4.6	13	
9...	139	36	36	36	35	11500	4.7	7	
10...	120	33	32	32	...	1	1	32	11000	4.8	1	3	
11...	98	29	29	29	26	11500	4.6	2	1	
12...	77	25	25	25	23	11000	4.7	2	2	
13...	58	24	24	24	21	14000	4.9	1	1	
14...	68	25	25	25	24	18500	5.0	1	
15...	61	26	26	26	25	8500	4.1	3	
16...	59	26	26	26	24	9000	4.1	1	
17...	82	26	26	26	25	10000	4.5	4	
18...	*142	36	36	36	35	11000	4.9	1	4	
19...	111	29	29	29	25	10500	5.1	4	3	
20...	104	25	25	25	22	10500	5.0	3	8	
21...	86	21	21	21	17	11500	4.8	3	5	
22...	85	17	17	17	16	12000	5.6	1	6	
23...	244	67	67	67	65	14500	4.9	2	6	
24...	88	27	27	27	24	15000	4.8	1	3	
25...	200	70	70	70	63	16000	4.8	1	4	
27...	48	16	16	16	14	15500	4.6	
28...	74	20	20	20	18	10500	4.5	1	3	
29...	47	13	13	13	13	11500	4.6	2	
30...	85	30	30	30	28	14000	4.9	1	1	
31...	84	27	27	27	26	10000	4.6	1	2	
32...	105	31	31	31	30	10000	4.8	1	
33...	122	37	37	37	33	10500	4.7	2	4	
34...	117	45	45	45	42	12500	4.5	1	2	
35...	26	9	9	9	8	14500	5.0	1	
36...	32	12	12	12	12	12500	5.0	1	
37...	62	19	19	19	19	12000	5.1	1	
38...	16	7	7	7	6	13000	4.7	
39...	40	13	13	13	13	11500	4.8	
40...	29	7	7	7	5	11000	5.2	2	2	

Table 2.—CHARACTERISTICS OF HOUSING UNITS, BY BLOCKS: 1960—Con.

["Total population" contains no persons in group quarters unless preceded by asterisk: one asterisk (*) denotes less than 10 percent; two asterisks (**), 10 percent or more]

Blocks within census tracts	Total population	All housing units by condition and plumbing								Occupied housing units								
		Total	Sound			Deteriorating			Dilapidated	Owner occupied			Renter occupied			Occupied by non-white	1.01 or more persons per room	
			Total	With all plumbing facilities	Lacking some or all facilities	Total	With all plumbing facilities	Lacking some or all facilities		Total	Average value (dollars)	Average number of rooms	Total	Average contract rent (dollars)	Average number of rooms			
								With flush toilet										No flush toilet
41...	40	12	12	12	12	11500	4.8	1	
42...	122	40	40	40	38	11500	4.7	1	2	
43...	157	47	47	47	43	12000	4.9	2	5	
44...	123	40	40	40	39	12500	4.7	4	
45...	41	14	13	13	...	1	1	12	17500	4.8	2	
46...	113	39	39	39	35	14500	5.1	2	
47...	14	6	6	6	5	14500	5.0	
48...	46	18	18	18	16	13000	4.9	1	1	
49...	88	32	32	32	30	12000	4.5	2	
50...	25	11	11	11	10	13500	4.8	1	
51...	25	8	8	8	8	13000	4.5	1	
52...	25	8	8	8	6	13000	5.3	2	
53...	64	30	30	30	29	13000	4.7	1	
54...	27	12	12	12	11	12000	4.6	1	
55...	16	8	8	8	6	14500	3.5	2	
56...	34	16	16	16	15	10500	4.7	1	
57...	70	29	29	29	24	9500	4.5	3	2	
58...	429	144	144	144	114	13000	4.8	3	14	
60...	66	29	29	29	27	9000	4.6	1	
61...	84	29	28	28	...	1	1	27	10500	4.7	1	2	
62...	51	20	20	20	19	12000	4.7	1	
63...	26	12	12	12	11	10000	4.4	1	
64...	25	13	13	13	13	8000	4.5	
65...	32	14	14	14	14	9000	4.6	
66...	43	12	12	12	12	12500	4.9	1	
67...	51	12	12	12	12	12500	5.2	2	
68...	46	13	13	13	13	13000	5.2	
69...	47	13	13	13	11	12500	5.5	2	
70...	41	13	13	13	11	10500	4.7	1	2	
71...	39	14	14	14	13	10500	4.6	
72...	29	15	15	15	12	8500	3.9	3	1	
73...	40	15	15	15	13	8500	4.6	2	1	
74...	39	14	14	14	14	11000	4.6	
75...	26	13	13	13	11	10000	4.8	2	
76...	34	15	15	15	12	9000	4.9	2	
77...	31	13	13	13	13	8500	4.5	
78...	34	15	15	15	13	9500	4.7	2	
79...	35	16	16	16	15	8500	4.7	
80...	45	15	15	15	13	11000	4.6	2	1	
81...	45	14	14	14	10	9500	5.2	3	2	
82...	33	14	14	14	12	10500	4.8	2	
83...	28	16	16	16	14	9000	4.7	
84...	34	14	14	14	13	8500	4.5	1	
85...	26	11	10	10	...	1	1	11	10500	4.7	
44.....	*5521	2299	2221	2101	120	70	54	10	6	8	1850	11000	4.4	175	82	3.9	4	129
37.....	11	4
44.....	1	1
64.....	3	2
102.....	14	2
106.....	2	1
130.....	3	2
134.....	7	2
135.....	2	1
139.....	31	10	10	10	10	14500	4.8
142.....	10	4
143.....	17	7	7	7	3	3
146.....	23	12	12	12	9	12500	4.7	1
147.....	95	46	46	46	...	4	4	39	13500	4.4	1	1	...
150.....	8	6	2	2	3
151.....	31	14	14	14	13	12500	4.7
152.....	43	16	16	16	13	12000	4.8	2	1	...
153.....	22	10	10	10	9	11500	4.4	1
154.....	42	20	20	20	19	13500	4.6
155.....	26	9	9	9	8	13000	5.3	1
156.....	4	2
157.....	9	3
158.....	14	6	6	6	5	...	4.6	1
163.....	17	6	6	6	6	12500	5.3
165.....	4	8	8	8	1
166.....	16	11	11	11	4
167.....	6	2
169.....	2	1
170.....	10	6	6	6	4	1
171.....	12	6	6	6	4	1
172.....	134	55	55	55	50	18000	5.1	1	1	...
173.....	25	8	8	8	6	14500	5.3	1
174.....	18	8	8	8	7	11000	4.7	1	...
175.....	45	17	17	17	15	14500	4.9	1
177.....	6	2
184.....	32	13	13	13	12	11000	5.0	1	1	...
185.....	65	22	22	22	17	10500	4.5	2	4	...
186.....	93	51	51	47	4	49	...	3.1	2	1	...
187.....	52	29	29	28	1	27	...	3.3	2
189.....	4	2
190.....	75	30	30	30	24	12000	5.1	1	1	...

Table 2.—CHARACTERISTICS OF HOUSING UNITS, BY BLOCKS: 1960—Con.

["Total population" contains no persons in group quarters unless preceded by asterisk; one asterisk (*) denotes less than 10 percent; two asterisks (**), 10 percent or more]

Blocks within census tracts	Total population	All housing units by condition and plumbing									Occupied housing units							
		Total	Sound			Deteriorating			Dilapidated	Owner occupied			Renter occupied			Occupied by non-white	1.01 or more persons per room	
			Total	With all plumbing facilities	Lacking some or all facilities	Total	With all plumbing facilities	Lacking some or all facilities		Total	Average value (dollars)	Average number of rooms	Total	Average contract rent (dollars)	Average number of rooms			
								With flush toilet										No flush toilet
191...	60	21	20	20	...	1	1	16	11500	4.6	1	2	3
192...	44	20	20	20	13	11000	4.5
193...	22	8	8	8	5	11000	5.4	1
194...	36	16	16	16	15	10000	4.3
195...	102	35	35	35	31	13000	5.3	2
196...	31	14	14	14	12	9500	4.5
197...	13	4
198...	25	12	12	12	8	10000	4.4	1	1
199...	27	11	11	11	11	12500	4.7
200...	33	11	9	9	...	2	2	8	11000	4.9	2	1
202...	18	5	5	5	4	1
203...	39	13	13	13	7	9500	5.3	4	2
204...	6	2
205...	38	10	10	10	10	9500	5.4	1
206...	31	12	12	12	10	9500	4.9	1
207...	52	20	20	20	17	8500	4.6	1	2
209...	11	2
210...	36	15	15	15	10	11000	4.9	5	73	3.4	...	2
216...	...	1
223...	4	3
224...	18	6	6	6	6	11500	4.5
225...	9	4
226...	12	7	7	7	5	11500	5.0
227...	66	30	30	30	25	9000	4.8	1	1
228...	49	21	21	21	20	9500	4.8	1
229...	33	14	14	14	12	9500	5.2
230...	23	9	9	9	6	9000	5.2	3	1
231...	21	11	11	11	10	9000	4.1
232...	31	13	13	13	13	11000	4.8	1
233...	13	5	5	5	5	10000	5.0
234...	38	11	11	11	11	9000	5.0
236...	8	4
237...	119	33	33	33	29	14500	5.0	2	2
238...	83	23	23	23	21	14500	5.1	3
239...	80	23	23	23	21	15500	5.5	1
242...	16	10	10	10	8	13500	4.5	1
243...	9	5	5	5	4
244...	6	3
245...	8	4
246...	21	12	11	11	1	7	9000	4.9	2
247...	26	12	11	11	...	1	1	8	12500	4.5
248...	12	4
249...	51	12	11	11	...	1	1	12	11000	5.0	4
250...	73	28	28	28	21	17500	5.6	1
264...	12	5	4	4	...	1	1	4	1
267...	7	2
268...	73	18	18	18	17	14500	5.2	3
269...	33	8	8	8	8	14500	4.6	4
270...	3	1
271...	2	1
272...	2	1
273...	...	4
274...	14	6	6	6	4
275...	3	2
277...	8	10	10	10	4
278...	52	26	25	25	1	15	10000	4.5	3	1
279...	285	146	141	116	25	5	...	5	135	12500	2.9	9	66	3.0	...	6
280...	2	1
281...	25	8	8	8	6	...	3.8	1	2
282...	3	2
283...	2	2
284...	57	19	18	18	...	1	1	15	13500	4.8	1	1
287...	3	2
290...	9	3
291...	17	8	8	8	7	...	3.9	1
292...	8	5	5	5	3	1
293...	**27	1
294...	12	10	10	10	5	...	5.4	1
295...	8	2
305...	2	3
306...	4	2
307...	30	15	11	11	...	4	8	10000	5.0	5
308...	29	12	11	11	...	1	1	10	8000	5.0	2	1
310...	7	4
311...	24	10	10	10	5	...	4.8	4
312...	15	7	7	7	4	1	1
313...	24	11	10	10	...	1	...	1	8	8500	4.6	2
314...	29	16	13	13	...	1	1	2	13	8500	4.3	2
315...	6	4
316...	3	1
320...	14	5	5	5	5	13000	4.6
322...	9	6	6	6	4
323...	3	1
324...	18	8	8	7	1	5	11000	4.4	1
325...	16	7	7	7	4	3	1
327...	2	1
328...	16	5	5	5	3	2

City Block Characteristics

Table 2.—CHARACTERISTICS OF HOUSING UNITS, BY BLOCKS: 1960—Con.

["Total population" contains no persons in group quarters unless preceded by asterisk; one asterisk (*) denotes less than 10 percent; two asterisks (**), 10 percent or more]

Blocks within census tracts	Total population	All housing units by condition and plumbing								Occupied housing units								
		Total	Sound			Deteriorating			Dilapidated	Owner occupied			Renter occupied			Occupied by non-white	1.01 or more persons per room	
			Total	With all plumbing facilities	Lacking some or all facilities	Total	With all plumbing facilities	Lacking some or all facilities		Total	Average value (dollars)	Average number of rooms	Total	Average contract rent (dollars)	Average number of rooms			
								With flush toilet										No flush toilet
329...	11	4	
332...	15	6	6	6	
333...	33	12	6	11	5	
334...	13	4	5	5	
336...	9	4	
338...	12	4	
340...	7	3	
343...	4	1	
344...	5	2	
345...	16	6	6	6	
346...	66	15	11	11	...	4	4	12	6500	4.8	3	4	
348...	4	2	
351...	1	
352...	6	3	
353...	6	3	
355...	6	4	
356...	18	6	6	6	
357...	4	1	2	4	
359...	9	6	6	6	5	...	3.8	
360...	3	3	
361...	6	3	
363...	4	2	
365...	1	1	
367...	25	6	5	5	...	1	1	2	3	1	
368...	8	2	
371...	18	8	6	6	...	1	1	5	...	4.8	3	
372...	7	3	
373...	9	4	
374...	17	8	7	7	...	1	1	5	...	4.8	2	
375...	22	9	9	9	8	8500	4.4	1	
376...	28	12	12	12	12	8500	4.3	
378...	11	4	4	4	
379...	9	5	1	1	4	
380...	60	18	18	18	17	8000	4.6	2	
381...	33	12	12	12	11	7500	4.5	
382...	15	6	6	6	3	1	
383...	34	12	12	12	12	9000	4.6	1	
384...	12	6	6	6	4	1	
386...	21	8	8	8	7	7500	4.7	
387...	28	8	8	8	8	8000	5.0	1	
388...	23	6	6	6	6	9000	5.0	
389...	18	4	
390...	3	1	
394...	35	10	10	10	10	7000	4.1	3	
395...	18	6	6	6	4	1	
396...	10	5	5	5	4	
397...	8	3	
398...	39	10	10	10	7	8000	4.6	3	
399...	20	6	6	6	4	1	2	
400...	21	8	8	8	5	9500	4.8	1	
401...	19	12	12	12	6	13000	5.5	
404...	5	1	
405...	8	3	
406...	2	2	
407...	4	2	
408...	6	3	
409...	4	2	
410...	7	3	
412...	9	4	
413...	46	24	22	22	...	2	2	3	1	
414...	80	37	36	36	...	1	1	32	9500	4.4	3	1	
415...	30	11	11	11	10	11000	4.7	1	
417...	27	10	7	7	...	3	3	7	8000	4.4	3	1	
418...	26	13	12	12	...	1	1	9	9500	4.6	2	
419...	16	7	7	7	6	12500	4.7	1	
420...	97	59	55	17	38	4	...	1	3	...	54	3500	3.0	4	4	
422...	37	18	18	18	12	11500	4.5	
423...	57	23	23	23	19	11500	4.6	1	
424...	46	16	16	16	15	12000	4.5	1	1	
425...	23	6	6	6	5	7000	4.4	1	1	
426...	26	7	7	7	6	8000	4.7	1	
427...	26	8	8	8	7	7000	4.4	2	
428...	38	12	12	12	10	7000	4.1	1	
429...	14	4	
430...	43	12	12	12	9	8000	4.4	2	3	
439...	8	2	
440...	31	9	9	9	7	7500	4.0	3	
443...	40	13	13	13	12	11500	4.7	1	1	
444...	13	8	8	8	4	
445...	13	9	9	9	4	
448...	12	5	5	5	4	1	
449...	7	4	
450...	5	3	
451...	12	8	8	8	5	11000	4.2	
452...	10	4	
453...	20	5	5	5	4	1	1	
454...	48	27	27	27	19	10500	4.5	1	

Table 2.—CHARACTERISTICS OF HOUSING UNITS, BY BLOCKS: 1960—Con.

["Total population" contains no persons in group quarters unless preceded by asterisk; one asterisk (*) denotes less than 10 percent; two asterisks (**), 10 percent or more]

Blocks within census tracts	Total population	All housing units by condition and plumbing									Occupied housing units							
		Total	Sound			Deteriorating			Dilapidated	Owner occupied			Renter occupied			Occupied by non-white	1.01 or more persons per room	
			Total	With all plumbing facilities	Lacking some or all facilities	Total	With all plumbing facilities	Lacking some or all facilities		Total	Average value (dollars)	Average number of rooms	Total	Average contract (dollars)	Average number of rooms			
								With flush toilet										No flush toilet
455...	85	39	36	36	...	3	3	33	8000	4.4	2	2
456...	23	7	7	7	6	12500	4.7	1	1
458...	44	21	20	18	2	1	1	16	9000	4.3	4
459...	2	1
460...	...	1
463...	136	90	87	45	42	3	3	75	3500	3.1	4	3
465...	13	9	9	9	4	1
466...	11	5	5	5	3
467...	19	9	9	9	7	11500	4.1	1
468...	40	15	15	15	13	11500	4.5	3
469...	24	10	10	10	8	12500	4.6

U.S. CENSUS OF HOUSING: 1960

Series HC(3)-116

CITY BLOCKS


Tampa, Fla.

Prepared under the supervision of
WAYNE F. DAUGHERTY, Chief
Housing Division



U.S. DEPARTMENT OF COMMERCE
Luther H. Hodges, Secretary
BUREAU OF THE CENSUS

Richard M. Scammon, Director (From May 1, 1961)
Robert W. Burgess, Director (To March 3, 1961)





BUREAU OF THE CENSUS

RICHARD M. SCAMMON, *Director* (From May 1, 1961)
ROBERT W. BURGESS, *Director* (To March 3, 1961)

A. ROSS ECKLER, *Deputy Director*
HOWARD C. GRIEVES, *Assistant Director*
CONRAD TAEUBER, *Assistant Director*
MORRIS H. HANSEN, *Assistant Director for Statistical Standards*
CHARLES B. LAWRENCE, JR., *Assistant Director for Operations*
WALTER L. KEHRES, *Assistant Director for Administration*
CALVERT L. DEDRICK, *Chief, International Statistical Programs Office*
A. W. VON STRUVE, *Acting Public Information Officer*

Housing Division—

WAYNE F. DAUGHERTY, *Chief*
DANIEL B. RATHBUN, *Assistant Chief*
BEULAH WASHABAUGH, *Special Assistant*
MILTON D. LIEBERMAN, *Chief, Coordination and Research*

Decennial Operations Division—GLEN S. TAYLOR, *Chief*
Electronic Systems Division—ROBERT F. DRURY, *Chief*
Field Division—JEFFERSON D. MCPHKE, *Chief*
Geography Division—WILLIAM T. FAY, *Chief*
Population Division—HOWARD G. BRUNSMAN, *Chief*
Statistical Methods Division—JOSEPH STEINBERG, *Chief*

Library of Congress Card Number: A61-9347

SUGGESTED CITATION

U.S. Bureau of the Census. *U.S. Census of Housing: 1960. Vol. III, City Blocks.*
Series HC(3), No. 116.
U.S. Government Printing Office, Washington, D.C., 1961.

For sale by the Superintendent of Documents, U.S. Government Printing Office, Washington 25, D.C.
or any of the Field Offices of the Department of Commerce — Price 60 cents.

Table 1.—CHARACTERISTICS OF HOUSING UNITS, FOR THE CITY: 1960

Subject	Number	Percent	Subject	Number	Percent
All housing units	94,936	100.0	Occupied housing units—Con.		
CONDITION AND PLUMBING			COLOR		
Sound	77,297	81.4	White	75,488	85.6
With all plumbing facilities	70,968	74.8	Nonwhite	12,720	14.4
Lacking some or all facilities	6,329	6.7	PERSONS PER ROOM		
Deteriorating	12,820	13.5	1.00 or less	79,467	90.1
With all plumbing facilities	7,016	7.4	1.01 or more	8,741	9.9
Lacking some or all facilities	5,804	6.1	AVERAGE NUMBER OF ROOMS		
With flush toilet	5,520	5.8	Owner occupied	5.3	...
No flush toilet	284	0.3	Renter occupied	3.7	...
Dilapidated	4,819	5.1	VALUE AND RENT		
Occupied housing units	88,208	100.0	Average value	10,600	...
TENURE			Average contract rent	52	...
Owner occupied	60,038	68.1			
Renter occupied	28,170	31.9			

NOTE.—On the map for Tampa approximately 7,110 blocks are identified.

Table 2.—CHARACTERISTICS OF HOUSING UNITS, BY BLOCKS: 1960

["Total population" contains no persons in group quarters unless preceded by asterisk; one asterisk (*) denotes less than 10 percent; two asterisks (**), 10 percent or more]

Blocks within census tracts	Total population	All housing units by condition and plumbing									Occupied housing units							
		Total	Sound			Deteriorating			Dilapidated	Owner occupied			Renter occupied			1.01 or more persons per room		
			Total	With all plumbing facilities	Lacking some or all facilities	Total	With all plumbing facilities	Lacking some or all facilities		Total	Average value (dollars)	Average number of rooms	Total	Average contract rent (dollars)	Average number of rooms		Occupied by non-white	
1.....	*6231	1999	1960	1919	41	37	23	12	2	2	1765	12500	5.0	99	68	3.8	...	157
3.....	25	12	12	12	10	8000	4.6	2
4.....	27	6	6	6	6	17500	7.2	1
5.....	2	1
6.....	31	9	9	9	8	14000	5.5	1
7.....	48	14	14	14	12	14000	5.4
8.....	28	10	10	10	9	22000	5.7	1
9.....	21	7	7	7	6	31000	5.5
10.....	34	11	11	11	11	20000	5.5
11.....	6	2
12.....	93	30	30	30	27	15500	5.5	1
13.....	53	17	17	17	16	18500	5.7
14.....	7	1
16.....	64	20	20	20	17	17500	5.6
18.....	8	2
19.....	32	8	8	8	7	14000	5.6	1
20.....	15	5	5	5	5	17000	5.6
21.....	160	54	53	53	...	1	1	43	11500	5.1	5	76	3.8	...	2
22.....	44	16	16	16	14	12000	5.0	1
23.....	59	16	16	14	2	15	11500	5.1	1	2
24.....	43	15	15	14	1	10	21000	6.1	2
25.....	271	88	79	77	2	8	4	3	1	1	78	12500	4.4	8	54	3.9	...	11
26.....	244	95	88	88	...	7	6	...	1	...	88	11000	4.0	4	6
27.....	57	15	15	15	14	11000	5.6	1
28.....	19	5	5	5	4	1	2
29.....	36	9	9	9	7	9000	4.6	1	3
30.....	23	7	7	7	5	9000	4.8	1	1
31.....	26	9	9	9	8	8500	4.4	1
32.....	11	4
33.....	56	15	14	14	...	1	1	12	13000	5.3	1	2
34.....	174	50	50	50	40	11500	4.9	2	9
35.....	79	30	26	25	1	3	2	1	...	1	20	15000	5.5	3	2
36.....	72	25	25	25	21	10500	4.7	2
37.....	102	28	28	28	27	13500	5.3	1
38.....	20	6	6	6	6	14500	5.5
39.....	31	10	10	10	10	15000	5.3	2
40.....	32	11	11	11	10	17500	5.2
41.....	5	2
42.....	29	9	9	9	8	16000	5.4
43.....	76	21	21	21	21	15500	5.1	2
44.....	98	23	23	23	23	11000	5.1	3
45.....	78	21	21	21	20	12500	5.1	3
46.....	37	12	12	12	11	11000	4.9
47.....	14	5	5	5	5	11000	5.2	1
48.....	21	6	6	6	6	13500	5.7
49.....	23	6	6	6	6	11500	5.0
51.....	13	3
52.....	22	7	7	7	6	18500	5.8	1
54.....	107	28	28	28	25	13000	5.4	2	4
56.....	34	12	12	12	10	13500	6.1
57.....	52	15	15	15	15	9500	4.8	2
58.....	15	5	5	5	5	12500	5.6

City Block Characteristics

Table 2.—CHARACTERISTICS OF HOUSING UNITS, BY BLOCKS: 1960—Con.

["Total population" contains no persons in group quarters unless preceded by asterisk; one asterisk (*) denotes less than 10 percent; two asterisks (**). 10 percent or more]

Blocks within census tracts	Total population	All housing units by condition and plumbing									Occupied housing units							
		Total	Sound			Deteriorating			Dilapidated	Owner occupied			Renter occupied			Occupied by non-white	1.01 or more persons per room	
			Total	With all plumbing facilities	Lacking some or all facilities	Total	With all plumbing facilities	Lacking some or all facilities		Total	Average value (dollars)	Average number of rooms	Total	Average contract rent (dollars)	Average number of rooms			
							With flush toilet	No flush toilet										
60...	...	1
62...	30	10	10	10	10	14000	5.5
63...	43	17	17	17	16	14500	5.7
64...	49	14	14	14	14	15500	5.5
65...	33	9	9	9	8	17000	5.5	1
66...	25	6	6	6	6	15000	6.3
67...	32	8	8	8	8	15500	6.3
68...	73	20	20	20	19	18500	6.5
69...	89	27	27	27	25	11500	5.0	1
70...	5	2
71...	100	29	29	29	28	12500	5.2	1
72...	91	24	24	24	23	16500	6.5	1
73...	65	17	17	17	17	15000	5.6	2
74...	85	26	26	26	24	11500	5.4	1
75...	72	20	20	20	18	10500	5.1	2	3
76...	51	17	17	17	17	17000	5.9	1
77...	45	16	16	16	14	11000	5.0
78...	31	12	12	12	9	10000	4.9	1
79...	57	14	14	14	11	10500	5.1	5
80...	144	41	41	41	35	12000	5.2	2	6
81...	38	26	21	21	...	5	4	1	11	12500	5.4	5	...	4.0
82...	5	4
83...	48	24	23	23	...	1	1	19	9500	4.6
84...	104	33	25	24	1	8	3	5	23	9000	4.9	7	67	3.7	...	7
86...	22	7	6	6	...	1	...	1	4	3
87...	26	9	8	8	...	1	1	8	10000	5.5
88...	15	6	6	6	5	12500	5.0
89...	61	20	20	20	18	11500	5.1	1
90...	102	24	24	24	23	11500	5.1	4
91...	95	27	27	27	23	15000	5.6	2
92...	70	23	23	23	22	14500	5.5	1
93...	25	9	9	9	8	16000	6.4
94...	15	8	8	8	7	10500	4.4
95...	6	4
96...	36	15	15	15	12	11000	5.3	1
98...	34	8	8	8	8	12000	5.8
99...	9	3
100...	75	23	23	23	22	12000	5.4	1
101...	53	18	18	18	17	12000	4.9	1
102...	29	10	10	10	10	14000	5.4
103...	17	6	6	6	5	16500	4.8	1
104...	78	18	18	18	18	15000	5.9	1
105...	30	9	9	9	9	13000	5.4	1
106...	34	11	11	10	1	9	11500	5.1	2	1
107...	6	2
108...	79	20	20	20	19	12000	5.3	4
109...	74	23	23	23	22	12000	5.5	1
110...	87	20	20	20	20	12000	5.8
111...	69	20	20	20	18	12500	5.2	1	2
112...	60	18	18	18	18	12000	5.8
113...	*302	128	128	113	15	113	8500	2.9	13	60	3.0	...	24
114...	62	19	19	19	19	10000	4.7	1
115...	85	20	20	20	20	10000	5.0	3
116...	17	6	6	5	1	4	1	1
117...	23	8	7	7	...	1	...	1	5	8500	4.8	1	1
118...	29	6	6	5	1	5	11000	5.4	1	1
119...	31	9	9	9	8	8000	5.1	1	1
120...	13	7	7	7	6	...	3.2	1
121...	19	10	10	10	8	8000	3.5	2
122...	75	37	37	23	14	25	10500	3.4	10	61	2.5	...	5
123...	42	22	22	21	1	17	8000	3.5	3	1
124...	8	5	5	5	4
125...	28	10	10	10	7	8000	4.1	1	3
126...	9	5	5	5	5	8500	4.4
127...	14	6	6	6	6	7000	4.2
128...	10	4
129...	65	20	20	20	19	11500	5.2
130...	16	5	5	5	5	17500	6.2
131...	7	2
132...	4	2
133...	10	5	5	5	5	12000	5.6
134...	15	4
135...	70	20	20	20	20	10500	4.8	2
136...	35	10	10	10	9	11000	5.0	1
137...	12	4
138...	31	9	9	9	9	11000	4.6
2.....	3196	1090	938	909	29	106	92	14	...	46	922	8000	4.7	94	58	3.9	2	104
1...	19	5	5	5	5	12000	5.4
2...	33	11	11	11	8	10000	4.6	3	2
3...	47	13	13	13	11	10500	5.1	1	2
4...	33	10	9	9	1	9	11500	5.4	1	1
5...	19	8	8	8	5	...	4.8	2
6...	57	15	15	15	15	9500	4.7	2
7...	48	18	18	18	16	10500	4.4	2
8...	16	8	6	6	...	2	2	7	9000	4.6	1
9...	41	14	14	14	14	15000	5.4

Table 2.—CHARACTERISTICS OF HOUSING UNITS, BY BLOCKS: 1960—Con.

["Total population" contains no persons in group quarters unless preceded by asterisk; one asterisk (*) denotes less than 10 percent; two asterisks (**), 10 percent or more]

Blocks within census tracts	Total population	All housing units by condition and plumbing									Occupied housing units						
		Total	Sound			Deteriorating			Dilapidated	Owner occupied			Renter occupied			Occupied by non-white	1.01 or more persons per room
			Total	With all plumbing facilities	Lacking some or all facilities	Total	With all plumbing facilities	Lacking some or all facilities		Total	Average value (dollars)	Average number of rooms	Total	Average contract rent (dollars)	Average number of rooms		
10...	14	5	5	5	3	1	1
11...	22	6	6	6	6	17500	5.5
14...	17	6	6	6	6	10000	5.0
15...	9	3
16...	34	11	9	9	...	2	2	9	8500	5.3
17...	60	19	16	16	...	3	3	18	10500	5.2
18...	41	15	14	14	...	1	1	12	8500	5.0	1
19...	11	3	9
20...	34	9	9	9	9	12000	5.2	1
21...	27	10	10	10	8	10500	5.3	1
23...	43	10	10	10	10	11000	5.2	2
24...	19	4
25...	42	16	16	15	1	12	10000	5.0	2	2
26...	42	11	11	11	11	11000	5.2
28...	27	9	8	8	...	1	1	9	12500	5.4	1
29...	10	5	5	5	4
31...	5	2
32...	1	1
34...	7	3
35...	4	1
36...	15	6	6	6	5	9500	4.8
37...	17	6	6	6	5	13000	4.2	2
38...	20	11	9	9	2	7	7000	4.0	2
39...	27	6	5	5	...	1	1	6	14500	5.2	1
40...	14	4
41...	102	28	27	27	...	1	1	26	9500	5.0	1	2
42...	26	6	5	5	1	6	8500	4.7	2
44...	9	3
45...	17	8	7	6	1	1	6	5500	4.5	1
46...	3	3
48...	25	10	10	10	10	7500	4.7
49...	5	1
50...	16	5	2	1	1	3	3	4
51...	34	14	11	11	...	2	2	...	1	8	8000	4.3	3	1
52...	21	9	7	7	2	7	6500	4.1	1
53...	44	17	11	10	1	1	1	...	5	11	5000	4.0	3	4
54...	10	3
56...	5	3
57...	12	3
58...	235	60	53	53	...	5	3	2	2	55	9500	5.1	4	8
59...	14	6	5	5	...	1	1	6	10500	5.0
60...	4	2
61...	19	8	6	6	...	2	2	6	7500	4.3	1
62...	34	16	12	12	...	3	2	1	1	11	6500	4.1	4	1
63...	21	7	4	4	...	2	2	...	1	5	6500	5.0	1
64...	75	21	15	15	...	3	2	1	3	18	6500	4.3	1	5
65...	244	68	58	58	...	7	7	...	3	62	8000	4.8	4	11
66...	38	16	12	11	1	4	3	1	...	14	5000	4.2	1	1	1
67...	75	20	18	17	1	1	...	1	1	19	6000	4.8	4
68...	45	16	16	14	2	14	5500	4.2	1	1
69...	19	4
70...	8	4
71...	9	4
72...	42	19	19	18	1	16	6500	4.1	2
73...	2	1
74...	40	15	13	13	...	2	2	13	7500	4.3	2	1
75...	15	7	5	5	...	2	2	5	5000	4.6	2	1
76...	13	4
77...	26	13	12	12	...	1	1	11	6500	4.2	1	1
78...	34	16	15	15	15	7000	4.6
79...	32	15	12	12	...	2	2	...	1	10	8000	4.7	2	1
80...	28	9	9	9	7	8500	4.6	2
82...	41	13	8	7	1	3	2	1	2	11	8500	4.9	3
84...	6	2
85...	19	6	6	6	5	7500	4.6	1
86...	31	11	8	8	...	2	2	...	1	7	10000	5.0	1	1
87...	6	2
90...	26	9	5	4	1	2	1	1	2	9	4500	4.3	1
91...	67	23	11	11	...	8	7	1	4	17	6000	4.5	5	59	4.2	...	4
92...	5	2
93...	42	19	16	16	...	3	3	15	5500	4.6	1	1
94...	68	21	17	17	...	2	2	...	2	18	8500	5.1	2	3
95...	29	8	8	7	1	8	8500	5.1
96...	29	9	5	5	...	4	4	9	6000	4.9
97...	53	20	17	16	1	3	2	1	...	15	7000	4.7	5	55	4.0
98...	49	21	18	18	...	2	2	...	1	14	6500	4.4	5	55	3.6
99...	43	16	14	14	...	2	2	12	8000	5.6	3	1
100...	39	18	17	17	...	1	1	17	6500	4.2	1	1
101...	29	11	11	11	9	7500	5.9	1
102...	48	16	16	16	15	6000	4.3	1	2
103...	32	14	14	14	12	7000	4.5	1
104...	39	14	13	11	2	1	1	10	6000	4.7	2
105...	23	7	6	6	...	1	1	6	5000	4.7	1
106...	13	5	5	5	5	5500	4.0
107...	36	15	15	15	13	6000	4.3	2
108...	55	19	17	16	1	2	2	18	6000	4.4	3
109...	27	14	12	10	2	1	1	...	1	11	5500	4.5

Table 2.—CHARACTERISTICS OF HOUSING UNITS, BY BLOCKS: 1960—Con.

["Total population" contains no persons in group quarters unless preceded by asterisk; one asterisk (*) denotes less than 10 percent; two asterisks (**), 10 percent or more]

Blocks within census tracts	Total population	All housing units by condition and plumbing									Occupied housing units							
		Total	Sound			Deteriorating			Dilapidated	Owner occupied			Renter occupied			Occupied by non-white	1.01 or more persons per room	
			Total	With all plumbing facilities	Lacking some or all facilities	Total	With all plumbing facilities	Lacking some or all facilities		Total	Average value (dollars)	Average number of rooms	Total	Average contract (dollars)	Average number of rooms			
86...	9	5	2	2	...	3	3	4
87...	10	4
88...	9	5	3	2	1	1	1	1	1	...	3
89...	3	1
91...	27	19	18	11	7	1	1	10	6000	3.7	4	1
92...	28	14	12	10	2	1	1	8	5500	3.5	3	1
93...	43	18	17	12	5	1	...	1	15	5000	4.4	2
94...	43	18	17	14	3	14	5000	4.6	2	2
95...	31	14	14	14	13	6000	5.1
96...	53	20	18	18	...	1	1	1	16	5500	4.3	3	2
97...	46	22	19	16	3	2	1	1	...	1	19	5500	4.1	2
98...	37	16	12	11	1	4	2	2	13	5500	4.6	1	1
99...	33	14	13	13	...	1	1	11	5000	4.4	2	1
100...	53	20	18	18	...	2	2	12	6000	4.5	6	61	3.5	...	1
101...	42	20	16	9	7	2	2	2	12	5500	5.3	2	1
102...	22	11	11	10	1	6	7000	5.2	3	1
103...	38	17	17	16	1	14	5000	4.3	2	1
104...	36	18	15	10	5	2	2	1	13	6000	4.4	2
105...	57	26	25	19	6	1	1	17	4500	4.1	6	44	3.2	...	1
106...	43	23	20	19	1	2	1	1	...	1	11	5500	4.5	8	37	3.3	...	2
107...	86	51	36	15	21	13	1	12	...	2	26	6500	2.9	18	40	2.6	...	6
108...	22	14	2	2	...	8	5	2	1	4	5	...	1.6	6	48	3.3	1	1
109...	5	2	3	6	46	3.0	...	1
111...	23	14	13	7	6	1	1	3	6	1
112...	16	7	7	7	5	6000	4.4	1	1
113...	25	10	9	9	1	4	6	51	3.0	...	1
114...	16	8	4	3	1	4	4	2	5	35	4.2
115...	8	3
116...	19	6	5	5	...	1	1	3	3	1
117...	31	10	3	3	...	7	5	2	4	6	49	3.7	...	1
118...	15	6	3	3	...	3	2	1	6	...	4.3
119...	7	2
120...	10	5	5	5	3	2
121...	23	10	7	5	2	3	2	1	5	5500	5.2	3	1
122...	3	4
123...	15	7	2	2	...	5	3	2	3	3	1
124...	15	6	6	6	6	5000	5.3
125...	23	10	7	7	...	3	2	1	5	6000	6.8	2	1
126...	9	3
127...	19	16	11	11	...	5	3	2	4	7	39	2.1	...	1
128...	9	5	5	5	3	1
129...	25	4	3	1
130...	15	5	4	1	3	1	1	2
4.....	*3683	1363	1218	1023	195	106	73	27	6	39	928	5500	4.5	312	53	3.5	109	152
1...	6	1
2...	6	3
3...	190	77	76	72	4	1	1	...	50	11000	3.2	22	71	3.1	...	16
6...	23	7	7	7	6	7000	4.8	1	1
7...	27	8	7	7	...	1	1	8	6000	4.9	1
10...	18	9	9	9	8	6500	4.3
11...	30	14	14	14	10	10000	4.6	4	1
12...	65	34	34	27	7	27	...	3.0	7	55	2.4	...	3
13...	23	7	7	7	7	6000	5.1
15...	2	1
16...	19	8	7	7	...	1	1	5	6000	5.2	1
17...	23	11	10	10	...	1	1	9	6500	4.3	1	1
18...	33	14	14	14	11	11000	5.2	2
19...	13	7	5	5	2
22...	19	8	8	8	7	6000	4.9
23...	25	15	15	14	1	11	6000	3.7	2	1
24...	15	6	6	6	6	6000	4.3
25...	21	8	8	8	6	...	4.5	2	1
26...	18	8	8	8	5	6500	4.2	2	1
27...	24	9	9	9	9	9000	5.2	1
28...	28	14	12	12	...	2	2	10	6500	3.7	2	1
29...	38	15	14	14	1	8	7000	5.1	5	...	4.4
30...	24	7	5	5	...	2	2	4	3	2
31...	25	13	8	6	2	1	1	4	8	5000	4.5	3	2
32...	31	13	8	8	...	3	1	2	...	2	10	5500	4.0	2	1
33...	19	8	5	5	...	3	3	6	6000	4.0	1	1
34...	23	10	10	10	4	3	2
36...	20	9	3	3	...	6	5	1	5	4000	3.6	2	1
37...	41	14	9	9	...	1	1	4	9	6500	4.7	3	3
38...	14	4
39...	2	1
40...	4	3
41...	9	4
42...	47	19	17	17	...	1	...	1	...	1	13	5500	4.0	4	1
43...	43	17	15	13	2	1	1	1	...	1	12	5000	4.7	2
44...	38	12	10	8	2	1	9	5500	4.6	3
45...	31	11	4	4	...	3	3	4	7	3500	3.7	2	2
47...	4	3
48...	13	3
49...	11	7	5	5	...	1	1	1	3	2
50...	31	15	7	7	...	5	3	2	...	3	11	4000	4.1	2	2

Table 2.—CHARACTERISTICS OF HOUSING UNITS, BY BLOCKS: 1960—Con.

["Total population" contains no persons in group quarters unless preceded by asterisk: one asterisk (*) denotes less than 10 percent; two asterisks (**), 10 percent or more]

Blocks within census tracts	Total population	All housing units by condition and plumbing									Occupied housing units								
		Sound					Deteriorating				Dilapidated	Owner occupied			Renter occupied			Occupied by non-white	1.01 or more persons per room
		Total	With all plumbing facilities	Lacking some or all facilities	Total	With all plumbing facilities	Lacking some or all facilities		Total	Average value (dollars)		Average number of rooms	Total	Average contract rent (dollars)	Average number of rooms				
							With flush toilet	No flush toilet											
214...	94	26	26	26	26	13000	5.6		
215...	14	4	2	
216...	59	15	15	15	13	13500	5.5	2	2	
217...	16	5	5	5	5	5500	3.8	2	
218...	25	9	8	8	...	1	...	1	8	4500	4.8	1	
219...	6	3	5	6000	5.4	2	2	
220...	24	8	8	8	9	4000	3.9	1	2	
221...	34	13	13	13	5	5000	5.2	1	
222...	15	3	1	
223...	15	6	5	5	...	1	1	
224...	...	1	4	1	
225...	17	7	7	7	8	6000	4.4	1	
226...	27	9	9	9	8	3500	4.3	1	
227...	23	9	9	7	2	9	4500	4.6	
228...	28	11	10	10	...	1	...	1	8	5000	4.1	
229...	19	9	9	9	8	4000	4.7	1	1	
230...	24	8	4	4	...	4	2	2	7	5000	4.1	
231...	15	9	9	8	1	7	
232...	13	4	9	6000	3.7	2	2	
233...	30	12	11	8	3	1	...	1	7	3500	5.0	1	
234...	29	7	7	6	1	8	5500	4.6	1	2	
235...	31	9	9	9	11	12000	5.0	1	
236...	14	4	
240...	38	14	13	13	...	1	1	4	
241...	15	10	9	8	1	1	1	
242...	16	3	
243...	13	4	
244...	3	2	5	
245...	6	2	
246...	15	7	7	6	1	5	...	4.8	2	
247...	37	10	9	9	...	1	1	9	11500	4.9	1	2	
248...	9	3	3	
253...	133	40	40	40	36	7500	4.5	2	2	
254...	46	14	14	12	2	14	4000	4.4	1	
255...	21	6	6	5	1	5	7000	5.2	1	1	
256...	10	4	
257...	36	15	14	10	4	1	...	1	12	4000	3.8	2	
258...	24	11	11	10	1	10	7000	4.6	1	5	
259...	44	12	11	11	...	1	...	1	8	6500	4.3	3	1	
260...	45	20	20	18	2	13	5500	4.0	4	1	
261...	12	6	6	6	5	5500	4.4	1	2	
262...	30	14	14	14	10	7500	4.6	3	
263...	11	3	
264...	10	4	
265...	23	8	8	8	5	7000	4.4	3	2	
266...	26	6	6	6	3	2	
267...	9	3	1	
270...	14	5	5	4	1	5	...	4.4	
271...	19	7	7	7	7	7000	4.3	3	
272...	32	8	8	7	1	8	6500	4.4	
273...	66	18	16	15	1	1	1	1	16	7000	4.6	1	3	
274...	25	6	5	4	1	1	1	4	2	1	
275...	19	6	5	5	...	1	1	9	4000	3.2	1	1	
276...	24	10	6	4	2	4	1	3	
277...	14	3	
278...	5	2	
280...	18	8	8	8	8	8000	4.5	2	
281...	41	16	16	16	13	9500	4.8	1	
282...	15	4	
284...	13	4	
285...	21	7	6	4	2	1	7	8000	4.4	1	
286...	25	8	8	8	7	13000	5.9	1	
287...	27	11	11	11	9	7000	4.6	
288...	22	10	10	10	8	10000	4.6	
289...	135	55	52	45	7	2	1	...	1	...	39	15000	4.3	10	68	3.7	...	8	
290...	42	13	13	13	9	9500	5.3	4	2	
291...	3	1	
292...	17	6	6	6	6	12500	5.5	
293...	4	1	
294...	14	5	4	4	...	1	...	1	5	7500	4.8	
295...	79	26	25	23	2	1	1	17	9500	4.6	7	82	3.7	...	4	
296...	26	10	9	8	1	1	1	8	5500	5.0	1	1	
297...	21	6	6	5	1	6	8500	4.8	
298...	9	4	
300...	8	4	1	
301...	20	6	6	6	5	8500	4.8	1	1	
302...	20	6	5	3	2	1	1	6	5000	4.8	2	
303...	5	2	2	3	
304...	14	8	8	8	2	1	
305...	32	9	9	9	7	4500	3.9	
306...	25	9	7	7	2	8	7000	5.4	2	
307...	23	8	6	6	...	2	...	2	7	5000	3.7	1	2	
308...	23	8	7	7	...	1	...	1	4	3	
309...	39	14	13	11	2	1	10	7000	3.8	2	

City Block Characteristics

Table 2.—CHARACTERISTICS OF HOUSING UNITS, BY BLOCKS: 1960—Con.

["Total population" contains no persons in group quarters unless preceded by asterisk; one asterisk (*) denotes less than 10 percent; two asterisks (**), 10 percent or more]

Blocks within census tracts	Total population	All housing units by condition and plumbing									Occupied housing units							
		Sound				Deteriorating				Dilapidated	Owner occupied			Renter occupied			Occupied by non-white	1.01 or more persons per room
		Total	With all plumbing facilities	Lacking some or all facilities	Total	With all plumbing facilities	Lacking some or all facilities	With flush toilet	No flush toilet		Total	Average value (dollars)	Average number of rooms	Total	Average contract rent (dollars)	Average number of rooms		
6.....	*5199	1931	1668	1383	285	194	146	25	23	69	1621	9000	4.5	179	60	3.5	1	134
2....	43	60	60	14	46	...	14	1	30	64	1.7	...	1
3....	11	6	4	1	3	2	2	3	2
4....	322	237	229	81	148	8	...	1	7	...	208	10500	2.3	6	68	1.8	...	10
5....	259	136	122	50	72	14	14	...	119	5000	2.4	15	39	2.1	...	19
6....	48	16	16	16	16	8500	5.1
7....	82	29	29	29	27	9000	4.4	2	3
8....	97	34	34	34	33	8500	4.8	1	2
9....	71	21	21	21	21	10500	5.1	1
10....	89	20	20	20	20	11000	5.6	4
11....	92	25	25	25	25	16000	5.4
12....	56	17	17	17	16	14500	5.4	1
13....	21	12	7	7	...	4	3	1	...	1	10	5500	4.9
14....	59	22	9	8	1	12	10	2	...	1	17	4500	4.3	5	57	3.6	...	3
15....	34	16	11	11	...	3	3	2	9	6000	4.8	4
16....	42	15	7	7	...	7	5	2	...	1	10	5000	4.7	4	1
17....	37	10	10	10	8	6500	5.0	2	2
18....	44	18	9	8	1	6	6	3	12	6500	4.9	4	1
19....	80	26	16	15	1	4	4	6	20	7500	4.6	4	4
20....	45	13	5	4	1	3	2	1	...	5	11	6500	4.7	1
21....	31	8	8	8	7	11000	5.7	1
22....	70	26	26	25	1	23	7500	4.9	1
23....	20	8	7	7	...	1	1	7	7000	5.3	1
24....	71	21	17	17	...	4	3	1	20	8500	5.1	1	3
25....	34	14	14	14	10	5500	4.6	2	1
26....	3	1
27....	15	4
28....	10	3
29....	15	4	3	2	1
30....	21	5	4	4	...	1	1
32....	3	1
33....	8	3	5	7500	5.4
34....	11	5	5	5
36....	5	1	5
38....	14	6	6	6	5	8500	5.6
39....	21	6	6	6	5	1	1	5	7000	4.6	1	1
40....	15	7	7	7	6	8000	4.3
41....	30	10	9	9	...	1	1	8	8500	5.8	1
42....	23	7	7	7	7	9000	5.4	1
43....	22	8	7	6	...	2	1	1	8	8000	4.1
44....	15	6	6	6	5	7000	4.0	1	1
45....	93	24	24	24	20	12500	5.3	1	3
46....	104	25	25	25	24	12500	5.2	1	3
47....	22	10	10	10	9	9500	4.7
48....	21	7	7	7	5	12000	5.0	1	1
49....	39	13	11	11	...	2	1	1	11	8000	5.5	1	1
50....	36	14	11	11	...	3	2	1	12	6500	5.0	1
51....	17	7	6	6	...	1	1	5	6000	5.2	1
52....	24	8	7	7	...	1	1	7	6500	4.6	1
53....	11	4
54....	**22	5	5	5	4	1
55....	9	6	6	6	3	2
56....	51	14	10	10	...	4	4	12	8500	5.4	1	3
57....	76	28	27	27	...	1	1	25	9500	4.9	3
58....	115	42	37	37	...	5	4	1	31	8000	4.8	6	61	3.8	...	3
59....	146	44	44	44	41	16000	6.0
61....	40	11	11	11	11	16500	6.6
62....	61	21	18	18	...	3	3	16	13500	5.4	3	2
63....	42	12	11	11	...	1	1	11	10000	4.5	1
64....	18	5	5	5	5	...	4.8
65....	22	9	5	5	...	2	2	2	7	5000	3.6	2	1
67....	30	11	8	8	...	2	1	1	...	1	7	7500	4.3	3	1
68....	18	8	6	6	...	2	2	8	7000	4.0
69....	56	17	9	9	...	8	8	10	5500	4.6	6	49	3.7	...	5
70....	30	8	3	3	...	5	4	1	6	5500	4.7	2	2
71....	31	11	11	8	3	10	5500	4.6	1
72....	188	65	64	61	3	1	...	1	58	10500	5.1	4	2
73....	21	6	6	6	6	13500	5.8
74....	51	14	14	14	14	12500	5.3
75....	14	4
76....	5	2
77....	21	9	8	8	...	1	1	...	5	10000	4.6	2
78....	6	1
79....	7	2
80....	56	18	18	18	18	12500	5.4	2
81....	36	12	6	6	...	2	2	4	12	4500	4.7	1
82....	40	11	4	3	1	3	2	1	...	4	8	5000	4.6	3	3
83....	28	10	3	3	...	3	3	4	8	5000	4.6	2
84....	29	11	5	5	...	3	2	1	...	3	9	5500	4.2	1
85....	54	20	20	20	20	12000	5.1
86....	*33	8	8	8	8	15000	6.0
87....	26	9	9	9	9	12500	5.6
88....	5	2
89....	71	19	19	19	19	12500	5.4	1
90....	51	20	12	12	...	6	6	2	16	6000	4.8	3	3
91....	38	12	8	8	...	4	4	10	6000	4.6	2	1
97....	14	5	4	4	1	5	7500	4.4

Table 2.—CHARACTERISTICS OF HOUSING UNITS, BY BLOCKS: 1960—Con.

["Total population" contains no persons in group quarters unless preceded by asterisk; one asterisk (*) denotes less than 10 percent; two asterisks (**), 10 percent or more]

Blocks within census tracts	Total population	All housing units by condition and plumbing									Occupied housing units							
		Total	Sound			Deteriorating			Dilapidated	Owner occupied			Renter occupied			Occupied by non-white	1.01 or more persons per room	
			Total	With all plumbing facilities	Lacking some or all facilities	Total	With all plumbing facilities	Lacking some or all facilities		Total	Average value (dollars)	Average number of rooms	Total	Average contract rent (dollars)	Average number of rooms			
98...	37	12	4	4	...	6	4	2	...	2	9	5000	4.9	3	2
99...	29	16	10	9	1	4	3	1	...	2	11	5500	4.3	1	1
100...	39	14	12	12	...	1	1	1	14	6500	4.7	
101...	34	15	7	6	1	4	4	4	12	6000	4.3	1	
105...	8	3	
106...	49	17	17	17	14	11500	5.5	1	
107...	29	9	9	9	8	14500	6.0	
108...	27	8	8	8	6	11500	5.7	1	
109...	50	16	16	16	16	13500	5.8	
110...	36	10	10	10	10	12500	5.6	1	
111...	13	4	
112...	16	6	5	4	1	1	1	6	7500	5.0	
113...	15	4	
114...	32	10	9	9	1	8	7000	4.6	2	1	
115...	21	8	6	6	2	7	7500	4.4	1	1	
116...	35	14	6	6	...	3	3	3	12	6500	4.6	2	1	
117...	55	17	17	17	14	13000	5.9	2	
118...	47	14	14	14	14	12000	5.6	1	
119...	23	7	7	7	6	11500	5.0	1	
120...	24	8	8	8	8	13000	5.6	
121...	27	7	7	7	6	14000	5.7	1	1	
122...	44	13	13	13	13	12000	5.4	
123...	50	14	14	14	14	12000	5.3	
124...	57	17	17	17	16	11500	5.4	1	
125...	68	17	17	17	16	11500	5.8	1	2	
126...	16	17	4	4	...	1	1	1	5	7500	4.6	1	
127...	27	10	9	9	...	2	2	9	7500	4.4	1	1	
128...	35	9	7	7	...	3	3	7	8000	5.4	2	1	
129...	16	8	3	3	...	4	4	1	6	7000	4.7	1	
130...	46	13	6	6	...	6	4	2	...	1	9	5500	5.3	3	2	
131...	18	9	6	6	...	2	1	1	...	1	6	7000	4.8	1	
132...	29	10	6	6	...	4	4	7	6000	4.4	3	
133...	61	16	11	11	...	4	4	1	15	6000	4.5	1	5	
134...	49	17	10	9	1	4	4	3	12	6000	4.8	2	2	
135...	53	18	12	12	...	4	4	2	14	7000	4.6	4	1	
138...	5	2	
139...	36	13	7	7	...	3	3	3	12	8500	5.4	
140...	26	9	6	6	...	2	1	1	...	1	8	11500	5.9	
7.....	*3692	1431	1215	1211	4	183	177	4	2	33	698	9000	5.1	616	40	4.0	1	110
1...	30	18	10	10	...	8	8	7	13500	5.0	7	62	3.6
2...	22	11	9	9	...	2	1	1	9	8000	4.9	2
3...	28	12	6	6	...	6	6	5	9000	4.4	6	62	4.7
4...	43	21	5	5	...	16	16	5	...	5.0	11	60	4.5
5...	14	8	8	8	4	3
6...	31	10	8	8	...	2	2	9	9000	5.4	1
7...	5	2
8...	14	6	6	6	5	26000	5.8
9...	37	21	21	21	11	8500	4.8	2	2
10...	20	9	8	8	...	1	1	4	1	2
11...	15	7	6	6	...	1	1	5	14000	6.4	1
12...	47	23	23	23	16	12500	4.8	2	1
13...	39	12	12	12	10	8500	4.4	2	2
14...	20	9	9	9	8	9000	4.6	1
15...	32	13	13	13	12	8000	4.9	1
16...	60	18	18	18	16	7000	4.9	1
17...	38	12	12	12	12	33	4.1	...	2
18...	309	72	72	72	66	36	4.8	...	23
19...	32	18	11	11	...	5	5	2	8	10500	4.9	8	52	4.1	1	...
20...	47	20	13	13	...	7	7	6	13500	4.5	11	48	3.9	...	2
21...	26	9	7	7	...	2	1	8	9500	5.0
22...	24	9	7	6	1	2	1	...	1	...	6	9000	4.2	1	2
23...	25	13	13	13	5	7500	4.6	8	...	3.3
24...	55	19	18	18	...	1	1	13	9000	4.8	6	63	2.8	...	3
25...	33	12	8	8	...	4	4	11	8000	5.1
26...	4	3
27...	19	7	6	6	...	1	1	5	10000	4.8	2
28...	24	8	8	8	5	12000	4.8	3
29...	376	156	156	156	149	30	3.9	...	15
31...	30	9	9	9	8	7500	4.3	1	2
32...	36	17	17	17	14	9000	4.9	2
33...	43	15	15	15	13	10500	5.3	2
34...	27	12	12	12	9	8500	4.9	2
35...	16	8	2	2	...	6	6	1	5	...	3.0
36...	455	173	173	172	1	163	30	4.0	...	17
37...	17	6	6	6	4	2	1
38...	29	15	14	14	...	1	1	14	9000	4.7
39...	11	4
40...	54	26	18	18	...	8	8	11	8500	4.9	13	47	3.8
41...	54	20	12	12	...	6	6	2	14	9500	5.1	3	2
42...	46	20	13	13	...	4	4	3	10	7500	4.6	7	58	4.0	...	3
43...	28	11	9	9	...	1	1	9	9500	5.1	2
44...	3	1
45...	44	18	12	12	...	3	3	3	8	8500	5.4	7	59	3.9
46...	13	5	5	5	3	2
47...	26	11	11	11	10	8000	4.7
48...	41	18	18	18	17	8000	4.9	1

Table 2.—CHARACTERISTICS OF HOUSING UNITS, BY BLOCKS: 1960—Con.

["Total population" contains no persons in group quarters unless preceded by asterisk: one asterisk (*) denotes less than 10 percent; two asterisks (**), 10 percent or more]

Blocks within census tracts	Total population	All housing units by condition and plumbing								Occupied housing units								
		Sound			Deteriorating			Dilapidated	Owner occupied			Renter occupied			Occupied by non-white	1.01 or more persons per room		
		Total	With all plumbing facilities	Lacking some or all facilities	Total	With all plumbing facilities	Lacking some or all facilities		Total	Average value (dollars)	Average number of rooms	Total	Average contract rent (dollars)	Average number of rooms				
49...	55	16	16	16	15	8500	5.0	1	
50...	19	9	9	9	8	7000	4.8	
51...	1	
52...	38	19	16	16	...	3	2	1	...	9	9000	5.1	9	22	2.7	
53...	7	3	
54...	37	17	9	9	...	8	8	10	7500	4.9	5	52	3.8	...	1	
55...	34	13	7	7	...	6	6	9	9000	5.8	4	
56...	33	18	13	13	...	4	4	6	...	4.0	8	72	2.5	...	2	
57...	70	21	12	12	...	7	7	17	10000	5.8	4	2	
58...	40	14	12	12	...	2	2	11	12000	5.9	3	1	
59...	70	25	18	18	...	4	4	...	3	21	7000	5.0	3	2	
60...	40	13	6	6	...	7	7	8	7500	4.8	5	68	6.0	...	1	
61...	24	10	5	5	...	3	3	...	2	6	7500	4.3	3	1	
62...	57	27	23	22	1	3	2	1	...	20	7500	5.3	6	44	3.3	...	1	
63...	43	16	10	10	...	6	5	1	...	12	7000	5.3	4	2	
64...	46	20	20	20	14	9000	5.2	4	3	
65...	58	26	22	22	...	4	4	18	6000	5.3	4	1	
66...	15	4	
67...	40	15	15	15	11	8500	5.1	3	1	
68...	90	31	29	29	...	2	2	28	10500	5.1	2	
69...	47	20	15	15	...	4	4	...	1	14	6500	4.5	3	3	
70...	41	17	15	15	...	2	2	15	6500	5.1	1	1	
71...	28	12	12	11	1	6	5500	4.2	5	79	4.4	...	1	
73...	4	
74...	**44	19	12	12	...	1	1	...	6	13	7500	5.5	4	
75...	*84	24	5	5	...	18	18	...	1	16	7000	5.9	7	48	4.0	...	2	
76...	50	17	17	17	16	9500	5.3	1	1	
77...	44	15	10	10	...	5	5	13	10000	6.0	1	
78...	47	18	8	8	...	5	5	...	5	15	10000	5.3	3	1	
79...	44	22	20	20	...	2	2	13	9000	6.0	4	1	
8.....	3214	1400	1073	989	84	299	213	80	6	28	875	6000	4.6	367	48	3.5	...	104
1...	23	5	4	4	...	1	...	1	...	3	2	3	
2...	24	7	7	7	5	7500	4.0	2	2	
3...	31	14	8	8	...	6	4	2	...	9	6000	4.1	3	1	
4...	18	6	5	5	...	1	1	3	2	
5...	24	10	10	10	10	6000	4.6	
6...	25	12	1	1	...	10	8	2	...	6	6000	4.7	2	
7...	42	15	4	4	...	10	8	2	...	10	5500	4.5	3	2	
8...	36	19	5	5	...	11	8	3	...	12	5000	4.3	6	48	3.5	
9...	40	15	2	2	...	12	11	1	...	6	4000	4.0	8	44	4.0	...	2	
10...	43	14	14	13	1	10	9000	5.0	4	1	
11...	49	17	17	15	2	13	4500	4.9	4	2	
12...	59	25	25	20	5	10	4000	3.9	11	51	3.1	...	3	
13...	51	17	17	15	2	11	4500	4.6	6	45	4.3	...	2	
14...	53	19	12	10	2	7	4	3	...	10	4000	5.8	6	43	3.7	...	4	
15...	31	10	10	9	1	7	6500	5.0	3	2	
16...	42	16	12	11	1	3	2	1	...	12	6000	6.2	2	1	
17...	29	15	10	8	2	4	2	2	...	10	5500	4.4	5	47	3.0	
18...	18	9	8	7	1	1	1	2	6	56	3.7	
19...	20	18	11	9	2	7	1	5	1	13	5500	2.3	3	1	
20...	65	33	24	15	9	7	3	1	3	22	5500	3.5	9	34	2.3	...	3	
21...	63	28	21	18	3	5	3	2	2	12	5500	5.3	14	39	3.4	...	3	
22...	44	17	14	13	1	1	1	...	2	9	5000	5.2	7	54	4.6	
23...	19	11	10	9	1	1	1	5	...	7.6	4	4	
24...	63	25	25	21	4	9	4500	4.6	14	45	3.7	...	4	
25...	49	19	19	17	2	9	5500	5.2	8	50	3.4	...	2	
26...	26	13	13	13	13	5500	4.5	
27...	49	16	16	16	14	5000	4.9	1	
28...	52	22	4	4	...	16	13	3	...	9	5000	4.7	8	43	4.0	...	1	
29...	47	20	1	1	...	17	5	12	...	5	5000	4.6	11	43	3.5	...	3	
30...	40	12	2	2	...	10	10	10	6000	5.1	2	1	
31...	21	11	6	6	...	5	2	3	...	7	4000	4.7	2	
32...	31	10	9	9	...	1	1	10	6500	4.1	2	
33...	40	16	16	16	12	7000	4.2	2	1	
34...	32	11	11	10	1	9	7500	4.8	1	
35...	22	13	13	12	1	10	5500	4.1	1	
36...	6	3	
37...	26	9	9	9	6	6000	4.3	3	2	
38...	53	26	25	24	1	1	1	19	10000	4.8	2	
39...	17	5	4	3	1	1	...	1	...	4	1	1	
40...	20	6	6	4	2	4	2	2	
42...	5	
43...	22	8	8	8	8	6500	4.5	
44...	23	8	7	7	...	1	...	1	...	5	6500	4.6	3	1	
45...	2	1	
46...	37	12	11	11	...	1	1	12	8000	5.5	
47...	18	8	5	5	...	3	3	5	6500	4.8	2	
48...	47	16	4	3	1	12	8	4	...	12	5000	4.4	3	2	
49...	54	24	2	2	...	21	16	5	...	18	5000	3.7	5	47	3.0	...	3	
50...	24	17	10	10	...	7	7	8	5000	4.4	3	
51...	57	23	23	21	2	13	4500	4.1	6	49	4.2	...	4	
52...	49	21	21	21	15	4500	3.9	5	41	3.2	...	2	
53...	40	13	13	13	8	6500	4.9	5	...	4.0	...	2	
54...	38	19	19	17	2	11	5000	4.6	7	45	3.6	...	1	
55...	57	26	24	20	4	2	14	5000	4.4	11	52	3.2	
56...	40	24	16	13	3	8	4	12	5000	5.1	9	39	2.8	

Table 2.—CHARACTERISTICS OF HOUSING UNITS, BY BLOCKS: 1960—Con.

["Total population" contains no persons in group quarters unless preceded by asterisk; one asterisk (*) denotes less than 10 percent; two asterisks (**), 10 percent or more]

Blocks within census tracts	Total population	All housing units by condition and plumbing								Occupied housing units							
		Total	Sound			Deteriorating			Dilapidated	Owner occupied			Renter occupied			Occupied by non-white	1.01 or more persons per room
			Total	With all plumbing facilities	Lacking some or all facilities	Total	With all plumbing facilities	Lacking some or all facilities		Total	Average value (dollars)	Average number of rooms	Total	Average contract rent (dollars)	Average number of rooms		
57...	46	26	21	20	1	5	5	14	6000	4.7	8	51	3.1	...	2
58...	56	23	19	18	1	1	1	...	3	11	5500	4.7	11	53	3.7	...	2
59...	27	14	7	7	...	7	4	3	...	6	...	5.0	7	50	2.1	...	1
61...	1
63...	44	16	11	11	...	5	3	2	...	10	4000	4.8	5	62	4.4	...	2
64...	45	24	23	23	...	1	...	1	...	12	4500	3.9	10	49	4.1
65...	49	24	18	17	1	6	5	1	...	15	5000	4.9	5	52	4.0	...	1
66...	36	31	27	21	6	4	4	15	5500	4.5	8	36	2.5
67...	45	29	29	27	2	12	5000	5.1	11	40	3.4
68...	53	20	20	14	6	11	5500	5.0	5	52	2.8	...	5
69...	46	18	18	18	13	5000	4.8	3	1
70...	41	24	24	24	13	5500	4.6	5	39	3.0	...	1
71...	32	14	6	6	...	8	7	...	1	10	5500	4.4	1
72...	40	16	10	10	...	6	5	1	...	15	5000	4.5	1	1
73...	7	4
74...	21	10	1	1	...	9	5	4	...	6	5000	4.3	4
75...	40	13	11	9	2	2	1	1	...	10	6500	5.1	2	1
76...	56	20	19	19	...	1	...	1	...	12	5500	5.2	7	56	4.3	...	1
77...	47	13	13	13	12	7500	5.2	1	2
78...	12	6	3	3	...	3	2	1	...	3	1	1
79...	21	10	1	1	...	9	8	1	...	6	4500	4.3	3
80...	17	9	1	1	...	8	8	7	5500	4.4	1
81...	14	6	6	6	5	7500	5.0
82...	22	7	7	7	6	9000	4.5	1	1
83...	19	11	11	11	5	8500	4.6	5	47	2.4
84...	17	10	10	8	2	7	5000	4.7	1	2
85...	21	9	9	8	1	3	5	...	3.6	...	2
86...	6	5	5	5	4	1
87...	7	3
88...	27	16	16	16	10	5000	5.1	1
89...	14	6	6	6	5	...	4.8	1
90...	3	2
91...	16	7	4	3	1	3	3	3	1
92...	54	23	15	15	...	7	6	1	1	17	6500	4.8	5	70	3.8	...	1
93...	40	16	12	12	...	4	4	14	7500	4.6
94...	33	13	12	10	2	1	...	1	...	12	6500	4.3	1
95...	21	13	13	13	8	7500	4.5	3	1
96...	20	10	7	7	...	3	3	9	9500	5.0
97...	19	11	11	11	6	11000	6.2	2
98...	11	4
99...	29	13	9	9	...	4	3	1	...	9	6500	4.2	2	1
100...	37	16	14	13	1	2	2	7	5000	3.9	5	...	3.6	...	3
101...	7	7	6	6	...	1	1	3	1
102...	39	16	12	12	...	4	3	1	...	13	8500	5.3	1	1
9.....	2819	948	933	926	7	14	14	...	1	804	11000	5.3	95	63	3.9	...	45
1... 1	141	45	44	44	...	1	1	42	17500	5.7	1
2... 2	67	18	18	18	18	12000	5.3
3... 3	28	7	7	7	7	14500	5.3	2
4... 4	58	17	17	17	16	14000	5.1
5... 5	72	18	18	18	16	11000	5.1	1	2
6... 6	68	18	18	18	18	11500	5.2	2
7... 7	51	16	16	16	15	14000	5.2	1	1
8... 8	68	19	18	18	...	1	1	19	14000	4.9	1
9... 9	73	17	17	17	14	13000	5.5	2	2
10... 10	61	17	17	17	17	12000	5.3
11... 11	83	26	26	26	22	13500	5.3	1	2
12... 12	62	20	19	19	...	1	1	19	13000	5.1	1	2
13... 13	52	13	13	13	13	12500	6.1	1
15... 15	49	16	16	16	16	11500	5.8
16... 16	59	17	17	17	16	10000	5.9	1	1
17... 17	57	24	24	24	14	12000	5.4	6	69	4.0	...	1
18... 18	57	22	22	22	14	10000	5.1	6	59	3.5
19... 19	21	8	8	7	1	8	10000	5.8
20... 20	18	7	7	7	7	12000	5.3
21... 21	57	23	22	21	1	1	1	18	8000	5.7	3	1
22... 22	12	7	7	7	3	1
23... 23	7	5	4	4	1	3	1
24... 24	3
25... 25	13	7	1	5	...	5.8
26... 26	33	15	15	15	7	8500	5.7	5	...	4.0	...	1
27... 27	43	18	18	18	15	8500	5.1	1
28... 28	43	17	16	15	1	1	1	12	9500	6.2	3
29... 29	35	18	18	18	16	9500	5.5	2
30... 30	58	28	27	27	...	1	1	15	10000	5.7	11	53	2.6
31... 31	48	17	17	17	15	10500	5.7	1
32... 32	57	16	16	16	14	9500	5.9	2
33... 33	89	31	31	31	26	10000	5.2	3	2
34... 34	54	17	17	17	17	10500	5.2	1
35... 35	77	26	25	25	...	1	1	20	9000	5.7	6	50	3.5	...	1
36... 36	23	9	1	9	10500	5.3
37... 37	21	7	7	7	4	3
38... 38	28	10	10	10	8	10000	5.5	2
39... 39	29	9	9	9	9	9000	5.8
40... 40	29	17	17	17	15	7000	4.7	1
41... 41	69	18	18	18	15	10500	5.3	3	3

City Block Characteristics

Table 2.—CHARACTERISTICS OF HOUSING UNITS, BY BLOCKS: 1960—Con.

["Total population" contains no persons in group quarters unless preceded by asterisk: one asterisk (*) denotes less than 10 percent; two asterisks (**), 10 percent or more]

Blocks within census tracts	Total population	All housing units by condition and plumbing									Occupied housing units							
		Total	Sound			Deteriorating			Dilapidated	Owner occupied			Renter occupied			Occupied by non-white	1.01 or more persons per room	
			Total	With all plumbing facilities	Lacking some or all facilities	Total	With all plumbing facilities	Lacking some or all facilities		Total	Average value (dollars)	Average number of rooms	Total	Average contract rent (dollars)	Average number of rooms			
						With flush toilet	No flush toilet											
42...	54	16	16	15	1	14	9000	5.1	2		
43...	26	9	9	9	6	...	5.5	2		
44...	28	7	7	7	6	18500	6.2	1		
45...	3	1		
46...	15	3		
48...	75	24	18	18	...	6	6	22	9000	5.1	1	3		
49...	33	8	8	8	7	9000	5.3	1	1		
51...	30	8	8	8	8	9000	5.5		
52...	26	8	8	8	8	8000	4.9		
53...	14	6	6	6	1		
54...	51	18	18	18	16	9500	4.5	1	2		
55...	41	14	14	14	14	10000	5.0	1		
56...	15	7	7	7	5	...	3.8	2		
57...	4	2		
58...	11	4		
59...	8	7	7	7	5	...	4.8		
60...	39	12	12	12	6	9000	5.3	5	67	4.0	2		
61...	16	6	6	6	6	9500	5.0		
62...	8	5	5	4	1	4	1	1		
63...	62	22	22	22	20	10000	5.0	1	1		
64...	50	15	15	15	14	10500	4.7	1	1		
65...	65	18	18	18	15	9000	4.7	3	2		
66...	32	11	11	11	11	9000	5.8		
67...	42	18	18	18	14	8500	4.3	2		
68...	45	18	18	18	17	10000	5.1		
69...	40	18	17	17	...	1	1	14	9000	4.4	2	2		
70...	4	2		
10.....	*8063	2664	2250	2165	85	356	309	36	11	50	1557	9500	4.7	768	61	3.6	1	345
1...	28	7	7	7	7	10000	5.6	1	
2...	18	6	6	6	5	7000	5.2	1	
3...	27	9	9	9	8	7500	4.6	1	
4...	45	14	9	9	...	5	5	4	9	72	4.7	...	3	
5...	40	13	12	12	...	1	1	4	8	60	1.9	...	3	
6...	14	5	2	2	...	2	2	...	1	4	1	
7...	4	4	
8...	16	6	4	4	...	1	1	4	1	1	
9...	7	4	
10...	6	3	
11...	53	20	11	11	...	6	6	3	11	10000	4.6	5	...	4.0	...	1
12...	44	25	20	20	...	4	3	1	...	1	12	7500	4.1	7	65	3.1	...	1
13...	7	4	
14...	9	3	
15...	151	68	64	58	6	4	1	2	1	49	6000	2.6	19	61	2.3	...	10	
16...	4	4	
17...	4	2	
18...	10	3	
19...	139	42	42	42	38	13500	5.0	4	
20...	138	58	58	55	3	49	7500	3.6	9	59	3.9	...	4	
21...	15	7	3	3	...	4	3	1	...	3	3	
22...	137	34	32	32	...	2	2	26	9000	4.3	8	59	3.6	...	10	
23...	37	27	27	27	23	8500	4.5	2	4	
24...	34	7	6	6	...	1	1	7	7500	5.7	1	
25...	11	3	
26...	11	4	
32...	11	4	
33...	102	33	28	19	9	5	2	2	1	20	5000	3.9	13	57	2.8	...	13	
34...	67	15	15	14	1	7	7000	5.0	6	67	5.2	...	4	
35...	10	2	
36...	16	8	8	5	3	3	1	2	
37...	64	32	31	30	1	1	1	8	...	3.9	14	58	3.5	...	2	
40...	*65	15	8	8	...	6	6	7	6500	4.9	5	65	4.2	...	6	
41...	61	24	20	20	...	3	3	1	9	9500	4.0	10	73	3.2	...	5
42...	40	21	20	20	...	1	1	12	8000	4.3	4	
44...	39	23	18	18	...	5	4	1	...	5	10500	4.9	5	80	4.4	...	3	
45...	14	3	3	3	
46...	5	2	
49...	64	14	14	14	14	15000	5.6	2	
50...	10	4	3	2	1	1	3	2	
52...	626	211	199	194	5	11	8	3	...	1	150	13000	5.6	19	61	4.4	...	15
53...	35	11	6	6	...	3	1	2	...	2	9	4000	4.6	2	
54...	5	2	
55...	20	13	13	12	1	3	3	
56...	65	21	12	12	...	8	4	4	...	1	18	4500	4.2	2	1	
57...	40	15	6	6	...	9	9	9	6500	4.7	6	48	3.3	...	1	
58...	21	8	3	3	...	5	3	2	...	7	6500	4.4	1	
59...	24	16	7	7	...	9	9	5	...	5.2	6	60	2.2	...	1	
60...	66	22	17	13	4	5	3	1	1	...	1	17	78	2.2	...	13
61...	29	13	6	6	...	5	4	1	...	9	7000	4.7	2	
62...	30	13	10	7	3	2	2	10	8000	3.7	2	
63...	76	30	28	25	3	2	2	28	8500	3.4	2	4	
64...	65	26	24	24	...	2	2	23	8500	4.4	2	1	
65...	66	20	19	19	...	1	1	17	8500	5.0	2	2	
66...	35	12	12	12	9	7500	5.1	1	1	
67...	78	20	20	20	17	12500	5.2	2	2	
68...	34	12	12	12	10	8500	4.6	2	

Table 2.—CHARACTERISTICS OF HOUSING UNITS, BY BLOCKS: 1960—Con.

["Total population" contains no persons in group quarters unless preceded by asterisk: one asterisk (*) denotes less than 10 percent; two asterisks (**), 10 percent or more]

Blocks within census tracts	Total population	All housing units by condition and plumbing									Occupied housing units						
		Total	Sound			Deteriorating			Dilapidated	Owner occupied			Renter occupied			Occupied by non-white	1.01 or more persons per room
			Total	With all plumbing facilities	Lacking some or all facilities	Total	With all plumbing facilities	Lacking some or all facilities		Total	Average value (dollars)	Average number of rooms	Total	Average contract (dollars)	Average number of rooms		
69...	59	19	19	19	15	12500	5.5	3	1
70...	11	4	3
71...	49	16	7	7	...	9	8	1	...	8	6000	4.6	8	52	3.6	...	2
72...	68	22	15	15	...	7	6	1	...	12	8000	4.7	7	52	4.0	...	2
73...	3	2	1
74...	24	9	1	1	...	6	5	1	...	8	4000	4.1	1	1
75...	34	13	6	6	...	6	6	...	1	9	6000	4.4	4	1
76...	27	8	5	5	...	3	2	1	...	7	7000	4.7	1	1
77...	18	8	1	1	...	4	2	2	...	5	5500	3.6	1	1	2
78...	46	12	12	12	12	15000	5.6	2
79...	61	16	16	16	14	14000	5.9	1	1
80...	81	18	18	17	1	16	13000	6.4	2	2
81...	42	15	15	15	13	16000	5.9	1
82...	61	17	17	17	16	13500	6.2
83...	61	19	19	18	1	18	13500	5.4	1
84...	17	7	2	1	1	5	5	3	2
85...	37	11	6	6	...	2	2	...	3	11	5500	4.4	4
86...	78	34	11	11	...	20	20	...	3	12	8000	4.2	13	73	3.8	...	2
87...	37	18	18	18	16	7500	4.5	5	63	3.2	...	3
88...	65	23	19	19	...	4	4	13	6000	5.0	8	59	4.0	...	3
89...	49	24	20	20	...	4	4	7	6500	4.3	12	58	2.8	...	5
91...	38	20	20	18	2	3	10	56	4.0	...	3
92...	29	11	5	4	1	5	4	1	1	5	...	4.2	5	50	3.4	...	3
93...	84	27	24	20	4	...	2	14	...	3.1	13	55	3.2	...	11
94...	17	9	3	3	...	6	5	...	1	2	3	2
95...	3	2
96...	11	4
97...	105	36	33	29	4	2	1	1	1	24	7500	3.7	11	53	4.0	...	5
98...	9	3
100...	46	16	15	15	...	1	1	7	...	5.6	5	57	4.0	...	1
101...	13	10	8	8	...	2	2	3	3
102...	45	14	14	14	9	9000	5.2	5	72	3.6	...	1
103...	51	20	19	19	...	1	1	4	14	56	3.9	...	3
104...	27	12	11	11	...	1	1	3	6	56	3.8	...	1
105...	52	26	25	25	...	1	...	1	...	4	16	51	3.5	...	2
106...	44	16	16	16	6	...	4.0	9	66	4.0	...	1
107...	92	41	35	35	...	6	2	1	3	13	...	5.1	17	57	3.9	...	5
108...	32	16	13	12	1	2	2	...	1	9	6500	4.6	5	56	3.4	...	1
109...	29	13	7	6	1	5	5	...	1	5	6500	4.8	4	2
110...	60	20	16	16	...	3	2	...	1	9	5000	3.8	8	60	3.1	...	4
111...	57	20	19	18	1	1	1	8	...	4.3	9	51	3.7	...	5
113...	138	36	36	36	33	13000	5.8	1	4
114...	126	32	31	31	...	1	1	31	11000	4.8	1	3
115...	43	13	12	12	...	1	1	12	8500	5.0	1	2
116...	55	15	15	15	15	9000	5.1	1
117...	284	98	97	97	...	1	1	72	8500	5.2	18	69	3.6	...	2
118...	15	4
119...	33	20	20	20	5	11500	5.4	12	86	1.4	...	1
120...	34	10	10	10	7	8000	4.9	2	1
121...	36	8	6	8000	4.2	2	3
122...	2	1
124...	36	17	16	16	...	1	1	8	10500	4.3	5	...	3.6	...	2
125...	31	11	11	11	4	6	57	3.2	...	2
126...	57	21	18	17	1	3	3	12	11000	5.3	7	61	3.7
127...	16	5	5	5	2	3
128...	74	34	34	34	5	...	4.4	24	61	3.4	...	3
129...	120	40	31	30	1	9	8	1	...	2	31	60	3.2	...	15
130...	42	13	13	11	2	4	8	60	3.4	...	4
132...	20	7	3	3	...	4	4	3	3	1
133...	11	5	5	5	1	3	1
134...	34	15	15	15	8	...	5.1	6	57	3.7
135...	37	12	11	10	1	1	1	10	6000	4.4	2	3
136...	18	6	5	4	1	4	1	1
137...	18	5	3	3	2	4	1	3
139...	1
140...	40	11	4	3	1	4	3	1	3	6	...	4.5	2	3
141...	45	15	10	10	...	1	1	...	4	6	...	4.0	7	41	2.9	...	5
142...	26	8	7	6	1	1	1	5	...	5.4	2	1
143...	25	12	12	12	8	68	3.9
144...	22	7	6	6	...	1	1	3	3	1
145...	103	46	45	35	10	1	...	1	...	33	5500	3.4	13	45	2.8	...	1
146...	59	27	27	27	6	11500	4.2	14	55	3.6	...	3
147...	58	24	22	20	2	2	2	8	11500	4.9	12	57	3.2	...	2
148...	64	23	23	23	10	11000	4.5	10	52	3.7	...	4
149...	32	15	15	15	8	7500	4.5	4	1
150...	37	11	10	10	...	1	1	4	6	57	4.7	...	1
151...	39	14	11	10	1	3	2	1	...	6	8000	4.8	5	50	3.4	...	2
152...	**39	13	13	13	5	...	5.6	4
153...	18	5
154...	18	5	5	...	6.4	...	2
155...	**19
156...	65	19	19	19	15	9000	5.7	1	2
158...	10	2
159...	42	13	4	4	...	5	5	...	4	6	7000	4.8	4	3
160...	37	16	10	10	...	6	6	5	...	4.2	7	61	3.3	...	3
161...	26	8	6	6	...	2	2	6	11000	6.2	2	1
162...	6	2
163...	46	13	8	8	...	5	5	7	9000	5.7	3	4
164...	62	19	16	16	...	3	3	8	6500	4.4	10	55	4.0	...	3

City Block Characteristics

Table 2.—CHARACTERISTICS OF HOUSING UNITS, BY BLOCKS: 1960—Con.

["Total population" contains no persons in group quarters unless preceded by asterisk; one asterisk (*) denotes less than 10 percent; two asterisks (**), 10 percent or more]

Table with columns: Blocks within census tracts, Total population, All housing units by condition and plumbing (Total, Sound, Deteriorating, Dilapidated), Occupied housing units (Owner occupied, Renter occupied), and Occupied by non-white. Rows list census tracts 28 through 50, with a summary row for tract 13.

Table 2.—CHARACTERISTICS OF HOUSING UNITS, BY BLOCKS, 1960—Con.

["Total population" contains no persons in group quarters unless preceded by asterisk; one asterisk (*) denotes less than 10 percent; two asterisks (**), 10 percent or more]

Blocks within census tracts	Total population	All housing units by condition and plumbing								Occupied housing units							
		Total	Sound			Deteriorating			Dilapidated	Owner occupied			Renter occupied				
			Total	With all plumbing facilities	Lacking some or all facilities	Total	With all plumbing facilities	Lacking some or all facilities		Total	Average value (dollars)	Average number of rooms	Total	Average contract rent (dollars)	Average number of rooms	Occupied by non-white	1.01 or more persons per room
20...	37	19	18	15	3	1	11	7500	5.8	5	52	2.2
21...	17	5	4	4	...	1	1	5	9000	5.2
22...	38	12	9	9	...	2	2	...	1	10	7500	5.0	2	1
23...	16	8	6	6	...	1	1	7	8500	5.3
24...	66	18	17	17	...	1	1	18	10000	5.3	2
25...	42	14	14	14	14	11000	5.1
26...	59	20	20	20	19	9500	5.1	1
27...	20	6	6	6	5	10000	5.2
28...	40	17	15	14	1	2	2	15	6500	4.0	2
29...	26	11	8	6	2	2	1	1	...	8	4500	4.6	1
30...	15	5	4	4	...	1	1	4	1	1
31...	19	7	6	6	...	1	1	6	6000	4.5
32...	54	22	17	17	...	5	3	2	...	19	7000	4.4	3	2
33...	78	24	21	21	...	3	3	21	9000	5.2	3	1
34...	49	15	14	13	1	1	1	13	9000	4.8	2
35...	122	30	30	29	1	29	13500	5.6	2
36...	63	17	17	17	16	11500	5.3	1
37...	53	17	17	16	1	16	10500	5.1	1
38...	26	9	9	9	7	8000	4.7	2	2
39...	23	10	10	9	1	7	7500	4.0	2
40...	43	11	11	11	9	9500	4.7	2	2
41...	76	22	19	19	...	2	...	2	1	21	9500	5.1	2	2
42...	79	31	31	31	28	12000	5.0	2	2
43...	5	2
44...	30	13	12	11	1	1	11	9500	4.6	1	1
45...	31	14	12	12	...	2	1	1	...	11	11000	5.0	2
46...	17	6	6	6	6	13500	6.0
47...	97	32	32	32	32	11500	5.3
48...	52	18	18	18	18	9000	5.2	1
49...	54	19	19	19	19	9000	5.4	1
50...	28	10	9	9	1	9	7500	4.6	1	1
51...	...	1
52...	40	11	11	11	9	10500	4.8	2	1
53...	56	15	9	9	...	2	2	...	4	9	8000	5.3	6	49	4.2	...	3
54...	20	7	7	7	7	11000	5.1
55...	41	12	10	10	...	2	2	12	8500	4.8	1
56...	73	21	21	21	18	9500	5.3	2	2
57...	31	12	12	12	11	11000	5.8
58...	73	24	24	24	23	11500	5.1	1
59...	27	11	11	11	11	12500	6.5
60...	11	4
61...	52	16	16	16	16	13500	6.3
62...	56	21	20	20	1	18	12000	5.7	2
63...	29	9	9	9	9	13500	6.0	1
64...	51	18	17	16	1	1	1	17	12000	5.5	1
65...	40	20	19	19	...	1	1	17	11000	5.7	1
66...	43	18	17	17	...	1	1	17	9500	5.2
67...	66	20	19	19	...	1	1	18	9500	5.3	2
68...	85	31	29	29	...	2	1	1	...	30	10500	4.4	1
69...	30	9	9	9	8	12500	5.1	1
70...	43	13	11	10	1	2	2	9	9000	5.7	3	1
71...	46	15	15	14	1	13	8000	5.1	1
72...	64	20	14	14	...	5	3	2	1	17	6500	4.5	2
73...	25	10	10	10	7	7000	4.6	3
74...	23	11	9	7	2	2	2	7	9500	4.7	2	1
75...	67	19	18	18	...	1	1	18	9000	4.7	1	2
76...	**83	17	17	17	15	10500	5.2	1	1
77...	43	14	14	14	14	9000	4.4	1
78...	21	11	11	11	9	8500	4.6	1
79...	36	13	12	12	...	1	1	13	9000	4.8
80...	39	13	11	11	...	2	2	10	11500	5.3	2	1
81...	32	10	10	10	10	9000	4.7
82...	37	11	10	10	...	1	1	9	10500	5.0	1	1
83...	31	12	11	10	1	1	1	11	8000	4.6
84...	48	17	17	17	17	7000	4.8	2
85...	47	15	13	12	1	2	2	12	8000	4.8	3	1
86...	40	14	12	12	...	2	2	13	11000	5.8	1
87...	22	8	8	8	7	12000	5.4
88...	44	16	15	15	...	1	1	14	13500	6.1	1
89...	51	20	19	19	...	1	1	19	11000	6.1	1
90...	82	28	28	28	24	11500	6.3	3	...	1	...	1
91...	44	14	14	14	14	16000	6.5
92...	15	5	5	5	5	23000	6.2
93...	15	6	4	4	...	2	2	5	...	5.6	1
94...	21	10	10	10	6	8500	5.7	3
95...	60	30	29	29	...	1	1	23	8000	5.6	4	2
96...	87	27	24	24	...	3	3	25	10000	5.8	1	1
97...	69	24	24	24	22	9000	5.3	2
98...	28	8	7	7	...	1	1	7	10000	5.6	1	1
99...	32	9	9	9	8	8500	5.5	1	1
100...	16	7	6	5	1	1	1	6	8500	4.7	1
101...	15	7	5	5	...	2	2	6	8500	4.5
102...	26	13	12	11	1	1	1	11	7500	4.5	1
103...	49	15	15	15	12	10000	4.7	3
105...	41	16	16	16	13	11000	4.7	3	1	...
106...	22	7	5	5	...	2	2	6	8500	4.5	1
107...	22	5	5	5	2	3	1

Table 2.—CHARACTERISTICS OF HOUSING UNITS, BY BLOCKS: 1960—Con.

["Total population" contains no persons in group quarters unless preceded by asterisk; one asterisk (*) denotes less than 10 percent; two asterisks (**), 10 percent or more]

Blocks within census tracts	Total population	All housing units by condition and plumbing									Occupied housing units							
		Total	Sound			Deteriorating			Dilapidated	Owner occupied			Renter occupied			Occupied by non-white	1.01 or more persons per room	
			Total	With all plumbing facilities	Lacking some or all facilities	Total	With all plumbing facilities	Lacking some or all facilities		Total	Average value (dollars)	Average number of rooms	Total	Average contract rent (dollars)	Average number of rooms			
								With flush toilet										No flush toilet
5...	20	10	10	7	6000	4.6	2	
6...	13	4	
7...	40	15	10	10	...	4	4	...	1	12	7500	5.6	1	1	
8...	60	20	7	7	...	12	12	16	7500	4.9	3	2	
9...	57	18	17	17	1	17	9000	5.1	1	
10...	21	8	8	8	8	9500	5.0	
11...	54	18	8	8	...	9	9	...	1	15	9500	5.5	3	1	
12...	62	23	22	21	1	1	1	17	10000	6.0	4	2	
13...	118	51	46	44	2	5	5	36	9500	5.8	12	54	3.2	
14...	80	30	30	30	20	10500	5.8	9	60	4.1	...	1	
15...	13	4	
16...	3	1	
18...	51	19	16	16	...	3	3	16	9000	4.9	3	1	
19...	17	5	3	3	...	2	2	4	1	
20...	7	2	
21...	13	4	
22...	21	11	10	10	...	1	1	8	9500	5.8	3	
23...	4	1	
24...	55	15	14	14	...	1	1	12	11500	6.1	1	
25...	41	13	11	8	3	2	2	8	8000	6.0	5	...	3.4	...	1	
26...	19	7	7	7	7	8500	5.1	
27...	25	7	5	5	...	2	2	6	8500	5.3	1	
28...	50	17	13	13	...	4	4	15	8500	5.0	2	1	1	
29...	50	14	11	11	...	3	3	13	8000	5.0	1	2	
30...	27	11	2	2	...	4	3	1	...	7	8500	5.1	3	1	
31...	17	8	4	4	...	3	3	...	1	8	8500	5.8	
32...	24	9	9	9	8	6500	5.1	1	
33...	21	11	11	10	1	9	9000	5.7	
34...	14	6	6	6	4	2	
35...	14	5	5	5	5	14000	5.8	
36...	**35	9	8	7	1	1	1	6	...	5.5	3	
37...	22	12	7	6	1	5	3	2	...	7	...	4.4	2	1	
38...	28	13	12	6	6	1	1	8	8000	5.4	3	2	
39...	42	12	7	6	1	3	2	...	1	6	7500	4.3	6	61	4.0	...	2	
40...	21	7	3	3	...	2	2	...	2	5	...	5.2	1	1	
41...	31	12	1	1	...	7	5	2	...	4	8	8500	6.0	4	1	
42...	21	10	10	9	1	9	6000	4.9	
43...	21	9	5	5	...	3	3	...	1	8	6500	4.8	1	
44...	38	17	14	14	...	3	3	15	6500	5.5	1	
45...	21	7	4	4	...	1	1	...	2	6	7500	5.5	1	
46...	31	8	4	4	...	4	2	2	...	3	5	46	4.6	...	2	
47...	23	7	6	5	1	1	1	5	...	6.2	2	1	
48...	22	8	6	4	2	2	1	1	...	5	...	5.8	
49...	33	14	10	7	3	4	2	2	...	3	10	55	3.8	
50...	27	12	4	4	...	7	2	5	...	1	4	...	7	44	2.4	...	2	
51...	55	25	18	17	1	7	6	15	7000	4.9	10	46	3.3	...	1	
52...	39	17	15	14	1	2	2	1	...	8	7500	5.3	8	40	3.8	
53...	55	19	17	17	...	1	1	...	1	16	7500	5.9	3	
54...	61	23	9	8	1	10	8	2	...	13	6500	5.0	7	50	4.6	...	2	
55...	40	19	9	9	...	8	8	...	2	15	5000	4.8	3	
56...	45	18	14	13	1	4	4	15	6500	5.2	2	1	
57...	51	23	18	18	...	5	5	14	9500	5.4	6	51	2.8	...	1	
58...	36	15	14	14	...	1	1	15	8000	4.6	
59...	79	26	23	22	1	3	3	12	9000	6.1	11	62	4.0	...	3	
60...	77	26	26	24	2	13	7000	5.3	12	56	4.2	
61...	51	21	12	12	...	8	6	2	...	16	7500	5.3	4	
62...	45	18	13	13	...	4	4	...	1	15	6500	4.7	3	1	
63...	47	17	12	12	...	5	5	14	7000	5.3	3	
64...	59	18	13	13	...	4	4	...	1	14	6500	5.2	4	1	
65...	69	21	14	14	...	3	2	1	...	15	7000	5.0	5	41	5.2	...	2	
66...	55	18	14	14	...	4	4	13	8000	5.2	3	1	
67...	56	27	27	27	17	7500	5.2	5	62	4.0	...	1	
68...	51	21	12	12	...	9	4	5	...	11	8500	5.3	9	43	2.8	...	3	
69...	39	13	12	12	...	1	1	13	13000	5.2	
70...	65	28	28	22	6	11	10000	5.4	14	53	2.8	...	4	
71...	32	14	13	13	...	1	1	13	8000	4.6	1	
72...	52	19	19	19	19	10500	5.8	1	
73...	68	21	17	17	...	2	2	...	2	15	10500	5.5	5	...	4.6	...	1	
74...	73	20	16	15	1	4	3	1	...	16	7500	5.6	4	4	
75...	51	21	13	13	...	7	5	2	...	17	5500	5.2	2	1	
76...	78	26	12	12	...	13	13	...	1	17	6000	5.4	7	46	3.4	...	3	
77...	36	16	13	13	...	3	3	13	8500	5.6	1	
78...	55	17	14	14	...	3	3	15	8500	5.5	1	1	
79...	58	23	21	21	...	2	2	22	7000	6.0	1	
80...	46	18	17	17	...	1	1	14	8000	5.9	4	2	
81...	44	16	14	12	2	2	2	9	5500	5.6	4	2	
82...	78	39	34	30	4	5	2	3	...	14	6500	4.9	23	46	3.0	...	2	
83...	44	17	17	17	16	9000	5.3	1	1	
84...	56	20	18	18	...	2	2	15	8000	5.3	3	1	
85...	65	17	16	15	1	1	1	13	7500	5.5	4	3	
19.....	**4766	1483	1086	968	118	253	132	114	7	144	1068	6500	4.8	345	48	4.1	354	214
1...	65	22	12	12	...	2	2	8	7500	5.1	12	49	3.5	...	5	
2...	4	
4...	64	25	24	20	4	1	1	12	...	3.0	12	59	2.9	...	5	
5...	21	6	6	6	5	...	5.2	1	1	
6...	95	36	34	34	...	2	2	29	8000	3.7	4	6	

Table 2.—CHARACTERISTICS OF HOUSING UNITS, BY BLOCKS: 1960—Con.

["Total population" contains no persons in group quarters unless preceded by asterisk: one asterisk (*) denotes less than 10 percent; two asterisks (**), 10 percent or more]

Blocks within census tracts	Total population	All housing units by condition and plumbing									Occupied housing units							
		Total	Sound			Deteriorating			Dilapidated	Owner occupied			Renter occupied			Occupied by non-white	1.01 or more persons per room	
			Total	With all plumbing facilities	Lacking some or all facilities	Total	With all plumbing facilities	Lacking some or all facilities		Total	Average value (dollars)	Average number of rooms	Total	Average contract rent (dollars)	Average number of rooms			
								With flush toilet										No flush toilet
7...	48	13	13	13	10	9500	4.9	3	4
8...	47	18	11	11	...	5	5	11	7000	4.1	6	58	3.8	2
9...	15	4
10...	9	3	1
11...	44	10	10	10	10	9000	4.7	3
12...	83	27	25	25	...	1	1	23	8500	4.5	3	1	5
13...	25	9	7	8	1	9	9000	5.0	1
14...	21	7	7	7	6	9000	4.8	1
15...	5	2	1
16...	34	10	10	10	10	9000	4.4	1
17...	73	19	19	19	19	9000	5.2	2
18...	20	7	6	6	...	1	1	6	5000	4.7	1
19...	21	6	5	5	...	1	1	6	8500	4.5	1
20...	10	10	10	10	10	10500	4.6
21...	27	6	5	5	5	11000	5.0	1	1
22...	34	12	6	5	1	2	2	...	4	9	8500	5.1	1	1
23...	36	18	18	15	3	14	6000	4.4	2	1
24...	47	17	13	13	...	3	3	...	1	13	8000	4.8	2	1
25...	32	7	7	7	6	7500	5.2	1	2
26...	31	7	7	7	6	10000	5.7	1	1
27...
28...	51	14	14	14	14	9500	5.4	1
29...	58	14	14	12	2	13	7500	5.0	1	2
30...	11	4
31...	52	15	13	13	...	2	1	1	...	11	6000	4.6	3	2
32...	34	13	10	9	1	2	3	9	6500	5.6
33...	83	22	16	14	2	3	2	...	4	11	4500	4.6	10	57	4.6	5
34...	239	91	89	82	7	2	1	1	...	89	6500	3.5	2	15
35...	3	1	3
37...	83	20	19	17	2	1	1	18	5500	4.4	1	3
38...	175	67	59	56	3	5	4	1	...	45	6000	4.9	15	56	4.9	5
39...	31	11	9	8	1	2	2	10	5000	4.7	1	1
40...	31	10	10	10	9	9000	5.0	1	2
41...	9	4
42...	32	12	10	9	1	2	2	7	7000	5.0	4
43...	15	4
44...	24	6	4	4	...	2	2	4	1	2
45...	15	5	3	3	...	2	2	2	3	1
46...	35	17	9	4	6	8	8	1	13	25	2.5	3
47...	29	6	4	3	4	2	2	6	6000	6.0	2
48...	35	10	4	3	1	2	2	...	4	5	7000	4.4	5	61	5.6	1
49...	21	8	8	8	7	5000	4.6	1
50...	7	4
51...	1	1
52...	13	3
53...	24	8	7	6	1	1	1	6	5000	5.7	2	1
54...	23	7	6	6	1	6	4000	5.2	1	1
55...	72	18	18	12	6	13	5500	4.6	5	52	4.4	5
56...	2	1
57...	39	9	7	3	4	2	...	2	...	8	3500	4.8	1	1	2
58...	45	9	3	3	3	1	1	...	5	3	5000	5.2	4	9	3
59...	10	6	3	1	1	3	2	3	4	...
60...	24	7	2	1	1	5	2	3	...	6	5000	4.0	4	3
61...	30	7	7	7	4	2	2
62...	111	29	22	22	...	7	2	5	...	26	7000	5.2	2	18	5
63...	82	32	25	20	5	7	3	3	1	23	6500	5.0	9	53	3.8	2
64...	68	22	22	18	4	18	6000	5.8	2	2
65...	10	3
66...	14	5	1	...	1	4	2	2	...	2	2	1
67...	19	4
68...	1	1
69...	29	10	9	9	...	1	1	8	5500	4.0	1	1
70...	22	11	8	8	...	2	2	...	1	4	1
71...	24	8	7	7	...	1	1	6	6500	4.2	2
72...	12	5	4	2	2	1	...	4	1	1
73...	21	8	5	4	1	2	1	1	...	4	4
74...	62	22	18	18	...	2	2	...	2	16	6500	5.3	2	1
75...	28	10	7	6	1	3	3	7	5000	4.1	2	1
76...	59	18	17	17	...	1	1	14	6500	4.6	4	3
77...	65	18	17	16	1	1	1	16	7500	4.9	1	3
78...	136	35	23	23	...	8	4	4	...	35	8500	5.0	34	...	5
79...	34	10	2	2	...	3	1	1	5	7	4500	5.4	3	10	...	3
80...	65	16	5	3	2	7	3	3	1	7	5000	5.1	9	42	4.0	16	...	3
81...	102	25	9	7	2	4	4	5	...	20	6000	4.9	5	24	...	4
82...	62	18	15	15	...	2	1	...	1	16	6500	4.6	1	3
83...	19	6	6	6	6	10500	5.8
84...	23	9	7	7	...	2	...	2	...	6	7000	4.5	2
85...	32	9	5	4	1	3	2	1	...	6	6500	5.3	3	2
86...	25	10	5	5	...	4	2	1	1	5	5500	4.9	1
87...	21	7	6	6	...	1	1	8	2	2
88...	15	9	6	5	1	3	...	3	...	8	4500	3.6	1
89...	12	3
91...	55	15	5	4	1	9	5	4	1	6	10000	5.0	8	42	3.3	14	...	6
92...	110	28	12	7	5	8	2	6	...	19	5500	5.5	8	44	4.9	27	...	5
93...	117	25	6	4	2	7	3	4	...	16	4500	5.2	9	43	4.2	24	...	9
95...	9	2
96...	71	21	6	4	2	5	4	1	...	14	5500	5.0	7	39	3.6	21	...	4
97...	83	22	2	2	...	14	1	13	...	9	6500	5.8	13	42	4.3	22	...	3

City Block Characteristics

Table 2.—CHARACTERISTICS OF HOUSING UNITS, BY BLOCKS: 1960—Con.

["Total population" contains no persons in group quarters unless preceded by asterisk: one asterisk (*) denotes less than 10 percent; two asterisks (**), 10 percent or more]

Blocks within census tracts	Total population	All housing units by condition and plumbing								Occupied housing units								
		Total	Sound			Deteriorating			Dilapidated	Owner occupied			Renter occupied			Occupied by non-white	1.01 or more persons per room	
			Total	With all plumbing facilities	Lacking some or all facilities	Total	With all plumbing facilities	Lacking some or all facilities		Total	Average value (dollars)	Average number of rooms	Total	Average contract rent (dollars)	Average number of rooms			
98...	4	2
99...	39	12	10	10	...	2	2	9	7500	5.1	3
100...	20	10	5	4	1	4	3	1	...	1	5	...	4.4	2	1
101...	15	6	6	6	4	1
102...	37	13	8	6	2	3	3	2	7	5000	4.1	6	53	4.3	...	2
103...	21	7	4	4	4	3	3	5	6500	5.2	2
104...	26	10	8	8	...	2	2	5	6500	6.0	4	1
105...	25	8	7	6	1	1	1	8	5500	4.9	1
106...	17	4
107...	19	9	...	6	...	1	1	7	5000	5.1	1
108...	34	12	11	11	...	1	1	8	5500	5.4	2	2
109...	22	6	4	2	2	2	...	2	5	4000	4.8	1
110...	43	12	3	2	1	7	1	6	...	2	9	4000	4.9	3	12	2
111...	94	22	2	2	...	10	3	7	...	10	10	4500	5.2	11	44	4.6	21	6
112...	79	21	11	8	3	8	...	8	...	2	5	8000	7.2	15	52	4.2	20	3
113...	63	24	6	6	...	2	1	1	...	16	14	4500	4.9	9	30	2.4	23	7
114...	11	4
115...	89	22	20	13	7	1	...	1	...	1	12	6000	5.4	10	50	4.0	21	5
116...	*83	24	21	11	10	2	...	2	...	1	14	7500	5.1	9	38	3.9	22	2
117...	15	8	2	1	1	5	2	3	...	1	5	3500	4.4	3
118...	22	8	6	6	...	1	...	1	...	1	7	4500	4.6	1
119...	26	7	7	6	1	6	5000	4.7	2
121...	36	13	11	10	1	2	1	1	11	7000	5.5	2
122...	18	7	7	7	4	2
20.....	*6702	2087	1313	961	352	591	184	371	36	183	1453	6000	4.7	481	46	3.7	947	382
1...	*345	146	114	110	4	18	13	3	2	14	110	5500	...	27	53	2.8	...	21
2...	3	1
3...	5	1
4...	205	90	35	33	2	27	14	11	2	28	58	6500	3.9	24	70	2.9	...	4
5...	50	21	17	15	2	2	...	3	...	1	8	10000	4.6	10	59	2.4	...	4
6...	117	38	33	29	4	5	2	3	29	7000	4.4	7	50	2.7	...	7
7...	25	11	10	8	2	1	...	1	9	6000	4.1	2
8...	41	9	4	3	1	5	3	2	3	6	44	5.0	...	4
9...	28	10	8	7	1	1	1	1	5	8000	5.4	4	3
10...	13	6	6	6	2	3
11...	48	15	10	5	5	5	3	2	12	5500	5.3	1	2
12...	60	18	13	11	2	4	4	1	13	5000	5.1	4	4
13...	75	19	16	14	2	3	1	2	17	4500	5.0	1	5
14...	45	13	11	9	2	2	...	2	10	5500	4.4	3	1	1
15...	7	1
16...	10	3
17...	4	2
18...	5	1
19...	20	5	5	5	4	1	1
20...	70	18	17	13	4	1	15	4000	5.1	2	4
21...	38	16	13	11	2	3	...	3	13	5000	4.6	3
22...	50	21	17	14	3	4	1	3	14	5000	4.6	6	50	3.7	...	1
23...	29	10	8	6	2	2	...	2	7	6000	5.4	2	1
24...	29	10	9	7	2	1	...	1	6	5500	4.7	3	1	2
25...	52	21	17	17	...	4	3	...	1	...	13	5500	4.6	6	46	3.3	...	1
26...	43	18	13	8	5	5	4	1	11	5500	4.9	3	1
27...	58	19	16	8	8	3	1	2	14	4000	4.9	4	2
28...	52	15	14	11	3	1	...	1	13	4500	5.6	2	1
29...	32	4
30...	4	1
31...	33	4
32...	15	7	6	4	2	1	1	6	5000	4.0	1
33...	21	7	5	3	2	2	...	2	5	6000	5.0	1
34...	68	19	18	15	3	1	1	11	4500	4.5	7	56	4.4	...	4
35...	69	12	9	7	2	3	...	3	9	5000	5.4	2	1	4
36...	28	12	11	6	5	1	...	1	10	5500	5.4	1
37...	48	13	12	6	6	1	1	9	4000	5.1	3	3
38...	57	15	13	9	4	2	1	1	12	4500	4.7	3	3
39...	40	13	12	10	2	1	1	9	7500	4.9	4	2
40...	57	15	14	11	3	1	...	2	13	4500	5.6	2	1
41...	42	40	13	12
42...	43	37	11	7	...	3	1	2	...	1	5	...	5.0	6	50	3.8	...	2
43...	44	51	16	12	8	4	4	1	3	...	12	4000	4.9	4	3
44...	43	15	13	10	3	2	...	2	14	5000	5.5
45...	41	12	12	11	1	11	5500	4.5	1	3
46...	32	12	10	6	4	2	...	2	9	5500	4.6	1	2
47...	6	2
48...	16	5	5	4	1	5	10000	4.6	5
49...	99	22	18	15	3	3	2	1	...	1	20	5500	4.5
50...	13	4	4	1	2
51...	24	5	5	2	3	4
52...	16	3
53...	10	4
54...	19	5	5	5	4	1	1
55...	6	2
56...	67	22	16	12	4	6	...	6	16	5000	4.8	5	37	3.8	...	4
57...	62	20	13	12	1	6	3	3	...	1	15	4500	5.1	5	39	3.8	...	1
58...	14	7	7	7	4	1	1
59...	22	9	8	7	1	1	1	7	5500	4.9	2	1
60...	17	13	8	3	5	4	...	4	...	1	6	3500	4.3	1	2
61...	34	8	6	5	1	2	2	6	5000	5.3	2
62...	44	18	15	9	6	3	...	3	14	5000	5.1	3
63...	17	13	8	3	5	4	...	4	...	1	6	3500	4.3	1	2
64...	34	8	6	5	1	2	2	6	5000	5.0	2
65...	44	18	15	9	6	3	...	3	14	5000	5.1	3
66...	17	16	11	11	5	1	...	1	13	5000	5.2	2

Table 2.—CHARACTERISTICS OF HOUSING UNITS, BY BLOCKS: 1960—Con.

["Total population" contains no persons in group quarters unless preceded by asterisk; one asterisk (*) denotes less than 10 percent; two asterisks (**), 10 percent or more]

Blocks within census tracts	Total population	All housing units by condition and plumbing									Occupied housing units							
		Total	Sound			Deteriorating			Dilapidated	Owner occupied			Renter occupied			Occupied by non-white	1.01 or more persons per room	
			Total	With all plumbing facilities	Lacking some or all facilities	Total	With all plumbing facilities	Lacking some or all facilities		Total	Average value (dollars)	Average number of rooms	Total	Average contract rent (dollars)	Average number of rooms			
																		With flush toilet
70...	61	22	14	4	10	8	...	8	...	16	3500	4.3	4	4	5
71...	39	14	14	10	4	9	5000	4.3	3	3	5
72...	45	10	4	4	...	6	1	4	1	5	4000	5.0	4	3	3
73...	49	14	14	11	3	13	5500	4.8	1	25	0
74...	126	26	9	8	1	10	7	3	...	23	5500	4.5	3	3	3
75...	37	11	2	2	...	5	3	2	...	8	5500	4.4	2	10	3
77...	25	7	7	7	7	9000	4.1	4	3
78...	32	13	7	7	1	6	6	6	...	1	12	28	3.2	...	3	3
79...	41	17	13	10	3	4	1	1	2	12	4500	4.8	5	...	3.4
80...	43	16	15	12	3	1	1	13	5500	5.8	3
81...	6	2	1
82...	33	15	10	6	4	4	2	2	...	10	5500	4.9	2	1
83...	4	4	1
84...	20	11	5	...	5	4	2	1	1	7	5000	3.7	2	5	3
85...	57	18	15	11	4	2	1	1	...	9	9000	5.2	8	39	3.4	...	9	3
86...	5	4
87...	27	14	8	8	...	2	2	...	4	12	4500	4.6
88...	2	1	4
89...	17	5	3	1	2	8	8000	5.0	8	1
90...	30	8	7	7
91...	3	3	1
93...	**68	5	2	1	1	1	...	1	...	5	...	5.8	4	1
94...	10	3	2	1	1	10	1
95...	23	10	7	3	4	2	1	1	...	7	7500	5.3	3
96...	6	2	4	3	1	3	6	3
97...	16	6	2	...	2	2	2	2	1	7	4000	4.0	1	8	3
98...	37	8	8	8	...	5	2	2	1	8	4000	3.9	1	9	7
99...	33	15	8	2	6	3	2	1	...	16	4000	4.7	1	17	3
100...	67	19	10	2	8	9	1	6	3500	4.3	6	...
101...	17	7	6	4	2	1	...	1
102...	33	13	9	4	5	4	...	4	...	13	4500	4.0	13	1
103...	49	15	6	1	5	5	...	2	3	6	...	4.8	6	35	4.2	...	12	2
104...	41	10	8	5	3	1	...	1	...	8	7500	5.1	1	9	3
105...	37	11	9	4	5	1	...	1	...	9	5500	5.1	1	10	3
106...	18	9	1	1	...	7	3	1	...	6	6000	4.5	2	7	...
107...	94	34	7	4	3	25	15	15	2	21	5000	4.1	6	45	3.3	27	9	
108...	82	29	13	9	4	15	7	7	2	23	5000	4.0	4	27	5
109...	55	19	7	5	2	11	4	4	...	9	4500	4.3	6	42	3.8	...	15	2
110...	26	8	7	4	3	...	8	6500	4.9	8	...
111...	132	37	7	4	3	17	8	9	...	23	7000	4.7	11	42	3.7	34	9	...
112...	301	67	44	39	5	15	4	10	1	59	7000	4.8	4	63	25	
113...	32	8	2	1	1	2	1	1	...	6	5000	4.3	2	8	3
114...	12	3
115...	18	3
117...	15	4
118...	9	2	3	2	5	...
119...	15	5	5	3	2	4	1	5	1
120...	16	5	4	3	1	1	1	2	3	5	...
121...	15	5	4	3	1	1	1	2
122...	29	7	6	4	2	1	...	1	...	5	...	5.8	2	7	2
123...	25	7	7	5	2	7	7000	5.0	7	1
124...	21	6	6	2	4	5	7500	5.2	1	6	...
125...	59	17	3	3	...	7	...	7	...	11	5500	5.3	4	15	6
126...	29	9	4	4	...	3	1	2	...	8	5500	6.1	1	9	...
127...	27	10	5	2	3	5	...	5	...	6	5500	3.5	4	10	3
128...	61	19	7	5	2	8	...	7	1	11	6500	5.5	5	41	4.2	16	3	
129...	22	6	1	...	1	5	1	4	...	6	6000	5.0	6	1
130...	5	2
131...	91	22	8	4	4	14	...	14	...	8	6500	6.5	13	40	3.8	21	7	
132...	91	21	18	10	8	3	2	1	...	17	6000	4.2	4	20	8	
133...	14	5	1	...	1	2	...	2	...	3	2	5	1
134...	53	10	3	3	...	7	2	5	...	4	5	46	4.0	9	6	
135...	30	8	2	1	1	6	4	2	...	3	1	35	3.8	8	2	
136...	15	5	3	2	1	2	...	2	...	4	5	1
137...	11	6	1	1	...	4	2	1	1	2	3	...
138...	23	6	3	1	...	3	...	1	2	6	6500	5.3	6	2	
139...	35	9	7	5	2	2	1	1	...	6	6500	5.0	3	9	3	
140...	39	9	7	4	3	2	1	1	5	31	4.0	9	3	
141...	**23	3	9	9	...
142...	24	5	5	3	2	2	6000	5.6
143...	6	2	5	4
144...	51	14	14	4	6	4	9	8500	4.3	5	27	4.2	14	...	
145...	5	2	9
147...	91	23	12	4	8	11	...	10	1	15	7000	4.7	7	43	2.6	16	5	
148...	68	19	7	5	3	7	1	6	...	11	7500	4.8	8	37	2.8	19	5	
149...	**39	7	4	2	2	2	1	1	...	5	5500	5.2	2	7	2	
150...	23	5	4	4	...	1	1	5	7000	5.6	5	1	
151...	8	5	5	2	3	4	4	...
152...	25	14	11	6	5	2	...	2	...	5	5500	4.2	5	38	2.8	10	2	
153...	**33	8	7	4	3	1	...	1	...	5	8500	5.4	2	6	1
154...	23	6	3	2	1	2	1	4	...	4	2	6	1	
155...	43	15	6	3	3	7	3	2	...	9	5000	4.4	5	39	4.4	14	2	
156...	29	8	5	3	2	2	...	2	...	8	7000	4.5	8	2	
157...	4	1
158...	32	13	2	...	2	10	2	8	...	9	6500	4.7	3	12	2	
159...	18	4	2
160...	24	10	8	7	1	2	1	1	...	6	5500	4.8	3	9	1

Table 2.—CHARACTERISTICS OF HOUSING UNITS, BY BLOCKS: 1960—Con.

["Total population" contains no persons in group quarters unless preceded by asterisk; one asterisk (*) denotes less than 10 percent; two asterisks (**), 10 percent or more]

Blocks within census tracts	Total population	All housing units by condition and plumbing									Occupied housing units								
		Total	Sound			Deteriorating			Dilapidated	Owner occupied			Renter occupied			1.01 or more persons per room			
			Total	With all plumbing facilities	Lacking some or all facilities	Total	With all plumbing facilities	Lacking some or all facilities		Total	Average value (dollars)	Average number of rooms	Total	Average contract rent (dollars)	Average number of rooms		Occupied by non-white		
																		With flush toilet	No flush toilet
161...	17	5	4	3	1	1	...	1	4	4	2			
162...	59	15	7	3	4	8	...	3	5	...	12	4500	4.6	...	15	2			
163...	24	7	7	3	4	7	5000	5.0	...	7	5			
164...	64	15	7	3	4	3	13	4000	4.3	...	14	7			
165...	51	12	6	4	2	3	10	5500	4.7	...	12	4			
166...	34	7	4	1	3	3	6	6000	4.8	...	7	3			
167...	22	8	4	2	2	4	4	7	2			
168...	15	5	5	1	5	1			
169...	61	10	3	2	1	1	2	40	9	8			
170...	31	8	3	1	2	5	5	5500	4.8	...	8	3			
171...	39	13	6	2	4	4	10	5500	4.7	...	12	3			
172...	6	5	1	1	...	2	1	3	...			
174...	4	4			
175...	55	15	3	2	1	10	2	7500	5.1	8	42	4.9	15	2	
176...	50	12	4	2	2	8	9	7000	5.0	2	...	11	1		
177...	78	23	7	5	2	15	12	7500	5.3	7	38	3.6	19	5	
178...	68	19	6	3	3	13	15	5000	5.3	3	...	18	3		
179...	20	8	4	4	...	3	6	8	...			
180...	27	6	3	2	1	3	6	9500	6.0	6	1		
181...	87	33	28	27	1	4	11	8000	5.9	18	50	3.5	29	2	
182...	15	4			
183...	13	3			
184...	43	11	6	4	2	2	8	7000	5.4	3	...	11	3		
21.....	*4922	1584	1456	1393	63	114	83	30	1	14	1325	8500	5.0	182	49	3.9	...	104	...
1...	11	4
2...	20	5	5	5	4
3...	9	3
4...	28	7	7	7	6	15000	5.8
5...	21	7	7	7	5	16000	5.8
6...	56	18	18	18	18	12000	5.1
7...	40	10	10	10	8	10500	5.0	1
8...	21	8	8	7	1	8	6000	4.5
9...	40	12	11	11	...	1	7	7500	4.6	5	61	3.4
10...	22	10	10	10	8	9500	4.6	2
11...	16	6	6	6	6	9500	4.7
12...	32	9	9	9	8	8000	4.8
13...	16	3
18...	2	1
19...	28	7	6	5	1	1	7	12500	5.1
22...	5	1
23...	16	6	6	5	1	6	7000	4.7
24...	16	5	5	5	5	8500	5.0
25...	57	16	15	15	...	1	12	10500	5.4	3
26...	31	9	9	9	9	12500	5.7
27...	33	10	10	9	1	9	9000	4.9
28...	29	14	8	7	1	6	10	8500	4.8
29...	21	8	8	8	7	7500	4.9
30...	37	11	11	11	9	7500	4.9	2
31...	26	11	10	10	...	1	9	8000	4.4
32...	31	9	7	7	...	2	5	7500	4.8	4
33...	...	3
34...	15	5	5	5	5	9500	4.6
35...	7	2
36...	43	12	12	12	11	12000	5.8
37...	6	3
39...	*51	6	6	5	1	5	30000	7.4	1
40...	37	15	11	11	...	1	10	13000	5.1	4
41...	29	10	10	10	7	10000	5.7	2
42...	27	8	8	8	7	12000	5.6
43...	29	11	11	11	9	7000	4.4	1
44...	22	7	7	7	6	8500	4.5
45...	14	8	8	8	6	8500	5.0
46...	74	24	24	24	23	11000	5.3	1
48...	10	2
51...	5	3
52...	39	14	14	14	11	8000	4.9	2
53...	20	6	6	5	1	4	2
55...	2	1
56...	15	4
57...	22	7	7	7	7	7500	5.6
58...	8	3
59...	24	6	2	2	...	3	2	3
60...	32	9	8	8	...	1	7	11000	5.0	2
61...	9	4
62...	12	4
63...	31	10	10	10	9	12500	4.8	1
64...	47	12	12	12	11	6500	5.5	1
65...	12	4
66...	3	3
67...	34	8	8	8	2	6	50	4.0
68...	27	9	8	4	4	1	8	6500	6.1	1
69...	26	8	6	6	...	2	6	10500	5.3	2
71...	39	13	13	12	1	10	9500	4.6	2
72...	36	13	12	12	...	1	12	9000	4.7	1
73...	32	11	10	9	1	1	10	9500	5.1

Table 2.—CHARACTERISTICS OF HOUSING UNITS, BY BLOCKS: 1960—Con.

["Total population" contains no persons in group quarters unless preceded by asterisk; one asterisk (*) denotes less than 10 percent; two asterisks (**), 10 percent or more]

Blocks within census tracts	Total population	All housing units by condition and plumbing									Occupied housing units								
		Sound					Deteriorating				Dilapidated	Owner occupied			Renter occupied			Occupied by non-white	1.01 or more persons per room
		Total	With all plumbing facilities	Lacking some or all facilities	Total	With all plumbing facilities	Lacking some or all facilities		Total	Average value (dollars)		Average number of rooms	Total	Average contract rent (dollars)	Average number of rooms				
							With flush toilet	No flush toilet											
74...	33	10	9	9	...	1	...	1	8	7500	5.5	2
75...	37	10	10	10	10	14500	5.4	1
76...	42	13	9	9	...	4	...	4	11	8500	5.1	1
80...	44	13	13	12	1	11	9000	5.0	1
81...	56	17	16	16	...	1	...	1	16	9500	4.7	1
82...	49	13	13	13	13	11000	5.5
83...	54	16	15	14	1	1	...	1	15	10500	4.9	1
84...	41	15	14	13	1	1	...	1	15	9000	4.5
85...	46	12	12	12	11	9000	4.9	1	2
86...	21	6	3	3	...	1	...	1	...	2	5	7500	4.6	1	1
87...	41	16	9	7	2	6	3	3	...	1	11	4500	4.5	3	1
88...	37	12	12	11	1	2	9	7500	4.9	1	2
89...	49	16	12	11	1	2	2	2	13	7500	4.6	1	2
90...	34	11	10	10	...	1	1	1	9	9500	4.9	1
91...	50	16	16	15	1	15	8000	4.7	2	1
92...	58	18	17	17	...	1	1	1	16	8000	4.4	1
93...	40	14	14	14	12	8500	4.7	1
94...	49	16	15	15	...	1	1	1	15	7000	4.7	1
95...	50	13	11	11	...	2	2	2	11	6500	5.3	2	2
98...	2	2
99...	56	19	19	18	1	13	6000	5.6	6	45	4.2
100...	50	16	15	15	...	1	...	1	16	6500	5.1	1
101...	49	15	15	14	1	14	8500	4.8	1	1
102...	57	21	19	16	3	2	...	2	10	8500	5.0	9	44	3.8	1
103...	30	11	10	10	...	1	1	1	10	8500	5.2	1
104...	61	20	20	20	18	9000	4.8	1	1
105...	57	17	15	14	1	2	1	1	15	8000	5.0	1	1
106...	34	12	7	6	1	4	4	4	...	1	10	5000	4.9	1	1
107...	21	10	3	3	...	6	6	6	...	1	10	4000	4.5	1
108...	44	14	14	13	1	13	6500	4.8	1	2
109...	48	13	13	13	11	10500	4.9	1	1
110...	35	12	12	11	1	12	11500	5.0	1
111...	76	22	22	22	22	8500	4.4	3
112...	52	17	14	14	...	3	2	1	12	7500	5.3	3	2
113...	42	14	12	12	...	2	2	2	13	7500	4.8	1	2
114...	47	20	19	16	3	1	1	1	15	5000	5.7	5	...	4.0	2
115...	52	18	18	18	17	9000	4.3	1
116...	12	4
117...	48	17	15	14	1	2	2	2	13	6500	4.5	4	2
118...	45	12	12	11	1	12	9500	5.8
119...	56	17	15	14	1	2	1	1	15	6500	5.5	2	2
120...	46	15	14	14	...	1	...	1	10	5500	5.1	5	...	4.4	3
121...	45	16	15	12	3	1	...	1	14	7500	4.9	1	1
122...	47	14	14	13	1	14	9500	4.6	2
123...	29	10	10	9	1	9	8500	4.3	1
124...	25	8	7	7	...	1	...	1	5	...	4.8	1	2
125...	36	11	11	11	11	8500	4.9
126...	14	4
127...	12	5	3	3	...	1	1	1	...	1	4	1	2
128...	48	16	16	15	1	13	8500	4.8	1
129...	53	17	17	16	1	14	8000	4.7	2	2
130...	49	13	12	12	...	1	...	1	11	7500	5.5	2	2
131...	46	15	15	15	10	9000	4.7	5	...	5.4	1
132...	45	14	14	14	13	7500	5.1	1	1
133...	10	6	5	5	...	1	1	1	4
134...	80	26	24	23	1	2	2	2	20	5500	5.3	5	...	4.0	2
135...	17	6	5	5	...	1	...	1	5	7000	4.8	1
137...	51	22	20	20	...	2	2	2	16	11500	5.7	1	1
138...	29	7	7	7	7	10500	5.4	1
139...	50	16	16	16	14	6000	5.2	2	1
140...	58	27	19	17	2	8	7	1	14	4500	5.6	12	40	2.8	1
142...	39	13	13	13	13	7500	5.1	1
143...	34	12	12	12	12	10500	4.6	1
144...	40	13	13	11	2	9	10500	5.2	4	2
145...	40	9	9	9	...	2	9	7000	4.9	2
146...	35	12	11	9	2	1	1	1	10	9000	5.2	2
147...	6	1
148...	8	2
149...	69	22	21	16	5	1	19	8500	4.7	3
150...	6	3
151...	26	8	8	8	8	10000	5.4	1
152...	55	16	16	16	16	9000	4.6	1
153...	30	10	10	10	8	9500	5.3	2
154...	32	11	10	10	...	1	1	1	9	9000	4.7	2
155...	14	3
156...	39	13	13	11	2	7	...	3.9	6	46	4.0
157...	8	3
158...	65	20	20	20	17	9000	5.6	2
159...	51	14	13	13	...	1	1	1	13	10000	5.5	1
160...	37	11	8	8	...	3	3	3	10	12000	5.6	1
161...	26	7	7	7	6	8500	5.8	1	2
162...	29	8	7	6	1	1	1	1	8	8000	6.3
164...	25	11	8	8	...	3	2	2	1	...	7	...	3.7	2
165...	48	14	13	13	...	1	1	1	13	8000	4.8	1	2
166...	13	4	1
169...	33	11	11	9	2	9	5000	4.7	2
170...	16	7	7	6	1	7	9000	4.7

City Block Characteristics

Table 2.—CHARACTERISTICS OF HOUSING UNITS, BY BLOCKS: 1960—Con.

["Total population" contains no persons in group quarters unless preceded by asterisk: one asterisk (*) denotes less than 10 percent; two asterisks (**), 10 percent or more]

Blocks within census tracts	Total population	All housing units by condition and plumbing								Occupied housing units								
		Total	Sound			Deteriorating			Dilapidated	Owner occupied			Renter occupied			Occupied by non-white	1.01 or more persons per room	
			Total	With all plumbing facilities	Lacking some or all facilities	Total	With all plumbing facilities	Lacking some or all facilities		Total	Average value (dollars)	Average number of rooms	Total	Average contract rent (dollars)	Average number of rooms			
								With flush toilet										No flush toilet
22.....	*3894	1235	1216	1208	8	11	11	8	1080	10500	5.4	121	68	4.4	...	51
1....	69	19	19	19	14	12000	5.4	3	3
2....	42	13	13	13	11	8500	5.2	1	1
3....	77	20	20	20	18	8500	5.5	2	3
4....	17	6	6	6	6	16500	5.5
5....	12	3
6....	64	18	18	18	17	9000	5.2	1	2
7....	59	16	12	12	...	3	3	1	15	8500	5.2	1	1
8....	53	16	15	15	...	1	1	15	9000	5.2	1
9....	43	12	12	12	10	10000	5.9	2	1
10....	48	16	15	15	...	1	1	15	10000	5.5
11....	29	8	8	8	7	12000	5.3	1	1
12....	24	9	8	8	...	1	1	6	10000	5.0	1
13....	13	4
14....	56	15	15	15	15	9500	5.3	1
15....	6	2
16....	66	19	19	19	19	9500	5.6	1
17....	50	16	16	16	14	10000	5.6	2	1
18....	34	11	11	11	10	11500	5.6	1
19....	67	20	19	19	...	1	1	19	7500	4.7	1
20....	61	20	20	20	17	7000	4.4	3	3
21....	64	16	16	16	14	11000	6.0	2	1
22....	48	16	16	16	13	10000	5.2	2
23....	48	16	16	16	14	10000	5.4	2
24....	85	24	24	24	21	10000	5.2	3	1
25....	47	15	15	15	14	8500	5.1	1	1
26....	16	8	8	8	8	13000	4.9
27....	13	4
28....	51	16	16	16	14	10000	5.4	2
29....	115	34	34	34	31	9500	5.3	3
30....	56	17	17	17	17	10000	5.6
31....	63	19	19	19	19	8000	5.1	1
32....	39	13	13	13	10	10000	5.2	1	2
33....	62	21	21	21	19	8000	5.1	2
34....	46	16	16	15	1	14	9000	5.1	2	1
35....	45	14	14	14	11	8500	5.4	3	1
36....	46	13	13	13	12	9000	5.5	1
37....	28	8	8	8	7	10500	5.4	1
38....	47	15	15	15	14	9500	5.1	1
39....	6	3
40....	51	18	18	16	2	13	17000	5.4	4	1
41....	10	4
42....	42	13	13	13	13	14000	4.9	1
43....	18	4
44....	26	8	8	8	8	9000	5.3
45....	51	19	19	19	17	9000	5.6	2
46....	52	18	17	17	...	1	1	16	9500	5.1	1	2
47....	56	16	15	15	...	1	1	14	10000	5.2	1	1
48....	50	15	15	15	15	11500	5.5
49....	46	14	14	14	14	13000	5.5
50....	60	22	15	15	7	14	7500	5.0	6	108	3.3	...	3
51....	38	14	14	14	11	10500	5.4	1	1
52....	48	16	16	16	15	10500	5.3
53....	50	18	18	18	17	9000	5.5	1	1
54....	19	6	6	6	6	12500	5.3
55....	16	8	8	8	6	16000	6.5
56....	34	8	8	8	8	13500	5.6
57....	37	8	8	8	8	13500	6.3
58....	16	4
60....	5	2
61....	24	8	8	8	8	11500	5.3
62....	26	9	9	9	8	8000	5.4	1
63....	15	7	7	7	7	6500	5.1
64....	41	14	14	14	13	9500	5.8	1
65....	41	13	13	13	12	10500	5.1	2
66....	55	16	16	16	15	12500	6.5
67....	54	19	19	19	15	8500	5.4	4
68....	49	13	12	12	...	1	1	13	11000	5.3	1	1
69....	68	20	20	20	19	9000	5.2	1	1
70....	42	13	13	13	12	14500	5.7	1
71....	28	9	9	9	9	9500	6.1
72....	48	12	12	12	11	13000	5.9	1	2
73....	20	7	7	7	7	12000	5.3
74....	11	5	5	5	5	11000	5.8
75....	30	8	8	8	6	20000	6.2	2
76....	8	1
77....	27	10	10	10	8	10500	5.6	1
78....	29	8	8	8	8	9000	5.5
79....	54	21	21	21	16	7500	5.1	5	59	3.8	...	1
80....	45	15	15	15	14	10000	5.6	1
81....	45	14	14	14	13	11000	5.5	1
82....	38	14	14	14	8	9000	5.6	6	53	3.7
83....	9	4
85....	40	14	14	14	14	11000	5.7
86....	55	20	20	20	17	8500	5.4	3

Table 2.—CHARACTERISTICS OF HOUSING UNITS, BY BLOCKS: 1960—Con.

["Total population" contains no persons in group quarters unless preceded by asterisk: one asterisk (*) denotes less than 10 percent; two asterisks (**), 10 percent or more]

Blocks within census tracts	Total population	All housing units by condition and plumbing									Occupied housing units							
		Total	Sound			Deteriorating			Dilapidated	Owner occupied			Renter occupied			Occupied by non-white	1.01 or more persons per room	
			Total	With all plumbing facilities	Lacking some or all facilities	Total	With all plumbing facilities	Lacking some or all facilities		Total	Average value (dollars)	Average number of rooms	Total	Average contract rent (dollars)	Average number of rooms			
								With flush toilet										No flush toilet
87...	41	19	19	19	15	13000	5.8	1	
88...	37	11	11	11	11	11000	6.0	
90...	7	2	
91...	**53	11	11	9	2	7	11500	5.3	4	
92...	56	18	18	18	15	12000	5.8	3	
93...	36	17	17	17	11	12500	5.9	4	
94...	51	18	18	18	13	10000	6.2	5	101	3.8	
95...	47	15	15	15	14	12000	5.6	1	
96...	51	18	18	18	13	11500	5.5	3	
98...	10	4	
99...	20	6	6	6	4	2	1	
100...	43	16	16	13	3	7	...	5.7	7	58	3.3	...	2	
23.....	*3180	1256	834	798	36	330	270	60	...	92	691	7500	5.6	451	56	3.8	...	59
1...	33	14	14	13	1	11	7000	5.5	3	2	
2...	59	21	21	19	2	15	6500	5.3	5	47	3.6	
4...	29	13	13	12	1	5	...	5.0	8	61	3.4	
5...	61	18	17	15	2	1	1	13	6500	5.6	5	61	4.8	...	1	
6...	40	13	13	10	3	10	6000	5.5	3	2	
7...	80	22	22	21	1	20	6500	5.4	2	
8...	51	19	17	17	...	2	2	16	7500	5.1	1	
9...	52	19	19	19	14	9000	5.1	4	2	
10...	56	20	19	19	...	1	1	14	9000	5.2	5	59	4.6	
11...	53	17	15	15	...	2	2	15	8500	5.5	2	1	
13...	16	6	5	4	1	1	...	6	7000	5.2	
14...	63	17	17	17	14	9500	5.5	2	1	
15...	10	6	6	6	2	2	
16...	24	10	9	9	...	1	1	6	...	4.8	3	2	
17...	25	12	11	11	...	1	1	12	7500	5.2	
18...	27	10	10	10	7	7500	5.6	2	
19...	41	12	12	12	9	7500	5.4	3	2	
20...	37	15	15	15	10	5500	5.7	4	
21...	57	21	20	19	1	1	1	9	8500	5.7	10	46	3.5	...	1	
22...	33	10	10	10	7	8000	5.0	2	2	
23...	19	11	10	10	...	1	...	1	...	8	...	5.1	3	
24...	32	10	10	10	7	7000	5.9	3	1	
25...	11	5	4	4	...	1	1	4	1	
26...	37	14	11	10	1	3	3	9	7000	5.3	5	...	4.8	...	1	
27...	49	17	6	6	...	9	5	4	...	2	7500	6.2	8	46	3.9	...	4	
28...	31	10	7	7	...	3	3	6	9000	6.0	3	1	
29...	22	7	6	6	...	1	1	5	7000	5.8	2	
31...	17	7	6	6	5	...	6.2	1	
32...	23	15	15	15	10	9000	5.2	3	
33...	46	22	15	15	...	6	5	1	...	11	10000	5.3	7	50	3.6	
34...	41	18	13	11	2	1	1	10	6500	6.4	4	
35...	31	15	4	4	...	11	11	5	...	5.0	10	52	3.3	
36...	29	14	5	5	...	9	8	1	...	6	6000	6.0	6	49	3.8	
37...	7	4	
38...	40	19	12	12	...	6	6	13	6500	5.8	3	
39...	43	19	8	6	2	11	7	4	...	6	...	5.5	9	44	3.9	...	2	
40...	19	10	4	4	...	5	5	7	5000	4.7	2	
41...	38	19	15	15	...	4	3	1	...	11	7000	5.1	6	46	3.7	
42...	4	3	
43...	18	8	5	5	...	1	1	4	3	1	
44...	**76	15	5	5	...	8	5	3	...	2	8	6500	6.6	5	...	3.4
45...	29	14	9	9	...	5	5	8	7000	5.6	3	1	
46...	44	19	13	13	...	6	6	16	9000	5.4	2	
47...	50	25	16	16	...	9	9	17	7000	5.6	5	50	3.0	
48...	61	41	3	3	...	38	7	31	...	2	28	44	3.7	
49...	33	11	9	9	...	2	2	10	7500	5.9	1	
50...	96	40	37	32	5	3	3	26	7500	6.1	10	58	3.8	...	2	
51...	42	11	10	9	1	1	1	8	9500	5.6	3	2	
52...	*39	12	12	10	2	10	10000	5.1	2	
53...	12	4	
54...	16	4	9	9500	6.1	11	51	3.9	...	2	
55...	56	21	12	9	3	9	8	1	...	12	8000	6.1	2	
56...	34	14	7	7	...	6	5	1	...	3	1	1	
57...	9	5	5	4	1	6.0	15	53	3.7	...	2	
58...	60	23	8	8	...	13	13	6	5	...	3.8	
59...	32	13	3	3	...	10	10	7	8000	5.4	5	
60...	36	14	4	4	...	9	9	9	8500	5.6	1	2	
61...	24	7	7	7	6	9000	5.5	
62...	12	4	
63...	44	16	16	16	15	7500	5.7	
64...	71	24	23	23	...	1	1	12	7000	5.2	10	60	4.0	...	3	
65...	**22	7	7	7	3	3	
66...	13	6	6	5	1	2	3	49	3.1	...	4	
67...	77	28	3	3	...	13	13	12	10	6000	6.8	15	49	4.0	...	1
68...	76	29	12	12	...	14	14	3	...	5.4	19	79	3.3	
69...	20	14	6	6	...	6	3	3	...	2	10	46	3.3	
70...	46	17	5	5	...	12	12	8	7000	5.5	8	118	3.6	
71...	41	13	1	1	...	6	6	7	6500	5.3	6	53	5.5	
72...	54	23	3	3	...	14	12	2	...	9	4500	5.3	12	73	4.3	...	1	
73...	66	31	31	27	4	10	7000	5.6	13	46	3.8	...	2	
74...	39	19	18	18	...	1	1	7	8000	5.4	10	62	4.0	
75...	25	8	8	8	8	7500	5.9	

City Block Characteristics

Table 2.—CHARACTERISTICS OF HOUSING UNITS, BY BLOCKS: 1960—Con.

["Total population" contains no persons in group quarters unless preceded by asterisk; one asterisk (*) denotes less than 10 percent; two asterisks (**), 10 percent or more]

Blocks within census tracts	Total population	All housing units by condition and plumbing								Occupied housing units							
		Total	Sound			Deteriorating			Dilapidated	Owner occupied			Renter occupied			Occupied by non-white	1.01 or more persons per room
			Total	With all plumbing facilities	Lacking some or all facilities	Total	With all plumbing facilities	Lacking some or all facilities		Total	Average value (dollars)	Average number of rooms	Total	Average contract rent (dollars)	Average number of rooms		
76...	25	8	8	8	2	6	62	4.0
77...	8	6	6	6	5	9500	5.4
78...	**30	11	11	10	1	4	6	54	4.0	...	1
81...	27	12	2	2	...	10	10	7	5	56	2.8
82...	43	19	4	4	...	7	7	8	9500	5.9	7	55	4.3	...	1
83...	46	20	1	1	...	13	12	1	...	6	9000	5.5	8	60	5.4	...	1
84...	41	21	4	3	1	7	5	2	10	7	...	4.7	13	71	3.2	...	2
85...	13	7	5	5	...	1	1	2	5	...	3.8
86...	27	17	6	6	...	4	4	7	...	4.8	10	52	3.1
87...	16	11	5	5	...	3	2	1	...	3	6	39	3.3
88...	49	20	9	9	...	4	4	...	7	4	15	50	3.5	...	1
89...	**34	8	2	2	...	4	4	...	2	4	4
90...	10	4
91...	36	11	11	10	1	6	...	6.0	4	1
92...	16	7	6	6	...	1	...	1	...	5	...	6.6	2
24.....	*5063	1827	1602	1538	64	201	155	46	24	741	9500	5.7	953	42	3.9	...	161
1....	18	9	4	4	...	5	5	3	6	39	3.2
3....	24	9	4	4	...	5	5	6	6500	6.2	3
4....	31	7	2	2	...	5	5	4	3	3
5....	38	16	15	15	...	1	1	14	7500	5.4	2
6....	44	21	17	17	...	4	3	1	...	8	7500	5.6	10	45	3.5	...	1
7....	45	12	6	6	...	6	6	7	8000	5.6	5	63	5.0	...	1
8....	30	11	7	6	1	4	4	10	8000	5.2	1
9....	45	13	9	9	...	4	4	10	6000	5.8	2	2
10....	45	14	12	12	...	2	2	12	6000	5.3	1
11....	47	17	11	11	...	6	6	11	7500	5.5	4	1
12....	32	13	10	10	...	3	3	8	12500	6.0	3
13....	25	8	8	8	8	11500	6.3
14....	8	2
16....	27	9	9	9	8	12500	5.0
17....	34	14	14	11	3	7	10500	5.9	7	51	2.3
18....	43	13	13	13	10	8000	5.8	2	2
19....	119	30	30	30	28	38	4.5	...	6
20....	87	20	20	20	20	43	4.5	...	7
21....	177	43	43	43	2	39	33	4.7	...	10
22....	158	39	38	38	...	1	1	1	35	37	5.1	...	8
23....	111	32	32	32	31	36	4.7	...	3
24....	115	44	44	44	1	42	30	3.9	...	4
25....	24	7	5	5	...	2	2	3	3
27....	59	21	21	21	20	32	4.1	...	1
29....	32	13	13	13	13	28	3.8	...	1
30....	135	44	44	44	44	27	4.0	...	6
31....	62	20	17	17	...	1	1	...	2	15	12000	5.7	3	2
32....	52	22	20	19	1	1	1	...	1	14	9000	5.4	6	53	3.8
33....	73	29	26	24	2	2	2	...	1	14	7000	5.4	14	53	3.6	...	2
34....	44	17	7	5	2	10	10	9	6500	5.7	5	46	5.0	...	1
35....	**254	71	71	71	3	66	32	4.1	...	7
36....	97	24	24	24	22	33	4.8
37....	**21	4	4
38....	139	42	42	42	1	37	35	4.4
39....	59	20	16	16	...	4	1	3	...	13	8000	5.8	7	47	4.1	...	2
40....	64	24	21	20	1	3	1	2	...	15	9000	5.4	8	55	3.6	...	3
41....	89	27	23	23	...	4	3	1	...	19	8500	5.5	7	47	3.9	...	3
42....	42	12	10	10	...	2	1	1	...	10	15000	6.6	2	1
43....	58	14	14	14	13	31	4.6	...	6
45....	19	7	6	6	1	7	6500	5.1
46....	29	9	9	8	1	9	7000	5.4	1
47....	73	27	27	27	9	10000	5.7	16	52	3.2	...	2
49....	27	9	9	9	7	27000	5.9	2
50....	12	3
51....	57	23	20	20	...	2	1	1	1	19	8000	5.7	3
52....	10	5	5	5	3	2
53....	16	6	6	6	5	15500	5.2	1	1
54....	32	11	11	10	1	9	11000	5.6	2
55....	32	10	10	10	9	9000	5.8	1
56....	16	11	8	8	...	1	1	...	2	1	9	33	3.2
57....	8	4
58....	18	7	7	6	1	2	5	48	3.0	...	2
59....	70	28	28	24	4	18	8500	5.7	7	55	3.0	...	3
60....	40	13	13	13	12	10500	5.2	1	1
61....	14	5	5	5	4	1
62....	21	8	8	8	6	11500	6.5	1
63....	12	6	6	6	3	2	2
64....	26	9	5	5	...	4	4	4	3
65....	43	16	12	12	4	9	10500	5.7	7	43	2.9	...	2
66....	11	4
67....	39	14	12	12	...	2	2	12	12000	6.5	2	1
68....	59	21	15	15	...	5	5	...	1	14	9000	6.4	7	59	3.9	...	1
69....	23	9	9	7	2	4	4	1
70....	1
71....	57	28	26	25	1	2	2	16	10500	5.3	9	38	2.9
72....	49	29	27	27	...	2	2	16	6500	5.4	9	48	3.2
73....	55	25	17	16	1	8	8	9	8500	4.8	13	43	3.8	...	1
74....	63	24	18	18	...	6	5	1	...	14	7500	5.9	9	58	4.4
75....	15	8	6	6	...	2	...	2	...	4	1

Table 2.—CHARACTERISTICS OF HOUSING UNITS, BY BLOCKS: 1960—Con.

["Total population" contains no persons in group quarters unless preceded by asterisk: one asterisk (*) denotes less than 10 percent; two asterisks (**), 10 percent or more]

Table with 16 main columns: Blocks within census tracts, Total population, All housing units by condition and plumbing (Total, Sound, Deteriorating, Dilapidated), Occupied housing units (Owner occupied, Renter occupied), Occupied by non-white, and 1.01 or more persons per room. Rows list individual blocks and their characteristics.

City Block Characteristics

Table 2.—CHARACTERISTICS OF HOUSING UNITS, BY BLOCKS: 1960—Con.

["Total population" contains no persons in group quarters unless preceded by asterisk; one asterisk (*) denotes less than 10 percent; two asterisks (**), 10 percent or more]

Table with 17 columns: Blocks within census tracts, Total population, All housing units by condition and plumbing (Total, Sound, Deteriorating, Dilapidated), and Occupied housing units (Owner occupied, Renter occupied, 1.01 or more persons per room). Rows are numbered 57 to 48 and 26 to 11.

City Block Characteristics

Table 2.—CHARACTERISTICS OF HOUSING UNITS, BY BLOCKS: 1960—Con.

["Total population" contains no persons in group quarters unless preceded by asterisk; one asterisk (*) denotes less than 10 percent; two asterisks (**), 10 percent or more]

Blocks within census tracts	Total population	All housing units by condition and plumbing										Occupied housing units						
		Total	Sound			Deteriorating			Dilapidated	Owner occupied			Renter occupied			Occupied by non-white	1.01 or more persons per room	
			Total	With all plumbing facilities	Lacking some or all facilities	Total	With all plumbing facilities	Lacking some or all facilities		Total	Average value (dollars)	Average number of rooms	Total	Average contract rent (dollars)	Average number of rooms			
30...	80	20	4	4	16	4	13	43	3.8	17	8	
31...	40	11	2	2	9	6	4000	4.5	4	...	10	5		
32...	*12	2		
33...	50	18	4	1	3	3	1	2	11	8	6500	5.9	8	50	4.1	16	3	
34...	107	30	4	2	2	8	3	5	18	9	6500	5.0	18	36	4.0	26	6	
35...	39	10	1	3	1	9	10	39	3.6	10	4	
36...	81	31	2	2	...	3	3	...	26	13	5500	6.1	18	34	3.4	31	2	
37...	229	55	55	55	3	50	32	4.4	53	19	
38...	154	44	44	44	1	41	34	4.1	42	8	
39...	124	37	37	37	1	33	35	4.2	34	8	
40...	26	9	9	5	4	7	10500	5.7	2	...	9	...		
41...	48	10	10	5	5	8	7000	6.8	2	...	10	2		
42...	64	17	11	9	2	6	1	5	...	9	7000	6.0	7	47	4.0	16	4	
43...	36	8	6	2	4	2	...	2	...	3	5	...	8	3		
44...	24	7	7	2	1	3	4	...	7	1		
45...	*104	28	22	6	16	5	...	5	...	9	9000	5.6	19	38	4.4	28	5	
46...	13	6	4	3	...	6	1		
47...	43	18	4	2	2	2	...	2	12	7	7000	6.0	11	34	4.1	18	1	
48...	7	2		
49...	8	3		
51...	4	1		
52...	48	13	7	7	...	6	4	2	...	10	6000	5.3	3	1		
53...	34	8	3	3	...	4	4	5	7000	4.8	3	1		
54...	15	4		
55...	34	11	5	5	...	4	4	8	5500	5.0	3		
56...	43	11	7	7	...	4	2	2	...	9	7000	4.7	2	1		
57...	22	7	6	6	...	1	1	6	6000	5.3	1		
58...	34	10	3	2	1	7	5	2	...	6	4000	4.8	3	4		
59...	17	5	3	2	1	2	1	1	...	4	1		
60...	12	4		
61...	49	16	3	2	1	7	2	5	...	6	4500	5.3	8	46	5.5	16	1	
62...	14	5	1	1	2	3	...	5	1		
63...	122	35	27	10	17	8	...	8	...	15	6500	5.3	18	44	4.1	33	6	
64...	17	7	6	2	4	1	1	6	7000	5.5	1	...	7	...		
65...	44	16	13	7	6	3	...	3	...	6	4000	4.2	9	50	3.7	15	1	
66...	27	8	8	1	7	2	5	48	4.4	7	2	
67...	20	6	4	1	3	1	...	1	...	4	2	...	6	2		
68...	46	11	7	4	3	4	...	4	...	4	7	45	4.7	11	2	
69...	50	16	12	8	4	4	1	2	...	7	8000	6.1	8	51	4.1	15	2	
70...	33	13	8	6	2	5	2	3	...	11	6500	5.4	2	...	13	...		
71...	8	1		
72...	31	7	3	2	1	2	...	2	...	5	...	5.4	1	...	6	4		
73...	43	12	4	2	2	8	...	8	...	3	9	45	3.6	12	4	
74...	10	5	3	3	...	1	...	1	...	2	3	...	4	...		
75...	22	6	5	4	1	1	...	1	...	6	6000	5.0	6	...		
76...	24	8	1	...	1	7	1	3	5	31	2.6	8	2	
77...	*130	45	17	10	7	10	3	7	18	21	8500	5.6	19	37	3.6	40	4	
78...	11	2		
79...	44	14	4	...	4	10	2	8	...	6	4000	6.2	7	44	5.4	12	1	
80...	11	3		
81...	25	7	2	2	...	5	3	2	...	6	5000	4.7	1	1		
82...	20	8	4	4	...	3	3	5	...	5.6	2		
83...	26	8	4	4	...	4	3	6	5500	5.8	1		
84...	40	12	5	4	1	7	5	1	...	11	5000	4.8	1	2		
85...	23	6	4	4	...	1	1	6	6000	5.3	1		
87...	33	9	5	5	...	4	4	8	6000	5.6	1	1		
88...	15	6	3	3	...	3	3	6	5500	4.7		
89...	12	4		
90...	12	4		
91...	*53	11	3	1	2	5	1	4	...	5	5000	5.6	6	46	5.0	11	2	
92...	13	6	1	1	3	3	...	6	...		
93...	*76	25	7	4	3	5	2	3	...	13	6000	5.8	5	28	2.7	19	5	
94...	37	8	5	3	2	3	1	2	...	3	5	54	4.2	8	3	
95...	33	11	7	1	6	4	1	3	...	4	7	39	3.3	11	1	
96...	27	9	3	...	3	4	1	2	...	3	6	...	9	3		
97...	16	6	4	3	1	2	1	2	...	4	2	...	6	1		
98...	69	14	8	8	...	4	1	3	...	4	10	48	4.1	14	6	
99...	14	4		
100...	3	3		
101...	*33	5	1	1	...	4	...	4	...	2	3	...	5	4		
102...	*50	10	4	1	3	5	...	5	...	1	8	45	4.3	10	3	
103...	19	6	6	5	1	1	5	54	4.0	6	1	
104...	*79	22	7	4	3	7	5	2	...	8	5000	6.4	9	46	4.4	20	3	
105...	33	10	2	2	...	1	...	1	...	7	5	40	4.4	9	2	
106...	42	14	4	3	1	7	2	5	...	6	4500	6.7	8	38	4.4	14	2	
107...	11	4	3		
108...	23	5	2	2	...	3	2	1	...	5	6500	6.0	1		
109...	16	7	2	2	...	4	3	1	...	5	5000	5.2	1		
110...	12	5	4	3	1	1	1	4	1		
111...	33	11	7	7	...	4	4	8	7000	5.1	3	1		
112...	18	7	4	4	...	2	2	4	3		
113...	37	13	12	9	3	1	1	12	5500	4.7	1		
29.....	*4213	1341	700	551	149	344	149	193	2	297	744	6500	5.3	515	46	3.7	923	234
1.....	37	13	13	13	12	5500	5.4	1		
2.....	29	9	9	7	2	9	6000	5.4		

City Block Characteristics

Table 2.—CHARACTERISTICS OF HOUSING UNITS, BY BLOCKS: 1960—Con.

["Total population" contains no persons in group quarters unless preceded by asterisk: one asterisk (*) denotes less than 10 percent; two asterisks (**), 10 percent or more]

Blocks within census tracts	Total population	All housing units by condition and plumbing								Occupied housing units								
		Total	Sound			Deteriorating				Dilapidated	Owner occupied			Renter occupied			Occupied by non-white	1.01 or more persons per room
			Total	With all plumbing facilities	Lacking some or all facilities	Total	With all plumbing facilities	Lacking some or all facilities			Total	Average value (dollars)	Average number of rooms	Total	Average contract rent (dollars)	Average number of rooms		
								With flush toilet	No flush toilet									
95...	55	13	11	6	5	2	1	1	...	9	6000	5.3	4	13	4	
96...	70	23	21	11	10	2	1	1	...	15	6500	4.7	4	3	
97...	35	13	13	12	1	12	6000	4.9	1	
98...	53	22	21	20	1	1	1	11	7000	4.8	10	51	3.1	...	2	
99...	29	12	12	9	3	8	9500	5.8	3	
100...	11	4	
101...	11	3	
103...	18	4	
104...	7	4	
105...	16	3	
107...	17	5	4	4	1	4	1	
108...	31	8	7	7	...	1	...	1	...	5	7000	5.0	2	3	
109...	30	9	9	9	9	6500	5.7	
110...	4	
111...	5	1	
112...	48	12	5	3	2	3	3	3	4	4	7	45	4.4	10	4	
113...	63	13	5	3	2	5	3	2	3	8	6000	5.3	4	12	6	
114...	14	5	4	2	2	1	1	1	...	2	3	5	...	
115...	9	6	4	6	33	2.8	5	...	
116...	45	14	4	4	...	10	8	2	...	11	6000	6.0	3	14	...	
117...	18	11	10	3	7	1	1	1	...	6	7500	5.8	4	10	...	
118...	35	11	3	2	6	6	5	2	2	10	6000	5.4	1	11	1	
119...	21	11	2	9	37	2.0	11	2	
120...	88	33	5	2	3	15	12	3	13	10	6000	6.1	21	41	3.6	30	6	
121...	31	17	3	1	1	8	3	5	...	6	5000	5.5	9	37	2.6	15	1	
122...	55	20	1	4	3	1	1	5	10	17	5500	5.6	1	18	...	
123...	104	25	10	4	6	14	8	5500	5.0	16	51	4.7	25	9	
124...	79	28	1	2	1	11	6	5	13	12	5000	5.1	14	52	4.1	24	2	
125...	41	19	1	1	...	12	4	8	...	5	5000	4.2	11	44	3.4	15	3	
30.....	*2620	761	532	425	107	179	90	77	12	50	621	6500	4.7	109	46	3.9	57	141
7...	49	9	3	1	2	6	1	2	3	7	6500	4.6	2	9	5	
10...	9	3	
11...	55	14	5	2	3	9	2	7	...	11	8000	5.0	3	14	4	
12...	54	19	10	7	3	9	5	2	...	17	5500	4.6	2	18	1	
14...	16	6	6	6	5	...	4.8	1	
15...	13	3	
16...	2	1	
17...	22	6	4	3	1	2	1	1	...	5	...	6.2	1	3	...	
18...	21	7	3	2	1	4	2	2	...	5	...	4.8	1	1	
19...	14	3	
20...	15	3	
21...	51	12	4	3	1	8	3	4	1	6	...	4.3	6	44	3.8	...	4	
22...	48	11	8	7	1	3	3	9	5500	4.3	2	4	
23...	20	7	3	2	1	4	1	3	...	6	9500	5.8	1	1	
24...	9	2	
25...	8	4	
26...	3	1	
27...	23	6	4	3	...	2	2	6	4000	4.3	1	
28...	24	8	3	4	...	4	1	3	...	5	...	4.6	3	1	
29...	18	5	5	4	1	5	6000	4.0	1	
30...	34	12	10	7	3	2	2	2	...	11	4000	3.9	3	
31...	44	11	9	5	4	2	2	8	5500	4.5	3	2	
32...	18	7	6	4	2	1	1	...	1	6	4000	4.5	2	
33...	37	12	11	10	1	1	1	1	...	12	5000	4.3	1	
34...	32	10	10	7	3	8	4500	4.3	1	3	
35...	23	9	9	6	3	8	4500	4.1	
36...	25	8	7	4	3	1	1	1	...	7	6500	4.3	1	2	
37...	21	7	7	6	1	6	6500	4.0	1	2	
38...	65	17	17	16	1	15	7000	4.7	1	5	
39...	15	4	
40...	19	7	7	4	3	5	7000	4.6	1	1	
42...	24	8	6	4	2	2	1	1	...	5	7000	4.2	3	1	
43...	32	9	9	8	1	9	5000	4.7	2	
44...	48	13	13	11	2	11	7000	4.5	1	4	
45...	31	8	8	6	2	8	6500	4.5	3	
46...	30	9	8	6	2	1	1	1	...	9	5000	5.0	1	
47...	34	9	7	4	3	2	1	1	...	9	5000	4.9	1	
48...	23	4	
49...	21	6	...	5	1	4	2	
50...	29	7	7	5	2	5	4000	5.0	1	
51...	34	8	8	7	1	6	5000	4.7	2	2	1	
52...	19	8	8	5	3	4	2	1	
53...	46	14	14	14	12	4000	4.8	2	2	1	
54...	47	14	13	8	5	1	1	11	5000	4.6	1	3	
55...	24	8	6	4	2	2	2	5	5500	4.4	2	1	
56...	14	4	1	
57...	30	13	11	7	4	2	2	2	...	9	1	1	
58...	24	10	9	6	3	1	1	1	...	8	3500	3.7	1	1	
59...	18	5	4	4	...	1	...	1	...	5	5000	4.5	2	1	
60...	49	12	7	6	1	2	2	...	3	9	5500	5.0	3	4	
61...	48	12	5	3	3	4	1	2	...	12	4500	4.5	4	
62...	38	9	2	2	2	4	1	1	3	7	3500	4.1	2	4	
63...	34	9	6	3	3	4	1	1	...	8	4500	4.8	1	3	
64...	42	13	7	6	1	4	2	2	...	10	7500	4.0	2	1	
65...	**42	11	9	6	4	9	6000	4.7	1	1	
66...	30	9	7	5	7	2	2	10	5500	4.6	1	

Table 2.—CHARACTERISTICS OF HOUSING UNITS, BY BLOCKS: 1960—Con.

["Total population" contains no persons in group quarters unless preceded by asterisk; one asterisk (*) denotes less than 10 percent; two asterisks (**), 10 percent or more]

Blocks within census tracts	Total population	All housing units by condition and plumbing									Occupied housing units							
		Total	Sound			Deteriorating			Dilapidated	Owner occupied			Renter occupied			Occu- pied by non- white	1.01 or more per- sons per room	
			Total	With all plumbing facilities	Lacking some or all facilities	Total	With all plumbing facilities	Lacking some or all facilities		Total	Average value (dollars)	Average number of rooms	Total	Average contract rent (dollars)	Average number of rooms			
67...	20	5	4	4	1	4	1	1	
68...	23	6	5	5	5	5500	5.0	1	1		
69...	33	9	6	6	3	6	52	3.5	...	2		
70...	12	5	2	2	1	2		
73...	105	31	19	16	3	11	6	4	1	26	7000	5.2	4	5		
74...	2	1		
79...	1	1		
87...	38	10	1	1	...	5	1	4	...	9	6000	3.9	1	3		
88...	43	9	2	1	1	3	3	3	...	6	4500	4.3	2	4		
89...	21	7	4	4	...	3	3	5	4500	4.8	1	1		
90...	19	7	4	2	2	3	2	1	...	6	6000	4.7	1	1		
91...	38	11	8	8	...	2	2	...	1	8	6500	5.3	2	1		
92...	19	6	3	3	...	2	2	...	1	6	5000	4.7	1		
93...	16	3		
95...	5	1		
106...	5	1		
107...	28	7	5	5	...	2	1	1	...	5	...	4.2	2	2		
108...	30	10	10	10	9	10000	4.3	1	2		
109...	41	13	5	4	1	5	4	...	1	12	10500	4.9	1	2		
110...	29	8	2	2	...	3	3	...	3	7	5000	4.6	1	2		
111...	11	3		
112...	6	2	5	...	6.2		
115...	22	8	6	6	...	2	2	8	10500	5.1		
116...	21	10	8	8	...	2	2		
117...	5	2		
118...	9	3		
119...	20	7	1	...	1	3	1	2	3	5	4500	4.2	2	1		
120...	25	7	7	4	3	7	6500	5.3	1		
121...	29	9	9	9	9	9500	5.0	2		
122...	35	10	7	7	...	2	1	1	...	7	9500	5.1	3	1		
123...	28	7	5	3	2	2	1	1	...	6	3500	4.8	1	2		
124...	31	8	3	2	1	4	3	1	...	7	4500	5.0	1	2		
125...	7	3		
126...	8	4		
127...	6	2		
129...	12	4		
130...	8	2		
131...	25	7	6	6	...	1	1	7	10000	4.9		
133...	13	4		
134...	41	12	12	11	1	9	8500	4.9	2	3		
135...	29	7	6	6	...	1	...	1	...	4	3		
136...	60	14	7	7	...	3	1	2	4	10	7500	4.7	3	5		
137...	23	9	3	3	...	2	4	7	5500	5.9	1		
31.....	1841	548	495	445	50	41	19	11	11	12	445	9500	4.7	63	57	4.0	312	102
1...	36	11	8	8	...	3	1	...	2	...	10	9000	4.6	1	2	
10...	186	44	42	40	2	1	1	1	43	8500	5.0	43	9	
15...	2	
16...	9	4	
17...	27	10	9	9	...	1	1	9	27000	6.2	1	
35...	123	37	21	11	10	12	4	3	5	4	24	8000	4.5	7	54	3.9	15	9
49...	165	37	37	37	33	10000	5.1	4	37	9	
50...	71	20	20	20	19	10500	5.1	1	20	4	
51...	78	20	20	20	18	9000	4.5	2	20	5	
52...	99	23	23	22	1	23	9000	4.7	22	9	
53...	41	12	12	12	10	9500	5.1	1	11	2	
54...	17	5	5	5	4	1	5	...	
55...	2	1	
56...	46	18	15	10	5	1	1	...	2	12	6500	4.9	5	...	4.0	...	1	
57...	15	6	4	4	...	2	2	4	1	1	
58...	15	5	5	4	1	4	
59...	3	2	
60...	2	1	
61...	13	4	
62...	3	1	
63...	52	17	14	13	1	2	...	2	...	15	6500	4.2	2	1	
64...	16	7	7	7	7	9000	4.1	
65...	7	2	
66...	49	23	21	20	1	1	1	...	1	17	...	2.9	4	1	
67...	37	16	16	15	1	14	...	3.4	1	1	
68...	3	1	
69...	16	4	
71...	2	1	
72...	2	1	
78...	5	1	
80...	5	4	
81...	26	10	10	7	3	10	6500	4.8	1	
83...	6	3	
84...	6	2	
85...	1	1	
88...	8	2	
89...	32	12	11	10	1	1	1	10	7000	4.3	2	1	
90...	25	11	11	11	7	8500	4.1	1	1	
91...	14	4	
94...	1	2	
98...	21	9	6	4	2	2	...	1	1	7	5000	4.6	1	8	1	

Table 2.—CHARACTERISTICS OF HOUSING UNITS, BY BLOCKS: 1960—Con.

["Total population" contains no persons in group quarters unless preceded by asterisk; one asterisk (*) denotes less than 10 percent; two asterisks (**), 10 percent or more]

Blocks within census tracts	Total population	All housing units by condition and plumbing									Occupied housing units							
		Total	Sound			Deteriorating			Dilapidated	Owner occupied			Renter occupied			Occupied by non-white	1.01 or more persons per room	
			Total	With all plumbing facilities	Lacking some or all facilities	Total	With all plumbing facilities	Lacking some or all facilities		Total	Average value (dollars)	Average number of rooms	Total	Average contract rent (dollars)	Average number of rooms			
																		With flush toilet
81...	81	21	12	12	...	7	5	2	...	2	19	8500	5.6	2	21	3
82...	44	13	8	7	...	3	2	1	...	2	12	8000	5.5	1	13	2
34.....	*6478	2148	1695	1292	403	395	71	311	13	58	924	8000	3.9	1152	41	3.9	1584	383
1... ..	14	8	8	7	6	9500	4.0	2	3
2... ..	31	15	15	7	15	...	2.1	2
3... ..	13	8	8	1	6	...	2.5	2	2
4... ..	21	10	10	1	10	...	2.2	1
5... ..	34	22	22	6	21	3500	2.1	1	1
6... ..	7	5	5	3	5	...	2.8	1
7... ..	13	7	7	6	7	...	2.1	1
9... ..	9	6	6	1	6	...	2.5	2	18
10... ..	370	207	159	121	38	44	13	20	11	4	194	4000	2.4	11	61	3.6	2	18
12... ..	51	34	34	21	33	...	2.2	1	1
13... ..	8	5	5	3	5	...	2.4	1
14... ..	37	23	23	16	22	...	2.1	1	1
15... ..	39	26	25	18	26	...	2.0	1
16... ..	31	18	18	17	18	...	2.2	1
17... ..	54	31	31	27	31	...	2.2	1
18... ..	53	29	29	23	29	...	2.4	2
19... ..	37	21	21	18	21	...	2.1	5
20... ..	*102	24	15	14	15	9500	5.5	9	43	4.8	25	10
21... ..	123	36	35	35	2	33	37	3.7	33	10
22... ..	91	20	20	20	20	40	4.0	20	8
23... ..	204	51	46	46	1	50	37	3.9	51	18
24... ..	169	49	49	49	2	45	46	3.9	47	15
25... ..	103	26	26	26	26	30	3.9	26	8
26... ..	**69	24	18	9	7	5000	5.4	16	40	3.3	21	2
29... ..	123	36	16	2	3	27	49	4.2	30	10
30... ..	112	36	32	12	11	7500	6.0	24	46	4.0	32	10
31... ..	101	28	28	28	2	26	34	4.0	28	8
32... ..	99	29	29	29	1	28	33	4.0	29	9
33... ..	111	28	28	28	28	31	4.1	28	10
34... ..	120	32	32	31	1	31	34	3.8	32	12
35... ..	140	45	45	45	1	44	30	3.7	45	7
36... ..	130	40	40	40	39	37	3.9	39	10
37... ..	310	80	80	80	80	35	3.9	80	27
38... ..	259	66	66	66	64	35	3.9	65	24
39... ..	97	18	15	10	11	8000	5.5	5	58	5.0	16	1
40... ..	53	23	13	8	10	7500	5.8	12	44	4.3	22	4
41... ..	*106	33	10	5	11	4500	5.3	20	40	4.3	30	7
42... ..	74	21	19	12	7	9000	5.4	11	47	5.1	18	2
43... ..	*168	46	19	13	13	11000	6.3	29	41	4.1	42	8
44... ..	*101	24	12	10	9	7000	6.2	14	46	3.9	22	5
45... ..	76	21	12	10	9	5500	5.9	12	45	3.8	20	4
46... ..	*72	22	18	13	17	...	4.4	17	55	4.2	22	3
47... ..	113	45	40	18	20	7000	4.9	23	43	3.6	43	3
48... ..	14	7	7	34	3.0	7	1
50... ..	135	38	23	9	15	16000	5.1	22	44	3.5	37	10
51... ..	92	36	29	9	34	44	2.8	36	9
52... ..	33	14	9	4	9	56	4.0	14	...
53... ..	*89	23	6	4	19	31	4.4	23	2
54... ..	*109	31	18	8	14	10000	5.1	14	40	4.2	28	7
55... ..	106	33	15	9	13	5000	4.3	18	50	5.1	31	4
56... ..	*66	15	5	2	8	6500	5.0	6	43	3.8	14	3
57... ..	67	25	7	5	7	9000	5.9	12	38	3.2	19	4
58... ..	92	26	18	13	9	8000	5.8	16	50	4.9	25	3
59... ..	6
60... ..	18	10	3
61... ..	35	19	5	3	11	44	2.5	14	4
62... ..	113	31	18	9	14	20	45	3.9	31	6
63... ..	*62	22	11	7	3	16	44	3.8	18	3
64... ..	22	6	6	43	4.0	6	2
66... ..	10	4
67... ..	*42	7	6	4	6	43	3.5	7	...
68... ..	64	19	16	8	9	13500	6.6	10	39	3.6	18	5
69... ..	37	9	7	3	4	5	46	4.8	9	3
70... ..	48	15	15	13	10	49	3.4	14	4
71... ..	70	22	13	10	11	6000	5.2	10	44	4.3	21	3
72... ..	46	18	17	17	1
73... ..	73	21	16	11	18	8000	4.6	18	5
74... ..	76	21	15	10	11	7000	5.1	9	50	3.8	20	5
75... ..	*73	22	19	17	4	6000	4.8	6	36	2.5	21	2
76... ..	44	20	19	16	16	9000	5.1	2	18	...
77... ..	18	11	11	11	6	7000	4.8	4	10	...
78... ..	90	25	22	13	7	10000	5.9	18	48	3.6	25	5
79... ..	69	23	11	6	6	7500	5.8	16	36	3.8	19	3
80... ..	29	10	10	9	5	16000	5.8	5	44	4.2	10	1
81... ..	26	9	9	6	6	8000	5.8	3	9	1
82... ..	78	24	20	20	17	8000	5.8	6	59	5.0	23	2
83... ..	79	26	8	7	13	6500	4.8	9	44	3.6	22	5
84... ..	94	29	21	13	11	7000	4.7	17	46	3.5	28	6
85... ..	24	8	8	8	8	6500	5.0	8	1
86... ..	51	19	16	16	17	8500	4.8	2	19	2
87... ..	50	16	14	14	10	11500	6.2	5	50	4.4	13	1
88... ..	26	10	10	10	6	10500	5.5	3	9	1

City Block Characteristics

Table 2.—CHARACTERISTICS OF HOUSING UNITS, BY BLOCKS: 1960—Con.

["Total population" contains no persons in group quarters unless preceded by asterisk: one asterisk (*) denotes less than 10 percent; two asterisks (**), 10 percent or more]

Blocks within census tracts	Total population	All housing units by condition and plumbing									Occupied housing units							
		Total	Sound			Deteriorating			Dilapidated	Owner occupied			Renter occupied			Occupied by non-white	1.01 or more persons per room	
			Total	With all plumbing facilities	Lacking some or all facilities	Total	With all plumbing facilities	Lacking some or all facilities		Total	Average value (dollars)	Average number of rooms	Total	Average contract rent (dollars)	Average number of rooms			
								With flush toilet										No flush toilet
89...	13	4
90...	34	9	2	1	1	5	4	1	...	2	1	...	8	40	3.5	9	2	...
91...	75	20	12	4	8	7	2	5	...	1	3	...	16	43	5.3	17	4	...
92...	32	12	3	1	2	9	...	9	1	...	10	42	4.2	8	1	...
35.....	*4060	1720	914	528	386	602	216	348	38	204	477	9000	5.8	1062	43	3.0	550	187
1...	24	15	15	8	7	5	...	5.8	7	38	3.1	...	1
2...	19	13	9	8	1	2	2	2	2	7	42	3.4
3...	20	14	9	8	1	2	2	3	2	7	39	3.6	...	1
4...	13	5	5	4	1	1	4
5...	33	12	12	11	1	4	8	51	4.1	...	1
6...	23	8	2	2	...	6	5	1	3	4
7...	59	21	6	6	...	15	14	1	9	7500	7.0	10	55	4.9	...	1
8...	11	4
9...	28	11	2	2	...	8	8	1	6	...	6.3	5	61	4.6
10...	11	4
11...	9	2
12...	15	5	5	4	1	4	1	1
13...	19	6	6	6	5	1	6	8500	6.3
14...	26	7	4	4	4	...	3	3	7	8000	5.9
15...	11	5	4	4	4	...	1	1	4	1
16...	36	9	8	8	8	...	1	1	9	11500	6.2
17...	8	4
18...	26	10	10	10	10	13500	5.6
19...	27	9	8	8	...	1	1	5	...	8.4	4
20...	21	8	7	7	...	1	1	3	5	63	3.2
21...	47	16	15	15	...	1	1	14	12500	6.4	2
22...	8	4
23...	8	4
24...	20	5	3	3	...	2	2	4	1	1
25...	11	5	5	5	5	...	5.0
26...	42	16	3	3	...	13	12	1	8	9000	5.5	6	53	4.0	...	2
27...	41	16	3	3	...	13	12	1	8	9000	5.5	6	52	3.8	...	1
28...	36	17	2	2	...	15	7	8	8	9500	5.0	6	63	3.8	...	1
29...	43	21	3	3	...	18	8	10	9	9500	5.3	9	57	3.1	...	1
30...	77	59	58	42	16	1	1	7	8000	6.3	43	37	2.1	...	2
31...	63	32	31	20	11	1	...	1	8	...	5.3	21	40	3.0	...	2
32...	19	6	5	5	5	5000	5.6	1	1
34...	52	25	24	16	8	1	1	6	...	5.5	18	42	2.5	...	4
35...	60	30	19	15	4	11	6	5	6	...	6.3	22	48	3.5	...	1
36...	63	37	29	27	2	7	7	5	...	6.4	30	42	3.2	...	3
37...	78	46	41	24	17	...	5	13	7500	5.6	27	49	3.4
38...	71	25	6	6	...	19	16	3	18	9000	6.2	7	56	3.9	...	1
39...	42	14	13	12	1	1	1	13	9500	5.8	1
40...	10	4
41...	7	3
42...	33	11	11	11	8	10500	7.1	3
43...	5	3
44...	10	4
45...	15	5	5	5	5	20000	6.0
46...	21	6	6	6	...	1	1	6	10500	5.8	1
47...	21	7	6	6	1	5	72	4.8
48...	17	4
49...	27	11	11	11	7	11500	6.3	4
50...	30	10	10	9	1	5	8500	5.8	5	39	3.2	...	2
51...	26	9	9	8	1	5	...	5.0	4	1
52...	95	45	45	31	14	10	...	5.3	37	37	2.9	...	2
53...	**38	15	13	13	...	2	2	5	...	5.6	7	51	3.4	...	1
55...	**87	49	31	16	15	18	8	10	8	...	5.9	34	31	2.3	...	5
56...	32	13	13	13	1	11	49	3.6	...	3
57...	14	10	10	6	4	2	8	40	1.9	...	1
58...	57	27	7	1	6	18	9	9	...	2	3	23	33	3.2	...	3
59...	23	16	8	1	7	8	8	1	12	52	2.6	...	1
60...	37	15	7	3	4	...	8	3	10	48	3.4	2	3
61...	24	7	5	4	1	2	2	5	...	6.6	2	5	1
62...	202	61	7	3	4	33	7	26	...	21	24	4500	5.0	36	40	3.9	59	12
63...	54	15	5	5	...	6	2	4	...	4	5	...	7.2	8	49	4.4	13	4
64...	44	12	3	3	...	9	2	7	6	20000	5.5	6	47	4.7	12	2
66...	**42	13	1	1	...	5	1	4	...	7	9	43	3.7	8	3
67...	15	4
69...	80	27	12	8	4	4	1	3	...	11	10	6500	5.7	14	43	4.0	24	5
70...	105	25	5	5	...	15	7	8	...	5	12	6000	5.4	13	55	5.2	24	6
71...	92	38	14	9	5	19	3	16	...	5	13	6500	4.8	18	40	3.1	10	7
72...	3	2
73...	...	1
74...	6	4
75...	12	14	13	...	13	1	1	1	6	39	1.2	...	2
76...	74	20	4	3	1	15	1	14	...	1	7	9500	6.7	10	42	3.1	15	8
77...	89	28	5	4	1	9	1	8	...	14	9	5000	5.7	19	67	3.1	28	7
78...	2	1
79...	...	1
80...	3	1
82...	7	5
86...	3	2
87...	41	13	4	2	2	9	...	9	4	8	42	4.8	11	1
88...	21	11	4	3	1	2	1	1	...	5	4	5	33	4.2	9	...

Table 2.—CHARACTERISTICS OF HOUSING UNITS, BY BLOCKS: 1960—Con.

["Total population" contains no persons in group quarters unless preceded by asterisk; one asterisk (*) denotes less than 10 percent; two asterisks (**), 10 percent or more]

Blocks within census tracts	Total population	All housing units by condition and plumbing									Occupied housing units							
		Total	Sound			Deteriorating			Dilapidated	Owner occupied			Renter occupied			Occupied by non-white	1.01 or more persons per room	
			Total	With all plumbing facilities	Lacking some or all facilities	Total	With all plumbing facilities	Lacking some or all facilities		Total	Average value (dollars)	Average number of rooms	Total	Average contract rent (dollars)	Average number of rooms			
							With flush toilet	No flush toilet										
90...	5	1
91...	19	18	15	3	12	3	1	2	16	42	1.4	1
92...	27	30	30	...	30	27	47	1.0
93...	16	11	11	2	9	1	10	45	1.3
94...	41	16	5	...	5	10	2	8	6	9500	5.3	9	36	3.6	15
95...	68	17	6	3	3	9	1	8	2	8	9000	6.1	9	39	4.8	17
96...	**80	17	6	6	...	11	...	11	5	...	4.6	12	40	5.0	16
97...	51	17	17	1	16	1	15	30	3.8	16
98...	8	2
99...	4	2
100...	47	17	2	1	1	15	2	13	2	15	48	4.1	17
101...	**110	29	3	2	1	26	7	19	2	41	4.2	28	6
102...	56	15	7	...	7	8	2	6	3	12	41	4.7	14
103...	14	12	12	1	11	12	42	1.4	11
104...	7	7	7	...	7	7	47	1.3	...
105...	4	1
106...	27	27	27	...	27	27	24	1.0	...
107...	47	75	75	...	75	2	38	37	1.1	1
108...	**43	22	14	4	10	8	...	8	1	18	31	2.3	7
109...	*97	31	17	3	14	12	...	12	2	2	28	77	3.6	30
110...	36	9	3	...	3	5	...	5	...	1	1	1	8	54	4.1	9
111...	34	13	10	...	10	3	...	3	1	12	41	2.3	12
115...	16	8	7	...	7	1	...	1	2	5	94	1.6	2
116...	1	1
118...	**18	3	10	48	3.4	10
119...	26	16	1	...	1	...	15	31	30	1.6	31
120...	67	35	1	...	1	...	34	1
121...	2	2
122...	**61	27	1	1	...	25	...	25	...	1	1	1	20	40	1.2	4
125...	7	20	20	20	7	30	1.0	...
126...	**14
127...	63	18	3	1	2	...	15	2	15	42	4.3	17
128...	54	23	13	2	11	2	...	2	...	8	2	20	40	2.8	22
129...	73	23	12	2	10	...	11	23	40	4.0	23
132...	23	5	5	5	36	4.2	5
133...	34	12	6	...	6	...	6	1	11	36	3.9	12
136...	16	16	16	16	16	26	1.0	...
36.....	*2898	1358	1007	784	223	266	183	83	...	85	395	10500	5.7	817	44	3.0	3	121
1...	16	12	4	4	...	1	...	1	...	7	3	4
3...	9	11	11	9	15500	5.3	2
4...	38	20	19	18	1	1	1	6	11500	5.2	9	49	3.2	...	2
5...	21	10	8	5	3	4	2	2	...	2	8	43	3.3	...	1
6...	29	11	7	7	...	4	2	2	...	3	7	48	3.9	...	1
7...	3	2
9...	23	14	12	10	2	2	2	8	5500	4.4	4	1	1
10...	16	8	8	2	4	1
12...	42	11	2	2	...	3	3	6	7	5500	6.3	4	2
13...	39	16	12	12	4	4	4	8	12000	6.3	6	44	3.2	...	1
14...	15	6	4	4	...	1	1	1	2	1
15...	39	14	14	14	7	14000	5.3	7	51	2.9	...	1
16...	21	7	2	2	...	3	3	4	2	2
17...	27	14	3	3	...	11	11	6	16000	7.0	7	44	3.7
18...	37	10	7	7	...	3	3	6	11500	5.8	4	1
19...	40	20	16	16	...	2	2	14	11000	6.4	5	...	3.6
20...	68	37	16	16	...	15	14	1	9	8500	5.2	23	41	3.0	...	2
21...	106	48	27	26	1	19	14	5	8	10500	5.8	36	43	2.9	...	10
22...	115	45	41	32	9	4	4	10	7500	5.4	31	43	3.4	...	8
23...	29	12	6	6	...	6	2	4	2	9	38	3.0	...	3
24...	11	4
25...	3	2
26...	102	61	48	40	8	13	1	12	17	9500	5.5	31	45	2.6	...	2
27...	92	45	38	38	...	7	4	3	12	5000	5.7	30	66	2.4	...	2
28...	27	17	10	10	...	6	6	8	8000	5.4	3
29...	35	17	8	7	1	7	5	2	6	11000	4.7	7	49	3.4	...	2
30...	85	40	23	20	3	12	7	5	12	10000	4.8	18	51	3.7	...	6
31...	77	35	26	26	...	2	2	13	13500	4.7	19	53	3.5	...	3
32...	44	18	18	17	1	3	6	17500	4.7	10	54	3.6	...	2
33...	98	49	11	8	3	30	19	11	11	10000	6.7	28	42	3.1	...	5
34...	64	34	27	22	5	7	7	7	12500	4.7	23	52	3.2	...	3
35...	74	39	35	26	9	4	4	11	12500	6.1	28	46	2.3	...	3
36...	70	30	25	19	6	5	5	10	15000	5.8	19	52	2.4	...	2
37...	17	9	7	5	2	2	2	2	6	46	2.0	...	1
38...	6	4
39...	6	4
40...	24	16	14	5	9	2	2	5	...	4.8	10	38	1.8	...	2
41...	8	5	5	2	3	3	1
42...	*90	53	47	18	29	6	1	5	8	12500	5.3	42	47	2.0	...	2
43...	32	17	11	8	3	6	...	6	7	12500	6.7	9	30	2.0	...	2
44...	42	20	17	14	3	3	3	7	4500	5.1	12	38	2.8	...	2
45...	45	15	15	15	7	12500	6.1	7	43	3.3	...	1
46...	61	24	17	12	5	5	2	3	8	11500	5.6	16	41	4.4	...	1
47...	42	17	9	7	2	4	3	1	7	5500	6.3	10	45	3.3	...	1
48...	22	12	10	6	4	2	2	4	5	44	4.6
49...	60	18	5	5	...	3	2	1	10	14	42	4.4	...	2
50...	92	38	23	21	2	15	14	1	14	8000	5.1	24	39	3.4	...	3

Table 2.—CHARACTERISTICS OF HOUSING UNITS, BY BLOCKS: 1960—Con.

["Total population" contains no persons in group quarters unless preceded by asterisk; one asterisk (*) denotes less than 10 percent; two asterisks (**), 10 percent or more]

Blocks within census tracts	Total population	All housing units by condition and plumbing								Occupied housing units									
		Sound				Deteriorating				Owner occupied			Renter occupied			Occupied by non-white	1.01 or more persons per room		
		Total	With all plumbing facilities	Lacking some or all facilities	Total	With all plumbing facilities	Lacking some or all facilities	Dilapidated	Total	Average value (dollars)	Average number of rooms	Total	Average contract (dollars)	Average number of rooms					
					With flush toilet	No flush toilet													
51...	27	10	4	4	...	3	3	3	4	...	6	40	2.8	...	1		
52...	65	22	14	14	...	2	2	6	7	8500	6.4	15	37	3.7	...		
53...	36	16	16	16	3	11	50	4.1	...		
54...	79	45	43	25	18	2	2	8	10000	7.4	34	38	2.1	...		
55...	96	64	62	38	24	2	1	1	6	9000	4.3	45	43	2.6	...		
56...	63	36	35	17	18	1	8	12500	5.6	27	37	2.7	...		
58...	**29	16	15	9	6	1	1	4	10	35	2.5	...		
59...	48	23	23	11	12	7	16000	6.1	16	45	2.9	...		
60...	53	39	37	18	19	2	2	4	24	36	2.4	...		
61...	28	8	7	7	...	1	1	2	6	48	4.2	...		
62...	51	21	17	17	...	4	3	1	6	15000	5.2	15	52	3.9	...		
63...	59	24	15	14	1	7	5	2	9	11000	6.0	12	46	3.0	...		
64...	67	29	19	18	8	8	6	2	8	10000	5.8	17	43	3.1	...		
65...	**57	17	7	6	1	9	6	3	6	5000	5.3	11	37	3.6	...		
66...	35	15	11	7	4	1	...	1	5	...	6.4	10	37	3.7	...		
37.....	*6036	2054	730	608	122	481	106	375	...	843	211	9000	5.6	1687	41	3.3	1597	387	
1...	**61	17	17	14	3	8	6500	5.0	7	39	3.6	...	2	
2...	25	8	8	7	1	3	5	60	3.4	
3...	22	11	9	7	2	2	2	3	8	47	2.8	
4...	56	29	7	7	...	12	8	4	10	...	5.0	14	36	2.9	...	2	
5...	36	22	4	3	1	10	5	5	8	15	34	2.4	...	3	
6...	38	19	17	1	16	2	13	36	2.2	...	5	
7...	4	1	
8...	**22	5	4	3	1	1	4	
9...	35	20	5	5	...	5	5	10	13	46	2.2	...	2	
10...	8	2	
11...	49	26	10	4	6	16	23	46	1.8	...	4	
12...	90	47	14	6	8	33	...	5.8	35	51	2.5	...	6	
14...	*165	66	1	1	...	13	7	6	52	9000	5.1	49	40	2.7	49	22	
15...	41	17	9	9	9	8	16	39	3.8	15	3	
16...	99	41	1	1	...	22	3	19	8	7000	6.1	31	38	3.3	35	3	
17...	96	34	3	1	1	17	6	11	14	7000	5.0	19	43	4.1	21	5	
18...	88	30	24	10	14	3	1	2	11	7500	6.2	17	48	3.8	16	4	
19...	**114	27	7	2	5	10	1	9	3	24	46	4.1	22	6	
20...	**72	24	6	5	1	15	...	15	3	8500	7.0	16	42	3.1	23	3	
21...	41	13	8	2	6	3	1	2	2	13	36	4.2	13	3	
22...	111	29	8	3	5	16	...	16	3	26	42	4.2	29	3	
23...	*105	32	20	10	10	5	2	5	10	9000	6.2	21	44	4.6	31	6	
24...	*91	33	18	5	13	9	2	7	12	9000	5.8	20	39	2.8	29	6	
25...	127	86	1	1	...	6	2	4	6	9000	4.8	69	30	1.7	75	15	
26...	62	24	6	...	6	18	22	42	3.5	22	5	
27...	83	36	7	4	3	10	8000	5.5	25	39	3.5	35	...	
28...	85	44	1	1	...	7	3	4	6	...	6.7	35	36	2.5	41	4	
29...	130	84	3	1	2	81	7000	4.4	69	40	1.8	64	9	
30...	*140	85	1	1	1	78	35	1.6	40	13	
31...	23	22	1	1	...	11	...	1	2	15	39	1.8	
32...	52	24	11	...	11	13	23	40	2.3	18	6	
33...	36	19	8	4	4	5	...	5	6	15	38	2.7	18	2	
34...	85	48	1	1	4	41	37	2.6	39	6	
35...	44	31	9	1	8	3	1	2	19	22	42	1.3	25	6	
36...	59	19	8	2	6	11	3	8	9500	5.7	12	46	4.8	19	2	
37...	34	12	6	3	3	6	2	4	4	8	52	5.0	12	...	
38...	*39	7	1	...	1	5	1	4	1	5	42	4.8	7	1	
39...	195	77	76	76	...	1	1	1	76	36	3.5	76	10	
40...	**228	55	4	3	29	1	28	2	50	49	4.9	51	7	
41...	**45	15	2	...	2	11	1	10	2	15	43	4.6	15	...	
42...	**126	27	2	1	1	16	1	15	9	24	43	4.7	24	6	
43...	*318	80	80	79	1	1	79	39	4.1	80	25	
44...	476	121	104	104	...	17	17	1	118	41	4.1	119	38	
45...	13	3	
46...	*47	27	24	2	22	3	26	33	1.6	27	...	
47...	**122	38	4	3	1	18	1	17	16	36	42	3.4	36	8	
48...	**343	5	1	1	...	2	...	2	2	3	5	2	
49...	26	13	5	5	...	3	1	2	5	11	40	3.8	13	...	
50...	41	27	4	3	1	14	1	13	9	20	39	2.4	24	...	
51...	17	11	10	4	6	4	5	46	2.4	5	1	
52...	...	4	
53...	107	57	6	6	...	27	...	27	24	7	10000	4.9	38	36	2.1	43	11
54...	**24	9	1	1	...	7	...	7	1	8	36	3.9	9	...	
55...	**57	18	1	1	...	6	1	5	11	2	...	16	28	2.4	18	3	
58...	510	143	111	90	21	3	2	1	29	2	...	118	44	4.0	120	45	
59...	15	4	
60...	490	88	88	88	88	40	4.9	88	47	
61...	67	16	15	15	1	15	40	4.5	15	4	
62...	70	15	15	15	14	41	4.7	14	6	
63...	51	26	6	6	...	1	...	1	19	1	...	22	44	2.7	23	4	
64...	47	20	3	3	...	16	...	16	1	3	...	17	30	2.4	20	1	
65...	16	3	
66...	6	5	3	1	2	2	...	2	5	45	2.0	
69...	45	19	1	...	1	18	16	41	3.1	16	3	
70...	46	23	3	3	20	1	...	18	43	2.7	19	3	
71...	20	11	1	1	10	9	44	2.6	9	1	
38.....	*6248	2016	1063	562	501	678	162	513	3	275	640	6500	5.5	1270	42	3.6	1022	289	
2...	54	17	7	7	...	8	7	1	13	7000	5.6	3	1	1	

Table 2.—CHARACTERISTICS OF HOUSING UNITS, BY BLOCKS: 1960—Con.

["Total population" contains no persons in group quarters unless preceded by asterisk; one asterisk (*) denotes less than 10 percent; two asterisks (**), 10 percent or more]

Table with columns for 'All housing units by condition and plumbing' and 'Occupied housing units'. It includes sub-headers for 'Sound', 'Deteriorating', and 'Dilapidated' conditions, and further details for 'Owner occupied' and 'Renter occupied' units. The table lists various blocks with their respective population, plumbing status, and occupancy characteristics.

City Block Characteristics

Table 2.—CHARACTERISTICS OF HOUSING UNITS, BY BLOCKS: 1960—Con.

["Total population" contains no persons in group quarters unless preceded by asterisk; one asterisk (*) denotes less than 10 percent; two asterisks (**), 10 percent or more]

Table with 16 columns: Blocks within census tracts, Total population, Total, Sound (Total, With all plumbing facilities, Lacking some or all facilities), Deteriorating (Total, With all plumbing facilities, Lacking some or all facilities, With flush toilet, No flush toilet), Dilapidated, Owner occupied (Total, Average value, Average number of rooms), Renter occupied (Total, Average contract rent, Average number of rooms), Occupied by non-white, 1.01 or more persons per room.

Table 2.—CHARACTERISTICS OF HOUSING UNITS, BY BLOCKS: 1960—Con.

["Total population" contains no persons in group quarters unless preceded by asterisk; one asterisk (*) denotes less than 10 percent; two asterisks (**), 10 percent or more]

Blocks within census tracts	Total population	All housing units by condition and plumbing									Occupied housing units							
		Total	Sound			Deteriorating			Dilapidated	Owner occupied			Renter occupied			Occupied by non-white	1.01 or more persons per room	
			Total	With all plumbing facilities	Lacking some or all facilities	Total	With all plumbing facilities	Lacking some or all facilities		Total	Average value (dollars)	Average number of rooms	Total	Average contract rent (dollars)	Average number of rooms			
								With flush toilet										No flush toilet
111...	2	1
117...	13	3
119...	17	9	5	4	1	3	2	1	...	1	6	6500	5.2
120...	7	3
121...	2	2
132...	4	1
135...	11	4
136...	3	1
138...	84	27	21	20	1	3	1	2	...	3	19	6000	5.4	8	40	3.1	...	4
42.....	3693	1196	1133	1122	11	42	30	8	4	21	1020	21000	6.2	98	80	4.3	2	44
1...	23	4
3...	6	3
5...	1	1
7...	23	7	5	5	...	2	...	2	7	6500	4.6	1
8...	2	1
9...	2	1
10...	12	3
12...	9	5	3	3	...	2	2	4	1	1
13...	4	2
14...	27	9	7	7	2	7	13000	5.3	1	1
15...	10	2
16...	2	1
17...	5	3
18...	1	1
21...	4	1	1	4
22...	13	5	4	4
23...	11	3
24...	2	2	5
26...	76	16	16	15	1	15	9000	4.8	1	5
27...	49	17	17	15	2	11	7500	5.0	1	4
29...	16	5	5	5	5	11000	5.2	1
30...	14	7	7	7	6	12000	4.8
31...	14	5	5	5	5	13500	5.4
32...	27	11	10	10	...	1	1	7	13000	4.9	3
33...	2	1
34...	4	2
35...	3	1	1
36...	12	5	5	5	4
38...	5	2
40...	18	6	4	4	...	1	1	1	5	...	4.8	1
41...	2	1
43...	4	1
44...	46	16	10	7	3	3	...	3	...	3	11	...	2.6	5	47	2.6	...	5
45...	17	3
46...	3	1
48...	3	2
49...	6	2
50...	3	1
51...	4	1
53...	12	5	5	5	2	3
54...	14	6	6	6	4	2
55...	21	10	10	10	7	19000	6.9	1
56...	20	9	8	8	...	1	1	6	...	6.5	3
57...	9	3
58...	47	15	15	15	9	16000	5.6	6	78	4.5
59...	45	20	12	11	1	6	5	...	1	2	12	14000	5.2	4	3
60...	10	6	2	2	...	3	3	1	2	2
61...	16	7	6	6	...	1	1	5	...	5.2	1
62...	22	9	9	9	5	13500	5.4	1
63...	36	11	11	11	10	19000	5.5	1	1
64...	40	13	13	13	13	14000	5.2	1
65...	25	9	9	9	9	10500	4.9
66...	28	11	11	11	11	9500	5.0
67...	44	12	12	12	9	10500	5.7	3	1
68...	48	15	15	15	10	15000	5.9	4
69...	41	15	14	14	1	13	11000	5.1	1
71...	31	10	10	10	10	16500	6.0	1
72...	24	12	11	11	...	1	1	9	21000	6.2
73...	21	7	7	7	5	25000	6.0	1
74...	29	9	9	9	8	19000	6.3
75...	22	10	10	10	8	17000	5.5
76...	107	32	32	32	32	18000	6.4
77...	42	12	12	12	11	24000	6.5
78...	19	5	5	5	5	22000	5.6
79...	135	38	38	38	37	29000	6.2	1
80...	102	32	32	32	29	25000	6.3	3
81...	18	5	5	5	3	1	1
82...	58	20	20	20	19	18000	5.9	1
83...	1
84...	17	6	6	6	6	25000	6.7
85...	44	15	15	15	15	22000	5.9
86...	4	2
87...	37	12	12	12	11	23000	6.7	1
88...	63	19	19	17	2	17	24000	6.5	2
90...	26	12	12	12	12	24000	7.2
91...	54	16	16	16	15	23000	6.5

Table 2.—CHARACTERISTICS OF HOUSING UNITS, BY BLOCKS: 1960—Con.

["Total population" contains no persons in group quarters unless preceded by asterisk: one asterisk (*) denotes less than 10 percent; two asterisks (**), 10 percent or more]

Blocks within census tracts	Total population	All housing units by condition and plumbing								Occupied housing units								
		Total	Sound			Deteriorating			Dilapidated	Owner occupied			Renter occupied			Occupied by non-white	1.01 or more persons per room	
			Total	With all plumbing facilities	Lacking some or all facilities	Total	With all plumbing facilities	Lacking some or all facilities		Total	Average value (dollars)	Average number of rooms	Total	Average contract rent (dollars)	Average number of rooms			
								With flush toilet										No flush toilet
92...	33	9	9	9	8	25000	7.0	1	1	
93...	21	7	7	7	7	24000	6.4	
94...	184	56	56	56	50	29000	6.9	5	125	6.2	
95...	28	8	8	8	7	30000	7.0	
96...	45	12	12	12	11	23000	7.0	
97...	8	1	
98...	39	11	11	11	11	28000	7.2	
99...	16	4	
100...	26	10	10	10	10	27000	6.5	
101...	44	15	15	15	14	23000	6.8	1	
103...	46	13	13	13	13	30000	7.2	
104...	4	2	
105...	52	16	16	16	15	22000	6.8	1	
106...	52	18	18	18	16	22000	6.7	
107...	61	18	18	18	17	26000	6.6	
108...	20	5	5	5	5	31000	8.0	
109...	34	9	9	9	8	27000	7.6	1	1	
110...	31	10	9	9	...	1	1	10	22000	7.9	
111...	17	5	5	5	4	
114...	18	5	5	5	5	31000	9.0	
117...	18	8	6	6	...	1	1	...	1	5	25000	6.6	3	1	...	
118...	31	9	9	9	8	23000	7.9	1	
119...	58	16	16	16	16	25000	6.9	
120...	38	14	14	14	12	22000	6.8	2	
121...	43	12	11	11	...	1	1	10	21000	6.7	1	
122...	149	52	51	51	1	44	23000	6.7	1	
123...	28	9	9	9	8	17500	6.4	
124...	2	2	
125...	58	15	14	14	...	1	1	14	18500	5.9	1	
127...	1	1	
128...	2	1	
129...	...	1	
130...	2	1	
131...	2	1	
132...	65	26	26	26	23	28000	5.7	1	
134...	70	23	23	23	18	30000	6.7	2	
136...	9	6	6	6	2	1	
138...	39	10	10	10	9	20000	5.8	1	1	
139...	56	12	12	12	12	20000	6.6	1	
140...	83	18	17	17	...	1	1	18	20000	6.8	1	
142...	14	3	
143...	17	4	
144...	18	7	7	7	7	20000	5.6	
146...	94	34	34	34	27	31000	6.3	
147...	4	2	
149...	5	2	
150...	10	4	
151...	7	2	
152...	6	3	
153...	1	1	
154...	18	5	5	4	1	5	14500	4.4	
155...	10	3	
156...	30	9	6	6	3	3	3	6	12000	5.7	3	1	
157...	2	1	
158...	7	2	
159...	1	1	
160...	8	2	
161...	17	5	5	5	5	...	5.2	
162...	8	4	
164...	24	7	7	7	6	14500	5.7	1	
165...	43	13	12	12	...	1	1	12	16000	5.8	1	1	
43.....	4400	1491	1428	1423	5	50	45	4	1	13	1136	12500	5.4	274	70	3.9	...	85
1...	11	5	3	3	...	1	1	1	3	
2...	5	2	
3...	8	3	
4...	2	1	
5...	16	6	5	5	1	4	1	
6...	17	5	5	5	...	1	...	1	...	1	1	1	
7...	16	5	5	5	5	11500	4.6	1	
8...	7	4	
9...	19	6	5	5	...	1	1	3	2	2	
10...	15	4	
11...	31	8	8	8	8	10500	4.9	2	
12...	4	
13...	9	2	
14...	51	15	15	15	15	10500	4.8	2	
15...	20	6	6	6	5	...	5.8	1	2	
16...	56	17	16	16	...	1	1	17	9000	4.9	2	
17...	27	9	9	9	5	9000	4.8	1	
18...	19	4	
19...	...	2	
20...	4	1	
21...	19	6	6	6	4	2	
22...	5	2	
23...	29	11	9	9	...	2	2	9	11500	4.8	1	1	

Table 2.—CHARACTERISTICS OF HOUSING UNITS, BY BLOCKS: 1960—Con.

["Total population" contains no persons in group quarters unless preceded by asterisk; one asterisk (*) denotes less than 10 percent; two asterisks (**), 10 percent or more]

Blocks within census tracts	Total population	All housing units by condition and plumbing								Occupied housing units							
		Sound				Deteriorating				Owner occupied			Renter occupied			Occupied by non-white	1.01 or more persons per room
		Total	With all plumbing facilities	Lacking some or all facilities	Total	With all plumbing facilities	Lacking some or all facilities		Dilapidated	Total	Average value (dollars)	Average number of rooms	Total	Average contract rent (dollars)	Average number of rooms		
With flush toilet	No flush toilet																
106...	55	32	29	29	...	1	1	...	2	12	...	5.0	17	61	3.4	...	1
107...	50	28	28	28	15	8000	5.7	11	49	3.1
108...	18	7	7	7	7	8500	6.1
109...	21	11	10	10	...	1	1	6	8000	5.6
110...	43	24	24	24	10	...	5.8	12	52	4.3
111...	*60	25	23	21	...	2	2	13	8500	6.2	10	52	3.8
112...	33	22	21	21	1	3	16	40	3.4	...	1
113...	35	16	16	16	9	8500	6.1	10	118	4.4
114...	29	15	15	15	2	10	58	3.7	...	2
115...	5	3
116...	28	6	6	6	5	...	5.2	1	1	...
117...	30	16	16	16	...	1	1	9	9000	5.4	7	53	2.9	...	1
118...	17	11	9	9	1	6	...	5.0	2
119...	45	25	10	10	...	15	15	8	...	4.8	10	58	3.2	10	3
120...	59	29	23	23	...	5	5	11	6500	5.3	18	48	3.2	5	5
121...	72	24	4	4	...	2	2	...	18	5	7000	5.4	18	30	3.8	23	5
125...	25	6	2	2	4	6	2	1
126...	31	16	12	12	...	4	4	7	14000	5.0	10	55	3.0
127...	38	16	12	12	...	2	2	...	2	7	...	4.6	8	92	4.1	...	1
128...	103	60	60	60	3	53	55	3.0	...	2
129...	29	20	20	20	4	12	68	3.4
130...	9	4
131...	10	4
134...	17	4	4	4	...	2	2	5	...	5.8	4
135...	29	12	12	12	8	...	3.9	1
136...	27	10	9	9	4	8000	5.4	1	1
137...	23	8	4	4	1	4	3	1
46.....	*5975	3491	3001	2512	489	409	306	103	81	750	10500	5.4	2156	58	2.8	89	147
3...	8	7	7	6	1	5	...	3.2
**188	4
7...	107	97	96	95	1	1	1	5	...	3.2	70	122	3.1	...	4
8...	**88	53	41	33	8	2	...	2	10	6	...	4.2	41	58	2.6	...	2
9...	**18	2
10...	13	8	8	8	4
11...	7	8	8	8	2
12...	23	10	9	9	...	1	1	7	13000	6.6
13...	26	13	13	13	7	7000	5.6	6	43	3.0
14...	25	14	14	14	6	10500	6.0	7	38	3.0	...	2
15...	20	8	8	8	3	5	66	2.6
16...	59	56	56	33	23	7	...	3.7	37	44	2.3	...	2
17...	67	72	54	24	30	13	4	9	5	8	...	3.5	40	50	2.1	...	2
18...	9	8	8	2	6	1
19...	42	33	33	32	1	3	30	128	2.0
20...	54	44	44	15	29	5	...	3.6	34	48	1.2	...	5
21...	41	31	29	29	...	2	2	2	27	45	2.6
22...	41	37	33	22	11	4	4	1	29	93	1.6	1	3
23...	1
25...	22	13	7	4	3	6	4	2	...	2	11	45	2.5	...	1
26...	**77	42	39	19	20	3	3	5	...	7.2	32	39	1.8	...	1
27...	125	105	85	35	50	20	17	3	...	10	...	4.1	74	40	2.1	...	4
**147	68	68	68	63	5	8	...	5.6	49	66	2.8	...	2
**65	34	34	33	1	2	26	57	2.7
**131	45	45	44	1	12	16000	6.3	25	52	2.8	...	2
*58	23	23	23	5	...	5.6	18	51	2.8	...	1
*104	65	65	65	6	...	5.2	47	53	2.5	...	2
33...	82	46	42	40	2	4	4	8	14500	5.6	33	64	3.2	...	2
34...	80	52	52	33	19	9	...	4.8	39	60	2.7	...	3
35...	52	32	26	24	2	6	2	4	...	9	8500	5.4	20	68	3.2
36...	43	26	26	26	12	8500	4.8	14	49	2.9	...	1
37...	68	37	36	36	...	1	1	7	9000	6.4	26	48	3.6	...	2
38...	9	4
40...	23	6	2	2	...	4	1	3	...	2	4	6	3
41...	70	32	19	19	...	13	1	12	...	3	29	46	3.9	12	1
42...	52	28	27	23	4	1	1	6	9000	6.0	15	44	3.0	...	2
43...	106	73	73	69	4	7	...	4.1	56	48	2.6
44...	102	47	47	45	2	11	6500	5.5	31	54	3.4	1	2
45...	79	49	47	42	5	2	2	12	9000	5.1	31	83	3.0
46...	105	66	66	66	13	13500	4.0	43	56	3.0	...	2
47...	70	36	34	34	...	2	2	9	11500	6.1	24	55	3.4
*106	59	59	53	6	18	14000	5.1	31	56	3.0	...	1
**105	42	38	37	1	4	4	...	12	...	6.2	30	42	2.9	...	5
**83	46	46	42	4	11	11500	6.5	22	43	2.5	...	1
51...	65	54	45	38	7	9	5	4	...	5	...	3.8	36	47	2.2	...	4
52...	107	74	69	64	5	5	2	3	...	11	...	4.6	46	50	2.5	...	4
53...	60	50	40	27	13	10	8	2	...	8	...	4.6	25	44	1.8	...	2
*100	79	79	51	28	8	...	5.1	53	46	2.3	...	1
55...	2	1
56...	41	28	19	15	4	9	9	5	...	7.0	17	38	2.4	...	2
57...	180	118	114	92	22	3	3	...	1	16	...	5.0	91	67	3.1	...	1
58...	77	78	58	43	15	20	20	6	...	4.2	40	49	2.2	...	4
59...	162	166	125	81	44	41	14	27	...	19	...	4.6	93	68	2.0	...	8
60...	31	18	12	6	6	6	5	3	14	53	1.7	...	3
61...	29	16	11	7	4	5	5	4	10	46	2.8	...	2
62...	**68	33	22	18	7	5	5	4	...	2	...	4.7	22	57	2.5	...	2
63...	**112	75	71	47	24	4	1	3	...	8	...	4.5	56	52	2.6	...	2
64...	**61	29	27	24	3	2	2	8	...	4.6	17	54	3.1	...	1

Table 2.—CHARACTERISTICS OF HOUSING UNITS, BY BLOCKS; 1960—Con.

["Total population" contains no persons in group quarters unless preceded by asterisk: one asterisk (*) denotes less than 10 percent; two asterisks (**), 10 percent or more]

Table with 17 columns: Blocks within census tracts, Total population, All housing units by condition and plumbing (Total, Sound, Deteriorating, Dilapidated), Occupied housing units (Owner occupied, Renter occupied), and 1.01 or more persons per room. Rows list census tracts from 65... to 59...

Table 2.—CHARACTERISTICS OF HOUSING UNITS, BY BLOCKS: 1960—Con.

["Total population" contains no persons in group quarters unless preceded by asterisk: one asterisk (*) denotes less than 10 percent; two asterisks (**), 10 percent or more]

Blocks within census tracts	Total population	All housing units by condition and plumbing									Occupied housing units							
		Total	Sound			Deteriorating			Dilapidated	Owner occupied			Renter occupied			Occupied by non-white	1.01 or more persons per room	
			Total	With all plumbing facilities	Lacking some or all facilities	Total	With all plumbing facilities	Lacking some or all facilities		Total	Average value (dollars)	Average number of rooms	Total	Average contract rent (dollars)	Average number of rooms			
																		With flush toilet
60...	54	17	6	3	3	10	1	9	...	1	5	5500	5.0	10	45	4.3	15	3
61...	8	2
66...	26	8	8	1	7	1	7	39	3.4	8	3
67...	71	16	10	7	3	6	1	5	8	5500	5.0	8	77	3.6	16	5
68...	59	12	2	1	1	8	1	7	2	3500	5.7	4	11	4
69...	37	10	2	...	2	8	10	36	3.8	10	4
70...	52	22	18	2	16	4	...	4	2	20	33	2.5	10	4
74...	87	25	12	11	1	7	...	7	6	5000	5.4	14	55	4.5	11	7
75...	65	21	15	14	1	5	...	5	1	6000	5.5	9	42	4.0	4	2
76...	19	7	5	1	4	2	2	4	3	4	2
81...	17	5	1	1	...	3	...	3	...	1	4	1
82...	10	5	1	1	...	3	2	1	...	2	2	1
85...	12	7	1	1	...	4	1	3	...	2	2	1
86...	11	6	3	3	...	3	1	2	3	1
88...	5	2
96...	9	2
97...	9	1
100...	4	2	6	2	4	2
109...	41	8	5	4	1	2	2	1	...	1	6	7500	5.5	2
110...	13	5	2	2	...	2	1	1	...	1	3	1	1	1
111...	24	11	4	3	1	5	1	4	...	2	5	4500	6.0	2	1
112...	99	25	13	8	5	11	7	4	...	1	11	6500	5.2	13	42	4.2	10	7
113...	59	23	11	9	2	11	2	2	...	7	13	5500	5.8	7	29	2.3	...	1
114...	13	4
125...	42	8	1	...	1	7	2	5	5	...	5.0	3	7	3
126...	35	13	4	4	...	9	5	4	6	6500	5.3	7	40	1.7	13	4
135...	1
137...	**1
138...	1
147...	112	128	128	2	126	4	72	31	1.3	45	10
148...	**35	13	13	1	11	31	1.8	12	2
153...	15	12	2	2	10	2	10	57	1.0
172...	2	1
173...	2	1
175...	21	12	6	6	...	6	...	6	1	9	44	2.3	2	4
177...	36	37	2	2	...	35	...	35	2	22	30	1.6	...	3
178...	29	24	2	2	...	21	1	20	...	1	1	17	32	1.4	...	3
179...	15	16	16	...	16	12	32	1.5	1	...
180...	25	20	20	1	19	19	42	1.4	...	2
197...	2	2
201...	**16
205...	22	9	6	5	1	2	1	1	3	5	...	2.6	8	2
206...	54	19	2	...	2	13	...	13	...	4	2	17	27	3.1	19	4
207...	89	23	2	...	2	18	2	16	...	3	5	5000	5.4	18	41	3.2	23	7
210...	1	1
218...	7	2
219...	14	5	3	2	1	1	...	1	...	1	4	3	1
233...	2	1
243...	5	2
49...	**3068	1078	968	760	208	82	42	40	...	28	688	6000	4.8	301	45	3.6	2	137
1	7	1
2	25	5	3	1	2	2	1	1	3	2	2
3	**58	20	20	10	10	13	6500	5.2	5	38	3.8	...	2
5	2
10	31	10	8	7	1	2	...	2	7	6500	4.4	2	1
11	35	11	11	9	2	4	7	45	4.3	...	2
12	49	15	15	9	6	12	5500	5.3	3
13	42	14	14	11	3	13	6000	4.8	1
14	24	7	2	1
15	53	17	17	12	5	13	4500	4.3	2	4
16	48	17	17	16	1	12	5500	5.8	4
17	66	28	24	19	5	3	1	2	...	1	14	5500	4.6	11	43	4.1	...	3
18	71	24	23	15	8	1	...	1	14	5500	4.9	8	41	3.6	...	4
20	52	17	17	13	4	13	6000	5.3	4	1
21	47	25	25	19	6	14	5500	5.2	5	40	3.0	...	2
22	68	17	16	12	4	1	...	1	15	4000	5.0	2	1
23	54	18	17	15	2	1	...	1	11	5000	4.5	5	...	3.0	...	2
24	62	23	21	8	13	2	1	1	10	4000	4.5	11	43	3.6	...	5
25	45	27	26	12	14	1	...	1	8	5500	5.1	12	40	2.3	...	4
26	86	32	28	23	5	4	1	3	16	5000	5.6	13	45	4.2	...	1
27	58	29	24	16	8	4	4	1	15	5500	5.1	12	31	2.3
29	41	15	9	8	1	5	3	2	...	1	10	6000	4.6	5	...	3.6	...	1
30	112	29	28	26	2	1	1	22	6000	5.7	7	45	4.7	...	4
31	68	22	20	9	11	2	...	2	9	4000	5.0	10	39	4.4	...	3
32	82	36	29	12	17	6	1	5	...	1	25	...	2.2	8	47	2.0	...	14
33	28	12	10	3	7	2	...	2	8	...	1.9	3	5
34	37	16	13	5	8	3	1	2	10	...	2.2	4	6
35	37	16	13	5	8	2	...	2	10	...	2.2	4	7
37	92	31	30	26	4	1	1	21	5000	5.5	8	50	3.5	...	4
38	53	18	18	16	2	15	5000	5.0	3	1
39	59	18	12	10	2	5	1	4	...	1	12	5500	4.8	6	54	4.2	...	3
40	36	15	13	13	...	1	...	1	...	1	12	5000	4.0	2	1
41	4
42	92	38	38	31	7	23	5000	5.1	6	45	3.8	...	3
43	80	19	19	18	1	16	6000	5.3	3	5
44	45	15	15	15	10	7500	5.6	3	2

Table 2.—CHARACTERISTICS OF HOUSING UNITS, BY BLOCKS; 1960—Con.

["Total population" contains no persons in group quarters unless preceded by asterisk; one asterisk (*) denotes less than 10 percent; two asterisks (**), 10 percent or more]

Table with columns: Blocks within census tracts, Total population, All housing units by condition and plumbing (Sound, Deteriorating, Dilapidated), Occupied housing units (Owner occupied, Renter occupied), and 1.01 or more persons per room. Rows list census tracts 45 through 60, with some having asterisks. Data includes counts for various housing conditions and metrics like average value and number of rooms.

Table 2.—CHARACTERISTICS OF HOUSING UNITS, BY BLOCKS: 1960—Con.

["Total population" contains no persons in group quarters unless preceded by asterisk; one asterisk (*) denotes less than 10 percent; two asterisks (**), 10 percent or more]

Blocks within census tracts	Total population	All housing units by condition and plumbing								Occupied housing units								
		Total	Sound			Deteriorating			Dilapidated	Owner occupied			Renter occupied			Occupied by non-white	1.01 or more persons per room	
			Total	With all plumbing facilities	Lacking some or all facilities	Total	With all plumbing facilities	Lacking some or all facilities		Total	Average value (dollars)	Average number of rooms	Total	Average contract (dollars)	Average number of rooms			
61...	72	21	21	21	21	27000	7.1	
62...	77	34	34	34	14	25000	6.4	16	95	3.1	
64...	2	1	
65...	27	7	5	5	2	5	16000	6.8	1	
66...	37	11	11	11	11	16500	6.1	
67...	37	13	13	13	11	13000	5.3	2	
68...	19	8	8	8	7	13500	5.1	1	
69...	18	7	7	7	3	3	
70...	87	25	25	25	24	11500	5.9	1	
74...	43	12	12	12	12	10500	5.5	
75...	118	33	33	33	30	10000	5.3	1	3	
76...	13	5	5	5	4	1	
78...	9	
79...	45	13	13	13	12	13500	5.8	1	1	
80...	43	14	14	14	13	13000	5.6	1	
81...	43	15	15	15	12	13500	6.0	1	1	
82...	70	16	16	16	15	15500	6.4	1	2	
83...	23	9	9	9	8	11500	4.6	1	
84...	34	14	14	14	9	12500	5.8	1	
85...	44	12	12	12	11	21000	6.0	1	
86...	53	15	15	15	14	14000	5.9	1	1	
88...	44	15	15	15	13	15000	6.1	2	
89...	54	13	13	13	12	16500	6.5	
90...	53	13	13	13	13	14500	5.8	2	2	
91...	36	12	12	12	8	14500	6.0	1	
92...	19	5	5	5	4	1	
93...	15	6	6	6	6	10000	4.8	
94...	3	1	
95...	1	1	
97...	5	1	
98...	18	5	5	5	5	...	5.0	
99...	60	16	16	16	15	13000	5.8	1	
100...	49	17	17	17	13	10500	4.8	4	
101...	20	6	6	6	6	12000	5.2	1	
102...	11	5	5	5	5	12000	5.0	
103...	26	7	7	7	6	15000	5.5	
104...	27	8	8	8	8	12000	5.3	
105...	24	8	8	8	8	16000	6.1	
106...	31	8	8	8	8	13000	5.5	
107...	30	8	8	8	8	16500	6.3	
108...	21	6	6	6	6	15500	6.0	
109...	1	1	
110...	57	16	16	16	16	14000	5.5	1	
111...	46	15	15	15	14	14000	5.6	1	
112...	45	15	15	15	15	13500	5.7	
113...	30	8	8	8	7	12500	5.6	1	
114...	12	6	6	6	4	1	
115...	30	8	8	8	8	12500	5.5	
116...	34	11	11	11	11	12500	5.9	
118...	5	2	
120...	20	10	10	10	8	15000	5.1	2	1	
121...	28	7	7	7	7	22000	7.0	
124...	16	5	5	5	4	1	
51.....	4465	1691	1529	1524	5	159	155	3	1	3	1269	19500	6.9	320	65	3.6	4	24
1	27	19	15	15	...	4	4	7	9000	5.1	8	57	4.1
2	61	37	34	34	...	3	3	6	7000	5.8	23	63	2.2	...	1
3	3	2	
4	5	2	
5	48	17	12	12	...	5	5	16	13000	6.6	1	
6	30	6	6	6	6	21000	7.7	
7	18	4	
8	70	27	26	26	...	1	1	20	20000	6.9	5	99	4.2
9	32	11	11	11	11	33000	7.2	
10	36	11	11	11	10	22000	6.1	1	
11	40	12	12	12	11	22000	6.9	1	
12	27	9	9	9	9	31000	7.8	
13	30	10	10	10	10	32000	8.5	
14	59	21	21	21	19	22000	7.1	
15	35	14	14	14	12	17500	6.3	
16	54	16	16	16	16	20000	6.9	
17	73	24	24	23	1	23	21000	7.3	1	1	1
18	54	11	10	10	...	1	1	11	22000	7.2	2
21	70	22	22	22	22	24000	7.6
22	39	11	11	11	10	26000	7.8
23	50	13	13	13	13	28000	7.6
24	18	18	18	18	17	24000	7.5	1
25	30	9	9	9	9	30000	8.7
26	23	9	9	9	9	32000	8.4
27	25	8	8	8	8	29000	8.3
28	28	10	10	10	9	36000	8.1	1
29	32	11	11	11	11	29000	7.9
30	70	22	22	22	22	22000	7.4	1
31	71	23	23	23	22	23000	7.2	1
33	15	4
34	90	67	8	8	...	59	59	7	12500	5.4	52	56	2.3	...	2

City Block Characteristics

Table 2.—CHARACTERISTICS OF HOUSING UNITS, BY BLOCKS: 1960—Con.

["Total population" contains no persons in group quarters unless preceded by asterisk; one asterisk (*) denotes less than 10 percent; two asterisks (**), 10 percent or more]

Blocks within census tracts	Total population	All housing units by condition and plumbing							Occupied housing units									
		Total	Sound			Deteriorating			Dilapidated	Owner occupied			Renter occupied			Occupied by non-white	1.01 or more persons per room	
			Total	With all plumbing facilities	Lacking some or all facilities	Total	With all plumbing facilities	Lacking some or all facilities		Total	Average value (dollars)	Average number of rooms	Total	Average contract rent (dollars)	Average number of rooms			
							With flush toilet	No flush toilet										
35...	28	19	19	19	1	15	46	2.5	...	2
37...	9	5	3	3	...	4	4	1	1	4	...	1	...	
38...	29	11	7	7	...	1	1	5	8000	7.2	6	...	4.5	...	
39...	18	9	8	8	...	1	1	5	19000	5.0	3	
40...	52	19	19	19	19	16000	7.1	
41...	54	23	23	23	21	16500	7.1	1	
42...	73	22	22	22	22	16500	7.1	1	
43...	17	8	8	8	2	4	
44...	272	76	76	76	75	33000	8.1	1	
45...	50	15	15	15	15	31000	8.1	
47...	26	8	8	8	8	31000	7.9	
50...	41	16	16	16	16	37000	9.6	
51...	75	28	28	28	23	15500	7.2	5	...	4.0	...	
52...	80	29	29	29	29	16500	7.0	
53...	53	17	16	16	...	1	1	16	17000	7.9	1	
54...	26	8	3	3	...	1	1	6	10500	5.7	2	1	
55...	20	10	3	3	...	7	7	3	6	68	4.2	...	
56...	33	12	12	12	11	18000	8.1	1	
57...	70	21	21	21	20	20000	8.5	1	
58...	67	24	23	23	...	1	1	22	18500	7.5	1	
59...	50	24	24	24	24	15500	6.9	
60...	81	23	22	22	...	1	1	22	18000	7.8	1	1	
61...	73	23	23	23	22	19000	7.2	1	
62...	62	18	18	18	18	19000	7.7	
63...	52	16	13	13	...	3	3	16	13500	6.6	
64...	37	15	13	13	...	2	2	14	11500	6.1	1	1	
65...	87	34	34	34	18	16000	6.5	15	73	4.1	...	
66...	32	12	12	12	11	19500	8.2	1	
67...	28	10	10	10	10	8500	5.3	
68...	38	13	8	8	...	5	5	11	9000	6.4	2	
69...	40	15	13	13	...	2	2	10	10000	5.9	4	
70...	25	14	14	14	6	10500	5.5	7	55	5.0	...	
71...	54	28	17	17	...	10	10	1	8	11000	6.0	18	59	3.4	...	
72...	25	16	13	13	...	3	3	5	...	5.6	7	62	4.0	...	
73...	35	16	16	16	6	...	5.7	8	67	4.0	...	
74...	42	24	23	21	2	1	1	7	10500	6.3	14	48	3.4	1	
75...	57	26	24	24	...	2	1	1	13	10000	6.5	11	60	3.6	...	
76...	34	13	11	11	...	2	2	10	10500	5.9	2	
77...	101	53	47	47	...	5	5	1	29	9500	4.8	17	73	4.2	1	
79...	54	17	17	17	16	9500	6.0	
80...	33	14	12	12	...	2	2	12	10000	5.8	2	
81...	23	13	12	12	...	1	1	9	11000	6.3	4	
82...	29	11	11	11	10	10000	5.8	
83...	29	12	11	11	...	1	1	10	11000	6.0	
84...	37	16	15	15	...	1	...	1	11	10000	6.3	4	1	
85...	23	8	8	8	7	28000	6.4	1	
86...	26	8	8	8	7	31000	7.7	
87...	46	14	14	14	11	29000	9.0	2	1	
88...	26	14	13	13	...	1	1	9	39000	8.0	
89...	28	12	10	10	...	2	2	6	9500	5.3	3	1	
90...	63	24	24	24	13	9500	5.7	10	52	3.0	1	
91...	34	18	18	18	7	10500	5.4	6	49	2.7	2	
92...	32	12	12	12	10	10500	6.2	2	
93...	42	13	13	13	10	10500	6.0	3	1	
94...	32	12	11	11	...	1	1	12	10000	5.8	
95...	31	12	12	12	9	11500	5.9	2	
96...	24	11	11	11	9	10500	5.9	1	
97...	7	4	
98...	28	10	9	8	1	1	1	8	21000	7.1	
99...	45	13	13	13	13	21000	6.3	
100...	34	10	10	10	9	23000	6.9	
101...	42	18	18	18	17	20000	6.6	1	
102...	27	11	11	11	10	18000	6.2	1	
103...	81	26	26	26	25	19000	6.3	1	
104...	46	17	17	17	13	13000	6.5	3	
105...	46	18	18	17	1	13	14000	6.5	3	
106...	19	11	11	11	6	14500	6.2	2	
107...	37	16	16	16	8	14500	6.6	5	62	4.2	1	
108...	25	12	12	12	8	11000	5.8	2	
109...	40	17	17	17	7	8500	5.6	9	71	4.0	...	
110...	33	14	14	14	13	9500	5.0	
52.....	*5109	2366	2170	2128	42	182	181	1	...	14	1105	15000	6.9	1042	69	3.6	2	31
1...	5	4
3...	**46	19	19	19	12	12500	6.8	5	61	4.6
4...	**43	15	15	15	13	12500	6.8	2	2
5...	49	19	19	19	14	16500	8.7	5	112	2.0
6...	38	17	17	17	13	15500	7.6	4
7...	39	16	16	16	12	16500	9.4	4
8...	49	13	13	12	1	13	15500	7.1
9...	42	17	16	16	...	1	1	13	13500	7.3	3
10...	55	36	35	35	...	1	1	10	12000	5.4	16	65	4.2
11...	19	9	7	7	...	2	2	3	5	62	3.0
12...	11	7	7	7	3	4
13...	61	28	20	20	...	5	5	3	11	9500	5.7	13	61	3.7	1	...
14...	84	39	26	25	1	11	11	2	23	7000	5.2	13	59	3.6	...	3

Table 2.—CHARACTERISTICS OF HOUSING UNITS, BY BLOCKS: 1960—Con.

["Total population" contains no persons in group quarters unless preceded by asterisk: one asterisk (*) denotes less than 10 percent; two asterisks (**), 10 percent or more]

Table with columns for housing units by condition and plumbing (Sound, Deteriorating, Dilapidated) and occupied housing units (Owner occupied, Renter occupied). Rows list census tracts with their respective population and housing characteristics.

City Block Characteristics

Table 2.—CHARACTERISTICS OF HOUSING UNITS, BY BLOCKS: 1960—Con.

["Total population" contains no persons in group quarters unless preceded by asterisk; one asterisk (*) denotes less than 10 percent; two asterisks (**), 10 percent or more]

Table with 19 columns: Blocks within census tracts, Total population, All housing units by condition and plumbing (Sound, Deteriorating, Dilapidated), and Occupied housing units (Owner occupied, Renter occupied, Occupied by non-white, 1.01 or more persons per room). Rows include block numbers 56-73 and 57-73.

City Block Characteristics

Table 2.—CHARACTERISTICS OF HOUSING UNITS, BY BLOCKS: 1960—Con.

["Total population" contains no persons in group quarters unless preceded by asterisk; one asterisk (*) denotes less than 10 percent; two asterisks (**), 10 percent or more]

Blocks within census tracts	Total population	All housing units by condition and plumbing								Occupied housing units							
		Total	Sound			Deteriorating			Dilapidated	Owner occupied			Renter occupied			Occupied by non-white	1.01 or more persons per room
			Total	With all plumbing facilities	Lacking some or all facilities	Total	With all plumbing facilities	Lacking some or all facilities		Total	Average value (dollars)	Average number of rooms	Total	Average contract rent (dollars)	Average number of rooms		
							With flush toilet	No flush toilet									
128...	22	9	7	7	...	2	1	1	...	7	7000	5.3	1	1
130...	21	7	7	7	6	4500	5.3
131...	41	13	12	12	...	1	1	9	10500	5.1	3	3
132...	36	12	11	11	...	1	1	10	7500	5.4	2
133...	16	6	6	6	4	1
134...	17	6	6	6	5	8000	4.6	1	1
61.....	**2688	835	779	764	15	59	48	8	3	529	9500	5.0	258	74	4.5	...	104
1...	70	28	25	25	...	3	2	1	...	13	26000	7.1	12	62	3.5	...	2
3...	93	23	22	22	...	1	1	12	10000	5.5	11	88	5.5	...	2
4...	27	7	7	7	5	8500	5.0	2
5...	20	5	2	2	...	2	2	4	1
6...	179	40	32	31	1	8	6	1	1	25	10500	5.2	13	77	4.5	...	14
8...	3	1
9...	139	43	42	41	1	14	5500	5.0	27	70	4.3	...	8
11...	7	2
12...	40	14	14	14	9	8500	5.3	4	1
13...	48	21	20	17	3	1	...	1	...	9	4500	4.7	8	59	3.9	...	2
14...	47	16	15	12	3	1	1	9	4500	4.2	6	63	4.3	...	1
15...	2	1
16...	15	8	4	3	1	4	4	4	2
17...	8	5	5	5	3
18...	22	12	9	9	...	3	2	1	...	5	...	6.2	5	59	3.6
19...	18	5	5	5	2	2
20...	78	21	21	21	14	12000	5.6	6	86	5.3	...	1
21...	106	30	28	28	...	2	2	16	11500	5.4	14	87	5.6	...	2
22...	50	17	17	16	1	12	13500	6.2	3	1
23...	52	18	18	18	14	11000	5.4	2	1
24...	127	34	34	34	29	12000	5.3	3	2
25...	71	19	18	18	...	1	1	17	11000	5.4	1	2
26...	39	12	6	6	...	5	5	6	6500	5.7	4	2
27...	13	8	8	8	5	...	4.0	2
28...	47	18	17	17	...	1	1	11	6500	4.6	5	72	4.4	...	1
29...	79	27	23	23	...	4	4	18	7000	4.4	7	74	5.0	...	2
30...	529	167	154	151	3	11	6	3	2	129	10000	4.5	32	75	3.8	...	27
31...	74	23	22	22	...	1	1	14	9000	4.9	9	79	4.6	...	1
32...	72	24	24	23	1	16	8000	4.4	6	78	4.3	...	2
33...	51	13	13	13	7	7000	5.0	6	76	4.7	...	2
34...	98	28	25	25	...	3	3	26	7500	4.6	2	7
35...	31	7	6	6	...	1	1	5	8500	5.0	2	3
36...	9	2
37...	20	9	8	8
38...	44	12	10	10	...	1	1	3	3
39...	20	8	8	8	...	2	2	8	5500	4.5	3	4
40...	30	10	10	10	2	4	1
43...	81	27	26	26	...	1	1	10	6500	4.9
44...	131	34	34	34	10	8000	5.3	11	77	4.7	...	2
45...	97	35	32	32	20	10500	4.9	14	80	4.4	...	4
50...	1	1	1	1	...	3	2	1	...	19	7500	4.7	13	85	4.8	...	5

U.S. CENSUS OF HOUSING: 1960

Series HC(3)-117

CITY BLOCKS

West Palm Beach, Fla.

Prepared under the supervision of
WAYNE F. DAUGHERTY, Chief
Housing Division




U.S. DEPARTMENT OF COMMERCE

Luther H. Hodges, *Secretary*

BUREAU OF THE CENSUS

Richard M. Scammon, *Director (From May 1, 1961)*

Robert W. Burgess, *Director (To March 3, 1961)*





BUREAU OF THE CENSUS

RICHARD M. SCAMMON, *Director* (From May 1, 1961)

ROBERT W. BURGESS, *Director* (To March 3, 1961)

A. ROSS ECKLER, *Deputy Director*
HOWARD C. GRIEVES, *Assistant Director*
CONRAD TABUBER, *Assistant Director*
MORRIS H. HANSEN, *Assistant Director for Statistical Standards*
CHARLES B. LAWRENCE, JR., *Assistant Director for Operations*
WALTER L. KEHRES, *Assistant Director for Administration*
CALVERT L. DEDRICK, *Chief, International Statistical Programs Office*
A. W. VON STRUVE, *Acting Public Information Officer*

Housing Division—

WAYNE F. DAUGHERTY, *Chief*
DANIEL B. RATHBUN, *Assistant Chief*
BEULAH WASHBAUGH, *Special Assistant*
MILTON D. LIEBERMAN, *Chief, Coordination and Research*

Decennial Operations Division—GLEN S. TAYLOR, *Chief*
Electronic Systems Division—ROBERT F. DRURY, *Chief*
Field Division—JEFFERSON D. McPIKE, *Chief*
Geography Division—WILLIAM T. FAY, *Chief*
Population Division—HOWARD G. BRUNSMAN, *Chief*
Statistical Methods Division—JOSEPH STEINBERG, *Chief*

Library of Congress Card Number: A61-9347

SUGGESTED CITATION

U.S. Bureau of the Census. *U.S. Census of Housing: 1960. Vol. III, City Blocks.*
Series HC(3), No. 117.
U.S. Government Printing Office, Washington, D.C., 1961.

For sale by the Superintendent of Documents, U.S. Government Printing Office, Washington 25, D.C.
or any of the Field Offices of the Department of Commerce — Price 25 cents.

Table 1.—CHARACTERISTICS OF HOUSING UNITS, FOR THE CITY: 1960

Subject	Number	Percent	Subject	Number	Percent
All housing units	22,411	100.0	Occupied housing units—Con.		
CONDITION AND PLUMBING			COLOR		
Sound	19,224	85.8	White	15,526	78.1
With all plumbing facilities	18,413	82.2	Nonwhite	4,356	21.9
Lacking some or all facilities	811	3.6	PERSONS PER ROOM		
Deteriorating	2,729	12.2	1.00 or less	18,084	91.0
With all plumbing facilities	1,373	6.1	1.01 or more	1,798	9.0
Lacking some or all facilities	1,356	6.1	AVERAGE NUMBER OF ROOMS		
With flush toilet	1,322	5.9	Owner occupied	5.5	...
No flush toilet	34	0.2	Renter occupied	3.5	...
Dilapidated	458	2.0	VALUE AND RENT		
Occupied housing units	19,882	100.0	Average value	14,900	...
TENURE			Average contract rent	67	...
Owner occupied	11,133	56.0			
Renter occupied	8,749	44.0			

NOTE.—On the map for West Palm Beach approximately 1,150 blocks are identified.

Table 2.—CHARACTERISTICS OF HOUSING UNITS, BY BLOCKS: 1960

["Total population" contains no persons in group quarters unless preceded by asterisk (*); one asterisk (*) denotes less than 10 percent; two asterisks (**), 10 percent or more]

Blocks within block numbering areas	Total population	All housing units by condition and plumbing									Occupied housing units							
		Total	Sound			Deteriorating			Dilapidated	Owner occupied			Renter occupied			Occupied by non-white	1.01 or more persons per room	
			Total	With all plumbing facilities	Lacking some or all facilities	Total	With all plumbing facilities	Lacking some or all facilities		Total	Average value (dollars)	Average number of rooms	Total	Average contract rent (dollars)	Average number of rooms			
A.....	*27675	10120	7653	7233	420	2088	999	1079	10	379	4413	13000	5.3	4777	61	3.5	4044	1278
2...	39	22	22	22	12	26000	5.3	5	100	3.6
4...	52	20	20	20	11	13000	6.0	8	82	2.6	...	2
5...	46	19	19	19	15	11500	4.7	3	1
6...	90	28	28	28	24	10000	4.9	1	4
7...	8	3
8...	**74	5	4	3	1	1	1	3	2
9...	65	30	23	22	1	7	5	2	21	10500	4.9	5	59	4.0
10...	65	33	29	27	2	4	4	19	13500	5.3	8	82	3.0	...	2
11...	30	15	15	15	9	10500	4.4	6	94	3.8
12...	29	16	16	16	6	14000	5.2	8	73	3.0
13...	53	21	21	21	16	10000	4.8	4	1
14...	47	19	19	18	1	16	11000	4.3	1
15...	55	18	14	14	...	4	4	11	10500	4.7	7	65	4.1	...	1
16...	39	19	8	8	...	11	10	1	12	13500	4.9	3
17...	10	10	10	10	1	4
18...	28	20	17	17	...	2	2	...	1	...	9	14000	5.0	5	94	3.6
19...	23	14	14	14	8	19500	5.0	3
20...	29	11	11	11	9	13000	4.4	2
21...	50	21	21	21	18	10000	4.7	2
22...	50	22	19	19	...	3	3	14	11000	5.1	3	1
23...	43	19	18	18	...	1	1	11	11500	4.5	3
24...	33	21	16	16	...	5	5	7	12000	4.7	7	70	4.1
25...	34	16	16	16	11	13500	5.4	3
26...	57	19	19	19	13	16000	6.0	4	2
27...	101	51	50	50	...	1	1	28	27000	5.0	12	115	3.7	...	2
28...	56	24	24	24	16	18000	4.9	6	86	3.0	...	1
29...	18	7	7	7	5	16000	5.4	2
30...	37	17	17	17	13	12000	4.8	3
31...	50	20	20	20	12	10000	4.6	6	66	4.2	...	1
32...	48	14	14	14	13	10500	4.9	1	2
34...	57	23	23	22	1	10	12000	5.2	10	85	4.0	...	1
35...	49	25	25	24	1	10	10500	4.5	10	73	2.8	...	4
36...	34	12	12	12	8	9000	3.9	4	2
37...	44	22	22	22	14	14000	5.6	5	88	4.4	...	1
38...	33	16	16	15	1	11	13500	5.1	3
39...	27	17	17	17	9	16000	4.3	3
40...	40	18	18	18	12	10000	5.2	5	100	3.2	...	1
41...	53	21	21	21	15	9500	4.8	6	69	3.3	...	2
42...	29	14	14	14	10	10500	4.8	3
43...	39	17	17	17	9	11500	4.8	7	50	3.7	...	1
44...	39	16	16	16	15	13500	4.7	1
45...	57	33	32	32	...	1	1	11	17000	4.9	14	102	3.0	...	2
46...	66	29	26	26	...	3	1	2	9	17500	4.8	16	99	3.6	1	...
47...	35	19	19	19	11	13500	4.5	9	114	4.0
48...	113	42	42	42	33	12000	4.6	7	87	3.7	...	2
50...	12	4
52...	100	44	40	40	...	3	3	...	1	...	30	10500	4.7	10	89	3.6
53...	74	44	40	40	...	4	4	18	11000	4.7	15	85	3.1	...	1
53...	32	12	12	12	10	13500	4.3	1
54...	52	24	14	14	...	9	9	...	1	...	10	12000	4.6	12	75	3.1	...	2
55...	**51	19	18	18	...	1	1	9	13500	4.1	9	75	3.8	...	2

City Block Characteristics

Table 2.—CHARACTERISTICS OF HOUSING UNITS, BY BLOCKS: 1960—Con.

["Total population" contains no persons in group quarters unless preceded by asterisk; one asterisk (*) denotes less than 10 percent; two asterisks (**), 10 percent or more]

Blocks within block numbering areas	Total population	All housing units by condition and plumbing									Occupied housing units						
		Total	Sound			Deteriorating			Dilapidated	Owner occupied			Renter occupied			Occupied by non-white	1.01 or more persons per room
			Total	With all plumbing facilities	Lacking some or all facilities	Total	With all plumbing facilities	Lacking some or all facilities		Total	Average value (dollars)	Average number of rooms	Total	Average contract (dollars)	Average number of rooms		
259...	53	16	16	13	3	10	9000	4.4	6	25	1.8	16	2
260...	46	15	5	1	4	10	1	14	46	3.3	15	3
261...	*68	19	19	17	2	9	12000	5.1	10	61	3.9	19	5
262...	77	22	11	10	1	11	9	2	...	8	10080	5.2	14	52	4.2	22	3
263...	111	35	11	11	...	22	5	17	...	9	7500	5.5	25	54	3.7	32	9
264...	17	19	17	17	...	1	1	4	5	56	2.2	...	2
265...	66	47	47	47	12	12000	5.4	22	87	3.2
266...	92	61	54	54	...	6	5	1	...	8	8500	4.5	40	76	3.5	4	...
268...	54	33	33	33	17	12000	4.8	10	86	4.2
269...	139	33	11	10	1	15	6	9	...	8	9000	5.5	25	47	3.5	33	13
270...	*104	18	3	2	1	10	2	8	...	2	16	50	3.9	18	10
271...	**39	11	4	4	...	7	2	5	...	4	6	52	3.7	10	1
272...	33	8	2	1	1	3	1	2	...	5	5500	5.2	2	7	3
273...	59	21	19	19	7	5	14500	5.8	15	54	3.8	20	2
274...	72	25	15	12	3	10	1	3	...	7	10500	5.0	18	55	3.9	25	4
275...	95	26	20	19	1	6	1	4	...	8	6000	5.6	16	66	3.2	24	6
276...	8	3
277...	52	16	16	11	5	5	5500	4.2	13	33	2.8	16	4
278...	107	29	16	15	1	11	6	5	...	7	6000	4.7	21	63	4.0	28	8
279...	172	48	29	26	3	15	7	8	...	25	9000	5.4	23	58	4.0	48	11
281...	69	23	15	15	...	7	3	4	...	14	8500	5.4	9	65	3.4	23	4
282...	*175	48	28	26	2	19	13	6	...	29	8500	5.5	18	55	4.0	47	7
283...	997	242	240	240	...	2	2	231	43	3.8	211	96
284...	165	59	26	17	9	33	2	30	1	13	7000	5.4	42	51	3.3	55	12
285...	135	49	24	22	2	22	13	9	...	4	40	56	3.1	44	16
286...	288	194	180	174	6	14	14	41	19000	4.9	118	90	3.6	...	2
288...	16	8	7	7	...	1	1	6	12500	4.5	2
289...	17	7	7	7	7	12000	5.4	1	...
290...	*145	41	30	24	6	9	7	2	...	25	9000	4.9	16	67	1.7	41	8
291...	*130	41	22	19	3	19	4	15	...	25	8500	5.0	16	56	4.4	41	4
292...	84	32	17	17	...	13	6	7	...	11	8500	5.2	21	83	2.9	32	8
293...	52	28	28	27	2	7	6500	5.1	17	54	3.6	...	1
294...	21	10	10	10	5	7500	5.0	4
295...	41	15	15	15	12	10500	6.2	3	1
296...	66	41	41	41	10	8000	6.1	21	53	3.1	...	1
297...	38	18	11	11	...	7	7	6	7000	4.0	11	53	3.2	...	3
298...	1	1
299...	1
300...	45	25	20	20	...	5	5	9	11000	5.7	9	62	4.0
301...	31	13	12	12	...	31	1	3	6	70	4.7	...	1
302...	*482	145	127	119	8	18	6	12	...	4	138	58	2.3	142	75
303...	*106	39	21	16	5	10	5	5	...	6	11000	6.5	31	56	3.4	37	5
304...	**42	13	4	3	1	5	3	2	...	4	8	62	4.2	12	3
305...	95	33	15	15	...	15	5	10	...	9	22000	7.0	24	68	3.7	33	4
306...	16	3
307...	156	44	19	18	1	20	7	13	...	14	10500	5.3	30	58	3.5	44	15
308...	13	4
309...	74	26	6	3	3	16	6	10	...	6	7500	5.3	20	46	3.4	26	4
310...	90	32	9	9	...	18	6	12	...	5	10500	4.7	23	47	2.8	32	8
311...	40	16	4	4	...	11	3	8	...	5	10000	6.8	11	42	3.0	16	2
312...	75	28	3	3	...	25	6	19	...	7	7000	4.7	21	48	3.4	28	4
313...	75	26	9	3	6	17	7	10	...	8	14500	7.1	18	42	3.3	26	4
314...	45	21	21	21	7	7500	4.8	9	57	3.5	...	2
315...	*116	51	48	46	2	3	3	7	6000	4.6	37	63	3.5	...	3
316...	**39	16	15	15	...	1	1	5	12500	5.0	8	49	3.4	...	2
317...	45	24	21	21	...	3	3	11	9000	4.8	8	82	3.6	...	1
318...	33	32	32	32	5	8500	6.0	13	59	2.8	...	1
319...	83	30	15	11	4	12	1	11	...	11	10000	5.3	18	47	2.9	29	3
320...	*72	24	18	13	5	6	3	3	...	4	20	67	4.1	24	2
321...	158	64	34	11	23	30	...	30	...	8	19500	5.0	55	45	2.3	63	16
322...	121	45	6	5	1	34	14	20	...	9	11000	6.2	36	45	3.0	45	10
323...	115	41	13	13	...	23	12	11	...	8	8000	5.2	30	53	3.7	38	10
324...	71	20	3	2	1	15	2	13	...	2	19	53	2.9	20	11
325...	160	46	11	7	4	32	6	26	...	3	8000	5.5	37	62	3.6	45	14
326...	73	23	13	10	3	10	5	5	...	8	6500	5.7	16	59	3.9	23	5
327...	109	50	16	8	8	32	3	29	...	4	46	47	2.9	50	9
328...	150	59	16	14	2	38	16	22	...	12	9500	4.9	41	51	3.0	53	13
330...	41	16	12	12	...	4	4	9	7000	4.8	5	67	5.0	1	1
331...	*60	22	16	15	1	6	6	8	8500	5.6	10	68	3.8	...	1
332...	32	16	13	13	...	3	3	5	15000	5.8	10	68	3.5
333...	*31	16	16	16	9	13500	6.8	4
334...	10	7	6	6	...	1	1	2	1
335...	22	11	10	9	1	1	1	7	27000	6.0	3
336...	**53	31	31	31	8	10000	5.6	14	98	2.7	...	3
337...	53	41	30	30	...	11	10	1	...	15	10500	5.6	12	55	3.5	...	1
339...	47	12	12	3	9	...	3	9	44	2.7	12	6
340...	**101	23	5	5	...	16	4	12	...	12	17000	4.7	11	52	4.3	23	6
341...	97	37	6	6	...	29	7	22	...	4	33	50	3.1	37	7
342...	49	14	6	6	...	6	2	4	...	5	5500	6.0	8	53	4.0	13	3
343...	100	28	8	7	1	20	3	17	...	8	8000	5.7	19	46	2.6	27	11
344...	145	44	12	10	2	26	5	21	...	7	4500	5.6	35	55	3.3	42	13
345...	63	18	5	4	1	12	9	3	...	8	6500	5.0	9	62	3.4	17	5
346...	**74	21	7	4	3	13	12	1	...	6	9000	4.8	14	66	4.2	20	4
347...	*106	29	17	17	...	12	8	4	...	7	16500	5.7	21	60	3.9	28	8
348...	114	30	11	9	2	18	5	13	...	8	10500	5.4	22	47	3.5	30	10
349...	*78	25	10	8	2	11	5	6	...	4	21	58	3.5	23	4

Table 2.—CHARACTERISTICS OF HOUSING UNITS, BY BLOCKS: 1960—Con.

["Total population" contains no persons in group quarters unless preceded by asterisk: one asterisk (*) denotes less than 10 percent; two asterisks (**), 10 percent or more]

Blocks within block numbering areas	Total population	All housing units by condition and plumbing								Occupied housing units								
		Sound				Deteriorating				Dilapidated	Owner occupied			Renter occupied			Occupied by non-white	1.01 or more persons per room
		Total	With all plumbing facilities	Lacking some or all facilities	Total	With all plumbing facilities	Lacking some or all facilities	With flush toilet	No flush toilet		Total	Average value (dollars)	Average number of rooms	Total	Average contract (dollars)	Average number of rooms		
350...	**91	30	8	8	...	22	3	17	2	...	3	27	56	4.1	30	4
351...	74	21	3	3	...	17	5	12	...	1	10	12500	5.7	11	48	3.4	21	6
352...	98	59	42	34	8	17	11	6	12	11000	5.4	40	58	2.8	...	2
354...	67	27	27	27	9	25000	7.0	15	75	2.9	...	4
355...	79	31	31	31	17	33000	6.5	12	122	5.2
356...	50	23	23	23	12	20000	7.5	6	91	4.0
357...	*53	24	24	24	7	15000	5.3	13	65	3.1	...	3
358...	69	45	40	36	4	2	2	3	17	14000	5.5	21	59	2.7
359...	35	11	7	7	...	1	1	3	5	10500	7.2	6	36	2.0	11	3
360...	**39	9	7	1	5	1	2	2	7	47	3.8	9	2
361...	*152	36	2	2	...	24	8	16	...	10	6	12500	6.5	29	43	3.5	35	12
362...	**108	33	7	7	...	22	14	7	1	4	9	11000	5.6	24	47	3.6	33	3
363...	**66	22	9	7	2	12	1	11	...	1	4	18	45	3.8	22	2
364...	**163	37	8	8	...	25	15	10	...	4	6	10500	5.3	31	55	4.0	37	9
365...	42	18	11	11	...	7	1	6	5	8000	4.6	13	64	3.5	18	2
366...	47	14	2	2	...	12	6	6	5	9500	6.4	9	45	3.0	14	5
367...	118	36	2	...	2	30	8	22	...	4	6	10000	5.8	27	45	3.6	33	10
368...	95	25	2	2	...	22	10	12	...	1	11	8000	5.6	14	60	4.0	25	4
369...	117	42	28	6	21	1	14	3	38	40	3.9	41	8
370...	102	32	9	8	1	9	3	6	...	14	5	7000	7.0	27	54	4.1	32	8
371...	43	15	8	3	5	...	7	2	12	48	4.2	14	2
372...	37	11	11	4	7	3	8	54	2.1	11	6
373...	39	24	17	16	1	7	7	8	9000	6.9	13	53	3.4
374...	49	30	30	30	23	65	2.8	...	1
375...	16	8	8	8	4	2
377...	7	3
378...	2	1
380...	29	17	7	6	1	8	6	2	...	2	8	13500	4.6	7	56	4.6
381...	23	13	10	10	...	3	3	2	11	57	3.4
382...	35	20	9	7	2	11	3	8	6	3500	5.0	12	48	3.4	...	1
384...	30	8	4	4	...	3	2	1	...	1	2	6	56	3.7	8	1
385...	*200	53	11	10	1	29	13	16	...	13	11	7000	7.7	42	49	3.6	53	13
386...	**118	31	18	15	3	11	5	6	...	2	11	14500	4.8	20	60	3.9	31	4
387...	*127	32	12	11	1	19	7	12	...	1	13	13500	5.9	19	53	3.9	32	6
388...	*161	39	24	22	2	14	4	10	...	1	8	15000	7.1	31	63	3.6	39	16
392...	*117	34	9	7	2	20	12	8	...	5	7	9500	7.0	27	55	3.9	34	7
393...	87	30	8	7	1	19	5	14	...	3	9	14000	7.2	21	43	3.5	30	7
394...	**126	37	2	1	1	32	8	24	...	3	6	7500	4.7	31	46	3.3	37	10
395...	**160	39	15	11	4	14	3	11	...	10	8	10000	6.7	31	52	4.2	39	6
396...	**143	26	3	2	1	20	3	17	...	3	26	66	4.0	26	10
398...	**113	22	7	2	5	...	15	1	21	62	3.3	22	9
399...	43	24	22	22	...	2	2	1	2	19	58	2.5	21	2
400...	**195	59	14	12	2	34	7	27	...	11	6	4000	6.0	51	49	2.8	57	19
401...	**221	52	11	9	2	23	11	12	...	18	9	6000	6.9	42	53	3.7	51	14
402...	*92	27	6	6	...	8	5	3	...	13	6	4000	6.0	20	60	4.4	25	5
403...	**77	23	10	7	3	7	3	4	...	6	4	19	45	3.6	23	4
404...	102	35	23	18	5	10	4	6	...	2	11	4500	6.2	23	55	3.8	34	3
405...	99	36	18	14	4	14	8	6	...	4	9	8500	6.7	26	55	3.5	35	6
406...	*146	43	19	17	2	13	6	6	1	11	8	...	6.3	33	63	3.8	41	10
407...	*130	38	25	12	13	11	3	8	...	2	13	5000	5.6	25	51	4.7	38	4
418...	17	7	5	5	...	2	2	3	4	1
421...	22	6	4	4	...	2	2	2
422...	63	21	17	15	2	4	4	6	9000	4.5	13	67	5.0	...	3
423...	83	33	27	23	4	6	6	13	5500	4.9	15	54	4.4	...	4
424...	86	31	14	14	...	17	16	1	6	...	4.8	19	59	3.8	...	5
428...	4	2
429...	35	12	8	7	1	4	2	2	7	7000	4.4	5	42	3.4	...	1
430...	18	7	7	7	3	3	1
431...	2	1
432...	104	48	43	26	17	5	4	...	1	...	35	8500	3.3	11	50	3.4	...	8
433...	42	19	19	19	7	13000	6.1	12	56	3.3
435...	13	7	7	7	3	2	1
436...	17	7	7	7	4	3
440...	31	11	11	11	7	15000	5.4	4	1
441...	26	15	15	15	3	7	68	3.7
442...	41	12	12	12	9	12500	5.0	3	2
443...	25	7	7	7	4	3
444...	30	12	12	12	6	12500	4.3	4
445...	40	14	14	14	9	15000	4.8	5	...	3.4	...	2
447...	21	9	8	8	...	1	...	1	8	12000	4.8	1	1
448...	22	11	11	11	5	...	3.0	4
451...	11	3
452...	2	1
457...	16	6	6	6	1	3	1
458...	8	1
459...	1	1
460...	10	4
463...	13	5	5	5	4	1
464...	6	2
465...	24	7	6	6	...	1	1	6	...	4.3	1	2	2
B.....	*16998	8018	7422	7071	351	536	277	237	22	60	3527	15000	5.7	3271	71	3.3	311	322
5...	27	21	21	21	6	15	21	52	1.7	...	3
7...	59	42	38	24	14	4	4	6	12500	4.8	33	75	2.6
8...	**45	18	14	12	2	3	2	1	...	1	1	15	61	3.4	...	1
9...	28	23	21	11	10	2	2	2	21	50	1.4	...	4
10...	18	17	12	7	5	2	11	58	2.4

City Block Characteristics

Table 2.—CHARACTERISTICS OF HOUSING UNITS, BY BLOCKS: 1960—Con.

["Total population" contains no persons in group quarters unless preceded by asterisk; one asterisk (*) denotes less than 10 percent; two asterisks (**), 10 percent or more]

Blocks within block numbering areas	Total population	All housing units by condition and plumbing									Occupied housing units						
		Total	Sound			Deteriorating			Dilapidated	Owner occupied			Renter occupied			Occupied by non-white	1.01 or more persons per room
			Total	With all plumbing facilities	Lacking some or all facilities	Total	With all plumbing facilities	Lacking some or all facilities		Total	Average value (dollars)	Average number of rooms	Total	Average contract rent (dollars)	Average number of rooms		
11...	29	16	15	9	6	1	1	1	1	3	11	67	3.4	...	1
12...	67	56	50	39	11	2	2	2	4	5	13500	4.6	49	114	1.9	...	2
13...	6	2
14...	5
15...	...	1
16...	14	11	11	10	1	11	89	1.1	...	2
17...	10	3
18...	**54	8	6	3	3	2	2	2	...	3	5	39	3.8	8	...
19...	**135	37	29	21	8	1	5	2	...	11	11500	6.8	26	55	4.2	36	...
20...	48	14	13	6	7	6	1	1	...	1	13	48	4.2	14	1
21...	119	37	18	15	3	17	2	15	...	2	33	53	4.3	37	6
22...	105	36	22	15	7	11	2	9	...	3	30	51	4.1	34	6
23...	84	28	22	9	13	6	...	6	...	1	27	53	3.3	28	6
24...	11	4
25...	**23	4
29...	9	5	5	4	1	4	1
30...	5	4
31...	1	1
32...	**216
34...	22	3
35...	21	4
36...	**12	4
37...	156	67	28	15	13	32	2	26	4	7	11000	6.0	62	41	2.4	61	18
38...	**102	35	19	11	8	12	3	9	...	2	31	47	3.3	16	6
39...	**34	19	15	11	4	4	...	4	...	2	12	47	2.3	4	1
40...	2	2
44...	2	1
45...	2	1
46...	4	1
47...	4	4
48...	78	67	28	22	6	39	17	12	10	65	52	1.1	1	7
50...	85	37	35	30	5	2	11000	6.4	22	124	3.9	...	5
51...	84	23	22	15	7	1	1	23	72	4.5	23	4
52...	73	32	24	18	6	7	1	6	...	1	21	107	3.4	8	6
53...	79	51	43	37	6	8	6	2	...	14	9500	6.1	26	85	2.6	...	3
54...	41	31	27	26	1	4	4	1	22	83	2.5	...	1
55...	38	36	10	3	7	26	9	14	3	26	53	1.8	...	1
56...	17	16	16	8	8	2	14	41	1.4
57...	12	28	28	13	15	10	64	1.9
58...	16	14	14	14	14	128	1.0	...	2
59...	9	7	7	7	5	78	2.0
60...	50	46	35	12	23	11	5	6	...	1	39	54	1.5	...	2
61...	66	66	55	45	10	9	2	7	...	2	45	62	2.1	...	1
62...	**41	24	24	22	2	5	15500	5.8	18	90	3.3	...	1
63...	81	35	32	25	7	3	...	3	...	11	11000	6.6	15	53	4.2
64...	101	42	40	27	13	2	1	1	...	10	10500	5.4	25	61	3.8	8	3
65...	15	11	11	10	1	3	4	1	1
66...	**73	25	25	25	7	14000	6.8	17	56	3.5
67...	64	38	38	38	4	21	52	4.2	...	2
68...	**60	32	28	16	12	4	...	4	...	9	22000	8.4	22	47	1.6	...	1
69...	40	30	25	25	...	4	4	2	24	61	3.4
70...	15	5	4	4	1	1	2
71...	77	47	47	46	1	10	27000	5.8	33	94	2.9	...	2
72...	38	25	20	15	5	5	...	5	...	10	14000	6.6	14	57	2.6
73...	55	34	34	34	6	8500	6.2	21	63	2.3	...	2
74...	108	82	82	81	1	9	20000	6.4	56	80	3.0
76...	68	28	28	28	9	16500	6.4	16	59	4.0	...	1
77...	48	32	32	32	11	18000	6.0	15	56	4.0
78...	57	47	45	45	2	23000	5.6	31	62	2.8
79...	40	15	14	9	5	1	1	4	7	74	4.0	...	3
81...	11	8	8	8	1	5	77	2.4	...	2
82...	26	24	24	24	...	2	2	1	14	84	2.3
83...	96	96	90	87	3	6	6	6	18000	8.0	56	80	2.1	1	...
84...	50	40	37	35	2	3	3	12	9000	5.1	20	64	3.1
85...	40	27	22	22	...	5	5	6	18000	6.8	10	55	3.2	...	1
86...	101	78	77	75	2	1	1	17	11500	5.0	41	58	3.0	...	2
87...	82	55	55	55	17	12500	5.7	25	88	2.9	...	2
88...	115	76	75	75	...	1	1	9	14000	6.0	46	59	3.7	...	1
89...	78	42	40	39	1	2	2	11	15000	5.4	25	63	3.7	...	1
92...	29	19	19	19	5	12000	5.0	12	62	3.3
93...	57	28	28	28	10	14000	5.8	15	59	3.7
94...	47	35	35	34	1	12	16000	4.7	14	58	3.3	...	1
95...	58	60	60	59	1	6	10000	4.5	33	56	2.4
96...	36	16	8	8	...	8	8	4	9	61	5.0
97...	24	22	16	16	...	6	6	4	7	54	3.1
98...	4	3
101...	*144	80	79	78	1	1	1	17	18000	5.7	53	97	3.2	...	1
102...	**40	10	10	10	3	6	129	4.0	...	1
103...	6	4
104...	27	16	12	12	...	4	3	1	...	4	11	61	2.6
105...	43	26	24	24	...	2	2	8	7000	4.4	14	70	3.1
106...	89	33	25	24	1	7	5	2	...	10	7500	5.2	22	60	3.7	...	6
108...	82	47	43	41	2	3	1	2	...	15	11000	5.3	17	59	4.1	...	2
109...	*65	75	75	75	9	9000	4.4	33	65	2.9
110...	61	29	25	25	...	3	2	1	...	1	7000	5.3	11	59	3.9	...	1
111...	30	19	19	18	1	14	12	55	3.6

Table 2.—CHARACTERISTICS OF HOUSING UNITS, BY BLOCKS: 1960—Con.

["Total population" contains no persons in group quarters unless preceded by asterisk; one asterisk (*) denotes less than 10 percent; two asterisks (**), 10 percent or more]

Blocks within block numbering areas	Total population	All housing units by condition and plumbing								Occupied housing units								
		Total	Sound			Deteriorating			Dilapidated	Owner occupied			Renter occupied			Occupied by non-white	1.01 or more persons per room	
			Total	With all plumbing facilities	Lacking some or all facilities	Total	With all plumbing facilities	Lacking some or all facilities		Total	Average value (dollars)	Average number of rooms	Total	Average contract rent (dollars)	Average number of rooms			
								With flush toilet										No flush toilet
112...	95	42	42	42	8	20000	6.9	30	65	3.9	...	2	
113...	19	12	12	12	2	7	72	3.3	
114...	18	9	8	8	...	1	1	5	15000	6.4	2	
115...	55	32	31	30	1	1	...	1	...	10	9000	5.4	16	56	3.9	2	1	
116...	46	26	25	22	3	7	10000	4.6	13	61	3.5	...	2	
117...	130	85	63	61	2	22	7	15	...	9	9500	4.8	55	59	2.9	...	6	
118...	68	39	38	38	...	1	1	12	14000	5.0	19	57	3.1	...	2	
119...	52	31	31	30	1	15	8000	5.3	10	62	3.6	
120...	35	23	21	21	...	1	1	6	8500	5.3	11	64	4.3	
121...	35	19	19	19	12	20000	8.4	4	1	
123...	24	9	7	7	...	2	2	2	7	52	5.0	
125...	35	16	15	15	...	1	1	6	18500	7.0	9	75	3.5	...	1	
126...	4	2	
127...	19	13	13	13	3	4	1	
128...	43	25	21	21	...	4	3	1	...	4	13	123	4.1	...	2	
129...	58	36	35	34	1	1	1	18	10500	4.0	10	63	3.9	
130...	63	40	40	40	12	12000	5.4	20	64	3.6	
131...	76	37	37	36	1	17	12000	5.5	14	67	4.3	
132...	59	42	39	39	...	3	3	15	11000	5.1	16	66	3.6	
133...	41	17	17	16	1	7	15500	5.8	8	61	3.7	...	1	
135...	36	20	20	20	11	16000	6.6	7	68	2.8	
136...	10	4	3	
137...	126	74	74	74	35	26500	7.3	19	113	3.0	1	3	
138...	30	19	19	19	5	15000	4.6	13	74	4.1	
139...	17	9	9	9	5	11000	5.0	3	
140...	26	17	14	14	...	3	3	7	8000	5.3	7	96	3.3	
141...	11	5	5	4	1	2	2	
142...	41	24	19	18	1	5	5	10	16000	6.0	10	70	3.5	...	1	
143...	45	23	18	17	1	5	5	9	18000	5.1	9	64	3.2	2	2	
145...	25	9	6	6	...	3	2	1	...	7	9000	6.4	1	
146...	95	62	61	61	...	1	1	12	10000	5.2	34	71	2.4	...	8	
147...	56	36	32	32	...	3	2	1	...	16	11000	5.1	12	63	4.2	
148...	75	41	36	36	...	5	5	22	11500	4.1	14	56	2.9	...	1	
151...	10	2	2	2	2	1	
152...	64	25	24	24	...	1	1	17	13000	5.8	7	68	5.0	...	1	
153...	72	26	26	26	16	15500	5.6	10	84	4.0	
154...	38	14	14	14	10	17000	6.4	4	
155...	61	29	29	29	7	16000	4.7	18	60	4.2	
156...	19	4	
157...	**82	28	27	26	1	1	1	14	14000	5.8	11	66	2.9	
158...	15	4	
159...	15	8	8	8	4	4	
160...	10	6	6	6	6	21000	6.2	
161...	2	1	
162...	11	8	8	8	8	78	3.0	
163...	27	14	13	13	...	1	1	3	11	66	2.7	
164...	28	19	18	18	8	15500	6.5	8	60	2.7	
165...	36	22	22	19	3	6	8500	5.0	11	67	3.0	...	2	
166...	23	12	12	12	5	12500	5.4	5	70	4.8	
167...	37	14	14	14	11	13000	5.9	3	
168...	77	28	28	28	18	15500	6.4	8	71	4.0	
169...	42	22	22	22	18	12000	5.9	3	
170...	8	5	4	4	...	1	1	2	1	
171...	14	1	1	1	1	1	
173...	56	31	21	21	10	10	6	8500	5.3	11	58	3.9	...	4	
174...	67	29	29	28	1	22	11500	5.6	4	
175...	53	27	27	26	1	17	17500	5.8	8	61	4.2	...	2	
176...	40	16	16	16	7	17500	6.6	7	78	4.1	
177...	15	12	12	12	5	11000	5.0	3	
178...	30	16	14	14	...	1	1	5	...	4.4	8	37	3.9	...	1	
179...	14	7	7	7	5	15000	5.6	1	
180...	63	28	28	28	19	30000	7.7	4	
181...	34	15	15	15	8	19000	6.0	7	59	3.7	
182...	5	4	
183...	13	10	10	10	3	2	
184...	31	14	14	14	10	15000	6.9	4	1	
185...	66	25	25	25	15	15000	6.7	7	83	4.8	
186...	61	22	22	22	18	13000	6.0	4	
188...	13	5	4	4	...	1	1	4	1	
191...	17	5	5	5	5	13500	5.4	
193...	32	12	12	12	9	10500	4.7	1	1	
194...	36	13	13	13	6	11000	5.7	6	64	4.5	...	2	
195...	42	20	20	20	16	14500	5.9	1	1	
196...	56	24	24	24	19	16500	6.0	3	
197...	28	13	13	13	7	16000	6.8	5	75	3.8	
198...	20	8	8	8	6	15000	6.0	
199...	51	27	27	21	6	8	18000	7.1	18	56	2.3	...	2	
200...	36	17	17	17	11	29000	7.0	5	71	1.6	
201...	51	26	24	24	...	1	1	12	28000	7.2	7	73	2.1	1	...	
202...	66	30	29	29	17	30000	8.3	8	106	3.9	
203...	27	13	11	11	...	2	2	9	20000	6.1	3	
204...	43	27	24	24	11	13000	4.4	11	76	3.6	
206...	43	20	20	20	17	12000	5.3	3	
207...	40	19	19	19	14	14500	6.0	2	
208...	59	35	35	35	11	12500	5.8	16	79	3.9	...	1	
209...	67	21	21	21	19	12000	5.6	2	

City Block Characteristics

Table 2.—CHARACTERISTICS OF HOUSING UNITS, BY BLOCKS: 1960—Con.

["Total population" contains no persons in group quarters unless preceded by asterisk; one asterisk (*) denotes less than 10 percent; two asterisks (**), 10 percent or more]

Blocks within block numbering areas	Total population	All housing units by condition and plumbing								Occupied housing units							
		Total	Sound			Deteriorating			Dilapidated	Owner occupied			Renter occupied			Occupied by non-white	1.01 or more persons per room
			Total	With all plumbing facilities	Lacking some or all facilities	Total	With all plumbing facilities	Lacking some or all facilities		Total	Average value (dollars)	Average number of rooms	Total	Average contract rent (dollars)	Average number of rooms		
210...	35	12	12	12	11	13500	5.4	1
211...	12	5	5	5	3	1
212...	5	3	3	3	1	1
213...	28	10	10	10	8	12000	5.4	1
214...	28	10	10	10	10	11500	5.3
215...	33	13	13	13	12	11000	4.7	1	1
216...	47	21	21	21	17	11000	5.5	3
217...	87	33	33	29	4	16	18500	6.3	12	76	3.2	...	4
218...	59	19	18	18	...	1	1	15	11500	5.3	3
219...	40	18	18	18	15	10500	5.3	3
222...	32	18	18	15	3	8	8500	4.7	8	60	3.4
223...	18	10	8	8	...	1	1	...	1	8	10500	5.4	2
224...	40	22	22	22	11	20000	6.7	6	75	3.8	...	1
225...	27	12	12	11	1	7	27000	7.7	4
226...	43	15	13	13	...	2	2	12	26000	7.2	2
227...	25	9	9	9	6	37000	8.2	1
228...	45	17	17	17	16	27000	6.7	1
229...	30	21	21	21	6	17500	6.0	9	77	3.0
230...	7	2
232...	40	19	18	18	...	1	1	15	10500	5.7	1
233...	34	23	23	23	11	17000	6.4	6	78	3.8	...	2
234...	53	28	28	28	19	12000	5.0	2
235...	44	14	14	14	10	10000	5.6	4	1
236...	34	12	12	12	10	12000	5.5	1
237...	32	11	11	11	9	14500	6.3	2
239...	8	4	4	4	4
240...	17	7	7	7	6	18500	6.8	1
241...	16	8	8	8	7	12000	4.8
242...	35	14	14	14	9	12000	5.2	5	79	3.8
243...	50	31	31	31	12	15000	4.9	15	66	3.4
244...	25	11	11	11	6	10500	5.8	4
246...	9	6	6	6	2	3
248...	49	19	19	19	17	29000	6.9	1
249...	54	20	20	20	18	29000	6.5	2
250...	92	96	96	96	56	152	2.5
252...	166	148	71	65	6	74	13	56	5	46	8500	2.6	33	49	2.1	...	13
253...	30	21	21	21	2	17	64	3.3
254...	97	44	36	36	...	5	5	...	3	16	10000	4.9	22	66	3.8	...	1
255...	124	45	45	45	29	14500	6.2	12	82	4.1	...	1
259...	2
262...	9	4	4	3	1	3
263...	115	40	40	40	34	15000	5.8	5	64	1.4	...	1
264...	38	22	22	22	...	4	4	11	10000	4.4	9	58	3.2
265...	37	26	12	12	...	14	14	9	24500	7.8	8	73	2.4
266...	62	28	27	26	1	1	1	20	27000	6.7	6	67	3.7
267...	41	16	16	16	15	28000	6.7
268...	27	13	13	13	10	23500	6.6	1
270...	61	34	32	32	...	1	...	1	1	17	9000	5.1	13	58	3.3
272...	116	37	37	37	34	14500	5.4	1	2
274...	11	5	5	5	5	9000	5.0
275...	5	2	2	2	2
276...	79	24	24	24	23	16500	6.0	1	1
277...	56	30	26	26	...	4	3	1	...	14	11000	5.2	11	70	2.9
278...	200	72	71	71	...	1	1	61	11500	4.8	4	8
279...	10	7	7	7	4	1
280...	16	10	10	10	9	17500	5.2
281...	36	17	17	17	13	25000	5.5	3
282...	29	8	8	8	6	42000	7.7	1
283...	44	22	21	21	...	1	1	16	20000	5.7	6	72	3.7
284...	43	13	13	13	8	30000	7.5	5	131	6.2
285...	46	21	21	21	17	25000	6.3	3
286...	**41	12	12	12	10	18000	7.5	2
288...	46	17	17	17	17	19500	6.2
289...	35	15	15	15	13	12000	4.5	2
290...	47	15	15	15	12	11000	4.7	3
291...	86	34	22	22	...	12	11	1	...	14	8000	4.2	19	115	3.7	...	2
292...	68	28	27	26	1	1	1	17	12000	5.0	6	81	3.8	...	1
293...	56	20	19	19	...	1	1	17	10500	5.7	1	3
294...	102	26	26	26	21	10500	5.1	5	83	5.2	...	3
295...	96	26	25	25	...	1	1	26	12000	5.3	1
296...	93	26	26	26	24	12000	5.3	2	2
297...	98	26	26	25	1	23	12000	5.3	1
298...	98	22	22	22	22	11500	5.3	5
299...	183	55	52	52	...	3	3	40	13500	5.2	11	88	5.1	...	5
300...	46	16	16	16	13	11500	5.1	1	1
301...	71	18	18	18	17	11500	5.2	1	3
302...	64	20	20	20	19	12000	5.3	1	1
303...	45	18	18	18	17	9500	4.7	1
304...	107	37	36	35	1	1	1	30	11500	5.1	6	79	4.2	...	4
305...	57	18	18	18	17	12500	5.6	1
306...	94	45	45	45	26	11500	5.2	13	70	4.1	...	2
307...	56	20	20	20	19	11000	5.9	1	3
308...	70	22	22	22	20	11000	5.6	2
309...	61	23	23	23	21	13500	5.4	1	1
310...	60	23	23	23	19	12000	5.3	4
311...	44	19	19	19	10	10500	5.7	8	68	3.9

Table 2.—CHARACTERISTICS OF HOUSING*UNITS, BY BLOCKS: 1960—Cont

["Total population" contains no persons in group quarters unless preceded by asterisk: one asterisk (*) denotes less than 10 percent; two asterisks (**), 10 percent or more]

Blocks within block numbering areas	Total population	All housing units by condition and plumbing								Occupied housing units							
		Sound				Deteriorating				Owner occupied				Renter occupied			
		Total	Total	With all plumbing facilities	Lacking some or all facilities	Total	With all plumbing facilities	Lacking some or all facilities		Dilapidated	Total	Average value (dollars)	Average number of rooms	Total	Average contract (dollars)	Average number of rooms	Occupied by non-white
						With flush toilet	No flush toilet										
312...	23	8	8	8	5	12500	6.8	2	1
313...	40	21	21	21	15	17000	5.9	1
314...	16	3
315...	33	13	13	13	10	22000	7.3	2
317...	34	11	11	11	6	36000	8.3	3	1	...
318...	47	18	18	18	13	26000	6.5	3
319...	45	16	16	16	12	28000	7.3	2
320...	10	4
321...	39	20	19	19	...	1	1	11	24000	7.3	5	77	2.8
322...	103	36	36	36	22	20000	6.8	10	70	3.8	...	2
323...	32	13	13	13	7	7500	5.1	5	64	4.0	...	1
324...	63	26	25	25	...	1	1	19	10000	5.0	4	1
326...	79	22	22	22	19	12500	4.8	2	2
327...	43	15	15	15	13	11500	5.0	1	2
328...	66	21	21	21	15	10500	4.6	6	93	3.8	...	3
329...	89	28	28	28	21	11000	4.9	5	93	5.0	...	3
330...	88	26	26	26	23	12000	5.3	3	1
331...	66	17	17	17	17	16500	5.5	1
332...	49	15	15	14	1	15	15000	5.5
333...	57	22	22	22	21	12000	4.7	1
334...	76	33	33	33	19	9000	4.9	12	71	4.3	...	1
335...	48	18	17	17	...	1	1	13	11500	5.9	5	60	4.0
336...	37	18	18	18	13	15500	6.5	1	1
337...	100	40	40	40	28	24000	6.2	9	99	3.7	...	1
338...	50	24	24	24	18	31000	6.9	4
339...	85	32	32	32	21	23000	6.9	7	91	4.3
340...	37	13	13	13	10	16500	6.3	1
341...	42	18	17	17	...	1	1	34	10000	5.7	1
342...	65	28	28	28	13	10000	5.5	13	58	4.3	...	1
343...	69	19	19	19	16	14000	5.6	3	1
344...	39	13	13	13	12	21500	6.4	1
345...	36	14	14	14	11	23000	6.9	2
346...	51	17	17	17	8	3
347...	37	8	8	8	8	12500	5.4	2
348...	23	10	9	9	...	1	1	8	11500	5.4
349...	50	16	16	16	14	16000	5.9	1
350...	23	9	9	9	8	26000	6.7	1
351...	34	12	11	11	...	1	1	10	17500	5.4	1	1
352...	55	15	15	15	14	15500	5.7	1	2
353...	38	19	19	19	14	11000	5.7	3
354...	57	22	21	21	...	1	1	15	10000	6.4	6	67	3.7
355...	43	13	12	12	...	1	1	9	16000	6.4	4	1
356...	55	27	27	26	1	17	23000	6.5	3
357...	57	43	43	42	1	8	38000	5.0	27	123	3.1	...	1
358...	62	49	49	48	1	12	22000	5.9	18	102	3.1	...	1
359...	61	35	35	33	2	17	12500	4.8	12	86	3.2
360...	62	36	32	32	...	4	4	11	14500	5.3	12	97	4.1	...	1
361...	95	44	41	40	1	3	2	1	...	21	10500	4.9	21	61	4.0	...	2
362...	22	10	9	9	...	1	1	7	9000	5.7	3
363...	63	20	20	20	19	12500	5.1	1
364...	56	20	20	20	18	13000	4.9	2	1
366...	36	15	15	15	11	16000	5.8	2
367...	44	14	13	13	...	1	1	12	20000	6.4	2
368...	63	16	16	16	14	15800	5.8	2	1
369...	12	4
370...	12	4
371...	42	14	14	14	12	15500	5.6	2	1	...
372...	70	19	19	19	18	16000	5.7	1
373...	25	7	7	7	7	25000	8.0
374...	25	7	7	7	7	25000	5.7
375...	37	14	14	14	7	20000	5.8	6	84	5.0
376...	30	10	9	9	...	1	1	8	19500	6.4	1
378...	62	17	17	17	17	15000	5.6
379...	33	9	9	9	9	13000	4.8	2
380...	19	5	5	5	4
381...	56	18	18	18	15	14500	5.5	2
382...	29	9	9	9	5	15500	5.8	2	1
383...	15	8	8	8	6	17500	5.8
384...	34	12	11	11	...	1	1	12	18000	5.7	1	...
385...	66	25	25	25	7	20000	4.8	16	83	4.0	...	3
386...	213	122	122	122	1	87	34	3.6	...	8
387...	1
388...	2	1
389...	17	9	9	9	4
390...	185	77	76	76	...	1	1	31	11500	5.3	36	71	3.9	...	2
391...	29	22	21	21	...	1	1	10	10500	4.1	6	75	3.3
392...	44	30	30	30	19	9500	5.1	12	81	3.1
393...	41	21	21	21	13	14500	5.5	6	65	3.8
394...	69	40	40	40	17	14000	5.6	18	79	3.4
395...	67	52	52	52	16	11500	3.9	23	79	3.3
396...	86	53	52	52	...	1	1	13	18000	4.4	28	81	3.0	...	2
397...	26	20	17	17	...	3	3	9	11000	5.1	4
398...	79	53	50	49	1	3	3	12	9000	4.8	27	82	3.2	...	1
399...	35	14	14	14	2	11	77	3.6	...	1
401...	30	10	10	9	...	1	8	15000	5.6	2	1
402...	20	5	4	4	...	1	1	5	19500	5.8

City Block Characteristics

Table 2.—CHARACTERISTICS OF HOUSING UNITS, BY BLOCKS: 1960—Con.

["Total population" contains no persons in group quarters unless preceded by asterisk; one asterisk (*) denotes less than 10 percent; two asterisks (**), 10 percent or more]

Blocks within block numbering areas	Total population	All housing units by condition and plumbing									Occupied housing units							
		Sound				Deteriorating					Owner occupied			Renter occupied			Occupied by non-white	1.01 or more persons per room
		Total	Total	With all plumbing facilities	Lacking some or all facilities	Total	With all plumbing facilities	Lacking some or all facilities		Dilapidated	Total	Average value (dollars)	Average number of rooms	Total	Average contract rent (dollars)	Average number of rooms		
								With flush toilet	No flush toilet									
403...	16	5	5	5	5	16500	6.0	
404...	39	10	9	9	...	1	1	9	12000	5.5	1	1	
405...	5	2	
C.....	*11535	4270	4146	4106	40	105	97	6	2	19	3193	16000	5.4	701	78	4.1	1	198
2.....	**88	26	26	26	21	29000	6.6	2
3.....	36	16	16	16	5	16000	6.0	11	84	3.4
4.....	57	24	24	23	1	16	14500	5.5	7	83	3.7
5.....	44	26	26	26	16	13000	5.1	6	87	3.8
6.....	45	24	23	23	...	1	1	10	16500	4.7	12	69	2.6	...	2
7.....	44	17	16	16	...	1	1	9	10000	4.7	6	72	4.5	...	2
8.....	68	36	36	36	17	8500	5.1	14	78	3.3
11.....	15	15	15	15	5	9000	4.6	5	67	3.2
12.....	55	23	20	20	...	1	1	2	14	11000	5.2	6	61	3.8	...	1
13.....	29	9	7	7	...	2	2	8	12500	5.1	1
15.....	449	171	144	139	5	18	12	4	2	9	125	12000	4.4	30	63	3.9	...	17
16.....	26	17	12	12	...	3	3	10	9000	4.8	2
17.....	41	17	17	17	2	11	10500	5.6	5	66	3.8
18.....	23	10	8	8	...	2	2	7	10500	5.0	3
21.....	45	22	22	22	8	10000	5.5	11	89	3.4	...	1
22.....	40	40	40	40	19	11000	4.8	13	82	3.1	...	1
23.....	71	23	13	13	10	15500	5.8	1
24.....	39	15	13	13	12	30000	6.6
25.....	57	21	21	21	18	36000	6.0	1
26.....	19	6	6	6	6	34000	6.2
27.....	22	7	7	7	5	21000	6.0	1	1
28.....	24	7	7	7	7	26000	6.4
30.....	9	4
31.....	36	13	13	13	9	11000	5.7
32.....	61	21	17	17	...	2	2	2	14	11000	4.8	6	75	4.0	...	2
33.....	69	30	18	18	...	12	12	12	7000	4.6	13	60	3.1	...	2
34.....	39	17	16	16	...	1	1	10	10000	4.5	6	69	4.2
35.....	20	12	12	12	3	13500	5.3	7	57	2.8	...	1
36.....	28	14	14	14	11	21000	5.8	1
37.....	17	8	8	8	7	18000	5.0
38.....	33	9	9	9	9	36000	7.1	1
39.....	96	41	41	41	33	32000	6.7	1
40.....	44	21	21	21	18	20000	5.9	1
41.....	20	8	7	7	...	1	1	2	15000	6.0	4
42.....	15	5	4	4	...	1	1	3	8500	5.0	2	1
43.....	36	16	14	14	...	2	2	8	9000	5.0	7	81	4.0	...	2
44.....	37	13	11	10	1	2	2	7	10000	5.1	4	2
45.....	49	18	16	16	...	2	2	14	8000	4.7	3	3
46.....	82	23	23	21	2	15	10500	4.9	7	74	4.4	...	3
48.....	110	35	29	29	...	6	5	1	26	11000	5.0	7	63	4.6	...	3
49.....	56	19	19	19	12	10500	4.8	6	81	4.3
50.....	46	15	14	14	...	1	...	1	10	8500	4.8	4	2
51.....	20	6	6	6	2	7500	6.0	3	1
52.....	18	12	12	12	7	12500	5.0	2
53.....	16	4
54.....	46	21	21	21	18	19000	5.4	1
55.....	34	15	15	15	14	26000	6.6
56.....	12	6	6	6	4
57.....	43	15	15	15	12	25000	7.1	3
58.....	60	25	25	25	17	18500	6.0	6	63	3.3
59.....	6	3
60.....	17	8	8	8	6	9500	4.0	1
61.....	52	12	11	11	...	1	1	8	10000	6.1	4	2
62.....	48	18	16	16	...	2	2	12	12000	5.1	4
63.....	64	25	24	20	4	1	1	13	7500	4.6	11	77	3.9	...	2
64.....	74	27	27	23	4	18	10500	4.9	6	60	4.0	...	4
65.....	58	18	17	17	1	11	9500	4.7	7	63	3.3
66.....	35	14	13	13	...	1	1	5	8000	4.6	7	77	5.0
67.....	11	4
68.....	39	11	11	11	8	8000	5.9	3	1
69.....	26	13	13	13	6	7500	4.2	6	80	3.8	...	1
70.....	87	40	40	40	20	15000	5.3	16	64	3.4	...	1
71.....	89	33	33	33	30	19000	5.9	...	79	4.1
72.....	71	31	30	30	...	1	1	21	13500	5.8	7	79	4.7
73.....	25	10	10	10	4	11000	4.7	6	73	5.2	...	3
74.....	57	32	32	32	9	9500	4.9	15	59	3.0
75.....	15	8	6	6	...	2	2	1	11000	5.0	4
76.....	26	11	11	11	4	10000	5.0	6	75	4.7	...	3
77.....	45	14	13	13	...	1	1	13	9500	5.0
78.....	40	17	16	16	...	1	1	11	10500	4.5	5	93	4.4	...	2
79.....	74	28	28	28	15	10500	5.3	9	64	3.8	...	2
80.....	58	27	26	26	...	1	1	15	9500	4.7	4
81.....	52	27	27	27	13	10000	4.7	11	70	4.2	...	1
82.....	251	78	77	74	3	1	1	67	13000	5.3	7	80	4.1	...	5
83.....	52	21	20	20	...	1	1	16	12000	4.6	2	1	2
84.....	38	17	16	16	...	1	1	9	10500	4.2	6	88	4.2
85.....	17	3
86.....	25	13	13	13	9	10500	5.0	3
87.....	14	8	8	8	4	10500	5.2	3
88.....	58	24	24	23	1	17	14500	5.4	4	1
89.....	109	35	35	33	2	28	24000	5.7	4	2

Table 2.—CHARACTERISTICS OF HOUSING UNITS, BY BLOCKS: 1960—Con.

["Total population" contains no persons in group quarters unless preceded by asterisk; one asterisk (*) denotes less than 10 percent; two asterisks (**), 10 percent or more]

Blocks within block numbering areas	Total population	All housing units by condition and plumbing								Occupied housing units								
		Total	Sound			Deteriorating			Dilapidated	Owner occupied			Renter occupied			Occupied by non-white	1.01 or more persons per room	
			Total	With all plumbing facilities	Lacking some or all facilities	Total	With all plumbing facilities	Lacking some or all facilities		Total	Average value (dollars)	Average number of rooms	Total	Average contract rent (dollars)	Average number of rooms			
								With flush toilet										No flush toilet
90...	127	37	37	37	34	17500	5.5	3	3	
91...	17	8	8	8	8	10000	5.9	
92...	3	4	
93...	7	3	
94...	13	6	5	5	1	11000	5.0	3	
95...	23	10	9	9	4	8500	4.2	5	76	4.6	
96...	43	18	17	17	...	1	1	14	12000	4.6	2	1	
97...	62	20	20	20	14	11000	4.8	5	80	3.6	...	3	
98...	28	10	10	10	8	16500	4.9	2	
99...	37	9	9	9	9	10000	4.9	3	
100...	6	2	
101...	204	60	60	60	49	13500	5.1	7	102	4.4	...	5	
102...	7	5	5	5	3	14500	5.0	
103...	181	56	55	55	...	1	1	46	14500	5.4	9	76	4.4	
104...	80	21	21	21	13	11000	5.4	7	92	5.3	...	2	
105...	56	21	16	16	...	5	5	11	10000	5.3	6	73	4.5	
106...	23	5	5	5	4	9000	6.2	1	
108...	8	2	
109...	13	5	5	4	1	4	1	
110...	80	24	24	24	23	18500	5.7	2	
111...	108	37	37	35	2	33	26000	6.0	2	2	
112...	71	28	28	28	25	18500	5.5	2	
113...	30	14	14	14	5	8500	6.2	9	64	3.0	...	2	
114...	28	11	11	10	1	5	8500	5.2	4	1	
115...	13	5	5	5	5	11500	5.6	
116...	36	14	13	13	...	1	1	8	10500	5.6	4	
117...	73	20	20	20	18	11000	5.0	2	2	
118...	66	20	20	20	19	11000	5.3	2	
119...	49	18	17	17	...	1	1	12	10000	5.0	5	60	3.8	...	2	
120...	36	10	10	10	7	10000	5.0	2	1	
121...	27	15	15	12	3	10	10000	5.5	5	58	2.8	
122...	27	16	16	16	3	11	80	4.1	
123...	86	28	28	28	24	20000	6.3	2	2	
124...	53	15	15	15	14	30000	6.5	1	
125...	28	13	13	13	11	33000	6.6	1	
126...	70	30	30	30	25	19500	5.4	1	1	
127...	13	8	8	8	3	3	
128...	24	12	12	12	10	10000	5.3	1	
129...	27	11	8	8	...	3	3	5	9000	4.4	3	1	
130...	24	14	14	14	10	11500	5.3	2	
131...	1	1	
132...	42	12	12	12	12	13000	5.5	
133...	54	12	12	12	12	13500	5.7	3	
134...	37	18	18	18	14	10000	5.3	3	
135...	24	8	5	5	...	3	3	5	8500	4.6	2	1	
136...	31	17	17	16	1	9	9000	5.2	5	51	3.2	...	1	
137...	27	10	10	10	4	5	61	4.0	...	1	
138...	64	28	28	28	25	16500	5.3	
139...	30	13	13	12	1	10	25000	6.4	1	
140...	33	14	14	14	7	30000	6.1	4	
141...	2	3	
142...	53	18	...	18	17	20000	6.0	1	
143...	7	2	
144...	16	6	6	6	5	11000	5.8	1	
145...	51	15	15	15	11	11500	5.0	3	1	
147...	36	10	10	10	6	10500	5.5	3	1	
148...	45	16	16	16	14	11500	5.6	1	
149...	36	14	14	14	11	11000	5.3	1	1	
151...	34	13	13	13	13	13500	4.9	1	
152...	52	23	22	22	...	1	1	14	11500	5.6	7	64	4.0	...	1	
153...	34	12	12	12	7	10000	4.6	4	1	
154...	32	12	12	11	1	6	11500	6.0	5	57	3.2	
155...	29	13	13	12	1	5	12500	4.4	5	69	3.8	...	1	
156...	4	2	
157...	52	17	17	17	16	20000	6.3	1	
158...	15	3	
159...	38	12	12	12	10	26000	5.8	2	
160...	23	8	8	8	6	40000	5.8	1	
161...	16	5	5	5	5	26000	6.2	
162...	52	17	17	17	16	20000	5.7	
163...	17	5	5	5	4	1	1	
164...	44	17	17	17	13	21000	6.4	2	
165...	5	2	
166...	14	7	7	7	4	2	
167...	32	13	13	13	7	12500	5.6	5	68	4.0	...	2	
168...	41	11	11	11	9	10500	5.4	2	2	
169...	41	14	14	14	10	10500	5.0	2	1	
170...	42	13	13	13	10	12500	5.4	1	1	
171...	31	11	11	11	10	13000	5.2	1	
172...	45	17	17	17	12	11000	5.4	1	
173...	20	8	8	8	8	13500	5.7	
174...	21	12	12	12	7	10000	5.6	2	1	
175...	25	11	11	11	5	11000	4.0	6	63	4.0	...	1	
176...	6	2	
177...	49	17	17	17	15	18500	6.2	2	
178...	16	6	6	6	6	22000	5.7	

Table 2.—CHARACTERISTICS OF HOUSING UNITS, BY BLOCKS: 1960—Con.

["Total population" contains no persons in group quarters unless preceded by asterisk; one asterisk (*) denotes less than 10 percent; two asterisks (**), 10 percent or more]

Blocks within block numbering areas	Total population	All housing units by condition and plumbing									Occupied housing units						
		Sound			Deteriorating			Dilapidated	Owner occupied			Renter occupied			Occupied by non-white	1.01 or more persons per room	
		Total	With all plumbing facilities	Lacking some or all facilities	Total	With all plumbing facilities	Lacking some or all facilities		Total	Average value (dollars)	Average number of rooms	Total	Average contract rent (dollars)	Average number of rooms			
							With flush toilet										No flush toilet
179...	42	18	18	18	14	21000	5.9	1
180...	26	8	8	8	8	32000	6.5
181...	8	3
182...	66	22	22	22	18	22000	5.8	3
183...	16	6	5	5	1	1	...	5	21000	6.2	1
184...	68	22	22	22	22	17500	5.4
185...	9	2
186...	14	6	6	6	4	1	1
187...	20	9	9	9	6	9000	4.8	2
188...	24	10	10	10	5	10500	5.2	2
189...	51	16	16	16	13	12500	5.8	2	1
190...	52	16	15	15	...	1	1	14	12500	5.2	2
191...	189	53	52	52	...	2	2	46	13500	5.2	3	7
192...	86	32	30	30	...	1	1	29	11500	4.9	2	1
193...	15	7	6	6	...	1	1	7	9500	5.4
194...	35	14	14	14	12	10500	5.2
197...	37	17	17	17	11	10500	4.9	4	1
198...	7	2
199...	35	13	13	13	12	16500	5.6
200...	23	6	6	6	6	20000	6.2	1
202...	38	16	16	13	3	14	18000	5.6
203...	11	5	5	5	4
204...	58	19	19	19	18	17000	5.4
205...	6	2
206...	55	23	23	23	13	10000	5.3	7	63	2.8	...	1
207...	48	17	17	17	8	9000	5.5	7	70	4.4	...	1
208...	48	14	14	14	12	13000	5.5	2	1
210...	56	14	13	13	...	1	1	10	14000	5.0	3	2
211...	42	12	12	12	12	13500	4.7	1
212...	60	18	18	18	15	13500	4.9	2	2
213...	36	15	15	15	13	13500	4.9	1
214...	33	12	12	12	11	14000	5.7	1	1
215...	30	10	10	10	8	13000	6.7	1
216...	48	19	19	19	12	11000	4.2	4	2
218...	59	20	20	20	20	15000	5.7
219...	14	6	6	6	6	17500	5.0
220...	52	20	20	20	17	18000	5.0	2	1
221...	22	8	7	7	...	1	1	6	24000	6.0
222...	62	21	21	21	21	18000	5.9
223...	12	7	7	7	5	17000	5.0
224...	75	32	32	32	26	16000	5.1	2
226...	46	18	18	18	14	11000	4.8	2
229...	19	8	8	8	7	13000	4.7	1
230...	31	8	8	8	8	12500	5.7
231...	51	14	14	14	14	14000	5.6	3
232...	**81	26	24	24	...	2	2	23	13000	5.3
233...	66	20	19	19	...	1	1	18	10000	5.4	1	1
234...	62	17	16	16	...	1	1	16	11500	5.3
235...	44	13	12	12	...	1	1	11	11000	5.4
236...	53	22	22	22	17	11000	4.9	4
237...	2	1	1
238...	36	12	12	12	12	16000	5.2
239...	4	3
240...	49	22	22	22	19	19000	5.4	1
241...	33	11	11	11	10	23000	5.8	1	1
242...	34	7	7	7	7	29000	7.1	1
243...	50	21	21	21	19	18000	5.1	1
244...	43	14	14	14	10	18500	5.9	3	1
245...	29	15	14	14	8	11500	5.7	3
249...	38	19	19	19	9	11000	4.8	5	74	4.6	...	1
250...	40	16	16	16	12	20000	5.8	2
251...	23	10	10	10	10	24000	6.0
252...	13	5	5	5	5	22000	6.0
253...	56	16	16	16	16	28000	6.4
254...	36	17	17	16	1	12	9000	4.7	1	2
256...	33	13	13	13	11	11500	5.2	1
257...	73	25	25	25	21	22000	5.6	3
258...	3	1
259...	38	13	13	13	12	24000	5.7	1
260...	57	20	20	20	19	18000	5.5	1
261...	24	11	11	11	11	18000	5.4	1
262...	64	24	24	24	21	16000	5.3	2
263...	4	2
264...	18	10	10	9	1	5	20000	4.8	3
265...	96	43	43	43	41	18500	5.2
266...	11	3	2
267...	86	24	23	23	...	1	1	19	16500	5.4	4
268...	292	97	96	96	...	1	1	84	20000	5.9	9	99	4.4
269...	86	30	30	30	27	23000	5.8	1
270...	32	11	11	11	11	17500	5.2
271...	73	28	28	28	23	18000	5.3	3	3
272...	11	4	1
273...	65	21	21	20	1	19	17500	5.4	1
274...	62	23	23	23	22	17000	5.4	1
275...	46	12	12	12	12	17500	5.6
276...	74	27	27	27	25	18500	5.8	1
277...	36	10	10	10	10	24000	5.9

Table 2.—CHARACTERISTICS OF HOUSING UNITS, BY BLOCKS: 1960—Con.

["Total population" contains no persons in group quarters unless preceded by asterisk: one asterisk (*) denotes less than 10 percent; two asterisks (**), 10 percent or more]

Blocks within block numbering areas	Total population	All housing units by condition and plumbing								Occupied housing units									
		Total	Sound			Deteriorating			Dilapidated	Owner occupied			Renter occupied			Occupied by non-white	1.01 or more persons per room		
			Total	With all plumbing facilities	Lacking some or all facilities	Total	With all plumbing facilities	Lacking some or all facilities		Total	Average value (dollars)	Average number of rooms	Total	Average contract rent (dollars)	Average number of rooms				
								With flush toilet										No flush toilet	
278...	30	10	10	10	10	19000	5.4
279...	92	32	32	32	30	18000	5.9
280...	69	28	28	28	26	18000	5.1	1	1