

U.S. CENSUS OF HOUSING: 1960

Series HC(3)-125

CITY BLOCKS

Hilo, Hawaii

Prepared under the supervision of
WAYNE F. DAUGHERTY, Chief
Housing Division




U.S. DEPARTMENT OF COMMERCE

Luther H. Hodges, Secretary

BUREAU OF THE CENSUS

Richard M. Scammon, Director (From May 4, 1961)

Robert W. Burgess, Director (To March 3, 1961)





BUREAU OF THE CENSUS

RICHARD M. SCAMMON, *Director* (From May 4, 1961)

ROBERT W. BURGESS, *Director* (To March 3, 1961)

A. ROSS ECKLER, *Deputy Director*
HOWARD C. GRIEVES, *Assistant Director*
CONRAD TAEUBER, *Assistant Director*
MORRIS H. HANSEN, *Assistant Director for Statistical Standards*
CHARLES B. LAWRENCE, JR., *Assistant Director for Operations*
WALTER L. KEHRRES, *Assistant Director for Administration*
CALVERT L. DEDRICK, *Chief, International Statistical Programs Office*
A. W. VON STRUVE, *Acting Public Information Officer*

Housing Division—

WAYNE F. DAUGHERTY, *Chief*
DANIEL B. RATHBUN, *Assistant Chief*
BEULAH WASHBAUGH, *Special Assistant*
MILTON D. LIBBERMAN, *Chief, Coordination and Research*

Decennial Operations Division—GLEN S. TAYLOR, *Chief*
Electronic Systems Division—ROBERT F. DRURY, *Chief*
Field Division—JEFFERSON D. MCPHEE, *Chief*
Geography Division—WILLIAM T. FAY, *Chief*
Statistical Methods Division—JOSEPH STEINBERG, *Chief*

Library of Congress Card Number: A61-9347

SUGGESTED CITATION

U.S. Bureau of the Census. *U.S. Census of Housing: 1960. Vol. III, City Blocks.*
Series HC (3), No. 125.
U.S. Government Printing Office, Washington, D.C., 1961.

For sale by the Superintendent of Documents, U.S. Government Printing Office, Washington 25, D.C.
or any of the Field Offices of the Department of Commerce—Price 20 cents.

U.S. CENSUS OF HOUSING: 1960

Series HC(3)-126

CITY BLOCKS

Honolulu, Hawaii

Prepared under the supervision of
WAYNE F. DAUGHERTY, Chief
Housing Division




U.S. DEPARTMENT OF COMMERCE

Luther H. Hodges, Secretary

BUREAU OF THE CENSUS

Richard M. Scammon, Director (From May 4, 1961)

Robert W. Burgess, Director (To March 3, 1961)





BUREAU OF THE CENSUS

RICHARD M. SCAMMON, *Director* (From May 4, 1961)

ROBERT W. BURGESS, *Director* (To March 3, 1961)

A. ROSS ECKLER, *Deputy Director*

HOWARD C. GRIEVES, *Assistant Director*

CONRAD TAEUBER, *Assistant Director*

MORRIS H. HANSEN, *Assistant Director for Statistical Standards*

CHARLES B. LAWRENCE, JR., *Assistant Director for Operations*

WALTER L. KEHRES, *Assistant Director for Administration*

CALVERT L. DEDRICK, *Chief, International Statistical Programs Office*

A. W. VON STRUVE, *Acting Public Information Officer*

Housing Division—

WAYNE F. DAUGHERTY, *Chief*

DANIEL B. RATHBUN, *Assistant Chief*

BEULAH WASSERBAUGH, *Special Assistant*

MILTON D. LIEBERMAN, *Chief, Coordination and Research*

Decennial Operations Division—GLEN S. TAYLOR, *Chief*

Electronic Systems Division—ROBERT F. DRURY, *Chief*

Field Division—JEFFERSON D. MCPHIE, *Chief*

Geography Division—WILLIAM T. FAY, *Chief*

Statistical Methods Division—JOSEPH STEINBERG, *Chief*

Library of Congress Card Number: A61-9347

SUGGESTED CITATION

U.S. Bureau of the Census. *U.S. Census of Housing: 1960. Vol. III, City Blocks.*
Series HC(3), No. 126.

U.S. Government Printing Office, Washington, D.C., 1961.

For sale by the Superintendent of Documents, U.S. Government Printing Office, Washington 25, D.C.
or any of the Field Offices of the Department of Commerce—Price 25 cents.

Table 1.—CHARACTERISTICS OF HOUSING UNITS, FOR THE CITY: 1960

Subject	Number	Percent	Subject	Number	Percent
All housing units.....	80,758	100.0	Occupied housing units—Con.		
CONDITION AND PLUMBING			COLOR		
Sound.....	62,646	77.6	White.....	27,131	35.4
With all plumbing facilities.....	60,380	74.8	Nonwhite.....	49,544	64.6
Lacking some or all facilities.....	2,266	2.8	PERSONS PER ROOM		
Deteriorating.....	11,785	14.6	1.00 or less.....	56,134	73.2
With all plumbing facilities.....	9,373	11.6	1.01 or more.....	20,521	26.8
Lacking some or all facilities.....	2,412	3.0	AVERAGE NUMBER OF ROOMS		
With flush toilet.....	2,304	2.9	Owner occupied.....	5.5	...
No flush toilet.....	108	0.1	Renter occupied.....	3.4	...
Dilapidated.....	6,327	7.8	VALUE AND RENT		
Occupied housing units.....	76,675	100.0	Average value.....dollars..	26,000	...
TENURE			Average contract rent.....dollars..	78	...
Owner occupied.....	29,557	38.5			
Renter occupied.....	47,118	61.5			

NOTE.—On the map for Honolulu approximately 1,680 blocks are identified.

Table 2.—CHARACTERISTICS OF HOUSING UNITS, BY BLOCKS: 1960

["Total population" contains no persons in group quarters unless preceded by asterisk; one asterisk (*) denotes less than 10 percent; two asterisks (**), 10 percent or more]

Blocks within census tracts	Total population	All housing units by condition and plumbing								Occupied housing units								
		Total	Sound		Deteriorating		Dilapidated	Owner occupied			Renter occupied			Occupied by non-white	1.01 or more persons per room			
			Total	With all plumbing facilities	Lacking some or all facilities	Total		With all plumbing facilities	Lacking some or all facilities	Total	Average value (dollars)	Average number of rooms	Total			Average contract rent (dollars)	Average number of rooms	
1.....	*3411	710	218	214	4	416	281	130	5	76	255	19000	5.9	427	55	4.5	410	266
1.....	*499	127	127	126	1	99	36000	7.1	26	204	4.4	5	6
3.....	*969	199	5	5	...	191	106	83	2	3	74	5000	4.8	114	36	4.2	144	97
4.....	62	11	1	1	...	10	7	3	7	8000	5.3	3	10	5
5.....	**491	86	11	10	1	40	31	9	...	35	6	5000	4.2	78	43	4.8	72	42
6.....	84	14	14	7	6	1	...	4	10	34	5.0	14	8
7.....	117	19	1	1	18	19	41	4.4	17	10
8.....	*185	39	39	32	6	1	...	13	3500	4.6	23	52	4.7	22	12
9.....	*78	12	12	4	8	4	8	33	3.1	11	9
10.....	*74	13	1	1	...	12	7	5	7	4000	5.6	5	...	4.6	11	7
11.....	3	2
12.....	14	4
13.....	31	12	12	11	1	7	28000	6.3	3	2	...
14.....	119	33	30	29	1	3	2	1	19	23000	5.6	10	111	5.3	14	6
16.....	4	2
17.....	175	36	9	9	...	22	22	5	1	35	44	4.5	17	14
18.....	109	24	6	6	...	11	9	2	...	7	1	23	49	4.6	20	9
19.....	228	42	5	5	...	31	29	2	...	6	5	4500	5.4	37	51	4.4	29	23
20.....	169	35	10	10	...	24	22	2	...	1	8	6500	5.6	26	56	4.7	16	17
2.....	*3516	883	818	811	7	37	33	3	1	28	628	29000	5.7	233	120	4.3	395	137
1.....	1109	283	223	217	6	33	29	3	1	27	150	27000	5.2	120	91	4.0	185	70
2.....	38	11	11	11	5	30000	5.2	5	110	3.2	3	3
3.....	350	82	81	80	1	1	1	52	31000	5.3	30	155	4.8	48	16
4.....	200	45	43	43	...	2	2	42	27000	5.5	3	30	9
5.....	15	5	5	5	3	2
6.....	47	9	8	8	...	1	1	7	31000	7.0	2	6	3
7.....	146	36	36	36	34	28000	5.9	2	10	3
8.....	24	7	7	7	6	34000	6.0	2	...
9.....	69	16	16	16	15	24000	5.5	1	8	1
10.....	71	18	18	18	17	26000	5.8	1	4	2
11.....	71	18	18	18	17	26000	5.8	1	4	1
12.....	192	49	49	49	49	29000	6.2	10	...
13.....	13	3
14.....	77	18	18	18	18	24000	5.7	2	...
15.....	74	17	17	17	17	24000	6.1
16.....	87	20	20	20	20	33000	6.5	6	...
17.....	73	16	16	16	15	29000	6.1	1
18.....	108	31	31	31	26	38000	5.5	5	...	5.6	1	2
19.....	*494	147	147	147	99	33000	6.3	43	141	4.4	26	9
20.....	68	16	16	16	12	28000	5.9	4	8	2
21.....	25	6	6	6	2	3	4	3
22.....	89	17	16	16	10	32000	5.5	7	74	4.9	7	7
23.....	*76	13	13	13	9	33000	5.8	3	11	3
3.....	*6592	1584	1556	1545	11	27	27	1404	30000	5.8	162	170	5.1	788	224
1.....	*2429	557	542	536	6	14	14	496	29000	5.5	55	157	5.0	338	103
2.....	156	33	31	31	...	2	2	29	26000	5.1	4	22	10
3.....	111	24	24	24	22	26000	5.2	2	19	6
4.....	127	29	29	29	28	25000	5.3	1	19	5
5.....	57	12	11	11	...	1	1	12	27000	5.6	9	3
6.....	266	59	58	58	...	1	1	53	24000	5.4	5	149	5.2	41	13

Table 2.—CHARACTERISTICS OF HOUSING UNITS, BY BLOCKS: 1960—Con.

["Total population" contains no persons in group quarters unless preceded by asterisk; one asterisk (*) denotes less than 10 percent; two asterisks (**), 10 percent or more]

Table with columns: Blocks within census tracts, Total population, All housing units by condition and plumbing (Sound, Deteriorating, Dilapidated), Occupied housing units (Owner occupied, Renter occupied), and I.01 or more persons per room. Rows 9-30.

Table 2.—CHARACTERISTICS OF HOUSING UNITS, BY BLOCKS: 1960—Con.

["Total population" contains no persons in group quarters unless preceded by asterisk: one asterisk (*) denotes less than 10 percent; two asterisks (**) 10 percent or more]

Table with columns: Blocks within census tracts, Total population, All housing units by condition and plumbing (Sound, Deteriorating, Dilapidated), Occupied housing units (Owner occupied, Renter occupied), and 1.01 or more persons per room. Rows list various blocks and their corresponding data points.

Table 2.—CHARACTERISTICS OF HOUSING UNITS, BY BLOCKS: 1960—Con.

["Total population" contains no persons in group quarters unless preceded by asterisk; one asterisk (*) denotes less than 10 percent; two asterisks (**), 10 percent or more]

Table with multiple columns: Blocks within census tracts, Total population, All housing units by condition and plumbing (Sound, Deteriorating, Dilapidated), Occupied housing units (Owner occupied, Renter occupied), Occupied by non-white, 1.01 or more persons per room. Rows include block numbers and population statistics.

Table 2.—CHARACTERISTICS OF HOUSING UNITS, BY BLOCKS: 1960—Con.

["Total population" contains no persons in group quarters unless preceded by asterisk; one asterisk (*) denotes less than 10 percent; two asterisks (**), 10 percent or more]

Table with columns: Blocks within census tracts, Total population, All housing units by condition and plumbing (Sound, Deteriorating, Dilapidated), Occupied housing units (Owner occupied, Renter occupied), and 1.01 or more persons per room.

U.S. CENSUS OF HOUSING: 1960

Series HC(3)-127

CITY BLOCKS

Lahaina, Hawaii

Prepared under the supervision of
WAYNE F. DAUGHERTY, Chief
Housing Division




U.S. DEPARTMENT OF COMMERCE

Luther H. Hodges, Secretary

BUREAU OF THE CENSUS

Richard M. Scammon, Director (From May 4, 1961)

Robert W. Burgess, Director (To March 3, 1961)





BUREAU OF THE CENSUS

RICHARD M. SCAMMON, *Director* (From May 4, 1961)

ROBERT W. BURGESS, *Director* (To March 3, 1961)

A. ROSS ECKLER, *Deputy Director*
HOWARD C. GRIEVES, *Assistant Director*
CONRAD TAEUBER, *Assistant Director*
MORRIS H. HANSEN, *Assistant Director for Statistical Standards*
CHARLES B. LAWRENCE, JR., *Assistant Director for Operations*
WALTER L. KEHRES, *Assistant Director for Administration*
CALVERT L. DEDRICK, *Chief, International Statistical Programs Office*
A. W. VON STRUVE, *Acting Public Information Officer*

Housing Division—

WAYNE F. DAUGHERTY, *Chief*
DANIEL B. RATHBUN, *Assistant Chief*
BEULAH WASHABAUGH, *Special Assistant*
MILTON D. LIBBERMAN, *Chief, Coordination and Research*

Decennial Operations Division—GLEN S. TAYLOR, *Chief*
Electronic Systems Division—ROBERT F. DRURY, *Chief*
Field Division—JEFFERSON D. MCPHKE, *Chief*
Geography Division—WILLIAM T. FAY, *Chief*
Statistical Methods Division—JOSEPH STEINBERG, *Chief*

Library of Congress Card Number: A61-9347

SUGGESTED CITATION

U.S. Bureau of the Census. *U.S. Census of Housing: 1960. Vol. III, City Blocks.*
Series HC(3), No. 127.
U.S. Government Printing Office, Washington, D.C., 1961.

For sale by the Superintendent of Documents, U.S. Government Printing Office, Washington 25, D.C.
or any of the Field Offices of the Department of Commerce — Price 20 cents.

Table 1.—CHARACTERISTICS OF HOUSING UNITS, FOR THE CITY: 1960

Subject	Number	Percent	Subject	Number	Percent
All housing units	930	100.0	Occupied housing units—Con.		
CONDITION AND PLUMBING			COLOR		
Sound	417	44.8	White	83	9.5
With all plumbing facilities	354	38.1	Nonwhite	794	90.5
Lacking some or all facilities	63	6.8			
Deteriorating	405	43.5	PERSONS PER ROOM		
With all plumbing facilities	185	19.9	1.00 or less	660	75.3
Lacking some or all facilities	220	23.7	1.01 or more	217	24.7
With flush toilet	93	10.0	AVERAGE NUMBER OF ROOMS		
No flush toilet	127	13.7	Owner occupied	5.1	...
Dilapidated	108	11.6	Renter occupied	4.3	...
Occupied housing units	877	100.0	VALUE AND RENT		
TENURE			Average value	11,100	...
Owner occupied	421	48.0	Average contract rent	23	...
Renter occupied	456	52.0			

NOTE.—On the map for Lahaina approximately 60 blocks are identified.

Table 2.—CHARACTERISTICS OF HOUSING UNITS, BY BLOCKS: 1960

["Total population" contains no persons in group quarters unless preceded by asterisk; one asterisk (*) denotes less than 10 percent; two asterisks (**), 10 percent or more]

Blocks	Total population	All housing units by condition and plumbing								Occupied housing units									
		Total	Sound		Deteriorating			Dilapidated	Owner occupied			Renter occupied			Occupied by non-white	1.01 or more persons per room			
			Total	With all plumbing facilities	Lacking some or all facilities	Total	With all plumbing facilities		Lacking some or all facilities	Total	Average value (dollars)	Average number of rooms	Total	Average contract rent (dollars)			Average number of rooms		
TOTAL	*3423	930	417	354	63	405	185	93	127	108	421	11000	5.1	456	23	4.3	794	217	
2...	133	41	32	31	1	8	5	2	1	1	11	29000	6.3	24	53	6.0	18	2	
3...	29	8	3	3	...	5	2	...	3	...	1	6	...	3.5	5	3	
4...	43	12	7	6	1	4	3	1	...	1	8	9000	4.8	3	10	3	
5...	84	18	7	2	5	11	1	1	9	18	16	4.9	18	9	
6...	53	16	15	...	3	12	1	16	17	3.8	16	2	
7...	30	8	7	7	1	8	13	3.9	8	4	
8...	51	16	16	16	16	13	3.8	16	4	
9...	**26	7	6	1	...	5	1	7	14	4.0	7	...	
10...	123	32	11	10	1	20	1	2	17	1	1	29	25	4.4	27	9	
12...	7	2
13...	20	4	8
14...	39	10	9	8	1	1	1	1	4	1	5	1
15...	16	5	3	3	...	1	1
16...	*293	83	49	41	8	32	10	10	12	2	50	7500	4.7	28	16	4.5	68	16	
17...	39	12	2	2	...	10	1	9	9	12	16	4.8	11	2	
18...	9	4
19...	104	30	5	4	1	22	18	4	...	3	26	6000	4.8	3	27	6
20...	52	13	12	11	1	1	1	13	7500	4.8	13	3
21...	14	3
22...	84	19	10	8	2	6	3	2	1	3	14	9000	5.4	4	18	6
23...	30	8	7	7	...	1	1	7	6000	4.6	7	2
24...	34	8	8	5	3	8	6000	4.6	8	3
25...	26	8	8	7	1	8	7000	5.0	8	2
27...	14	5	1	1	4	1	2	3	1
28...	6	2
29...	30	7	5	...	1	4	2	6	14	4.3	6	2	
30...	62	17	17	1	...	16	17	15	3.8	17	7	
31...	47	12	6	1	2	3	6	1	11	15	3.6	12	4	
33...	30	7	7	5	2	7	16500	4.9	7	2
34...	50	14	13	11	2	1	...	1	13	12500	5.4	1	12	...
35...	100	25	20	18	2	5	4	1	23	13000	5.4	1	17	6
37...	59	14	12	10	2	2	2	11	13500	5.6	2	13	1
38...	8	2
39...	61	14	13	10	3	1	1	13	7000	5.1	1	7	6
40...	57	10	3	2	1	7	7	9	4500	5.2	6	10	6
41...	64	14	3	2	1	11	6	1	4	...	8	5500	4.6	29	4.7	14	4		
42...	98	22	15	15	...	5	3	2	...	2	7	9000	5.0	14	24	5.3	19	3	
43...	22	6	6	5	1	1	5	13	4.4	6	2	
44...	17	5	2	2	...	1	...	1	...	2	1	4	5	1	
45...	4	2
46...	52	14	14	12	2	9	19500	5.1	2	10	3
47...	84	20	13	11	2	6	4	2	...	1	17	6500	4.9	3	13	4
48...	60	20	18	7	11	...	2	18	20	4.1	18	6	
49...	24	8	6	5	1	2	1	1	2	4	4	1
50...	9	2
51...	26	5	1	1	...	4	2	2	4	1	5	2
52...	*132	36	10	9	1	16	12	4	...	10	12	11000	5.1	23	30	4.6	34	4	
53...	**49	10	4	4	6	2	8	30	4.5	9	3	
54...	48	17	4	4	...	13	7	4	2	...	3	14	41	3.6	17	2	
55...	45	10	9	7	2	1	1	10	10500	5.5	10	2
56...	**41	11	11	11	9	11500	5.7	8	2

City Block Characteristics

Table 2.—CHARACTERISTICS OF HOUSING UNITS, BY BLOCKS: 1960—Con.

["Total population" contains no persons in group quarters unless preceded by asterisk; one asterisk (*) denotes less than 10 percent; two asterisks (**), 10 percent or more]

Blocks	Total population	All housing units by condition and plumbing									Occupied housing units								
		Sound					Deteriorating				Dilapidated	Owner occupied			Renter occupied			Occupied by non-white	1.01 or more persons per room
		Total	With all plumbing facilities		Lacking some or all facilities	Total	With all plumbing facilities	Lacking some or all facilities		Total		Average value (dollars)	Average number of rooms	Total	Average contract (dollars)	Average number of rooms			
			Total	With all plumbing facilities				Lacking some or all facilities	With all plumbing facilities								With flush toilet		
57...	146	52	13	13	...	22	13	9	...	17	10	14500	5.4	39	16	3.5	45	9	
58...	28	7	4	1	3	3	2	1	5	...	5.4	2	7	3	
59...	8	3	
60...	8	6	3	3	3	3	3	...	
62...	105	34	16	16	...	15	8	7	...	3	16	20000	5.1	13	23	4.2	27	7	
63...	139	40	8	5	3	15	10	5	...	17	10	12500	4.8	28	17	3.9	36	12	
64...	101	26	8	6	2	13	10	3	...	5	14	12000	5.4	12	19	4.6	26	3	
64...	101	26	8	6	2	13	10	3	...	5	14	12000	5.4	12	19	4.6	26	3	
65...	55	12	4	4	...	6	4	2	...	2	6	21000	5.5	5	...	4.4	9	6	
66...	15	4	
66...	15	4	
67...	44	11	8	4	4	2	1	1	7	9000	4.3	4	10	5	
68...	56	15	6	6	...	3	3	6	4	10	18	4.8	13	3	
69...	80	22	7	6	1	14	8	5	...	1	12	13000	5.0	8	28	4.8	19	7	

U.S. CENSUS OF HOUSING: 1960

Series HC(3)-128

CITY BLOCKS

Wailuku, Hawaii

Prepared under the supervision of
WAYNE F. DAUGHERTY, Chief
Housing Division




U.S. DEPARTMENT OF COMMERCE

Luther H. Hodges, Secretary

BUREAU OF THE CENSUS

Richard M. Scammon, Director (From May 4, 1961)

Robert W. Burgess, Director (To March 3, 1961)





BUREAU OF THE CENSUS

RICHARD M. SCAMMON, *Director* (From May 4, 1961)

ROBERT W. BURGESS, *Director* (To March 3, 1961)

A. ROSS ECKLER, *Deputy Director*
HOWARD C. GRIEVES, *Assistant Director*
CONRAD TAEUBER, *Assistant Director*
MORRIS H. HANSEN, *Assistant Director for Statistical Standards*
CHARLES B. LAWRENCE, JR., *Assistant Director for Operations*
WALTER L. KEHRES, *Assistant Director for Administration*
CALVERT L. DEDRICK, *Chief, International Statistical Programs Office*
A. W. VON STRUVE, *Acting Public Information Officer*

Housing Division—

WAYNE F. DAUGHERTY, *Chief*
DANIEL B. RATHBUN, *Assistant Chief*
BEULAH WASHBAUGH, *Special Assistant*
MILTON D. LIEBERMAN, *Chief, Coordination and Research*

Decennial Operations Division—GLEN S. TAYLOR, *Chief*
Electronic Systems Division—ROBERT F. DRURY, *Chief*
Field Division—JEFFERSON D. McPIKE, *Chief*
Geography Division—WILLIAM T. FAY, *Chief*
Population Division—HOWARD G. BRUNSMAN, *Chief*
Statistical Methods Division—JOSEPH STRINBERG, *Chief*

Library of Congress Card Number: A61-9347

SUGGESTED CITATION

U.S. Bureau of the Census. *U.S. Census of Housing: 1960. Vol. III, City Blocks.*
Series HC(3), No. 128.
U.S. Government Printing Office, Washington, D.C., 1961.

For sale by the Superintendent of Documents, U.S. Government Printing Office, Washington 25, D.C.
or any of the Field Offices of the Department of Commerce — Price 20 cents.

City Block Characteristics

Table 2.—CHARACTERISTICS OF HOUSING UNITS, BY BLOCKS: 1960—Con.

["Total population" contains no persons in group quarters unless preceded by asterisk; one asterisk (*) denotes less than 10 percent; two asterisks (**), 10 percent or more]

Blocks within block numbering areas	Total population	All housing units by condition and plumbing									Occupied housing units								
		Total	Sound			Deteriorating			Dilapidated	Owner occupied			Renter occupied			Occupied by non-white	1.01 or more persons per room		
			Total	With all plumbing facilities	Lacking some or all facilities	Total	With all plumbing facilities	Lacking some or all facilities		Total	Average value (dollars)	Average number of rooms	Total	Average contract rent (dollars)	Average number of rooms				
								With flush toilet										No flush toilet	
8...	36	12	3	3	...	7	4	3	...	2	3	9	24	4.4	9	2	
9...	81	25	24	24	...	1	1	17	20000	5.3	8	47	4.6	18	2	
10...	111	36	33	33	...	2	2	22	20000	5.6	10	47	4.9	24	2	
11...	158	41	17	17	...	17	10	11	18000	5.4	27	40	4.4	29	10	
12...	37	9	8	8	...	1	1	7	8000	5.9	2	6	1	
13...	28	17	16	5	11	...	1	1	4	9	31	1.8	8	1	
14...	81	22	22	22	20	14000	5.2	2	20	3	
15...	59	17	17	17	17	13000	5.4	15	1	
17...	39	14	3	3	...	11	7	4	9	6500	4.8	4	13	2	
18...	57	16	12	11	1	...	4	3	1	...	12	10500	5.1	4	15	3	
19...	43	12	2	2	...	10	9	1	6	8000	5.0	5	43	5.6	9	3	
20...	25	7	7	7	6	...	5.5	1	6	...	
21...	34	8	7	7	...	1	1	7	13000	5.3	1	6	3	
22...	86	28	28	26	2	21	18500	5.7	6	41	4.0	21	2	
23...	94	28	25	25	...	3	2	1	20	14000	5.9	8	43	4.6	22	2	
24...	227	55	45	43	2	7	4	3	...	3	44	11000	5.4	11	39	4.2	43	12	
25...	36	11	7	5	2	3	...	2	1	1	4	5	...	4.0	9	1	
27...	32	13	13	13	10	17000	6.4	3	7	...	
28...	80	26	26	26	17	19500	6.7	9	74	4.8	12	...	
29...	295	76	76	76	67	19000	5.8	6	83	4.3	51	8	
30...	167	39	39	39	36	15500	5.2	2	27	7	
31...	44	12	12	12	12	16000	5.3	10	...	
32...	35	7	2	1	1	...	5	1	6	48	4.3	7	4	
33...	127	32	30	28	2	2	22	14000	5.5	7	...	4.3	25	5	
34...	5	2
35...	48	12	12	12	11	27000	6.4	1	10	...	
36...	97	23	23	23	19	19500	5.7	3	16	4	
37...	72	20	20	20	19	19500	5.3	16	3	

U.S. CENSUS OF HOUSING: 1960

Series HC(3)-129

CITY BLOCKS


Pocatello, Idaho

Prepared under the supervision of
WAYNE F. DAUGHERTY, Chief
Housing Division



U.S. DEPARTMENT OF COMMERCE
Luther H. Hodges, Secretary
BUREAU OF THE CENSUS

Richard M. Scammon, *Director (From May 4, 1961)*
Robert W. Burgess, *Director (To March 3, 1961)*





BUREAU OF THE CENSUS

RICHARD M. SCAMMON, *Director* (From May 4, 1961)

ROBERT W. BURGESS, *Director* (To March 3, 1961)

A. ROSS ECKLER, *Deputy Director*
HOWARD C. GRIEVES, *Assistant Director*
CONRAD TAEUBER, *Assistant Director*
MORRIS H. HANSEN, *Assistant Director for Statistical Standards*
CHARLES B. LAWRENCE, JR., *Assistant Director for Operations*
WALTER L. KEHRES, *Assistant Director for Administration*
CALVERT L. DEDRICK, *Chief, International Statistical Programs Office*
A. W. VON STRUVE, *Acting Public Information Officer*

Housing Division—

WAYNE F. DAUGHERTY, *Chief*
DANIEL B. RATHBUN, *Assistant Chief*
BEULAH WASHABAUGH, *Special Assistant*
MILTON D. LIBBERMAN, *Chief, Coordination and Research*

Decennial Operations Division—GLEN S. TAYLOR, *Chief*
Electronic Systems Division—ROBERT F. DRURY, *Chief*
Field Division—JEFFERSON D. MCPHKE, *Chief*
Geography Division—WILLIAM T. FAY, *Chief*
Population Division—HOWARD G. BRUNSMAN, *Chief*
Statistical Methods Division—JOSEPH STEINBERG, *Chief*

Library of Congress Card Number: A61-9347

SUGGESTED CITATION

U.S. Bureau of the Census. *U.S. Census of Housing: 1960. Vol. III, City Blocks.*
Series HC(3), No. 129.
U.S. Government Printing Office, Washington, D.C., 1961.

For sale by the Superintendent of Documents, U.S. Government Printing Office, Washington 25, D.C.
or any of the Field Offices of the Department of Commerce—Price 20 cents.

Table 2.—CHARACTERISTICS OF HOUSING UNITS, BY BLOCKS: 1960—Con.

["Total population" contains no persons in group quarters unless preceded by asterisk: one asterisk (*) denotes less than 10 percent; two asterisks (**), 10 percent or more]

Table with columns for 'Blocks within block numbering areas', 'Total population', 'All housing units by condition and plumbing' (Sound, Deteriorating, Dilapidated), and 'Occupied housing units' (Owner occupied, Renter occupied, Occupied by non-white, 1.01 or more persons per room).

City Block Characteristics

Table 2.—CHARACTERISTICS OF HOUSING UNITS, BY BLOCKS: 1960—Con.

["Total population" contains no persons in group quarters unless preceded by asterisk: one asterisk (*) denotes less than 10 percent; two asterisks (**), 10 percent or more]

Blocks within block numbering areas	Total population	All housing units by condition and plumbing									Occupied housing units							
		Sound					Deteriorating				Owner occupied			Renter occupied			Occupied by non-white	1.01 or more persons per room
		Total	With all plumbing facilities	Lacking some or all facilities	Total	With all plumbing facilities	Lacking some or all facilities		Dilapidated	Total	Average value (dollars)	Average number of rooms	Total	Average contract rent (dollars)	Average number of rooms			
							With flush toilet	No flush toilet										
255...	61	24	15	11	4	6	6	3	9	12500	5.3	12	60	3.2	...	2
256...	17	6	4	4	...	1	1	1	6	53	3.3	...	1
257...	13	10	10	4	6	1	6	43	2.2
258...	10
259...	32	15	9	8	1	...	6	6	3500	4.2	8	44	3.1	13	1
260...	18	4	8	8500	4.6	5	...	4.4	1	2
262...	44	14	14	14	14	7000	4.6	10	70	3.4
263...	62	25	23	23	...	2	2	12	12000	5.3	6	90	4.3	...	5
264...	72	18	18	18	13	10000	4.7	4	2
265...	53	18	18	18	15	11000	4.7	2	3
266...	56	17	17	17	...	1	1	13	12000	5.2	3	3
267...	58	17	16	16	11	11000	5.5
268...	42	13	13	12	1	14	10000	5.4	2	3
269...	66	16	16	16	...	2	2	10	12000	4.8	5	67	3.8	...	4
270...	56	16	14	14	...	2	2	13	13500	5.2	2	6
271...	71	15	14	14	1	32	17000	4.9	11
272...	146	34	34	34
273...	9	1	87	102	4.1	2	29
274...	357	100	100	100	9	18500	6.1	2
275...	35	11	11	11	...	1	1	10	12000	4.6	3
276...	42	14	13	13	...	2	2	11	7500	4.5	3	3
277...	50	15	13	13	11	9000	5.0	5	...	4.4	...	1
278...	50	16	16	16	...	1	1	11	10000	5.5	4	1
279...	45	17	16	16	15	10000	5.1	3	2
280...	58	18	18	18	15	9500	5.4	5	45	3.8	...	4
282...	70	24	22	22	...	2	1	9	9500	5.0	13	49	3.0	2	5
283...	65	24	22	22	5	...	6.2	9	40	2.1	4	1
284...	39	15	15	9	6	3	9	10000	6.2	7	32	3.4	11	2
285...	40	22	19	16	2	1	3	9	10000	6.2	7	32	3.4	11	2
286...	53	25	1	...	1	19	15	3	1	5	1	13	47	3.5	14	5
287...	28	24	1	1	...	11	6	4	1	12	7	6500	4.6	11	29	2.2	16	...
288...	1	1
289...	3	2
290...	38	9	9	9	7	2	...	1	3	15	55	3.7
292...	10	8	6	6	2
293...	110	65	65	65	8
294...	7	3	8	9500	5.4	11	63	4.3	...	2
295...	68	20	17	17	...	3	3	15	9500	4.9	4
296...	46	20	17	17	...	4	4	11	9500	5.4	2	1
297...	38	16	12	12	...	4	4	12	10000	4.8	7	64	3.9	...	3
298...	59	19	15	14	1	4	4	10	10000	4.6	13	66	3.5	...	2
299...	61	23	18	18	...	5	5	8	8500	4.1	20	63	3.4	...	5
300...	81	32	30	29	1	2	2	5	38	46	2.7	...	1
301...	80	50	46	45	1	4	4	7	39	1.7
304...	8	10	1	...	1	9	9	6
305...	14	4	3
306...	12	10	1	6	13	64	3.5	2	4
308...	60	25	20	20	...	5	5	10	10000	5.4	2	2
310...	40	13	12	10	2	1	1	9	11500	5.4	18	72	3.3	...	2
311...	71	29	19	19	...	6	6	15	9000	4.8	2	1
312...	49	19	9	9	...	4	4	14	14500	5.4	9	63	3.8	...	2
313...	70	24	20	20	...	10	10	16	10000	4.9	4	1
314...	68	22	12	12	...	6	6	25	9500	4.8	1	1
315...	87	27	18	18	...	2	2	6	17000	6.0	1	1
316...	25	8	5	5	...	4	4	7	14000	5.1	1
317...	24	9	5	5	...	4	4	2	13	94	4.0	...	1
318...	44	16	16	16	19	20000	5.5	1
319...	75	23	22	22	...	1	1	5	19500	6.4	1
320...	17	6	6	6	8	21000	5.5	2	1
321...	38	10	10	10
322...	6	2
323...	9	3	7	14000	6.9
324...	27	7	7	7	...	5	5
325...	25	12	7	7	10	8000	4.8	1
326...	57	18	12	12	...	6	6	10	13000	5.9
327...	49	13	11	11	...	2	2	16	9500	5.4	3
328...	77	23	6	6	...	16	15	1	...	1	10	75	3.5	...	1
329...	**63	19	14	14	...	5	5	8	14000	6.0	10	64	3.7	...	2
330...	41	16	14	14	...	2	2	9	10500	4.2	7	65	3.7
331...	45	15	12	12	...	2	2	1	9	11000	4.9	7	...	3.0	...	2
332...	95	38	35	35	...	3	3	8	13500	6.0	28	67	3.1	1	4
333...	18	9	9	9	1	7	101	4.6
334...	**37	1
335...	6	6	6	5	1
336...	9	2
337...	46	24	21	9	12	3	2	1	...	1	20	41	2.0	1	2
338...	31	29	1	...	1	28	3	25	29	34	1.1	1	2
339...	**38	32	12	2	10	20	1	19	...	1	28	31	1.4	1	1
340...	42	57	36	2	34	21	1	21	...	1	41	34	1.1
341...	32	50	50	1	49	32	23	1.1
342...	33	13	6	6	...	5	5	2	4	8	45	4.3	...	2
343...	41	15	15	15	3	12	51	3.5	1	1
344...	50	23	19	19	...	4	4	5	...						

Table 2.—CHARACTERISTICS OF HOUSING UNITS, BY BLOCKS: 1960—Con.

["Total population" contains no persons in group quarters unless preceded by asterisk; one asterisk (*) denotes less than 10 percent; two asterisks (**), 10 percent or more]

Table with 19 columns: Blocks within block numbering areas, Total population, and sub-categories for 'All housing units by condition and plumbing' (Sound, Deteriorating, Dilapidated) and 'Occupied housing units' (Owner occupied, Renter occupied, Occupied by non-white, 1.01 or more persons per room).

City Block Characteristics

Table 2.—CHARACTERISTICS OF HOUSING UNITS, BY BLOCKS: 1960—Con.

["Total population" contains no persons in group quarters unless preceded by asterisk (*); one asterisk (*) denotes less than 10 percent; two asterisks (**), 10 percent or more]

Blocks within block numbering areas	Total population	All housing units by condition and plumbing								Occupied housing units								
		Total	Sound			Deteriorating			Dilapidated	Owner occupied				Renter occupied				
			Total	With all plumbing facilities	Lacking some or all facilities	Total	With all plumbing facilities	Lacking some or all facilities		Total	Average value (dollars)	Average number of rooms	Total	Average contract (dollars)	Average number of rooms	Occupied by non-white	1.01 or more persons per room	
							With flush toilet	No flush toilet										
95...	26	11	3	3	8	8				3			8	53	2.8			2
96...	12	5	4		5	5				4			1					
98...	7	4			3	3							7	46	4.7			1
99...	38	19	12	12	4	4												2
100...	37	14	10	10	3	3				1	6	12000	6.7	6	51	4.2		1
101...	21	11	8	8	3	3						7500	4.5	5	50	3.4		
102...	61	20	17	17	1	1				2	10	8500	5.3	7	54	4.6		1
103...	29	6	3	3	3	3								2				2
104...	73	20	17	17	3	3				12	11000	5.3	7	58	5.1		3	
105...	48	14	12	12	2	2				7	8500	4.7	7	50	3.0		6	
106...	88	35	26	24	7	7			2	18	10000	5.0	15	53	3.9	1	2	
107...	71	36	35		1	1				12	11000	4.8	21	61	3.1		2	
108...	49	21	18	6	1	1			2	6	7000	4.2	13	41	2.4	1	3	
110...	26	9	5	5	4	2		1		5	8000	5.8	3				1	
111...	106	30	10	10	20	17		3		12	9500	5.0	14	53	3.6		6	
112...	49	18	10	10	7	7			1	7	14000	5.4	11	58	3.4	1		
113...	63	25	3	3	22	22				11	14000	5.2	13	49	3.1		4	
114...	46	19	11	11	8	8				9	19500	7.9	10	60	3.0		1	
115...	49	15	4	4	11	11				8	19500	7.8	6	62	4.5		1	
116...	48	24	24	21	3					15	10500	5.0	8	46	2.9			
117...	44	22	22	12	10					10	12000	5.4	11	29	1.9			
118...	38	15	15	15						14	12000	4.8	1				1	
119...	58	19	19	19						14	29000	6.1						
120...	35	11	11	11						9	26000	5.6					1	
121...	104	27	27	24	3					23	22000	5.9	3				4	
122...	58	26	26	26						11	11500	5.2	15	68	3.8			
123...	**81	13	13	13						9	12500	5.0	3				1	
124...	**56	1																
125...	47	12	10	10	2	2				9	10500	5.3	3				3	
126...	86	27	26	26	1	1				12	9500	5.5	14	59	4.1		4	
127...	52	13	10	10	2	2			1	7	7000	5.1	5	50	4.2		5	
129...	44	11	6	6	2	2			3	6		4.7	4				4	
130...	**32	11	5	5	6	5		1		5	8000	4.4	4					
131...	38	16	5	5	1	1			10	4			7	36	3.9		3	
132...	24	5	2	2	2	2			1	2			3				1	
133...	8	2																
134...	1																	
135...	22	8	6	6	1	1			1	4			3				1	
136...	60	18	10	10	4	4			4	9	9000	5.2	5	36	4.2		2	
137...	22	13	5	5	4	4			4	4			3				1	
139...	17	5	4	4	1	1				5	7000	4.4					1	
140...	121	83	81	80	1	1			1	18	8500	4.4	39	51	2.2	2	9	
142...	**79	9	9	9						3			6	53	3.8		1	
143...	63	28	26	26	2			2		11	11500	4.9	15	55	3.1		2	
144...	29	7	7	7						7	21000	6.2	1					
145...	111	28	28	28						20	18500	6.5	6	82	2.8	1	4	
146...	87	23	23	22	1					19	23000	6.2	4				3	
147...	146	41	41	39	2					33	20000	6.8	8	36	1.5		3	
148...	**507	43	42	42	1	1				19	17500	5.7	24	58	2.3	1	8	
149...	43	16	16	16									16	39	2.4		5	
150...	38	14	13	13	1	1				4			9	57	3.4		1	
152...	34	12	10	10	2	2				8	10000	5.5	4					
154...	6	3																
155...	11	5	3	3	1	1				2			2					
156...	22	7	2	2	3	3			2	1			5	19	3.6		2	
158...	36	8	3	3	2	2				4			3				1	
159...	58	19	16	16	3	3				11	8500	4.8	6	53	4.2	1	4	
160...	72	24	23	23	1					8		5.1	15	78	3.7		3	
161...	**230	18	2	2	16	16							18	46	2.1		9	
163...	27	8	8	8						3			5	56	4.4		1	
164...	80	32	32	32						4			28	66	2.8	2	6	
165...	63	18	12	12	6	2		4		13	10500	5.2	5	52	2.8		3	
166...	49	12	11	11	1	1				11	8500	4.5				1		
169...	57	11	7	6	3	2			1	5	7000	3.6	6	42	5.3		4	
170...	4																	
171...	37	12	9	9	1	1			2	8	6500	4.3	3				3	
172...	44	16	15	15	1	1				9	8000	5.1	6	43	3.7		1	
173...	54	20	19	19	1	1				6	12500	4.7	14	72	2.8	1	4	
174...	75	31	30	30	1					2			28	84	3.2		4	
175...	44	18	18	18						10	13000	5.5	5				1	
176...	46	16	13	13	3	2		1		11	8000	5.3	1			1	2	
177...	38	13	6	6	4	4			3	9	7000	5.3	2				3	
178...	46	13	11	11	2	2				8	10500	5.6	3				4	
179...	43	11	8	8	3	3				8	10500	5.5	3				1	
180...	32	16	16	16						5	11000	4.8	10	65	3.0		1	
182...	32	9	6	6	3	3				5		5.4	4			1	2	
183...	94	34	33	29	4	1				21	11000	4.3	10	57	3.3		5	
184...	70	23	20	20	2	2			1	18	9500	5.2	5	65	3.4		1	
185...	71	20	14	14	5	5			1	15	9500	4.8	4				5	
186...	128	34	32	32	2	2				28	12000	5.3	5	76	5.0		4	
187...	23	9	9	9						8	11000	4.4	1					
188...	165	66	48	43	18	13		1	4	21	21000	4.2	28	34	2.8		14	
189...	24	7	6	6						6	24000	6.5					1	
190...	159	65	39	39	26	26				31	12500	4.5	17	56	3.6	1	8	
192...	14	2																
196...	163	56	56	56						27	9500	4.8	15	68	4.3		7	
197...	46	15	11	11	2	2				9	5500	4.4	3				1	

Table 2.—CHARACTERISTICS OF HOUSING UNITS, BY BLOCKS: 1960—Con.

["Total population" contains no persons in group quarters unless preceded by asterisk; one asterisk (*) denotes less than 10 percent; two asterisks (**), 10 percent or more]

Blocks within block numbering areas	Total population	All housing units by condition and plumbing								Occupied housing units								
		Total	Sound			Deteriorating			Dilapidated	Owner occupied			Renter occupied			Occupied by non-white	1.01 or more persons per room	
			Total	With all plumbing facilities	Lacking some or all facilities	Total	With all plumbing facilities	Lacking some or all facilities		Total	Average value (dollars)	Average number of rooms	Total	Average contract rent (dollars)	Average number of rooms			
								With flush toilet										No flush toilet
198..*	18	4	***	***	***	***	***	***	***	***	***	***	***	***	***	***	***	2
199..*	29	6	6	6	***	***	***	***	***	5	11000	5.2	1	***	***	***	***	7
200..*	57	15	14	12	2	1	***	1	***	11	7000	4.1	1	***	***	***	***	5
201..*	8	4	***	***	***	4	***	***	1	***	***	***	2	***	***	***	***	5
202..*	55	10	5	5	***	4	***	4	***	8	8000	4.6	2	***	***	***	***	5
204..*	65	20	20	20	***	***	***	***	***	20	***	3.5	***	***	***	***	***	5