

U.S. CENSUS OF HOUSING: 1960

Series HC(3)-136

CITY BLOCKS

East St. Louis, III.

Prepared under the supervision of
WAYNE F. DAUGHERTY, Chief
Housing Division




U.S. DEPARTMENT OF COMMERCE

Luther H. Hodges, Secretary

BUREAU OF THE CENSUS

Richard M. Scammon, Director (From May 1, 1961)

Robert W. Burgess, Director (To March 3, 1961)





BUREAU OF THE CENSUS

RICHARD M. SCAMMON, *Director* (From May 1, 1961)

ROBERT W. BURGESS, *Director* (To March 3, 1961)

A. ROSS ECKLER, *Deputy Director*

HOWARD C. GRIEVES, *Assistant Director*

CONRAD TABUBER, *Assistant Director*

MORRIS H. HANSEN, *Assistant Director for Statistical Standards*

CHARLES B. LAWRENCE, JR., *Assistant Director for Operations*

WALTER L. KEHRES, *Assistant Director for Administration*

CALVERT L. DEDRICK, *Chief, International Statistical Programs Office*

A. W. VON STRUVE, *Acting Public Information Officer*

Housing Division—

WAYNE F. DAUGHERTY, *Chief*

DANIEL B. RATHBUN, *Assistant Chief*

BEULAH WASHBAUGH, *Special Assistant*

MILTON D. LIBBERMAN, *Chief, Coordination and Research*

Decennial Operations Division—GLEN S. TAYLOR, *Chief*

Electronic Systems Division—ROBERT F. DRURY, *Chief*

Field Division—JEFFERSON D. MCPHIBB, *Chief*

Geography Division—WILLIAM T. FAY, *Chief*

Population Division—HOWARD G. BRUNSMAN, *Chief*

Statistical Methods Division—JOSEPH STEINBERG, *Chief*

Library of Congress Card Number: A61-9347

SUGGESTED CITATION

U.S. Bureau of the Census. *U.S. Census of Housing: 1960. Vol. III, City Blocks.*
Series HC(3), No. 136.

U.S. Government Printing Office, Washington, D.C., 1961.

For sale by the Superintendent of Documents, U.S. Government Printing Office, Washington 25, D.C.
or any of the Field Offices of the Department of Commerce—Price 25 cents.

Table 1.—CHARACTERISTICS OF HOUSING UNITS, FOR THE CITY: 1960

Subject	Number	Percent	Subject	Number	Percent
All housing units.....	25,919	100.0	Occupied housing units—Con.		
CONDITION AND PLUMBING			COLOR		
Sound.....	16,699	64.4	White.....	14,795	59.3
With all plumbing facilities.....	14,562	56.2	Nonwhite.....	10,163	40.7
Lacking some or all facilities.....	2,137	8.2	PERSONS PER ROOM		
Deteriorating.....	6,700	25.8	1.00 or less.....	20,300	81.3
With all plumbing facilities.....	3,071	11.8	1.01 or more.....	4,658	18.7
Lacking some or all facilities.....	3,629	14.0	AVERAGE NUMBER OF ROOMS		
With flush toilet.....	2,730	10.5	Owner occupied.....	4.8	...
No flush toilet.....	899	3.5	Renter occupied.....	3.5	...
Dilapidated.....	2,520	9.7	VALUE AND RENT		
Occupied housing units.....	24,958	100.0	Average value.....dollars.....	8,000	...
TENURE			Average contract rent.....dollars.....	46	...
Owner occupied.....	13,634	54.6			
Renter occupied.....	11,324	45.4			

NOTE.—On the map for East St. Louis approximately 1,100 blocks are identified.

Table 2.—CHARACTERISTICS OF HOUSING UNITS, BY BLOCKS: 1960

["Total population" contains no persons in group quarters unless preceded by asterisk; one asterisk (*) denotes less than 10 percent; two asterisks (**), 10 percent or more]

Blocks within census tracts	Total population	All housing units by condition and plumbing									Occupied housing units							
		Total	Sound			Deteriorating			Dilapidated	Owner occupied			Renter occupied			Occupied by non-white	1.01 or more persons per room	
			Total	With all plumbing facilities	Lacking some or all facilities	Total	With all plumbing facilities	Lacking some or all facilities		Total	Average value (dollars)	Average number of rooms	Total	Average contract rent (dollars)	Average number of rooms			
ES-2.....	**409	169	55	23	32	77	3	38	36	37	26	5000	5.2	139	24	2.4	120	22
8....	75	34	3	1	2	20	1	4	15	11	7	6000	5.0	26	20	2.9	32	4
15....	38	15	13	12	1	1	1	1	2	13	38	3.0	2	...
17....	**14
23....	36	17	11
24....	**31	9	5	2	3	3	...	1	1	3	5	...	6.2	12	39	1.7	7	3
32....	17	9	5	2	3	3	...	1	2	1	3	5	29	2.8	7	2
33....	27	17	4	1	1	7	...	7	9	24	2.0	8	2
35....	**4	8	...	8	...	5	1	16	20	1.5	16	2
37....	**11
38....	**25	15	9	...	9	6	...	6	15	27	1.4	1	1
40....	1	1
41....	*72	30	2	...	2	18	1	4	13	10	5	6000	5.8	23	19	2.8	28	4
42....	3	1
43....	**32	8	4	4	4	1	7	13	3.9	8	2
46....	7	3
47....	16	9	1	...	1	7	...	7	...	1	9	24	1.9	8	1
ES-3.....	*9006	3000	1786	1516	270	911	430	449	32	303	1191	6000	4.7	1662	43	3.5	677	561
2....	110	34	7	2	5	21	1	19	1	6	14	3500	3.4	20	27	3.2	34	10
3....	34	9	4	2	2	5	3	1	1	...	8	5000	5.9	1	9	1
4....	24	4
5....	33	8	1	3	5	25	3.2	8	3
6....	22	7	1	6	...	6	3	4	7	1
9....	**159	77	5	4	1	58	10	45	3	14	4	64	36	2.2	11	7
11....	66	15	4	11	2	8	1	...	7	6000	4.3	8	29	3.3	15	6
12....	187	49	15	13	2	32	5	26	1	2	16	4500	4.4	33	28	3.3	48	16
13....	187	57	30	20	10	24	3	20	1	3	28	5000	4.4	29	30	3.2	56	15
14....	199	66	16	7	9	44	10	32	2	6	23	4000	4.6	41	29	3.5	64	15
15....	207	65	32	23	9	28	7	17	4	5	38	4000	3.9	24	29	3.2	62	17
16....	178	49	15	9	6	34	6	28	19	4000	4.4	30	28	3.3	48	17
17....	2	1
19....	57	19	1	...	1	15	7	8	...	3	12	3500	4.1	6	27	3.5	7	3
20....	47	15	2	...	2	11	...	11	...	2	15	24	3.1	10	5
21....	87	28	14	10	4	13	3	9	1	1	11	5000	4.3	16	27	3.1	26	8
22....	130	41	12	4	8	28	6	18	4	1	16	4000	3.7	25	28	3.2	40	8
25....	56	24	13	13	...	8	5	...	3	3	11	4000	3.3	10	48	3.2	2	4
26....	137	40	1	...	1	16	11	5	...	23	14	4000	4.9	25	32	3.3	12	9
30....	3	1
31....	145	50	5	5	...	34	16	18	...	11	2	44	40	3.3	7	10
32....	145	56	8	6	2	7	2	5	...	41	8	...	4.8	47	38	2.7	8	11
33....	42	30	29	4	25	1	...	1	29	29	1.7	...	2
34....	329	107	107	104	3	1	106	45	3.8	54	17
35....	317	80	80	80	3	75	44	4.1	34	28
36....	235	73	73	71	2	2	71	39	3.9	32	14
37....	116	36	21	18	3	15	10	5	18	6500	4.9	18	74	3.1	2	9
38....	81	48	22	17	5	13	10	3	...	13	10	7000	6.0	27	43	3.1	...	3
39....	142	43	27	26	1	16	12	4	15	7000	5.7	26	53	4.1	...	8
40....	128	47	22	21	1	21	15	6	...	4	20	6000	4.8	24	45	3.5	...	7
41....	132	48	14	12	2	19	8	11	...	15	16	7500	5.3	32	48	3.1	...	9
42....	*121	37	10	10	...	16	12	4	...	11	13	5500	4.5	24	46	3.5	...	6
43....	119	41	25	25	...	15	10	5	...	1	15	12500	6.3	26	51	3.8	1	5

City Block Characteristics

Table 2.—CHARACTERISTICS OF HOUSING UNITS, BY BLOCKS, 1960—Con.

["Total population" contains no persons in group quarters unless preceded by asterisk; one asterisk (*) denotes less than 10 percent; two asterisks (**), 10 percent or more]

Blocks within census tracts	Total population	All housing units by condition and plumbing									Occupied housing units							
		Total	Sound			Deteriorating			Dilapidated	Owner occupied			Renter occupied			Occupied by non-white	100 or more persons per block	
			Total	With all plumbing facilities	Lacking some or all facilities	Total	With all plumbing facilities	Lacking some or all facilities		Total	Average value (dollars)	Average number of rooms	Total	Average contract rent (dollars)	Average number of rooms			
44...	*177	45	21	14	7	9	9	15	15	8000	5.3	30	49	3.7	1	11
45...	97	40	9	9	...	27	26	1	...	4	12	6500	6.7	17	40	4.9	...	3
46...	133	50	34	28	6	9	8	1	...	7	20	7000	5.1	28	53	3.4
47...	30	9	8	8	...	1	1	2	7	39	4.6
48...	**11	3
49...	62	16	14	14	...	2	1	1	8	6000	4.5	6	39	4.8
50...	40	13	3	3	...	10	6	4	8	5000	3.9	5	...	3.4
51...	34	12	10	9	1	2	1	1	8	7000	4.5	4
54...	53	22	20	18	2	2	12	5500	4.1	8	43	3.0
55...	41	22	17	14	3	4	3	1	...	1	10	9000	3.7	9	54	2.9
56...	133	44	25	22	3	18	15	3	...	1	23	5000	4.4	21	43	3.2	...	13
57...	176	53	38	34	3	1	15	20	5500	5.0	30	46	3.8	...	14
58...	74	22	17	13	4	4	1	3	...	1	15	6000	5.1	7	...	3.7
59...	42	20	20	18	2	12	5000	4.2	6	57	3.9
60...	36	10	10	10	12	...	5.8	3
61...	**53	29	28	12	16	3	25	46	2.1
62...	**117	31	31	25	6	9	11000	6.6	21	55	3.5
63...	26	9	9	9	4	5	47	2.6
64...	181	57	10	10	...	20	13	7	...	27	25	4500	4.0	22	30	3.5	18	...
65...	92	32	1	1	...	27	16	11	...	4	16	5000	3.9	13	53	3.8
66...	103	37	18	17	1	14	9	4	1	5	25	4500	4.0	12	42	3.6
67...	128	41	26	24	2	4	3	1	...	11	19	5500	4.7	20	40	3.4
68...	65	27	27	24	3	16	5000	3.9	9	42	4.0
69...	58	21	20	19	1	1	15	6000	4.4	5	43	3.4
70...	76	21	19	16	3	1	...	1	...	1	15	5500	4.4	4
71...	93	32	27	25	2	1	...	1	...	1	14	5000	4.4	16	41	3.9	1	...
72...	131	48	40	33	7	6	6	3	...	2	26	6000	4.3	21	54	4.1
73...	64	22	17	15	2	4	3	1	...	1	12	8000	5.4	10	47	4.4
74...	97	40	29	25	4	11	6	5	22	6500	4.8	18	49	3.3
75...	31	10	9	6	3	1	...	1	7	5000	3.7	3
76...	**68	10	10	10	4	5	74	4.6
77...	63	23	21	21	...	2	2	2	6	...	6.0	15	55	3.9
78...	76	30	28	23	5	2	2	15	15000	5.5	13	58	3.0
79...	20	4
80...	74	21	8	8	...	7	2	5	...	6	11	7000	4.7	8	36	3.5
81...	81	30	17	16	1	13	11	2	21	8000	5.2	8	51	3.8
82...	100	37	29	27	2	7	7	1	23	7500	5.0	14	51	3.9
83...	135	41	29	28	1	9	8	1	...	3	23	7000	4.6	18	56	4.0
84...	91	26	26	26	22	5000	4.4	3
85...	33	11	11	11	10	6000	4.4	1
86...	70	26	17	14	3	8	6	2	...	1	17	4000	3.9	8	33	4.3
87...	13	3
88...	46	15	11	11	...	4	...	4	3	8	60	4.1
89...	94	32	24	22	2	8	6	2	13	9000	5.1	16	50	3.9
90...	92	39	25	22	3	13	8	4	1	1	16	8500	5.2	21	58	3.3
91...	34	9	8	8	...	1	...	1	8	6500	5.0	1
92...	**6	1
93...	21	11	7	6	1	1	...	1	...	3	3	6	36	3.8
94...	87	29	25	18	7	4	2	2	15	6500	5.4	9	53	4.3	1	...
95...	157	55	40	24	16	14	4	10	...	1	15	7500	5.1	37	49	2.9	1	13
96...	130	48	36	32	4	11	6	5	...	1	21	6000	5.1	22	53	3.9	...	7
97...	24	10	10	10	6	5500	4.7	3
98...	52	16	15	15	...	1	1	8	3500	4.0	7	53	3.6
99...	36	15	15	14	1	10	6500	4.2	4
100...	...	1
101...	11	4
102...	25	8	6	6	...	2	1	1	6	4000	4.0	2
103...	78	27	13	9	4	11	6	5	...	3	17	3500	4.1	7	31	4.1
104...	147	40	13	13	...	23	8	15	...	4	19	6500	5.1	19	40	3.7	14	...
105...	31	11	11	10	1	8	6000	4.0	3
106...	32	12	12	8	4	8	5500	3.8	4
107...	26	12	11	10	1	1	1	7	7500	4.9	3
108...	78	23	22	14	8	1	1	14	5000	4.6	9	56	3.7
109...	9	3
110...	44	16	15	6	9	1	...	1	11	4000	3.5	4
111...	95	37	37	33	4	19	6000	4.8	18	50	3.7
112...	82	25	25	23	2	10	11500	5.2	14	55	4.1
113...	34	11	11	9	2	6	...	4.3	5	47	3.4
114...	73	20	20	16	4	7	6000	5.1	11	40	3.8
116...	16	6	6	6	4	2
119...	7	4
120...	47	12	9	7	2	3	3	8	4000	4.3	4	12	...
121...	11	7	2	1	1	3	4	7	...
122...	52	16	1	1	...	10	3	4	3	5	5	...	5.6	11	33	2.4	9	...
123...	38	11	7	5	2	...	4	11	36	4.1	11	...
124...	12	3
125...	6	2
126...	18	4
ES-4	5450	1722	1437	1375	62	240	183	51	6	45	1165	8000	4.9	521	62	4.1	1	196
1	50	12	5	5	...	6	4	2	...	1	9	5000	4.6	3	6
2	25	7	3	3	...	3	2	1	...	1	7	6000	4.4	2
3	31	11	2	2	...	4	4	5	8	3500	4.1	2	2
10	61	21	16	12	4	4	1	2	1	1	14	6000	4.4	4
12	70	22	16	16	...	6	2	4	17	5000	4.1	5	44	4.0
13	26	9	3	5	82	4.2
16	110	35	35	35	16	6000	4.7	18	42	3.7

Table 2.—CHARACTERISTICS OF HOUSING UNITS, BY BLOCKS: 1960—Con.

["Total population" contains no persons in group quarters unless preceded by asterisk; one asterisk (*) denotes less than 10 percent; two asterisks (**), 10 percent or more]

Blocks within census tracts	Total population	All housing units by condition and plumbing								Occupied housing units								
		Total	Sound			Total	Deteriorating			Dilapidated	Owner occupied			Renter occupied			Occupied by non-white	1.01 or more persons per room
			Total	With all plumbing facilities	Lacking some or all facilities		With all plumbing facilities	With flush toilet	No flush toilet		Total	Average value (dollars)	Average number of rooms	Total	Average contract rent (dollars)	Average number of rooms		
17...	184	57	57	54	3	43	6000	4.5	13	51	3.7	...	8
18...	168	58	58	52	6	36	6000	4.9	19	50	3.9	...	5
19...	151	42	30	30	...	12	11	1	34	7500	4.8	7	64	4.7	...	5
20...	182	49	35	32	3	14	13	1	37	6500	5.1	12	55	4.1	...	12
21...	118	38	32	30	2	6	4	2	29	7000	4.8	9	52	4.4	...	2
26...	53	16	13	13	...	2	2	1	15	9000	5.9	1	1	
27...	79	23	20	17	3	2	2	1	18	9500	5.1	5	79	5.0	...	1
29...	119	37	30	30	...	7	7	30	7500	5.1	7	59	4.6	...	4
30...	101	36	32	32	...	4	4	28	8000	5.1	6	...	4.3	...	3
32...	69	28	23	23	...	5	5	15	8500	5.7	11	79	4.6
33...	71	22	19	17	2	3	3	16	8500	4.8	6	...	4.3	...	2
34...	76	23	15	15	...	8	8	15	10000	5.9	8	71	4.4	...	1
35...	102	32	28	26	2	4	3	1	24	9000	5.2	8	61	3.9	...	2
37...	68	29	22	22	...	7	2	5	16	7500	4.9	12	56	3.7
38...	69	27	25	24	2	1	1	20	8000	5.0	4	3
39...	98	42	40	35	5	2	1	1	29	7000	4.8	12	50	3.3	...	2
40...	28	9	8	7	1	1	1	...	6	...	4.8	3	1
42...	51	16	12	12	...	4	2	2	11	6500	4.5	5	40	3.6	...	2
43...	19	9	7	5	2	1	1	5	4500	3.8	3
46...	85	29	21	21	...	8	7	1	20	7000	4.5	8	59	3.4	...	6
47...	114	44	40	37	3	4	4	22	10000	5.0	22	72	4.0	...	4
48...	384	106	106	106	3	102	59	4.5	...	19
49...	62	16	13	13	...	1	1	2	11	13000	5.4	4	3
50...	66	20	20	20	19	14500	5.6	1	1
51...	78	26	26	26	18	9500	5.3	8	74	4.9
52...	100	37	31	31	...	6	6	18	11000	5.8	17	77	4.1
53...	52	16	16	16	14	9500	4.9	2	1
54...	105	35	34	34	1	30	11000	5.0	4
55...	95	26	24	23	1	2	1	1	22	10000	5.8	4	2
56...	94	27	23	23	...	3	3	1	22	8500	5.0	5	355	4.4	...	3
57...	65	20	16	16	...	4	4	17	7500	4.8	3
58...	79	26	24	23	1	2	2	19	6500	4.8	7	51	4.3	...	2
59...	191	56	44	44	...	12	5	6	1	...	34	6500	4.8	20	46	3.5	...	12
60...	120	32	31	28	3	1	1	27	5000	4.6	5	52	4.0	...	8
65...	89	23	10	8	2	13	4	9	9	5500	4.8	12	47	4.1	...	6
66...	61	19	19	19	15	8500	5.2	4	2
67...	52	15	13	10	3	1	1	1	...	1	11	9000	4.8	4	1
68...	76	24	22	22	...	2	2	1	15	8500	4.9	9	58	4.3	...	1
69...	103	28	22	19	3	6	5	1	23	6500	4.8	5	73	5.4	...	1
70...	101	38	37	36	1	1	1	25	9500	4.9	12	80	3.6	...	2
71...	53	18	17	17	...	1	1	15	8500	4.6	3
74...	41	14	11	11	...	3	1	1	1	...	12	8500	5.0	2	1
76...	35	14	8	8	...	2	2	11	7000	3.9	3
77...	45	17	12	12	...	3	2	1	9	6000	3.9	8	46	4.0	...	1
78...	61	19	10	9	1	6	5	1	17	7000	4.5	2	5
79...	118	34	22	22	...	7	7	25	8500	4.8	9	50	3.9	...	5
80...	124	45	28	27	1	10	10	33	7000	4.2	10	55	3.9	...	2
81...	83	22	12	12	...	7	6	1	19	7000	4.4	3	6
84...	6	3
85...	33	11	8	6	2	3	1	1	1	...	7	4500	4.1	4	3
86...	89	23	20	16	4	3	...	2	1	...	16	6000	4.9	5	...	3.8	...	5
87...	35	12	9	9	...	3	3	10	9500	4.7	2	1
88...	34	11	7	7	...	4	3	1	9	7500	4.7	2	1
92...	139	44	42	42	...	2	2	35	9000	4.9	9	68	3.9	...	3
95...	71	20	19	19	...	1	1	16	11500	5.3	4	1
97...	27	11	5	5	...	4	4	2	6	6000	4.2	5	2
98...	63	17	10	10	...	5	5	15	7500	4.5	2	4
99...	42	14	9	9	...	3	3	2	12	6000	4.6	2
ES-5...	*5234	1523	1341	1331	10	147	133	14	...	35	987	9500	5.2	516	59	4.4	...	172
1...	6	3
7...	35	10	4	4	...	4	3	1	...	2	9	4000	3.4	4
9...	13	5	3	3	...	2	2	5	7500	5.6
10...	65	17	7	7	...	6	6	4	14	6000	4.2	3	4
11...	10	3
12...	35	8	5	4	1	...	3	7	4000	4.3	1	4
14...	16	5	2	2	...	3	3	3	2
15...	29	9	4	4	...	4	4	1	6	6000	4.5	3	1
17...	45	19	8	8	...	11	10	1	13	7000	4.5	6	49	4.2
18...	102	30	13	13	...	17	15	2	20	7500	5.3	10	56	4.2	...	3
19...	132	28	10	10	...	13	12	1	...	5	21	6500	5.4	7	59	4.4	...	7
22...	30	10	8	8	...	2	4	6	7500	5.3	2	1
23...	80	25	21	21	...	4	4	22	6500	4.9	3	1
24...	46	12	6	6	...	3	3	3	6	7500	4.5	6	62	3.7	...	3
25...	88	24	19	19	...	5	5	12	7000	4.8	11	117	3.6	...	6
26...	89	26	19	18	1	7	7	20	6500	5.5	6	60	3.8	...	1
28...	37	12	12	9	3	9	8000	6.1	3	1
29...	48	10	6	6	...	4	3	1	7	9000	6.1	3	2
30...	57	15	8	8	...	6	6	1	10	4500	4.5	4	1
31...	64	25	21	21	...	3	3	1	20	7500	5.7	3	1
32...	81	23	23	23	21	11000	5.8	2	3
34...	61	23	20	19	1	3	3	20	7500	4.6	3	1
35...	80	19	14	14	...	5	4	1	16	9000	5.5	3	4
36...	61	18	18	17	1	17	10000	5.2	1	1
37...	77	21	19	19	...	2	2	19	9000	5.1	2	1
38...	37	13	13	13	12	7000	4.8	1
39...	34	13	12	12	...	1	...	1	11	7500	5.0	1	1

City Block Characteristics

Table 2.—CHARACTERISTICS OF HOUSING UNITS, BY BLOCKS: 1960—Con.

["Total population" contains no persons in group quarters unless preceded by asterisk; one asterisk (*) denotes less than 10 percent; two asterisks (**), 10 percent or more]

Blocks within census tracts	Total population	All housing units by condition and plumbing									Occupied housing units							
		Total	Sound			Deteriorating			Dilapidated	Owner occupied			Renter occupied			1.01 or more persons per room		
			Total	With all plumbing facilities	Lacking some or all facilities	Total	With all plumbing facilities	Lacking some or all facilities		Total	Average value (dollars)	Average number of rooms	Total	Average contract rent (dollars)	Average number of rooms		Occupied by non-white	
							With flush toilet	No flush toilet										
40...	29	9	7	7	...	2	2	6	11500	5.3	3	1
41...	60	21	21	21	17	10000	5.8	4
42...	75	26	25	22	3	1	1	16	14000	5.9	10	58	3.7
43...	60	18	18	18	14	14500	6.7	4	1
44...	55	18	16	16	...	2	2	9	13000	5.7	8	81	4.8	...	1
45...	68	17	17	17	16	12000	5.8	1
47...	61	19	17	17	2	...	17	9500	5.1	2	4
48...	55	16	15	15	...	1	1	15	10000	5.4	1
51...	**31	9	9	9	8	8500	4.9	1
52...	154	54	53	53	...	1	1	46	11000	5.3	8	78	5.3	...	2
53...	134	38	37	37	...	1	1	32	9500	5.3	6	...	4.2	...	5
58...	57	20	20	20	17	14500	5.8	3
63...	28	9	9	9	6	...	4.5	3
64...	30	8	8	8	6	10000	5.0	2	1
65...	89	28	28	28	22	11000	5.2	5	...	4.8	...	3
66...	67	16	16	16	14	10500	5.3	2	5
67...	30	9	9	9	8	7000	4.8	1	1
68...	82	27	27	27	25	10000	5.1	2	1
69...	117	31	31	30	1	27	9000	4.6	3	7
70...	113	29	29	29	26	10000	4.5	2	5
71...	1267	325	325	325	26	11000	4.7	298	49	4.5	...	59
72...	58	18	18	18	16	8500	4.1	2	2
73...	34	9	9	9	7	9000	4.4	2	1
74...	12	4
75...	15	4
76...	7	2
78...	35	7	3	3	...	4	...	4	3	5
79...	12	3
80...	101	32	6	6	...	23	18	5	3	...	26	5500	4.6	6	48	4.5	...	4
81...	1	1
82...	15	6	5	5	1	...	4	1
83...	222	62	61	61	...	1	1	48	9500	5.9	11	69	3.6	...	8
84...	103	35	35	35	30	9000	5.5	5	68	4.8
85...	117	39	39	39	32	11000	5.4	7	67	5.4
86...	125	43	43	43	34	14000	5.5	9	69	4.0	...	2
87...	143	46	46	46	39	14000	6.0	6	85	4.2	...	1
88...	114	39	39	39	33	13500	5.6	4	1
ES-6....	*4798	1963	1665	1250	415	239	148	91	59	713	8000	5.3	1160	58	3.1	4	220	
1...	69	31	14	12	2	16	8	8	1	11	6500	4.5	17	56	3.5	...	2	
2...	180	71	65	39	26	6	2	4	...	20	8000	4.8	47	58	2.8	...	12	
4...	113	80	80	14	66	7	5000	4.9	70	82	1.4	...	9	
5...	33	13	13	10	3	2	11	63	3.5	...	1	
6...	28	15	15	9	6	5	...	4.6	10	42	3.3	...	7	
7...	170	78	75	51	24	3	...	3	...	22	11000	7.2	53	53	2.5	...	1	
8...	131	67	61	6	15	11000	6.3	51	57	3.4	...	2	
9...	84	32	21	11	10	11	2	9	...	10	10500	5.8	21	51	2.9	...	5	
10...	177	55	40	27	13	15	11	4	...	18	8500	4.8	32	54	4.2	...	10	
11...	72	36	35	14	21	1	1	10	8500	5.4	26	59	2.7	...	3	
12...	168	85	85	47	38	24	9000	5.3	59	54	2.6	...	4	
14...	31	15	15	12	3	2	9	49	3.6	...	3	
15...	26	11	11	6	5	1	10	56	3.2	...	1	
16...	36	14	14	13	1	2	11	38	3.4	...	3	
17...	237	94	86	72	14	5	...	5	3	29	9000	5.0	64	59	3.4	...	6	
18...	205	74	59	40	19	11	9	2	...	4	23	8500	5.6	49	72	3.7	1	11
19...	69	38	38	23	15	11	10500	5.0	26	47	3.0	...	2	
20...	59	21	21	21	6	15500	6.8	15	47	4.2	...	1	
21...	136	69	29	22	7	33	19	14	7	21	10500	4.9	43	48	2.9	...	5	
22...	109	41	27	25	2	14	9	5	...	14	8500	5.4	24	63	3.8	...	1	
24...	*72	27	27	25	2	12	8500	5.3	13	56	3.8	...	2	
25...	*206	75	70	49	21	5	1	4	...	16	8500	4.2	59	52	3.4	...	15	
26...	*143	48	48	41	7	29	11500	6.6	19	58	3.9	1	1	
27...	73	26	26	20	6	4	22	62	3.5	1	4	
28...	107	42	6	6	...	29	22	7	7	20	6000	5.0	14	54	3.4	...	7	
29...	179	61	22	22	...	28	23	5	11	19	5000	4.3	38	47	3.5	...	13	
31...	192	78	75	52	23	3	43	9000	5.4	32	88	2.4	...	9	
32...	71	48	48	47	1	7	8500	5.7	40	54	1.6	...	1	
33...	33	11	11	11	4	6	52	5.2	
34...	71	26	26	26	17	5000	4.0	6	48	4.0	...	4	
35...	24	10	10	10	6	5500	4.7	4	1	
36...	79	26	26	26	20	8000	5.5	6	...	2.3	...	4	
37...	57	20	19	19	...	1	1	12	5500	5.3	8	39	3.5	...	1	
38...	30	11	5	4	1	1	1	...	5	4	4	3	
39...	42	17	17	9	8	8	6500	6.1	9	38	4.2	...	2	
40...	63	23	23	20	3	13	5500	4.3	9	57	4.0	...	2	
41...	32	19	19	15	4	7	6500	5.1	12	56	2.3	...	1	
42...	118	64	64	54	10	16	12000	4.7	46	56	3.3	1	3	
43...	129	46	45	42	3	1	1	33	8000	5.5	11	56	4.3	...	7	
44...	134	46	41	33	8	5	2	3	...	23	7000	5.5	21	62	3.9	...	6	
45...	52	21	20	17	3	1	1	12	8500	5.7	5	57	4.0	...	2	
46...	177	61	51	33	18	5	...	5	...	12	7000	4.3	39	67	3.3	...	17	
47...	47	18	10	9	1	6	6	13	5000	4.0	5	...	3.4	...	4	
48...	62	25	12	10	2	11	4	7	2	15	5500	4.3	7	31	3.7	...	3	
49...	78	30	26	22	4	4	4	18	7500	5.3	11	57	4.2	...	4	
50...	52	19	18	18	...	1	1	17	8000	5.9	2	
51...	50	18	17	17	...	1	1	15	7000	5.1	3	
52...	73	43	22	17	5	14	10	4	7	5	...	4.4	37	64	3.0	...	1	

Table 2.—CHARACTERISTICS OF HOUSING UNITS, BY BLOCKS: 1960—Con.

["Total population" contains no persons in group quarters unless preceded by asterisk; one asterisk (*) denotes less than 10 percent; two asterisks (**), 10 percent or more]

Blocks within census tracts	Total population	All housing units by condition and plumbing									Occupied housing units								
		Total	Sound			Deteriorating			Dilapidated	Owner occupied			Renter occupied			Occupied by non-white	1.01 or more persons per room		
			Total	With all plumbing facilities	Lacking some or all facilities	Total	With all plumbing facilities	Lacking some or all facilities		Total	Average value (dollars)	Average number of rooms	Total	Average contract rent (dollars)	Average number of rooms				
53...	8
54...	79	21	17	13	4	4	4	14	8000	6.3	7	71	3.6	4
55...	40	14	14	14	9	7500	5.2	5	69	4.8	1
56...	35	11	11	11	8	6500	5.0	3	2
57...	57	15	6	6	...	4	2	2	...	5	8	5500	4.4	7	44	4.0	6
ES-7...	**534	214	95	82	13	90	51	39	...	29	24	8500	6.3	184	50	3.0	17	22	
1...	**48	16	11	4	7	5	4	1	2	12	47	3.5	1
2...	**16
3...	20	12	5	5	...	7	2	3	1	10	38	3.3	1
4...	14	10	2	2	...	7	2	5	10	29	2.7
5...	35	28	28	28	28	101	1.4	2
6...	6	4
8...	3	2
10...	**49	13	6	4	2	...	7	1	12	42	4.5	4	3	
11...	**61	13	5	5	...	6	5	1	...	2	13	42	3.2	2
12...	**50	21	13	11	2	7	...	7	...	1	20	56	2.5	1
13...	26	17	5	5	...	12	6	6	1	16	52	2.4	1
14...	67	26	7	5	2	12	4	8	...	7	4	22	32	3.5	3	4	
15...	6	4
17...	31	8	4	4	...	1	...	1	...	3	5	...	4.2	3	7	
19...	4
20...	31	14	14	14	1	11	43	4.5
21...	50	18	5	5	...	7	6	1	...	6	7	9000	8.9	11	44	3.2	4
24...	17	4
ES-8...	3426	1064	305	158	147	566	149	376	41	193	385	5000	4.5	647	34	3.0	978	292	
1...	58	36	6	...	6	29	1	28	...	1	34	33	1.6	25	6	
2...	115	41	15	...	15	24	...	23	1	2	8	31	35	3.1	40	9	
3...	112	41	10	4	6	23	2	21	...	8	5	...	4.8	36	37	3.3	36	6	
4...	33	17	5	1	4	11	...	10	1	1	16	25	3.1	11	1	
5...	35	13	3	...	3	7	3	4	...	3	3	10	31	2.6	13	3	
6...	71	19	4	1	3	15	3	12	19	37	2.9	19	6	
7...	5	4
12...	63	33	6	4	2	12	4	8	...	15	1	31	33	2.1	31	8	
13...	74	29	8	3	5	16	3	13	...	5	7	4000	5.0	22	30	2.1	29	7	
14...	116	27	8	5	3	19	10	9	10	4500	5.2	17	37	4.1	27	8	
15...	109	29	8	4	4	21	4	15	2	...	14	4500	5.1	15	25	3.1	29	10	
16...	32	9	2	2	...	4	2	2	...	3	6	4500	5.0	3	7	2	
18...	3
21...	46	12	3	1	2	9	2	7	7	7000	4.7	5	28	3.4	12	1	
22...	144	37	10	5	5	23	3	20	...	4	16	6000	5.1	20	29	2.7	35	13	
23...	118	36	10	3	7	18	9	9	...	8	18	7500	4.4	17	36	3.5	34	10	
25...	77	26	4	4	...	19	3	15	1	3	10	5500	4.8	15	29	2.4	25	6	
26...	92	31	3	2	1	2	1	...	1	26	8	4000	4.0	19	21	2.8	27	9	
28...	94	26	1	...	1	6	2	2	2	19	14	3500	3.9	10	27	3.1	22	9	
29...	130	41	12	8	4	16	5	10	1	13	14	4500	3.5	21	37	3.2	35	15	
30...	91	27	4	2	2	23	2	19	2	...	8	3500	4.4	18	31	3.1	25	9	
31...	125	38	13	9	4	24	5	18	1	1	12	6500	5.6	26	43	2.7	36	13	
32...	89	28	7	5	2	14	9	5	...	7	12	4500	4.1	16	37	3.6	27	7	
33...	116	35	11	5	6	19	10	9	...	5	16	5000	4.4	18	38	3.5	34	8	
34...	55	17	5	4	1	11	4	7	13	6500	4.3	4	16	6	
36...	1
38...	70	23	7	4	3	14	7	7	...	2	8	5000	4.5	15	33	3.7	23	6	
39...	132	34	10	5	5	22	13	9	...	2	14	6000	4.1	20	36	3.6	34	14	
40...	33	9	4	3	1	5	...	5	4	5	40	4.2	7	2	
41...	86	18	4	3	1	14	5	9	13	5500	4.2	5	38	3.8	18	9	
42...	159	46	6	5	1	39	10	20	9	1	24	4500	4.1	22	32	3.3	44	11	
43...	188	50	20	17	3	27	11	16	...	3	32	5500	4.6	16	37	3.1	46	17	
44...	105	31	21	11	10	10	2	8	12	5500	5.1	18	39	3.2	30	7	
45...	222	62	26	17	9	35	10	21	4	1	22	5500	4.6	39	36	3.2	57	22	
46...	217	61	23	13	10	13	1	7	5	25	28	4500	4.4	30	28	3.5	53	16	
47...	23	9	1	...	1	8	6	3500	3.3	3	9	1	
50...	10	4
54...	26	12	3	...	2	1	9	1	9	24	2.9	10	3	
55...	100	30	10	5	5	15	2	11	2	5	11	6000	4.9	19	53	3.2	26	7	
56...	9	3
58...	42	16	11	1	10	2	1	...	1	3	5	5000	4.6	10	22	2.9	15	3	
ES-9...	*13142	4059	2288	1835	453	1546	698	696	152	225	1371	6500	4.9	2497	44	3.4	2880	957	
5...	**75	17	5	2	3	11	1	9	1	1	5	5500	5.4	12	43	3.8	16	6	
6...	52	15	10	...	9	1	5	3	12	27	3.8	15	5	
7...	24	18	18	13	18	2.4	13	2	
8...	2	1
10...	*205	47	5	5	...	27	16	11	...	15	13	7500	4.8	32	44	3.7	45	17	
11...	*172	61	19	4	15	19	8	10	1	23	19	7500	4.6	41	36	2.9	59	16	
12...	85	18	7	3	4	7	3	3	1	4	8	4000	4.4	10	34	3.3	17	9	
16...	27	8	5	2	3	2	2	1	6	3500	4.0	2	8	3	
18...	91	36	29	4	22	3	7	4	27	60	3.5	31	6	
19...	**71	22	1	...	1	19	11	8	...	2	11	8000	4.4	10	30	3.8	21	6	
20...	235	75	54	43	11	20	11	9	...	1	28	7000	5.4	47	41	3.2	47	14	
21...	134	40	34	30	4	6	4	2	19	6000	5.2	21	80	3.6	24	11	
22...	74	29	6	6	...	22	12	10	...	1	5	...	5.6						

City Block Characteristics

Table 2.—CHARACTERISTICS OF HOUSING UNITS, BY BLOCKS: 1960—Con.

["Total population" contains no persons in group quarters unless preceded by asterisk; one asterisk (*) denotes less than 10 percent; two asterisks (**), 10 percent or more]

Blocks within census tracts	Total population	All housing units by condition and plumbing										Occupied housing units									
		Total	Sound			Deteriorating			Dilapidated	Owner occupied			Renter occupied								
			Total	With all plumbing facilities	Lacking some or all facilities	Total	With all plumbing facilities	Lacking some or all facilities		Total	Average value (dollars)	Average number of rooms	Total	Average contract rent (dollars)	Average number of rooms	Occupied by non-white	1.01 or more persons per room				
																		With flush toilet	No flush toilet		
26...	145	38	10	8	2	28	24	4	20	7500	5.1	16	50	3.8	26	13			
27...	*105	30	7	7	...	23	15	8	12	5000	4.9	17	48	3.5	27	5			
28...	187	55	46	44	2	9	6	3	13	7000	5.0	42	61	3.2	51	13			
29...	186	66	62	9	46	7	4	5	...	5.0	56	30	3.3	61	18			
30...	*252	97	3	3	...	92	6	65	21	2	24	7000	5.1	65	27	3.4	89	18			
31...	59	19	5	5	...	12	...	4	8	2	3	16	24	3.3	19	5			
32...	252	70	21	4	17	41	12	27	2	8	9	3500	4.4	61	28	3.0	70	25			
36...	8	1		
37...	536	119	117	115	2	2	2	1	115	46	4.2	116	49			
40...	222	50	50	50	50	51	4.5	50	15			
41...	458	89	89	89	1	88	44	4.6	89	42			
43...	106	42	22	13	9	14	2	12	...	6	10	4500	4.7	32	33	2.6	42	9			
45...	4		
46...	66	22	2	2	...	20	11	9	7	4000	5.0	14	43	2.9	13	4			
47...	81	34	11	11	...	23	17	6	5	6000	5.6	25	72	2.9	29	7			
48...	122	47	21	21	...	26	22	4	8	6500	4.3	34	49	3.6	31	6			
49...	116	38	11	9	2	27	17	10	9	7500	4.3	25	40	4.2	19	6			
50...	91	30	11	1	2	19	15	4	12	7500	5.8	16	43	3.9	7	3			
51...	18	8	2	1	1	6	3	3	1	6	50	3.7	...	1	1		
52...	55	14	9	8	1	5	4	1	11	10500	6.9	3	8		
53...	*278	86	6	5	1	80	66	14	9	...	6.8	67	55	3.9	54	19	7		
54...	*118	36	5	5	...	31	14	17	9	...	4.6	26	45	3.6	21	7	2		
55...	222	13	11	11	2	45	12	33	10	11000	5.5	47	46	2.7	57	26	6		
56...	59	19	10	10	...	9	9	9	7500	6.4	9	56	4.0	13		
57...	84	30	12	7	5	18	15	3	9	6500	5.1	21	52	3.1	27	7	7		
60...	*76	32	8	8	...	11	7	4	...	13	9	...	4.9	23	29	2.6	31	3	3		
61...	39	10	2	2	...	6	2	4	...	2	4	6	34	4.5	10		
63...	27	7	2	2	...	5	2	3	2	5	34	3.8	7		
65...	260	60	48	48	...	9	3	5	1	3	9	4000	4.4	49	42	4.4	58	22	2		
66...	84	31	13	5	8	13	6	5	2	5	6	4500	4.8	25	29	2.7	31	6	6		
67...	22	7	2	1	1	4	1	3	...	1	2	5	26	3.8	7		
69...	14	7	1	1	...	3	...	1	2	3	1	6	26	3.3	7		
70...	*61	18	4	1	3	11	3	6	2	3	3	14	31	3.1	18		
71...	122	47	34	15	19	12	2	8	2	1	16	7000	4.3	28	33	2.9	43	12	2		
72...	18	2	
73...	116	33	24	16	8	9	9	13	5500	4.6	19	166	3.1	30	10	
74...	122	32	26	17	9	6	2	4	16	7000	4.9	14	79	2.6	26	13	
75...	91	23	3	3	...	20	16	4	12	6500	5.3	11	43	3.8	16	6	
76...	119	38	38	23	15	16	6000	4.7	22	50	3.2	19	9	
77...	71	22	20	19	1	2	1	1	9	8000	4.8	13	49	3.3	22	7	
78...	96	34	25	21	4	9	8	1	12	8500	5.1	22	47	3.4	34	6	
79...	130	39	23	21	2	15	8	7	...	1	8	7500	5.0	27	49	4.0	32	10	
80...	*98	23	21	19	2	2	2	14	9000	4.5	9	51	4.1	7	2	
81...	*418	135	111	83	28	23	20	3	...	1	31	6000	5.1	85	50	3.7	30	25	
82...	104	52	44	44	...	4	1	3	14	5000	4.4	29	51	3.1	...	3	
83...	210	69	69	57	12	22	6000	5.2	39	46	3.7	4	14	
84...	210	79	67	45	22	7	5	2	5	5500	4.4	45	43	3.3	...	15	
85...	159	59	40	39	1	13	12	1	6	6000	4.5	20	88	3.8	...	8	
86...	*272	69	52	47	5	14	9	5	43	6500	5.0	26	45	3.7	55	17	
88...	*209	54	49	44	5	5	5	31	7000	5.2	22	48	3.1	51	12	
89...	119	33	23	19	4	10	8	2	16	6500	4.4	17	43	3.3	30	11	
90...	75	31	26	19	7	3	3	2	17	8500	4.6	9	46	2.4	25	4	
91...	*67	17	9	8	1	8	1	3	...	4	8	4000	4.5	9	34	2.8	17	4	
92...	76	26	12	8	3	14	10	4	10	5000	5.6	10	38	3.8	18	6	
93...	51	15	6	4	2	6	2	2	...	2	6	4500	5.0	9	31	3.2	15	4	
94...	165	48	19	13	6	19	8	8	...	3	19	4500	4.9	28	31	3.3	47	14	
98...	207	50	12	7	5	19	8	6	...	10	17	4500	5.1	32	32	3.5	49	16	
98...	134	42	9	5	4	18	8	4	...	6	15	17	4000	4.2	25	29	3.3	41	9
99...	132	47	43	19	24	4	2	2	16	7000	6.0	27	34	3.3	43	8	
100...	82	24	7	6	1	17	...	9	8	...	13	5000	4.5	10	37	3.1	22	6	
104...	156	61	45	16	29	15	...	14	1	1	14	5000	5.4	44	35	2.5	58	13	
105...	24	7	6	4	2	1	...	1	3	4	7	
106...	34	10	8	5	3	2	...	2	5	6000	5.0	5	35	3.6	10	2	
107...	*119	34	32	30	2	2	22	6500	5.5	12	44	4.7	32	2	
108...	176	48	9	9	...	39	32	7	29	8000	4.9	19	51	3.3	48	13	
109...	204	58	26	23	3	24	13	11	...	8	20	6500	4.8	35	46	3.0	52	17	
111...	37	11	10	9	1	1	1	4	7	60	4.0	...	2	
112...	33	17	17	9	9500	5.0	8	52	2.4	...	3	
113...	166	64	64	64	38	8500	5.5	25	63	3.6	...	5	
114...	191	69	67	67	...	2	2	40	8500	5.1	26	63	4.1	...	5	
115...	46	28	28	28	14	9000	4.6	14	51	2.1	...	1	
116...	41	16	15	15	...	1	1	15	9000	4.9	1	9	
118...	112	31	28	28	...	3	3	19	8500	4.8	11	51	3.8	24	6	
119...	131	32	27	24	3	5	3	2	21	8000	5.2	11	42	3.3	31	13	
120...	125	35	27	18	9	2	5	1	19	6500	4.6	15	38	3.5	34	11	
121...	53	16	7	4	3	9	3	6	7	7000	6.1	9	28	2.8	16	3	
122...	54	17	4	4	...	13	3	10	6	5000	4.2	10	33	4.1	16	4	
123...	104	40	3	3	...	37	2	31	4	...	6	4000	5.8	30	33	3.2	36	7	
127...	116	27	7	4	3	20	1	4	15	...	14	5000	5.6	12	25	3.2	26	10	
128...	162	54	45	18	27	9	...	4	5	...	15	7000	4.7	36	34	3.0	51	17	
129...	148	39	24	12	12	15	1	9	5	...	11	4500	3.6	26	33	3.3	37	17	
130...	21	7	3	3	...	4	4	3	7	2	
131...	18	6	5	...	5	1	...	1	1	5	1	
134...	9	3
140...	36	23	23	23	5	...	4.8	18	41	2.2
141...	157	70	68	68	...	2	2	37	8000	5.0	30	51	3.0	...				

City Block Characteristics

Table 2.—CHARACTERISTICS OF HOUSING UNITS, BY BLOCKS: 1960—Con.

["Total population" contains no persons in group quarters unless preceded by asterisk; one asterisk (*) denotes less than 10 percent; two asterisks (**), 10 percent or more]

Blocks within census tracts	Total population	All housing units by condition and plumbing									Occupied housing units								
		Total	Sound			Deteriorating			Dilapidated	Owner occupied			Renter occupied			Occupied by non-white	100 of more persons per room		
			Total	With all plumbing facilities	Lacking some or all facilities	Total	With all plumbing facilities	Lacking some or all facilities		Total	Average value (dollars)	Average number of rooms	Total	Average contract rent (dollars)	Average number of rooms				
																		With flush toilet	No flush toilet
91...	146	42	12	8	4	19	4	5	10	11	28	3500	4.7	13	28	3.6	41	8	
92...	193	60	10	6	4	48	12	11	25	2	27	5000	4.6	35	27	3.3	60	15	
93...	226	57	4	3	1	17	6	3	8	36	12	5500	3.9	39	42	3.4	51	13	
94...	209	57	2	1	1	9	5	4	...	46	31	4000	4.5	24	28	3.3	...	16	
95...	41	17	5	2	3	3	1	...	2	9	9	4000	3.7	7	26	3.1	...	16	
96...	*105	27	7	1	6	4	1	...	2	16	18	3500	3.6	9	24	3.6	...	7	
101...	79	23	3	...	3	8	2	12	9	3500	4.4	14	29	3.1	...	9	
102...	35	12	1	1	...	10	4	3	3	1	6	3500	4.2	6	...	3.2	...	12	
103...	55	20	12	4	8	7	...	5	2	1	12	4000	3.6	8	30	3.6	...	1	
104...	106	26	19	13	6	4	...	4	...	3	13	5500	4.6	12	32	4.3	...	4	
105...	101	30	25	18	7	5	...	4	1	...	14	6000	4.8	16	38	3.2	...	9	
106...	50	13	2	...	2	6	1	1	4	5	14	...	3.8	7	36	3.4	...	13	
107...	98	28	5	1	4	11	...	3	8	12	14	3500	3.6	12	32	3.3	...	10	
108...	41	15	5	2	3	4	4	9	9	3500	3.7	5	...	2.8	...	14	
111...	32	8	1	...	1	2	2	5	5	...	3.8	3	8	
112...	90	24	3	...	3	9	1	1	7	12	11	3500	4.4	10	32	3.6	...	2	
113...	34	11	2	...	2	6	1	1	4	3	5	3500	4.0	5	32	3.2	...	10	
114...	37	10	1	1	...	5	1	1	3	4	5	...	3.6	4	9	
115...	47	13	8	1	2	5	5	6	3500	3.8	6	32	3.5	...	12	
116...	42	16	10	10	6	7	3500	3.6	5	...	3.2	...	12	
118...	71	21	4	2	2	13	2	3	8	4	12	3500	4.4	8	25	3.6	...	20	
119...	53	16	2	1	1	9	1	2	6	5	9	3500	4.4	6	25	3.5	...	15	
120...	55	13	4	1	3	7	1	2	4	2	8	3500	4.8	5	25	3.4	...	13	
121...	29	8	1	2	...	1	1	5	5	...	3.2	3	8	
123...	*116	29	6	5	1	20	9	7	4	3	15	4000	4.4	13	37	3.8	...	12	
124...	120	33	12	5	7	15	6	8	1	6	23	4000	4.1	10	32	3.1	...	33	
125...	156	42	18	6	12	13	6	7	...	11	16	4500	4.5	25	34	3.6	...	41	
126...	97	22	7	7	...	7	1	6	...	8	11	6000	4.6	11	34	4.5	...	22	
127...	103	29	5	3	2	15	5	5	5	9	11	8000	4.7	18	26	3.5	...	28	
128...	510	145	145	145	143	38	3.9	143	3.9	143
129...	779	232	31	11	20	165	29	41	95	36	136	3500	4.1	80	38	3.3	216	76	
130...	181	60	24	4	20	27	3	...	24	9	37	6000	3.7	20	29	3.4	56	16	
131...	120	38	11	...	11	12	2	3	7	15	25	4500	4.1	12	37	2.8	37	8	
132...	30	11	8	3	...	5	3	7	6500	4.7	4	2	
133...	6	4	2
134...	61	19	3	2	1	16	2	5	9	...	8	4500	3.9	11	25	3.2	...	5	
135...	39	11	1	1	...	10	...	4	6	...	1	...	10	24	2.5	3.2	...	11	
136...	41	12	2	2	...	6	1	1	4	4	5	4500	4.4	7	21	3.0	...	12	
137...	32	8	5	4	1	...	3	6	4500	4.5	2	8	
138...	43	11	1	1	10	3	8	31	3.8	...	2	
139...	55	15	1	1	...	2	1	...	1	12	6	...	4.7	9	25	3.4	...	5	
140...	248	68	1	1	...	13	6	5	2	54	35	3500	4.4	31	30	3.5	66	22	
141...	90	22	2	2	20	11	3500	3.8	11	27	3.5	22	11	
142...	62	20	3	1	2	...	17	11	4000	4.3	8	19	2.9	18	5	
143...	74	27	8	3	1	4	19	14	5000	4.0	12	35	3.3	26	5	
ES-11...	*5336	1553	798	659	139	415	219	188	8	340	878	7000	4.9	627	40	3.3	1374	349	
1...	119	28	4	3	1	19	11	8	...	5	19	6500	4.2	8	56	4.4	27	12	
2...	49	14	3	3	...	4	3	1	...	7	6	4500	4.2	8	41	2.9	13	3	
3...	136	46	11	9	2	19	12	7	...	16	32	5000	4.3	14	34	3.4	42	6	
4...	184	62	2	2	...	27	9	18	...	33	22	5000	4.5	39	37	3.3	61	14	
5...	173	63	7	4	3	12	3	8	1	44	14	5000	5.4	43	27	3.0	57	13	
6...	136	39	2	...	2	23	4	19	...	14	19	4500	3.9	18	29	2.9	35	11	
10...	135	41	24	12	12	13	8	4	1	4	23	5500	4.3	16	38	2.4	37	14	
12...	20	5	4	2	1	1	1	4	1	5	
13...	120	32	9	2	...	11	8	3	...	12	18	6500	5.6	14	37	3.4	30	7	
14...	*135	39	7	5	2	12	6	4	2	20	19	5000	4.6	19	36	2.6	38	7	
15...	126	43	2	2	...	22	13	9	...	19	19	4500	3.9	22	31	3.3	40	9	
16...	162	41	10	10	...	23	12	11	...	8	20	7000	5.0	21	38	3.5	41	13	
17...	94	29	29	17	12	12	8500	4.7	16	34	3.4	28	8	
18...	16	4
19...	*102	24	20	16	4	4	4	18	7500	4.9	6	...	2.5	...	19	
21...	84	24	23	23	...	1	...	1	22	8000	4.9	1	23	5	
22...	64	19	18	15	3	1	...	1	13	6000	4.4	6	56	4.2	17	5	
23...	122	37	14	14	...	13	10	3	...	10	22	5500	4.7	14	35	3.7	36	9	
24...	169	62	14	11	3	10	7	3	...	38	21	6000	5.4	41	29	3.1	62	6	
25...	93	32	5	4	1	17	3	12	2	10	14	4000	3.8	17	30	3.3	31	9	
27...	41	12	7	7	5	8	7500	4.8	4	10	2	
28...	89	23	20	19	1	3	3	17	7000	5.1	6	50	4.0	21	5	
29...	73	14	6	3	3	7	4	3	...	1	7	8500	5.0	7	45	4.7	14	5	
30...	53	19	17	12	5	2	...	2	4	14	45	3.2	18	3	
31...	91	37	34	16	18	3	1	2	15	5500	4.5	16	38	3.2	18	7	
32...	17	4
33...	43	14	8	7	1	4	...	4	...	2	3	11	41	3.8	13	...	2
34...	126	39	4	4	...	19	12	7	...	16	16	4500	4.3	21	34	3.4	37	12	
35...	74	24	7	7	...	11	6	5	...	6	19	6500	4.7	4	23	5	
36...	**83	15	15	13	2	11	7500	4.7	4	14	3	
37...	63	19	15	14	1	3	...	3	...	1	16	6500	4.8	15	4	
38...	106	24	13	9	4	10	1	8	1	1	15	5500	4.5	9	48	3.1	24	6	
39...	91	26	12	6	6	12	5	6	1	2	13	6000	4.7	10	35	4.0	22	6	
40...	63	20	14	12	2	5	3	3	...	1	13	12000	5.0	4	17	6	
41...	81	21	9	5	4	5	4	4	...	4	16	5000	4.6	5	...	4.2	21	7	
42...	76	18	8	4	4	6	4	4	...	4	13	4000	4.5	5	...	3.8	18	4	
43...	43	13	10	5	5	3	1	2	11	6500	4.2	7	13	4	
44...	55	17	3	3	...	1	1	1	...	13	8	4000	4.6	7	32	3.1	15	4	
45...	23	8	3	1	2	2	1	1	...	3	7	4500	4.4	1	8	2	

Table 2.—CHARACTERISTICS OF HOUSING UNITS, BY BLOCKS: 1960—Con.

["Total population" contains no persons in group quarters unless preceded by asterisk: one asterisk (*) denotes less than 10 percent; two asterisks (**), 10 percent or more]

Blocks within census tracts	Total population	All housing units by condition and plumbing										Occupied housing units						
		Total	Sound			Deteriorating			Dilapidated	Owner occupied			Renter occupied			Occupied by non-white	1.01 or more persons per room	
			Total	With all plumbing facilities	Lacking some or all facilities	Total	With all plumbing facilities	Lacking some or all facilities		Total	Average value (dollars)	Average number of rooms	Total	Average contract rent (dollars)	Average number of rooms			
						With flush toilet	No flush toilet											
48...	77	23	17	15	2	3	2	1	...	3	17	8000	4.9	6	45	3.3	20	5
49...	*112	35	21	14	7	3	1	2	...	11	14	6500	5.1	20	53	2.9	22	11
50...	147	41	21	15	6	14	13	1	...	6	18	7000	5.9	22	39	2.9	39	12
51...	53	11	11	11	9	7000	5.4	2	...	7	3	
52...	41	11	9	9	...	1	1	1	10	6500	5.5	1	...	9	3	
53...	*82	27	18	15	3	8	1	7	...	1	17	6500	5.4	10	43	1.7	11	6
54...	189	58	54	49	5	4	4	36	10500	6.0	22	59	3.4	54	7
55...	241	70	52	50	2	18	18	35	8500	5.8	33	62	3.5	61	12
56...	167	48	22	19	3	18	12	6	...	8	36	5000	4.0	11	46	3.6	41	11
65...	*119	17	17	17	14	10500	6.7	2	...	19	6	
66...	53	17	17	16	1	14	8000	5.4	3	...	10	2	
67...	46	14	14	12	2	11	7500	5.3	3	...	12	2	
68...	96	24	23	23	...	1	1	17	9000	5.2	7	61	4.4	23	4
69...	81	23	22	19	3	1	1	10	9500	5.2	13	46	4.1	15	3
70...	53	14	13	13	...	1	...	1	11	7500	4.4	3	...	14	2	
73...	11	3
74...	40	9	9	9	9	11000	4.9	9	2	
76...	68	15	14	14	...	1	1	12	8500	5.5	3	...	9	3	
77...	15	6	6	6	6	11000	6.2	2	...	
78...	8	4
82...	43	10	1	1	...	6	4	2	...	3	7	3500	4.7	3	...	6	4	
85...	51	18	11	11	...	7	5	2	13	7500	4.5	5	...	2.8	13	2
86...	13	4
ES-12...	*8468	2766	2230	2131	99	492	403	89	...	44	1849	8500	5.0	828	59	3.9	322	316
9...	*88	27	22	22	...	4	4	25	6500	5.0	1	...	17	1	
10...	237	71	46	46	...	23	17	6	...	2	47	7000	5.1	23	53	3.7	40	8
11...	140	50	35	35	...	15	12	3	29	7000	5.5	20	117	3.5	...	3
12...	88	24	22	18	4	2	2	14	7500	5.3	10	69	3.3	...	8
13...	73	23	22	21	1	1	1	15	7500	4.5	7	44	3.7	1	5
14...	25	8	6	6	...	2	1	1	6	8000	5.0	2	2	2
15...	33	12	12	11	1	7	9000	4.6	4	1	5
16...	89	27	26	26	...	1	1	20	7500	4.4	7	72	4.7	...	5
17...	113	37	35	35	...	2	2	23	9500	5.4	14	73	4.2	...	2
18...	132	38	37	36	1	1	1	25	9500	6.2	13	54	4.8	...	3
19...	73	36	26	24	2	10	5	5	22	6000	4.9	13	58	3.1	...	1
20...	*116	32	22	22	...	10	10	26	6000	5.5	6	57	4.7	...	5
21...	201	56	29	28	1	27	25	2	47	6500	5.3	6	53	4.0	31	11
22...	35	9	2	2	...	2	2	5	5	6000	4.2	4	...	9	4	
23...	140	35	22	22	...	11	11	2	29	6500	5.1	5	40	4.2	25	7
24...	73	25	25	25	13	10000	5.2	11	58	4.1	9	3
25...	120	38	20	20	...	18	18	23	7500	5.0	13	60	4.2	...	3
26...	112	38	22	17	5	15	15	1	18	7000	5.7	20	60	4.1	...	2
27...	78	27	27	27	22	10000	5.7	4
28...	108	42	41	41	...	1	1	18	12000	5.7	23	74	3.6	...	1
29...	70	26	26	26	24	10000	5.7	2	1	1
30...	91	36	36	36	26	11000	5.1	8	67	5.0	...	1
31...	104	28	22	21	1	6	4	2	19	10000	6.4	8	77	5.1
32...	86	33	29	29	...	4	4	17	10500	5.1	16	55	3.9	...	2
33...	85	32	25	23	2	7	4	3	20	8000	5.4	12	54	2.8	...	3
34...	*59	16	14	14	...	2	2	11	11000	7.0	4	2	2
35...	113	30	23	23	...	7	7	17	8500	4.9	13	56	4.2	10	8
36...	122	37	24	23	1	10	7	3	...	3	26	8500	4.9	9	76	4.9	21	5
37...	8	1
38...	65	17	6	6	...	9	9	2	11	9000	5.4	6	53	4.5	14	1
39...	112	29	25	21	4	4	1	3	18	7000	4.9	11	36	3.8	18	6
40...	89	30	28	26	2	2	2	21	7500	5.2	7	42	3.3	9	5
41...	*29
42...	105	40	35	35	...	5	5	17	6000	4.8	22	56	3.5	...	3
43...	73	28	24	22	2	4	3	1	16	10500	5.0	11	53	2.6	...	2
44...	129	43	42	42	...	1	1	24	8500	5.4	19	66	3.9	...	4
45...	62	25	25	25	15	8500	4.1	9	55	3.6	...	2
46...	67	20	16	13	3	4	2	2	12	8000	5.1	8	38	3.8	...	6
47...	3	1
48...	82	29	28	22	6	1	1	18	6500	4.2	9	49	3.8	...	4
49...	106	35	33	31	2	2	1	1	25	6500	4.9	9	54	4.1	...	5
50...	103	32	32	30	2	24	5500	4.3	7	55	4.6	...	6
51...	91	32	25	25	...	7	6	1	22	6500	4.6	8	58	4.5	...	3
52...	57	21	15	15	...	6	2	4	19	6500	4.9	2	1	1
53...	69	31	31	27	4	13	5500	3.8	17	50	3.6	...	1
54...	58	31	31	27	4	26	7500	4.6	11	59	4.5	...	5
55...	112	39	38	38	...	1	1	20	7000	5.2	13	56	3.8	6	7
56...	121	34	31	29	2	3	3	2	15	5000	4.5	23	48	3.4	10	8
57...	99	40	26	23	3	12	8	4	...	1	26	6000	4.0	8	72	3.5	9	7
58...	104	30	26	21	5	3	3	1	24	6000	4.6	5	...	4.0	12	4
59...	103	32	30	30	...	2	...	2	19	8500	5.1	11	58	3.8	1	5
60...	12	4
61...	99	32	31	27	4	1	...	1	19	7000	4.4	13	47	4.0	...	7
62...	179	52	31	31	...	15	11	4	...	6	30	8000	5.1	18	54	4.0	...	12
63...	63	21	17	16	1	4	4	16	4500	4.4	4	2	2
64...	64	17	6	6	...	11	9	2	11	50	4.5
65...	9	3
66...	18	7	6	6	...	1	...	1	5	5000	3.8	2	1	1
67...	17	4
68...	11	4
69...	60	23	18	14	4	4	2	2	...	1	13	7500	4.5	10	42	3.2	...	3

Table 2.—CHARACTERISTICS OF HOUSING UNITS, BY BLOCKS: 1960—Con.

["Total population" contains no persons in group quarters unless preceded by asterisk; one asterisk (*) denotes less than 10 percent; two asterisks (**), 10 percent or more]

Blocks within census tracts	Total population	All housing units by condition and plumbing									Occupied housing units							
		Total	Sound			Deteriorating			Dilapidated	Owner occupied			Renter occupied					
			Total	With all plumbing facilities	Lacking some or all facilities	Total	With all plumbing facilities	Lacking some or all facilities		Total	Average value (dollars)	Average number of rooms	Total	Average contract rent (dollars)	Average number of rooms	Occupied by non-white	1.01 or more persons per room	
								With flush toilet										No flush toilet
70...	97	36	31	29	2	5	5	24	8000	4.9	12	52	3.6
71...	89	29	26	26	...	3	3	22	8000	5.0	6	60	3.3
72...	247	71	50	46	4	16	13	3	...	5	45	6000	4.5	24	52	3.9	...	17
73...	162	65	34	34	...	31	31	39	8500	4.8	23	60	4.0	3	1
74...	141	48	16	15	1	30	24	6	...	2	36	7000	4.5	12	54	2.8	...	7
75...	8	5	2	2	...	2	2	1	5	5500	4.6	2	...
76...	79	24	8	8	...	15	14	1	...	1	20	8000	4.8	4	14	4
77...	109	31	11	11	...	20	15	5	25	8000	4.5	5	43	4.2	20	8
78...	19	6	6	6	4	1	5	...
79...	117	40	35	32	3	4	3	1	...	1	27	9500	4.5	9	45	4.0	22	5
80...	49	16	14	14	...	1	1	1	10	7000	5.0	6	43	3.5	5	2
81...	15	6	6	6	5	10500	5.2	1	4	1
82...	107	40	12	11	1	26	18	8	...	2	22	6000	4.5	14	57	2.6	...	7
83...	74	25	25	25	20	8000	5.3	4	2
84...	88	29	28	28	...	1	1	25	6500	4.9	3	5
85...	60	18	17	16	1	1	...	1	13	7000	4.8	5	52	3.6	...	2
86...	41	17	17	11	6	13	...	2.8	4	2
87...	63	20	20	20	19	8000	4.6	1	1
88...	63	21	21	20	1	17	8500	4.9	4	2
89...	247	89	70	69	1	19	17	2	43	9000	5.4	42	75	4.1	...	6
90...	142	49	36	35	1	12	10	2	...	1	34	8000	4.7	13	53	3.8	1	6
91...	79	17	15	14	1	2	2	10	8500	5.1	7	49	4.4	2	7
92...	97	33	24	24	...	7	4	3	...	2	22	8500	4.8	8	64	4.4	1	2
93...	128	44	44	44	29	13000	6.3	13	65	4.2
94...	**50	15	15	14	1	12	10000	5.3	3	1
95...	53	16	16	16	14	9500	5.1	2	2
96...	30	8	8	8	7	12500	5.4	1	1
97...	56	14	14	12	2	9	9000	4.7	5	44	3.6	...	3
98...	34	9	9	9	7	10500	4.9	2	1
99...	91	30	30	30	26	13500	5.7	2	1
100...	86	27	27	27	26	16000	6.2	1
101...	63	21	21	21	18	15000	5.8	2
102...	83	26	26	26	19	15000	6.7	6	83	6.2
103...	74	27	25	23	2	1	...	1	...	1	19	7500	4.6	7	59	4.7	...	2
107...	63	32	28	25	3	4	3	1	18	6000	4.8	8	60	4.3
108...	100	35	35	33	2	32	11500	5.3	3	2
109...	88	31	31	31	28	10500	5.4	3	1
110...	28	10	10	9	1	8	10000	4.3	1	1
ES-13...	7487	2350	2026	1993	33	236	199	29	8	88	1836	9500	4.7	438	66	3.8	...	281
1...	77	27	25	25	...	1	1	1	25	9000	4.2	2	2
2...	34	10	10	10	8	10000	4.8	1
3...	42	13	12	12	...	1	1	13	10500	4.8	1
4...	88	34	26	26	8	8	8	30	8500	4.8	4	1
5...	113	37	27	27	...	7	7	3	27	10000	5.0	7	77	4.4	...	4
6...	65	22	7	7	...	5	5	10	12	8500	4.3	8	50	4.1	...	3
7...	14	2
8...	63	19	5	4	1	7	7	7	14	6000	5.1	3	3
9...	125	54	54	54	31	12000	4.9	23	84	3.6	...	2
10...	64	22	21	21	...	1	1	19	12500	5.1	2
11...	23	11	11	11	8	9500	4.9	2
12...	38	12	10	10	2	8	8000	4.8	4	1
13...	33	13	10	10	...	1	1	10	8000	4.3	2	2
14...	48	17	16	16	...	1	1	2	16	9500	4.8	1	1
15...	77	21	19	19	...	2	2	20	12000	5.1	1	1
16...	78	28	25	25	...	3	3	19	15500	5.2	7	89	3.6	...	1
17...	65	20	12	12	...	8	5	3	13	6500	5.2	7	44	3.4	...	2
18...	64	22	18	18	...	3	3	1	12	6500	4.1	9	62	4.1	...	1
19...	94	37	36	36	...	1	1	23	13000	5.3	14	79	3.4	...	1
20...	77	22	21	21	...	1	1	20	12500	5.1	2	2
21...	21	7	7	7	7	11500	5.3
22...	29	15	15	15	15	80	3.6
23...	55	13	11	11	...	2	2	11	10000	5.6	2	1
24...	27	8	8	8	...	1	1	7	9000	4.6	2
25...	41	12	11	11	...	1	1	12	12500	5.0	2
26...	25	9	8	8	...	1	1	8	10500	4.6	1
27...	31	13	12	12	...	1	1	9	7500	4.3	4	1
29...	17	3
30...	20	7	2	2	...	3	1	2	...	2	4	3	1
32...	51	18	11	11	...	6	6	1	14	6000	4.6	3	1
34...	46	25	21	19	2	4	4	8	7500	5.0	17	61	3.1	...	2
35...	35	17	17	17	16	9500	4.3
36...	29	8	8	8	7	11000	6.0	1	1
37...	26	10	10	10	7	8000	4.3	2
40...	82	22	21	20	1	1	1	22	8000	4.4	5
41...	89	22	21	21	...	1	1	17	7500	4.6	4	7
44...	16	5	5	5	5	...	5.0
47...	208	65	38	36	2	15	13	1	1	12	36	5000	4.3	25	48	3.1	...	17
49...	99	32	31	29	2	1	27	7500	4.6	4	3
50...	31	13	12	12	...	1	1	7	...	4.3	6	57	4.0
52...	350	114	111	106	5	3	3	90	8000	4.5	23	63	3.5	...	16
53...	72	24	20	20	...	4	4	17	8500	4.8	7	64	3.6	...	3
54...	82	22	20	19	1	2	1	1	18	6500	4.7	3	6
55...	76	23	20	17	3	3	3	18	8000	4.6	5	58	3.6	...	2
56...	67	19	18	18	...	1	1	17	8500	4.7	2	2
57...	34	14	12	12	...	2	2	13	9000	4.7	1
58...	43	16	15	15	...	1	1	12	7500	4.3	4	1

Table 2.—CHARACTERISTICS OF HOUSING UNITS, BY BLOCKS: 1960—Con.

["Total population" contains no persons in group quarters unless preceded by asterisk; one asterisk (*) denotes less than 10 percent; two asterisks (**), 10 percent or more]

Blocks within census tracts	Total population	All housing units by condition and plumbing									Occupied housing units							
		Total	Sound			Deteriorating			Dilapidated	Owner occupied			Renter occupied			Occupied by non-white	1.01 or more persons per room	
			Total	With all plumbing facilities	Lacking some or all facilities	Total	With all plumbing facilities	Lacking some or all facilities		Total	Average value (dollars)	Average number of rooms	Total	Average contract rent (dollars)	Average number of rooms			
																		With flush toilet
59...	61	19	17	17	...	2	...	1	1	...	17	7500	4.2	2	4
60...	101	32	21	19	2	9	4	4	1	2	28	5500	3.8	4	7
61...	16	5	4	4	...	1	...	1	4	1
62...	71	21	16	16	...	4	4	1	18	8500	4.4	3	3
63...	89	27	20	20	...	6	6	2	21	6000	4.4	6	6	4.7	...	5
64...	68	26	17	16	1	7	6	1	...	1	16	7500	4.6	10	53	3.0	...	3
65...	83	36	28	27	1	7	6	1	...	1	11	6500	4.2	22	67	3.1	...	3
67...	329	86	42	37	5	23	13	5	5	21	66	6500	4.3	9	33	3.3	...	24
68...	34	9	9	9	6	10500	5.0	3	1
69...	47	15	9	9	...	6	6	15	6500	4.4	2
70...	10	6	6	6	2	3	1
71...	66	23	23	22	1	18	7500	4.3	5	...	3.0	...	4
72...	60	20	17	17	...	3	2	1	18	6500	4.3	2	3
73...	22	5	5	5	3	2	1
74...	46	12	12	12	12	10500	5.0
75...	20	13	4	4	...	9	9	4	1
76...	7	7	3	3	...	4	4	1	2
77...	66	24	16	16	...	7	6	1	...	1	17	8500	4.5	6	52	3.7	...	3
78...	100	35	35	35	24	9000	4.5	11	66	3.5	...	3
79...	88	28	27	27	...	1	...	1	21	9000	4.4	7	65	3.6	...	5
80...	35	12	12	12	8	6000	4.0	4	2
83...	35	11	8	8	...	3	3	9	7500	4.9	2	1
84...	41	14	14	14	12	10000	4.1	2	2
85...	29	10	10	10	9	7000	4.2	1	1
86...	17	8	2	2	...	4	3	1	...	2	6	3500	3.2	1
87...	2	1
90...	20	4
92...	57	15	6	6	...	4	1	3	...	5	12	4500	4.1	3	6
94...	54	17	11	7	4	4	3	1	...	2	11	4500	3.5	5	42	4.0	...	2
95...	62	20	20	20	13	13000	5.5	7	69	4.6	...	2
96...	93	25	25	25	20	11000	5.1	3	3
97...	72	18	18	18	15	10500	5.3	2
98...	125	28	28	28	25	11000	5.5	3	9
99...	79	19	19	19	17	11000	5.0	1
100...	78	19	19	19	18	11000	5.3
101...	50	12	12	12	8	10500	5.4	3
102...	151	47	47	47	42	12000	4.5	4	2
103...	68	17	17	17	17	15500	5.4	2
104...	90	22	22	22	19	10500	5.1	2	3
105...	87	23	23	23	22	11000	5.0	1	1
106...	64	14	14	14	13	11000	5.0	1	3
107...	19	4
108...	98	23	23	23	22	11000	5.3	1	4
109...	95	25	25	25	20	11500	5.2	2	7
110...	196	45	45	45	35	11000	5.1	7	76	5.1	...	8
111...	12	4
112...	97	28	28	28	26	11500	4.8	2
113...	57	18	18	18	14	11000	4.5	3	2
114...	76	26	26	26	24	10000	4.3	2	1
115...	27	10	9	9	...	1	1	10	11500	4.6
116...	48	13	9	9	...	4	4	9	9500	4.3	4	3
117...	73	29	22	22	...	6	6	1	25	9000	4.2	3	1
118...	44	15	13	13	...	1	1	11	11000	4.9	2
119...	91	27	27	27	25	11000	4.8	1
120...	59	16	16	16	13	11000	4.7	2	3
121...	91	30	26	26	...	4	4	26	10000	4.7	4	3
122...	36	13	11	11	...	2	2	12	10500	5.2	1
123...	42	14	14	13	1	12	11000	4.4	2	1
124...	27	9	9	9	6	13000	6.0	3
125...	105	27	26	26	...	1	1	26	11000	4.6	1	6
126...	109	34	33	33	...	1	1	31	11000	4.6	3	2
127...	116	29	25	25	...	4	4	27	11500	5.3	2	4
128...	97	33	33	33	32	13000	5.4	1	1
129...	99	32	31	31	...	1	1	30	12000	4.9	2	2
130...	53	23	21	21	...	2	2	19	10000	4.6	4	1
131...	21	8	8	8	7	11500	4.3	1
132...	22	10	10	9	1	4	6	74	3.3
ES-14...	*4940	1549	1480	1442	38	60	43	16	1	9	1299	12000	4.7	210	68	3.7	...	187
1...	21	7	7	7	6	8500	4.2	1	1
2...	110	33	33	33	27	11000	5.0	4	4
3...	91	29	29	29	26	14500	5.0	2	1
4...	40	15	15	15	11	14000	5.2	3	1
6...	15	6	6	6	6	16000	5.7
7...	48	15	15	15	15	13000	4.9	1
8...	50	16	16	16	16	11500	4.4	1
10...	122	30	29	28	1	1	1	25	10500	4.6	5	...	4.6	...	6
11...	99	32	32	30	2	27	9500	4.5	4	3
13...	68	20	19	17	2	1	...	1	14	10000	4.9	6	64	3.3	...	5
14...	69	29	26	25	1	3	3	24	10000	4.2	3	1
15...	74	24	24	22	2	16	12000	4.9	8	53	2.8	...	4
16...	96	30	30	27	3	26	9000	4.3	4	6
17...	89	28	28	25	3	26	9500	4.5	1	4
18...	*130	35	25	23	2	9	5	4	...	1	30	10500	5.0	2	5
20...	136	40	39	36	3	1	1	32	10000	4.8	5	63	3.8	...	5
21...	83	25	24	24	...	1	1	22	9500	4.6	3	2
22...	74	26	26	26	21	10000	4.5	4	3

City Block Characteristics

Table 2.—CHARACTERISTICS OF HOUSING UNITS, BY BLOCKS: 1960—Con.

["Total population" contains no persons in group quarters unless preceded by asterisk; one asterisk (*) denotes less than 10 percent; two asterisks (**), 10 percent or more]

Blocks within census tracts	Total population	All housing units by condition and plumbing								Occupied housing units								
		Total	Sound			Deteriorating			Dilapidated	Owner occupied			Renter occupied			Occupied by non-white	1.01 or more persons per room	
			Total	With all plumbing facilities	Lacking some or all facilities	Total	With all plumbing facilities	Lacking some or all facilities		Total	Average value (dollars)	Average number of rooms	Total	Average contract rent (dollars)	Average number of rooms			
								With flush toilet										No flush toilet
23...	19	7	7	7	7	9000	4.3	
24...	69	26	19	18	1	6	3	3	...	17	8500	4.9	7	...	4.0	
25...	43	13	12	12	...	1	1	11	11500	4.4	1	
26...	50	21	20	20	...	1	1	13	9500	4.2	7	61	3.4	
27...	83	28	26	26	...	2	1	1	...	27	10000	4.6	1	
28...	29	8	8	8	8	10500	4.9	
29...	104	28	28	28	27	10000	4.4	1	
30...	77	22	22	22	18	11000	4.7	2	
31...	78	17	15	15	16	9000	4.9	1	
32...	76	27	26	26	...	1	1	25	10000	4.3	2	
33...	45	16	15	15	...	1	1	15	11000	5.2	1	
34...	44	15	11	11	...	3	3	8	9500	5.6	5	...	4.4	
35...	196	78	75	74	1	3	2	1	...	65	8500	3.6	13	59	3.6	
36...	76	28	28	25	3	22	6500	4.2	4	
37...	69	23	21	16	5	1	1	19	6500	4.4	4	
38...	44	14	12	12	...	2	2	5	9000	5.2	8	51	4.0	
39...	49	16	13	13	...	3	3	15	10000	4.7	1	
40...	119	32	31	30	1	1	1	31	10500	4.8	1	
41...	75	23	21	21	...	2	2	22	11000	4.7	1	
42...	168	47	47	47	43	13500	5.0	3	
43...	88	25	24	24	...	1	1	24	11000	4.6	1	
44...	51	17	14	14	...	2	2	15	7000	4.3	1	
45...	100	29	26	26	...	3	3	20	9000	4.6	9	76	4.1	
46...	40	11	10	8	2	1	...	1	...	8	7000	4.0	3	
47...	41	14	13	13	9	11500	4.4	5	75	2.6	
48...	44	17	17	16	1	14	7500	4.4	2	
49...	44	15	11	11	...	4	1	3	...	14	8500	4.6	
50...	40	10	10	10	10	15500	5.3	
51...	49	12	12	12	11	18500	5.5	1	
52...	35	8	8	8	8	18000	4.9	
53...	26	8	8	8	7	19500	5.1	1	
54...	33	11	11	11	11	19000	5.4	
55...	36	10	10	10	9	19000	5.0	
56...	91	21	21	21	17	15000	5.3	3	
57...	77	20	20	20	17	15500	5.4	2	
58...	1	
59...	89	35	32	32	...	2	...	1	1	33	...	3.5	1	
60...	28	8	8	8	8	20000	4.9	
61...	82	32	32	32	17	16000	4.6	15	89	3.2	
62...	65	25	25	25	18	13500	4.4	6	81	3.7	
63...	210	64	64	64	52	13500	5.0	11	92	3.6	
64...	44	12	11	11	...	1	1	11	11000	5.0	
65...	9	
66...	39	2	11	11	11	7000	4.5	
67...	41	14	14	13	1	11	10000	4.4	3	
68...	40	15	14	14	...	1	1	11	7500	4.3	4	
69...	71	21	19	18	1	2	2	15	6500	4.1	4	
70...	26	14	14	13	1	6	8500	4.5	8	48	3.6	
71...	65	18	18	16	2	15	8500	3.9	3	
72...	34	14	14	14	13	11500	4.7	1	
73...	27	7	7	7	6	18500	5.2	1	
74...	13	5	5	5	5	20000	5.6	
75...	35	8	8	8	7	18000	5.6	1	
76...	67	20	20	20	19	23000	6.2	1	
77...	15	5	5	5	5	29000	5.2	
78...	57	19	19	19	19	22000	5.5	
86...	112	30	30	30	26	22000	5.7	4	
87...	47	12	12	12	10	24000	5.9	1	

U.S. CENSUS OF HOUSING: 1960

Series HC(3)-137

CITY BLOCKS

Elgin, Ill.

Prepared under the supervision of
WAYNE F. DAUGHERTY, Chief
Housing Division




U.S. DEPARTMENT OF COMMERCE

Luther H. Hodges, *Secretary*

BUREAU OF THE CENSUS

Richard M. Scammon, *Director (From May 1, 1961)*

Robert W. Burgess, *Director (To March 3, 1961)*





BUREAU OF THE CENSUS

RICHARD M. SCAMMON, *Director* (From May 4, 1961)

ROBERT W. BURGESS, *Director* (To March 3, 1961)

A. ROSS ECKLER, *Deputy Director*
HOWARD C. GRIEVES, *Assistant Director*
CONRAD TAUBER, *Assistant Director*
MORRIS H. HANSEN, *Assistant Director for Statistical Standards*
CHARLES B. LAWRENCE, JR., *Assistant Director for Operations*
WALTER L. KEHRES, *Assistant Director for Administration*
CALVERT L. DEDRICK, *Chief, International Statistical Programs Office*
A. W. VON STRUVE, *Acting Public Information Officer*

Housing Division—

WAYNE F. DAUGHERTY, *Chief*
DANIEL B. RATHBUN, *Assistant Chief*
BRULAH WASHBAUGH, *Special Assistant*
MILTON D. LIBBERMAN, *Chief, Coordination and Research*

Decennial Operations Division—GLEN S. TAYLOR, *Chief*
Electronic Systems Division—ROBERT F. DRURY, *Chief*
Field Division—JEFFERSON D. McPIKE, *Chief*
Geography Division—WILLIAM T. FAY, *Chief*
Population Division—HOWARD G. BRUNEMAN, *Chief*
Statistical Methods Division—JOSEPH STRINBERG, *Chief*

Library of Congress Card Number: A61-9347

SUGGESTED CITATION

U.S. Bureau of the Census. *U.S. Census of Housing: 1960. Vol. III, City Blocks.*
Series HC(3), No. 137.
U.S. Government Printing Office, Washington, D.C., 1961.

For sale by the Superintendent of Documents, U.S. Government Printing Office, Washington 25, D.C.
or any of the Field Offices of the Department of Commerce—Price 25 cents.

Table 1.—CHARACTERISTICS OF HOUSING UNITS, FOR THE CITY: 1960

Subject	Number	Percent	Subject	Number	Percent
All housing units.....	14,301	100.0	Occupied housing units—Con.		
CONDITION AND PLUMBING			COLOR		
Sound.....	13,738	92.8	White.....	14,006	98.1
With all plumbing facilities.....	13,913	97.2	Nonwhite.....	270	1.9
Lacking some or all facilities.....	515	3.5	PERSONS PER ROOM		
Deteriorating.....	55	0.4	1.00 or less.....	13,369	93.4
With all plumbing facilities.....	719	5.0	1.01 or more.....	907	6.4
Lacking some or all facilities.....	17	0.1	AVERAGE NUMBER OF ROOMS		
With flush toilet.....	199	1.4	Owner occupied.....	5.6	...
No flush toilet.....	17	0.1	Renter occupied.....	3.9	...
Dilapidated.....	221	1.5	VALUE AND RENT		
Occupied housing units.....	14,274	100.0	Average value.....dollars.....	17,300	...
TENURE			Average contract rent.....dollars.....	78	...
Owner occupied.....	5,816	41.2			
Renter occupied.....	8,458	58.8			

NOTE.—In the map for Elgin approximately 30 blocks are identified.

Table 2.—CHARACTERISTICS OF HOUSING UNITS, BY BLOCKS: 1960

["Total population" contains no persons in group quarters unless preceded by asterisk; one asterisk (*) denotes less than 10 percent; two asterisks (**), 10 percent or more]

Blocks within census tracts	Total population	All housing units by condition and plumbing								Occupied housing units								
		Total	Sound			Deteriorating			Dilapidated	Owner occupied			Renter occupied			Occupied by non-white	1.01 or more persons per room	
			Total	With all plumbing facilities	Lacking some or all facilities	Total	With all plumbing facilities	Lacking some or all facilities		Total	Average value (dollars)	Average number of rooms	Total	Average contract (dollars)	Average number of rooms			
ET-3.....	*6839	2284	2145	2124	21	121	110	11	...	18	1694	17500	5.8	522	86	4.5	1	75
1....	11	5	5	5	4	1
3....	71	23	20	19	1	2	1	1	...	1	19	13000	4.8	4	1
4....	19	5	5	5	4	1	2
5....	22	9	7	5	2	5	9000	5.0	3
6....	24	11	9	9	...	1	1	8	12500	4.1	2
7....	49	16	16	16	15	12000	4.7	1
8....	35	11	11	11	7	27000	6.1	4
9....	54	19	19	17	2	17	12500	4.8	1	1
10....	28	9	9	9	9	38000	6.3
11....	53	20	20	20	15	24000	6.0	4
12....	77	26	26	26	25	21000	5.8	1	1	1
13....	33	12	12	12	12	27000	5.8
14....	33	13	13	13	11	31000	7.1	1
15....	43	16	16	16	12	23000	6.6	3
16....	63	18	17	17	...	1	1	14	23000	6.4	4
17....	90	32	31	31	...	1	1	28	20000	6.0	2	1
18....	12	6	6	6	5	24000	6.6	1
19....	44	14	14	14	8	21000	6.0	5	70	4.6	...	1
20....	50	17	17	17	17	20000	5.6
21....	33	10	10	10	9	22000	5.3	1
22....	41	13	13	13	13	17500	5.7	1
23....	44	17	17	17	11	19000	5.2	6	106	4.2
24....	35	10	10	10	5	...	4.4	5	65	4.6	...	1
26....	50	18	16	16	...	2	2	12	15000	5.5	4	2
27....	66	17	17	16	1	13	10500	4.8	4	3
28....	42	17	16	16	...	1	1	14	13500	4.1	3	1
29....	64	20	18	16	2	2	2	12	14000	5.3	4	2
30....	48	15	14	14	...	1	1	12	12000	5.3	3	1
31....	52	18	14	14	...	4	4	15	14000	5.4	3	1
32....	66	20	12	12	...	7	7	1	14	13000	5.3	5	...	4.4	...	2
33....	68	20	14	14	...	6	6	14	16500	5.4	6	72	3.5	...	4
34....	44	15	11	11	...	4	4	13	15000	4.9	2
35....	3	1
36....	38	16	1	1	...	14	10	4	6	15500	5.3	8	73	3.5
37....	65	23	19	19	...	3	3	1	20	14000	5.4	3
38....	71	25	23	22	1	3	3	22	15000	5.3	3	1
39....	67	23	19	19	...	3	3	22	15000	5.3
40....	59	21	20	20	1	21	17500	5.5
41....	94	32	32	32	29	17500	5.6	3
42....	59	21	21	21	14	14500	5.5	7	86	5.1	...	1
43....	64	22	22	22	19	15500	5.7	3	2
44....	75	24	23	23	...	1	1	20	18500	6.5	3
45....	69	20	20	20	15	15500	6.3	3
46....	8	3
47....	62	19	19	19	15	25000	7.6	3
48....	23	10	10	10	9	33000	8.4
49....	13	5	5	5	5	36000	6.8
51....	25	7	7	7	7	36000	8.0
52....	25	7	7	7	7	38000	8.0
53....	38	13	13	13	12	32000	6.4	1	1
54....	35	12	12	12	10	40000	8.3	2

City Block Characteristics

Table 2.—CHARACTERISTICS OF HOUSING UNITS, BY BLOCKS: 1960—Con.

["Total population" contains no persons in group quarters unless preceded by asterisk: one asterisk (*) denotes less than 10 percent; two asterisks (**), 10 percent or more]

Blocks within census tracts	Total population	All housing units by condition and plumbing									Occupied housing units						
		Total	Sound			Deteriorating			Dilapidated	Owner occupied			Renter occupied			Occupied by non-white	101 or more persons per 100 sq. ft.
			Total	With all plumbing facilities	Lacking some or all facilities	Total	With all plumbing facilities	Lacking some or all facilities		Total	Average value (dollars)	Average number of rooms	Total	Average contract rent (dollars)	Average number of rooms		
55...	44	18	18	18	16	23000	7.4	1
56...	**29	3
57...	55	19	19	19	14	18000	6.5	3
58...	48	18	18	18	15	15000	5.5	3
59...	53	21	21	21	15	18000	5.5	6	...	5.2
60...	52	19	19	19	15	15000	5.3	4
61...	62	21	18	18	...	3	3	14	16500	5.1	7	81	4.9	...	1
62...	62	20	17	17	...	3	3	14	15500	6.0	3
63...	**76	23	14	14	...	9	5	4	...	12	18000	6.1	10	64	3.1	...	3
64...	42	16	14	14	...	2	2	13	17500	5.2	2
65...	24	7	2	2	...	5	5	4	3
66...	13	5	3	3	...	2	2	2	2
67...	24	8	6	6	...	1	1	...	1	4	4
68...	30	9	8	8	1	5	18500	5.0	4
69...	62	21	13	13	...	6	6	...	2	16	14000	5.3	3
70...	67	20	19	19	...	1	1	14	18000	4.8	6	105	4.2	...	3
71...	55	19	19	19	12	13500	5.8	6	...	5.3
72...	65	22	22	22	18	14000	4.7	4	1
73...	57	19	19	17	2	15	12500	5.2	4	2
74...	69	24	24	24	17	14500	5.2	7	92	5.1
75...	65	24	23	23	...	1	1	13	13000	5.6	10	71	4.1
77...	31	11	11	11	8	14000	4.8	3	2
78...	17	7	7	7	1	5	79	4.6	...	1
79...	41	10	8	8	...	2	2	2	8	78	4.4	...	3
80...	7	2
81...	69	27	27	27	17	15500	5.2	9	82	4.2	...	1
82...	64	24	23	23	...	1	1	21	16500	5.8	3
83...	66	23	23	23	17	17000	5.4	5	83	4.4	...	1
84...	68	26	26	25	1	19	13500	6.1	7	83	4.7
85...	103	26	24	24	...	2	2	22	16000	6.4	4	2
86...	72	29	19	19	...	10	10	17	17000	5.8	9	71	5.1
87...	105	30	29	29	...	1	1	19	17500	6.3	11	150	5.3	...	1
88...	67	24	24	24	16	16500	6.8	7	69	4.1
89...	61	20	20	20	17	23000	7.8	3
90...	71	15	15	15	15	31000	8.7
91...	92	32	32	32	21	20000	5.7	10	74	2.7	...	1
92...	67	23	22	22	...	1	1	15	17500	5.6	8	89	4.8	...	1
93...	75	30	28	28	...	2	2	12	12500	5.8	17	88	4.2
94...	69	26	26	26	15	14500	6.7	10	97	4.2
95...	54	17	17	17	11	23000	7.1	6	94	5.5
96...	50	15	15	15	13	21000	7.6	2
97...	87	32	32	30	2	17	15500	5.8	13	76	4.3
98...	**122	28	28	27	1	14	16500	6.6	12	88	5.3	...	1
99...	62	20	19	19	...	1	1	17	17500	7.1	3
100...	36	13	13	13	11	13000	5.5	2
101...	78	24	24	24	13	15500	7.0	9	79	4.7
102...	74	24	24	24	12	14000	6.5	11	78	3.9	...	1
103...	65	18	18	18	11	15500	6.5	7	82	5.0	...	1
104...	51	18	18	18	16	18000	5.9	1
105...	61	17	17	17	12	19500	6.0	5	67	5.0	...	2
106...	66	16	16	16	14	17000	6.6	2
107...	61	23	23	23	16	14000	5.6	6	69	4.5
108...	20	6	6	6	5	...	7.0	1
109...	54	16	16	16	7	...	6.3	9	88	4.3
111...	30	12	12	12	10	16000	5.6	1
112...	59	27	27	27	16	14000	5.2	8	97	4.4	...	2
113...	40	17	16	16	...	1	1	14	13500	5.4	2
114...	70	22	21	19	2	...	1	20	15500	5.7	2
115...	59	18	16	16	...	1	1	...	1	15	14500	6.0	3
116...	45	15	14	14	...	1	1	12	14500	5.3	3
117...	43	13	13	13	10	15000	5.5	2
118...	93	32	30	29	1	...	1	...	1	23	14000	6.2	8	79	4.6	...	1
119...	65	21	21	21	11	16500	5.6	10	76	4.0	...	2
120...	90	26	26	26	16	15000	6.0	9	86	4.4	...	1
121...	67	25	25	25	21	16500	6.4	4
122...	26	15	15	15	8	13000	5.6	5	78	2.8
123...	29	11	11	11	9	12000	5.4	2	1
124...	31	9	8	8	...	1	1	8	11500	6.4	1	1
125...	47	19	19	19	17	12500	4.9	2
126...	67	18	18	18	16	17500	5.4	2
127...	61	19	19	18	1	15	14000	5.5	4
128...	48	18	17	17	...	1	1	11	15000	5.7	7	72	4.6
129...	81	26	24	24	...	2	2	18	17000	5.7	7	74	4.0	...	2
130...	52	19	19	19	18	16000	5.1	1
131...	29	8	8	8	8	22000	5.8
132...	25	9	9	9	8	19000	5.6	1	1
133...	58	19	18	16	2	...	1	14	17500	5.3	5	90	3.6	...	1
134...	48	17	16	16	1	16	15500	4.9	1	2
135...	78	24	23	23	...	1	1	18	16000	6.0	6	83	4.7
ET-4....	*1198	354	229	210	19	62	49	13	63	163	12500	5.7	175	66	3.6	37	65
2...	24	7	7	7	4	3
5...	11	4
6...	32	8	4	3	1	4	5	20000	5.2	3	4	...
7...	31	5	3	3	2	3
8...	20	18	16	16	2	2	11	9000	4.8	8	54	3.9
9...	42	16	15	15	...	1	1	9	16500	5.6	6	83	4.3	...	1

Table 2.—CHARACTERISTICS OF HOUSING UNITS, BY BLOCKS: 1960—Con.

["Total population" contains no persons in group quarters unless preceded by asterisk; one asterisk (*) denotes less than 10 percent; two asterisks (**), 10 percent or more]

Blocks within census tracts	Total population	All housing units by condition and plumbing									Occupied housing units							
		Total	Sound			Deteriorating			Dilapidated	Owner occupied			Renter occupied			Occupied by non-white	1.01 or more persons per room	
			Total	With all plumbing facilities	Lacking some or all facilities	Total	With all plumbing facilities	Lacking some or all facilities		Total	Average value (dollars)	Average number of rooms	Total	Average contract rent (dollars)	Average number of rooms			
								With flush toilet										No flush toilet
10...	69	24	24	24	12	12000	5.5	12	78	3.5	
11...	35	9	9	7	2	7	12500	6.0	2	7	3	
12...	*129	23	19	18	1	4	3	1	...	12	12000	6.4	11	83	3.6	15	8	
13...	38	12	3	3	...	8	7	1	...	8	12500	5.3	4	1	1	
14...	27	8	4	4	...	2	...	2	...	4	4	2	1	
15...	37	11	8	7	1	3	2	1	...	7	13000	5.7	4	1	
16...	14	4	
17...	70	22	19	18	1	3	3	14	13500	5.8	8	66	3.6	2	3	
18...	39	12	12	10	2	8	11500	5.6	4	2	
19...	127	45	27	27	18	12000	5.8	19	76	2.8	...	12	
20...	73	22	16	16	...	6	5	1	...	12	17000	5.6	8	58	4.1	...	4	
21...	33	7	2	2	...	4	3	1	...	3	4	4	2	
22...	28	12	10	4	6	2	10	66	2.6	...	1	
24...	30	11	3	3	...	4	4	4	6	62	4.7	1	...	
25...	11	3	
28...	23	7	7	6	1	1	6	43	4.7	
34...	48	14	4	4	...	9	8	1	...	5	9500	6.0	9	73	2.9	...	5	
35...	51	9	2	2	...	6	3	3	...	4	5	52	4.4	...	3	
36...	**25	5	2	2	...	2	2	2	3	
38...	1	1	
39...	47	24	24	22	65	1.3	...	9	
40...	**11	
43...	14	4	
44...	17	5	3	3	2	3	1	...	
ET-5...	*7472	2441	2215	2171	44	180	173	7	...	46	1791	19500	5.7	582	84	4.4	5	106
1...	20	6	6	6	4	2	
2...	43	14	13	13	...	1	1	11	17500	5.8	3	1	
3...	21	8	8	8	7	25000	5.3	1	
4...	11	5	5	5	5	30000	5.4	
5...	18	6	6	6	5	27000	5.2	1	1	
6...	14	5	5	5	5	31000	7.0	
7...	83	28	27	27	...	1	1	26	32000	5.5	1	
8...	44	18	18	17	1	15	27000	4.9	1	
9...	55	17	17	17	16	20000	5.0	1	1	
10...	96	25	25	25	25	30000	5.4	2	
11...	51	15	15	15	15	38000	5.7	
12...	101	26	26	26	24	33000	5.3	2	2	
13...	...	1	
14...	18	6	6	6	5	30000	6.0	
16...	49	15	15	15	14	29000	5.4	
17...	52	13	13	13	12	28000	5.9	1	
18...	60	19	19	19	18	39000	6.1	1	
19...	43	14	14	14	14	32000	5.9	
20...	71	22	22	22	21	29000	6.1	1	1	
21...	72	25	25	25	20	27000	5.9	4	
22...	47	14	14	14	13	16500	5.2	1	1	
23...	147	57	39	39	...	16	16	31	13500	5.5	22	73	4.5	...	2	
24...	54	16	9	9	...	7	7	11	14000	5.7	5	71	5.0	
25...	85	28	28	28	22	19500	5.3	5	133	4.8	
26...	70	19	19	19	18	25000	5.6	1	2	
27...	54	20	20	19	1	16	19000	5.5	4	1	
28...	34	12	12	12	10	24000	5.7	2	
29...	44	13	13	13	13	19500	5.8	
30...	33	11	11	11	11	26000	5.4	1	
31...	111	32	32	31	1	29	21000	5.7	3	
32...	31	7	4	4	...	2	2	5	13000	5.0	2	2	
33...	24	6	5	5	4	1	
34...	1	
36...	39	13	13	13	11	26000	5.6	2	
37...	57	15	11	11	...	4	4	11	18000	5.8	4	1	
38...	55	17	14	14	...	3	3	15	21000	6.5	2	
39...	53	16	16	16	16	29000	6.8	
40...	51	17	17	17	17	26000	6.3	
41...	66	21	15	15	...	5	5	13	17500	5.5	8	98	5.3	
42...	32	9	5	5	...	4	4	6	10500	6.0	3	
43...	76	29	27	27	...	2	2	8	17500	5.1	20	90	4.1	
44...	32	8	4	4	...	2	2	5	10000	6.2	3	2	
45...	121	60	45	45	...	15	15	22	14000	6.3	27	92	3.4	
46...	49	15	9	9	...	6	6	11	18000	6.9	4	
47...	36	12	7	7	...	5	5	11	18500	6.5	1	
48...	53	14	13	13	...	1	1	11	19500	7.4	3	
49...	68	23	20	20	...	2	2	17	23000	7.4	6	77	5.2	...	1	
50...	61	19	19	19	18	27000	6.2	1	
51...	63	21	20	19	1	1	...	20	23000	5.2	1	2	
52...	71	22	20	19	1	1	1	18	13000	4.7	4	4	
53...	52	21	20	18	2	20	11500	4.4	1	...	
54...	42	18	18	16	2	15	12500	4.6	3	1	
55...	40	16	15	15	12	14500	5.1	2	
56...	36	8	8	8	5	37000	6.6	3	
57...	2	1	
58...	6	2	
59...	4	1	
60...	8	3	
62...	**25	1	
63...	46	14	12	10	2	1	1	13	14500	4.9	1	1	

City Block Characteristics

Table 2.—CHARACTERISTICS OF HOUSING UNITS, BY BLOCKS: 1960—Con.

["Total population" contains no persons in group quarters unless preceded by asterisk; one asterisk (*) denotes less than 10 percent; two asterisks (**), 10 percent or more]

Blocks within census tracts	Total population	All housing units by condition and plumbing									Occupied housing units								
		Sound					Deteriorating				Dilapidated	Owner occupied			Renter occupied			Occupied by non-white	1.01 or more persons per room
		Total	With all plumbing facilities	Lacking some or all facilities	Total	With all plumbing facilities	Lacking some or all facilities		Total	Average value (dollars)		Average number of rooms	Total	Average contract rent (dollars)	Average number of rooms				
					With flush toilet	No flush toilet													
64...	42	18	17	16	1	1	11	13500	4.3	7	92	3.0	
65...	14	4	
66...	60	16	16	16	9	19500	7.0	7	95	4.7	...	1	
67...	40	17	17	15	2	12	13500	6.4	4	
68...	34	14	14	14	7	23000	6.1	6	55	3.7	
69...	21	10	10	10	3	6	85	4.7	
70...	34	10	8	8	...	2	1	1	7	22000	7.1	3	
71...	25	11	9	9	...	1	2	9	20000	8.1	1	
72...	46	10	8	8	...	2	2	9	19500	8.1	1	2	
73...	106	31	21	21	...	7	5	2	...	3	15	17500	7.1	16	82	4.8	...	2	
74...	68	22	15	15	...	6	6	1	14	13000	5.6	8	73	4.3	...	1	
75...	46	15	11	11	...	4	4	10	13000	5.6	4	1	
76...	74	18	10	10	...	6	6	2	8	11500	4.9	9	77	4.2	...	6	
77...	65	19	5	5	...	10	10	4	8	13000	6.0	10	84	4.7	...	1	
78...	**70	18	8	8	...	9	9	1	12	12000	5.7	4	2	
79...	39	17	13	13	...	4	4	4	12	62	4.2	
80...	84	25	12	12	...	10	10	3	8	13000	5.6	17	63	3.8	...	3	
81...	24	10	9	9	...	1	1	9	86	4.3	
82...	88	22	9	9	...	2	2	11	3	19	65	3.7	...	11	
83...	**68	22	20	17	3	2	2	5	...	8.2	15	74	3.5	1	3	
84...	7	1	1	
85...	98	40	39	38	1	1	1	14	14500	6.4	23	88	3.4	...	1	
86...	126	36	35	34	1	1	22	13000	6.0	13	75	3.9	...	4	
87...	**77	18	18	16	2	8	23000	6.9	10	84	4.3	...	1	
88...	**32	8	8	8	6	12500	6.3	2	
89...	69	24	23	23	1	15	19500	5.9	8	104	4.1	
90...	59	19	19	19	15	24000	6.3	3	
91...	40	13	12	12	...	1	1	3	8	79	5.5	2	1	
92...	43	15	15	15	11	13500	6.1	2	1	
93...	70	19	19	19	12	17000	6.4	7	101	5.9	
94...	84	26	24	24	...	2	2	21	16000	6.4	5	...	5.2	...	1	
95...	25	10	10	10	7	14000	7.3	2	
96...	25	7	7	7	7	17500	7.9	
97...	79	25	23	20	3	2	2	16	15000	6.3	8	79	4.6	...	2	
98...	71	28	27	25	2	1	1	21	16500	5.4	7	97	5.0	
99...	83	28	28	28	24	20000	6.0	4	
100...	65	24	24	24	22	17000	5.5	2	
101...	50	18	18	18	17	19500	5.3	1	
102...	42	18	16	16	...	2	...	2	12	17500	5.1	5	80	4.6	
103...	43	14	14	14	13	15000	5.4	1	
104...	44	15	15	12	3	12	18500	5.7	3	2	
105...	45	11	11	11	11	35000	6.1	1	
106...	28	15	15	14	1	12	14000	5.1	3	
107...	49	13	13	11	2	11	14500	5.7	2	1	
108...	33	13	13	13	13	16500	5.0	
109...	56	14	14	14	11	17500	6.5	3	3	
110...	41	14	14	14	13	15500	5.6	1	
111...	43	15	15	15	14	14000	4.9	1	
112...	51	17	15	15	...	2	2	15	17500	5.4	2	
113...	74	22	20	20	...	2	2	19	17500	6.1	3	1	
115...	113	35	29	29	...	6	6	25	15500	5.5	8	84	4.0	...	5	
116...	16	8	8	8	7	17500	4.6	1	
117...	9	3	
118...	37	16	16	16	11	15500	4.7	4	
119...	107	43	43	38	5	21	16500	5.4	21	78	3.9	1	1	
120...	**60	18	18	18	6	21000	7.5	10	74	5.9	
121...	76	28	28	26	2	14	19000	7.2	13	97	4.2	
122...	92	31	29	29	...	2	2	15	22000	6.1	14	79	3.9	...	2	
123...	32	11	11	11	10	19500	5.1	1	
124...	48	13	12	12	1	11	16500	4.9	2	1	
125...	60	23	19	19	...	4	3	1	21	14000	5.5	2	
126...	22	8	8	8	6	15000	5.3	2	
127...	37	12	12	11	1	11	14500	5.5	
128...	51	17	16	16	...	1	1	13	16000	5.4	4	
129...	26	8	8	8	7	15500	4.7	1	
130...	49	14	12	12	...	1	1	1	11	15000	5.8	3	1	
131...	51	16	16	16	12	16500	5.2	3	1	
132...	50	14	14	14	13	15500	4.9	1	
133...	21	7	7	7	7	31000	5.0	
134...	39	12	12	12	12	18000	4.8	
136...	39	13	12	12	1	12	17500	4.6	1	
137...	36	14	13	13	...	1	1	12	17000	5.6	2	
138...	32	10	10	10	10	24000	5.1	
139...	38	14	14	14	13	19500	4.5	1	
140...	41	14	12	12	...	1	1	1	12	13000	4.4	2	1	
141...	40	15	15	15	14	15000	4.9	1	
142...	30	10	10	10	9	17500	4.9	1	
143...	68	23	22	22	1	21	18000	5.1	2	1	
144...	30	10	10	10	9	22000	5.2	1	
145...	87	25	25	25	20	15000	5.8	5	98	4.6	...	1	
146...	48	15	14	13	1	...	1	12	20000	5.8	3	1	
147...	70	24	23	23	...	1	1	19	15000	4.6	5	79	4.4	...	1	
148...	47	15	14	14	...	1	1	11	19000	5.2	4	1	
149...	38	14	14	14	11	17500	4.5	3	
150...	42	14	14	14	12	20000	5.1	2	
151...	39	13	13	13	12	25000	5.3	1	
152...	45	13	13	13	13	21000	5.2	1	

Table 2.—CHARACTERISTICS OF HOUSING UNITS, BY BLOCKS: 1960—Con.

["Total population" contains no persons in group quarters unless preceded by asterisk: one asterisk (*) denotes less than 10 percent; two asterisks (**), 10 percent or more]

Blocks within census tracts	Total population	All housing units by condition and plumbing									Occupied housing units							
		Total	Sound			Deteriorating			Dilapidated	Owner occupied			Renter occupied			Occupied by non-white	1.01 or more persons per room	
			Total	With all plumbing facilities	Lacking some or all facilities	Total	With all plumbing facilities	Lacking some or all facilities		Total	Average value (dollars)	Average number of rooms	Total	Average contract rent (dollars)	Average number of rooms			
153...	40	16	16	14	2	10	14000	5.4	6	74	3.3
155...	30	11	9	9	...	2	2	9	11000	4.4	2
156...	35	12	12	12	11	18500	5.5
ET-6....	*997	658	630	235	395	22	12	10	...	6	22	21000	5.0	560	57	2.1	42	70
1....	70	42	31	9	22	5	5	6	3	37	45	2.2	...	1
2....	2	1
4....	62	27	22	6	16	5	...	5	2	25	59	1.6	25	14
5....	43	23	23	18	5	4	19	60	4.4	...	1
6....	29	11	11	11	11	73	3.6	...	2
7....	57	23	21	17	4	2	...	2	2	21	60	2.7	6	2
8....	*127	108	108	31	77	97	72	1.1	1	16
9....	3	2
11....	16	10	10	10	1	8	60	4.9
12....	31	13	13	9	4	12	90	3.3	...	1
13....	53	62	62	6	56	47	39	1.5	3	3
14....	9	5	5	1	4	1	4	2
15....	11	9	9	3	6	1	7	54	2.4
16....	61	70	70	...	70	61	43	1.0	1	...
17....	61	51	50	3	47	1	1	44	41	1.2	1	6
18....	20	7	7	7	1	5	74	3.8
20....	57	58	58	18	40	42	62	1.2	...	5
21....	12	4
22....	50	33	33	23	10	1	29	60	3.0	...	1
23....	27	22	22	10	12	2	13	59	3.0	...	3
24....	40	21	18	17	1	3	2	1	1	20	61	3.6	5	1
25....	14	4
27....	15	4
28....	30	11	11	10	1	11	75	3.6	...	3
29....	6	3
30....	82	28	22	11	11	6	4	2	26	57	3.7	...	7
31....	9	6	6	2	4	2	4
ET-7....	*8929	3245	2936	2743	193	246	200	34	12	63	1288	15000	6.0	1822	79	4.0	121	228
1....	34	13	13	13	12	15000	5.1	1
2....	32	14	14	13	1	10	14500	5.7	4
3....	121	46	46	45	1	25	14500	5.1	19	78	3.6	...	2
4....	113	33	32	32	1	13	16500	5.5	19	104	4.9	...
5....	**71	22	21	21	1	11	22000	6.1	9	189	4.1	1
6....	41	12	10	10	...	1	1	1	7	14000	5.4	5	437	4.6	...
7....	**19
8....	43	12	11	11	...	1	1	10	16500	6.8	2	
9....	39	14	14	14	8	15000	5.9	6	82	4.3	...	
10....	48	13	12	10	2	1	1	10	13000	7.2	3	
11....	46	14	8	8	...	2	2	4	12500	5.7	7	73	4.4	6	
12....	73	23	5	5	...	12	12	6	9	11500	6.1	13	56	3.2	4
13....	45	15	10	10	...	1	1	4	11	16000	7.3	4	...	1	
14....	44	19	17	17	2	7	...	5.9	12	85	4.2	...
15....	51	14	8	8	...	4	4	10	15000	6.0	4	
16....	65	17	14	14	...	1	1	9	12500	5.7	8	78	4.0	...	
17....	57	18	14	11	3	4	4	7	11000	6.3	10	80	4.1	...	
18....	156	49	48	48	...	1	1	20	15500	5.7	28	69	4.4	1	
19....	59	24	24	24	17	17500	5.4	6	73	5.2	...	
20....	54	14	14	14	10	18500	6.1	4	
21....	18	9	9	9	9	18500	4.9	
22....	33	10	10	10	5	18500	4.4	5	92	4.8	...	
23....	92	36	30	25	5	6	4	1	1	...	18	16500	5.1	15	60	3.7	20	
24....	61	21	17	17	...	4	4	7	12500	5.4	13	116	4.8	...	
25....	87	27	16	16	...	4	4	8	12000	5.5	19	53	4.1	...	
26....	59	25	22	22	...	3	3	7	...	6.1	16	83	4.1	...	
27....	54	24	17	17	...	3	...	5	2	8	...	4.9	15	79	3.9	...
28....	58	16	10	10	...	3	3	10	13000	6.4	6	66	6.0	...	
29....	66	26	23	23	7	...	5.9	19	91	4.5	...	
30....	44	20	17	16	1	1	1	7	15500	5.3	13	77	3.0	...	
31....	76	19	12	12	...	1	1	10	12000	5.7	9	74	4.6	...	
32....	**76	18	17	17	7	10000	6.3	11	118	5.3	...	
33....	40	14	14	14	11	16000	6.2	3	
34....	47	20	20	20	10	16000	5.0	9	62	4.6	...	
35....	53	22	20	20	...	2	2	8	15500	4.9	11	73	4.0	...	
36....	201	58	50	50	...	6	6	25	16500	6.9	30	74	4.1	10	
37....	305	78	55	36	19	21	5	5	11	2	31	12500	5.3	45	65	2.7	60	
38....	39	13	13	13	9	12500	6.3	4	
39....	39	14	14	11	3	10	15000	5.9	3	
40....	44	15	15	15	8	13500	6.1	7	79	4.9	...	
41....	82	25	25	23	2	17	13000	5.3	7	80	4.6	3	
42....	*39	17	17	17	14	15500	5.3	3	
43....	**52	21	21	21	5	13000	6.2	14	77	3.5	...	
44....	65	25	22	20	2	3	3	8	15500	5.0	16	72	4.6	...	
45....	26	14	12	10	2	2	2	4	8	80	3.5	...	
46....	143	51	40	36	4	10	7	3	10	13500	6.8	39	96	3.5	1	
47....	*83	23	20	20	...	1	1	7	20000	5.9	14	90	4.1	...	
48....	66	30	29	28	1	3	1	7	...	5.4	23	73	3.8	...	
49....	142	45	42	34	8	3	3	14	10500	6.1	30	70	4.2	1	
50....	72	28	26	23	3	2	2	18	13000	5.9	8	75	4.4	...	
51....	158	61	59	58	1	2	2	34	13500	5.4	23	71	4.5	...	
52....	18	5	5	5	...													

City Block Characteristics

Table 2.—CHARACTERISTICS OF HOUSING UNITS, BY BLOCKS, 1960—Con.

["Total population" contains no persons in group quarters unless preceded by asterisk; one asterisk (*) denotes less than 10 percent; two asterisks (**), 10 percent or more]

Blocks within census tracts	Total population	All housing units by condition and plumbing									Occupied housing units								
		Sound					Deteriorating				Dilapidated	Owner occupied			Renter occupied			Occupied by non-white	1.01 or more persons per room
		Total	Total	With all plumbing facilities	Lacking some or all facilities	Total	With all plumbing facilities	Lacking some or all facilities		Total		Average value (dollars)	Average number of rooms	Total	Average contract rent (dollars)	Average number of rooms			
								With flush toilet	No flush toilet										
53...	59	18	16	16	...	2	2	10	15500	5.8	7	88	4.9	...	1	
54...	59	17	16	16	1	8	12500	6.0	8	78	4.6	...	1	
55...	213	66	63	63	...	3	3	39	13500	6.0	24	74	4.4	...	4	
56...	145	49	48	48	...	1	1	19	13500	5.3	30	77	4.5	...	3	
57...	24	14	14	14	1	12	...	3.3	...	1	
58...	120	36	28	25	3	8	5	3	15	11500	5.5	21	65	4.0	6	5	
59...	66	25	24	24	...	1	1	7	13000	6.6	17	84	3.8	...	4	
60...	109	49	49	44	5	4	45	76	3.8	...	1	
61...	45	15	5	5	...	9	9	4	9	66	4.0	...	1	
62...	*84	23	17	17	...	5	4	1	...	1	5	...	5.8	18	77	4.5	5	5	
63...	51	20	17	17	...	1	1	2	4	15	76	3.7	...	2	
64...	211	83	81	75	6	2	2	46	14000	6.3	37	75	3.4	...	1	
65...	33	13	13	13	2	9	...	6.1	3	1	
66...	137	44	41	41	...	3	3	21	15500	6.2	23	81	4.1	...	2	
67...	91	35	35	35	3	21	12000	5.3	11	75	4.8	...	3	
68...	66	29	26	25	1	3	3	12	16500	6.5	16	81	3.5	...	1	
69...	55	21	18	17	1	3	3	9	16000	6.4	12	110	5.7	
70...	78	23	14	12	2	9	9	10	16500	6.1	13	69	4.7	...	3	
72...	*119	43	39	38	1	4	4	15	16000	5.9	27	84	4.7	...	2	
73...	*68	28	28	26	2	5	24000	6.4	21	76	4.3	...	2	
74...	92	38	38	38	17	17000	6.5	20	79	3.6	
75...	**105	31	31	29	2	5	...	5.8	13	74	4.0	...	1	
76...	*87	29	29	28	1	10	16500	7.4	19	76	3.8	...	2	
77...	55	25	22	22	...	3	3	13	15000	6.3	8	159	3.6	
78...	83	23	20	20	...	3	3	18	13000	6.3	5	84	5.6	...	2	
79...	50	20	20	20	9	23000	7.7	9	78	4.1	...	1	
80...	99	36	36	36	7	...	6.6	27	120	4.7	...	2	
81...	52	17	15	15	...	2	2	10	15000	7.1	7	79	4.1	
82...	41	13	13	11	2	6	11000	6.5	7	196	3.6	...	1	
83...	39	17	17	17	5	...	5.4	11	66	4.4	
84...	*119	47	47	40	7	14	20000	5.9	33	80	3.3	...	2	
85...	133	57	57	50	7	19	17500	6.1	38	79	3.7	...	4	
86...	75	47	47	46	1	8	24000	7.1	38	63	3.3	
87...	72	35	30	23	7	5	3	2	3	32	66	3.3	...	3	
88...	12	7	7	7	1	5	...	2.4	
89...	**131	42	38	33	5	4	4	11	18000	6.7	30	100	4.7	...	2	
90...	*338	117	117	112	5	55	15000	6.8	51	80	4.7	...	7	
91...	97	39	39	35	4	17	16000	6.6	21	73	3.7	...	2	
92...	76	28	28	22	6	7	...	5.4	19	68	3.4	...	4	
93...	121	62	56	44	12	6	1	5	17	17500	5.4	43	68	3.3	...	1	
94...	*60	29	28	28	...	1	1	7	24000	7.6	22	61	2.8	
96...	76	48	38	37	1	10	10	5	...	4.0	40	68	3.8	
97...	48	21	21	21	10	25000	6.0	10	91	4.9	
99...	27	12	12	12	7	13500	6.6	5	54	4.4	
100...	134	61	59	43	16	2	2	21	16500	6.0	36	65	3.2	...	6	
101...	**145	55	44	32	12	9	6	3	...	2	13	16500	5.9	36	62	3.4	...	4	
102...	80	28	27	27	...	1	1	10	...	5.4	17	71	4.6	...	1	
103...	48	20	20	16	4	8	...	5.8	11	66	3.1	
104...	74	30	30	30	18	16000	6.3	12	83	3.2	
105...	100	37	37	37	19	16500	6.4	17	75	4.2	...	2	
106...	47	20	20	20	6	...	5.7	14	69	4.1	...	1	
107...	89	36	35	35	...	1	1	10	...	5.2	26	80	3.7	...	3	
108...	162	62	54	50	4	8	7	1	23	13000	5.9	39	78	3.8	...	3	
109...	189	73	70	61	9	3	2	1	22	11500	5.0	49	63	3.7	...	6	
110...	65	18	16	16	...	1	1	8	9000	5.8	9	70	5.0	...	2	
111...	143	71	55	46	9	13	9	4	...	3	12	10500	5.7	49	55	3.8	...	6	
112...	83	27	17	17	...	10	10	5	...	6.8	20	82	3.9	...	5	
ET-8...	*5919	1958	1867	1817	50	80	71	9	...	11	1198	15000	5.7	707	84	4.2	2	109	
2...	22	7	7	7	7	28000	5.7	
3...	45	14	13	13	14	19500	6.1	
4...	51	16	16	16	12	15500	5.9	3	1	
5...	76	23	22	22	...	1	...	1	11	14500	5.7	11	91	5.2	...	2	
6...	43	14	14	14	12	23000	6.6	2	
7...	46	16	16	16	12	24000	6.2	4	
8...	46	14	14	14	10	23000	7.5	4	
9...	42	16	16	16	11	17500	6.1	5	92	5.4	
10...	57	17	17	17	11	14500	6.4	6	97	5.0	
11...	85	29	27	27	...	2	2	19	15000	6.2	9	84	4.3	...	1	
12...	70	24	24	24	10	13000	5.8	13	96	4.3	...	2	
13...	56	22	22	20	2	15	13500	6.4	6	70	4.2	
14...	67	20	19	18	1	1	1	11	15500	6.6	9	82	5.4	...	1	
15...	49	20	19	17	2	1	...	1	9	13500	6.7	11	79	4.5	
16...	70	23	23	23	8	17500	8.8	14	107	4.4	
17...	151	58	57	57	...	1	1	23	19000	5.5	35	74	3.8	...	1	
18...	129	41	41	41	26	15500	5.7	14	78	4.3	...	2	
19...	44	15	14	14	11	14500	5.5	4	
20...	54	19	19	19	10	13000	6.6	7	83	3.7	...	1	
21...	*135	46	46	46	27	14500	6.3	16	104	3.9	...	2	
22...	131	47	47	47	23	15500	5.4	24	115	3.9	...	2	
23...	49	16	14	12	2	2	2	11	16000	6.0	4	1	
24...	70	21	16	16	...	4	4	14	15000	6.0	6	74	4.5	...	2	
25...	46	16	15	15	...	1	1	10	12500	5.8	6	83	5.5	
26...	**92	8	8	7	1	3	4	
27...	53	19	19	19	12	14000	6.2	7	91	4.9	
28...	*226	85	84	73	11	1	1	38	15500	5.8	44	75	3.6	...	1	
29...	78	24	23	23	...	1	1	13	12000	6.2	9	75	4.7	...	1	

Table 2.—CHARACTERISTICS OF HOUSING UNITS, BY BLOCKS: 1960—Con.

["Total population" contains no persons in group quarters unless preceded by asterisk; one asterisk (*) denotes less than 10 percent; two asterisks (**), 10 percent or more]

Blocks within census tracts	Total population	All housing units by condition and plumbing									Occupied housing units								
		Sound					Deteriorating				Dilapidated	Owner occupied			Renter occupied			Occupied by non-white	1.01 or more persons per room
		Total	With all plumbing facilities	Lacking some or all facilities	Total	With all plumbing facilities	Lacking some or all facilities		Total	Average value (dollars)		Average number of rooms	Total	Average contract rent (dollars)	Average number of rooms				
							With flush toilet	No flush toilet											
30...	17	6	5	5	...	1	1	3	3	
31...	53	19	19	19	16	15500	5.4	2	
32...	42	16	16	16	15	14500	5.9	1	1	...	
33...	51	18	18	18	14	16000	5.4	4	
34...	156	51	44	42	2	7	6	1	32	14500	5.5	14	61	4.4	...	5	
35...	56	21	21	21	13	19000	5.5	7	92	5.4	
36...	79	24	24	24	15	15500	5.9	9	91	4.1	
37...	57	15	15	15	11	16000	6.3	4	2	
38...	39	16	16	16	7	...	5.7	7	90	4.7	...	1	
39...	55	21	21	21	15	18000	5.9	6	...	5.5	...	1	
40...	187	63	58	58	...	5	5	26	11500	5.9	36	82	4.2	...	5	
41...	**126	34	29	29	...	5	5	17	14500	5.6	17	131	3.9	...	4	
42...	58	18	18	18	8	10000	5.5	9	57	4.3	...	1	
43...	141	47	46	36	10	1	1	16	15500	6.1	29	65	3.1	...	9	
44...	132	41	41	40	1	15	12500	5.8	24	74	4.2	...	3	
45...	107	39	36	32	4	3	3	24	13500	5.7	14	67	3.7	...	1	
46...	76	28	27	27	1	14	13000	5.9	12	80	3.8	...	3	
47...	12	4	
48...	40	17	17	17	12	16000	5.8	4	
49...	64	17	17	17	15	15500	5.4	2	
50...	42	16	16	16	16	18000	5.3	1	
51...	75	25	25	25	22	17500	5.2	2	
52...	67	21	19	19	...	2	2	18	19500	5.3	3	1	
53...	82	28	28	27	1	25	17000	5.1	3	
54...	75	28	26	26	...	1	1	1	25	13000	4.9	3	
55...	103	36	36	36	23	13500	5.3	13	72	3.4	...	2	
56...	83	31	30	28	2	...	1	21	16000	5.4	10	73	3.8	...	1	
57...	92	34	34	34	26	12000	5.8	6	75	3.8	
58...	122	40	40	36	4	16	12500	5.3	24	78	4.1	...	2	
59...	183	48	42	41	1	6	3	3	28	12000	6.1	19	68	4.3	...	8	
60...	90	32	32	32	15	12500	5.8	17	75	4.2	...	3	
61...	80	29	28	25	...	1	1	10	12000	5.7	18	82	4.3	...	1	
62...	20	8	8	8	3	5	89	4.2	
63...	26	9	9	9	7	16000	5.4	2	
64...	39	12	12	12	12	16500	5.0	1	
65...	41	12	12	12	11	18000	5.2	1	
66...	43	12	12	12	11	17000	5.5	1	3	
67...	27	9	9	9	6	14000	5.2	3	
68...	28	9	8	8	...	1	1	8	15500	6.3	1	
69...	65	22	18	16	2	2	2	2	13	12500	5.6	7	81	4.1	...	2	
70...	53	17	14	14	...	2	2	1	13	13500	6.0	4	
71...	45	17	14	14	...	2	2	10	12000	5.0	6	65	4.0	
72...	35	9	5	4	1	2	1	2	4	5	...	4.2	...	5	
73...	31	9	6	6	...	3	3	4	5	62	4.4	
74...	27	9	9	9	5	16500	5.6	4	
75...	17	6	4	4	...	2	2	5	17000	5.4	1	
76...	22	8	8	8	3	5	76	2.8	...	1	
77...	35	11	10	10	...	1	1	9	15000	5.7	2	1	
78...	30	7	7	7	5	15000	5.4	2	1	
79...	30	14	11	11	...	3	1	2	8	14500	4.9	6	53	4.0	
80...	47	15	15	15	12	16000	5.1	3	1	
81...	45	18	18	18	12	13000	4.5	6	74	4.5	...	1	
82...	51	15	15	15	12	13500	5.7	3	1	
83...	37	14	10	10	...	4	4	10	10500	6.0	4	1	
84...	41	17	17	17	10	14000	4.7	5	...	4.2	
85...	50	15	14	14	...	1	1	12	15500	4.8	2	1	
86...	34	10	9	9	...	1	1	9	18000	5.8	1	1	
87...	52	15	15	15	14	14500	4.7	1	2	
88...	44	13	13	13	11	12000	4.1	1	4	
89...	50	15	15	15	12	12500	4.5	2	1	2	
90...	43	14	14	14	12	11500	4.5	2	3	
91...	86	24	16	16	...	8	8	7	13000	4.7	16	86	4.3	...	4	
ET-9...	804	273	233	222	11	37	27	10	...	3	132	12500	5.9	131	68	4.0	...	21	
2...	32	10	6	6	...	4	4	8	6	77	5.2	...	1	
3...	40	17	17	14	3	2	16500	5.4	9	61	2.6	...	1	
4...	60	18	14	12	2	3	3	1	9	11500	7.3	7	78	4.1	
6...	5	4	1	
7...	52	23	18	14	4	5	3	2	7	...	5.0	15	68	4.1	...	2	
12...	93	29	29	29	15	14500	6.8	13	66	3.9	...	2	
13...	69	26	25	23	2	1	1	13	13500	6.0	11	66	4.0	...	2	
14...	73	29	27	27	...	2	2	12	15500	5.6	16	63	4.0	
16...	5	2	
17...	151	39	30	30	...	8	5	3	...	1	25	10500	6.0	14	63	4.2	...	10	
18...	4	2	
20...	52	17	12	12	...	5	5	7	12500	6.1	9	64	4.4	...	2	
21...	36	13	13	13	6	10500	6.2	7	67	3.7	
22...	34	11	6	6	...	5	4	1	7	13500	5.9	4	1	
26...	14	4	
27...	30	11	10	10	1	6	10500	4.5	5	82	3.8	
28...	21	8	8	8	4	4	
29...	29	9	9	9	7	14000	4.7	2	
30...	4	1	
ET-10...	*5588	1950	1897	1860	37	49	46	3	...	4	1252	15500	5.6	649	78	4.1	7	79	
1...	40	19	12	12	...	5	5	2	6	...	5.8	13	74	3.9	...	3	

City Block Characteristics

Table 2.—CHARACTERISTICS OF HOUSING UNITS, BY BLOCKS: 1960—Con.

["Total population" contains no persons in group quarters unless preceded by asterisk: one asterisk (*) denotes less than 10 percent; two asterisks (**), 10 percent or more]

Blocks within census tracts	Total population	All housing units by condition and plumbing								Occupied housing units								
		Total	Sound			Deteriorating			Dilapidated	Owner occupied			Renter occupied			Occupied by non-white	1.01 or more persons per room	
			Total	With all plumbing facilities	Lacking some or all facilities	Total	With all plumbing facilities	Lacking some or all facilities		Total	Average value (dollars)	Average number of rooms	Total	Average contract rent (dollars)	Average number of rooms			
								With flush toilet										No flush toilet
2...	87	35	33	33	...	2	2	11	...	5.3	24	104	3.9	1	2	
3...	131	42	40	38	2	2	2	28	14500	6.5	13	77	4.3	...	2	
4...	120	33	27	27	...	6	6	12	13000	5.6	20	82	3.7	...	6	
5...	84	30	30	30	22	13000	5.7	8	71	4.8	...	1	
6...	206	64	64	64	45	16500	5.4	18	83	4.6	...	3	
7...	36	15	15	15	10	12000	4.9	5	...	4.2	
8...	26	9	9	9	6	15500	6.3	3	
9...	30	13	13	13	7	11500	5.9	5	78	3.6	...	1	
10...	42	15	15	15	9	14500	5.8	5	68	4.2	...	1	
11...	26	10	10	10	7	13000	6.6	3	1	
12...	*108	35	35	35	24	13500	5.8	11	67	4.2	...	1	
13...	71	24	24	24	17	14000	6.0	6	82	5.8	...	2	
14...	**321	115	114	104	10	1	1	42	19500	5.8	65	76	3.6	...	3	
15...	40	19	19	17	2	8	...	5.4	11	71	3.5	
16...	20	11	11	11	9	18000	5.7	2	
17...	45	19	19	19	9	14000	6.0	9	80	3.8	
18...	65	23	20	20	...	3	3	8	15000	5.9	14	80	4.3	...	3	
19...	**73	28	28	28	9	11500	6.0	18	85	3.3	...	2	
20...	35	10	10	10	7	12500	5.6	2	1	
21...	40	15	15	15	10	13500	6.3	4	
22...	23	15	15	13	2	5	13500	5.2	10	68	1.2	...	1	
23...	56	20	20	20	12	15500	6.1	8	75	3.9	
24...	53	15	15	13	2	10	15500	5.0	5	69	4.8	...	2	
25...	55	18	18	16	2	15	15000	5.1	3	3	
26...	31	9	7	7	...	2	2	9	16000	6.3	
27...	39	8	7	7	...	1	1	6	12500	6.2	2	1	
28...	59	16	16	16	12	12500	5.1	4	2	
29...	62	22	22	22	14	13500	5.9	7	85	3.9	...	2	
30...	80	32	28	28	...	4	4	18	12500	6.1	11	72	4.1	...	1	
31...	62	21	21	21	17	12500	5.5	3	1	
32...	83	32	27	27	...	5	3	2	...	20	14500	5.5	11	75	3.6	
33...	48	17	15	15	...	2	2	10	12500	5.7	6	74	5.3	
34...	49	18	18	18	13	16000	5.9	5	89	4.6	
35...	69	21	21	21	16	17500	6.3	4	
36...	55	21	21	20	1	18	15500	5.8	3	
37...	43	19	19	18	1	14	13000	6.2	4	1	
38...	58	26	26	26	13	12500	5.3	13	88	4.4	
39...	57	27	27	27	8	...	6.1	18	80	3.5	...	1	
40...	16	5	5	5	4	1	
41...	81	29	29	29	18	18000	5.5	9	76	4.1	...	2	
42...	72	27	25	25	...	2	2	22	15500	5.4	5	83	4.8	...	1	
43...	36	16	15	15	...	1	1	10	15000	5.6	6	66	4.3	
44...	34	12	10	10	...	2	2	11	15500	5.9	1	
45...	38	16	15	15	...	1	1	14	13500	5.5	1	
46...	21	10	10	10	9	14000	5.0	1	1	
47...	43	15	14	14	...	1	1	12	13500	5.3	3	
48...	46	13	13	13	11	17500	5.3	2	
49...	72	22	22	22	12	15500	6.2	7	3	
50...	49	12	10	10	...	2	2	7	21000	6.1	5	83	4.8	...	1	
51...	40	13	13	13	9	18500	5.7	4	
52...	23	8	8	8	6	17000	5.5	2	1	
53...	30	8	7	7	...	1	1	6	16000	5.2	2	1	
54...	36	12	12	12	8	14000	6.4	4	
55...	34	11	11	11	10	13500	5.6	1	1	
56...	35	13	11	10	1	2	2	8	11000	5.8	5	60	4.6	
57...	48	14	14	14	12	12500	5.6	2	1	
58...	75	27	25	25	...	2	2	22	17500	5.8	4	
59...	84	31	30	30	...	1	1	25	16500	6.0	6	68	3.8	
60...	47	19	19	19	15	16500	5.8	4	1	
61...	51	24	24	24	13	18000	5.7	9	96	4.4	
62...	49	19	19	19	12	12500	5.3	7	89	4.4	
63...	86	26	25	25	...	1	1	17	12500	5.8	9	79	4.4	
64...	12	5	5	5	4	1	
65...	22	7	7	7	6	13500	5.5	1	
66...	117	39	39	37	2	16	13000	5.8	23	74	3.8	...	3	
67...	90	32	32	32	20	15500	5.8	11	73	3.8	...	2	
68...	**113	35	35	35	14	14000	5.3	20	79	3.8	...	1	
69...	134	47	47	46	1	28	15500	5.8	19	76	3.6	...	1	
70...	**45	14	14	14	7	16000	4.9	6	77	5.0	...	1	
71...	39	16	16	10	6	5	...	6.0	11	87	2.8	...	1	
72...	45	16	16	16	7	14000	5.3	9	67	4.9	
73...	58	21	21	21	16	16500	5.5	5	80	3.6	
74...	69	21	21	21	19	14000	5.6	2	1	
75...	43	13	13	13	9	11500	5.6	4	1	
76...	61	24	24	24	16	16500	5.0	5	92	4.6	
77...	59	19	19	19	15	17500	5.1	3	1	
78...	60	22	22	22	19	16500	5.3	3	
79...	102	31	30	30	1	26	16000	5.4	5	88	4.4	...	2
80...	94	28	28	28	26	19000	5.1	2	1	
81...	76	23	23	23	22	17500	5.0	1	
82...	50	15	15	15	14	22000	4.9	1	
83...	21	7	7	7	6	28000	5.8	1	
84...	39	11	11	11	11	20000	5.5	
85...	19	5	5	5	4	1	
86...	36	12	12	8	4	5	15500	4.2	7	77	4.0	
87...	42	14	13	13	1	13	17500	5.8	1
88...	139	44	44	44	39	19000	5.0	4	2	

Table 2.—CHARACTERISTICS OF HOUSING UNITS, BY BLOCKS: 1960—Con.

["Total population" contains no persons in group quarters unless preceded by asterisk; one asterisk (*) denotes less than 10 percent; two asterisks (**), 10 percent or more]

Blocks within census tracts	Total population	All housing units by condition and plumbing								Occupied housing units								
		Total	Sound			Deteriorating			Dilapidated	Owner occupied			Renter occupied			Occupied by non-white	1.01 or more persons per room	
			Total	With all plumbing facilities	Lacking some or all facilities	Total	With all plumbing facilities	Lacking some or all facilities		Total	Average value (dollars)	Average number of rooms	Total	Average contract rent (dollars)	Average number of rooms			
							With flush toilet	No flush toilet										
90...	35	16	16	16	10	16500	5.7	6	70	4.2	
91...	61	21	21	20	1	12	14000	6.0	9	79	4.0	
92...	46	19	19	19	13	15500	5.2	6	73	4.2	
93...	59	21	21	21	13	14000	5.1	6	84	4.0	...	1	
94...	14	5	5	5	4	1	
95...	14	4	
ET-11...	**6344	40	40	40	39	...	3.8	1	6	
2...	**6344	40	40	40	39	...	3.8	1	6	
ET-12...	2465	713	693	691	2	15	13	2	5	593	18000	5.2	104	97	4.5	5	64	
1...	199	58	58	58	49	17000	5.0	9	108	3.9	...	4	
2...	46	13	12	12	...	1	1	13	14500	4.7	2	
3...	62	18	18	18	17	14500	4.6	1	1	
4...	34	13	9	9	4	11	11500	5.1	2	3	...	
5...	56	19	19	19	16	16000	5.8	3	
6...	51	15	15	15	10	15000	5.5	5	88	4.6	...	2	
7...	60	20	20	20	10	13500	5.5	10	70	4.3	
8...	39	17	17	17	15	15000	5.3	2	
9...	20	5	5	5	4	1	
11...	14	4	
12...	117	38	38	38	31	24000	5.3	2	
13...	37	15	14	14	...	1	1	11	20000	5.0	1	
15...	70	20	19	19	...	1	1	19	19000	4.7	1	1	
17...	34	10	9	9	...	1	1	10	15500	4.8	1	
18...	33	14	14	14	11	19500	4.9	3	
19...	60	20	18	18	...	2	1	18	15000	4.7	2	1	
20...	55	20	20	19	1	19	18500	4.9	
21...	207	63	63	63	55	23000	5.4	7	101	4.4	...	1	
22...	35	10	10	10	10	16500	4.4	2	2	
23...	2	1	
26...	38	15	12	12	...	2	2	...	1	15	11000	4.7	1	
27...	59	17	13	13	...	4	4	15	12500	5.3	2	
29...	7	2	
30...	7	2	
31...	4	1	
32...	4	1	
34...	117	31	31	31	31	17000	5.5	1	
35...	191	60	60	60	57	19500	4.9	3	3	
36...	167	43	43	43	42	17000	5.3	1	3	
37...	130	31	31	31	31	17000	5.6	3	
38...	135	33	33	33	28	17500	5.5	4	4	
39...	117	31	31	31	29	17500	5.4	1	5	
40...	227	42	42	42	1	41	109	4.5	...	25	
41...	3	1	
42...	4	2	
43...	1	1	
44...	8	2	
45...	15	4	
46...	...	1	
KC-1...	**24	6	3	3	...	3	3	1	4	1	
1...	9	4	
2...	**15	2	
HAT-67...	*2868	879	840	797	43	30	15	10	5	9	702	18000	4.9	145	80	3.7	49	83
1...	89	29	29	29	21	13000	5.0	...	86	4.8	...	4	
6...	21	7	7	7	4	2	3	
7...	89	27	27	27	24	13500	5.0	1	
8...	25	10	10	10	8	13500	5.0	
9...	35	9	9	9	9	20000	5.2	
14...	19	5	5	5	5	21000	5.2	
15...	27	9	9	9	9	23000	5.2	
16...	175	55	55	53	2	43	19000	5.0	10	77	4.1	...	1	
17...	84	22	22	22	21	20000	4.9	1	
18...	79	22	22	22	22	22000	5.1	3	
19...	85	21	21	21	21	19500	5.0	2	
20...	69	19	19	19	19	21000	5.0	
21...	11	3	
22...	12	3	2	2	
23...	93	33	33	28	5	24	21000	5.6	2	
24...	85	24	24	24	24	20000	5.0	2	
25...	93	24	24	24	24	21000	5.0	2	
26...	65	17	17	17	15	21000	4.9	1	4	
27...	7	10	10	10	1	1	
28...	14	5	5	5	5	24000	5.2	
32...	6	1	
33...	9	4	16	30000	5.9	1	
34...	*58	16	16	16	14	22000	5.0	1	
36...	48	15	15	15	
37...	**35	3	5	74	4.6	2	1	
38...	59	15	15	13	2	10	16500	6.0	1	9	
39...	*143	41	41	41	40	21000	3.9	2	1	
40...	17	7	7	7	5	14500	6.2	2	
41...	146	37	35	6	29	2	2	9	...	3.3	28	66	2.6	36	16	

U.S. CENSUS OF HOUSING: 1960

Series HC(3)-138

CITY BLOCKS

Evanston, Ill.

Prepared under the supervision of
WAYNE F. DAUGHERTY, Chief
Housing Division




U.S. DEPARTMENT OF COMMERCE

Luther H. Hodges, Secretary

BUREAU OF THE CENSUS

Richard M. Scammon, Director (From May 1, 1961)

Robert W. Burgess, Director (To March 3, 1961)





BUREAU OF THE CENSUS

RICHARD M. SCAMMON, *Director* (From May 1, 1961)

ROBERT W. BURGESS, *Director* (To March 3, 1961)

A. ROSS ECKLER, *Deputy Director*
HOWARD C. GRIEVES, *Assistant Director*
CONRAD TAEUBER, *Assistant Director*
MORRIS H. HANSEN, *Assistant Director for Statistical Standards*
CHARLES B. LAWRENCE, JR., *Assistant Director for Operations*
WALTER L. KEHRES, *Assistant Director for Administration*
CALVERT L. DEDRICK, *Chief, International Statistical Programs Office*
A. W. VON STRUVE, *Acting Public Information Officer*

Housing Division—

WAYNE F. DAUGHERTY, *Chief*
DANIEL B. RATHBUN, *Assistant Chief*
BRULAH WASHBAUGH, *Special Assistant*
MILTON D. LIBBERMAN, *Chief, Coordination and Research*

Decennial Operations Division—GLEN S. TAYLOR, *Chief*
Electronic Systems Division—ROBERT F. DRURY, *Chief*
Field Division—JEFFERSON D. MCPICKER, *Chief*
Geography Division—WILLIAM T. FAY, *Chief*
Population Division—HOWARD G. BRUNSMAN, *Chief*
Statistical Methods Division—JOSEPH STEINBERG, *Chief*

Library of Congress Card Number: A61-9347

SUGGESTED CITATION

U.S. Bureau of the Census. *U.S. Census of Housing: 1960. Vol. III, City Blocks.*
Series HC(3), No. 138.

U.S. Government Printing Office, Washington, D.C., 1961.

For sale by the Superintendent of Documents, U.S. Government Printing Office, Washington 25, D.C.
or any of the Field Offices of the Department of Commerce—Price 25 cents.

Table 1.—CHARACTERISTICS OF HOUSING UNITS, FOR THE CITY: 1960

Subject	Number	Percent	Subject	Number	Percent
All housing units.....	27,050	100.0	Occupied housing units—Con.		
CONDITION AND PLUMBING			COLOR		
Sound.....	25,384	93.8	White.....	23,394	90.6
With all plumbing facilities.....	24,652	91.1	Nonwhite.....	2,423	9.4
Lacking some or all facilities.....	732	2.7	PERSONS PER ROOM		
Deteriorating.....	1,331	4.9	1.00 or less.....	24,696	95.7
With all plumbing facilities.....	1,083	4.0	1.01 or more.....	1,121	4.3
Lacking some or all facilities.....	248	0.9	AVERAGE NUMBER OF ROOMS		
With flush toilet.....	248	0.9	Owner occupied.....	6.4	...
No flush toilet.....	Renter occupied.....	4.1	...
Dilapidated.....	335	1.2	VALUE AND RENT		
Occupied housing units.....	25,817	100.0	Average value.....dollars..	26,500	...
TENURE			Average contract rent.....dollars..	130	...
Owner occupied.....	11,209	43.4			
Renter occupied.....	14,608	56.6			

NOTE.—In the map for Evanston approximately 690 blocks are identified.

Table 2.—CHARACTERISTICS OF HOUSING UNITS, BY BLOCKS: 1960

["Total population" contains no persons in group quarters unless preceded by asterisk (*) denotes less than 10 percent; two asterisks (**), 10 percent or more]

Blocks within census tracts	Total population	All housing units by condition and plumbing									Occupied housing units							
		Total	Sound			Deteriorating			Dilapidated	Owner occupied			Renter occupied			Occupied by non-white	1.01 or more persons per room	
			Total	With all plumbing facilities	Lacking some or all facilities	Total	With plumbing facilities	Lacking some or all facilities		With flush toilet	No flush toilet	Total	Average value (dollars)	Average number of rooms	Total			Average contract rent (dollars)
EVC-14..	**5455	739	705	701	4	31	31	3	493	33000	8.0	228	140	5.6	...	7
1...	114	40	39	39	...	1	1	35	42000	7.5	3	1
2...	82	23	22	22	...	1	1	18	42000	9.1	4
3...	15	4
4...	68	21	21	21	18	40000	9.7	2
5...	47	15	15	15	13	39000	9.2	1
6...	114	32	32	32	28	37000	8.6	3
7...	79	22	21	21	...	1	1	22	35000	8.2
8...	65	23	23	23	20	39000	8.5	2
9...	67	27	26	26	...	1	1	20	42000	8.7	5	...	3.6
10...	24	10	10	10	8	42000	7.3	2
11...	136	39	39	39	36	35000	7.9	3	1
12...	53	18	18	18	16	39000	8.4	1
13...	67	19	19	19	18	37000	9.8	1
16...	56	17	17	17	13	33000	9.5	3
17...	20	7	6	6	...	1	1	7	36000	7.9
18...	**157	11	11	11	4	7	173	9.6
19...	16	5	5	5	4	1
20...	*125	29	29	29	27	31000	9.3	2
21...	26	6	6	6	6	42000	10.0
23...	**65	11	11	11	6	36000	10.0	5	149	7.6
24...	36	11	11	11	2	9	...	7.7
25...	*289	114	114	114	90	18000	5.5	21	115	4.6	...	1
26...	**191	53	46	44	2	7	7	22	24000	8.4	30	133	5.3	...	1
27...	93	33	31	31	...	2	2	11	38000	8.7	22	160	6.0	...	1
28...	**120	21	18	18	...	3	3	12	37000	8.8	8	116	6.8
31...	**231	38	28	28	...	8	8	12	31000	7.2	26	119	5.5	...	1
32...	*241	90	83	81	2	6	6	22	21000	7.2	66	128	4.6	...	1
33...	**657
34...	**468
35...	**1733
EVC-15..	**2929	911	910	908	2	1	1	473	28000	6.8	427	124	4.0	5	14
1...	**76	9	9	9	8	42000	8.8	1
2...	**488	85	85	85	41	29000	6.9	44	68	3.7	3	4
3...	30	10	10	10	10	35000	7.6
8...	19	5	5	5	5	183	4.6	...	1
9...	133	38	38	38	32	29000	6.6	5	186	5.2
13...	82	27	27	27	23	27000	7.3	4
14...	59	16	16	16	15	29000	8.5	1
15...	56	15	15	15	13	23000	6.8	2
16...	30	6	6	6	5	25000	7.2	1
17...	48	15	15	15	15	31000	7.0
18...	**95	19	19	19	17	29000	6.6	1
19...	77	27	27	27	22	26000	6.8	5	114	5.8
20...	75	25	25	25	19	21000	6.0	6	99	3.5	1	1
21...	110	52	51	51	...	1	1	13	28000	6.7	39	118	3.9	...	1
23...	135	60	60	60	10	24000	6.7	49	140	4.2	...	2
24...	**413	129	129	129	31	20000	5.6	96	119	3.7	...	1
25...	*164	52	52	52	29	26000	6.4	21	146	5.1	...	1
26...	**111	36	36	36	9	25000	7.1	26	134	4.3
27...	74	28	28	28	...	2	2	9	25000	6.4	18	98	3.1	1	2

City Block Characteristics

Table 2.—CHARACTERISTICS OF HOUSING UNITS, BY BLOCKS: 1960—Con.

["Total population" contains no persons in group quarters unless preceded by asterisk; one asterisk (*) denotes less than 10 percent; two asterisks (**), 10 percent or more]

Blocks within census tracts	Total population	All housing units by condition and plumbing									Occupied housing units							
		Sound				Deteriorating				Dilapidated	Owner occupied			Renter occupied			Occupied by non-white	100 or more per 100 persons
		Total	With all plumbing facilities	Lacking some or all facilities	Total	With all plumbing facilities	Lacking some or all facilities		Total		Average value (dollars)	Average number of rooms	Total	Average contract rent (dollars)	Average number of rooms			
							With flush toilet	No flush toilet										
28...	27	9	9	9	8	24000	6.4	1		
29...	92	30	30	30	29	31000	7.3	1
30...	37	14	14	14	14	31000	6.9
31...	52	16	16	16	15	34000	7.6	1
32...	63	20	20	20	20	32000	6.6
33...	21	8	8	8	7	28000	6.9
34...	253	120	120	120	29	31000	7.1	91	137	3.7
35...	111	40	40	40	30	31000	6.3	8	133	4.8
EVC-16...	*4156	1435	1389	1384	5	46	46	1075	29000	6.3	326	143	4.7	1	23
1...	63	21	21	21	10	22000	5.9	9	161	5.3
2...	123	39	39	39	32	23000	6.0	4
3...	115	34	34	34	29	25000	6.9	5	107	6.0
4...	65	23	23	23	19	23000	6.2	4
5...	57	18	18	18	13	23000	6.3	5	117	5.4
6...	46	15	15	15	14	29000	6.2	1
7...	90	28	28	28	25	34000	6.8	3
8...	6	2
9...	185	58	58	57	1	54	28000	6.5	4
10...	96	33	32	32	...	1	1	30	29000	6.2	2
11...	105	34	34	34	23	38000	6.5	10	233	6.8
12...	82	22	20	20	...	2	2	20	26000	6.3	2
13...	59	16	13	13	...	3	3	9	28000	6.9	7	108	4.3
17...	86	29	29	29	24	35000	7.0	5	201	4.0
18...	49	18	18	18	17	35000	6.5
19...	64	18	18	18	16	25000	6.3	2
20...	62	18	16	16	...	2	2	14	28000	6.5	4
21...	53	18	18	18	16	23000	6.3	2
22...	69	20	20	20	19	29000	6.9	1
23...	*86	24	24	24	23	25000	6.9	1
24...	100	29	28	28	...	1	1	24	26000	7.7	5	...	7.2
25...	95	28	28	28	20	27000	7.0	8	177	6.0
26...	43	15	15	15	7	19000	6.6	8	137	5.4
27...	76	29	28	28	...	1	1	20	24000	6.7	8	178	4.4
28...	4	2
29...	106	35	35	35	25	28000	7.2	8	147	6.5
30...	103	27	27	26	1	26	30000	8.2	1
31...	45	13	11	11	...	2	2	12	33000	6.9	1
32...	60	22	22	22	16	29000	6.8	5	129	5.6
33...	61	19	19	19	15	25000	5.9	4
34...	31	11	11	11	10	27000	6.7	1
36...	120	37	37	37	29	27000	6.0	8	164	5.6
37...	58	22	21	21	...	1	1	20	29000	6.1	2
38...	88	28	28	28	28	37000	6.9
39...	39	12	12	12	2	9	169	4.4
48...	82	37	37	37	17	34000	6.1	20	146	3.7
49...	50	20	20	20	12	26000	5.9	8	171	4.5
50...	87	30	30	30	19	29000	5.9	11	121	4.6
51...	33	11	11	10	1	10	30000	6.5	1
52...	36	12	12	12	6	23000	4.7	6	115	4.5
53...	31	10	10	10	9	21000	5.8	1
54...	110	63	63	63	51	32000	4.5	7	155	3.9
55...	*166	62	62	62	51	27000	5.1	10	170	5.4
56...	167	71	64	64	...	7	7	30	23000	5.9	41	157	4.7
57...	87	47	46	44	2	1	1	17	26000	6.0	30	122	2.7
58...	59	24	10	10	...	14	14	9	...	5.4	14	93	4.8
59...	90	39	29	29	...	10	10	9	23000	6.4	29	77	2.8
60...	42	13	13	13	12	31000	5.7
61...	18	8	8	8	7	25000	4.9	1
62...	318	110	110	110	100	31000	6.2	2
63...	2	1
64...	33	7	7	7	6	29000	6.2	1
65...	51	13	13	13	13	30000	6.1
66...	85	30	30	30	29	37000	5.6	1
67...	19	10	9	9	...	1	1	4	3
EVC-17...	*4009	1186	1182	1179	3	3	3	1	1060	31000	6.9	117	154	5.1	2
1...	92	29	29	29	20	29000	7.0	9	140	4.9	1	...
2...	58	17	17	17	16	37000	8.6	1
3...	95	24	24	24	23	36000	7.9	1
4...	44	14	14	14	13	28000	7.5	1
5...	34	9	9	9	9	38000	7.8
6...	49	16	16	16	12	37000	7.1	4
7...	51	19	19	19	16	36000	6.4	3
8...	89	35	35	35	22	34000	6.3	12	185	5.7
9...	88	32	32	32	23	32000	6.9	8	181	4.9
10...	101	34	34	34	28	30000	5.9	6	172	5.2	...	1
12...	96	31	31	31	27	28000	6.4	4
13...	56	21	21	21	9	29000	5.6	12	180	4.2
14...	32	13	13	13	12	30000	5.8	1
15...	117	36	36	36	33	26000	5.9	2
16...	100	31	31	31	29	22000	6.0	2
17...	93	31	31	31	27	22000	5.6	2
18...	104	34	32	32	...	2	2	30	22000	5.4	4	1
19...	85	28	28	28	26	31000	6.2	2
20...	80	26	26	26	25	34000	6.9	1

Table 2.—CHARACTERISTICS OF HOUSING UNITS, BY BLOCKS: 1960—Con.

["Total population" contains no persons in group quarters unless preceded by asterisk; one asterisk (*) denotes less than 10 percent; two asterisks (**), 10 percent or more]

Blocks within census tracts	Total population	All housing units by condition and plumbing									Occupied housing units							
		Total	Sound			Deteriorating			Dilapidated	Owner occupied			Renter occupied			Occupied by non-white	1.01 or more persons per room	
			Total	With all plumbing facilities	Lacking some or all facilities	Total	With all plumbing facilities	Lacking some or all facilities		Total	Average value (dollars)	Average number of rooms	Total	Average contract rent (dollars)	Average number of rooms			
								With flush toilet										No flush toilet
21...	61	20	20	20	20	37000	7.9	
22...	69	24	24	24	23	40000	8.5	
23...	63	22	22	22	21	40000	8.5	
24...	80	13	13	13	13	42000	9.8	
27...	55	16	16	16	16	39000	7.9	
28...	71	21	21	21	21	39000	8.0	
29...	67	19	19	18	1	19	39000	8.1	
30...	52	20	20	20	20	36000	7.3	
31...	83	26	26	26	25	28000	6.1	1	
32...	80	26	25	25	1	25	24000	6.0	1	
33...	78	24	24	24	16	20000	5.4	8	145	5.0	...	1	
34...	74	23	23	23	23	23000	5.7	1	
35...	102	31	31	31	29	26000	5.8	2	1	
36...	49	16	16	16	15	26000	5.9	1	
37...	55	13	13	13	12	29000	5.9	1	1	
38...	46	14	14	14	14	26000	5.7	
39...	*217	1	
40...	62	17	17	17	17	42000	9.6	
41...	67	18	18	18	18	41000	9.7	
42...	108	32	32	32	30	34000	7.2	2	
43...	114	38	38	38	35	30000	6.5	3	1	...	
44...	58	20	19	19	...	1	18	32000	7.1	1	
45...	75	24	24	24	21	28000	6.5	3	
46...	85	27	27	27	22	31000	6.8	5	193	5.8	
47...	72	20	20	20	20	36000	7.8	
48...	63	20	20	20	20	34000	6.7	
49...	52	15	15	15	15	28000	6.1	
50...	77	26	26	24	2	16	18500	5.9	10	91	3.9	...	2	
51...	86	24	24	24	21	25000	6.1	2	2	
52...	42	12	12	12	12	38000	7.9	
53...	59	17	17	17	17	42000	8.1	
54...	37	11	11	11	11	25000	5.7	
55...	55	17	17	17	17	39000	9.1	
56...	131	39	39	39	38	28000	6.7	1	
EVC-18...	*3817	1275	1259	1250	9	16	16	770	26000	6.6	486	140	4.4	11	23	
1...	101	62	60	59	1	2	2	10	62	81	3.4	
2...	169	82	81	81	...	1	1	10	22000	6.4	70	115	3.6	...	2	
4...	213	96	96	96	14	28000	7.3	74	208	4.2	...	1	
5...	18	5	5	5	4	1	
6...	132	59	59	58	1	32	25000	6.3	27	143	3.6	
7...	79	19	19	19	19	37000	8.6	1	
8...	61	15	15	15	15	34000	8.1	
9...	79	23	23	22	1	20	29000	7.2	3	1	...	
10...	44	12	12	12	11	30000	8.8	1	
11...	208	81	81	80	1	30	23000	6.4	51	164	5.4	
12...	155	70	68	68	...	2	2	11	...	6.0	57	141	4.5	1	2	
13...	8	5	2	2	...	3	3	5	...	4.2	2	...	
14...	77	30	30	30	12	23000	6.0	17	162	5.6	
15...	106	35	33	33	...	2	2	27	25000	6.4	6	171	6.3	
16...	61	19	17	17	...	2	2	18	33000	8.0	1	1	
18...	60	13	13	13	13	37000	8.6	
19...	57	16	16	16	16	41000	9.5	
22...	**125	7	7	7	2	4	
23...	119	30	30	30	29	24000	6.8	1	
24...	73	26	26	26	23	22000	6.4	2	
25...	140	41	41	41	33	21000	5.4	6	136	5.1	3	4	
26...	231	79	79	77	2	42	18500	5.4	34	149	4.8	...	3	
28...	80	23	23	23	17	16500	5.5	6	131	5.7	
29...	66	20	20	20	18	18500	5.2	2	1	
30...	108	33	33	32	1	29	20000	6.1	3	
31...	38	12	12	12	10	21000	6.0	2	
32...	74	24	24	24	23	22000	6.3	1	
33...	87	27	27	27	24	31000	6.6	3	
34...	100	28	28	28	24	28000	6.8	2	1	
35...	114	38	38	38	35	23000	6.3	3	
36...	133	39	39	39	32	22000	6.2	7	132	5.0	...	1	
37...	71	23	23	23	20	22000	6.1	3	
41...	99	30	29	29	...	1	1	27	25000	6.7	3	1	
42...	70	20	20	20	19	31000	6.9	1	
43...	110	29	29	29	29	35000	7.4	1	...	
45...	11	4	
48...	70	19	18	16	2	1	1	9	...	5.3	10	110	4.3	2	4	
49...	*68	22	22	22	15	21000	6.2	7	75	5.1	1	...	
50...	202	59	57	57	...	2	2	49	28000	6.5	9	120	4.9	...	1	
EVC-19...	*5741	1691	1328	1221	107	212	134	78	...	151	650	18500	5.9	959	107	3.7	1430	270
1...	42	10	9	7	2	1	1	4	6	70	3.8	10	4	
2...	109	24	22	20	2	2	2	11	18000	6.4	13	112	5.0	24	5	
3...	*129	35	29	29	...	3	2	1	...	3	12500	5.5	22	112	3.7	36	5	
4...	58	17	17	17	3	15	158	4.0	18	2	
5...	60	19	19	19	7	...	6.3	12	77	4.3	16	2	
6...	11	4	
14...	146	46	46	46	24	16500	6.0	23	78	4.3	44	2	
15...	*221	57	52	49	3	5	1	4	...	28	17000	5.7	27	105	3.9	53	12	
16...	*295	77	73	68	5	4	4	32	17000	5.3	45	83	4.2	72	14	

City Block Characteristics

Table 2.—CHARACTERISTICS OF HOUSING UNITS, BY BLOCKS: 1960—Con.

["Total population" contains no persons in group quarters unless preceded by asterisk; one asterisk (*) denotes less than 10 percent; two asterisks (**), 10 percent or more]

Blocks within census tracts	Total population	All housing units by condition and plumbing									Occupied housing units							
		Sound				Deteriorating				Dilapidated	Owner occupied			Renter occupied			Occupied by non-white	1.01 or more persons per room
		Total	Total	With all plumbing facilities	Lacking some or all facilities	Total	With all plumbing facilities	Lacking some or all facilities	With flush toilet		No flush toilet	Total	Average value (dollars)	Average number of rooms	Total	Average contract rent (dollars)		
17...	*144	39	34	29	5	4	1	3	...	1	18	16500	5.8	18	109	3.6	36	8
19...	**171	39	29	28	1	10	9	1	18	17500	5.5	21	112	4.6	39	7
20...	*327	93	92	87	5	1	...	1	41	21000	5.4	52	103	4.3	93	11
21...	83	29	28	26	2	1	...	1	12	19500	5.7	17	87	4.4	28	5
22...	118	30	30	25	5	15	21000	6.7	15	84	3.7	30	3
23...	76	21	21	17	4	11	16000	5.9	10	82	4.4	21	3
24...	*142	33	33	29	4	6	15500	6.0	25	96	4.7	31	8
25...	168	55	30	23	7	18	14	4	...	7	20	17000	5.9	34	85	4.5	50	5
26...	*202	72	17	12	5	29	20	9	...	26	11	13500	6.9	57	91	3.3	65	9
27...	**86	29	25	10	15	...	4	4	24	80	2.8	27	5
28...	41	8	4	4	...	2	2	2	3	5	157	4.6	8	3
29...	140	44	30	29	1	6	6	8	19	19500	6.1	25	104	4.1	44	4
30...	*185	52	23	20	3	15	7	8	...	14	13	16000	6.2	39	104	3.8	52	12
31...	*449	129	73	42	31	27	11	16	...	29	40	15500	6.2	85	103	3.2	119	35
32...	*345	76	45	40	5	17	11	6	...	14	31	19000	6.3	44	100	4.4	75	17
33...	103	25	24	24	...	1	1	15	18000	5.3	10	111	5.0	21	5
34...	*233	60	51	47	4	5	5	4	26	18500	5.8	34	99	4.4	60	12
35...	184	48	46	44	2	2	2	35	20000	5.6	13	112	3.7	48	7
36...	121	31	21	19	2	6	2	4	...	4	16	20000	5.6	13	105	3.3	29	9
37...	230	47	46	45	1	1	1	40	21000	5.8	6	112	4.7	46	9
38...	34	9	9	9	7	19500	5.4	2	9	...
39...	258	218	218	218	18	20000	5.9	140	147	1.8	20	12
40...	74	21	21	21	15	19500	5.7	6	132	3.3	21	3
42...	247	62	33	28	5	13	10	3	...	16	25	12500	6.0	36	115	4.3	61	15
43...	74	24	11	11	...	4	4	9	11	19000	6.8	12	94	3.0	17	3
44...	37	12	6	6	...	1	1	5	6	19000	6.3	6	95	3.0	9	2
45...	*244	57	44	41	3	8	6	2	...	5	29	14500	6.4	26	105	4.3	57	9
46...	*154	39	39	39	19	17500	5.9	20	89	4.9	38	4
EVC-20...	*5009	1941	1524	1433	91	349	253	96	...	68	509	24000	6.8	1352	104	3.8	192	103
1...	24	10	10	10	10	29000	6.5
2...	*90	21	21	21	18	31000	7.1	3	1
3...	29	11	11	8	3	6	28000	6.8	4
4...	97	27	27	27	24	30000	8.0	3
5...	112	32	32	32	29	29000	7.6	3
8...	110	37	37	35	2	31	28000	7.3	6	160	5.5	1	...
9...	223	101	101	101	9	26000	8.0	92	176	4.6	2	1
12...	131	47	47	42	5	35	26000	7.3	8	109	4.1	...	1
13...	36	11	11	11	11	29000	7.1
14...	98	36	31	31	...	5	5	22	18500	5.5	14	113	4.8
15...	63	22	13	13	...	9	9	16	20000	6.1	6	124	5.0
16...	132	37	36	36	...	1	1	23	24000	6.5	14	112	5.7	...	1
17...	583	248	246	246	2	23	19000	7.0	205	122	4.3	1	9
18...	*249	110	109	106	3	1	1	5	...	7.0	102	108	3.4	5	10
19...	*215	95	94	91	3	1	4	89	108	3.3	4	8
20...	171	79	79	79	13	20000	6.5	65	112	4.0	...	2
21...	45	23	23	23	4	18	98	3.5
22...	*37	2
23...	83	24	18	18	...	6	6	15	13500	6.1	9	91	4.0	1	2
24...	66	19	2	2	...	17	17	11	16000	5.5	8	98	4.0	2	1
26...	184	67	36	36	...	25	23	2	...	6	17	15000	6.5	50	110	4.4	19	2
27...	*212	43	42	42	...	1	1	13	15000	6.2	29	107	5.6	...	3
28...	165	52	52	52	18	16500	6.6	33	83	4.6	...	2
29...	57	22	10	5	5	12	10	2	5	...	5.2	17	70	3.7	1	1
30...	137	64	44	39	5	20	11	9	10	21000	5.8	52	88	3.0	1	6
31...	285	164	94	71	23	31	17	14	...	39	12	18500	5.0	130	82	2.9	11	12
32...	70	31	12	8	4	16	14	2	...	3	9	17000	6.3	18	74	4.1	1	...
33...	*301	79	32	29	3	43	43	4	23	15500	6.5	54	89	4.4	33	10
34...	*311	84	9	9	...	64	55	9	...	11	14	19500	7.2	67	87	4.6	72	14
35...	140	61	23	22	1	37	31	6	...	1	3	56	82	4.1	15	2
36...	*244	168	107	73	34	61	9	52	9	...	4.9	148	70	2.1	23	14
37...	189	59	59	59	52	28000	7.2	7	123	5.7	...	1
38...	120	55	54	54	1	15	27000	8.0	40	111	3.8
EVC-21...	*4589	2116	2030	1937	93	76	60	16	...	10	406	28000	6.8	1465	169	3.1	43	65
1...	242	130	129	128	1	1	1	116	13000	4.5	8	108	5.1	1	1
3...	*112	16	6	5	1	8	4	4	...	2	4	12	101	4.0	14	5
7...	33	7	5	5	...	2	2	3	4	2	...
9...	*38
10...	*18
11...	32	8	8	8	5	39000	9.4	3	1	...
15...	*64	6	6	6	4	2
16...	31	26	26	10	16	3	20	75	1.3
17...	*647	140	140	136	4	4	133	128	3.0	7	23
18...	224	158	158	158	3	147	214	2.9	2	3
19...	55	29	29	27	2	1	28	111	3.6	2	1
25...	144	180	180	172	8	1	109	177	2.4	...	1
26...	*443	93	93	90	3	1	89	157	4.2	1	1
27...	*326	117	114	114	...	3	3	5	42000	9.0	90	277	4.1
28...	99	27	21	21	...	6	6	15	42000	10.7	10	167	5.8
30...	23	7	7	7	7	36000	10.0
31...	34	12	12	12	11	37000	8.2	1
32...	318	258	258	258	37	39000	7.2	130	306	3.8	...	4
33...	176	89	87	87	...	1	1	1	58	38000	5.3	28	146	4.4	1	1
34...	294	217	217	217	7	8500	2.7	203	151	2.7	...	4
36...	13	8	8	8	8	150	2.5

Table 2.—CHARACTERISTICS OF HOUSING UNITS, BY BLOCKS: 1960—Con.

["Total population" contains no persons in group quarters unless preceded by asterisk (*) denotes less than 10 percent; two asterisks (**), 10 percent or more]

Blocks within census tracts	Total population	All housing units by condition and plumbing									Occupied housing units								
		Sound			Deteriorating			Dilapidated	Owner occupied			Renter occupied			Occupied by non-white	1.01 or more persons per room			
		Total	With all plumbing facilities	Lacking some or all facilities	Total	With all plumbing facilities	Lacking some or all facilities		Total	Average value (dollars)	Average number of rooms	Total	Average contract rent (dollars)	Average number of rooms					
							With flush toilet										No flush toilet		
37...	19	14	14	12	2	2	12	78	1.5	1	1	
38...	2	1	
42...	28	11	10	10	...	1	1	
43...	**72	22	22	22	22	...	2	2	17	36000	9.6	5	...	5.6	
44...	78	25	23	23	...	11	9	2	16	30000	9.4	9	184	7.0	
45...	**158	53	42	42	...	2	2	2	6	35000	9.0	47	201	4.7	1	...	
46...	*306	194	192	191	1	1	1	20	32000	6.9	168	138	2.6	...	9	
47...	76	61	60	52	8	57	85	2.1	1	1	
48...	**192	83	57	57	...	26	16	10	12	30000	7.6	70	112	2.2	1	8	
49...	60	20	14	14	...	6	6	15	31000	9.2	4	
50...	*147	81	71	24	47	3	3	7	12	34000	9.4	58	75	2.1	7	2	
51...	*85	23	20	20	...	3	3	15	38000	10.5	6	124	4.5	1	...	
EVC-22...	**3564	1424	1300	1127	173	94	70	24	...	30	310	27000	6.5	1056	121	3.6	75	48	
1...	60	22	20	16	4	1	1	11	26000	8.6	10	102	4.8	
2...	**127	28	20	20	...	5	5	3	10	27000	7.4	18	124	4.9	13	5	
3...	144	40	24	19	5	15	11	4	1	19	19500	6.9	21	76	3.2	33	7
4...	76	21	18	18	...	2	2	19	20000	6.6	2	2	...	
5...	**104	23	14	14	...	6	6	3	17	24000	9.8	5	124	5.2	1	1	
6...	**68	21	17	13	4	1	1	3	8	28000	10.0	13	99	2.9	...	1	
7...	19	6	1	1	5	2	4	6	...	
8...	100	38	37	32	5	1	1	5	...	5.8	29	111	4.9	...	1	
10...	15	7	7	7	1	6	94	2.7	...	1	
11...	78	40	33	33	...	1	1	6	5	32000	5.2	35	94	2.6	7	3	
12...	266	123	123	123	20	42000	5.6	103	134	4.5	...	1	
13...	**34	12	12	7	5	4	8	116	3.8	
14...	26	6	5	5	...	1	1	2	3	
15...	**411	226	226	226	89	22000	4.0	130	169	3.5	
16...	**245	101	95	95	...	6	6	1	84	150	3.8	...	4	
17...	44	22	19	7	12	2	2	1	2	19	53	2.3	5	2	
19...	124	52	23	21	2	29	14	15	3	46	96	4.0	1	5	
20...	**329	41	31	29	2	10	5	5	2	...	6.6	34	125	4.1	
21...	*213	104	91	79	12	13	13	6	...	6.8	94	141	4.0	1	5	
22...	*48	20	18	10	8	2	5	...	11.0	14	78	2.3	1	1	
23...	42	17	17	17	14	42000	7.4	1	
24...	29	10	10	10	6	40000	9.5	3	
25...	**54	12	12	11	1	9	36000	7.6	3	
26...	132	69	68	30	38	1	1	10	29000	7.5	58	75	2.2	...	1	
27...	81	36	32	10	22	4	7	...	7.7	27	54	2.3	4	2	
28...	129	55	55	40	15	6	...	6.3	45	94	3.5	1	2	
29...	188	99	99	93	6	7	...	5.9	84	117	3.6	...	1	
30...	*267	142	142	113	29	5	...	9.2	134	117	3.4	...	3	
31...	**97	25	25	23	2	6	...	9.7	19	114	3.9	...	2	
32...	14	6	6	5	1	2	4	
EVC-23...	*3901	1115	969	936	33	126	110	16	...	20	685	21000	6.2	405	98	4.5	420	110	
1...	36	12	11	11	...	1	1	11	31000	10.3	1	
2...	71	17	13	13	...	4	3	1	15	29000	9.5	2	2	
3...	99	24	24	24	18	21000	7.3	6	86	5.0	
7...	140	35	26	25	1	6	5	1	...	3	16	17500	6.3	19	104	4.4	31	9	
8...	17	5	5	5	5	55	4.2	
9...	107	31	22	22	...	9	6	3	20	21000	5.9	11	81	3.3	31	7	
10...	117	33	33	27	6	21	24000	5.3	12	84	3.3	31	5	
11...	*84	23	23	22	1	16	21000	5.4	7	129	4.0	20	2	
12...	77	22	22	22	16	21000	5.4	6	124	5.2	15	2	
13...	21	6	6	6	4	2	5	2	
14...	50	15	15	15	7	16000	5.9	8	76	4.5	4	...	
15...	**143	27	25	25	...	2	2	15	18000	5.9	12	101	5.7	15	7	
16...	107	22	21	20	1	1	1	17	24000	7.3	5	114	4.6	11	5	
17...	33	8	8	8	8	33000	10.0	
18...	37	10	7	7	...	3	3	10	23000	7.5	1	
21...	**98	27	22	22	...	5	3	2	13	25000	7.1	12	91	4.5	2	1	
22...	133	38	26	24	2	...	8	1	...	3	19	18500	5.6	18	75	4.6	18	8	
23...	**83	19	12	12	...	7	7	12	15500	5.5	7	110	5.1	16	4	
24...	31	9	6	6	...	3	3	6	24000	5.3	3	4	...	
25...	17	6	6	6	3	3	1	...	
27...	94	28	28	28	21	21000	5.5	6	103	5.0	18	3	
28...	*40	11	11	11	8	21000	5.1	3	9	2	
30...	83	23	21	21	...	2	2	17	23000	6.1	6	108	5.2	16	1	
31...	88	25	22	22	...	3	3	21	18500	4.9	3	18	2	
32...	94	25	25	25	20	20000	5.2	5	117	5.2	19	2	
33...	127	33	29	29	...	4	4	18	14500	5.2	15	105	4.7	5	6	
34...	30	14	14	14	...	4	2	2	4	4	1	2	
35...	128	48	34	34	...	4	2	2	...	10	19	17500	4.9	24	93	4.0	11	5	
36...	125	37	30	26	4	4	4	3	19	14000	5.6	16	90	4.6	24	4	
37...	114	36	23	23	...	12	11	1	...	1	17	18000	5.8	19	96	4.8	22	3	
38...	104	38	28	25	3	10	10	14	15000	5.6	24	84	4.7	5	1	
39...	84	31	24	24	...	7	7	16	16000	6.3	15	84	5.2	
40...	61	18	16	14	2	2	2	15	27000	9.1	2	1	
41...	109	28	26	26	...	2	2	19	32000	8.2	9	108	4.1	...	1	
42...	104	36	29	26	3	7	7	20	20000	6.1	15	86	4.7	...	1	
43...	214	67	59	59	...	8	8	41	20000	5.8	26	115	4.9	1	1	
44...	155	51	51	50	1	28	15500	5.5	23	110	5.0	...	1	
45...	189	61	54	45	9	7	4	3	27	13000	5.5	33	95	3.8	7	6	
48...	*100	26	25	25	...	1	1	22	19500	5.7	2	14	1	

City Block Characteristics

Table 2.—CHARACTERISTICS OF HOUSING UNITS, BY BLOCKS: 1960—Con.

["Total population" contains no persons in group quarters unless preceded by asterisk; one asterisk (*) denotes less than 10 percent; two asterisks (**), 10 percent or more]

Blocks within census tracts	Total population	All housing units by condition and plumbing									Occupied housing units							
		Total	Sound			Deteriorating			Dilapidated	Owner occupied			Renter occupied					
			Total	With all plumbing facilities	Lacking some or all facilities	Total	With all plumbing facilities	Lacking some or all facilities		Total	Average value (dollars)	Average number of rooms	Total	Average contract rent (dollars)	Average number of rooms	Occupied by non-white	1.01 or more persons per room	
49...	112	30	30	30	28	21000	5.6	1	29	3
50...	85	19	17	17	2	12	20000	6.1	7	112	3.4	12	7
51...	**117	27	27	27	20	30000	9.4	6	132	5.8
52...	43	14	13	13	1	12	16500	5.3	2	5	2
EVC-24...	*4315	1374	1324	1297	27	48	46	2	...	2	741	19500	5.6	593	101	4.5	29	...
1...	48	16	16	16	13	26000	7.2	3	1
2...	153	49	48	48	...	1	1	29	21000	5.8	20	88	4.5
3...	202	68	63	62	1	5	5	27	19000	5.1	41	95	4.4	6	...
4...	144	52	48	48	...	4	4	30	16500	5.9	20	90	5.4
5...	141	49	42	36	6	7	7	12	17500	5.3	34	94	4.0	10	...
8...	52	15	15	15	14	21000	5.3	1
9...	91	25	25	25	23	20000	5.1	2	3	...
10...	43	15	15	15	13	18500	4.9	2
11...	74	21	21	21	21	20000	5.6
12...	109	24	21	21	...	3	3	16	21000	5.3	8	122	4.5	1	...
15...	160	58	54	49	5	2	1	1	...	2	21	21000	5.2	34	84	4.2
16...	160	55	55	53	2	24	18500	5.7	28	82	4.1	1	...
17...	160	51	48	44	4	3	3	17	19000	5.9	34	106	4.1	2	...
18...	*92	31	26	22	4	5	4	1	13	11500	5.5	17	78	4.4	1	...
19...	136	46	44	40	4	2	2	16	16000	5.4	29	84	3.9
20...	112	42	42	41	1	19	16500	5.6	24	158	4.7
21...	101	34	32	32	...	2	2	18	11500	5.4	16	75	4.8
22...	80	28	28	28	17	25000	6.6	10	113	5.5
23...	64	24	24	24	16	23000	6.8	7	107	5.4
24...	160	50	50	50	19	20000	6.8	31	98	4.3
25...	132	52	52	52	25	20000	5.4	27	80	4.2	1	...
26...	176	52	48	48	...	4	4	25	14000	5.8	27	78	4.2
27...	215	64	64	64	30	15000	5.7	34	73	4.5
28...	148	49	49	49	25	17500	5.9	23	80	4.5
29...	191	61	61	61	27	23000	5.5	34	130	4.4
30...	249	76	76	76	25	19000	4.3	44	165	4.7
33...	43	12	12	12	12	18500	5.2
34...	62	16	16	16	16	21000	5.3
35...	55	16	16	16	13	21000	5.7	1
36...	67	17	17	17	16	20000	5.8	1
37...	51	12	12	12	12	19000	5.5
38...	67	15	15	15	15	21000	5.3
39...	45	10	10	10	10	20000	5.0
40...	16	5	5	5	4
41...	88	22	21	21	...	1	1	21	19000	5.1	1	2	...
42...	24	20	20	20	7	25000	4.9
45...	128	42	42	42	29	20000	5.8	13	92	6.9
46...	116	35	33	33	...	2	2	26	19000	7.2	9	126	4.9
47...	6	1
49...	100	26	20	20	...	6	6	11	21000	5.3	14	105	4.6	1	...
51...	54	18	18	18	14	20000	5.2	3	1	...
EVC-25...	*3249	1149	1112	1066	46	34	31	3	...	3	416	25000	7.2	707	134	4.0	134	...
1...	9	4
2...	235	81	77	75	2	4	4	33	25000	7.5	46	170	4.6	2	...
3...	100	31	30	29	1	1	1	19	27000	8.1	12	98	5.0	1	...
4...	**18	3
5...	*364	143	137	129	8	6	3	3	49	31000	7.4	88	230	3.8	6	...
6...	62	20	19	17	2	1	1	17	36000	8.5	3
7...	124	42	36	36	...	6	6	16	30000	8.9	26	128	4.3
8...	305	137	134	133	1	3	19	22000	5.2	113	125	4.1
9...	*320	116	116	116	21	20000	6.8	93	137	4.7	11	...
10...	*221	58	58	55	3	24	19000	6.7	34	179	4.6	51	...
11...	*103	28	28	28	16	14500	5.8	12	84	4.8	24	...
12...	337	128	120	116	4	8	8	29	14500	5.8	94	89	3.7	22	...
13...	23	8	8	8	1	6	100	5.2
14...	*103	27	27	27	21	23000	7.8	5	105	7.2	3	...
15...	138	35	35	32	3	21	30000	8.4	13	108	4.9	6	...
16...	46	16	16	16	11	35000	8.5	5	97	2.8
17...	90	29	28	28	...	1	1	21	25000	7.2	8	146	5.6
18...	*101	30	24	24	...	6	6	22	21000	6.5	8	88	4.4
19...	102	29	29	27	2	23	27000	7.9	5	80	4.4
20...	51	20	20	17	3	16	28000	7.6	4
21...	*164	52	51	45	6	1	1	16	21000	7.4	36	110	3.7	1	...
22...	233	112	112	101	11	19	20000	5.5	91	91	2.8	7	...
EVC-26...	*3849	1379	1353	1295	58	24	24	2	362	34000	9.2	963	133	4.7	16	...
2...	51	17	17	17	17	40000	7.4
3...	27	6	6	6	6	42000	10.2
4...	*112	33	33	33	6	...	10.0	27	153	5.6
5...	35	10	10	10	7	42000	10.1	2
6...	*190	50	48	47	1	2	2	24	30000	9.2	23	144	6.6	4	...
7...	120	26	26	26	23	30000	9.6	3
8...	100	39	38	37	1	1	1	10	31000	9.3	27	90	3.4
9...	82	52	44	15	29	8	8	4	39	59	2.4
10...	92	29	25	19	6	4	4	12	29000	8.8	17	94	3.7
11...	*143	50	50	50	21	32000	10.2	28	129	5.4
12...	**86	17																

Table 2.—CHARACTERISTICS OF HOUSING UNITS, BY BLOCKS: 1960—Con.

["Total population" contains no persons in group quarters unless preceded by asterisk (*); one asterisk (*) denotes less than 10 percent; two asterisks (**), 10 percent or more]

Blocks within census tracts	Total population	All housing units by condition and plumbing								Occupied housing units							
		Total	Sound			Deteriorating			Dilapidated	Owner occupied			Renter occupied				
			Total	With all plumbing facilities	Lacking some or all facilities	Total	With all plumbing facilities	Lacking some or all facilities		Total	Average value (dollars)	Average number of rooms	Total	Average contract rent (dollars)	Average number of rooms	Occupied by non-white	1.01 or more persons per room
							With flush toilet	No flush toilet									
14...	43	13	13	13	12	39000	10.6	1
15...	51	21	21	19	2	11	...	10.6	9	84	3.2
18...	69	22	22	22	16	41000	9.8	5	...	5.6	...	1
19...	68	21	20	20	18	39000	10.9	2
20...	95	23	23	23	18	31000	9.8	5	...	4.8
21...	68	22	22	22	16	30000	9.8	6	137	3.5
22...	*130	46	46	43	3	23	31000	9.0	21	127	4.6
23...	165	73	71	68	3	2	2	12	28000	8.6	57	115	3.6	3	...
24...	64	29	25	20	5	4	4	6	...	6.5	20	89	3.7	4	...
25...	*278	133	132	129	3	1	1	7	...	5.6	117	110	3.8	...	6
26...	417	166	165	165	1	2	158	147	4.9
27...	60	25	25	25	5	...	8.6	19	133	4.6
28...	*465	151	151	146	5	146	172	5.6	...	1
29...	677	255	255	255	35	35000	7.2	218	141	4.9	4	4
31...	25	9	9	9	9	40000	8.8
32...	61	19	19	19	15	37000	8.9	4
EVC-27...	*5201	2337	2293	2280	13	44	40	4	...	325	29000	7.3	1773	141	4.3	4	38
1...	17	5	5	5	2	3
2...	164	62	62	62	18	32000	8.7	40	148	5.3
3...	*397	171	171	171	12	28000	7.8	151	150	4.9	...	1
4...	114	121	121	119	2	73	128	1.5	1	10
5...	*415	206	205	205	...	1	1	7	35000	7.9	196	142	4.0	...	1
6...	389	323	319	310	9	4	4	1	219	122	2.6	1	14
10...	500	210	210	210	8	37000	5.3	190	137	4.6	...	1
11...	*402	168	156	154	2	12	12	37	31000	6.8	115	136	4.6	2	...
12...	*135	31	29	29	...	2	2	30	30000	8.6	1
13...	136	39	37	37	...	2	2	37	29000	8.2	1
14...	117	33	33	33	29	33000	9.3	3
17...	500	218	218	218	11	42000	6.9	200	158	4.8
18...	569	216	216	216	15	28000	6.5	189	133	4.7	...	3
19...	*267	110	110	110	20	20000	5.3	83	146	4.7	...	2
20...	96	25	25	25	22	31000	8.3	3
21...	397	154	149	149	...	5	5	21	24000	6.5	129	135	4.8	...	1
22...	174	74	71	71	...	3	3	7	65	111	4.2
26...	19	8	4	4	...	4	4	2	4	2
27...	46	19	13	13	...	6	6	13	20000	5.2	4	1
28...	60	20	20	20	6	22000	5.3	14	150	4.6
29...	58	24	22	22	...	2	2	13	19500	4.8	9	175	4.9
30...	10	4
31...	177	82	82	82	2	76	199	4.5	...	2
36...	42	14	11	11	...	3	3	10	40000	9.8	3
EVC-28...	*5321	1953	1786	1730	56	130	124	6	37	583	21000	6.2	1297	114	4.1	43	99
1...	4	4
2...	*211	82	49	49	...	18	17	1	...	15	18000	6.6	64	88	3.2	7	8
3...	286	127	113	79	34	14	11	3	...	5	29000	6.2	120	97	2.9	15	20
4...	446	215	215	207	8	28	19000	4.8	181	115	4.2	...	6
5...	*210	60	60	57	3	26	21000	6.1	33	124	5.0	...	1
6...	*136	26	26	26	14	20000	6.2	12	112	6.0	...	3
7...	195	75	75	74	1	32	18500	6.6	40	159	4.8	...	1
8...	245	99	87	87	...	8	8	4	21000	6.8	85	113	4.1	3	2
9...	179	60	33	33	...	25	23	2	...	17	16500	7.4	39	100	4.0	1	7
12...	117	36	17	17	...	17	17	2	19500	6.5	22	95	3.8	3	2
13...	107	34	33	33	...	1	1	16	22000	6.9	18	106	4.5	...	2
14...	47	12	12	12	10	25000	7.0	2
15...	202	62	53	53	...	9	9	46	22000	6.0	14	85	5.1	...	2
16...	283	84	70	70	...	14	14	49	20000	5.9	33	109	5.3	...	3
17...	64	16	16	16	15	25000	7.3	1	1
18...	99	36	33	33	...	3	3	15	25000	7.1	18	129	4.7
19...	*280	106	100	100	...	6	6	13	19500	5.5	86	116	4.4	...	3
21...	78	23	17	17	...	6	6	11	11500	4.8	11	80	4.9	4	5
22...	189	69	68	67	1	1	1	23	20000	6.5	46	132	4.5	...	2
23...	330	120	117	117	...	3	3	10	18000	6.5	107	108	4.2	...	6
24...	359	153	151	142	9	2	2	5	135	124	4.0	...	6
25...	186	70	70	70	10	22000	6.5	57	124	3.9	2	3
26...	60	25	25	25	25	101	4.0	...	1
27...	171	64	64	64	10	32000	7.7	52	116	4.3	...	2
28...	126	46	46	46	33	24000	6.3	12	113	4.9	...	1
29...	79	24	24	24	16	32000	6.8	8	184	5.9	...	1
30...	96	35	35	35	25	28000	5.8	8	138	4.6	...	2
31...	75	25	25	25	23	19000	5.5	2	1
32...	105	35	35	35	30	20000	6.5	5	119	4.6	...	1
33...	41	12	12	12	12	29000	6.8
34...	135	49	47	47	...	2	2	24	19000	5.8	20	99	4.6	...	3
35...	60	23	23	23	12	17500	5.6	11	160	4.5	...	1
36...	75	31	30	30	...	1	1	10	14500	5.8	18	114	4.0
40...	39	14	5	...	5.6	8	70	5.4	7	2
41...	6	1
EVC-29...	*6211	2414	2383	2377	6	25	22	3	6	613	27000	5.6	1676	139	4.3	5	60
2...	305	134	134	134	45	22000	4.2	80	132	4.1	...	2
3...	169	69	67	67	...	2	2	14	13500	5.4	54	106	3.9	...	3
4...	73	31	31	31	22	...	5.1	9	102	5.2	...	1
5...	166	81	81	81	2	74	153	4.4
7...	64	19	19	19	16	25000	5.9	3

City Block Characteristics

Table 2.—CHARACTERISTICS OF HOUSING UNITS, BY BLOCKS: 1960—Con.

["Total population" contains no persons in group quarters unless preceded by asterisk; one asterisk (*) denotes less than 10 percent; two asterisks (**), 10 percent or more]

Blocks within census tracts	Total population	All housing units by condition and plumbing										Occupied housing units						
		Sound					Deteriorating					Owner occupied			Renter occupied			
		Total	Total	With all plumbing facilities	Lacking some or all facilities	Total	With all plumbing facilities	Lacking some or all facilities		Dilapidated	Total	Average value (dollars)	Average number of rooms	Total	Average contract rent (dollars)	Average number of rooms	Occupied by non-white	1.01 or more persons per room
								With flush toilet	No flush toilet									
8...	123	44	44	44	14	35000	5.9	29	164	5.1	...	1	
9...	99	34	34	34	23	29000	5.6	10	210	5.7	
10...	*226	83	83	83	39	35000	6.8	43	213	5.1	
11...	342	148	148	148	34	38000	5.9	105	175	4.6	...	1	
12...	**509	89	89	89	27	22000	5.2	59	139	4.4	...	4	
13...	309	127	117	117	...	10	8	2	...	32	...	4.6	91	127	4.0	...	1	
14...	319	127	127	127	28	...	4.4	91	146	3.9	2	6	
15...	39	18	18	18	14	18500	4.0	4	
18...	148	65	65	61	4	24	20000	5.5	33	135	4.2	...	3	
19...	257	114	114	114	18	18000	5.4	94	137	4.4	...	1	
20...	122	45	45	45	28	26000	6.7	17	145	4.5	
21...	81	35	35	35	10	25000	5.4	24	153	4.3	
27...	1	
28...	30	23	20	20	3	23	78	1.3	...	4	
30...	338	147	146	146	1	4	130	122	4.3	...	6	
31...	210	87	84	83	1	3	2	1	...	20	24000	5.7	61	133	4.6	1	3	
32...	185	73	73	73	11	20000	5.7	62	140	4.8	...	1	
33...	134	60	60	60	11	21000	4.9	47	140	4.4	1	1	
34...	82	38	38	38	4	33	127	4.3	
35...	303	109	109	109	22	...	5.0	85	119	4.7	...	3	
36...	277	89	89	89	36	28000	6.9	50	152	4.3	...	2	
37...	137	50	50	50	20	26000	7.1	30	152	3.6	...	3	
38...	49	19	19	19	7	23000	5.0	9	175	5.0	1	1	
39...	571	247	239	238	1	7	7	...	1	12	...	4.9	208	126	3.9	...	11	
40...	249	100	97	97	...	3	3	51	25000	6.3	45	143	4.1	...	1	
41...	294	108	108	108	25	...	5.4	72	139	4.7	...	1	
EVC-30...	7967	2611	2537	2531	6	72	72	...	2	1738	24000	5.5	778	136	4.3	13	78	
1...	129	50	50	50	23	21000	6.0	25	107	4.9	...	1	
2...	154	57	57	57	14	19500	5.8	43	98	4.3	1	2	
3...	109	43	32	32	...	11	11	28	17500	4.8	10	94	4.5	...	3	
4...	3	7	7	6	1	1	
7...	135	36	35	35	...	1	1	32	17500	5.3	3	4	
8...	43	16	16	16	15	20000	4.9	1	
9...	52	18	18	18	17	19000	5.1	
10...	71	23	23	23	19	21000	5.5	3	
11...	110	49	49	49	36	20000	4.4	8	180	4.6	
12...	135	45	45	45	26	25000	5.5	17	152	5.2	...	2	
13...	150	52	52	52	23	22000	5.7	29	160	4.3	
14...	154	49	26	26	...	23	23	22	20000	5.7	27	125	4.4	3	...	
15...	170	60	51	51	...	9	9	20	19000	5.6	38	147	4.8	...	1	
16...	116	39	23	23	...	16	16	24	20000	5.4	15	107	4.9	...	1	
17...	98	36	36	36	20	...	5.4	15	152	4.9	...	1	
18...	121	46	44	42	2	2	2	21	18000	5.2	24	78	4.4	...	1	
19...	113	35	35	35	20	23000	6.2	15	128	5.5	...	2	
20...	132	39	39	39	33	22000	6.0	5	166	4.6	
21...	73	20	20	20	17	24000	5.6	3	1	
22...	145	49	49	49	21	21000	5.3	25	177	4.9	...	1	
23...	205	76	76	75	1	23	20000	5.5	53	150	3.7	
24...	92	26	26	26	23	27000	6.1	2	
25...	86	26	26	26	26	21000	5.2	
26...	88	26	26	26	26	19500	5.0	
27...	95	31	31	31	24	23000	5.5	3	
28...	108	29	29	29	27	25000	5.5	2	
29...	94	26	26	26	26	25000	5.6	2	
30...	81	25	25	25	24	28000	6.2	
31...	95	25	25	25	24	28000	6.1	1	
32...	58	20	20	20	20	26000	5.5	
33...	85	32	32	31	1	23	23000	5.8	9	127	5.0	
34...	107	39	39	39	20	20000	6.0	19	111	4.5	
35...	126	38	38	38	32	20000	5.5	4	
37...	112	31	31	31	29	22000	5.6	2	1	1	
38...	103	27	27	27	26	21000	5.1	1	2	...	
39...	16	4	
40...	107	26	26	26	26	21000	5.3	2	...	
41...	100	26	26	26	24	22000	5.5	2	2	
42...	95	27	27	27	27	27000	5.6	1	
43...	81	24	24	24	22	22000	5.1	2	3	
44...	81	24	20	20	...	2	2	...	2	19	21000	5.6	5	93	4.6	
45...	89	26	20	20	...	6	6	17	20000	5.9	9	68	3.7	1	3	
46...	127	34	34	34	33	32000	6.9	1	
47...	24	8	8	8	6	19500	5.7	2	
48...	97	26	26	26	25	29000	6.7	
49...	119	40	40	40	31	21000	4.8	9	178	4.6	...	3	
50...	2	1	2	
51...	91	24	24	24	24	28000	5.5	
52...	109	28	28	28	26	28000	5.7	2	
53...	68	17	17	17	14	29000	5.8	3	3	
54...	97	26	26	26	26	31000	6.1	
55...	87	33	33	33	29	31000	6.2	4	1	...	
56...	119	35	35	35	30	28000	6.1	5	...	5.2	...	1	
57...	190	78	78	78	42	22000	5.1	22	154	3.6	...	1	
58...	231	76	76	76	51	25000	5.6	23	131	4.6	1	1	
60...	111	36	36	36	36	22000	4.9	1	
61...	104	31	31	31	25	23000	5.6	6	192	6.2	
62...	114	36	36	36	31	29000	5.9	4	
63...	73	18	18	18	17	30000	6.5	1	

Table 2.—CHARACTERISTICS OF HOUSING UNITS, BY BLOCKS: 1960—Con.

["Total population" contains no persons in group quarters unless preceded by asterisk; one asterisk (*) denotes less than 10 percent; two asterisks (**), 10 percent or more]

Blocks within census tracts	Total population	All housing units by condition and plumbing								Occupied housing units								
		Total	Sound			Deteriorating			Dilapidated	Owner occupied			Renter occupied			Occupied by non-white	1.01 or more persons per room	
			Total	With all plumbing facilities	Lacking some or all facilities	Total	With all plumbing facilities	Lacking some or all facilities		Total	Average value (dollars)	Average number of rooms	Total	Average contract rent (dollars)	Average number of rooms			
								With flush toilet										No flush toilet
64...	70	23	23	23	18	29000	5.8	5	131	5.0
65...	294	132	131	131	...	1	...	1	48	22000	4.9	66	132	3.8
66...	107	41	41	41	18	27000	6.1	21	127	3.5	...	1
67...	113	48	48	48	9	34000	5.8	39	141	3.4	...	1
68...	102	40	40	40	12	27000	5.8	28	152	3.7
69...	49	16	16	16	14	34000	6.1	2
70...	137	67	67	67	15	23000	4.8	36	143	3.3	...	1
71...	228	84	84	84	21	22000	5.1	63	140	3.7	...	1
72...	133	33	33	33	27	23000	5.9	5	246	4.8	1	3
73...	101	27	27	27	26	22000	5.5	1	2
74...	102	31	31	31	24	21000	5.0	7	151	4.7	...	1
75...	41	10	10	10	10	18500	5.2	1
76...	49	13	13	13	12	26000	5.8	1	2
77...	88	25	25	25	24	28000	5.4	1
78...	273	71	71	71	71	23000	5.2	2

U.S. CENSUS OF HOUSING: 1960

Series HC(3)-139

CITY BLOCKS

Hinsdale, Ill.

Prepared under the supervision of
WAYNE F. DAUGHERTY, Chief
Housing Division




U.S. DEPARTMENT OF COMMERCE

Luther H. Hodges, Secretary

BUREAU OF THE CENSUS

Richard M. Scammon, Director (From May 1, 1961)
Robert W. Burgess, Director (To March 3, 1961)





BUREAU OF THE CENSUS

RICHARD M. SCAMMON, *Director* (From May 1, 1961)

ROBERT W. BURGESS, *Director* (To March 3, 1961)

A. ROSS ECKLER, *Deputy Director*
HOWARD C. GRIEVES, *Assistant Director*
CONRAD TABUBER, *Assistant Director*
MORRIS H. HANSEN, *Assistant Director for Statistical Standards*
CHARLES B. LAWRENCE, JR., *Assistant Director for Operations*
WALTER L. KEHRRES, *Assistant Director for Administration*
CALVERT L. DEDRICK, *Chief, International Statistical Programs Office*
A. W. VON STRUVE, *Acting Public Information Officer*

Housing Division—

WAYNE F. DAUGHERTY, *Chief*
DANIEL B. RATHBUN, *Assistant Chief*
BEULAH WASHBAUGH, *Special Assistant*
MILTON D. LIEBERMAN, *Chief, Coordination and Research*

Decennial Operations Division—GLEN S. TAYLOR, *Chief*
Electronic Systems Division—ROBERT F. DRURY, *Chief*
Field Division—JEFFERSON D. McPIKE, *Chief*
Geography Division—WILLIAM T. FAY, *Chief*
Population Division—HOWARD G. BRUNMAN, *Chief*
Statistical Methods Division—JOSEPH STEINBERG, *Chief*

Library of Congress Card Number: A61-9347

SUGGESTED CITATION

U.S. Bureau of the Census. *U.S. Census of Housing: 1960. Vol. III, City Blocks.*
Series HC(3), No. 139.
U.S. Government Printing Office, Washington, D.C., 1961.

For sale by the Superintendent of Documents, U.S. Government Printing Office, Washington 25, D.C.
or any of the Field Offices of the Department of Commerce — Price 20 cents.

Table 1.—CHARACTERISTICS OF HOUSING UNITS, FOR THE CITY: 1960

Subject	Number	Percent	Subject	Number	Percent
All housing units.....	3,875	100.0	Occupied housing units—Con.		
CONDITION AND PLUMBING			COLOR		
Sound.....	3,774	97.4	White.....	3,749	99.3
With all plumbing facilities.....	3,733	96.3	Nonwhite.....	25	0.7
Lacking some or all facilities.....	41	1.1			
Deteriorating.....	87	2.2	PERSONS PER ROOM		
With all plumbing facilities.....	77	2.0	1.00 or less.....	3,650	96.7
Lacking some or all facilities.....	10	0.3	1.01 or more.....	124	3.3
With flush toilet.....	10	0.3			
No flush toilet.....	AVERAGE NUMBER OF ROOMS		
Dilapidated.....	14	0.4	Owner occupied.....	6.6	...
			Renter occupied.....	4.4	...
Occupied housing units.....	3,774	100.0	VALUE AND RENT		
TENURE			Average value.....dollars..	30,000	...
Owner occupied.....	3,193	84.6	Average contract rent.....dollars..	91	...
Renter occupied.....	581	15.4			

NOTE.—On the map for Hinsdale approximately 300 blocks are identified.

Table 2.—CHARACTERISTICS OF HOUSING UNITS, BY BLOCKS: 1960

[“Total population” contains no persons in group quarters unless preceded by asterisk; one asterisk (*) denotes less than 10 percent; two asterisks (**), 10 percent or more]

Blocks within census tracts	Total population	All housing units by condition and plumbing								Occupied housing units							
		Total	Sound			Deteriorating			Dilapidated	Owner occupied			Renter occupied			Occupied by non-white	1.01 or more persons per room
			Total	With all plumbing facilities	Lacking some or all facilities	Total	With all plumbing facilities	Lacking some or all facilities		Total	Average value (dollars)	Average number of rooms	Total	Average contract rent (dollars)	Average number of rooms		
DST-40..	3174	969	930	926	4	31	30	1	8	845	31000	6.3	99	109	4.5	1	30
1...*	62	18	13	13	..*	3	3	..*	2	10	26000	6.4	8	95	4.3	..*	6
2...*	32	11	9	9	..*	1	1	..*	1	5	..*	6.0	4	..*	..*	..*	1
3...*	4	1	..*	..*	..*	..*	..*	..*	..*	..*	..*	..*	..*	..*	..*	..*	..*
4...*	16	4	..*	..*	..*	..*	..*	..*	..*	..*	..*	..*	..*	..*	..*	..*	..*
5...*	23	9	9	9	..*	..*	..*	..*	..*	6	42000	6.7	1	..*	..*	..*	..*
6...*	76	26	23	23	..*	3	3	..*	..*	10	18500	4.9	15	116	3.5	..*	..*
7...*	96	38	29	29	..*	9	8	1	..*	19	18500	4.9	17	93	4.1	..*	2
8...*	70	28	25	24	1	2	2	..*	1	21	24000	4.7	6	77	3.7	..*	..*
9...*	80	28	25	25	..*	3	3	..*	..*	24	21000	5.4	3	..*	..*	..*	1
10...*	40	15	13	12	1	..*	..*	..*	2	10	18500	4.6	4	..*	..*	..*	2
11...*	51	15	15	14	1	..*	..*	..*	..*	13	27000	5.5	2	..*	..*	..*	..*
12...*	40	9	8	8	..*	1	1	..*	..*	8	21000	5.8	1	..*	..*	..*	1
13...*	59	17	17	17	..*	..*	..*	..*	..*	15	20000	5.9	2	..*	..*	..*	..*
14...*	116	33	32	32	..*	1	1	..*	..*	31	24000	5.4	2	..*	..*	..*	2
15...*	6	4	..*	..*	..*	..*	..*	..*	..*	..*	..*	..*	..*	..*	..*	..*	..*
16...*	46	13	13	13	..*	..*	..*	..*	..*	12	22000	6.2	1	..*	..*	..*	1
17...*	127	40	39	39	..*	..*	..*	..*	1	32	27000	5.9	6	103	5.0	..*	..*
18...*	58	16	16	16	..*	..*	..*	..*	..*	15	30000	7.2	1	..*	..*	..*	..*
19...*	43	13	13	13	..*	..*	..*	..*	..*	12	20000	5.2	1	..*	..*	..*	..*
20...*	27	7	6	6	..*	1	1	..*	..*	7	21000	5.7	..*	..*	..*	..*	..*
21...*	176	46	46	45	1	..*	..*	..*	..*	44	39000	6.7	2	..*	..*	..*	2
22...*	25	7	7	7	..*	..*	..*	..*	..*	7	42000	6.0	..*	..*	..*	..*	..*
23...*	98	27	27	27	..*	..*	..*	..*	..*	24	38000	6.5	..*	..*	..*	..*	1
24...*	104	32	30	30	..*	1	1	..*	1	27	24000	5.7	3	..*	..*	..*	2
25...*	90	25	24	24	..*	1	1	..*	..*	24	27000	6.3	1	..*	..*	..*	1
26...*	37	11	11	11	..*	..*	..*	..*	..*	11	39000	7.2	..*	..*	..*	..*	..*
27...*	8	3	..*	..*	..*	..*	..*	..*	..*	..*	..*	..*	..*	..*	..*	..*	..*
28...*	65	19	19	19	..*	..*	..*	..*	..*	18	30000	6.2	1	..*	..*	..*	..*
29...*	31	8	8	8	..*	..*	..*	..*	..*	8	26000	7.4	..*	..*	..*	..*	..*
30...*	40	12	12	12	..*	..*	..*	..*	..*	12	39000	6.2	..*	..*	..*	..*	..*
31...*	22	8	8	8	..*	..*	..*	..*	..*	7	32000	5.6	1	..*	..*	..*	..*
32...*	53	13	13	13	..*	..*	..*	..*	..*	12	28000	5.6	1	..*	..*	..*	3
33...*	54	17	17	17	..*	..*	..*	..*	..*	14	27000	5.0	3	..*	..*	..*	..*
34...*	53	16	16	16	..*	..*	..*	..*	..*	15	30000	5.7	..*	..*	..*	..*	..*
35...*	21	9	9	9	..*	..*	..*	..*	..*	9	39000	6.4	..*	..*	..*	..*	..*
36...*	75	25	25	25	..*	..*	..*	..*	..*	24	36000	6.6	1	..*	..*	..*	..*
37...*	49	15	14	14	..*	1	1	..*	..*	14	31000	7.0	..*	..*	..*	..*	..*
38...*	26	8	8	8	..*	..*	..*	..*	..*	8	39000	9.0	..*	..*	..*	..*	..*
39...*	21	9	9	9	..*	..*	..*	..*	..*	7	30000	7.7	1	..*	..*	..*	..*
40...*	34	11	11	11	..*	..*	..*	..*	..*	9	24000	5.9	2	..*	..*	..*	..*
41...*	52	11	11	11	..*	..*	..*	..*	..*	11	40000	7.1	..*	..*	..*	..*	1
42...*	41	11	11	11	..*	..*	..*	..*	..*	11	38000	7.2	..*	..*	..*	..*	..*
43...*	59	15	15	15	..*	..*	..*	..*	..*	15	35000	6.3	2	..*	..*	..*	..*
44...*	49	14	14	14	..*	..*	..*	..*	..*	12	39000	6.8	2	..*	..*	..*	..*
45...*	33	10	9	9	..*	1	1	..*	..*	9	38000	7.0	..*	..*	..*	..*	..*
46...*	10	4	..*	..*	..*	..*	..*	..*	..*	..*	..*	..*	..*	..*	..*	..*	..*
47...*	35	8	8	8	..*	..*	..*	..*	..*	8	40000	7.4	..*	..*	..*	..*	..*
48...*	34	9	9	9	..*	..*	..*	..*	..*	9	36000	5.7	..*	..*	..*	..*	..*
49...*	1	1	..*	..*	..*	..*	..*	..*	..*	..*	..*	..*	..*	..*	..*	..*	..*
50...*	40	8	8	8	..*	..*	..*	..*	..*	8	42000	7.9	..*	..*	..*	..*	..*
51...*	39	11	11	11	..*	..*	..*	..*	..*	10	42000	7.5	..*	..*	..*	..*	..*

City Block Characteristics

Table 2.—CHARACTERISTICS OF HOUSING UNITS, BY BLOCKS: 1960—Con.

[“Total population” contains no persons in group quarters unless preceded by asterisk; one asterisk (*) denotes less than 10 percent; two asterisks (**), 10 percent or more]

Blocks within census tracts	Total population	All housing units by condition and plumbing								Occupied housing units								
		Total	Sound			Deteriorating			Dilapidated	Owner occupied			Renter occupied			Occupied by non-white	1.01 or more persons per room	
			Total	With all plumbing facilities	Lacking some or all facilities	Total	With all plumbing facilities	Lacking some or all facilities		Total	Average value (dollars)	Average number of rooms	Total	Average contract rent (dollars)	Average number of rooms			
							With flush toilet	No flush toilet										
52...	34	12	12	12	12	40000	7.8	
53...	41	11	11	11	11	42000	7.4	
55...	33	11	10	10	...	1	1	11	27000	6.8	
56...	34	11	11	11	9	30000	7.0	2	
57...	38	11	11	11	11	31000	7.5	
58...	47	13	11	11	...	2	2	13	30000	7.6	
59...	47	15	15	15	14	36000	6.6	1	
60...	53	17	17	17	17	40000	7.2	
61...	93	25	25	25	24	39000	7.5	1	
62...	79	27	27	27	27	32000	5.9	
63...	58	22	22	22	20	36000	6.6	1	
64...	70	26	26	26	25	27000	4.8	1	1	
DGT-41...	*3969	1253	1235	1204	31	18	13	5	905	32000	7.6	318	76	3.9	15	31
1...	**56	17	17	17	12	26000	6.2	4
2...	...	13	13	12	1	8	39000	8.0	4
3...	...	16	15	15	...	1	1	14	35000	8.2	2
4...	...	20	20	20	19	36000	8.0	1
5...	...	23	23	23	19	27000	6.9	4
6...	...	14	14	14	12	38000	8.4	2
7...	...	17	17	17	17	34000	7.6
8...	...	13	13	13	11	34000	7.6	1
9...	...	10	10	10	9	32000	8.3
10...	...	11	11	11	10	38000	8.2
11...	...	14	11	11	...	3	3	12	29000	7.9	2
12...	...	16	16	16	14	28000	6.4	2
13...	...	10	10	10	8	28000	7.3	2	1
14...	...	10	9	9	...	1	1	8	26000	7.0	2
15...	...	9	8	8	...	1	1	7	22000	7.1	2	1
16...	...	2
18...	...	12	10	9	1	2	1	1	6	21000	5.7	6	99	3.7
21...	...	15	15	15	6	19000	4.8	8	111	4.5
22...	...	6	6	6	5	30000	7.6	1
23...	**126	64	64	55	9	64	32	2.1	5	6
24...	**114	42	42	30	12	42	29	3.2	1	...
25...
26...	...	15	15	15	15	34000	8.5
28...	...	10	10	10	6	19000	6.3	4	1
29...	...	15	15	15	14	30000	6.9	1
30...	...	15	15	15	13	32000	6.8	2	1
31...	...	23	21	21	...	2	2	19	30000	7.9	3
32...	...	11	10	10	...	1	1	11	25000	8.0
33...	...	16	16	15	1	10	20000	7.3	6	...	4.2
34...	...	37	37	36	1	3	31	90	3.2	...	6
35...	...	28	25	25	...	3	3	8	26	66	3.6	...	1
37...	...	13	13	11	2	1	5	...	5.2
38...	...	22	22	22	16	16500	5.9	5	...	5.8	1	...
39...	...	9	9	9	5	25000	7.6	4
40...	...	8	8	8	7	23000	6.0	1
41...	...	21	21	20	1	2	17	82	3.8
42...	...	4
43...	...	3
45...	...	20	20	19	1	8	42000	7.8	12	169	5.3	1	2
46...	...	17	17	17	16	41000	7.9	1
47...	...	13	13	13	11	42000	10.2	2
48...	...	13	13	13	11	42000	8.9	1
49...	...	14	14	14	14	42000	9.4
50...	...	28	7	7	7	42000	8.7
51...	...	13	13	13	10	38000	9.6	3
53...	...	9	9	9	8	32000	8.8
54...	...	9	9	9	7	33000	8.1	2
55...	...	8	8	8	7	27000	7.9	1
56...	...	10	10	10	8	25000	7.8	2
57...	...	15	15	14	1	9	16000	7.0	5	...	5.8	5	2
58...	...	30	29	29	...	1	1	22	21000	6.0	7	111	5.3	1	3
59...	...	20	20	20	16	20000	6.8	3	1
60...	...	9	9	9	8	21000	6.5	1
61...	...	6	6	6	5	34000	9.6
62...	...	14	14	14	13	27000	7.4	1
63...	...	18	18	18	14	25000	7.3	3
64...	...	11	11	11	8	31000	7.5	2
65...	...	7	7	7	7	38000	9.1
66...	...	18	18	18	16	38000	9.0	1	1	...
67...	...	10	10	10	8	42000	8.9	1
68...	...	11	11	11	11	42000	9.0
69...	...	2
70...	...	5	5	5	5	42000	8.2
71...	...	8	8	8	7	40000	8.1	1
72...	...	17	17	17	17	40000	8.1
73...	...	6	6	6	6	42000	9.3
74...	...	13	13	13	13	41000	9.2
75...	...	19	19	19	17	38000	7.6	2
76...	...	10	10	10	10	28000	6.4
77...	...	18	16	16	...	2	2	16	26000	6.1	2
78...	...	22	22	22	21	21000	6.1	1	1
79...	...	21	21	21	18	23000	6.2	2

Table 2.—CHARACTERISTICS OF HOUSING UNITS, BY BLOCKS: 1960—Con.

["Total population" contains no persons in group quarters unless preceded by asterisk; one asterisk (*) denotes less than 10 percent; two asterisks (**), 10 percent or more]

Blocks within census tracts	Total population	All housing units by condition and plumbing								Occupied housing units							
		Total	Sound			Deteriorating			Dilapidated	Owner occupied			Renter occupied			Occupied by non-white	1.01 or more persons per room
			Total	With all plumbing facilities	Lacking some or all facilities	Total	With all plumbing facilities	Lacking some or all facilities		Total	Average value (dollars)	Average number of rooms	Total	Average contract rent (dollars)	Average number of rooms		
							With flush toilet	No flush toilet									
80...	77	22	22	22	20	24000	6.3	2	1
81...	54	17	17	17	17	29000	6.6
82...	35	10	10	10	10	38000	7.7
83...	56	17	17	17	15	40000	8.1	1
84...	52	14	14	14	14	42000	8.7
85...	33	12	12	12	12	40000	8.7	1
86...	49	12	12	12	11	42000	9.5	1
87...	45	14	14	14	14	39000	7.3
88...	44	12	12	12	12	41000	7.9
89...	9	2
90...	52	14	14	14	14	42000	7.7
91...	42	13	13	13	13	42000	7.7
92...	31	11	11	11	10	38000	6.8	1	1
93...	46	13	13	13	12	39000	6.7
95...	78	22	22	22	19	39000	7.5	1	1
DGT-42..	*4484	1282	1252	1246	6	25	24	1	5	1118	25000	5.9	131	119	5.3	9	51
1...	55	14	13	13	...	1	1	13	27000	6.1	1
2...	40	14	13	11	2	1	1	12	31000	6.0	2
3...	58	15	15	15	15	35000	6.7
4...	34	10	10	10	10	39000	7.3
5...	36	12	12	12	12	42000	6.2
6...	57	14	14	14	14	42000	6.9
7...	37	9	9	9	8	42000	6.9
8...	11	2
9...	35	11	11	11	9	33000	6.3	1
10...	42	14	14	14	14	33000	6.5
11...	36	12	12	12	12	41000	6.8
12...	31	9	6	6	...	3	2	1	...	6	17000	5.5	3	1
13...	33	12	11	11	...	1	1	10	23000	6.6	2
14...	26	7	7	7	3	4
15...	54	14	13	13	...	1	1	13	27000	7.6	1	1
16...	54	15	14	14	...	1	1	12	32000	6.4	3
17...	27	10	10	10	9	22000	4.9	1
18...	39	12	12	12	11	33000	6.1
19...	23	7	7	7	7	29000	5.9
21...	20	6	6	6	6	36000	7.3
22...	51	15	15	15	14	21000	5.6	1
23...	71	19	15	15	...	2	2	...	2	17	20000	6.1	1	2
24...	67	21	21	21	21	22000	5.5	1
25...	43	15	15	15	12	19500	5.9	3
26...	53	16	16	16	15	20000	6.2	1
27...	62	22	22	21	1	20	18000	5.7	2	1
28...	66	22	20	20	...	1	1	...	1	19	18000	5.5	2	1
29...	32	12	12	12	9	19000	5.3	3
30...	17	6	6	6	6	22000	6.2
31...	52	14	13	13	...	1	1	10	16500	6.1	4	1	...
32...	53	17	14	14	...	1	1	...	2	9	15500	6.3	8	90	4.4	...	1
33...	4	1
34...	25	6	5	5	...	1	1	3	3
35...	13	4
37...	42	13	13	13	9	21000	6.2	3
38...	33	11	11	11	9	19500	6.2	2
39...	39	12	12	12	10	17500	6.2	2	1
41...	43	10	10	10	10	29000	6.3	1
42...	7	4
44...	26	6	4	4	...	2	2	5	20000	5.6	1	1
45...	36	10	9	9	1	7	23000	5.1	2	1
46...	60	19	19	19	15	16500	5.5	2	3
47...	48	14	11	11	...	3	3	11	16500	5.7	3
48...	64	20	20	20	15	18000	5.0	5	...	4.2	1	2
49...	55	17	17	17	16	18000	4.6	1	2
50...	81	19	19	19	18	26000	5.7	1
51...	66	15	15	15	15	30000	6.0	1
52...	58	18	18	16	2	14	18500	5.8	4	2
53...	56	15	14	14	...	1	1	14	15000	6.1	1	1
54...	**53	12	12	12	8	26000	5.6	2	1
55...	77	20	20	20	17	30000	6.1	2
56...	66	17	17	17	16	23000	6.5	1
57...	88	22	21	21	...	1	1	16	19500	6.0	4	1
58...	52	17	17	17	16	19500	4.7	1
59...	57	15	15	15	15	21000	5.7	1
60...	69	19	19	19	18	20000	5.9	2
61...	45	17	17	17	15	19000	5.8	2	1
62...	71	19	19	19	14	20000	5.6	4	2
63...	42	12	10	10	...	2	2	10	24000	6.0	2
64...	75	19	19	19	18	28000	5.7	1	1	2
65...	56	16	16	16	13	26000	5.7	3
66...	80	19	19	19	18	21000	5.3	1	1
67...	72	18	18	18	13	26000	6.1	3	1
68...	75	21	21	21	20	23000	5.8	1
69...	81	21	21	21	20	22000	5.6	1	1
70...	64	18	18	18	18	20000	5.3	1	...
71...	65	19	19	19	16	20000	6.1	3	1	...
72...	6	1
74...	65	19	19	19	18	30000	6.1	1

City Block Characteristics

Table 2.—CHARACTERISTICS OF HOUSING UNITS, BY BLOCKS; 1960—Con.

["Total population" contains no persons in group quarters unless preceded by asterisk; one asterisk (*) denotes less than 10 percent; two asterisks (**), 10 percent or more]

Blocks within census tracts	Total population	All housing units by condition and plumbing									Occupied housing units							
		Total	Sound			Deteriorating			Dilapidated	Owner occupied			Renter occupied					
			Total	With all plumbing facilities	Lacking some or all facilities	Total	With all plumbing facilities	Lacking some or all facilities		Total	Average value (dollars)	Average number of rooms	Total	Average contract rent (dollars)	Average number of rooms	Occu- pied by non-white	1.01 or more persons per room	
								With flush toilet										No flush toilet
75...	28	7	7	7	7	26000	6.0
77...	62	21	19	19	...	2	12	18500	5.6	7	99	5.0	3
78...	59	19	19	19	16	22000	5.5	1	1	...
79...	59	20	20	20	18	21000	5.3	2	1	...
80...	50	15	15	15	14	19500	5.2	1	1	...
81...	63	20	20	20	19	21000	5.7	2
82...	39	13	13	13	9	17500	5.4	3
83...	78	22	22	22	20	23000	5.8	1	1	...
84...	53	15	15	15	14	18500	5.9	1	1	...
85...	100	30	30	30	25	30000	5.7	4
86...	27	7	7	7	7	30000	6.1
89...	14	3
90...	68	16	16	16	16	22000	5.3	3
91...	87	26	26	26	22	29000	5.6	2	1
92...	198	52	52	52	50	34000	6.5	1	1
93...	68	18	18	18	16	28000	5.9	1	1
94...	59	14	14	14	13	31000	6.8	1
95...	42	11	11	11	10	28000	5.6	1
LYT-176.	*1232	369	355	355	...	13	10	3	...	1	325	34000	6.8	33	66	5.0	...	12
1...	75	19	19	19	18	22000	5.8	1	3
2...	40	12	12	12	10	17500	5.4	2
3...	46	12	9	9	...	3	2	1	...	10	21000	5.2	2	1
4...	41	12	9	9	...	3	1	2	...	9	18500	6.2	3	1
5...	**32	7	6	6	...	1	1	5	18500	6.6	2
6...	67	16	15	15	...	1	1	14	16500	5.2	2	3
7...	42	11	11	11	8	18000	5.6	3
9...	**63	16	14	14	...	1	1	11	15000	6.0	5	...	4.4	2
10...	57	18	17	17	...	1	1	12	25000	5.3	5	...	4.6
11...	24	9	8	8	...	1	1	2	6	36	5.3
12...	2	1
17...	34	10	10	10	8	29000	6.8	1
19...	58	15	15	15	15	41000	7.1
20...	44	14	14	14	14	42000	7.6
21...	24	8	8	8	8	42000	7.4
22...	6	2
24...	25	7	7	7	7	42000	7.9
25...	60	21	21	21	20	42000	7.7
26...	21	8	8	8	8	42000	6.6
27...	108	35	34	34	...	1	1	33	42000	7.1	1	1
28...	6	1
29...	2	1
30...	28	8	8	8	8	42000	6.8
31...	67	17	17	17	17	42000	8.4
32...	38	14	14	14	13	42000	7.8
33...	45	14	14	14	14	42000	7.4
34...	40	14	14	14	14	42000	7.9
35...	42	16	16	16	13	42000	7.8
36...	63	21	20	20	...	1	1	21	42000	6.4	1
37...	32	10	10	10	8	42000	7.5

U.S. CENSUS OF HOUSING: 1960

Series HC(3)-140

CITY BLOCKS

Joliet, Ill.


Prepared under the supervision of
WAYNE F. DAUGHERTY, Chief
Housing Division



U.S. DEPARTMENT OF COMMERCE
Luther H. Hodges, Secretary

BUREAU OF THE CENSUS

Richard M. Scammon, Director (From May 1, 1961)
Robert W. Burgess, Director (To March 3, 1961)





BUREAU OF THE CENSUS

RICHARD M. SCAMMON, *Director* (From May 1, 1961)

ROBERT W. BURGESS, *Director* (To March 3, 1961)

A. ROSS ECKLER, *Deputy Director*

HOWARD C. GRIEVES, *Assistant Director*

CONRAD TAEUBER, *Assistant Director*

MORRIS H. HANSEN, *Assistant Director for Statistical Standards*

CHARLES B. LAWRENCE, JR., *Assistant Director for Operations*

WALTER L. KEHRES, *Assistant Director for Administration*

CALVERT L. DEDRICK, *Chief, International Statistical Programs Office*

A. W. VON STRUVE, *Acting Public Information Officer*

Housing Division—

WAYNE F. DAUGHERTY, *Chief*

DANIEL B. RATHBUN, *Assistant Chief*

BEULAH WASHBAUGH, *Special Assistant*

MILTON D. LIEBERMAN, *Chief, Coordination and Research*

Decennial Operations Division—GLEN S. TAYLOR, *Chief*

Electronic Systems Division—ROBERT F. DRURY, *Chief*

Field Division—JEFFERSON D. MCPHER, *Chief*

Geography Division—WILLIAM T. FAY, *Chief*

Population Division—HOWARD G. BRUNSMAN, *Chief*

Statistical Methods Division—JOSEPH STEINBERG, *Chief*

Library of Congress Card Number: A61-9347

SUGGESTED CITATION

U.S. Bureau of the Census. *U.S. Census of Housing: 1960. Vol. III, City Blocks.*
Series HC(3), No. 140.

U.S. Government Printing Office, Washington, D.C., 1961.

For sale by the Superintendent of Documents, U.S. Government Printing Office, Washington 25, D.C.
or any of the Field Offices of the Department of Commerce—Price 25 cents.

Table 1.—CHARACTERISTICS OF HOUSING UNITS, FOR THE CITY: 1960

Subject	Number	Percent	Subject	Number	Percent
All housing units	20,968	100.0	Occupied housing units—Con.		
CONDITION AND PLUMBING			COLOR		
Sound	17,031	81.2	White	18,938	95.0
With all plumbing facilities	15,809	75.4	Nonwhite	1,002	5.0
Lacking some or all facilities	1,222	5.8	PERSONS PER ROOM		
Deteriorating	3,092	14.7	1.00 or less	18,021	90.4
With all plumbing facilities	2,015	9.6	1.01 or more	1,919	9.6
Lacking some or all facilities	1,077	5.1	AVERAGE NUMBER OF ROOMS		
With flush toilet	923	4.4	Owner occupied	5.4	...
No flush toilet	154	0.7	Renter occupied	3.9	...
Dilapidated	845	4.0	VALUE AND RENT		
Occupied housing units	19,940	100.0	Average value	15,700	...
TENURE			Average contract rent	68	...
Owner occupied	12,622	63.3			
Renter occupied	7,318	36.7			

NOTE.—On the map for Joliet approximately 1,030 blocks are identified.

Table 2.—CHARACTERISTICS OF HOUSING UNITS, BY BLOCKS: 1960

["Total population" contains no persons in group quarters unless preceded by asterisk; one asterisk (*) denotes less than 10 percent; two asterisks (**), 10 percent or more]

Blocks within census tracts	Total population	All housing units by condition and plumbing									Occupied housing units							
		Total	Sound			Deteriorating			Dilapidated	Owner occupied			Renter occupied			Occupied by non-white	1.01 or more persons per room	
			Total	With all plumbing facilities	Lacking some or all facilities	Total	With all plumbing facilities	Lacking some or all facilities		Total	Average value (dollars)	Average number of rooms	Total	Average contract rent (dollars)	Average number of rooms			
JT-8	2008	528	346	221	125	98	31	10	57	84	383	8500	5.0	122	47	3.9	163	126
1	32	8	3	...	3	1	1	4	6	5500	4.3	1	7	2
2	69	16	5	1	4	4	2	1	7	8	6500	4.5	7	43	3.4	13	8	
3	119	25	12	5	7	2	1	...	1	11	13	8000	5.3	11	43	3.5	24	12
4	32	6	6	3	3	6	3
5	49	10	3	1	...	2	7	3	7	34	3.7	10	6
6	108	30	4	3	1	15	8	1	6	11	12	6500	5.8	16	54	4.0	20	8
8	54	11	1	...	5	5	5	8	4000	4.9	2	8	5
9	101	24	6	5	1	14	4	4	6	4	18	6500	5.1	6	...	4.7	13	6
10	94	21	8	4	4	9	2	1	6	4	15	7500	5.1	5	50	3.0	17	8
11	21	6	2	1	1	2	1	...	2	5	5000	4.6	1	4	1
12	13	5	5	4	1	4
13	34	10	10	8	2	10	7500	5.7	1	...
14	30	10	8	6	2	1	1	1	5	10500	5.0	3	1
15	77	17	16	11	5	1	1	...	16	8000	5.0	1	5
16	23	7	7	7	6	12000	4.8	1
18	25	6	4	1	3	2	2	3	3	2
19	13	4
20	18	7	6	4	2	1	...	1	...	6	8000	4.8	1
21	59	15	7	5	2	6	4	...	2	2	10	6500	5.1	5	...	3.6	5	2
22	7	2
24	4	1
25	7	2
26	33	13	10	9	1	1	1	2	9	9000	4.6	4
27	45	15	15	13	2	14	10000	4.9	1	1
28	24	7	7	7	6	12500	5.7	1	1	2
29	33	9	6	2	4	3	3	...	5	...	5.4	4	1
30	53	12	12	10	2	10	16500	5.0	2	3
31	20	7	6	2	4	1	1	...	4	1	2
32	61	13	12	7	5	1	1	12	11000	4.8	1	4
33	27	7	7	7	7	10000	4.4	3
34	34	9	9	7	2	9	9500	4.9	1
35	23	7	7	2	5	6	9500	4.5	2
36	32	12	9	6	3	2	2	1	9	10500	5.0	1
37	34	12	12	10	2	12	8000	4.2	1
38	35	10	10	8	2	7	10000	4.4	2	2
39	86	22	22	18	4	21	10000	5.2	1	3
40	118	34	33	26	7	1	1	24	9500	5.6	9	46	4.2	1	3	
41	104	27	27	8	19	22	6500	4.9	5	...	4.2	6	5	
42	129	32	8	...	8	14	4	...	10	10	21	6000	5.4	9	42	3.6	20	10
43	54	11	1	1	...	3	...	1	2	7	6	4000	6.0	5	47	4.0	7	4
44	24	7	1	...	1	6	6	...	6	6000	5.8	1	1
45	50	19	19	8	11	13	9000	4.6	4	4
JT-9	**7498	1886	1194	1036	158	469	231	206	32	223	916	9000	5.4	866	50	4.2	115	266
1	33	9	5	3	2	4	2	1	1	...	5	...	6.0	2	1
2	45	12	10	7	3	1	1	10	6500	5.5	1	2
3	81	21	13	11	2	3	1	1	1	5	11	7500	4.8	10	45	4.0	...	5
4	77	24	16	13	3	6	2	...	4	2	16	7500	5.4	7	38	4.1	...	4
5	80	16	13	10	3	3	1	2	14	8500	5.1	2	6
6	87	21	13	8	5	8	5	3	13	7500	5.7	8	44	4.1	...	5
7	27	8	4	4	...	4	2	1	1	...	6	...	4.5	1	2

City Block Characteristics

Table 2.—CHARACTERISTICS OF HOUSING UNITS, BY BLOCKS: 1960—Con.

["Total population" contains no persons in group quarters unless preceded by asterisk; one asterisk (*) denotes less than 10 percent; two asterisks (**), 10 percent or more]

Blocks within census tracts	Total population	All housing units by condition and plumbing										Occupied housing units						
		Total	Sound			Deteriorating			Dilapidated	Owner occupied			Renter occupied			Occupied by non-white	1.01 or more persons per room	
			Total	With all plumbing facilities	Lacking some or all facilities	Total	With all plumbing facilities	Lacking some or all facilities		Total	Average value (dollars)	Average number of rooms	Total	Average contract rent (dollars)	Average number of rooms			
																		With flush toilet
8...	35	12	10	10	...	2	1	1	...	7	9500	5.3	5	...	4.8	
9...	59	17	15	12	3	2	1	...	1	13	10500	5.2	3	3	
10...	59	18	15	9	6	3	1	...	2	11	8000	4.7	7	...	4.4	...	2	
11...	21	5	4	2	2	1	1	...	1	3	2	1	
12...	36	12	10	6	4	1	1	...	1	8	8000	5.1	4	
14...	116	32	23	22	1	8	4	...	2	22	8000	5.3	9	59	5.1	...	7	
15...	95	34	25	23	2	8	1	...	7	24	8000	4.8	6	46	3.7	...	3	
16...	73	24	20	15	5	4	2	...	2	13	9500	4.9	10	53	4.4	...	2	
17...	90	27	9	9	...	9	5	...	4	10	8500	4.8	17	46	3.7	...	6	
18...	140	39	11	11	...	9	8	...	1	19	8500	5.3	20	48	4.0	...	8	
19...	11	4	
20...	**1392	12	9	9	...	3	1	5	8500	4.8	6	49	6.5	...	1	
21...	48	12	6	6	...	4	1	...	1	5	...	5.6	7	41	4.1	3	...	
22...	134	39	11	7	4	16	11	...	5	12	10500	6.3	24	47	4.9	4	2	
23...	111	33	9	7	2	17	8	...	2	15	7500	4.8	16	38	4.2	...	8	
24...	148	56	49	43	6	4	2	...	2	20	9500	5.1	33	46	4.0	...	4	
25...	36	14	8	8	...	6	1	...	5	9	8500	5.7	2	2	
26...	99	24	12	11	1	7	2	...	2	17	7500	5.1	7	41	4.4	...	5	
27...	48	17	14	13	1	2	1	...	1	13	9000	5.2	4	
28...	100	28	3	3	...	15	12	...	1	12	7000	5.3	12	55	4.2	4	8	
29...	146	39	13	13	...	10	7	...	3	16	9000	5.5	23	80	4.0	...	9	
30...	142	39	17	12	5	12	4	...	8	15	10000	5.7	23	45	4.3	6	5	
31...	129	35	16	12	4	8	1	...	7	11	8000	4.7	23	42	4.1	...	11	
32...	95	26	3	3	...	11	8	...	3	12	6500	4.7	10	37	4.0	4	6	
33...	35	19	6	5	1	6	6	7	8500	4.8	5	...	3.6	5	...	
34...	69	22	8	7	1	10	8	...	2	4	7500	5.3	6	43	3.8	...	5	
35...	76	24	10	9	1	10	9	...	1	4	7500	5.3	6	43	4.2	...	3	
37...	16	4	
38...	*107	28	12	5	7	15	4	...	11	6	9500	6.3	20	40	4.8	1	7	
39...	86	30	27	25	2	1	1	18	11000	5.9	9	61	5.2	...	1	
40...	120	35	33	27	6	1	1	19	10000	5.1	15	46	4.2	...	6	
41...	70	21	18	13	5	3	2	...	1	10	11500	5.1	11	39	4.4	...	5	
42...	50	17	16	13	3	1	1	12	7500	5.5	5	51	4.6	...	1	
43...	73	22	19	18	1	1	1	10	11500	5.9	11	58	4.5	...	4	
44...	67	26	16	13	3	10	2	...	8	12	9500	5.3	10	32	4.2	...	2	
45...	46	11	8	8	...	3	3	6	10000	5.7	5	...	4.2	...	2	
46...	61	18	14	14	...	3	3	10	7500	5.1	8	47	3.4	...	2	
47...	95	29	28	25	3	1	1	13	8500	4.4	16	36	3.9	...	5	
48...	**51	16	15	12	3	1	1	10	10000	6.6	4	
49...	75	22	18	18	1	2	2	15	10500	5.5	6	55	4.0	...	3	
50...	56	18	18	14	4	7	9000	5.1	11	53	3.3	...	4	
51...	110	36	32	29	3	3	3	21	9500	5.6	14	39	4.4	...	4	
52...	15	4	
53...	26	10	...	8	1	
54...	22	7	5	5	...	2	2	7	6500	4.8	3	1	
55...	27	6	4	4	...	2	2	5	8500	5.8	2	1	
56...	18	5	5	5	4	1	1	
57...	22	8	8	8	7	9000	6.1	1	1	
58...	67	21	21	19	2	12	10000	5.8	7	60	4.3	...	1	
59...	38	8	7	4	3	1	1	5	10500	5.6	2	3	
60...	80	25	20	19	1	2	2	3	11500	5.4	5	62	4.4	...	1	
61...	**39	12	12	12	17	9000	5.4	3	
62...	116	38	23	19	4	13	6	...	7	15	11000	5.5	23	55	3.8	1	6	
63...	65	23	20	17	3	3	3	6	...	5.0	16	77	3.7	...	3	
64...	95	15	6	6	...	9	1	...	8	2	11	45	4.2	...	5	
65...	9	2	
68...	23	9	
69...	91	18	5	5	1	7	52	4.6	1	9	
70...	61	21	9	8	...	5	2	...	3	8	15	46	4.0	6	2	
71...	42	15	14	10	4	1	1	3	9500	6.4	12	50	4.0	2	2	
72...	5	...	5.2	8	45	4.3	...	1	
73...	125	43	33	31	2	10	3	...	7	22	9500	5.4	17	60	4.9	...	2	
74...	61	19	12	11	1	4	3	...	1	10	10500	6.0	8	61	4.5	...	1	
75...	91	32	30	28	2	2	2	15	12000	5.3	17	63	4.4	...	2	
76...	62	24	22	18	4	11	9500	5.3	10	55	5.1	...	1	
77...	34	12	12	12	6	10000	4.8	5	56	3.6	...	1	
78...	106	28	25	25	...	1	1	2	13000	5.5	12	65	5.1	...	2	
79...	26	9	5	4	1	4	2	...	2	3	6	46	4.3	...	1	
80...	59	11	9	9	2	5	2	...	3	2	9000	5.0	9	42	5.2	6	2	
81...	65	20	8	4	4	6	4	...	2	6	8000	5.8	13	53	4.2	7	3	
82...	127	34	7	5	2	17	6	...	10	8	9000	5.3	26	52	3.8	24	9	
83...	**69	22	11	10	1	10	5	...	5	1	6	...	6.2	11	33	4.0	...	1
84...	67	25	12	12	...	11	4	...	7	2	6	...	5.8	17	55	4.3
85...	73	29	9	8	1	17	10	...	7	3	6	...	6.0	19	55	3.5	...	4
86...	33	14	6	6	...	6	1	...	5	2	6500	6.2	9	47	3.4	10	1	
87...	79	29	5	2	3	20	3	...	15	5	...	4.8	20	38	4.3	7	3	
88...	119	42	11	11	...	13	6	...	5	2	7500	4.9	29	39	3.3	16	8	
89...	64	21	14	12	2	7	6	...	1	11	8000	5.4	10	52	4.2	8	4	
90...	**69	18	16	14	2	2	1	...	1	7	...	5.9	8	57	3.9	...	4	
91...	90	30	28	27	1	1	1	17	12000	5.4	12	57	5.4	...	2	
92...	49	17	15	13	2	2	2	12	11000	5.1	3	2	
93...	69	22	20	20	...	2	2	14	11000	6.4	6	73	4.8	...	1	
95...	4	1	
96...	23	6	6	6	...	2	5	...	5.2	3	1	
97...	62	15	7	7	...	8	6	...	1	10	7000	6.6	5	...	4.0	

Table 2.—CHARACTERISTICS OF HOUSING UNITS, BY BLOCKS; 1960—Con.

["Total population" contains no persons in group quarters unless preceded by asterisk; one asterisk (*) denotes less than 10 percent; two asterisks (**), 10 percent or more]

Blocks within census tracts	Total population	All housing units by condition and plumbing									Occupied housing units								
		Sound					Deteriorating				Dilapidated	Owner occupied			Renter occupied			Occupied by non-white	1.01 or more persons per room
		Total	Total	With all plumbing facilities	Lacking some or all facilities	Total	With all plumbing facilities	Lacking some or all facilities		Total		Average value (dollars)	Average number of rooms	Total	Average contract rent (dollars)	Average number of rooms			
						With flush toilet	No flush toilet												
JT-10...	2129	655	616	595	21	30	20	7	3	9	505	14000	5.1	131	71	4.1	...	61	
1...	84	28	22	16	6	5	2	2	1	1	22	8000	5.4	5	57	4.8	...	1	
2...	117	40	38	32	6	2	2	1	16	11500	5.9	24	61	4.2	...	2	
3...	61	22	18	18	...	4	1	1	2	...	10	11500	5.5	10	105	3.9	...	1	
4...	21	6	6	6	4	2	
5...	41	4	
6...	41	13	13	12	1	10	11500	5.3	2	2	
7...	56	18	18	16	2	14	11000	6.0	4	5	
8...	112	30	30	29	1	27	12500	5.4	3	1	
9...	47	15	14	14	...	1	1	9	11500	6.0	6	72	3.3	...	1	
10...	76	23	18	18	...	4	2	2	...	1	18	12000	4.8	3	3	
11...	9	4	
12...	71	22	17	17	...	1	1	4	15	11500	4.9	7	51	3.6	...	4	
13...	47	12	9	9	...	3	3	8	13500	4.6	4	4	
14...	94	28	25	25	3	16	14000	6.0	10	67	4.1	...	1	
15...	51	14	14	14	13	15000	5.4	1	2	
16...	78	28	28	28	21	15500	5.0	6	90	3.5	...	1	
17...	14	4	
18...	24	8	8	8	7	15000	5.1	1	
19...	90	29	28	28	...	1	1	26	14500	4.9	1	4	
20...	75	26	26	26	26	15000	4.7	1	
21...	59	19	17	17	...	2	2	15	18000	4.7	2	1	
22...	82	20	20	20	20	19500	5.0	2	
23...	45	15	15	15	12	20000	4.9	2	
24...	...	3	
25...	16	4	2	
26...	70	21	19	19	...	2	2	20	16000	5.1	1	1	
27...	35	13	13	13	8	15500	5.0	5	92	3.0	...	1	
28...	19	5	5	5	5	19500	5.2	
29...	27	7	7	7	7	13000	4.7	2	
30...	56	14	14	14	14	13000	4.7	4	
31...	14	4	
32...	14	2	
33...	8	2	
34...	11	4	19	10000	5.1	10	58	3.7	...	4	
36...	89	29	29	28	1	3	3	
37...	20	6	6	5	1	3	2	
38...	16	5	5	5	
39...	11	4	
40...	11	4	
41...	15	3	
42...	10	4	
43...	15	3	
44...	6	2	18	12000	5.2	2	1	
47...	63	20	18	17	1	2	2	6	12500	4.5	2	
48...	27	6	6	6	10	12500	4.5	
49...	34	10	9	9	...	1	1	
50...	11	4	
51...	13	4	
52...	31	9	9	9	9	16000	5.0	1	
53...	51	16	14	14	...	2	2	13	14500	4.6	3	2	
54...	71	19	19	19	18	19000	4.8	1	2	
JT-11...	*9078	2626	2603	2591	12	22	21	1	...	1	2334	21000	5.4	253	105	4.7	1	195	
1...	**187	1	10	17500	4.5	2	1	
2...	39	12	12	12	
3...	11	4	14	19000	5.1	2	1	
4...	53	16	16	16	13	18500	4.9	2	
5...	47	13	13	13	24	18500	5.3	1	1	
6...	87	25	25	25	25	19500	5.3	1	
7...	103	26	26	26	13	18500	5.3	1	
8...	55	13	13	13	15	18500	4.7	1	
9...	43	16	16	16	7	16000	4.6	
10...	22	7	7	7	8	21000	5.0	7	90	3.9	...	1	
11...	42	16	12	12	...	4	3	1	
12...	11	4	20	14000	5.5	2	1	
13...	60	22	22	22	12	17500	4.7	1	
14...	34	12	12	12	8	17500	4.8	1	
15...	28	8	8	8	16	19000	4.9	1	
16...	47	16	16	16	15	16000	5.3	1	1	
17...	48	16	16	16	14	20000	5.1	1	
18...	49	15	15	15	13	20000	5.2	
19...	46	13	13	13	12	20000	5.5	2	
20...	42	14	14	14	22	20000	5.5	
21...	70	22	21	20	1	21	22000	5.6	1	
23...	88	22	22	22	19	20000	4.9	6	
24...	70	19	19	19	21	19000	5.0	5	
25...	91	21	21	21	21	18000	5.0	5	
26...	83	21	21	21	21	18500	5.0	1	2	
27...	95	21	21	21	21	18000	4.9	1	1	
28...	85	22	22	22	9	19500	5.1	2	
29...	42	11	11	11	4	
30...	14	5	5	5	2	
31...	68	16	16	16	14	25000	5.3	3	
32...	62	15	15	15	15	22000	5.0	15	
33...	372	90	90	90	...														

City Block Characteristics

Table 2.—CHARACTERISTICS OF HOUSING UNITS, BY BLOCKS: 1960—Con.

["Total population" contains no persons in group quarters unless preceded by asterisk; one asterisk (*) denotes less than 10 percent; two asterisks (**), 10 percent or more]

Blocks within census tracts	Total population	All housing units by condition and plumbing								Occupied housing units								
		Total	Sound			Deteriorating			Dilapidated	Owner occupied			Renter occupied			Occupied by non-white	1.01 or more persons per room	
			Total	With all plumbing facilities	Lacking some or all facilities	Total	With all plumbing facilities	Lacking some or all facilities		Total	Average value (dollars)	Average number of rooms	Total	Average contract rent (dollars)	Average number of rooms			
								With flush toilet										No flush toilet
34...	98	22	22	22	21	14500	5.0	1	4	
35...	66	19	19	19	19	19000	4.8	1	
36...	49	13	13	13	13	15500	4.9	1	
37...	50	14	14	14	14	18000	4.8	1	
38...	78	24	24	24	23	12500	4.5	1	2	
39...	77	19	16	22	19	15000	4.8	3	
40...	92	24	22	22	3	3	...	20	14500	4.9	4	2	
41...	113	30	30	30	2	2	...	28	12000	4.5	2	1	6	
42...	74	22	22	22	22	19500	5.3	1	
43...	44	13	13	13	13	22000	5.7	1	
44...	345	108	107	107	...	1	1	99	20000	5.4	7	79	4.4	...	4	
45...	104	29	29	29	28	14000	4.1	1	8	
46...	53	12	12	12	12	17500	4.5	5	
47...	82	24	24	23	1	19	13500	4.6	3	4	
48...	24	14	14	14	14	15500	4.9	3	
49...	58	13	13	13	13	17000	4.9	2	
50...	91	21	21	21	20	14500	5.1	1	3	
51...	93	25	25	25	22	15000	4.8	2	4	
52...	47	12	12	12	11	24000	4.9	1	3	
53...	51	17	17	17	15	27000	4.9	
54...	7	2	
55...	19	6	6	6	6	29000	5.0	
56...	44	12	12	12	12	28000	5.3	2	
57...	49	14	14	14	14	24000	4.8	1	
58...	63	17	17	17	14	17000	5.1	3	3	
59...	28	8	8	8	7	18000	4.9	1	
60...	34	8	7	7	...	1	1	8	16000	5.5	2	
61...	82	20	20	20	19	13000	4.5	1	7	
62...	77	20	20	20	18	18000	4.4	2	5	
63...	49	12	12	12	12	24000	6.2	1	
64...	5	1	
65...	139	46	46	46	36	26000	5.7	10	88	4.2	
66...	19	8	8	8	6	16500	4.5	
67...	34	14	14	13	1	11	13000	5.3	3	
68...	74	26	25	25	...	1	1	24	13500	4.9	2	2	
69...	87	27	27	27	22	14500	5.0	5	...	5.2	...	1	
70...	99	28	27	26	1	1	1	10	11500	4.8	18	136	4.6	...	6	
71...	85	31	30	29	1	1	1	24	13500	5.1	5	...	5.4	...	1	
72...	130	42	42	42	5	12500	5.6	35	133	4.1	...	5	
73...	71	23	23	23	8	16500	5.8	15	94	4.3	...	2	
74...	49	18	18	18	14	21000	5.4	3	
75...	62	24	23	23	...	1	1	16	23000	6.3	7	133	5.4	...	1	
76...	64	15	15	15	14	26000	6.2	1	
77...	72	24	23	23	...	1	1	21	19500	5.5	3	1	
78...	15	15	15	15	15	23000	5.8	2	
79...	55	17	17	17	17	24000	5.4	2	
80...	64	20	20	19	1	18	22000	5.4	1	
81...	54	18	18	18	18	23000	5.4	2	
82...	81	26	26	26	26	33000	6.0	
83...	30	11	11	11	10	32000	5.1	1	
85...	33	12	12	12	12	25000	5.1	
86...	19	18	18	18	...	1	1	17	25000	5.3	1	1	
87...	40	12	12	12	12	26000	5.4	
89...	10	4	
91...	54	16	16	16	16	27000	5.3	
92...	19	5	5	5	5	24000	5.2	
94...	33	9	9	9	8	23000	5.1	1	
95...	47	12	12	12	12	26000	5.7	
96...	60	17	16	16	...	1	1	17	21000	4.7	3	
97...	29	9	9	9	9	28000	5.7	1	
98...	25	8	8	8	
99...	99	27	27	27	8	37000	6.9	
100...	71	23	23	23	27	30000	5.9	1	
101...	78	23	23	23	22	35000	6.4	
102...	57	20	20	20	23	22000	4.9	1	
103...	37	13	13	12	1	18	19000	4.6	1	3	
104...	65	21	21	21	12	23000	5.8	1	1	
105...	80	21	21	21	18	22000	5.3	3	1	
106...	38	12	12	12	19	22000	6.1	1	1	
107...	38	12	12	12	11	16000	5.6	1	
108...	89	24	23	23	...	1	1	12	20000	6.4	
109...	56	21	21	21	14	18500	6.2	10	93	4.8	...	2	
110...	101	32	32	32	12	22000	6.9	8	117	5.3	
111...	47	16	16	16	24	18000	6.8	6	120	3.8	...	1	
112...	70	24	23	23	14	16000	5.9	2	1	
113...	72	27	27	27	...	1	1	22	18000	5.7	2	1	
114...	61	23	23	23	21	18000	5.0	4	1	
115...	72	26	26	26	21	20000	4.8	2	
116...	68	24	24	22	2	22	18000	5.5	3	
117...	52	18	18	18	22	18500	5.0	2	1	
118...	71	21	21	21	17	19000	4.8	1	
119...	109	31	31	31	21	30000	6.2	1	
120...	40	13	13	13	31	29000	5.4	
121...	94	28	28	28	13	38000	6.2	
122...	56	14	14	14	28	33000	5.7	1	
123...	26	7	7	7	13	27000	5.8	1	2	
124...	23	6	6	6	6	34000	6.3	
										6	32000	6.0	

Table 2.—CHARACTERISTICS OF HOUSING UNITS, BY BLOCKS; 1960—Con.

["Total population" contains no persons in group quarters unless preceded by asterisk; one asterisk (*) denotes less than 10 percent; two asterisks (**), 10 percent or more]

Blocks within census tracts	Total population	All housing units by condition and plumbing									Occupied housing units								
		Sound					Deteriorating				Dilapidated	Owner occupied			Renter occupied			Occupied by non-white	1.01 or more persons per room
		Total	Total	With all plumbing facilities	Lacking some or all facilities	Total	With all plumbing facilities	Lacking some or all facilities		Total		Average value (dollars)	Average number of rooms	Total	Average contract rent (dollars)	Average number of rooms			
								With flush toilet	No flush toilet										
125...	50	14	14	14	13	32000	6.0	1	1
126...	63	16	16	16	15	26000	5.8	1	2
127...	36	13	13	13	13	20000	4.5	1
128...	58	19	19	19	17	21000	4.9	2
129...	39	12	12	12	12	28000	5.9
130...	152	34	34	32	2	34	31000	6.5	2
131...	141	37	37	37	37	25000	5.6	1
132...	89	34	34	33	1	31	31000	6.6	1
133...	77	23	23	23	23	32000	6.8	1
134...	77	23	23	23	23	27000	6.3	1
135...	75	22	22	22	19	25000	5.8	3	1
136...	73	23	23	23	22	26000	6.6	1
137...	89	29	29	29	19	18500	5.8	9	90	5.3	1
138...	70	24	23	23	...	1	1	22	16500	5.6	1
139...	45	10	10	10	9	21000	6.6	1	1
140...	29	11	11	11	7	18500	5.0	4
141...	68	26	26	26	20	18500	5.7	6	96	4.3	1
142...	67	24	24	24	15	18000	6.1	8	110	5.4
JT-12...	*4730	1502	1251	1184	67	200	175	22	3	51	981	13500	5.4	478	76	4.3	1	85	
1...	89	28	27	26	1	1	1	19	12500	5.5	9	68	4.1	1
2...	65	24	23	22	1	1	1	20	14000	5.2	2
3...	87	23	20	20	...	3	2	1	20	12500	5.5	2	4
4...	75	26	20	20	...	6	6	18	11500	5.2	8	71	4.8
5...	86	31	29	29	...	2	2	25	14000	5.6	6	86	4.7
6...	68	24	20	20	...	4	4	18	19000	5.5	5	...	4.4
7...	67	30	30	30	26	14000	5.3	2
8...	87	28	28	28	24	13500	5.3	4
9...	82	35	35	32	3	22	15500	5.1	11	84	4.4
10...	70	26	26	26	22	12000	5.2	4	1
11...	89	25	23	23	...	2	...	2	20	14500	5.2	5	79	4.2	2
13...	84	27	25	24	1	2	2	20	10000	5.1	7	71	3.6	3
14...	67	28	28	24	4	20	10000	5.6	7	74	3.6	2
15...	92	30	30	30	22	11500	5.5	7	50	4.0	4
16...	*93	31	30	30	...	1	1	15	12500	5.3	14	52	4.8
17...	103	37	37	34	22	11000	5.5	14	53	3.9	4
18...	119	38	31	24	7	3	1	4	15	12500	5.7	21	59	4.2	4
19...	289	102	98	76	22	4	2	2	42	11000	5.7	57	52	4.1	7
20...	121	35	27	21	6	7	3	3	1	...	15	10000	5.3	19	60	3.8	1	...	8
21...	134	46	42	30	12	4	1	3	20	11500	5.8	25	50	4.1	4
22...	99	31	31	30	1	23	13500	5.2	6	52	4.3	2
23...	119	37	34	34	...	3	1	2	25	10000	5.3	10	56	4.0	3
24...	115	34	34	34	19	11000	5.9	13	69	4.5	5
25...	122	29	25	23	2	4	3	1	17	9000	5.7	12	45	4.8	3
26...	64	20	20	19	1	13	10000	4.9	7	64	3.7	1
27...	56	20	20	20	18	16500	5.2	2	1
28...	65	23	23	23	22	18000	5.6	1
29...	73	24	24	23	1	20	16000	5.7	3	1
30...	87	33	33	33	18	17000	5.2	14	138	4.6	1
31...	96	47	47	47	14	16000	5.6	33	105	4.5
32...	66	28	27	27	...	1	1	18	16000	5.4	9	150	4.1	1
33...	65	25	13	13	...	10	9	1	...	2	18	12500	4.7	6	67	4.2	2
34...	73	27	19	19	...	7	7	23	13500	4.9	4	1
35...	68	28	18	18	...	7	6	1	...	3	21	12500	5.6	6	56	4.5	1
36...	79	29	20	20	...	8	8	20	13500	5.2	9	59	4.4	1
37...	63	22	8	8	...	13	13	1	16	13500	6.1	4
38...	69	24	14	14	...	7	7	1	...	5	19	12500	5.5	5	...	5.2	1
39...	91	35	19	19	...	12	10	2	...	4	21	12500	5.7	12	80	3.8
40...	67	26	15	15	...	4	4	16	18000	5.5	9	103	4.0	2
41...	79	28	18	18	...	6	8	7	22	14500	5.0	6	86	4.5	3
42...	76	29	18	18	...	11	11	22	15500	5.4	6	68	4.7	1
43...	79	29	12	12	...	7	7	10	17	12500	4.6	11	76	4.2	1
44...	56	17	12	12	...	4	4	1	15	14500	5.6	1	3
45...	*91	24	23	22	1	1	...	1	16	22000	5.4	7	233	5.3
46...	80	30	30	30	19	15000	5.4	10	82	4.8	1
47...	103	33	33	33	22	16000	6.1	10	93	5.4
48...	*372
49...	81	30	10	10	...	20	18	2	23	15000	5.9	7	66	4.0	1
50...	115	35	9	9	...	23	23	3	23	12500	5.7	12	64	4.8	2
51...	94	29	13	12	1	10	10	6	14	12500	5.2	14	76	4.6	3
JT-13...	*6335	2044	1979	1902	77	54	40	14	...	11	1313	18000	5.9	650	83	4.2	4	122	
1...	28	14	14	11	3	4	10	89	3.2	2
2...	96	45	45	40	5	17	16500	5.5	23	87	3.4
3...	*48	3	2
4...	37	12	12	12	8	17500	6.9	3	...	4.6	1
5...	67	22	22	20	2	15	15500	5.6	7	84	4.6
6...	129	46	46	46	25	19500	6.2	19	84	3.7
7...	92	33	33	32	1	22	18500	6.3	8	118	5.3	2
8...	98	26	26	26	21	20000	6.8	5	...	5.6	2
9...	45	17	17	17	12	16000	6.2	4	1
10...	33	16	16	16	7	16500	5.7	8	88	3.4	1
11...	50	14	13	13	...	1	1	11	16500	6.5	3	1
12...	86	23	23	23	18	19500	6.8	4	2
13...	30	11	11	11	8	24000	6.9	3
14...	155	50	50	50	46	34000	7.0	1

City Block Characteristics

Table 2.—CHARACTERISTICS OF HOUSING UNITS, BY BLOCKS: 1960—Con.

["Total population" contains no persons in group quarters unless preceded by asterisk; one asterisk (*) denotes less than 10 percent; two asterisks (**), 10 percent or more]

Blocks within census tracts	Total population	All housing units by condition and plumbing										Occupied housing units						
		Total	Sound			Deteriorating			Dilapidated	Owner occupied			Renter occupied			Occupied by non-white	1.01 or more persons per room	
			Total	With all plumbing facilities	Lacking some or all facilities	Total	With all plumbing facilities	Lacking some or all facilities		Total	Average value (dollars)	Average number of rooms	Total	Average contract rent (dollars)	Average number of rooms			
							With flush toilet	No flush toilet										
15...	123	35	34	34	1	32	29000	6.3	1	1	3
16...	2	1
17...	84	20	20	20	16	21000	7.1	1	
18...	49	13	13	13	8	26000	7.8	5	1	
19...	32	14	14	14	8	24000	7.1	5	102	4.4	1	
20...	43	16	16	16	9	19000	6.7	6	80	5.0	...	
21...	56	16	16	16	12	20000	8.1	4	
22...	55	17	17	17	12	20000	7.9	2	
23...	88	35	35	35	20	18500	6.4	12	80	4.9	...	
24...	41	22	17	5	4	14	81	3.1	1	
25...	74	31	29	29	2	7	...	5.1	22	77	4.8	...	
26...	116	41	28	20	8	9	6	3	...	4	14	11500	6.6	27	84	3.3	...	
27...	64	25	25	23	2	10	16500	6.8	13	88	4.6	...	
28...	**109	20	14	14	...	5	5	1	11	23000	8.3	6	...	5.2	...	
29...	96	39	38	38	...	1	1	16	14000	5.6	20	90	4.8	...	
30...	83	30	30	29	1	19	14000	5.7	9	72	4.3	...	
31...	**111	23	21	21	...	2	2	18	30000	7.8	5	...	5.4	...	
32...	130	54	54	54	20	21000	6.6	33	88	3.6	...	
33...	61	24	24	23	1	17	16000	6.2	7	81	5.0	...	
34...	79	28	28	27	1	14	14000	5.6	13	87	3.3	...	
35...	77	17	17	17	14	16000	6.9	3	
36...	28	9	9	9	8	23000	6.8	1	
37...	34	11	11	11	8	14500	5.3	3	
38...	123	40	39	39	...	1	1	31	19500	5.5	9	109	4.7	...	
39...	110	35	34	33	1	1	1	31	22000	6.1	1	2	
40...	126	33	33	33	32	19800	5.4	1	2	
41...	135	42	42	42	41	17000	5.3	1	
42...	147	42	42	42	39	16500	4.9	3	3	
43...	140	44	44	44	35	15000	4.9	7	97	4.4	3	
44...	37	11	11	11	10	16000	5.4	1	1	
45...	34	10	10	10	9	16500	5.2	1	
46...	123	36	34	34	...	2	2	33	16500	5.2	3	2	
47...	53	18	18	18	18	19500	5.2	1	
48...	32	11	11	11	9	17000	5.7	2	1	
49...	112	29	29	29	25	14500	5.9	4	2	
50...	46	11	11	10	1	9	14000	6.7	1	2	
51...	26	9	8	8	...	1	1	6	14500	5.5	2	1	
52...	25	8	8	8	6	13500	6.3	2	1	
53...	66	24	24	23	1	13	11500	5.4	11	76	3.8	...	
54...	54	23	22	22	...	1	...	1	12	13000	5.7	9	77	3.7	1	
55...	78	30	28	28	...	2	...	2	12	15500	5.5	17	87	4.4	2	
56...	93	34	34	32	2	20	14500	5.9	13	76	3.5	1	
57...	87	27	27	26	1	17	12000	5.6	10	74	4.2	3	
58...	25	11	11	11	2	8	84	3.8	1	
60...	66	21	21	20	1	10	15000	5.4	11	76	4.7	1	
61...	94	30	27	27	...	3	3	16	13000	6.7	13	86	4.3	...	
63...	44	18	18	17	...	8	6	19500	6.5	10	73	2.1	4	
64...	110	39	38	37	1	1	16	11500	5.8	22	77	4.9	1	
65...	65	20	20	18	2	10	12000	6.7	10	77	4.1	2	
66...	28	15	15	15	5	...	6.4	10	65	3.7	...	
67...	*193	63	48	41	7	14	6	8	...	1	12	13000	6.3	45	76	4.0	7	
68...	98	34	34	23	11	9	11500	5.3	22	109	3.7	6	
69...	**141	33	33	29	4	22	14500	6.2	11	77	4.1	3	
70...	110	34	33	30	3	1	1	18	11000	6.0	15	63	4.3	3	
71...	47	14	14	14	7	9500	5.1	7	66	4.4	1	
72...	38	8	7	7	...	1	1	7	11000	5.9	1	3	
73...	56	15	14	13	1	1	1	14	11000	5.6	1	2	
74...	85	33	32	29	3	1	1	20	14500	6.0	13	73	3.6	1	
75...	68	24	24	24	17	14500	5.8	7	80	4.7	2	
76...	102	32	32	32	19	15000	5.9	13	79	4.3	1	
77...	68	23	23	23	16	18000	5.9	6	72	3.8	...	
78...	53	17	17	17	12	18500	5.8	3	1	
79...	54	20	20	20	17	15000	5.8	3	1	
80...	76	17	17	17	17	17500	5.4	3	
81...	39	12	12	11	1	11	15000	5.1	1	
82...	18	7	7	7	7	13500	4.4	
83...	56	18	16	16	...	2	2	14	17500	4.7	3	1	
84...	43	17	16	16	...	1	1	16	16500	4.7	1	
85...	62	19	18	18	...	1	1	18	16000	4.8	1	2	
86...	42	14	13	13	...	1	1	12	17500	4.8	1	
87...	61	16	16	16	15	16500	4.6	1	2	
88...	52	11	9	9	...	2	2	11	15000	5.0	4	
89...	37	11	10	10	1	9	18500	5.0	1	
90...	28	8	8	8	6	33000	5.5	1	2	
JT-14...	*3538	1293	927	822	105	323	236	79	8	43	490	11000	5.6	688	72	3.9	17	98
1...	11	3
2...	75	37	18	5	13	19	9	10	8	...	5.3	22	50	2.6	...	5
3...	33	22	22	15	7	3	16	62	3.6
4...	22	12	12	8	4	3	9	40	3.2
5...	172	56	51	42	9	5	1	4	25	11500	5.2	27	58	4.1	...	3
6...	81	27	25	24	1	2	2	10	11000	5.0	16	63	4.4	...	1
7...	**43	12	12	9	3	6	8500	5.2	6	54	4.2
8...	11	4
9...	83	30	14	2	14	8	6	2	16	8000	4.8	11	40	3.7	...	2
11...	30	11	2	1	8	5	...	3	...	1	9	7000	5.1	2

Table 2.—CHARACTERISTICS OF HOUSING UNITS, BY BLOCKS: 1960—Con.

["Total population" contains no persons in group quarters unless preceded by asterisk: one asterisk (*) denotes less than 10 percent; two asterisks (**), 10 percent or more]

Blocks within census tracts	Total population	All housing units by condition and plumbing										Occupied housing units								
		Sound					Deteriorating					Dilapidated	Owner occupied			Renter occupied			Occupied by non-white	1.01 or more persons per room
		Total	With all plumbing facilities	Lacking some or all facilities	Total	With all plumbing facilities	Lacking some or all facilities		Total	Average value (dollars)	Average number of rooms		Total	Average contract rent (dollars)	Average number of rooms					
							With flush toilet	No flush toilet												
13...	36	12	11	10	1	1	1	8	9500	4.6	4	1	
14...	56	23	16	13	3	7	5	2	8	13500	5.5	13	63	4.2	3	
15...	50	16	5	5	...	11	11	10	4000	5.6	3	2	
16...	116	36	33	30	3	3	3	31	11500	5.9	3	1	
17...	143	51	51	50	1	24	12500	5.5	26	67	4.4	5	
18...	74	26	26	23	3	13	12500	5.7	10	62	3.7	1	
19...	83	29	29	29	19	13000	6.1	9	53	4.4	5	
20...	40	11	10	10	...	1	1	3	8	77	4.5	5	
21...	46	14	12	12	...	2	7	7000	5.1	7	36	5.6	
22...	18	8	7	5	2	5	9500	6.0	1	
23...	9	4	4	
24...	92	36	27	17	10	9	1	8	10	8000	5.0	19	47	4.1	3	
25...	82	30	30	28	2	11	...	6.4	16	71	5.3	1	
26...	59	25	25	21	4	12	9000	5.4	11	74	3.7	1	
27...	40	15	15	9	6	8	13500	6.5	7	58	1.9	3	
28...	95	33	31	28	3	2	2	14	...	5.3	17	68	4.6	
29...	73	23	21	21	...	2	...	2	13	13500	6.5	9	68	4.1	
30...	*110	35	33	31	2	15	12000	6.3	18	46	4.2	
31...	62	20	9	4	5	2	2	6	...	5.3	12	51	4.1	3	
32...	34	12	12	6	6	7	...	5.4	5	33	3.6	
33...	42	11	7	5	3	...	2	5	...	4.8	6	34	4.2	3	
34...	24	13	1	1	...	11	8	4	9	59	4.8	1	
35...	**123	32	5	4	1	19	12	6	...	1	9	...	5.1	17	53	3.9	2	
36...	**114	13	13	7	6	4	9	36	4.7	2	
37...	**61	22	13	13	...	9	7	2	6	...	5.8	14	68	4.1	2	
38...	68	24	1	1	...	20	13	7	7	...	6.1	14	54	3.1	5	
39...	*202	84	44	43	1	40	30	10	30	11500	5.8	38	71	4.6	12	
40...	256	143	117	113	4	26	24	2	22	11000	5.0	100	104	2.5	2	
41...	94	36	33	33	...	3	3	1	11	14000	5.8	25	118	4.4	2	
42...	62	26	12	12	...	14	14	3	17	126	3.9	
43...	*147	57	45	44	1	12	12	21	13000	5.1	34	73	4.1	2	
44...	48	23	23	23	7	...	5.6	14	125	3.7	1	
45...	55	23	18	16	2	5	5	1	21	71	5.0	3	
46...	82	28	17	17	...	11	11	15	12500	5.9	12	66	4.6	
47...	**68	18	6	6	...	12	5	5	6	15500	6.3	9	54	3.1	9	
48...	*134	44	9	9	...	24	20	4	13	10000	6.1	30	53	3.2	...	14	...	
49...	14	2	
51...	10	3	1	
52...	48	16	12	12	...	4	4	9	12000	6.7	7	58	4.6	
53...	7	2	
JT-15...	*5348	2443	1479	1078	401	863	409	432	22	101	447	12000	5.8	1725	61	3.1	371	204	...	
1...	61	22	21	19	2	1	...	1	5	...	6.2	6	60	5.0	3	...	2	
2...	84	29	26	23	3	3	2	1	8	11500	6.5	21	66	3.6	18	5	...	
3...	116	30	6	5	1	17	11	6	8	6500	5.0	22	49	3.5	22	11	...	
4...	37	17	8	8	...	7	4	3	8	7500	5.3	4	6	...		
5...	53	14	6	3	3	6	...	5	3	9	35	4.6	4	3	...	
7...	7	4	1	
8...	12	6	6	5	1	1	
10...	12	3	
11...	3	1	
12...	31	15	13	11	2	2	1	1	5	...	6.2	6	60	5.0	3	...	2	
13...	42	18	6	5	1	6	4	1	4	13	44	4.2	
14...	**22	9	2	1	1	2	2	1	4	
16...	7	6	2	2	7	...	5.1	15	56	4.1	2	4	...	
19...	17	25	15	15	...	8	5	3	2	4	
20...	158	65	60	50	10	5	5	19	11000	5.7	42	64	3.2	1	4	...	
21...	132	48	45	38	7	3	3	18	14000	6.7	28	62	4.0	3	
22...	183	82	22	19	3	57	26	31	3	...	5.2	70	74	3.1	12	
23...	99	56	31	31	...	24	24	5	...	6.1	37	64	3.1	1	
24...	*133	37	13	13	...	24	24	16	11000	5.4	20	69	4.0	1	4	...	
25...	99	49	8	8	...	41	27	13	1	...	14	11500	4.9	30	63	3.0	2	
26...	**46	13	13	12	1	4	8	64	4.6	1	
27...	72	22	14	14	...	8	7	9	10000	6.4	13	57	3.9	
28...	3	
30...	44	51	3	33	43	1.3	2	
32...	11	3	
33...	17	7	7	62	4.1	
34...	*76	70	65	...	65	5	1	4	5	...	5.8	69	53	1.1	2	
35...	32	9	8	8	...	1	1	5	4	3	
36...	34	6	1	1	...	5	...	1	...	4	4	
37...	14	2	
38...	**155	57	40	40	...	17	4	12	8	...	4.5	45	72	3.4	12	
39...	20	8	4	4	...	4	4	3	4	1	
40...	43	22	13	12	1	8	6	1	16	42	3.6	2	
41...	3	1	
42...	14	10	10	10	
43...	3	2	
44...	5	4	
46...	32	57	57	6	51	32	57	1.0	
47...	23	22	22	21	1	20	71	1.9	
48...	36	32	9	9	...	23	...	23	1	22	57	2.5	
50...	5	2	
51...	31	14	3	3	...	11	9	2	3	9	59	3.3	1	
52...	*166	82	17	17	...	65	42	23	4	66	61	3.2	9	
53...	61	30	11	11	...	14	10	4	5	23	62	4.1	4	
56...	93	35	11	11	...	24	22	2	16	13000	6.3	15	78	4.5	

City Block Characteristics

Table 2.—CHARACTERISTICS OF HOUSING UNITS, BY BLOCKS: 1960—Con.

["Total population" contains no persons in group quarters unless preceded by asterisk: one asterisk (*) denotes less than 10 percent; two asterisks (**), 10 percent or more]

Blocks within census tracts	Total population	All housing units by condition and plumbing									Occupied housing units						
		Sound			Deteriorating			Dilapidated	Owner occupied			Renter occupied			Occupied by non-white	1.01 or more persons per room	
		Total	With all plumbing facilities	Lacking some or all facilities	Total	With all plumbing facilities	Lacking some or all facilities		Total	Average value (dollars)	Average number of rooms	Total	Average contract (dollars)	Average number of rooms			
							With flush toilet										No flush toilet
57...	80	32	3	3	...	29	17	12	32	65	3.6	...	5
58...	1	1
60...	33	39	3	3	...	36	1	35	27	47	1.6
61...	18	35	26	2	24	9	...	9	17	48	1.2	3	1
62...	**62	32	18	2	16	14	6	8	5	5.2	18	45	1.7	...
63...	63	71	71	1	70	53	42	1.1	2
64...	5	3
66...	**72	32	31	10	21	1	1	32	80	1.5	...
69...	80	58	58	18	40	2	...	35	60	2.6	2
71...	56	20	3	3	...	17	17	1	...	19	66	4.7	1
73...	27	20	16	1	15	4	4	3	...	16	50	1.7	...
74...	93	56	48	43	5	8	7	1	6	...	49	56	3.0	3
75...	170	82	52	45	7	18	3	12	3	12	15	9500	5.9	59	59	3.2	29
77...	48	20	13	7	7	7	1	6	4	...	14	34	4.2	6
78...	27	18	18	4	14	18	37	2.0	...
79...	5	3
80...	18	6	4	2	2	3	2
85...	**56	19	12	12	...	5	2	2	2	4	12	46	4.5	16
86...	47	12	10	10	...	2	2	3	...	8	59	4.6	10
87...	99	50	41	26	15	3	2	1	6	...	43	52	2.3	46
88...	69	36	25	8	17	10	3	3	4	1	5	...	7.2	27	48	2.1	29
90...	192	61	31	28	3	17	4	13	...	13	15	12000	5.7	41	62	3.9	17
91...	229	105	86	81	5	10	8	12	...	9	16	13000	5.8	81	74	3.6	3
92...	110	58	57	46	11	1	14	14000	6.5	41	62	3.3	...
93...	169	91	73	37	36	15	14	1	...	3	15	14500	5.6	73	68	2.3	5
94...	59	17	17	13	4	11	13000	6.4	6	57	4.8	10
95...	56	22	17	7	10	3	2	5	9000	4.4	16	49	3.4	19
96...	87	33	17	9	8	12	4	5	3	4	8	8000	5.3	21	44	3.6	26
97...	14	4
99...	101	25	9	8	1	16	3	9	4	...	13	9000	5.3	12	52	3.3	22
100...	52	15	10	9	1	5	5	4	6	...	5.0	9	57	4.9	13
101...	94	26	15	12	3	5	3	1	...	6	9	10000	6.7	14	41	3.6	16
102...	65	21	18	18	...	6	2	1	9	12500	5.8	11	72	4.6	19
103...	27	12	5	5	...	6	3	2	1	1	6	5500	6.0	5	58	3.0	9
104...	8	1
105...	13	5	5	5	4	1
106...	116	50	48	33	15	9	18500	5.3	37	75	2.9	3
107...	47	18	14	14	4	4	4	3	14	134	3.1	3
108...	122	49	45	43	2	4	4	9	16500	5.6	40	68	4.0	3
109...	*117	46	43	39	4	3	2	1	13	14000	5.8	29	95	4.2	1
110...	**130	40	38	38	...	2	2	13	14500	6.5	24	71	3.8	1
JT-16...	*3009	1003	741	704	37	168	148	20	...	94	529	10500	5.8	426	68	4.2	54
2...	50	11	11	11	9	14000	5.0	2	3
4...	*255	81	57	51	6	16	10	6	...	8	54	8000	5.5	24	55	4.3	6
5...	154	46	39	39	...	7	7	32	12000	5.6	12	59	4.6	3
6...	48	15	15	14	1	12	11500	5.8	3
7...	131	41	33	31	2	25	11000	5.9	16	54	4.1	3
8...	104	31	28	27	1	2	2	22	9500	5.4	9	147	4.3	2
9...	35	12	10	10	...	2	2	7	8000	5.1	5	59	4.8	...
10...	59	21	19	17	2	1	1	14	9000	5.2	7	59	4.3	...
11...	76	28	18	18	...	10	9	1	10	...	5.0	16	68	5.1	1
12...	61	23	22	22	...	1	1	13	11000	5.4	9	62	4.7	1
13...	94	32	25	25	...	7	6	1	17	10500	6.3	12	65	4.6	...
14...	141	46	15	15	...	12	11	1	...	19	16	11500	5.8	28	56	4.1	4
15...	119	45	28	28	...	9	9	7	...	6.7	35	67	4.5	1
16...	90	34	22	22	...	12	10	2	21	11000	5.4	13	66	3.8	2
17...	86	32	20	20	...	10	10	17	9500	5.0	15	66	3.9	1
18...	40	20	23	23	...	1	1	20	9500	5.1	17	62	4.1	2
19...	137	46	38	37	1	8	7	1	22	10000	5.8	21	69	4.4	3
20...	162	52	42	40	2	10	10	19	12000	6.3	33	75	4.5	3
21...	76	17	17	17	10	11000	6.8	6	64	3.8	2
22...	159	52	50	48	2	2	2	28	9500	6.5	21	73	4.1	3
23...	**69	25	11	11	...	6	6	13	11500	6.9	7	69	5.4	2
24...	104	43	22	21	1	10	9	1	19	11500	5.3	23	66	3.5	1
25...	144	51	31	30	1	15	11	5	12000	6.1	27	98	3.7	4
26...	69	27	12	12	...	12	10	2	3	...	5.6	14	78	4.6	...
27...	63	25	18	18	...	3	3	12	16500	6.3	11	63	4.8	2
28...	**264	65	54	52	2	11	10	1	34	12000	6.2	27	60	3.8	2
29...	33	12	12	12	...	7	7	11500	6.6	4
30...	15	15	15	15	...	3	10	11000	6.3	3
31...	56	15	15	14	1	11	8000	5.7	4	1
32...	48	20	19	14	5	1	1	16	10500	6.3	2
JT-17...	**330	91	83	82	1	8	8	55	13000	5.4	32	69	4.7	4
1...	6	2
2...	64	19	19	19	14	13000	5.2	5	73	5.2	2
3...	**97	15	15	15	7	12000	6.0	7	62	4.3	1
4...	18	7	6	6	...	1	1	6	13500	5.8	1
5...	**7	1
6...	40	10	10	10	7	15000	4.7	3	1
7...	85	26	21	20	1	5	5	17	12000	5.5	8	77	5.0	3
10...	13	11	9	9	...	2	2	1	8	56	4.0	...

Table 2.—CHARACTERISTICS OF HOUSING UNITS, BY BLOCKS: 1960—Con.

(“Total population” contains no persons in group quarters unless preceded by asterisk; one asterisk (*) denotes less than 10 percent; two asterisks (**), 10 percent or more)

Blocks within census tracts	Total population	All housing units by condition and plumbing									Occupied housing units								
		Sound						Deteriorating			Dilapidated	Owner occupied			Renter occupied			Occupied by non-white	1.01 or more persons per room
		Total	With all plumbing facilities	Lacking some or all facilities	Total	With all plumbing facilities	Lacking some or all facilities		Total	Average value (dollars)		Average number of rooms	Total	Average contract rent (dollars)	Average number of rooms				
							With flush toilet	No flush toilet											
JT-18...	517	188	166	150	16	19	10	3	6	3	113	8500	5.3	67	60	3.6	...	15	
1...	37	12	12	12	10	9000	5.5	2	1	
2...	99	33	31	30	1	1	1	21	10000	5.7	10	60	3.0	...	1	
3...	25	11	8	8	...	1	1	10	7000	5.0	9	60	3.9	...	2	
4...	73	22	15	12	3	7	5	2	13	8000	5.0	13	52	4.2	...	6	
5...	114	40	39	30	9	1	1	24	8500	5.1	13	2	
6...	54	17	12	11	1	5	1	14	7500	5.1	2	1	
7...	24	9	7	6	1	2	1	7	9000	5.4	2	1	
8...	91	44	42	41	1	2	...	1	1	...	14	10000	5.4	28	66	3.1	...	2	
JT-19...	3638	1295	1069	1006	63	183	159	20	4	43	739	11500	5.5	503	68	3.9	7	90	
1...	72	29	24	23	1	5	5	21	10500	5.5	5	59	4.2	...	1	
2...	54	23	23	22	1	19	10500	4.9	3	1	
3...	60	26	26	25	1	20	11500	4.5	6	49	3.2	...	5	
4...	183	60	55	52	3	4	1	3	...	1	38	10500	5.4	22	62	3.9	...	6	
5...	136	47	44	40	4	3	3	29	10000	5.6	16	58	3.9	...	3	
6...	17	3	
7...	9	5	2	2	...	1	1	2	3	2	
8...	23	7	7	7	4	3	4	
9...	129	48	45	44	1	3	3	23	13500	6.0	24	62	4.4	
10...	87	25	17	15	2	8	6	2	16	10500	6.3	9	52	4.0	
11...	18	6	4	4	...	2	2	2	4	69	2.8	...	4	
12...	37	15	5	3	2	4	3	1	...	6	5	7000	5.8	9	51	3.3	...	4	
13...	121	40	31	29	2	4	1	2	1	5	32	8000	5.5	6	64	4.9	...	2	
14...	75	28	17	17	...	11	11	16	9000	5.6	8	64	4.9	...	3	
15...	57	14	4	4	...	10	8	1	1	...	10	7500	5.6	4	9	
16...	197	69	45	36	9	15	13	2	...	9	29	9000	5.5	38	74	3.6	...	7	
17...	225	90	66	62	4	10	9	1	...	14	36	11000	5.4	48	66	4.1	...	1	
18...	95	37	27	25	2	5	5	5	14	11500	5.6	23	68	4.0	...	7	
19...	42	17	13	11	2	4	4	6	...	6.2	9	62	2.8	...	2	
20...	124	61	59	49	10	2	1	1	24	11500	5.0	31	63	3.4	...	1	
21...	162	67	63	59	4	4	3	1	25	16000	5.6	38	77	3.9	...	3	
22...	96	33	31	28	3	2	2	19	10000	5.5	13	59	4.8	...	2	
23...	34	15	15	13	2	9	8000	5.8	6	67	3.0	
24...	50	17	14	14	...	3	3	12	12500	5.0	4	3	
25...	54	19	16	16	...	3	3	13	12500	6.1	6	76	3.5	...	1	
26...	17	16	16	16	...	1	1	11	13500	6.2	4	1	
27...	50	17	16	16	12	14000	5.9	6	70	5.0	...	1	
28...	62	18	17	17	...	1	1	13	15000	6.2	11	62	3.8	...	1	
29...	76	24	23	23	...	3	3	8	...	5.5	15	66	3.5	...	2	
30...	54	24	21	18	3	3	3	
31...	39	13	13	12	1	7	16000	7.0	6	82	4.3	
32...	108	43	35	34	1	8	8	10	...	5.4	32	66	3.6	...	3	
33...	29	12	12	12	9	14500	5.2	2	
34...	50	17	17	15	2	9	14000	5.3	7	71	3.6	...	2	
35...	58	17	17	17	12	14000	5.7	5	...	5.4	...	1	
36...	58	17	17	17	...	7	7	15	11000	5.1	3	1	
37...	59	21	14	14	...	5	5	11	11500	4.8	3	4	
38...	47	14	9	9	...	7	5	15	13500	5.3	3	2	
39...	60	18	11	11	...	7	7	4	6	90	5.2	...	1	
40...	40	10	10	10	4	1	
41...	14	6	6	6	
42...	55	18	14	14	...	4	2	2	12	17000	5.6	5	73	4.6	...	1	
43...	20	7	7	7	4	3	
44...	67	19	19	19	15	13000	5.5	4	1	
45...	40	11	11	11	11	11000	5.1	1	
46...	64	22	14	14	...	8	6	1	18	10500	4.9	4	1	
47...	86	31	28	28	...	3	2	1	13	13000	6.1	17	72	3.1	...	1	
48...	40	10	8	8	...	2	2	8	13000	6.9	2	1	
49...	89	29	15	15	...	14	14	17	12500	6.4	9	71	4.0	...	1	
50...	74	22	15	15	...	7	4	1	14	7500	5.3	6	81	4.8	...	4	
51...	77	31	26	25	1	5	4	23	12000	5.4	8	79	4.5	1	...	
52...	49	17	17	17	16	14500	5.6	1	1	
53...	10	4	
54...	25	8	8	8	8	13000	4.9	2	
55...	30	6	6	5	1	5	9000	6.2	1	
56...	9	5	5	5	4	1	
JT-20...	*4899	1556	936	867	69	486	394	80	12	134	774	11500	5.7	705	64	4.0	300	188	
1...	90	26	19	19	...	7	6	1	15	10000	5.3	10	74	5.2	...	5	
2...	81	24	22	22	...	2	2	11	10500	5.1	12	122	4.5	...	2	
3...	82	27	16	16	...	11	2	9	10	11500	6.0	14	82	2.6	...	8	
4...	76	33	31	29	2	2	2	10	...	5.4	21	61	3.6	
5...	94	37	30	25	5	7	13	16000	6.5	20	139	3.2	...	5	
6...	125	50	35	33	2	15	11	4	19	14500	6.4	30	83	2.9	...	5	
7...	81	35	35	28	7	14	13500	6.6	16	99	3.2	...	1	
8...	85	36	4	4	...	21	18	3	20	12500	6.1	13	142	3.3	...	1	
9...	79	36	19	16	3	11	10500	5.6	23	73	3.3	...	2	
10...	63	21	13	13	8	10000	5.8	6	65	5.2	1	1	
11...	22	7	3	3	4	5	60	5.8	1	...	
12...	182	53	5	4	1	36	31	5	...	12	31	10000	5.6	20	49	4.2	18	8	
13...	*176	58	47	39	8	10	4	5	1	1	25	9000	5.5	32	54	4.0	36	7	
14...	173	50	3																

City Block Characteristics

Table 2.—CHARACTERISTICS OF HOUSING UNITS, BY BLOCKS: 1960—Con.

["Total population" contains no persons in group quarters unless preceded by asterisk; one asterisk (*) denotes less than 10 percent; two asterisks (**), 10 percent or more]

Blocks within census tracts	Total population	All housing units by condition and plumbing									Occupied housing units							
		Total	Sound			Deteriorating			Dilapidated	Owner occupied			Renter occupied			101 or more persons per room		
			Total	With all plumbing facilities	Lacking some or all facilities	Total	With all plumbing facilities	Lacking some or all facilities		Total	Average value (dollars)	Average number of rooms	Total	Average contract rent (dollars)	Average number of rooms		Occupied by non-white	
23...	64	24	16	11	5	4	4	4	15	8500	5.2	9	36	4.2	7	...
24...	64	22	21	20	1	1	...	1	12	11000	5.0	9	58	4.1
25...	59	22	11	11	...	10	2	5	3	1	13	10000	5.5	9	55	3.0	11	...
26...	44	15	7	7	...	5	5	3	8	12500	5.9	5	61	4.2
27...	43	14	8	8	...	6	5	1	4	9	65	5.0
28...	69	21	15	13	2	6	4	2	9	13000	5.7	12	58	4.3
29...	20	6	5	5	...	1	1	6	12500	6.2
30...	52	25	6	5	1	13	12	1	5	...	5.6	12	84	3.3	1	...
31...	89	28	20	20	15	12500	7.0	13	60	4.3
32...	**112	35	3	3	...	29	29	17	13500	7.3	16	77	4.2
33...	211	61	60	60	...	1	1	31	14000	6.0	26	68	4.5
35...	**47	14	4	4	...	7	7	3	9	15500	5.8	4
36...	53	19	1	1	...	15	11	4	...	3	11	16000	5.8	7	66	4.6
37...	75	24	4	4	...	20	18	2	14	11500	5.6	10	63	4.4
38...	100	35	18	17	1	15	14	1	...	2	19	13500	5.4	16	57	4.3
39...	168	61	51	49	2	8	7	1	...	2	31	12500	5.3	27	59	3.6
40...	64	29	14	14	...	11	8	3	...	4	9	13000	5.7	17	54	3.5
41...	44	14	14	13	1	8	10000	5.8	5	52	4.8
42...	39	13	12	11	1	1	7	11000	6.3	6	49	4.0	2	...
43...	33	12	10	10	...	2	2	10	11000	5.4	1	...
44...	27	7	5	2	3	2	2	2	5	...	3.2	3	...
46...	27	8	8	8	7	12000	5.1	1	2	...
47...	19	8	7	7	...	1	1	8	13000	5.1
49...	24	9	6	5	1	3	2	1	7	11500	5.4	1	7	...
50...	39	14	9	9	...	5	5	11	10000	5.3	1	4	...
51...	66	22	18	18	...	4	3	...	1	...	18	11500	5.4	2	6	...
52...	94	27	24	23	1	3	1	2	17	12000	4.9	9	47	4.8
53...	41	15	9	9	...	5	5	1	10	11500	5.6	3
54...	39	14	8	8	...	5	5	1	8	12500	5.8	5	52	4.4
55...	42	13	11	11	...	1	...	1	...	1	6	...	6.2	7	51	4.6
56...	65	27	12	12	...	10	10	5	13	13500	5.9	13	57	4.1
57...	105	33	5	5	...	23	23	5	17	11000	5.8	13	69	4.1
58...	140	42	1	1	...	28	26	2	...	13	24	11000	6.0	18	63	3.8
59...	*119	35	23	23	...	7	4	3	...	5	24	15000	5.3	11	51	4.0
60...	77	24	19	15	4	5	3	1	...	1	16	12500	5.9	8	...	4.5	6	...
61...	102	27	25	25	...	2	2	20	12000	5.8	6	...	4.0	8	...
62...	148	44	21	19	2	23	19	1	3	...	32	10000	5.7	11	49	4.7	23	...
63...	4	1
64...	44	11	1	1	...	9	6	3	...	1	10	8500	5.8	1	10	...
65...	49	17	9	9	...	5	4	1	...	3	9	12500	5.1	8	46	4.3
JT-21...	*7482	2247	2061	2003	58	144	117	23	4	42	1710	15000	5.2	487	72	4.5	18	...
1...	4	3
2...	14	4
3...	*50	11	7	7	4	8	10500	4.6	3	4	...
4...	46	10	10	10	...	2	2	2	5	14000	6.0	8	57	5.3
5...	57	15	14	14	...	1	1	8	15000	5.6	7	78	4.4
6...	39	11	9	9	...	1	1	1	8	12500	6.6	3
7...	137	46	42	40	2	4	3	1	25	12000	5.3	19	70	4.5
8...	254	80	66	65	1	12	12	2	39	14000	6.0	37	76	4.4
9...	101	30	22	22	...	8	6	2	21	13500	5.9	8	72	5.1
10...	106	36	35	35	...	1	1	25	13500	5.4	11	68	4.7
11...	*223	70	66	66	...	4	4	36	15500	6.4	34	77	5.0
12...	144	44	39	38	1	4	4	1	33	14000	5.9	9	74	4.3
13...	61	23	23	21	2	20	24000	5.3	1
14...	72	20	20	20	14	23000	5.5	6	117	5.5
15...	61	18	18	18	17	20000	5.4	1
16...	88	27	27	26	1	22	19500	5.3	4
17...	137	42	41	39	2	1	1	41	18000	4.8
18...	172	51	51	51	49	14000	4.7	2
19...	157	48	48	48	46	15000	4.6	1
20...	169	44	44	44	42	15500	4.7	2
21...	185	46	46	45	1	45	19000	5.0
22...	192	47	47	47	45	17500	5.1
23...	202	51	51	51	51	15500	4.7
24...	167	46	46	46	42	16500	4.8	4
25...	78	22	22	22	22	22000	5.5
26...	68	22	22	22	21	25000	5.2	1
27...	50	12	12	12	12	23000	5.7
28...	69	18	18	18	18	24000	5.3
29...	91	30	30	30	18	12500	6.0	12	76	4.3
30...	125	39	35	34	1	4	4	25	13000	5.7	13	62	4.2
31...	169	57	48	47	1	9	8	1	36	12000	5.9	18	78	4.7
32...	61	15	11	11	...	4	3	1	8	12500	5.3	7	73	4.4
33...	51	16	8	8	...	7	7	1	10	10500	5.5	6	65	4.2
35...	8	1
38...	31	4	3	3	1	1	1	7	10000	6.3	2
39...	10	3
40...	89	30	25	25	...	5	3	2	23	11500	5.7	7	45	4.3	1	...
41...	91	31	28	28	...	3	1	2	20	12000	5.1	9	58	4.1	3	...
42...	85	32	32	32	17	12500	5.1	14	54	3.9
43...	83	28	26	26	2	19	16500	5.7	9	66	4.3
44...	126	41	40	39	1	1	1	14	14500	6.0	25	75	4.7
45...	100	30	30	30	21	12500	5.7	9	84	5.0
46...	108	31	31	30	1	22	14500	5.8	8	76	4.4
47...	130	34	34	33	1	26	13000	4.8	8	76	5.0
48...	*120	38	37	36	1	1	1	36	11000	5.1	2

City Block Characteristics

Table 2.—CHARACTERISTICS OF HOUSING UNITS, BY BLOCKS: 1960—Con.

["Total population" contains no persons in group quarters unless preceded by asterisk: one asterisk (*) denotes less than 10 percent; two asterisks (**), 10 percent or more]

Blocks within census tracts	Total population	All housing units by condition and plumbing								Occupied housing units								
		Total	Sound			Deteriorating			Dilapidated	Owner occupied			Renter occupied			Occupied by non-white	1.01 or more persons per room	
			Total	With all plumbing facilities	Lacking some or all facilities	Total	With all plumbing facilities	Lacking some or all facilities		Total	Average value (dollars)	Average number of rooms	Total	Average contract rent (dollars)	Average number of rooms			
								With flush toilet										No flush toilet
42...	152	32	32	32	21	12500	5.0	10	101	5.2	...	10	
43...	118	24	24	24	13	12000	4.9	11	101	4.9	...	9	
44...	212	45	45	45	33	12000	5.0	9	103	5.1	...	14	
45...	160	38	38	38	31	12000	5.0	7	92	4.3	...	9	
46...	131	31	31	31	25	15000	5.1	3	6	
47...	163	36	36	36	34	17500	5.4	1	9	
48...	108	22	22	22	21	17500	5.4	1	9	
53...	171	41	41	41	31	16000	5.2	8	119	5.0	...	7	
54...	85	25	25	25	19	21000	5.4	7	
55...	114	31	31	31	27	20000	5.3	1	5	
56...	106	29	29	29	16	12500	4.8	12	97	4.3	...	3	
57...	167	37	37	37	31	12000	4.9	4	12	
58...	186	45	44	44	...	1	1	35	12500	4.8	10	102	4.8	...	10	
59...	103	26	26	26	23	12500	4.8	3	3	
60...	86	25	21	19	2	4	3	1	...	21	13500	4.6	3	5	
61...	77	22	22	22	19	14000	5.0	2	1	
62...	33	9	6	6	6	14000	4.8	1	3	
63...	7	2	1	
64...	6	1	
65...	14	3	
69...	65	20	20	20	18	14500	4.9	2	2	
70...	91	26	26	26	18	13500	5.1	8	69	4.3	...	4	
71...	18	5	4	4	5	13000	6.2	
72...	38	10	10	10	...	1	1	8	15000	5.0	2	1	
73...	1	1	
75...	2	1	
76...	48	19	19	19	
77...	82	27	27	27	13	11000	4.8	5	60	5.0	...	2	
78...	64	22	22	22	19	14000	5.2	6	74	4.0	...	3	
82...	40	10	10	10	14	12500	4.9	7	62	4.1	
83...	99	23	23	23	10	15500	5.0	
84...	66	19	19	19	23	15000	5.0	5	
85...	143	34	34	34	19	15000	5.0	
86...	151	38	38	38	33	15500	5.0	1	7	
87...	105	25	25	25	38	15500	5.0	5	
88...	102	25	25	25	24	15500	5.0	1	4	
89...	3	1	24	15000	5.0	1	3	
91...	25	6	6	6	
92...	14	4	6	19500	5.2	1	
93...	2	2	
WC-2...	**297	43	43	42	1	23	15500	5.0	6	70	4.5	...	6	
2...	**199	7	7	6	1	6	70	4.5	...	1	
3...	98	36	36	36	23	15500	5.0	5	

U.S. CENSUS OF HOUSING: 1960

Series HC(3)-141

CITY BLOCKS

Moline, Ill.

Prepared under the supervision of
WAYNE F. DAUGHERTY, Chief
Housing Division




U.S. DEPARTMENT OF COMMERCE

Luther H. Hodges, Secretary

BUREAU OF THE CENSUS

Richard M. Scammon, Director (From May 1, 1961)
Robert W. Burgess, Director (To March 3, 1961)





BUREAU OF THE CENSUS

RICHARD M. SCAMMON, *Director* (From May 1, 1961)

ROBERT W. BURGESS, *Director* (To March 3, 1961)

A. ROSS ECKLER, *Deputy Director*
HOWARD C. GRIEVES, *Assistant Director*
CONRAD TAEUBER, *Assistant Director*
MORRIS H. HANSEN, *Assistant Director for Statistical Standards*
CHARLES B. LAWRENCE, JR., *Assistant Director for Operations*
WALTER L. KEHRES, *Assistant Director for Administration*
CALVERT L. DEDRICK, *Chief, International Statistical Programs Office*
A. W. VON STRÜVE, *Acting Public Information Officer*

Housing Division—

WAYNE F. DAUGHERTY, *Chief*
DANIEL B. RATHBUN, *Assistant Chief*
BEULAH WASHBAUGH, *Special Assistant*
MILTON D. LIEBERMAN, *Chief, Coordination and Research*

Decennial Operations Division—GLEN S. TAYLOR, *Chief*
Electronic Systems Division—ROBERT F. DRURY, *Chief*
Field Division—JEFFERSON D. MCPIKE, *Chief*
Geography Division—WILLIAM T. FAY, *Chief*
Population Division—HOWARD G. BRUNSMAN, *Chief*
Statistical Methods Division—JOSEPH STEINBERG, *Chief*

Library of Congress Card Number: A61-9347

SUGGESTED CITATION

U.S. Bureau of the Census. *U.S. Census of Housing: 1960. Vol. III, City Blocks.*
Series HC(3), No. 141.
U.S. Government Printing Office, Washington, D.C., 1961.

For sale by the Superintendent of Documents, U.S. Government Printing Office, Washington 25, D.C.
or any of the Field Offices of the Department of Commerce — Price 25 cents.

City Block Characteristics

Table 2.—CHARACTERISTICS OF HOUSING UNITS, BY BLOCKS: 1960—Con.

["Total population" contains no persons in group quarters unless preceded by asterisk; one asterisk (*) denotes less than 10 percent; two asterisks (**), 10 percent or more]

Blocks within census tracts	Total population	All housing units by condition and plumbing									Occupied housing units							
		Total	Sound			Deteriorating			Dilapidated	Owner occupied			Renter occupied					
			Total	With all plumbing facilities	Lacking some or all facilities	Total	With all plumbing facilities	Lacking some or all facilities		Total	Average value (dollars)	Average number of rooms	Total	Average contract rent (dollars)	Average number of rooms	Occupied by non-white	1.01 or more persons per room	
12...	76	27	24	18	6	2	2	...	1	13	7000	5.5	13	39	4.2	...	3	
13...	54	16	13	5	8	3	...	3	...	4	12	42	4.4	...	1	
14...	14	4	
15...	29	5	4	4	...	1	1	2	3	2	...	
16...	6	4	
21...	*6	1	
23...	22	8	8	6	2	8	50	5.0	1	1	
25...	26	8	4	2	2	4	1	5	...	5.6	...	1	
26...	1	1	
27...	34	8	8	8	2	6	53	4.8	2	2	
29...	47	21	20	19	1	1	1	20	64	3.0	...	1	
30...	**23	4	
31...	24	10	2	2	...	2	2	...	6	10	48	3.9	7	1	
33...	7	1	
34...	15	5	5	4	1	5	52	3.4	...	1	
35...	52	23	17	17	...	2	2	...	4	5	...	5.2	18	61	2.7	...	2	
36...	**103	30	12	8	4	11	2	9	7	10	8000	6.5	19	54	2.8	...	5	
37...	57	18	4	3	1	8	5	3	6	3	15	59	3.9	...	3	
38...	**34	12	2	2	...	9	3	6	1	3	9	53	3.3	...	3	
39...	55	14	5	4	1	1	1	...	8	6	...	5.0	8	60	5.1	4	3	
40...	84	25	11	11	...	11	9	2	3	9	6500	5.2	15	53	3.2	2	4	
41...	140	47	7	6	1	26	18	8	14	22	7000	5.3	23	44	4.2	...	6	
42...	97	29	13	11	2	14	3	11	2	16	10000	5.8	13	47	4.4	1	4	
43...	**93	23	10	10	...	10	4	5	1	12	7500	5.6	11	48	3.9	...	4	
44...	*221	73	41	32	9	28	12	16	4	27	7000	5.1	44	51	3.5	...	11	
45...	139	49	11	11	...	35	23	12	3	13	9500	5.8	33	55	4.0	...	5	
46...	39	18	7	7	...	7	4	3	4	10	8000	6.0	6	57	3.7	
47...	84	24	1	...	1	16	14	2	7	9	7000	6.2	14	43	3.6	...	7	
48...	109	41	3	2	1	20	12	8	18	13	7500	5.3	23	56	3.0	...	8	
49...	70	33	14	9	5	15	5	10	4	10	8500	6.2	23	43	3.0	
50...	**99	33	11	6	5	20	9	11	2	5	...	4.6	28	42	3.5	...	2	
51...	90	27	2	2	...	10	10	...	15	4	22	57	4.5	
52...	102	46	17	12	5	14	7	7	15	11	9500	5.4	33	47	3.0	...	4	
53...	*71	34	14	10	4	12	7	5	8	12	6500	5.5	22	49	2.9	...	2	
54...	**36	3	
55...	*103	42	12	12	...	17	16	1	13	7	...	6.7	33	53	3.3	...	3	
56...	49	24	24	24	23	54	4.2	...	1	
57...	*38	16	16	9	7	12	53	4.3	...	1	
58...	**44	19	17	8	9	2	...	2	...	1	17	50	3.3	
59...	29	20	20	8	12	20	46	2.1	...	1	
61...	43	43	43	43	26	155	3.2	...	1	
63...	5	4	
64...	99	39	11	9	2	20	14	6	8	9	10000	5.3	30	51	3.8	...	3	
65...	11	4	
66...	89	38	7	1	6	27	16	11	4	5	...	4.8	32	56	3.2	...	5	
67...	83	33	8	6	2	22	18	4	3	12	8500	5.7	20	54	3.6	...	2	
68...	75	25	8	8	...	15	10	5	2	13	7500	5.3	12	43	4.8	
69...	50	19	3	3	...	14	12	2	2	9	9000	5.3	9	55	3.9	...	3	
71...	69	21	10	8	2	8	8	...	2	12	10500	5.8	9	59	4.4	...	1	
72...	60	25	10	9	1	14	12	2	1	11	10000	5.9	14	61	3.9	...	1	
73...	*112	43	7	5	2	36	30	6	...	17	9500	5.2	25	65	3.7	...	1	
74...	83	34	20	15	5	14	13	1	...	11	11500	5.4	23	56	3.8	
75...	24	13	8	5	3	5	1	4	...	3	10	58	2.3	...	1	
76...	18	8	3	3	...	5	1	4	...	3	4	
77...	95	54	37	26	11	13	13	...	4	5	...	5.8	46	53	3.1	...	2	
78...	**53	18	15	14	1	3	3	4	13	137	4.7	...	1	
79...	2	1	
80...	61	59	1	57	2	55	...	1	59	46	1.1	1	...	
81...	33	20	7	1	1	13	...	13	19	57	2.0	...	2	
82...	**22	9	9	3	6	9	43	3.7	
83...	60	30	28	27	1	2	1	28	49	3.7	...	2	
84...	12	5	4	4	1	4	
85...	20	6	6	4	2	1	5	...	4.6	...	1	
86...	32	11	5	5	...	4	3	1	2	2	9	55	4.3	
87...	**43	14	14	14	8	11000	7.8	6	55	4.5	
88...	19	10	10	10	9	72	4.1	
89...	*8	3	
91...	26	8	8	6	2	3	4	
92...	**48	14	14	14	2	11	67	4.4	...	1	
93...	84	33	14	3	11	18	11	7	1	2	31	48	3.8	...	2	
94...	80	29	10	8	2	19	15	4	...	9	11500	5.9	19	77	4.2	...	1	
95...	38	14	8	5	3	6	5	1	...	7	11000	6.3	7	38	3.3	
96...	59	25	15	3	12	10	8	2	...	6	15000	6.3	19	52	2.6	...	1	
97...	52	21	5	4	1	16	9	7	...	5	11500	4.6	16	64	4.1	
98...	60	20	6	6	...	9	8	1	...	5	9000	5.4	11	67	4.7	...	1	
99...	91	28	2	2	...	24	20	4	...	12	10000	6.4	16	56	3.9	...	3	
M-3.....	*4901	1609	1384	1332	52	184	143	40	1	41	1093	12500	5.2	485	65	4.4	1	97
1...	**200	16	8	8	...	8	8	6	...	5.8	10	66	5.3	...	3	
2...	*98	22	5	5	...	4	3	1	...	6	8500	5.3	14	39	4.5	...	2	
3...	135	43	29	29	...	14	12	2	...	24	12500	5.3	17	63	4.5	...	4	
4...	70	26	16	12	4	10	4	6	...	6	...	5.7	18	73	3.7	...	3	
5...	141	52	37	30	7	15	13	2	...	29	10500	5.4	23	52	3.9	...	3	
6...	111	40	18	18	...	22	17	5	...	19	8500	4.9	21	56	4.7	...	3	
7...	*293	98	76	71	5	19	16	3	...	69	13000	5.3	28	63	4.0	...	1	
8...	83	23	17	17	...	6	6	13	13000	5.9	10	64	4.1	...	6	
9...	27	9	9	9	9	15500	5.4	2	

Table 2.—CHARACTERISTICS OF HOUSING UNITS, BY BLOCKS: 1960—Con.

["Total population" contains no persons in group quarters unless preceded by asterisk; one asterisk (*) denotes less than 10 percent; two asterisks (**), 10 percent or more]

Blocks within census tracts	Total population	All housing units by condition and plumbing									Occupied housing units							
		Sound				Deteriorating				Dilapidated	Owner occupied			Renter occupied			Occupied by non-white	1.01 or more persons per room
		Total	Total	With all plumbing facilities	Lacking some or all facilities	Total	With all plumbing facilities	Lacking some or all facilities	With flush toilet		No flush toilet	Total	Average value (dollars)	Average number of rooms	Total	Average contract rent (dollars)		
10...	51	24	8	8	...	16	10	6	5	...	5.2	18	48	3.6	...	1
11...	58	22	18	16	2	4	2	2	8	...	4.9	14	66	3.9
12...	51	19	17	17	...	2	2	10	11000	5.2	8	63	4.1	...	1
13...	44	12	7	6	1	5	5	6	10000	5.3	6	63	4.3	...	1
14...	77	21	19	19	...	2	2	13	11500	5.0	8	56	4.5	...	2
15...	65	25	19	19	...	6	3	2	19	9000	5.8	4	2	
16...	36	14	11	9	2	3	3	2	...	11	52	5.1	
17...	41	16	12	12	...	4	...	4	10	10500	5.4	6	76	4.2
18...	34	12	12	12	12	13000	5.7
19...	33	12	11	11	...	1	1	9	11500	5.0	3
20...	27	9	9	9	7	12500	5.9	2
21...	124	40	35	33	2	3	3	2	28	10000	5.1	10	64	5.1	...	3
22...	37	17	16	16	1	10	9500	5.0	7	70	3.6	...	1
23...	52	21	21	21	9	12000	5.1	12	65	3.6	...	1
24...	78	24	16	15	1	7	7	1	13	8500	5.5	10	57	4.7	...	4
25...	109	34	26	25	1	5	4	1	...	3	18	8500	5.4	14	57	4.6	...	2
26...	87	29	26	26	...	2	2	1	19	9000	4.8	10	53	4.5	1	1
27...	70	27	26	26	1	15	13000	5.5	11	59	4.3
28...	57	19	18	18	1	10	8500	5.0	9	72	4.7	...	2
29...	60	19	19	17	2	12	11500	5.3	7	65	4.7	...	1
30...	28	10	7	7	...	3	2	1	8	11000	4.8	2
31...	13	4
32...	79	29	28	27	1	1	24	11000	5.5	4
33...	99	32	26	25	1	5	4	1	...	1	20	10000	5.4	12	49	4.6	...	1
34...	12	6	4	4	...	1	1	1	3	1
35...	148	51	48	42	6	1	1	2	28	10500	5.6	22	55	4.3	...	6
36...	79	25	23	21	2	2	13	8500	5.1	12	49	4.4	...	3
37...	91	32	27	25	2	5	3	2	19	10500	5.3	13	58	4.4	...	2
38...	69	21	21	21	14	12500	6.1	7	175	4.4	...	3
39...	53	21	21	21	18	14500	5.2	3
40...	50	20	20	20	17	12500	5.1	3
41...	58	19	19	18	1	16	12500	5.3	3
42...	327	108	100	100	...	6	5	1	...	2	89	13500	4.7	17	91	4.8	...	10
43...	69	18	18	18	17	14000	5.4	1	1
44...	49	18	18	18	14	12500	4.8	4	2
45...	58	19	19	19	16	13000	5.3	3
46...	74	28	28	28	23	12000	5.3	5	199	4.2
47...	84	27	27	27	23	14500	5.0	4	1
48...	59	22	22	22	15	12500	4.9	7	58	4.7	...	1
49...	71	21	21	21	21	13500	5.0
50...	49	19	18	18	...	1	17	13000	5.1	1	1
51...	64	20	20	20	18	12500	4.8	2	3
52...	36	13	13	13	10	13500	5.9	3
53...	46	18	18	18	12	13000	5.7	6	79	4.7
54...	60	18	18	18	11	13500	5.9	7	73	5.0	...	1
55...	53	17	17	15	2	12	14000	5.3	5	68	4.0	...	2
56...	53	17	17	15	2	38	12500	5.5	5	...	5.2	...	2
57...	136	44	43	41	2	1	1	21	10500	5.5	5	61	3.8	...	2
58...	74	27	27	25	2	17	16000	5.6	4
59...	64	21	21	20	1	22	14500	5.1	3	1
60...	65	25	25	25	40	15500	4.9	2	3
61...	128	42	42	42
62...	...	1	4	2
63...	8	6	3	1	2	1	1	2	9	13000	4.3	1
64...	38	11	8	7	1	1	1	2	46	15000	4.7	5	88	4.0	...	4
65...	161	51	50	48	2	1
M-4	*7906	2804	2023	1869	154	642	490	152	...	139	1362	12500	5.8	1341	62	4.0	12	136
1...	*247	85	84	67	17	1	1	27	17500	6.5	52	68	4.4	...	2
2...	40	17	17	15	2	1	16	65	4.3	...	1
3...	18	10	10	10	3	7	56	5.1
4...	94	39	37	34	3	2	2	7	...	4.9	32	70	4.1	...	2
5...	**185	53	38	29	9	9	6	3	...	6	23	12500	6.3	29	53	3.7	...	4
6...	241	89	29	18	11	41	29	12	...	3	19	11500	5.9	62	55	3.5	1	10
7...	125	45	23	20	3	19	16	3	...	3	13	12000	6.7	30	59	3.0	2	3
8...	77	37	27	19	8	10	3	7	...	1	11	15000	5.3	24	59	3.4	...	3
9...	87	27	20	6	6	17	14500	6.3	9	62	3.4	...	1
10...	23	12	12	1	13	66	3.3	1	...
11...	92	45	18	9	2	34	4	31	...	3	9	...	6.3	31	43	2.6	...	1
12...	73	25	14	4	4	7	...	6.4	18	60	3.5	...	2
13...	3	2	4	3	5	22000	7.8	4
14...	36	9	5	5	8	18500	7.3	2
15...	35	10	9	9	8	19500	8.5	5	59	4.6
16...	51	13	11	11	...	2	2	21	12500	6.6	10	69	4.2	...	2
17...	109	34	24	23	1	10	7	3	...	1	14	13500	6.9	10	70	4.9
18...	70	24	19	17	2	4	4	10	12000	6.0	17	66	3.4
19...	79	30	29	24	...	1	1
20...	64	17	17	17	11	16000	7.0	5	93	5.6	...	1
21...	62	23	17	11	6	5	1	4	...	1	10	9500	6.3	11	62	3.6	...	2
22...	68	34	34	23	11	13	9000	5.3	20	53	2.4	...	1
23...	58	25	25	25	11	18000	7.0	14	78	3.3
24...	202	71	58	37	21	12	7	5	...	1	23	10500	5.9	42	52	3.3	...	6
25...	**56	19	18	18	...	1	1	9	14000	7.8	8	68	4.3
26...	67	25	25	21	4	12	15500	6.6	10	75	3.9	...	2
27...	71	25	25	25	15	17500	5.3	10	66	3.8	...	1
28...	39	11	10	10	8	14000	6.6	3
29...	98	31	28	28	...	3	3	21	11500	5.4	9	73	4.1	...	2

City Block Characteristics

Table 2.—CHARACTERISTICS OF HOUSING UNITS, BY BLOCKS: 1960—Con.

["Total population" contains no persons in group quarters unless preceded by asterisk: one asterisk (*) denotes less than 10 percent; two asterisks (**), 10 percent or more]

Blocks within census tracts	Total population	All housing units by condition and plumbing									Occupied housing units							
		Sound			Deteriorating			Dilapidated	Owner occupied			Renter occupied						
		Total	With all plumbing facilities	Lacking some or all facilities	Total	With all plumbing facilities	Lacking some or all facilities		Total	Average value (dollars)	Average number of rooms	Total	Average contract rent (dollars)	Average number of rooms	Occupied by non-white	1.01 or more persons per room		
30...	87	25	23	21	2	2	2	16	12500	5.0	9	63	4.9	...	4
31...	84	29	26	26	...	3	15	10000	5.7	13	64	4.0	5	1
32...	39	17	17	17	8	11000	5.6	9	71	3.0	...	1
33...	49	20	20	20	7	9000	5.3	13	72	4.1	...	1
34...	62	39	34	34	...	3	3	2	8	11500	7.1	31	73	3.9
35...	60	25	18	18	...	7	5	13	10000	5.6	12	67	4.5
36...	52	16	14	14	...	2	1	11	12500	6.5	5	...	5.4	...	2
37...	115	41	27	26	1	11	7	4	...	3	21	15500	6.0	20	59	4.1	...	1
38...	72	28	22	18	4	6	6	10	12500	6.5	15	70	3.9	...	1
39...	42	12	11	11	1	2	2	8	12000	5.6	5	...	5.0
40...	30	10	9	9	1	4	6	...	4.3
41...	3
43...	70	24	16	12	4	8	7	1	11	13500	5.6	12	51	4.1	...	1
44...	66	26	19	19	...	1	1	6	11	...	5.3	14	53	3.7	...	2
45...	173	56	54	54	...	2	2	35	11000	5.7	21	74	4.8	...	2
46...	65	24	11	11	...	11	5	6	...	2	13	12000	5.8	10	57	3.7
47...	48	16	8	8	...	7	5	2	...	1	7	...	4.7	9	66	5.1
48...	54	23	11	11	...	7	7	5	6	...	5.2	17	59	3.9
49...	69	30	30	29	1	12	11000	5.6	18	65	4.3
50...	89	31	31	29	2	19	10000	5.8	12	64	3.7	...	1
51...	45	17	11	11	...	6	5	1	10	13500	5.6	7	56	4.3	...	1
52...	94	26	23	23	...	1	1	2	18	12000	6.0	8	75	5.5	...	1
53...	32	14	14	14	12	12500	5.7
54...	254	88	85	82	3	3	2	1	56	14500	5.3	31	62	4.8	...	2
55...	56	20	19	17	2	1	1	16	10000	5.4	4	1
56...	51	17	17	17	12	9000	5.5	3	1
57...	37	12	7	7	...	4	4	1	11	9000	5.1	1	1
58...	53	16	12	11	1	4	3	1	7	15000	5.6	9	66	5.1	...	1
59...	26	10	6	6	...	4	4	9	9500	5.1	1
60...	28	7	6	6	1	4	2	2	3	7	46	4.3
61...	67	28	21	21	...	7	7	9	9000	6.0	18	58	4.6
62...	106	34	22	22	...	11	10	1	...	1	18	9500	6.1	16	52	4.4
63...	105	34	26	26	...	7	5	2	15	10500	6.2	19	65	4.3
64...	89	30	27	27	...	3	3	12	12500	6.1	15	77	4.8
65...	99	33	29	27	2	4	4	24	10500	5.5	9	65	5.1
66...	28	10	8	6	2	1	1	6	...	5.0	3
67...	92	32	27	27	...	5	3	2	17	12500	5.9	14	72	3.6
68...	150	52	29	29	...	18	15	3	24	11500	5.5	24	65	4.2
69...	175	78	62	61	1	11	11	5	10000	5.6	56	58	3.8
70...	128	46	27	27	...	4	4	17	10500	4.9	26	59	3.4	...	6
71...	75	22	8	8	...	13	11	2	16	12500	6.0	4	2
72...	56	20	9	9	...	11	10	1	12	14500	6.4	8	56	5.1
73...	59	18	13	13	...	5	5	12	12000	6.3	6	64	4.5
74...	**34	3
75...	7	3
76...	144	59	44	15	29	12	13000	6.1	41	50	3.2	...	3
77...	22	8	7	7	...	1	1	8	10500	6.0	1
78...	46	17	16	15	1	1	1	10	10000	5.1	7	75	4.6	...	1
79...	51	13	13	13	11	9000	5.9	2	1
80...	33	12	12	9	10000	4.8	3	1
82...	28	11	11	11	9	18500	4.8	2
83...	27	9	9	9	9	9500	5.6
84...	43	18	18	16	2	13	11500	5.1	3
85...	44	13	13	12	1	11	11500	5.7	2	1
86...	25	10	10	10	8	11000	5.5	2
87...	49	19	11	8	3	8	6	2	10	10000	5.4	9	57	3.3	...	1
88...	14	6	1	1	...	4	4	1	3	3
89...	63	26	13	13	...	13	13	12	12000	5.4	13	69	4.2	...	2
90...	55	20	6	4	2	14	12	2	12	10000	5.3	8	59	3.8	...	2
91...	41	17	11	11	...	6	6	13	10500	5.7	3
92...	74	25	12	12	...	9	6	3	4	12000	5.2	8	50	4.8
93...	68	27	10	10	...	13	12	1	...	4	6	...	5.5	20	63	4.2
94...	81	33	23	20	3	7	7	11	12000	5.8	19	55	4.1	...	1
95...	47	13	5	5	...	6	6	2	5	...	6.0	8	57	4.6
96...	67	24	13	13	...	8	8	2	16	12000	5.6	8	59	4.1
97...	71	22	7	7	...	8	8	3	13	11000	6.5	8	56	4.3	...	1
98...	81	28	18	17	1	7	7	17	10500	5.6	10	68	4.8
99...	60	19	10	10	...	7	7	2	10	11000	5.4	9	65	4.0
100...	85	31	15	15	...	12	12	18	13000	5.6	11	65	4.1	...	1
101...	94	30	12	12	...	12	10	2	...	6	19	11000	5.6	11	62	4.2	...	1
102...	107	32	10	10	...	18	14	4	...	4	18	10000	5.7	13	57	4.3
103...	86	23	15	15	...	8	8	17	15000	6.5	6	80	5.3
104...	107	33	18	16	2	15	14	1	22	15000	6.5	10	74	4.3	...	2
105...	106	38	23	22	1	15	14	1	15	14500	5.9	20	65	4.2	...	2
106...	53	17	12	12	...	5	5	12	13500	6.1	5	74	4.4
107...	44	19	13	13	...	6	6	12	10000	5.9	7	75	4.7
108...	44	14	10	9	1	4	3	1	12	8500	5.8	2
109...	181	61	52	51	1	9	9	43	14000	5.7	17	72	4.7	3	...
M-5.....	*3749	1252	1169	1156	13	73	66	7	...	10	933	15000	5.8	290	75	4.7	2	41
1...	**170	43	42	41	1	1	34	16000	6.0	9	80	4.3	...	1
2...	478	143	117	112	5	26	24	2	95	14500	6.1	45	83	4.6	...	2
3...	184	81	61	61	...	11	8	3	...	9	33	19500	6.0	42	80	4.4	...	2
4...	43	16	16	16	14	24000	6.4	2
5...	168	47	45	44	1	2	2	39	13000	5.7	8	67	4.5
6...	71	24	24	24	11	14000	5.9	13	58	4.9
7...	38	13	13	12	1	11	12000	5.8	2	1

Table 2.—CHARACTERISTICS OF HOUSING UNITS, BY BLOCKS: 1960—Con.

["Total population" contains no persons in group quarters unless preceded by asterisk: one asterisk (*) denotes less than 10 percent; two asterisks (**), 10 percent or more]

Blocks within census tracts	Total population	All housing units by condition and plumbing									Occupied housing units							
		Sound			Deteriorating			Dilapidated	Owner occupied			Renter occupied			Occupied by non-white	1.01 or more persons per room		
		Total	With all plumbing facilities	Lacking some or all facilities	Total	With all plumbing facilities	Lacking some or all facilities		Total	Average value (dollars)	Average number of rooms	Total	Average contract rent (dollars)	Average number of rooms				
							With flush toilet										No flush toilet	
8...	35	10	8	8	...	2	2	7	15000	6.6	2	1
9...	52	15	12	12	...	3	3	14	12000	5.9	1
10...	35	12	9	9	...	3	3	9	12500	5.6	2
11...	67	17	15	15	...	2	2	13	12500	6.2	3	3
12...	97	30	26	26	...	4	4	19	10500	5.5	10	59	5.4	1	1
13...	46	20	20	20	15	13500	5.4	3
14...	10	4
15...	*146	50	49	49	...	1	1	34	13500	5.6	14	72	5.1	1	...
16...	104	34	34	34	28	14000	5.6	6	77	4.3	...	2
17...	89	22	17	16	1	5	5	11	12500	6.1	10	57	5.1	...	5
18...	179	55	44	44	...	11	11	36	10500	5.5	19	53	5.1
20...	31	11	10	10	...	1	...	1	9	12000	5.9	1
22...	366	128	127	127	...	1	1	112	18500	5.8	13	76	5.2	...	3
23...	55	20	20	19	1	10	13500	6.1	8	85	3.5
24...	34	14	13	13	...	1	...	1	12	12000	5.2	2
25...	78	28	28	28	20	13500	5.4	8	81	3.5	...	1
26...	66	27	27	27	24	16500	5.6	3
27...	52	15	15	15	11	13500	5.9	4
28...	109	36	36	35	1	25	11500	5.3	11	64	3.5	...	2
29...	40	14	14	13	1	13	18500	6.3
30...	50	25	25	24	1	21	17000	5.8	3
31...	67	24	24	24	18	20000	6.6	4
32...	32	12	12	12	10	19000	6.5	2
33...	34	11	11	11	11	15500	6.1
34...	78	25	25	25	25	17000	6.3
35...	65	25	25	25	25	29000	7.0
37...	86	27	27	27	22	11500	5.5	5	70	4.6
38...	44	14	14	14	10	21000	6.2	4
39...	107	34	34	34	26	13500	5.5	8	95	4.9	...	1
40...	73	28	28	28	20	11500	5.1	8	65	4.4
41...	58	23	23	23	18	11500	5.4	5	78	4.6
42...	61	21	21	21	17	11500	5.1	3	2
43...	78	26	26	26	22	11000	4.9	4	2
44...	73	28	28	28	26	13000	5.2	2
M-6...	*1907	614	583	562	21	27	16	10	1	4	457	17000	5.6	138	67	4.4	17	29
1...	*222	68	65	63	2	2	1	1	...	1	50	16500	5.9	12	93	5.1	1	5
2...	41	15	9	7	2	5	3	1	1	1	5	9500	5.2	8	36	4.1	4	1
3...	60	17	13	13	...	4	1	3	6	12500	5.7	11	57	4.5	...	3
4...	26	7	7	7	5	10000	5.8	2
5...	36	8	6	4	2	2	1	1	2	6	63	5.0	5	2
6...	115	35	32	25	7	3	2	1	18	9500	5.2	17	54	3.5	...	6
7...	87	32	32	32	11	16000	5.9	21	73	4.0
8...	71	26	25	25	...	1	...	1	20	13500	4.9	5	75	4.2
9...	187	52	48	43	5	4	2	2	42	22000	6.1	9	70	4.2	3	1
10...	46	19	19	19	18	15000	5.2	1	...
11...	56	20	20	20	14	15000	4.9	5	...	5.0
12...	59	24	24	24	21	9500	5.7	3	1	...
13...	26	7	7	7	5	20000	5.4	2	1	...
14...	38	13	12	11	1	1	1	9	13000	5.0	3	2	1
15...	79	28	28	28	24	13500	5.7	4
16...	85	34	32	30	2	2	2	20	13500	5.7	13	69	3.9	...	3
17...	70	21	21	21	16	15000	5.8	3
18...	156	52	52	52	45	31000	7.4	5	...	6.6	...	1
19...	91	26	25	25	...	1	1	24	23000	5.1	1	1
20...	106	29	29	29	28	19500	4.9	1	4
21...	34	10	10	10	8	17500	4.5	2
22...	15	4
23...	42	15	12	12	...	2	2	14	11000	4.8	1
24...	68	22	21	21	19	12500	4.7	3
25...	73	24	24	24	23	11000	4.7	1
26...	18	6	6	6	6	19500	5.7
M-7...	*5400	1625	1539	1524	15	63	52	6	5	23	1259	15000	5.0	315	62	4.3	3	145
1...	345	100	97	97	...	1	91	14500	4.9	7	77	4.1	1	6
2...	23	8	8	8	7	23000	7.1	1
3...	69	28	28	28	24	13500	4.8	2
4...	440	126	110	103	7	12	10	...	2	4	112	13000	4.8	7	70	3.9	1	11
5...	*913	268	245	242	3	14	13	1	...	9	74	14500	5.3	184	46	4.1	...	45
6...	146	42	40	39	1	1	1	1	39	18000	6.0	3	1	...
7...	29	9	9	9	7	17000	5.3	2
8...	34	13	13	13	13	11500	4.1
9...	25	8	8	8	8	12000	4.5
10...	38	15	15	15	14	34000	5.4
11...	46	15	15	15	14	26000	6.0	1
12...	288	88	88	88	80	15000	5.0	8	92	5.5	...	6
14...	10	3	65	15000	4.6	2	8
16...	262	68	67	67	1	17	15000	4.6	1	2
17...	60	18	18	18	17	14500	5.0	1
18...	60	18	18	18	6	13500	5.2	1
19...	25	7	7	7	10	13000	4.8	2
20...	34	12	12	12	12	19000	5.2	1
21...	40	12	12	12
22...	76	22	15	15	...	5	5	2	14	10500	5.1	6	75	5.0	...	3
23...	33	11	11	11	10	17500	4.3	1
25...	68	20	20	20	8	17500	6.1	11	46	4.0	...	3

City Block Characteristics

Table 2.—CHARACTERISTICS OF HOUSING UNITS, BY BLOCKS: 1960—Con.

["Total population" contains no persons in group quarters unless preceded by asterisk; one asterisk (*) denotes less than 10 percent; two asterisks (**), 10 percent or more]

Blocks within census tracts	Total population	All housing units by condition and plumbing									Occupied housing units								
		Total	Sound			Deteriorating			Dilapidated	Owner occupied			Renter occupied			Occupied by non-white	1.01 or more percent per room		
			Total	With all plumbing facilities	Lacking some or all facilities	Total	With all plumbing facilities	Lacking some or all facilities		Total	Average value (dollars)	Average number of rooms	Total	Average contract rent (dollars)	Average number of rooms				
26...	56	20	20	20	16	13000	4.9	3
27...	125	42	42	42	36	13500	4.7	4	2
28...	132	41	40	40	...	1	1	33	13000	4.8	5	97	4.6	3
29...	186	58	58	58	49	13500	4.9	6	89	4.5	4
30...	156	50	50	50	42	14000	5.0	7	109	4.9	2
31...	132	44	44	44	38	15000	5.0	5	107	5.2	2
32...	69	20	20	20	17	13000	4.9	2	1
34...	71	20	20	20	19	13500	4.5	1	2
35...	26	7	7	7	7	13500	4.3	2
36...	44	12	12	12	12	13500	4.3	2
37...	44	14	13	13	...	1	1	13	21000	5.2	1	1
38...	55	16	14	14	2	...	16	11500	4.2	3
40...	143	37	22	22	...	14	12	1	1	1	25	11000	4.8	10	60	4.5	9
41...	36	9	5	5	...	3	3	8	9000	4.1	1	2
42...	52	18	18	18	17	12500	4.7	1	2
43...	697	207	197	193	4	10	5	4	1	...	179	17500	5.2	21	102	5.0	17
44...	75	27	26	26	...	1	1	21	13000	4.6	5	95	4.6
45...	92	26	26	26	24	13000	5.0	2
46...	44	14	14	14	12	13500	5.0	1	1
47...	50	15	15	15	13	26000	5.4	1
48...	51	17	17	17	17	23000	5.0
M-8.....	4111	1328	1251	1210	41	63	40	13	10	14	1105	14000	4.8	188	68	4.0	106
1...	27	6	6	6	6	13000	5.7
2...	560	156	144	142	2	8	5	3	...	4	141	17000	5.1	11	67	4.3	14
3...	447	161	149	139	10	12	5	4	3	...	137	13000	4.1	19	69	4.2	11
4...	21	7	7	7	5	24000	5.6
5...	6	1
6...	68	26	26	26	24	13500	4.6	2
7...	99	33	33	33	30	18000	4.7	3	2
8...	82	25	24	24	1	21	17500	5.7	3	2
9...	127	46	45	45	...	1	1	37	13000	4.8	7	59	3.7	1
10...	14	5	5	5	5	16000	4.6
11...	87	33	33	32	1	26	12000	4.6	6	66	3.7	2
12...	93	31	28	28	...	3	3	23	14000	5.0	8	79	3.6	3
13...	15	5	5	5	4	1	1
14...	11	3
15...	65	18	10	10	...	7	7	1	14	12500	5.0	2
16...	221	67	59	59	...	8	6	2	56	13500	4.9	11	59	4.5	3
18...	235	90	84	84	...	5	4	1	...	1	76	15500	5.0	13	66	4.2	3
19...	3	1	3
20...	145	52	49	49	...	1	1	2	45	13500	5.0	7	74	4.9	2
21...	82	29	27	27	...	2	2	24	14500	5.1	5	79	4.8
22...	110	46	45	45	...	1	1	26	12500	5.1	20	77	2.7	2
23...	88	32	32	32	28	15000	5.1	3	1
24...	68	25	22	22	20	14000	5.0	4	2
25...	56	20	19	19	...	1	1	3	12	11000	4.8	8	69	3.4	1
26...	207	61	56	52	4	4	2	1	...	1	45	11500	5.0	14	65	4.5	6
27...	272	78	75	69	6	3	1	2	67	9500	4.5	7	76	4.6	15
28...	109	36	32	25	7	4	2	25	10000	4.5	9	40	3.6	3
29...	90	31	30	29	1	1	29	11500	4.5	1	2
30...	115	40	40	40	34	11000	4.4	6	67	4.3
31...	70	21	21	20	1	19	10000	4.3	2	3
32...	37	11	10	9	1	1	1	...	9	12000	4.6	3
33...	80	27	27	25	2	22	15500	4.8	4	3
34...	257	64	63	58	5	1	1	...	57	12500	5.1	7	61	4.7	9
35...	61	18	18	17	1	15	14500	4.7	3	2
36...	18	4
37...	40	11	11	11	9	21000	5.7
38...	13	5	4	4	...	1	...	1	3	1
39...	12	3
M-9.....	*3760	1209	1169	1159	10	31	15	6	10	9	1065	21000	5.5	108	75	4.7	4	...	33
1...	52	20	20	19	1	19	14500	4.7	1	1
2...	101	32	32	32	29	13000	5.0	2	2
3...	300	96	86	86	...	6	3	3	...	4	82	16500	5.1	11	69	4.4	6
4...	35	12	12	12	11	24000	5.9
5...	34	13	13	13	13	20000	5.5
6...	45	19	19	19	18	22000	5.7
7...	51	18	18	18	17	30000	6.4	1
8...	280	97	96	96	...	1	1	...	85	23000	5.7	11	88	5.0
9...	47	16	16	16	15	19000	5.6	1
10...	14	8	8	8	5	17500	5.0	1
11...	22	9	9	9	6	16000	4.7	2
12...	*1137	351	343	340	3	7	6	1	1	1	318	23000	5.8	25	76	4.6	3	...	12
13...	18	8	8	8	8	21000	4.6
14...	11	6	6	6	4
15...	38	15	15	15	15	25000	5.8
16...	39	14	14	14	14	28000	5.3
17...	28	12	12	12	10	26000	5.9	1
18...	34	16	16	16	11	24000	5.3	3
19...	484	139	128	127	1	9	3	6	2	2	125	24000	5.6	8	78	4.6	11
20...	16	4
21...	12	4
23...	13	3
24...	63	21	19	16	3	2	2	...	16	12000	4.3	5	46	3.8	1

Table 2.—CHARACTERISTICS OF HOUSING UNITS, BY BLOCKS: 1960—Con.

["Total population" contains no persons in group quarters unless preceded by asterisk: one asterisk (*) denotes less than 10 percent; two asterisks (**), 10 percent or more]

Blocks within census tracts	Total population	All housing units by condition and plumbing								Occupied housing units								
		Sound				Deteriorating				Dilapidated	Owner occupied			Renter occupied			Occupied by non-white	1.01 or more persons per room
		Total	With all plumbing facilities	Lacking some or all facilities	Total	With all plumbing facilities	Lacking some or all facilities		Total		Average value (dollars)	Average number of rooms	Total	Average contract rent (dollars)	Average number of rooms			
							With flush toilet	No flush toilet										
25...	11	4		
26...	4	2	
27...	35	11	11	11	
28...	15	5	5	5	
29...	192	68	64	63	1	4	1	3	
30...	258	80	79	79	1	1	1	
31...	111	34	34	33	1	
32...	53	16	16	16	
33...	37	8	8	8	
34...	43	12	11	11	...	1	1	
35...	39	12	12	12	
36...	43	12	12	12	
37...	14	4	
38...	31	8	8	8	
M-10...	4740	1574	1438	1414	24	128	112	16	...	8	1188	16000	5.7	353	67	4.6	36	60
1...	32	10	8	2	2	8	15000	5.1
2...	23	7	7	3	4
3...	51	13	13	12	13000	5.8
4...	73	20	17	17	...	3	3	12	11500	5.9	8	90	4.1	...	3
5...	206	66	53	53	...	12	10	2	...	1	43	12500	5.6	23	67	5.0	...	2
6...	22	8	7	7	...	1	1	7	11500	5.7	1
7...	132	46	39	37	2	7	3	4	36	9500	5.6	7	57	4.1
8...	36	17	17	17	7	...	3.9	10	68	3.5
9...	51	23	23	21	2	9	15000	5.9	14	68	3.3
10...	64	22	21	19	2	1	1	14	13500	5.6	6	73	4.3	...	1
11...	38	14	13	13	1	11	15000	6.0	3	...	4.7	...	2
12...	118	40	40	40	32	15000	5.6	7	70	4.7
13...	89	36	33	33	...	2	2	1	29	15500	5.5	6	78	4.8	...	5
14...	325	107	100	99	1	7	7	78	20000	6.3	28	66	4.8
16...	65	24	21	19	2	3	3	13	12500	5.8	11	63	4.4	...	1
17...	46	16	16	16	14	18000	5.6	2
18...	13
19...	99	31	28	28	...	3	3	22	10500	5.7	8	64	3.9	2	4
20...	507	166	163	163	...	3	3	140	17500	5.6	19	73	4.4	2	...
21...	39	17	17	17	15	18500	5.9	2
22...	59	21	21	21	16	16500	5.9	5	...	5.0
23...	63	19	19	18	1	17	15500	6.0	2
24...	72	26	26	24	2	17	13000	6.1	8	66	4.8
25...	87	30	30	28	2	17	14000	5.9	13	61	4.5	...	1
26...	82	21	21	21	14	16000	6.2	7	70	5.1	...	1
27...	76	25	24	22	2	1	1	15	14500	6.1	10	69	4.5
28...	84	26	24	24	...	2	2	15	12500	6.1	11	75	4.5	...	1
29...	61	24	21	21	...	3	3	16	14000	5.9	7	65	4.9
30...	44	20	20	20	18	13000	5.6	2
31...	125	35	34	34	...	1	1	24	12000	5.9	10	69	4.7	...	2
32...	73	25	21	21	...	3	3	1	17	11000	5.4	8	52	4.5	4	1
33...	50	19	15	15	...	3	2	1	...	1	10	11500	5.1	6	53	4.7	...	1
34...	84	26	22	22	...	4	4	15	10000	5.3	11	60	4.6	...	2
35...	55	22	17	17	...	5	5	17	10500	6.1	4
36...	23	11	11	11	10	20000	6.1	1
37...	40	12	12	12	11	21000	7.5	1
38...	29	10	10	10	8	25000	6.9	2
39...	19	8	6	6	...	2	2	7	17000	5.3
40...	37	12	12	12	11	23000	7.1	1
41...	28	10	10	10	9	18500	6.3	1	1
42...	55	18	11	11	...	7	7	16	14000	6.0	2	1
43...	93	25	7	6	1	15	11	4	...	3	8	8000	5.5	16	52	5.0	8	5
44...	66	20	17	17	...	3	2	1	12	11500	5.8	7	66	5.9	...	1
45...	58	21	20	18	2	1	1	17	11500	4.9	4	2	1
46...	27	4	4	3	1	2	2	6	11000	5.5	3	1	
47...	58	13	11	11	...	2	2	11	11000	5.9	2	...	6	3	3
48...	46	11	3	3	...	8	8	8	11500	5.5	3	...	3	3	1
49...	67	20	20	20	14	15000	5.6	6	62	4.8	1	1
50...	93	32	32	32	32	20000	5.7
51...	44	16	16	16	16	28000	6.2
52...	65	24	24	24	22	21000	5.5	2
53...	47	12	12	12	12	17000	5.4
54...	22	10	10	10	9	19500	5.7
55...	75	31	28	28	...	3	2	1	25	12000	5.1	6	63	4.2	...	2
56...	123	43	40	38	2	3	3	32	13000	5.3	9	82	4.3	...	1
57...	61	20	15	14	1	5	4	1	15	10500	5.7	5	...	4.4
58...	33	10	9	9	...	1	1	7	11500	5.6	3
59...	93	32	31	31	...	1	1	28	15500	5.5	4	2	1
60...	50	16	14	14	...	2	2	13	16000	6.0	2
61...	23	9	9	9	9	15000	5.4	1	...
62...	95	30	23	23	...	7	5	2	24	11000	5.3	6	59	3.7	...	3
63...	46	13	13	13	12	18000	5.3	1	1
64...	89	28	28	28	25	23000	5.6	2
65...	60	16	16	16	15	31000	6.5
66...	13	4
67...	18	5	5	5	5	21000	4.4	1

U.S. CENSUS OF HOUSING: 1960

Series HC(3)-142

CITY BLOCKS

Oak Park, Ill.

Prepared under the supervision of
WAYNE F. DAUGHERTY, Chief
Housing Division




U.S. DEPARTMENT OF COMMERCE

Luther H. Hodges, Secretary

BUREAU OF THE CENSUS

Richard M. Scammon, Director (From May 1, 1961)

Robert W. Burgess, Director (To March 3, 1961)





BUREAU OF THE CENSUS

RICHARD M. SCAMMON, *Director* (From May 1, 1961)

ROBERT W. BURGESS, *Director* (To March 3, 1961)

A. ROSS ECKLER, *Deputy Director*
HOWARD C. GRIEVES, *Assistant Director*
CONRAD TAEUBER, *Assistant Director*
MORRIS H. HANSEN, *Assistant Director for Statistical Standards*
CHARLES B. LAWRENCE, JR., *Assistant Director for Operations*
WALTER L. KEHRBS, *Assistant Director for Administration*
CALVERT L. DEDRICK, *Chief, International Statistical Programs Office*
A. W. VON STRUVE, *Acting Public Information Officer*

Housing Division—

WAYNE F. DAUGHERTY, *Chief*
DANIEL B. RATHBUN, *Assistant Chief*
BRULAK WASHBAUGH, *Special Assistant*
MILTON D. LIBBERMAN, *Chief, Coordination and Research*

Decennial Operations Division—GLEN S. TAYLOR, *Chief*
Electronic Systems Division—ROBERT F. DRURY, *Chief*
Field Division—JEFFERSON D. MCPHIE, *Chief*
Geography Division—WILLIAM T. FAY, *Chief*
Population Division—HOWARD G. BRUNSMAN, *Chief*
Statistical Methods Division—JOSEPH STEINBERG, *Chief*

Library of Congress Card Number: A61-9347

SUGGESTED CITATION

U.S. Bureau of the Census. *U.S. Census of Housing: 1960. Vol. III, City Blocks.*
Series HC(3), No. 142.
U.S. Government Printing Office, Washington, D.C., 1961.

For sale by the Superintendent of Documents, U.S. Government Printing Office, Washington 25, D.C.
or any of the Field Offices of the Department of Commerce—Price 25 cents.

Table 1.—CHARACTERISTICS OF HOUSING UNITS, FOR THE CITY: 1960

Subject	Number	Percent	Subject	Number	Percent
All housing units	21,555	100.0	Occupied housing units—Con.		
CONDITION AND PLUMBING			COLOR		
Sound	20,707	96.1	White	20,846	96.8
With all plumbing facilities	20,373	94.5	Nonwhite	51	0.2
Lacking some or all facilities	334	1.5	PERSONS PER ROOM		
Deteriorating	739	3.4	1.00 or less	20,273	97.0
With all plumbing facilities	564	2.6	1.01 or more	624	3.0
Lacking some or all facilities	175	0.8	AVERAGE NUMBER OF ROOMS		
With flush toilet	169	0.8	Owner occupied	6.7	...
No flush toilet	6	...	Renter occupied	4.0	...
Dilapidated	109	0.5	VALUE AND RENT		
Occupied housing units	20,897	100.0	Average value	dollars	23,700
TENURE			Average contract rent	dollars	110
Owner occupied	10,585	50.7			
Renter occupied	10,312	49.3			

NOTE.—On the map for Oak Park approximately 340 blocks are identified.

Table 2.—CHARACTERISTICS OF HOUSING UNITS, BY BLOCKS: 1960.

["Total population" contains no persons in group quarters unless preceded by asterisk: one asterisk (*) denotes less than 10 percent; two asterisks (**), 10 percent or more]

Blocks within census tracts	Total population	All housing units by condition and plumbing							Occupied housing units									
		Sound			Deteriorating			Dilapidated	Owner occupied			Renter occupied			Occupied by non-white	1.01 or more persons per room		
		Total	With all plumbing facilities	Lacking some or all facilities	Total	With all plumbing facilities	Lacking some or all facilities		Total	Average value (dollars)	Average number of rooms	Total	Average contract rent (dollars)	Average number of rooms				
OPV-131.	*5322	1722	1709	1701	8	12	12	1	1349	21000	6.3	353	107	4.4	1	46
1...	123	41	41	41	26	25000	6.0	15	114	4.5
2...	75	27	27	27	21	23000	6.0	5	106	3.6	1	...
3...	127	49	49	49	25	22000	6.0	23	94	2.8	...	5
4...	108	39	39	39	26	23000	6.2	13	93	3.7	...	1
5...	70	22	22	22	22	24000	6.8
6...	71	20	20	20	18	27000	6.9	1
7...	70	22	22	22	22	28000	6.9
8...	109	34	34	34	31	23000	6.3	2	1
9...	95	30	30	30	30	21000	6.3
10...	95	28	28	28	26	23000	6.6	2	2
11...	96	28	28	28	28	24000	6.6
12...	138	49	49	49	30	25000	5.9	19	113	4.7	...	1
13...	*181	59	59	59	25	23000	6.2	34	120	4.6	...	2
14...	129	36	36	36	35	22000	6.3	1	3
15...	124	36	36	36	34	21000	6.6	2	1
16...	152	42	42	42	41	21000	6.3	1	2
17...	134	39	39	39	37	18500	6.0	2	1
18...	93	27	27	27	25	20000	6.2	2	1
20...	138	41	40	40	...	1	1	39	20000	6.1	1	1
21...	113	34	34	34	34	21000	6.7	1
22...	121	34	33	33	...	1	1	33	20000	6.5	1	1
23...	105	34	34	34	31	19500	6.2	3	1
24...	101	36	36	36	33	18500	6.0	3
25...	122	38	38	38	36	19000	6.4	2	3
26...	140	49	49	48	1	26	19000	5.7	22	119	4.4	...	1
27...	156	49	49	49	31	20000	6.2	17	105	4.4	...	2
28...	114	36	36	36	33	17500	6.1	2
29...	67	25	25	25	22	17000	5.7	2
30...	106	34	34	34	32	19500	5.9	2
31...	124	38	38	38	36	21000	6.6	2
32...	110	35	35	35	35	20000	6.2	1
33...	98	32	32	32	27	21000	6.7	5	1
34...	128	35	34	34	...	1	1	34	20000	6.4	1	2
35...	97	37	37	37	30	19000	5.8	3	1
36...	31	9	7	7	...	2	2	9	16500	5.8	3
37...	112	32	31	29	2	1	1	28	19000	5.9	4
38...	96	32	32	32	31	20000	6.2	1
39...	109	37	37	37	28	19000	6.0	8	114	5.0	...	1
40...	117	35	35	35	32	20000	6.4	3
41...	157	70	69	68	1	1	20	18500	5.3	48	109	4.6	...	1
42...	242	95	92	92	...	3	3	31	21000	6.1	61	105	4.0	...	1
43...	156	52	52	52	35	21000	6.2	17	104	4.8	...	2
44...	137	38	38	38	30	21000	6.7	8	105	4.8	...	1
45...	137	42	42	42	36	20000	6.5	6	96	4.7
46...	97	31	28	28	...	3	3	28	21000	6.5	2	1
47...	101	34	34	30	4	27	20000	6.9	7	82	3.9
OPV-132.	*4503	1370	1368	1365	5	2	2	1224	35000	7.1	123	147	3.9	2	19
1...	67	21	21	21	21	31000	7.0
2...	68	21	21	21	21	27000	6.6
3...	84	23	23	23	23	31000	6.6

City Block Characteristics

Table 2.—CHARACTERISTICS OF HOUSING UNITS, BY BLOCKS: 1960—Con.

[“Total population” contains no persons in group quarters unless preceded by asterisk; one asterisk (*) denotes less than 10 percent; two asterisks (**), 10 percent or more]

Blocks within census tracts	Total population	All housing units by condition and plumbing									Occupied housing units								
		Sound					Deteriorating				Dilapidated	Owner occupied			Renter occupied				
		Total	Total	With all plumbing facilities	Lacking some or all facilities	Total	With all plumbing facilities	Lacking some or all facilities		Total		Average value (dollars)	Average number of rooms	Total	Average contract rent (dollars)	Average number of rooms	Occupied by non-white	191 or more persons per room	
								With flush toilet	No flush toilet										
4...	68	20	20	20	19	32000	6.3	1
5...	75	24	24	24	18	35000	7.1	6	90	3.7
6...	61	19	19	19	19	34000	6.9
7...	53	19	19	19	18	37000	7.0
8...	86	22	22	22	22	32000	6.7
9...	69	22	22	22	22	32000	7.1
10...	60	20	20	20	19	37000	7.1
11...	68	15	15	15	14	40000	7.6	1
12...	**99	19	19	19	15	37000	7.1	3
13...	79	31	31	31	17	37000	7.5	10	142	2.9
14...	59	20	20	18	2	18	37000	7.4	2
15...	52	19	19	19	19	40000	6.6
16...	23	8	8	8	8	40000	6.9
17...	203	77	77	77	67	27000	5.9	8	190	5.6
18...	42	9	9	9	9	42000	8.4
19...	98	24	24	24	24	41000	8.3
20...	79	25	25	25	23	37000	7.7	2
21...	64	18	18	18	17	41000	7.3	1
22...	67	20	20	20	20	38000	7.0
23...	64	19	19	19	19	40000	7.7
24...	57	15	15	15	15	42000	7.7
25...	86	19	19	19	19	40000	7.3
26...	71	19	19	19	19	39000	8.2
27...	76	21	21	21	21	38000	7.6
28...	79	24	24	24	23	36000	7.3
29...	81	26	26	25	1	23	32000	6.5	2
30...	70	22	22	22	21	34000	6.8	1
31...	150	36	36	36	32	31000	7.0	4
32...	105	31	31	31	30	31000	7.3
33...	86	24	24	24	24	34000	7.0
34...	103	25	25	25	25	39000	7.8
35...	86	20	20	20	20	39000	7.4
36...	**52	4	4	4
37...	75	22	22	22	22	37000	7.5
38...	83	24	24	24	24	39000	7.3
39...	84	24	24	24	23	34000	7.7
40...	73	20	20	20	20	36000	7.6
41...	89	24	24	24	23	38000	8.0
42...	80	27	27	27	24	39000	8.0	2
43...	71	24	24	24	24	41000	7.5
44...	79	24	24	24	24	39000	6.9
45...	169	86	86	86	22	39000	5.7	61	144	3.3
46...	97	45	45	45	25	40000	6.0	17	159	3.1
47...	75	25	25	25	25	34000	6.6
48...	82	27	27	27	27	31000	6.6
51...	81	22	22	22	22	34000	7.4
52...	71	23	23	23	23	29000	6.6
53...	89	23	23	23	23	34000	7.1
54...	70	27	26	26	...	1	1	25	33000	7.0	1
55...	73	19	19	19	19	36000	7.6
56...	90	24	23	23	...	1	1	23	32000	7.5	1
57...	89	24	24	24	23	36000	7.3
58...	82	24	24	24	24	37000	8.0
60...	35	11	11	11	11	39000	7.5
OPV-133,	*5692	2462	2353	2266	87	95	69	21	5	14	757	24000	6.6	1541	113	3.8	10	46	...
1...	94	26	26	26	22	24000	6.7	4
2...	101	31	31	31	25	21000	6.3	5	124	5.8
3...	111	36	36	36	28	21000	5.9	7	103	5.3
4...	100	35	35	35	26	22000	5.7	9	152	5.2
5...	81	34	34	34	19	24000	5.7	11	143	4.0
6...	168	66	66	61	5	31	20000	5.7	35	110	3.5
7...	110	38	38	38	20	18000	5.9	18	89	4.3
8...	93	36	36	36	26	21000	6.0	6	85	4.0
9...	102	28	28	28	27	22000	6.8	1
10...	88	29	29	29	26	23000	7.1	2
11...	192	57	57	57	46	25000	7.1	11	149	5.8
12...	222	65	65	65	52	25000	6.4	10	129	5.5
13...	227	68	68	68	51	23000	6.1	17	149	5.1
14...	243	96	96	95	1	42	24000	6.3	50	132	3.7
15...	60	22	22	22	18	23000	6.4	4
16...	72	21	21	21	17	23000	5.6	4
17...	79	28	28	28	17	21000	6.8	10	85	4.7
18...	116	49	49	49	11	17000	5.2	36	86	4.0
19...	43	14	13	13	...	1	1	5	...	6.8	9	82	4.7
20...	74	35	29	28	1	6	5	1	13	23000	6.8	16	109	3.6
21...	115	40	35	35	...	4	4	16	24000	7.4	23	122	4.9
22...	144	44	38	37	1	6	4	2	28	35000	9.0	16	133	4.4
23...	158	58	48	46	2	10	8	2	21	26000	7.8	31	117	4.2
24...	107	49	46	43	3	3	3	10	...	5.5	39	109	4.2
25...	68	25	15	15	...	10	8	2	14	21000	5.9	11	99	3.9
26...	119	48	48	41	7	3	42	112	4.5
27...	55	23	22	21	1	8	...	6.1	14	97	4.7
28...	82	40	40	40	8	15000	6.3	32	105	3.6
29...	46	16	16	16	3	13	106	5.2
30...	27	12	12	12	2	9	86	3.3

Table 2.—CHARACTERISTICS OF HOUSING UNITS, BY BLOCKS: 1960—Con.

["Total population" contains no persons in group quarters unless preceded by asterisk; one asterisk (*) denotes less than 10 percent; two asterisks (**), 10 percent or more]

Blocks within census tracts	Total population	All housing units by condition and plumbing									Occupied housing units							
		Total	Sound			Deteriorating			Dilapidated	Owner occupied			Renter occupied			Occupied by non-white	1.01 or more persons per room	
			Total	With all plumbing facilities	Lacking some or all facilities	Total	With all plumbing facilities	Lacking some or all facilities		Total	Average value (dollars)	Average number of rooms	Total	Average contract rent (dollars)	Average number of rooms			
								With flush toilet										No. flush toilet
34...	132	80	76	71	5	3	3	1	22	36000	7.4	41	115	3.4	1	...
35...	217	105	80	80	...	25	23	2	4	99	137	4.4
36...	179	176	176	176	3	122	98	2.6	...	6
37...	241	127	127	127	5	34000	10.6	114	136	4.2
38...	**124	20	20	6	14	4	16	60	1.6
40...	87	47	42	42	5	40	177	4.8	...	2
41...	*126	55	43	42	1	12	5	2	5	...	12	...	5.7	40	130	4.9
42...	82	40	40	40	39	149	4.3	...	3
43...	107	46	46	44	2	7	...	5.7	37	116	4.8	...	1
44...	105	68	67	60	7	3	61	92	3.0	...	3
45...	18	12	12	11	1	11	92	3.0
46...	159	116	116	116	1	115	75	2.6	...	1
47...	**258	130	119	108	11	11	1	10	6	...	6.7	117	103	3.4	...	1
48...	*240	144	139	135	4	5	23000	5.5	109	129	3.7	2	3
49...	65	41	41	25	16	41	54	2.8
50...	**25	4
51...	19	7	7	7	5	...	7.6	2
52...	116	37	37	37	17	26000	7.8	20	163	5.2
57...	9	9	5	5	...	4	4	8	79	3.3	2	...
59...	86	29	29	24	5	15	26000	8.1	14	155	3.4	1	...
OPV-134.	*4130	1209	1191	1189	2	16	16	2	925	30000	7.9	273	134	4.8	6	16
1...	114	31	31	31	30	28000	7.3	1
2...	91	24	24	24	23	28000	7.3	1
3...	81	27	27	27	27	27000	7.3
4...	90	26	26	26	26	30000	7.3	1	...
5...	103	26	26	26	26	27000	7.2	2	...
6...	98	26	26	26	26	27000	7.3
7...	100	26	26	26	24	29000	7.0	2	1
8...	83	25	25	24	1	24	28000	7.1	1
9...	79	26	26	26	26	24000	6.5
10...	174	54	54	54	46	25000	7.0	7	100	5.6	...	1
11...	26	8	8	8	8	27000	8.3
12...	76	24	24	24	22	35000	8.3	1
13...	48	11	11	11	11	34000	8.8
14...	72	19	19	19	19	33000	8.2
15...	52	13	13	13	13	32000	9.2	1
16...	79	18	18	18	17	31000	8.1	1	1
17...	105	30	30	30	29	25000	7.3	1
18...	73	24	24	24	22	27000	7.5	2
19...	84	25	25	25	24	31000	7.8	1
20...	70	18	18	18	17	31000	8.2	1
21...	46	13	13	13	11	42000	9.7	2
22...	18	5	5	5	5	42000	11.0
23...	74	20	19	19	...	1	1	19	39000	9.3	1	1	1
24...	94	27	27	27	25	25000	7.6	2
25...	110	27	27	27	23	26000	7.4	4
26...	66	21	17	17	...	4	4	19	31000	7.4	2
27...	*490	19	18	18	...	1	1	15	28000	8.1	4	1	...
28...	78	18	17	17	...	1	1	15	39000	9.3	3	1	...
29...	49	16	16	16	12	41000	10.1	2
30...	65	14	14	14	11	42000	11.0	3	1	...
31...	74	19	19	19	17	37000	8.7	2
32...	82	23	23	23	21	29000	8.4	2
33...	85	22	22	22	22	26000	7.3	1
34...	62	18	18	18	18	24000	7.3
35...	82	20	20	20	19	29000	8.2	1
36...	44	14	12	12	...	2	2	12	37000	8.3	1
37...	31	9	9	9	6	42000	9.3	3
38...	24	7	7	7	7	42000	8.9
39...	4	2
40...	*330	140	133	133	...	6	6	1	36	29000	6.4	100	142	4.2	1	2
41...	*161	42	41	40	1	1	1	33	27000	8.6	9	144	6.4	...	1
42...	105	37	37	37	13	36000	8.2	24	178	5.0
43...	*64	13	13	13	9	37000	10.0	4
44...	64	16	16	16	14	37000	8.8	2
45...	60	17	17	17	14	35000	8.7	3	1	1
46...	80	21	21	21	17	30000	8.0	3
47...	77	21	20	20	1	18	23000	7.3	2	1
48...	64	18	18	18	14	28000	8.8	4
54...	179	68	68	68	2	66	98	4.5	...	2
55...	70	21	21	21	17	29000	8.1	4
OPV-135.	*4494	1575	1556	1542	14	18	14	4	...	1	587	22000	6.9	969	104	4.2	6	38
1...	114	40	40	40	20	21000	6.3	20	95	4.3	2	1
2...	154	64	64	64	21	21000	5.9	42	96	4.5	...	1
3...	169	64	58	58	...	6	3	4	28	20000	6.0	35	108	3.5	...	4
4...	104	33	30	29	1	3	3	20	23000	6.4	13	78	4.8	...	1
5...	106	40	39	39	...	1	1	18	20000	6.6	21	101	4.9	...	1
6...	127	55	55	55	19	21000	7.3	35	146	2.6
7...	89	22	22	22	15	22000	7.8	7	134	5.9
8...	80	26	26	26	22	19500	6.9	4
9...	214	88	87	87	...	1	1	18	22000	6.3	69	118	4.1	1	1
10...	93	25	25	25	21	20000	6.9	4	3
11...	306	127	127	127	22	18000	6.4	105	95	4.0	...	3
12...	199	78	78	78	10	19000	7.0	67	89	4.0	...	3

City Block Characteristics

Table 2.—CHARACTERISTICS OF HOUSING UNITS, BY BLOCKS: 1960—Con.

["Total population" contains no persons in group quarters unless preceded by asterisk: one asterisk (*) denotes less than 10 percent; two asterisks (**), 10 percent or more]

Blocks within census tracts	Total population	All housing units by condition and plumbing									Occupied housing units							
		Total	Sound			Deteriorating			Dilapidated	Owner occupied			Renter occupied			Occupied by non-white	1.01 or more persons per room	
			Total	With all plumbing facilities	Lacking some or all facilities	Total	With all plumbing facilities	Lacking some or all facilities		Total	Average value (dollars)	Average number of rooms	Total	Average contract rent (dollars)	Average number of rooms			
								With flush toilet										No flush toilet
13...	176	76	74	72	2	2	2	10	21000	5.8	63	101	4.1	...	2
14...	74	23	23	23	23	18000	6.8	1
15...	85	22	22	22	20	27000	8.0	2
16...	54	18	18	18	15	24000	7.7	2
17...	118	26	26	26	18	23000	7.5	8	117	6.0	...	3
18...	48	16	16	16	16	23000	7.3
19...	62	23	22	22	1	...	9	...	7.8	13	107	5.4
20...	76	23	23	23	15	23000	7.9	7	93	5.3
21...	28	8	8	8	6	24000	7.2	2
22...	73	18	18	18	14	27000	7.4	4	1
23...	76	27	27	27	19	24000	6.5	8	132	5.5
24...	72	26	26	26	24	20000	6.9	2
25...	38	12	12	12	9	22000	7.4	3
26...	*558	246	244	244	...	2	2	10	24000	6.6	234	103	3.9	...	7
27...	261	86	84	84	...	2	2	29	21000	6.8	57	107	4.2	2	2
28...	136	50	49	49	...	1	1	33	21000	6.8	14	119	4.5
29...	111	34	34	34	23	24000	7.0	10	105	4.9
30...	148	50	50	50	26	24000	7.0	24	90	4.2	1	2
31...	118	39	39	28	11	18	22000	7.9	20	80	3.7	...	1
32...	*199	81	81	81	14	29000	7.5	67	106	4.4	...	3
33...	7	2
36...	4	1
40...	13	5	5	5	5	83	5.8
50...	**204	1
OPV-136.	*4564	1879	1857	1826	31	21	21	1	461	23000	6.8	1335	111	4.0	3	38
1...	309	209	207	187	20	2	2	10	22000	5.3	156	120	2.8	1	8
2...	186	79	74	74	...	5	5	22	20000	6.4	52	89	4.2	...	1
3...	158	62	62	58	4	23	20000	6.4	36	98	4.1	...	2
4...	181	83	80	80	...	2	2	1	17	17500	6.1	66	90	4.0	...	1
5...	235	98	96	96	...	2	2	18	23000	7.1	77	104	4.0	...	2
6...	90	25	24	23	1	1	1	19	22000	7.1	6	200	4.0	1	3
7...	96	31	31	31	29	24000	7.5	2	1
8...	69	23	23	23	23	23000	6.7	1
9...	109	46	45	41	4	1	1	15	20000	7.3	29	90	3.9	...	2
10...	96	37	37	37	16	24000	6.1	21	108	5.1
11...	91	21	19	19	...	2	2	19	25000	7.6	2	1
12...	171	80	80	80	16	24000	6.7	64	117	4.1	...	1
13...	*305	137	137	135	2	34	18500	6.1	100	117	3.6	...	1
14...	*217	67	65	65	...	2	2	23	24000	8.0	42	131	5.0
15...	218	81	79	79	...	2	2	31	23000	6.9	47	112	4.9	...	1
16...	150	53	52	52	...	1	1	32	22000	7.3	19	117	4.4
17...	220	82	82	82	24	28000	6.9	56	123	4.2	...	1
18...	297	116	115	115	...	1	1	17	31000	6.8	98	108	3.9	...	5
19...	55	26	26	26	3	22	91	3.8	1	1
20...	300	130	130	130	12	28000	7.2	116	105	4.1	...	2
21...	297	114	114	114	12	26000	6.2	101	109	4.3	...	2
22...	352	152	152	152	16	26000	5.7	129	120	4.7	...	2
23...	*226	78	78	78	22	26000	6.9	55	107	4.4
24...	**136	49	49	49	8	27000	6.0	39	114	4.3	...	1
OPV-137.	*3509	1365	1285	1231	54	53	21	31	1	27	387	26000	7.6	917	122	3.8	2	39
1...	130	51	51	48	3	18	24000	8.2	32	97	3.2	...	1
2...	162	47	45	45	...	1	1	1	18	25000	7.8	29	100	4.4	...	1
3...	148	58	58	58	13	22000	6.5	45	139	5.0
4...	209	70	63	63	7	20	3	17	18	26000	7.7	64	100	2.8	...	3
5...	137	55	44	34	10	11	5	6	14	30000	6.9	39	85	3.0	...	3
6...	*79	37	24	17	7	13	7	5	1	...	7	...	5.9	27	97	3.1	...	3
7...	*235	122	122	117	5	12	26000	8.1	107	125	2.8	...	2
8...	82	25	25	20	5	17	29000	8.9	8	58	1.5	...	1
9...	117	37	36	36	...	1	1	22	26000	8.0	13	95	5.4	...	1
10...	108	27	27	27	24	27000	8.2	3	1
11...	135	27	27	27	24	27000	8.4	3	2
12...	102	28	28	28	22	25000	8.0	4
13...	84	26	26	26	14	24000	7.1	11	168	5.8	1	...
14...	180	53	53	53	17	29000	8.4	36	103	4.4	...	1
15...	136	48	47	46	1	1	1	18	26000	8.4	30	137	4.2	1	1
16...	105	34	34	34	18	25000	7.5	14	155	5.2	...	1
17...	*142	50	48	48	...	2	1	1	31	24000	7.3	16	132	3.4	...	2
18...	176	88	88	78	10	20	28000	7.0	62	136	3.5	...	3
19...	147	85	84	84	1	6	24000	7.5	77	198	3.2	...	1
20...	174	91	63	57	6	3	1	2	...	25	9	...	6.4	74	93	3.1	...	5
21...	258	110	109	109	...	1	1	10	27000	6.6	97	123	4.5	...	1
22...	**187	59	59	59	4	51	99	4.6	...	3
23...	126	53	53	53	14	25000	7.4	33	135	4.5	...	2
24...	150	64	64	64	17	24000	5.8	42	124	4.1	...	1
OPV-138.	*5752	2760	2470	2368	102	241	136	105	...	49	366	25000	6.5	2233	111	3.7	7	69
1...	144	74	69	69	...	2	2	8	...	6.1	65	92	3.3	...	1
2...	*151	51	44	44	...	7	4	14	...	5.7	36	112	4.3	...	1
3...	116	64	46	24	22	17	4	3	1	...	5.6	41	69	2.5	...	1
4...	285	155	92	87	5	62	44	18	6	...	4.3	142	100	3.4	1	7
5...	186	81	53	53	...	28	19	9	4	75	110	4.1	2	2
6...	214	163	147	116	31	16	14	2	2	154	113	2.3	...	4
7...	127	52	34	33	1	18	2	16	5	...	6.8	45	83	3.4	...	4
8...	*169	86	60	53	7	23	3	20	25	24000	5.5	59	75	2.6	...	3

Table 2.—CHARACTERISTICS OF HOUSING UNITS, BY BLOCKS: 1960—Con.

["Total population" contains no persons in group quarters unless preceded by asterisk; one asterisk (*) denotes less than 10 percent; two asterisks (**), 10 percent or more]

Blocks within census tracts	Total population	All housing units by condition and plumbing								Occupied housing units								
		Total	Sound			Deteriorating			Dilapidated	Owner occupied			Renter occupied			Occupied by non-white	1.01 or more persons per room	
			Total	With all plumbing facilities	Lacking some or all facilities	Total	With all plumbing facilities	Lacking some or all facilities		Total	Average value (dollars)	Average number of rooms	Total	Average contract rent (dollars)	Average number of rooms			
9...	**468	171	162	162	...	8	1	7	...	1	16	27000	5.3	154	135	4.6
10...	*339	169	166	164	2	3	3	17	25000	7.8	151	114	3.5	...	1
11...	104	60	57	57	...	1	1	2	18	25000	6.9	23	123	5.2
12...	298	150	140	134	6	10	6	4	24	19500	5.9	110	89	3.4	...	7
13...	169	88	50	45	5	8	8	17	21000	7.8	38	99	4.5	...	3
14...	*153	60	59	53	6	1	1	15	22000	7.5	40	121	4.0	...	3
15...	257	147	147	145	2	14	26000	7.0	130	114	3.4	1	...
16...	315	115	115	115	17	22000	7.4	98	107	4.4	...	5
17...	43	18	17	12	5	1	1	9	...	5.8	9	81	3.2
18...	179	74	67	67	...	6	3	3	...	1	21	29000	6.7	51	87	3.6	...	3
19...	342	196	194	194	...	1	1	1	21	28000	6.1	162	132	3.5	...	3
20...	349	185	175	175	...	10	6	4	10	...	6.9	158	120	3.9	2	1
21...	130	58	30	27	3	9	7	2	...	19	6	...	6.2	45	118	3.5	...	4
22...	32	23	13	13	10	3	16	124	3.1
23...	330	153	144	144	...	2	2	7	8	33000	6.4	138	124	4.3	1	5
24...	205	77	72	72	...	5	1	4	22	26000	6.5	52	131	4.6	...	3
25...	95	66	66	61	5	13	29000	7.8	32	125	2.9	...	1
26...	213	83	80	80	...	3	3	14	26000	6.8	67	109	4.2	...	3
27...	186	86	86	86	12	25000	7.1	74	109	4.1	...	1
28...	153	85	85	83	2	8	25000	7.4	71	108	3.8	...	2
OPV-139.	*6421	1917	1828	1821	7	86	83	3	...	3	1275	20000	6.6	604	103	4.1	4	80
1...	152	42	41	41	...	1	1	29	18000	6.0	13	108	4.9	1	4
2...	139	33	33	33	27	20000	6.5	4	1	3
3...	94	27	22	22	...	5	5	20	19500	6.6	7	121	6.0
4...	120	48	37	37	...	11	11	25	19000	6.4	20	86	3.8	...	1
5...	78	23	17	17	...	6	6	20	21000	6.7	2
6...	106	32	30	30	...	2	2	19	19500	6.5	13	117	5.2	...	1
7...	101	29	28	28	...	1	1	22	20000	6.3	6	108	3.7	...	1
8...	41	14	14	14	13	17500	6.4	1
9...	73	17	17	17	13	22000	6.9	2	1
10...	89	24	24	24	22	22000	7.0	2
11...	65	16	16	16	15	20000	7.3	2
12...	75	24	24	24	12	20000	6.6	11	109	4.8
13...	75	39	39	39	16	16500	5.8	23	110	3.3
14...	**110	7	7	7	1	6	69	4.0	2	...
15...	80	31	31	31	6	21000	4.7	24	121	3.6	...	2
16...	**87	26	26	26	9	23000	6.1	14	111	4.3	...	2
17...	*85	27	27	27	16	21000	5.9	9	112	4.7
18...	69	23	23	23	23	21000	6.1
19...	104	30	30	30	23	20000	6.3	7	109	4.7	...	2
20...	72	16	16	16	16	21000	7.3	1
21...	83	19	19	19	18	25000	8.2	1
22...	85	19	19	19	18	21000	7.2	1	3
23...	62	20	19	19	...	1	1	18	19000	6.4	2
24...	92	28	28	28	23	22000	7.0	5	108	4.8
25...	59	16	15	15	...	1	1	14	22000	6.8	2
26...	109	29	29	29	25	21000	6.8	4	1
27...	111	33	29	29	...	4	4	30	20000	6.7	3	1
28...	153	39	38	38	...	1	1	35	19000	6.4	3	3
29...	130	32	32	32	27	20000	7.0	3	3
30...	113	31	31	31	28	21000	6.8	3	2
31...	142	39	38	38	...	1	1	37	20000	6.5	2	3
32...	107	29	29	29	25	23000	6.8	1	1
33...	126	33	31	31	...	2	2	30	22000	6.7	3
34...	195	64	44	44	...	20	20	28	22000	6.6	35	92	4.1	...	3
35...	112	28	27	27	...	1	1	26	24000	7.3	2
36...	129	39	36	36	...	3	3	32	19500	6.5	6	96	3.5	...	1
37...	113	37	32	32	...	3	3	2	23	20000	6.3	14	107	5.2	...	1
38...	95	35	34	34	...	1	1	20	17000	6.4	15	65	3.1	...	1
39...	88	21	21	21	20	22000	7.3	1	1
40...	87	20	19	19	...	1	1	20	23000	7.7	1
41...	60	16	16	16	13	23000	7.2	1
42...	70	20	20	20	19	19500	7.1	1
43...	74	25	25	25	19	20000	6.8	4
44...	109	33	33	30	3	17	24000	6.4	16	146	4.6	...	2
45...	64	22	22	22	15	16000	5.6	7	91	4.3	...	1
46...	149	57	57	57	23	21000	6.3	33	93	3.9	...	1
47...	80	29	29	29	26	19000	6.0	3
48...	126	35	35	35	32	19000	6.7	3	1
49...	94	25	25	25	23	20000	6.9	1
50...	116	31	31	31	31	22000	7.7	1
51...	149	44	42	42	...	2	2	38	19000	6.2	6	83	5.2	...	4
52...	121	34	34	34	19	18000	5.9	14	101	4.6	...	1
53...	51	16	16	16	14	17000	5.9	2
54...	113	49	31	30	1	18	15	3	9	18000	6.4	40	75	3.0	...	3
55...	159	67	67	67	10	30000	5.4	57	103	4.2	...	2
56...	125	38	37	35	2	1	1	28	20000	6.3	10	75	4.3	...	3
57...	255	92	91	90	1	1	28	19500	6.6	62	93	3.7	...	6
58...	*144	51	51	51	11	18500	6.4	40	94	3.4	...	5
59...	**155	31	31	31	28	20000						

City Block Characteristics

Table 2.—CHARACTERISTICS OF HOUSING UNITS, BY BLOCKS, 1960—Con.

["Total population" contains no persons in group quarters unless preceded by asterisk; one asterisk (*) denotes less than 10 percent; two asterisks (**), 10 percent or more]

Blocks within census tracts	Total population	All housing units by condition and plumbing									Occupied housing units							
		Total	Sound		Deteriorating			Dilapidated	Owner occupied			Renter occupied			Occupied by non-white	1.01 or more persons per room		
			Total	With all plumbing facilities	Lacking some or all facilities	Total	With all plumbing facilities		Lacking some or all facilities		Total	Average value (dollars)	Average number of rooms	Total			Average contract rent (dollars)	Average number of rooms
									With flush toilet	No flush toilet								
3...	110	30	27	27	...	3	2	1	24	16500	6.3	6	82	4.0	1	3
4...	81	28	27	27	...	1	1	25	17000	6.4	2
5...	116	34	33	33	...	1	1	28	16500	6.5	6	98	5.0	...	1
6...	123	37	37	37	31	18500	6.3	5	87	4.4
7...	177	65	62	62	...	3	3	35	19000	6.0	30	128	3.4	...	2
8...	214	86	71	71	...	15	15	25	...	5.8	61	93	4.4	...	1
9...	97	21	20	20	...	1	1	21	24000	7.7	3	
10...	116	22	21	21	...	1	1	21	25000	8.0	1	4	
11...	129	27	21	21	...	6	6	24	23000	7.9	3	2	
12...	114	28	23	23	...	5	5	28	23000	6.9	
14...	129	45	27	27	...	18	18	35	17500	6.0	7	115	4.0	...	3
15...	165	49	34	34	...	13	13	2	31	18500	6.0	18	102	4.9	...	3
16...	159	43	43	42	1	31	18500	6.2	12	88	5.2	...	1
17...	124	37	37	37	32	17500	6.3	5	100	4.8	...	8
18...	142	35	35	35	29	18000	6.6	6	115	4.8	...	2
19...	111	30	30	30	30	19000	6.7	5	
20...	249	77	77	77	28	20000	6.4	48	122	4.7	...	4
21...	289	116	116	116	22	20000	6.2	94	120	4.1	...	1
22...	120	32	32	32	30	23000	7.0	2	3	
23...	140	37	37	37	32	19000	6.5	5	93	5.0
24...	124	32	32	32	31	19500	6.6	1	2	
25...	126	35	35	35	34	21000	6.6	1
26...	138	35	35	35	28	20000	6.8	7	105	4.4	...	2
27...	69	22	19	19	...	3	3	16	19000	6.4	5	86	5.2
28...	126	36	36	36	33	17500	6.4	3	2	
29...	130	29	29	29	25	21000	7.6	4	1	
30...	201	47	45	43	2	2	2	36	22000	7.6	11	93	4.0	...	5
31...	*142	30	30	30	21	21000	7.7	9	89	4.4	...	2
32...	85	25	25	25	24	21000	7.6	1
33...	120	36	36	36	25	18500	6.6	11	111	4.5	1	...
34...	160	40	38	38	...	2	2	32	19500	6.6	7	98	4.7	...	2
35...	152	41	39	35	4	2	2	33	18000	6.4	8	73	3.5	...	2
36...	126	39	39	39	29	17500	6.0	9	106	5.3	...	1
37...	128	46	46	46	22	17000	6.5	23	79	4.4	...	1
38...	144	44	42	42	...	2	2	31	17000	6.4	13	113	4.7	...	3
39...	159	49	49	49	23	19000	6.8	22	109	3.8	...	3
40...	198	80	79	79	1	15	19500	6.9	57	129	4.5
OPV-141.	5832	1953	1883	1872	11	64	64	6	1119	17000	5.9	798	94	3.9	4	85
1...	215	90	90	89	1	8	18500	7.0	80	97	3.8	1	2
2...	241	115	113	113	2	15	17000	5.9	94	91	3.2	...	1
3...	186	66	66	64	2	16	16000	5.6	48	109	4.0	...	4
4...	116	39	38	38	...	1	1	11	19000	5.6	27	101	4.4	...	4
9...	125	61	60	60	...	1	1	5	...	5.4	55	81	3.1	...	3
10...	33	19	19	19	2	17	85	2.8	...	1
11...	27	14	13	13	...	1	1	1	13	92	3.1
18...	187	66	64	64	...	2	2	48	16500	6.1	15	97	3.5	...	3
19...	150	49	40	39	1	9	9	41	16000	5.8	8	99	5.3	...	3
20...	136	40	39	39	...	1	1	36	14500	5.5	4	1	
21...	146	47	47	47	46	15000	5.5	1	2	
22...	105	35	35	35	32	17000	5.4	3	1	
23...	89	26	26	26	20	16000	6.1	5	97	4.4
25...	150	47	47	47	26	18000	5.8	20	113	4.7	...	5
26...	169	52	52	52	21	18000	5.9	29	103	4.9	...	4
27...	244	116	114	114	...	2	2	15	17500	5.1	100	90	3.6	...	5
28...	175	69	65	65	...	3	3	1	28	16500	5.8	39	91	4.4	...	2
29...	142	37	37	37	32	18000	6.0	5	3	
30...	133	39	37	37	...	2	2	34	18000	5.5	5	1	
31...	169	44	42	42	...	1	1	1	31	17000	6.0	13	90	5.8	...	2
32...	144	34	34	34	30	16500	5.9	3	5	
33...	140	44	42	42	...	1	1	1	38	15500	5.8	6	83	4.5	1	...
34...	129	40	38	38	...	2	2	29	17000	5.9	10	75	4.4	...	1
35...	53	13	12	12	1	12	17000	6.1	1	2	
36...	135	37	36	36	...	1	1	36	18000	6.4	1	3	
37...	144	37	36	36	...	1	1	35	17000	6.2	2
38...	104	30	29	29	...	1	1	27	17500	6.2	3	2	
39...	149	44	42	42	...	2	2	35	16500	6.0	9	99	5.9	...	1
40...	136	37	35	35	...	1	1	1	32	16000	6.0	5	250	4.6	...	2
41...	144	39	34	34	...	5	5	36	16500	6.1	3	1	
42...	88	28	25	25	...	3	3	26	17000	5.6	1	2	
43...	89	28	28	28	26	15500	6.2	2	1	
44...	113	31	31	31	28	17000	6.2	2	1	
45...	111	37	34	34	...	3	3	31	18500	5.8	5	84	4.4	...	1
46...	103	35	33	33	...	1	1	1	30	16500	5.9	4
47...	150	37	37	37	28	18500	6.1	8	78	4.6	...	3
48...	154	62	59	56	3	3	3	32	17500	6.3	29	76	2.2	...	2
49...	134	38	34	34	...	4	4	25	17500	5.8	13	104	5.2
50...	187	55	47	47	...	8	8	28	19000	6.1	26	101	4.2	...	2
51...	188	82	81	81	...	1	1	24	17500	6.1	54	91	4.2	...	1
52...	123	37	35	33	2	2	2	18	17000	5.7	19	94	4.2	1	2
56...	32	30	30	30	...	2	2	22	17000	6.1	9	83	5.3	...	2
57...	77	25	25	25	23	17500	5.9	2
OPV-142.	*5341	1692	1640	1632	8	50	46	4	...	2	1064	19000	6.3	608	100	4.2	3	74
8...	3	2
9...	*129	37	37	37	33	16500	6.1	4	3

Table 2. — CHARACTERISTICS OF HOUSING UNITS, BY BLOCKS: 1960—Con.

["Total population" contains no persons in group quarters unless preceded by asterisk; one asterisk (*) denotes less than 10 percent; two asterisks (**). 10 percent or more]

Blocks within census tracts	Total population	All housing units by condition and plumbing								Occupied housing units								
		Sound				Deteriorating				Dilapidated	Owner occupied			Renter occupied			Occupied by non-white	1.01 or more persons per room
		Total	With all plumbing facilities	Lacking some or all facilities	Total	With all plumbing facilities	Lacking some or all facilities		Total		Average value (dollars)	Average number of rooms	Total	Average contract rent (dollars)	Average number of rooms			
					With flush toilet	No flush toilet												
10...	86	29	29	29	26	19000	6.3	3	
11...	109	35	35	35	24	18500	6.7	10	102	4.9	
12...	194	63	63	60	3	25	19000	6.8	38	110	3.8	
13...	119	31	31	31	31	18500	6.5	
14...	136	52	52	52	30	18000	6.2	22	91	3.7	
15...	97	27	26	26	...	1	1	12	23000	6.1	15	97	4.6	2	...	
16...	171	85	85	83	2	8	23000	5.9	77	92	3.3	
17...	132	51	50	49	1	1	1	12	18000	6.0	38	103	3.8	
18...	193	70	70	70	8	18000	6.8	62	92	4.5	
19...	20	9	9	9	9	18000	5.2	
20...	123	32	32	32	26	17500	6.2	5	130	6.8	
21...	143	33	33	33	31	18500	6.9	2	
22...	143	36	36	36	29	20000	6.5	7	92	5.0	
23...	142	52	52	52	28	20000	6.2	23	99	4.1	
24...	196	77	77	77	23	19500	6.3	52	96	4.0	
25...	124	39	33	33	...	6	6	31	19500	6.8	7	98	4.6	
26...	102	30	29	29	...	1	1	27	18000	6.4	3	
27...	138	34	33	33	...	1	1	32	19000	6.7	2	
28...	122	33	32	32	...	1	1	28	19500	6.9	3	
29...	123	36	36	36	33	20000	6.6	3	
30...	172	41	41	41	28	20000	6.4	13	110	4.5	
31...	6	
32...	61	18	18	18	17	21000	6.5	1	
33...	106	30	30	30	28	22000	6.8	2	
34...	115	31	30	30	...	1	1	30	19000	7.2	1	
35...	116	39	38	38	...	1	1	32	19500	6.3	6	101	3.8	
36...	110	29	29	29	28	18500	6.3	1	
37...	143	52	45	45	...	7	4	3	...	31	21000	6.4	21	118	4.5	
38...	156	57	40	38	2	17	17	35	19500	6.0	20	97	5.0	
39...	105	29	29	29	28	19500	6.6	
40...	99	32	32	32	28	18500	6.0	3	
41...	127	37	34	34	...	3	3	27	18500	6.0	10	76	4.4	
42...	121	33	32	32	...	1	1	28	18000	6.1	5	117	4.6	
43...	134	41	36	36	...	3	2	1	...	28	17500	5.4	13	79	4.5	
45...	202	77	75	75	...	2	2	16	19000	6.2	60	98	4.1	
46...	161	55	55	55	24	18500	6.0	30	103	3.7	
47...	126	36	35	35	...	1	1	26	17500	6.2	9	137	4.4	
48...	175	55	54	54	...	1	1	29	19000	6.1	25	105	4.1	
49...	111	32	31	31	...	1	1	26	19000	6.2	5	186	4.2	
50...	101	26	25	25	...	1	1	25	19500	6.5	1	
51...	42	15	15	15	13	19500	5.9	2	
52...	107	30	30	30	27	21000	5.9	2	

U.S. CENSUS OF HOUSING: 1960

Series HC(3)-143

CITY BLOCKS

Peoria, Ill.

Prepared under the supervision of
WAYNE F. DAUGHERTY, Chief
Housing Division




U.S. DEPARTMENT OF COMMERCE

Luther H. Hodges, Secretary

BUREAU OF THE CENSUS

Richard M. Scammon, Director (From May 1, 1961)

Robert W. Burgess, Director (To March 3, 1961)





BUREAU OF THE CENSUS

RICHARD M. SCAMMON, *Director* (From May 1, 1961)

ROBERT W. BURGESS, *Director* (To March 3, 1961)

A. ROSS ECKLER, *Deputy Director*
HOWARD C. GRIEVES, *Assistant Director*
CONRAD TAEUBER, *Assistant Director*
MORRIS H. HANSEN, *Assistant Director for Statistical Standards*
CHARLES B. LAWRENCE, JR., *Assistant Director for Operations*
WALTER L. KEHRES, *Assistant Director for Administration*
CALVERT L. DEDRICK, *Chief, International Statistical Programs Office*
A. W. VON STRUVE, *Acting Public Information Officer*

Housing Division—

WAYNE F. DAUGHERTY, *Chief*
DANIEL B. RATHBUN, *Assistant Chief*
BEULAH WASHBAUGH, *Special Assistant*
MILTON D. LIEBERMAN, *Chief, Coordination and Research*

Decennial Operations Division—GLEN S. TAYLOR, *Chief*
Electronic Systems Division—ROBERT F. DRURY, *Chief*
Field Division—JEFFERSON D. MCPHIE, *Chief*
Geography Division—WILLIAM T. FAY, *Chief*
Population Division—HOWARD G. BRUNEMAN, *Chief*
Statistical Methods Division—JOSEPH STEINBERG, *Chief*

Library of Congress Card Number: A61-9347

SUGGESTED CITATION

U.S. Bureau of the Census. *U.S. Census of Housing: 1960. Vol. III, City Blocks.*
Series HC(3), No. 143.
U.S. Government Printing Office, Washington, D.C., 1961.

For sale by the Superintendent of Documents, U.S. Government Printing Office, Washington 25, D.C.
or any of the Field Offices of the Department of Commerce—Price 25 cents.

Table 1.—CHARACTERISTICS OF HOUSING UNITS, FOR THE CITY: 1960

Subject	Number	Percent	Subject	Number	Percent
All housing units	35,489	100.0	Occupied housing units—Con.		
CONDITION AND PLUMBING			COLOR		
Sound	28,982	81.7	White	31,211	92.8
With all plumbing facilities	26,858	75.7	Nonwhite	2,431	7.2
Lacking some or all facilities	2,124	6.0	PERSONS PER ROOM		
Deteriorating	4,815	13.6	1.00 or less	30,564	90.9
With all plumbing facilities	3,351	9.4	1.01 or more	3,078	9.1
Lacking some or all facilities	1,464	4.1	AVERAGE NUMBER OF ROOMS		
With flush toilet	1,439	4.1	Owner occupied	5.5	...
No flush toilet	25	0.1	Renter occupied	3.6	...
Dilapidated	1,692	4.8	VALUE AND RENT		
Occupied housing units	33,642	100.0	Average value	13,000	...
TENURE			Average contract rent	62	...
Owner occupied	19,056	56.6			
Renter occupied	14,586	43.4			

NOTE.—On the map for Peoria approximately 1,420 blocks are identified.

Table 2.—CHARACTERISTICS OF HOUSING UNITS, BY BLOCKS: 1960

["Total population" contains no persons in group quarters unless preceded by asterisk; one asterisk (*) denotes less than 10 percent; two asterisks (**), 10 percent or more]

Blocks within census tracts	Total population	All housing units by condition and plumbing								Occupied housing units								
		Total	Sound			Deteriorating			Dilapidated	Owner occupied			Renter occupied			Occupied by non-white	1.01 or more persons per room	
			Total	With all plumbing facilities	Lacking some or all facilities	Total	With all plumbing facilities	Lacking some or all facilities		With flush toilet	No flush toilet	Total	Average value (dollars)	Average number of rooms	Total			Average contract rent (dollars)
1.....	*3211	1122	1005	969	36	77	52	22	3	40	343	8000	5.2	615	49	3.9	5	180
6.....	17	5	1	1	...	2	1	1	...	2	3	2
10.....	222	102	71	62	9	7	3	4	...	24	45	9000	5.8	37	51	2.8	2	3
11.....	94	27	27	27	19	10000	5.7	6	60	4.8	...	2
12.....	*1342	473	473	471	2	11	6500	4.5	357	46	4.0	1	102
13.....	71	25	20	20	...	3	2	1	...	2	18	7500	4.6	6	57	3.7	...	2
14.....	58	18	15	15	...	3	3	16	9000	6.3	2
15.....	82	26	20	19	1	5	3	2	...	1	18	8500	4.4	7	57	4.0	...	3
16.....	73	27	23	23	...	4	3	1	19	9000	4.7	6	54	4.0	...	2
17.....	104	27	17	17	...	6	8	2	22	8000	5.1	5	56	4.2	...	5
18.....	108	36	27	24	3	7	6	1	...	2	22	7000	4.8	13	57	4.2	...	4
19.....	78	26	19	17	2	7	6	1	22	7000	5.1	3	2
20.....	75	30	25	24	1	5	2	3	22	7500	5.0	7	37	3.4	1	2
21.....	200	78	76	76	...	2	2	2	61	57	3.7	...	13
22.....	178	58	58	58	48	46	4.1	1	18
24.....	3	1
25.....	53	17	13	11	2	2	1	1	...	2	8	9500	5.9	7	54	3.7	...	3
26.....	3	1
27.....	68	24	23	21	2	1	1	18	7500	5.3	6	50	4.0
28.....	44	13	10	9	1	1	1	2	10	6500	5.1	3
29.....	45	13	10	8	2	3	3	9	6500	5.1	3
30.....	116	37	31	23	8	5	4	1	...	1	24	7500	5.1	13	61	3.5
31.....	60	18	17	17	...	1	1	11	9000	5.5	6	64	4.5
32.....	*50	12	6	6	...	5	2	3	...	1	6	...	4.0	6	69	4.0	...	4
33.....	46	19	18	16	2	1	1	...	12	9500	4.8	6	...	3.0	...	3
34.....	19	7	3	2	1	4	1	3	3	4	1
35.....	1	1
37.....	1	1
2.....	4040	1252	1120	1099	21	114	98	16	...	18	685	9500	4.9	527	47	4.0	...	19
1.....	75	21	20	20	...	1	1	18	8500	5.2	3
2.....	118	32	25	25	...	2	1	1	...	5	26	7500	5.1	5	54	4.0
3.....	39	13	13	13	13	12000	4.3
4.....	43	18	12	12	...	2	...	2	...	4	13	12500	4.4	3	2
5.....	54	16	16	16	14	16500	4.9	1	1
6.....	87	24	20	20	...	3	3	1	18	9000	5.0	5	71	5.8	...	5
7.....	83	30	28	28	...	1	...	1	...	1	20	8500	5.2	10	63	4.6
8.....	92	27	24	22	2	2	2	1	25	10000	5.2	2	7
9.....	87	32	28	27	1	4	2	2	25	9500	4.8	6	46	3.5	...	1
10.....	32	12	9	9	...	2	2	1	9	8500	5.2	3	1
11.....	67	22	20	19	1	2	1	1	17	7500	5.4	5	...	3.0	...	1
12.....	51	16	15	15	...	1	1	14	8500	5.6	2
13.....	45	15	15	15	12	9000	4.6	3	2
14.....	87	34	30	27	3	4	4	19	7000	4.9	14	56	3.9	...	2
15.....	99	34	34	32	2	22	8500	4.9	10	68	4.1	...	2
16.....	92	31	29	28	1	2	2	24	8500	5.1	7	54	5.0
17.....	108	29	24	23	1	5	5	21	9500	5.4	8	52	4.6
18.....	42	15	15	15	14	10000	4.4	1
19.....	88	22	20	19	1	2	1	1	20	7500	4.4	2	5
20.....	89	31	24	24	...	7	7	26	8000	4.8	5	64	4.2	...	3
21.....	86	28	23	22	1	5	5	25	8500	5.0	3	2
22.....	71	21	16	15	1	5	1	4	15	11000	5.3	5	59	3.6	...	1

City Block Characteristics

Table 2.—CHARACTERISTICS OF HOUSING UNITS, BY BLOCKS: 1960—Con.

["Total population" contains no persons in group quarters unless preceded by asterisk; one asterisk (*) denotes less than 10 percent; two asterisks (**), 10 percent or more]

Blocks within census tracts	Total population	All housing units by condition and plumbing									Occupied housing units								
		Total	Sound			Deteriorating			Dilapidated	Owner occupied			Renter occupied			Occupied by non-white	1.01 or more persons per room		
			Total	With all plumbing facilities	Lacking some or all facilities	Total	With all plumbing facilities	Lacking some or all facilities		Total	Average value (dollars)	Average number of rooms	Total	Average contract rent (dollars)	Average number of rooms				
23...	83	28	23	23	...	5	5	25	10000	5.2	3	7
24...	75	19	19	19	16	11000	5.3	2	2
25...	61	19	19	19	17	10500	4.6	2	5
26...	75	21	21	21	18	11500	4.6	3	6
27...	100	30	26	26	...	4	4	27	10500	4.5	3	3
28...	76	24	24	22	2	2	2	19	8500	4.6	7	56	4.4	1
29...	56	20	7	7	...	12	10	2	...	1	14	8000	5.1	5	...	4.0	1
30...	55	22	10	10	...	10	10	2	19	7500	4.5	2	1
31...	93	28	22	21	1	6	6	21	9500	5.0	6	61	4.0	1
32...	79	25	19	19	...	5	4	1	...	1	20	9000	5.7	5	52	4.2	1
33...	52	15	11	10	1	4	3	1	14	8000	4.5	1	3
34...	24	8	8	8	7	10000	5.1	1	1
35...	35	10	9	9	...	1	1	6	12500	5.0	4	2
36...	59	19	13	12	1	6	6	12	11000	4.8	7	42	3.4	2
37...	64	21	19	18	1	2	2	18	10000	4.5	2	2
38...	39	13	7	7	...	5	5	1	10	9000	5.1	2	1
39...	46	14	12	12	...	2	2	12	12000	5.4	2	2
40...	698	185	185	185	177	46	4.1	52
41...	166	52	52	51	1	50	38	3.8	13
42...	158	56	56	56	50	35	3.7	14
43...	215	72	72	72	65	43	3.9	15
44...	94	26	26	26	25	42	3.9	7
3.....	4209	1351	1184	1095	89	136	104	32	...	31	948	8000	5.2	372	54	4.3	1	143	
1...	121	39	35	33	2	2	2	2	28	8500	5.3	9	58	4.6	3
2...	78	29	28	28	1	24	9500	5.0	5	...	4.2	7
3...	159	45	42	38	4	3	1	2	32	8500	5.2	13	47	4.5	3
4...	133	42	40	40	2	36	9500	4.7	5	52	4.4	1
5...	27	12	12	12	10	10000	5.1	2	6
6...	118	39	36	35	2	3	2	1	32	8000	5.3	6	59	3.2	9
7...	133	43	43	41	2	26	8000	5.3	16	59	4.0	3
8...	231	72	70	68	2	2	1	1	50	8500	5.5	22	58	4.5	9
9...	44	13	13	12	1	11	7000	4.4	2	3
10...	88	32	29	28	1	3	3	25	9500	4.8	5	...	5.0	1
11...	39	15	13	12	1	3	1	1	12	7500	4.8	3	4
12...	113	37	34	26	8	3	3	27	7000	5.0	8	52	3.9	5
13...	136	41	38	36	2	3	3	27	8000	5.6	14	45	4.7	2
14...	93	30	30	25	5	1	16	9500	6.1	13	57	4.3	5
15...	109	38	32	29	3	5	4	1	...	1	26	8500	5.1	11	58	3.6	2
16...	99	31	26	26	...	2	2	19	10000	5.3	12	53	4.8	5
17...	34	8	5	5	...	2	2	1	6	...	6.2	2	1
18...	111	39	33	30	3	5	4	1	...	1	27	10000	5.0	11	48	3.0	5
19...	55	24	24	22	2	13	10000	4.9	8	62	4.9	1	...	2
20...	93	34	33	31	2	1	1	23	9000	5.4	9	59	3.4	1
21...	76	27	26	26	...	1	1	23	8500	5.7	3	3
22...	80	26	25	24	1	1	1	16	9500	5.6	9	63	4.6	3
23...	52	21	21	21	20	9000	4.8	1	3
24...	77	25	24	24	...	1	1	22	7500	5.0	2	3
25...	77	24	19	19	...	4	4	1	21	7000	4.7	3	2
26...	60	19	17	16	1	1	1	1	17	9500	5.4	2	58	4.1	5
27...	99	27	18	17	1	9	9	20	8000	5.7	7	2
28...	119	37	27	25	2	9	7	2	...	1	27	6000	5.4	10	49	3.9	3
29...	80	31	26	23	3	4	...	4	...	1	22	8500	4.9	9	48	3.4	1
30...	153	45	29	24	5	11	10	1	...	5	22	8000	5.3	22	49	4.4	7
31...	54	15	10	8	2	5	5	7	8500	5.4	8	48	4.0	3
32...	150	43	31	31	...	12	9	3	25	7000	5.5	15	61	4.3	8
33...	137	45	36	32	4	7	6	1	...	2	21	5500	4.5	20	58	4.8	7
34...	76	29	28	27	1	1	1	22	8500	5.1	7	50	4.1	3
35...	73	22	21	20	1	1	1	18	9000	4.9	4	1
36...	82	28	28	26	2	23	8500	4.8	5	65	4.8	2
37...	115	30	27	25	2	3	1	2	22	8000	5.0	7	63	6.0	5
38...	64	19	16	16	3	13	10500	5.2	6	69	4.3	3
39...	81	25	18	18	...	5	3	2	...	2	20	8000	5.2	5	56	4.4	2
40...	93	28	17	16	1	9	7	2	...	2	22	8500	4.8	6	44	3.8	6
41...	122	30	24	21	3	5	4	1	...	1	22	6500	5.4	8	48	5.4	5
42...	132	39	36	29	7	3	3	23	6500	5.3	16	49	3.6	7
43...	67	24	22	16	6	1	1	1	16	7000	5.7	8	47	3.8	1
45...	16	4	1
46...	60	25	20	12	8	4	2	2	...	1	11	7000	4.1	12	39	3.5	3
4.....	**1691	590	207	128	79	230	123	104	3	153	142	7000	5.2	398	43	3.2	87	73	
1...	9	4
2...	14	6	6	4	2	2	4	2
3...	8	3
4...	2	1
5...	**21	3
6...	2
7...	**16	2
8...	**40	19	11	11	...	7	3	4	...	1	14	46	3.2	3	1	...
9...	10	8	6	1	5	1	...	1	...	1	8	49	2.1
10...	10	8	6	2	4	1	...	1	...	1	3	5	33	1.6
11...	9	6	1	...	1	2	2	3	4	2
12...	21	13	13	12	31	1.9	1
13...	47	14	1	13	1	12	36	2.7	6	8	...
14...	32	11	11	11	46	2.5	1
15...	37	11	1	...	1	2	2	8	4	6	37	4.5	1	...	2

Table 2.—CHARACTERISTICS OF HOUSING UNITS, BY BLOCKS, 1960—Con.

["Total population" contains no persons in group quarters unless preceded by asterisk; one asterisk (*) denotes less than 10 percent; two asterisks (**), 10 percent or more]

Blocks within census tracts	Total population	All housing units by condition and plumbing									Occupied housing units							
		Total	Sound			Deteriorating			Dilapidated	Owner occupied			Renter occupied			Occupied by non-white	1.01 or more persons per room	
			Total	With all plumbing facilities	Lacking some or all facilities	Total	With all plumbing facilities	Lacking some or all facilities		Total	Average value (dollars)	Average number of rooms	Total	Average contract rent (dollars)	Average number of rooms			
16...	49	20	5	3	2	...	15	1	19	37	2.4	6	4
17...	9	4
18...	28	9	9	8	48	3.0	4	4
20...	38	19	12	3	9	...	7	1	18	27	2.4	1	2
21...	26	11	8	5	2	...	1	2	9	32	2.1	5	2
22...	89	34	13	11	2	16	12	4	...	5	12	6500	5.4	20	56	4.2	6	4
23...	85	30	10	7	3	19	5	14	...	1	16	5500	5.7	14	29	2.8	12	4
24...	53	20	5	3	2	12	9	3	...	3	7	4500	4.9	12	34	4.1	2	1
25...	*74	17	8	4	4	7	5	2	...	2	2	13	37	3.8	1	4
26...	52	12	2	1	1	10	3	7	7	5000	5.1	5	...	3.2	3	4
27...	*60	22	5	4	1	15	10	5	...	2	4	18	88	3.8	2	2
28...	22	14	3	1	2	11	5	6	...	2	2	9	41	3.0
29...	13	5	5	3	2	3	3	1	1
30...	18	8	1	5	54	3.2
31...	30	11	5	5	...	6	4	2	...	2	2	9	46	3.7	...	1
32...	9	5	3	1	2	1	1	1	2
33...	75	23	11	10	1	12	7	5	...	8	8	6000	4.9	15	48	4.1	4	3
34...	54	20	10	10	...	9	7	2	...	1	10	6000	5.1	8	53	4.4	1	3
35...	78	17	3	2	1	12	4	8	...	2	7	6500	5.7	8	44	4.8	6	5
36...	43	12	9	8	1	3	2	1	5	7500	6.2	7	48	4.6	...	2
37...	40	20	16	11	5	3	2	1	...	1	12	6500	5.6	4	
40...	21	7	1	1	6	1	5	41	4.4	5	1
42...	19	7	1	...	1	5	1	4	...	1	1	6	52	4.0
43...	18	7	7	6	1	6	51	4.8
44...	*39	12	6	3	3	6	5	1	3	9	35	3.6	...	2
45...	31	7	4	4	3	2	5	50	5.0	4	2
46...	28	31	31	2	29	2	2	19	40	1.0	...	2
47...	8	4
48...	6	4
49...	13	9	2	2	...	2	1	1	...	5	1	8	27	3.0	1	...
51...	18	5	4	4	1	3	2	2
52...	6	8	2	2	1	1	4
55...	*103	6	6	5	32	2.4	1	1
56...	3	3
64...	*54	5	2	1	1	2	2	1	1	4
65...	*22	6	5	3	2	...	1	5	39	2.2	1	1
66...	*35	1
73...	4	2
77...	...	1
78...	8	7	5	...	5	...	2	6	18	1.8
81...	1	1
82...	22	5	1	...	1	4	5	32	4.2	2	2
85...	3	3
86...	2	1
92...	5	3
93...	1	1
5.....	*3980	1236	848	762	86	246	169	74	3	142	740	7500	5.3	457	53	4.0	33	166
1...	137	38	23	20	3	14	5	9	...	1	22	6000	5.2	12	49	4.8	11	7
2...	82	18	7	6	1	11	6	5	14	6000	5.5	4	7	3
3...	85	26	9	6	3	17	5	12	14	5000	4.9	12	42	3.8	2	5
4...	27	10	4	3	1	6	4	2	4	5	34	3.8	...	2
5...	51	18	18	18	8	8	6500	5.1	10	51	4.2	1	...
6...	69	22	19	13	6	3	2	1	13	5500	5.6	8	53	3.1	...	5
7...	44	17	17	17	9	9	9500	5.3	8	50	3.0	...	1
8...	22	5	4	4	...	1	1	4	1	1
10...	63	17	13	10	3	1	1	3	9	7000	6.3	8	47	4.4	...	4
11...	152	49	44	38	6	4	2	2	...	1	31	6500	5.2	15	52	4.0	...	3
12...	142	49	46	41	5	3	2	1	26	7000	4.9	22	45	2.8	...	9
13...	112	31	31	31	24	8500	5.7	7	57	4.1	...	4
14...	83	26	24	22	2	2	2	21	8500	5.3	4	1	2
15...	89	30	30	30	25	10500	5.2	5	60	5.0	...	2
16...	118	36	35	35	...	1	1	25	12000	5.6	11	71	4.1	...	2
17...	66	22	22	22	14	8500	6.1	8	69	2.5	...	1
18...	72	30	25	23	2	3	3	2	15	8500	4.9	15	56	3.7
20...	110	34	29	26	3	4	4	1	24	6500	5.0	9	54	4.4	...	5
21...	128	35	35	32	3	24	7000	5.1	11	62	4.6	...	5
22...	106	42	32	24	8	7	4	3	...	3	18	6000	5.0	22	45	3.6	...	5
23...	140	38	32	29	3	5	2	2	1	1	23	6500	5.4	13	59	4.8	...	9
24...	117	32	22	19	3	10	4	5	...	1	18	6500	5.6	14	52	5.1	...	8
25...	15	4
26...	16	3
27...	53	11	6	6	...	5	5	4	7	5500	5.4	4	3	4
28...	127	33	23	15	8	6	2	4	...	4	13	6500	5.6	20	41	4.0	3	12
29...	16	3
30...	23	10	4	4	...	4	4	2	3	6	49	5.3
31...	*36	16	2	2	...	7	3	4	...	7	3	9	51	2.8
32...	123	55	5	5	...	16	12	4	...	34	21	6000	4.5	30	46	3.0	...	5
33...	93	40	7	6	1	6	4	2	...	27	27	6500	4.5	11	53	3.4	...	5
34...	132	39	10	9	1	15	14	1	...	14	20	7000	5.6	18	56	3.9	4	6
35...	74	23	2	2	...	3	3	18	13	4500	4.8	9	50	4.3	1	5
36...	*114	34	6	6	...	12	11	1	...	16	23	7000	5.0	9	51	4.6	...	4
37...	154	39	34	34	...	5	3	1	...	22	22	9000	6.0	16	50	4.3	...	8
38...	78	24	24	24	16	16	9500	5.5	7	62	4.3	...	3
39...	117	38	36	32	4	2	2	21	21	8500	5.5	17	61	4.1	...	3
40...	143	40	33	31	2	7	4	3	...	26	26	7000	5.3	14	45	3.9	...	6
41...	*154	41	22	22	...	14	11	3	...	5	27	10000	5.8	14	55	4.1	...	9

City Block Characteristics

Table 2.—CHARACTERISTICS OF HOUSING UNITS, BY BLOCKS: 1960—Con.

["Total population" contains no persons in group quarters unless preceded by asterisk; one asterisk (*) denotes less than 10 percent; two asterisks (**), 10 percent or more]

Blocks within census tracts	Total population	All housing units by condition and plumbing									Occupied housing units							
		Total	Sound			Deteriorating			Dilapidated	Owner occupied			Renter occupied			Occupied by non-white	1.01 or more persons per room	
			Total	With all plumbing facilities	Lacking some or all facilities	Total	With all plumbing facilities	Lacking some or all facilities		Total	Average value (dollars)	Average number of rooms	Total	Average contract rent (dollars)	Average number of rooms			
							With flush toilet	No flush toilet										
42...	96	29	23	23	...	6	6	22	11000	5.5	7	76	4.0	...	1
43...	*462	15	7	7	...	6	6	7	9500	5.4	8	67	5.9	...	1
45...	27	6	1	1	...	5	3	3	3
46...	58	19	14	12	2	5	4	1	11	6500	5.7	7	58	3.7	...	4
47...	42	13	5	5	...	8	6	2	12	7000	5.7	1
48...	49	17	11	11	...	5	4	1	12	7000	5.5	4	1
49...	43	17	12	6	...	5	4	1	9	6500	5.6	7	45	3.1
50...	56	19	16	9	7	3	3	14	5000	5.2	4	2
51...	7	4
52...	57	19	15	13	2	4	3	1	13	7000	5.4	5	63	4.2	...	2
6.....	4090	1323	1251	1220	31	56	43	12	1	16	1110	11500	4.9	182	68	4.3	2	119
1...	115	39	39	39	37	29000	6.2	1	1
2...	50	18	18	18	17	24000	6.4	1
3...	60	22	22	22	20	21000	5.8	2	1
4...	30	10	10	10	10	27000	6.5
5...	85	35	35	35	33	24000	5.9	1
6...	45	14	14	14	11	25000	5.7	2	3
7...	...	2
8...	158	50	48	48	...	2	...	2	45	14000	4.8	4	2
9...	94	38	38	38	32	11500	4.5	5	58	4.0
10...	86	25	25	25	21	13500	4.7	4	3
11...	73	25	24	24	23	8500	4.7	1	1
12...	27	9	8	8	8	8500	4.8	1
13...	110	32	32	31	1	28	11000	5.2	2	4
14...	106	32	31	30	1	1	1	27	10000	5.0	5	91	5.8	...	2
15...	133	38	29	29	...	8	5	3	31	9000	5.8	7	57	4.6	...	4
16...	114	41	41	41	38	9500	5.1	4
17...	111	40	38	38	...	2	2	34	10000	4.5	5	55	4.0	...	2
18...	51	13	12	12	11	8500	5.5	2	1
19...	4
20...	32	8	7	7	...	1	1	6	13500	5.2	2	1
21...	31	7	5	5	7	6500	4.3	4
22...	18	5	4	4	...	1	...	1	4	1	1
23...	55	16	14	13	1	13	9500	4.8	2	3
24...	53	18	16	16	...	2	2	15	9000	4.9	3	2
25...	124	43	42	39	3	1	1	36	8000	4.7	6	49	3.5	...	6
26...	136	46	44	42	2	2	2	35	8500	5.8	11	43	4.0	...	2
27...	112	36	29	29	...	4	4	23	8000	5.1	12	75	4.2	...	3
28...	103	31	27	24	3	4	1	3	22	9000	4.9	7	54	4.6	...	4
29...	111	38	34	29	5	4	4	19	9500	5.4	18	68	4.0	1	3
30...	101	39	34	34	...	4	4	31	8500	4.6	6	70	3.5	1	3
31...	2	1
32...	91	26	23	23	...	1	21	9500	4.0
33...	42	12	12	11	1	12	10000	4.3	6
34...	132	44	41	40	1	3	2	39	10000	4.5	5	65	4.2	...	1
35...	107	34	34	31	3	29	8500	4.7	5	...	4.2	...	3
36...	96	32	28	27	1	4	1	3	25	9500	5.0	5	...	4.4	...	4
37...	135	40	40	38	2	28	9000	5.3	11	60	4.5	...	4
38...	74	22	22	20	2	19	7500	5.1	3	2
39...	146	39	34	34	...	4	4	33	10000	4.5	5	...	4.8	...	7
40...	78	24	24	24	24	10000	4.2	2
41...	226	75	75	75	68	10500	4.2	6	72	4.0	...	8
42...	152	44	44	44	40	9000	4.3	4	6
43...	91	25	24	24	...	1	1	24	11000	4.3	1	4
44...	77	24	24	24	22	10000	4.1	2	3
45...	89	31	23	23	...	7	7	27	10500	4.6	4	2
46...	96	33	33	32	1	32	9000	5.3	6	65	4.2	...	3
47...	128	45	45	41	4	19	8000	5.3	11	60	3.6	...	2
7.....	*4131	1288	813	748	65	370	296	72	2	105	841	8000	5.4	393	53	4.3	106	162
1...	86	27	8	7	1	9	8	1	...	10	18	5500	4.8	8	44	3.4	6	5
2...	38	12	7	4	3	5	4	1	6	...	4.2	6	55	4.2	1	1
3...	58	14	3	3	...	10	10	9	6000	5.8	5	51	4.6	5	5
4...	24	11	3	3	...	8	7	1	8	7000	5.3	2	1	...
5...	128	45	16	16	...	25	18	7	32	7000	5.1	13	48	4.6	1	2
6...	112	31	22	20	2	8	7	1	21	9000	5.1	9	52	4.6	...	5
7...	82	31	31	31	27	10500	5.4	3	1
8...	78	28	25	23	2	3	3	18	8000	5.2	10	62	4.8	...	2
9...	86	28	24	24	...	4	3	1	19	8000	5.3	8	67	4.3	...	3
10...	90	29	27	27	...	2	2	25	9000	5.6	3	2
12...	104	33	21	19	2	10	10	25	6500	4.9	7	45	4.7	...	5
13...	63	22	4	4	...	12	9	3	12	6500	5.1	8	42	4.0	1	3
14...	53	16	9	8	1	7	5	2	7	7000	5.3	9	49	4.9	6	3
15...	*42	9	5	2	3	4	3	1	4	4	2	1
16...	77	22	12	11	1	9	8	1	13	6000	6.0	9	55	4.6	...	2
17...	81	22	8	6	2	14	12	2	8	7000	5.5	12	70	3.8	...	7
18...	84	23	6	6	...	15	13	2	13	6500	5.4	9	53	4.2	5	7
19...	58	19	8	8	...	11	9	2	12	7000	5.3	5	44	4.2	2	4
20...	50	18	10	8	2	6	6	13	7000	5.5	4	1	1
21...	134	40	14	12	2	19	17	2	21	8000	5.9	16	53	4.3	1	5
22...	107	39	17	17	...	19	18	1	28	6500	4.9	9	56	4.6	...	3
23...	53	18	8	8	...	9	7	2	14	8500	5.1	4	4
24...	201	63	51	50	1	12	10	1	52	9000	5.6	9	64	4.2	...	7
25...	106	32	20	17	3	11	10	1	22	9000	6.0	10	71	5.2	...	3
26...	130	39	31	29	2	5	5	31	10000	5.7	8	66	3.3	...	1
27...	30	9	6	6	...	3	3	8	10000	6.0	1

Table 2.—CHARACTERISTICS OF HOUSING UNITS, BY BLOCKS: 1960—Con.

[“Total population” contains no persons in group quarters unless preceded by asterisk; one asterisk (*) denotes less than 10 percent; two asterisks (**), 10 percent or more]

Blocks within census tracts	Total population	All housing units by condition and plumbing										Occupied housing units							
		Sound					Deteriorating					Dilapidated	Owner occupied			Renter occupied			1.01 or more persons per room
		Total	With all plumbing facilities	Lacking some or all facilities	Total	With all plumbing facilities	Lacking some or all facilities	With flush toilet	No flush toilet	Total	Average value (dollars)		Average number of rooms	Total	Average contract rent (dollars)	Average number of rooms	Occupied by non-white		
28...	115	42	42	39	3	31	8500	5.5	10	54	4.3	...	3	
29...	146	41	40	33	7	1	1	21	6000	5.8	21	53	4.5	3	8	
30...	87	27	18	17	1	7	6	1	...	2	16	7500	5.7	10	47	3.7	4	4	
31...	2	
32...	60	17	12	12	...	4	4	1	15	7000	6.3	2	10	
33...	144	34	17	16	1	14	13	1	...	3	21	6000	5.3	10	69	4.7	7	3	
34...	104	30	2	2	...	20	6	14	...	8	16	6000	4.6	12	43	3.8	14	7	
35...	90	25	2	2	...	17	13	4	...	6	14	5500	5.5	8	51	5.4	4	4	
36...	61	19	5	5	...	14	10	3	1	...	13	7500	5.3	5	53	4.2	2	3	
37...	122	35	34	29	5	1	1	24	7000	5.6	10	51	4.5	...	6	
38...	112	30	29	27	2	1	1	20	9000	5.9	9	53	5.1	...	4	
39...	69	20	16	15	1	4	3	1	12	9000	5.6	7	44	4.4	...	4	
40...	118	34	34	32	2	24	9000	5.6	7	54	4.3	...	2	
41...	115	37	36	35	1	1	1	25	10500	5.6	11	70	4.4	...	1	
42...	93	28	28	28	21	10000	5.4	7	69	4.6	...	2	
43...	65	25	23	22	1	1	1	...	19	9500	5.0	5	57	3.8	...	1	
45...	70	28	27	23	4	1	15	6500	5.2	11	41	4.3	...	1	
46...	102	42	41	32	9	1	1	20	6000	5.0	15	53	4.7	...	2	
47...	49	15	4	4	...	9	8	1	...	2	9	7500	4.7	6	52	4.7	1	2	
48...	79	35	1	1	...	24	13	11	...	10	21	5000	4.8	14	37	3.3	11	5	
49...	101	25	2	2	...	7	5	2	...	16	14	6000	5.7	10	40	3.2	17	6	
50...	44	11	2	2	...	2	2	7	3	7	29	5.0	7	2	
51...	28	7	1	1	...	2	1	1	...	4	3	4	4	...	
8.....	3115	929	529	496	33	312	258	53	1	88	614	7500	5.4	278	53	4.2	242	138	
1...	41	14	10	8	2	4	3	1	8	6500	5.5	6	61	3.5	7	2	
2...	18	4	
3...	168	39	18	17	1	18	13	5	...	3	28	8000	5.9	10	54	4.0	24	10	
4...	19	4	
5...	25	8	6	6	...	2	2	4	4	8	...	
6...	7	4	
7...	36	6	4	4	...	2	1	1	5	9500	6.4	1	5	3	
8...	80	22	11	11	...	7	7	4	9	6500	5.1	11	56	5.3	12	4	
9...	82	21	8	8	...	6	6	7	9	9000	5.7	11	48	4.3	14	5	
10...	49	14	9	9	...	2	2	3	11	7000	5.5	1	10	2	
11...	213	66	26	23	3	25	24	1	...	15	35	7500	6.1	27	53	3.3	26	14	
12...	17	5	5	5	5	8000	6.0	1	...	
13...	51	15	12	12	...	2	1	4	...	1	10	11000	5.6	4	5	1	
14...	168	44	29	28	1	12	8	3	...	3	33	7500	5.5	11	56	4.6	15	10	
15...	79	31	14	13	1	10	5	1	...	3	13	6000	5.0	15	55	4.1	4	1	
16...	56	14	6	6	...	5	5	3	11	6000	5.9	2	6	4	
17...	65	19	5	4	1	8	8	1	...	6	13	6500	5.5	5	48	5.6	9	3	
18...	80	30	11	9	2	9	9	10	10	6000	4.9	19	56	3.6	7	3	
19...	21	9	5	5	...	3	3	1	7	6500	4.7	2	1	...	
20...	74	21	8	6	2	10	6	4	...	3	12	7500	5.8	9	51	4.1	8	3	
21...	69	18	8	7	1	8	6	2	...	2	10	6500	6.1	8	57	3.8	8	4	
22...	68	18	8	8	...	9	9	1	10	7000	5.3	7	53	4.6	6	4	
23...	76	22	15	15	...	6	6	1	17	7000	5.3	5	60	5.2	3	3	
24...	56	21	16	15	1	5	5	16	8500	5.4	3	
25...	51	15	14	14	...	1	1	13	10000	5.8	2	5	1	
26...	31	6	3	3	...	2	2	1	6	14000	6.5	1	1
27...	2	1
28...	30	6	5	5	...	1	1	5	7000	5.6	1	1	2	
29...	26	9	8	8	...	1	...	1	9000	5.4	1	2	7
30...	38	11	10	10	...	1	...	1	10	8000	5.3	1	2	2	
31...	65	17	6	6	...	11	11	13	7000	5.4	4	3	...	
32...	63	20	13	13	...	6	6	1	14	6000	5.0	6	62	4.2	5	1	
33...	41	12	10	9	1	1	1	1	6	...	4.2	5	47	4.2	1	2	
34...	21	7	3	3	...	4	4	3	4	4	1	
35...	21	8	5	5	...	3	3	4	3	1	1
36...	32	8	2	2	...	2	6	2	4	2	4
37...	51	13	4	4	...	8	4	4	...	1	9	9500	6.8	4	2	3
38...	43	12	4	4	...	7	5	2	6	7500	5.2	3	1	3	
39...	25	10	9	3	6	...	1	5	...	4.4	4	3	3
40...	35	12	7	7	...	5	4	1	8	7000	5.1	2	3	...
41...	103	29	20	20	...	9	6	3	21	7500	5.7	7	57	4.7	...	2	...
42...	112	36	33	26	7	3	3	29	7000	5.1	6	50	3.7	...	4	...
43...	41	15	15	15	12	10500	5.3	3	1
44...	39	16	13	13	...	3	2	1	11	7500	4.5	5	58	3.8	...	1	...
45...	2	1
46...	41	12	6	4	2	6	6	11	8000	5.1	1	1	...
47...	28	10	8	7	1	2	2	8	8000	4.8	2	1
48...	118	37	28	26	2	9	8	1	31	7000	5.0	6	51	3.8	...	6	...
49...	110	37	30	30	...	7	7	31	7000	5.5	5	49	3.8	...	2	...
50...	73	22	13	13	...	9	8	1	18	5500	4.7	4	4	4	...
51...	80	21	8	7	1	10	8	2	...	3	10	7500	4.9	10	48	4.5	11	7	...
52...	73	28	9	7	2	17	12	5	...	2	17	7000	5.5	8	46	3.6	10	3	...
53...	102	29	7	5	2	15	12	3	...	7	15	5500	5.4	13	44	4.2	6	5	...
9.....	*5944	1850	1006	930	76	596	386	209	1	248	588	7500	5.7	1128	45	3.8	922	338	
1...	69	23	8	8	...	13	13	2	11	9500	5.0	10	59	4.7	19	3	...
2...	105	21	6	6	...	11	11	4	17	8500	6.3	3	19	8	...
3...	218	53	13	12	1	19	16	3	...	21	22	7000	6.0	25	55	4.1	30	17	...
4...	224	67	18	18	...	28	24	4	...	21	43	7000	6.3	18	44	4.1	55	10	...
5...	103	36	15	11	4	21	13	8	18	8000	5.8	17	49	2.6	32	3	...
6...	114	41	16	12	4	17	14	3	...	8	13	9000	5.8	24	55	2.8	32	7	...

City Block Characteristics

Table 2.—CHARACTERISTICS OF HOUSING UNITS, BY BLOCKS: 1960—Con.

["Total population" contains no persons in group quarters unless preceded by asterisk; one asterisk (*) denotes less than 10 percent; two asterisks (**), 10 percent or more]

Blocks within census tracts	Total population	All housing units by condition and plumbing									Occupied housing units							
		Total	Sound			Deteriorating			Dilapidated	Owner occupied			Renter occupied			Occupied by non-white	1.01 or more persons per room	
			Total	With all plumbing facilities	Lacking some or all facilities	Total	With all plumbing facilities	Lacking some or all facilities		Total	Average value (dollars)	Average number of rooms	Total	Average contract rent (dollars)	Average number of rooms			
																		With flush toilet
7...	81	25	14	12	2	6	6	5	11	10500	5.7	13	55	4.0	21	1
8...	109	23	10	8	2	5	4	8	12	9500	6.4	11	49	3.2	22	7
9...	315	92	36	33	3	41	31	15	49	7000	5.9	32	49	3.1	63	16
10...	74	20	20	20	11	9500	5.8	8	33	4.9	11	3
11...	81	21	17	14	3	3	3	1	9	8500	5.7	11	57	3.5	12	5
12...	111	25	23	23	...	2	1	16	7000	6.1	8	48	3.3	20	6
13...	126	37	19	18	1	16	10	6	...	2	19	8500	5.7	18	56	3.3	30	8
14...	117	33	15	13	2	16	10	6	...	2	14	8000	6.3	16	56	2.8	18	10
15...	123	40	25	17	8	14	10	4	...	1	15	8000	5.1	19	48	3.4	14	9
16...	105	30	15	13	2	12	11	1	...	3	11	8000	5.0	17	54	4.1	12	4
17...	54	15	8	6	2	7	6	1	8	8000	6.3	7	59	4.7	12	2
18...	71	19	11	9	2	7	6	1	...	1	10	7500	6.1	6	48	5.0	5	4
19...	62	23	13	11	2	6	4	2	...	4	13	6500	5.5	7	43	4.4	7	6
20...	74	22	10	9	1	7	7	5	13	5500	5.4	8	41	4.8	12	4
21...	101	25	9	9	...	15	15	12	8000	5.4	12	47	4.9	9	5
22...	126	28	13	13	...	15	12	3	12	8000	5.4	16	55	5.2	11	6
23...	95	28	13	13	...	11	9	2	...	4	11	8000	6.1	13	48	3.7	5	6
24...	*130	48	24	19	5	24	11	13	8	12500	6.5	34	49	2.8	7	7
25...	69	25	5	5	...	20	9	11	6	6000	5.0	17	51	3.0	3	4
26...	47	24	6	3	3	18	6	12	4	18	35	2.9	2	2
27...	9	5	1	1	...	2	2	2	2	2	2	...
28...	47	14	7	6	1	6	4	2	...	1	7	8500	5.9	7	54	4.6	3	3
29...	39	10	10	10	4	6	49	3.8	4	4
30...	62	16	16	16	6	7500	6.5	10	49	3.8	6	4
31...	40	17	5	3	2	7	3	3	...	5	4	11	44	4.0	...	3
32...	23	6	3	3	...	2	1	1	3	3	4	1
33...	50	12	7	7	...	5	3	2	7	9000	6.3	5	42	4.6	4	4
34...	51	22	7	1	...	20	9	11	...	1	3	14	43	3.0	5	4
35...	67	26	3	3	...	20	12	12	...	3	7	6500	5.9	18	53	3.1	12	3
36...	92	29	19	11	8	7	6	1	14	7500	5.6	15	37	3.0	17	4
37...	127	33	1	1	...	1	1	31	11	6500	6.0	20	53	3.9	30	9
38...	82	28	2	2	...	16	11	5	...	10	18	6000	5.7	10	40	3.0	22	5
39...	56	23	9	9	...	14	9	5	6	9500	4.8	14	44	3.9	4	3
40...	59	18	5	3	2	4	4	9	9	7000	5.4	7	52	4.9	11	2
41...	40	12	3	3	9	7	7000	5.6	3	10	4
42...	49	11	3	3	8	5	6000	5.0	6	45	3.8	10	5
43...	*90	24	1	21	7	14	...	2	10	5500	5.1	11	45	4.6	16	5
44...	78	18	2	2	...	15	7	7	...	1	11	5500	5.5	6	43	4.8	10	5
45...	63	25	10	5	5	13	2	11	...	2	8	7000	5.8	11	36	4.4	4	2
46...	66	23	1	1	...	19	7	12	...	3	9	5500	5.0	13	40	4.1	8	3
47...	*82	23	5	3	2	17	9	8	...	1	2	21	50	3.8	3	4
48...	47	15	7	3	4	8	3	5	2	13	39	5.1	2	2
49...	74	27	12	10	2	11	3	8	...	4	11	7000	6.0	11	46	3.9	7	4
50...	39	5	1	1	...	2	2	2	5	62	4.4	3	4
51...	5	2
52...	108	22	1	...	1	4	2	2	...	17	9	5000	4.8	12	42	5.0	19	8
53...	107	26	3	2	1	6	6	17	8	6500	5.5	15	45	5.1	23	6
54...	91	28	6	6	...	16	9	7	14	8000	5.9	12	49	3.8	9	5
55...	759	331	331	331	1	310	41	3.7	96	34
56...	310	93	93	93	92	38	3.8	92	22
57...	228	62	62	62	2	55	42	4.3	1	16
10.....	*3821	1507	730	515	215	486	258	228	...	291	341	9000	6.1	961	53	3.2	582	206
1...	8	2
2...	116	29	27	27	2	12	10500	7.5	16	46	4.9	28	2
3...	109	34	22	21	1	10	10	2	10	11500	6.7	21	57	4.5	28	5
4...	*66	23	21	19	2	2	2	13	7500	6.1	8	56	4.0	17	1
5...	*112	46	39	35	4	7	5	2	13	8000	7.5	25	67	3.4	16	3
6...	89	34	26	16	10	6	5	1	...	2	10	8500	7.3	13	44	4.1	17	6
7...	106	45	39	29	10	6	6	16	8000	5.6	26	54	3.1	38	1
8...	126	35	28	22	6	5	4	1	...	2	15	8000	6.8	17	58	3.5	24	9
9...	97	29	15	14	1	14	8	6	11	7500	5.9	16	58	4.6	22	4
10...	102	29	18	12	6	11	7	4	9	8000	5.4	19	55	3.4	17	10
11...	131	43	28	18	10	14	9	5	...	1	9	14000	6.3	31	51	3.9	23	7
12...	65	24	14	12	2	10	4	6	2	22	52	3.7	21	4
13...	59	44	43	43	...	1	1	1	42	55	1.6	2	5
14...	10	5	5	5	2	3	2	...
15...	110	42	32	32	...	10	8	2	3	36	54	3.3	12	8
16...	94	31	27	11	16	4	4	9	12000	8.0	18	52	3.3	18	6
17...	115	41	23	20	3	18	13	5	14	12000	5.1	23	59	3.7	33	7
18...	109	38	32	24	8	6	6	18	8500	6.1	19	51	3.1	32	6
19...	103	33	9	6	6	18	11	10000	6.6	19	50	3.6	26	6
20...	*108	46	4	2	2	16	7	9	...	26	7	10000	8.3	32	50	2.6	27	9
21...	120	53	1	1	...	23	9	14	...	29	16	7000	5.2	30	47	3.1	28	6
22...	*36	15	10	7	3	5	...	5	...	4	10	56	2.6	3	1
23...	27	22	17	6	11	5	20	46	2.4	3	...
24...	*93	33	19	8	11	12	6	6	...	2	2	27	65	3.3	2	1
25...	97	49	23	14	9	18	7	11	...	8	7	35	50	3.5	7	1
26...	44	14	2	2	...	3	2	9	7	7000	6.0	7	49	3.1	9	2
27...	59	16	2	2	...	5	3	2	4	11	60	3.6	15	4
28...	132	38	6	2	4	11	8	3	...	21	13	8000	5.5	20	49	3.4	29	11
29...	40	16	1	1	15	6	80	4.7	...	4
32...	22	7	4	4	...	2	1	1	5	64	5.4	...	1
33...	*93	27	19	13	6	7	...	7	...	1	6	10500	6.5	19	60	3.1	8	5
34...	*82	35	7	3	4	9	7	2	...	19	6	16	55	4.3	11	6
36...	67	30	4	3	1	18	16	2	...	8	12	8000	6.8	11	55	3.5	7	2

Table 2.—CHARACTERISTICS OF HOUSING UNITS, BY BLOCKS: 1960—Con.

["Total population" contains no persons in group quarters unless preceded by asterisk; one asterisk (*) denotes less than 10 percent; two asterisks (**), 10 percent or more]

Blocks within census tracts	Total population	All housing units by condition and plumbing									Occupied housing units							
		Total	Sound			Deteriorating			Dilapidated	Owner occupied			Renter occupied			Occupied by non-white	1.01 or more persons per room	
			Total	With all plumbing facilities	Lacking some or all facilities	Total	With all plumbing facilities	Lacking some or all facilities		Total	Average value (dollars)	Average number of rooms	Total	Average contract rent (dollars)	Average number of rooms			
						With flush toilet	No flush toilet											
37...	107	45	15	10	5	21	8	13	...	9	9	7500	6.4	30	53	2.7	17	6
38...	**60	21	7	4	3	6	1	5	...	8	3	11	52	3.9	3	...
39...	**117	59	48	8	40	10	1	9	...	1	8	...	4.9	49	38	1.7
40...	**111	51	19	12	7	32	13	19	7	...	5.4	38	55	3.3	2	4
41...	**13	11	6	2	2	3	1	2	...	1	2	1
43...	**37	12	8	2	2	3	1	2	3	7	58	3.9	...	2
44...	101	54	8	2	6	10	1	3	...	36	5	...	4.4	38	43	2.3	...	7
45...	126	79	8	3	5	27	7	3	...	16	10	9000	4.5	58	51	2.4	4	8
46...	**126	56	15	5	10	36	8	28	...	5	8	6500	4.5	33	46	2.7	10	8
47...	8	4
48...	72	31	2	2	...	16	10	6	...	13	5	6500	6.0	23	55	3.6	6	3
49...	57	23	4	4	...	11	2	9	...	8	5	8500	5.2	14	45	2.5	3	5
50...	2	7	3	2	1	4	1	1
51...	55	20	2	2	...	11	7	4	...	7	3	13	50	4.0	5	5
52...	46	14	3	3	...	11	6	5	4	10	44	3.3	...	2
53...	36	12	6	...	6	4	2	2	...	2	2	10	56	3.3	5	5
11.....	**1026	851	668	269	399	183	3	180	8	...	5.4	717	55	1.7	26	20
1... 1	24	23	23	23	1	10	82	5.7
2... 2	**37	19	19	14	5	2	15	58	3.1
3... 3	26	17	17	8	9	17	49	1.9	...	1
4... 4	6	6	6	6	6	62	3.8
6... 6	**51	35	35	27	8	2	31	51	1.7	...	6
7... 7	20	20	20	4	16	20	65	1.1
8... 8	46	41	41	31	10	1	35	61	3.2
9... 9	8	4
10... 10	**273	189	189	...	189	189	56	1.0	1	...
11... 11	4	4
12... 12	45	37	37	14	23	36	55	2.2	2	...
13... 13	62	48	48	47	1	1	45	123	2.3	...	1
14... 14	10	9	9	4	5	8	42	2.1
16... 16	91	95	12	...	12	83	2	81	84	28	1.1	...	5
17... 17	35	44	1	...	1	43	...	43	31	36	1.3	...	1
18... 18	24	24	24	...	24	24	34	1.0
22... 22	**142	97	67	34	33	30	...	30	72	55	2.3	8	2
24... 24	36	34	34	34	34	72	1.0	...	2
25... 25	15	18	17	1	16	1	...	1	11	49	2.5	10	...
26... 26	49	76	50	5	45	26	1	25	34	35	2.1	5	2
27... 27	5	8	8	8	5	37	2.6
28... 28	**12	1
30... 30	2	2
12.....	*3694	1397	916	750	166	304	168	134	2	177	166	10000	5.6	1102	52	3.3	296	223
1... 1	83	34	12	12	...	14	9	5	...	8	17	8500	5.1	15	62	3.5	...	1
2... 2	163	68	34	27	7	32	28	4	...	9	9	9000	5.8	49	60	3.5	...	7
3... 3	87	37	9	6	3	11	8	3	...	17	9	5500	4.9	25	55	3.4	...	6
4... 4	**118	52	34	13	21	18	9	9	14	11500	6.4	32	51	2.6	...	1
5... 5	37	31	14	14	6	1	...	10	3	21	61	2.0	...	1
6... 6	1
7... 7	91	58	57	49	8	1	1	5	...	4.6	48	61	2.4	...	1
8... 8	124	50	28	25	3	19	13	6	...	3	10	7500	5.4	37	64	3.4	...	5
9... 9	99	47	25	22	3	12	9	3	...	10	12	10500	5.1	30	59	3.2	...	3
10... 10	*125	47	24	23	1	9	7	2	...	14	15	10000	5.9	24	56	3.2	...	7
11... 11	184	81	38	25	13	43	13	30	12	9000	4.6	59	57	2.5	...	16
12... 12	**45	13	10	9	1	3	1	2	7	13500	8.9	6	...	3.5
13... 13	**144	83	43	35	8	9	2	7	...	31	7	...	7.7	65	56	3.0	...	8
14... 14	**85	25	1	...	1	4	4	20	20	56	2.3	...	2
15... 15	13	5	4	2	2	...	1	1	4	1
17... 17	**54	22	3	3	...	12	10	2	...	7	2	19	59	2.8
18... 18	97	58	21	21	...	21	17	4	...	16	9	9500	6.0	43	62	3.1	8	3
19... 19	153	105	87	46	41	18	5	13	4	81	52	2.3	...	8
20... 20	90	63	42	17	25	21	11	8	2	...	11	11000	4.4	46	46	2.0	...	5
21... 21	105	57	32	18	14	16	3	13	...	9	8	9000	6.1	43	47	2.8	...	4
22... 22	66	48	19	12	7	22	4	18	...	7	4	38	51	2.5	...	1
23... 23	**3	1
24... 24	**35	19	1	1	18	2	14	58	3.3	1	1
25... 25	**37	17	14	5	9	3	1	16	53	3.6
27... 27	44	15	6	6	...	8	6	2	...	1	3	9	74	6.0	6	3
28... 28	589	116	116	116	115	48	4.3	91	51
29... 29	322	78	78	78	77	43	4.1	60	25
30... 30	112	26	26	26	26	46	4.0	15	9
31... 31	575	136	136	136	1	134	40	4.0	112	53
36... 36	13	4
13.....	*3209	1324	937	673	264	279	161	118	...	108	350	9000	5.2	858	56	3.2	7	158
1... 1	104	42	37	29	8	5	5	8	9000	5.5	31	59	3.4	...	6
2... 2	99	38	36	32	4	2	2	17	8500	5.6	19	66	4.4	...	1
3... 3	177	67	21	19	2	31	20	11	...	15	17	8500	4.9	48	60	3.3	...	12
4... 4	85	44	28	16	12	13	11	2	...	3	10	11500	5.4	24	56	3.0	...	3
5... 5	171	68	39	21	18	9	6	3	...	20	9	12500	5.9	54	59	3.2	2	10
6... 6	165	84	69	58	11	7	5	2	...	8	14	9500	5.2	64	56	3.2	...	3
8... 8	130	58	31	31	...	20	14	6	...	7	22	9000	5.0	34	53	3.3	...	2
9... 9	129	60	47	35	12	9	4	5	...	4	17	8000	4.8	33	66	2.9	...	11
10... 10	99	36	31	25	6	5	5	11	11500	4.6	20	66	3.8	...	6
11... 11	75	31	30	26	4	1	1	14	11500	5.2	16	58	2.9	...	1

City Block Characteristics

Table 2.—CHARACTERISTICS OF HOUSING UNITS, BY BLOCKS: 1960—Con.

["Total population" contains no persons in group quarters unless preceded by asterisk; one asterisk (*) denotes less than 10 percent; two asterisks (**), 10 percent or more]

Blocks within census tracts	Total population	All housing units by condition and plumbing									Occupied housing unit:								
		Sound				Deteriorating				Dilapidated	Owner occupied			Renter occupied			Occupied by non-white	1.01 or more persons per room	
		Total	With all plumbing facilities	Lacking some or all facilities	Total	With all plumbing facilities	Lacking some or all facilities	With flush toilet	No flush toilet		Total	Average value (dollars)	Average number of rooms	Total	Average contract rent (dollars)	Average number of rooms			
12...	140	52	47	33	14	5	1	4	20	10000	5.2	38	63	3.3	...	7	
13...	*126	42	35	31	4	7	4	3	11	8000	5.2	20	58	3.8	...	6	
14...	113	57	39	31	8	18	9	9	15	8000	4.8	41	56	3.1	...	2	
15...	129	57	37	15	22	15	12	3	5	9500	4.9	40	52	2.7	...	6	
16...	102	44	24	12	12	8	6	2	12	13000	5.0	26	55	3.4	...	8	
17...	84	33	20	12	8	13	7	6	8	...	5.3	22	65	2.7	...	8	
18...	*203	96	54	43	11	42	17	25	8	...	4.0	78	59	2.8	...	10	
19...	**96	45	43	27	16	2	2	15	14000	5.5	23	59	2.9	...	1	
20...	109	44	36	23	13	8	3	5	8	...	6.1	31	62	3.1	...	7	
21...	64	18	17	1	10	11500	6.1	8	66	4.4	...	1	
22...	69	33	21	16	5	12	10	2	15	6000	4.2	14	64	3.5	...	1	
23...	114	47	20	20	...	27	6	21	18	8000	5.3	26	44	3.7	...	4	
24...	94	40	37	26	11	3	2	1	16	10300	6.1	21	52	3.1	...	4	
25...	166	52	11	5	6	11	8	3	30	8500	5.1	41	51	3.4	...	13	
26...	57	35	33	9	24	2	1	1	9	20	41	2.4	...	4	
27...	97	43	37	18	19	4	...	4	2	6500	5.3	29	31	3.4	...	3	
28...	114	30	30	19	11	7	6000	5.6	21	46	4.0	...	12	
29...	55	17	17	15	2	7	7500	5.3	9	47	4.4	...	4	
30...	7	3	
31...	36	8	7	7	3	5	45	4.0	...	2	
14.....	*2662	928	688	625	63	158	120	35	3	82	446	8500	5.3	435	64	3.8	...	86	
1...	*85	24	23	23	...	1	1	15	11500	5.9	9	77	4.6	...	1	
2...	97	28	27	27	...	1	1	22	9500	5.1	5	69	4.4	...	5	
3...	97	41	41	29	12	17	8000	5.2	21	62	2.8	...	3	
4...	81	29	29	23	6	11	16000	5.0	17	102	3.8	...	2	
5...	110	41	37	34	3	4	1	3	15	8000	5.3	23	63	3.2	...	4	
6...	91	41	40	33	7	1	40	8500	4.5	21	63	2.7	...	2	
7...	56	24	23	18	5	1	12	10500	4.7	10	54	3.1	...	2	
8...	74	31	29	25	4	2	2	13	10000	4.8	16	53	3.9	...	2	
10...	109	29	18	18	...	11	8	3	11	6500	4.9	16	53	5.1	...	5	
11...	149	42	34	34	8	9000	5.7	20	56	4.5	...	5	
12...	86	30	29	28	1	20	8000	5.1	10	62	4.4	...	2	
13...	69	23	20	20	...	2	2	16	11000	5.3	5	...	5.2	...	1	
14...	86	28	26	24	1	1	1	16	11000	5.8	12	138	4.1	...	1	
15...	62	30	20	20	...	8	1	7	13	8000	5.0	12	66	3.7	...	1	
16...	80	32	23	23	...	6	5	1	11	8000	5.0	21	58	3.6	...	1	
17...	88	33	24	20	4	9	9	12	12000	4.7	16	61	3.4	...	6	
18...	92	32	17	17	...	14	14	18	8500	5.6	13	54	3.7	...	2	
19...	93	33	21	17	4	8	5	3	19	7000	5.3	13	180	3.4	...	3	
20...	112	35	23	23	...	7	7	20	8500	5.7	15	66	3.7	...	2	
21...	90	32	27	24	3	5	4	1	19	7500	5.8	11	53	4.4	...	2	
22...	62	24	22	21	1	2	2	2	11	7500	5.8	12	52	4.1	...	2	
23...	53	18	18	16	2	12	8000	5.8	4	2	
24...	81	22	2	2	...	12	9	3	8	6500	4.9	14	49	4.4	...	5	
25...	92	30	6	6	...	7	2	5	17	...	5.4	25	48	3.6	...	8	
26...	104	26	9	9	...	13	12	1	4	17	6000	6.3	8	58	4.5	...	4
27...	122	45	25	22	3	5	4	1	15	18	8000	5.6	22	56	4.1	...	4
28...	76	26	16	16	...	4	4	13	7500	4.9	12	63	3.3	...	3	
29...	148	54	45	4	4	5	5	23	9500	5.0	28	63	4.0	...	4	
30...	117	45	14	10	4	29	22	5	2	2	21	6000	5.1	24	46	3.9	...	4	
15.....	*3528	1139	852	796	56	238	199	38	1	49	701	9000	5.3	407	62	4.1	1	94	
3...	44	15	8	6	2	7	4	3	10	5500	4.8	5	...	4.0	...	1	
4...	4	
5...	16	4	
6...	69	19	5	5	...	6	4	2	2	
9...	*113	35	13	12	1	14	9	5	8	17	6000	4.9	2	5	
10...	81	28	24	24	...	4	4	20	9500	5.5	18	46	3.8	
12...	26	11	9	9	...	2	2	7	8500	5.2	6	54	4.0	
13...	219	66	46	39	9	18	15	3	42	10500	4.7	4	
14...	50	14	9	9	...	4	4	12	8500	5.5	21	60	3.6	...	10	
15...	48	12	11	11	...	1	1	9	9500	4.7	3	2	
16...	40	15	15	15	10	9500	5.2	5	66	4.4	
17...	15	5	4	4	...	1	4	1	
18...	26	8	7	7	...	1	1	6	9000	5.8	2	
19...	9	4	
20...	34	11	11	10	1	
21...	110	42	42	41	...	1	...	1	35	8000	5.6	1	1	
22...	41	14	14	14	10	11000	4.5	6	66	4.7	...	1	
23...	40	15	15	13	2	13	9500	4.7	1	1	
24...	100	29	29	26	3	10	9000	4.9	5	53	3.6	...	1	
25...	139	42	41	37	4	1	1	15	10000	6.4	13	65	5.2	...	1	
26...	133	46	43	41	2	3	3	34	10000	5.4	8	58	4.3	...	3	
27...	90	31	31	30	1	27	9500	5.3	18	59	4.4	...	2	
28...	143	44	31	29	2	12	11	1	21	10500	5.4	10	57	4.8	
29...	144	50	44	41	3	6	5	1	30	9500	5.6	13	52	3.5	...	5	
30...	205	57	30	29	1	25	22	3	42	8500	5.2	8	59	4.3	...	5	
31...	168	54	24	24	...	29	27	2	2	10000	5.6	15	64	4.5	...	1	
32...	122	30	14	14	...	10	9	1	44	9500	5.0	10	61	4.2	...	6	
33...	54	19	14	13	1	5	5	6	20	9500	5.4	8	51	4.6	...	7
34...	90	35	29	27	2	6	3	3	14	8500	5.3	5	53	5.2	...	1	
35...	*94	28	21	21	...	7	7	14	7500	5.4	17	66	4.1	...	3	
36...	43	13	12	11	1	16	10500	5.5	11	61	4.4	...	2	
37...	185	37	24	24	...	13	12	1	12	9000	5.0	1	1	
38...	103	32	16	16	...	14	14	19	9000	5.7	18	70	4.2	...	6	
39...	16	6	1	1	...	1	1	21	8000	5.2	11	63	4.3	...	4	

Table 2.—CHARACTERISTICS OF HOUSING UNITS, BY BLOCKS: 1960—Con.

["Total population" contains no persons in group quarters unless preceded by asterisk; one asterisk (*) denotes less than 10 percent; two asterisks (**), 10 percent or more]

Blocks within census tracts	Total population	All housing units by condition and plumbing									Occupied housing units								
		Sound					Deteriorating				Dilapidated	Owner occupied			Renter occupied			Occupied by non-white	1.01 or more persons per room
		Total	With all plumbing facilities	Lacking some or all facilities	Total	With all plumbing facilities	Lacking some or all facilities		Total	Average value (dollars)		Average number of rooms	Total	Average contract (dollars)	Average number of rooms				
					With flush toilet	No flush toilet													
40...	45	15	3	3	...	9	4	5	...	3	3	12	51	3.5	...	1	
41...	50	12	6	6	...	6	6	10	11000	5.3	1	3	
42...	38	13	5	5	...	8	7	1	7	9000	5.0	6	56	4.0	...	2	
43...	46	19	15	15	4	9	9000	4.9	10	59	3.2	...	1	
44...	50	21	21	17	4	3	18	64	3.7	...	1	
45...	73	23	22	20	2	1	...	1	11	10500	5.1	12	72	4.3	...	2	
46...	74	22	19	16	3	3	2	1	9	7000	5.2	12	59	4.3	...	2	
47...	50	12	11	9	2	1	...	1	8	7500	5.6	4	2	
48...	51	19	19	18	1	8	11000	5.1	10	54	4.0	...	1	
49...	48	23	22	17	5	1	...	1	12	11000	5.3	9	86	3.3	...	3	
50...	42	15	15	15	8	12500	5.5	6	67	5.3	
51...	33	19	19	16	3	9	12500	5.2	10	51	3.9	...	1	
52...	2	1	
53...	11	2	
54...	3	2	
55...	58	2	
56...	29	15	9	9	...	4	4	2	3	12	74	3.8	
57...	24	12	12	12	1	1	10	88	3.4	
58...	47	17	6	6	...	6	6	5	3	14	54	4.4	...	1	
59...	63	**10	2	
16.....	**4958	1633	1394	1350	44	225	209	16	...	14	951	12500	5.8	617	70	3.9	11	97	
1...	117	39	28	28	...	11	11	23	15000	6.3	14	63	4.5	...	2	
2...	72	25	25	25	19	17000	6.1	5	78	3.0	...	1	
3...	69	24	19	19	...	5	4	1	16	10000	5.6	8	71	4.4	
4...	42	20	12	12	...	8	8	9	14500	5.8	9	72	3.9	...	2	
5...	49	20	10	10	...	10	10	16	10000	5.0	4	1	
6...	59	19	11	11	...	6	6	2	11	10000	4.8	8	67	5.1	...	3	
7...	45	17	8	8	...	9	7	2	10	12000	5.2	7	61	3.7	...	1	
8...	89	29	24	24	...	5	5	24	11500	5.5	4	1	
9...	48	17	17	17	13	12500	5.5	4	
10...	52	18	18	16	2	10	13000	6.0	7	65	4.3	...	1	
11...	108	40	39	39	...	1	1	36	11500	5.7	3	1	
12...	*139	44	42	42	...	2	2	30	12500	5.9	11	75	4.0	...	2	
13...	**44	14	14	10	4	9	11500	5.1	4	
14...	62	17	17	17	12	12500	5.5	5	
15...	85	27	26	25	1	1	1	21	12500	6.2	6	62	3.7	...	2	
16...	36	16	12	12	...	4	4	9	13500	6.6	6	85	4.8	
17...	70	17	8	8	...	8	8	1	12	12000	5.4	4	4	
18...	69	21	5	5	...	15	15	1	16	9500	5.9	4	3	
19...	57	16	6	5	1	7	7	3	13	10000	6.2	3	1	
20...	54	19	15	15	...	4	4	9	10500	5.0	10	73	3.9	...	3	
21...	136	37	33	33	...	2	2	2	31	15500	6.5	5	88	4.6	1	5	
22...	6	2	
23...	48	11	11	11	9	19500	6.7	1	1	
24...	199	64	43	43	...	21	19	2	46	9000	5.4	16	68	3.8	...	5	
25...	32	14	14	14	11	9000	4.3	3	
26...	40	13	8	8	...	5	5	12	11000	5.3	
27...	35	12	8	8	...	4	4	9	14500	6.1	2	
28...	69	24	12	10	2	12	8	4	10	10500	6.2	13	72	3.9	...	2	
29...	75	29	27	25	2	2	2	16	14000	5.8	13	68	3.3	
30...	94	29	23	23	...	6	4	2	17	12000	6.2	10	77	4.4	...	2	
31...	109	40	36	36	...	4	4	19	11000	5.9	17	67	4.1	...	1	
32...	132	45	42	42	3	...	22	13500	5.9	21	73	4.0	...	3	
33...	108	38	29	28	1	9	9	23	10500	6.0	14	69	4.6	1	...	
34...	132	46	41	38	3	5	4	1	29	11000	5.7	14	71	4.0	...	4	
35...	176	61	60	55	5	1	1	26	15500	5.9	31	73	3.6	...	5	
36...	178	60	59	58	1	1	1	17	13000	6.4	43	71	4.0	...	4	
37...	134	51	50	48	2	1	1	29	12500	6.1	19	67	3.2	...	1	
38...	147	56	55	53	2	1	1	33	10500	5.9	18	69	3.8	...	1	
39...	84	29	29	29	21	13000	5.4	8	86	4.4	...	1	
40...	115	40	40	38	2	28	11500	5.4	12	71	3.9	...	1	
41...	113	36	27	27	...	8	8	1	21	11500	6.1	13	67	4.5	...	5	
42...	116	44	36	33	3	8	6	2	22	15000	6.1	21	61	3.1	...	4	
43...	38	10	7	7	...	3	3	4	6	59	5.0	
44...	116	40	40	39	1	24	13000	6.3	14	76	3.6	...	2	
45...	87	28	24	24	...	4	4	14	9000	5.4	13	75	3.5	...	2	
46...	62	28	27	25	2	1	1	6	...	4.7	19	57	3.0	...	1	
47...	42	24	24	24	9	10000	4.9	12	71	2.7	1	1	
48...	53	20	20	20	8	...	4.9	11	65	3.5	1	1	
49...	54	20	20	20	13	10500	5.0	6	72	4.3	...	1	
50...	54	20	20	20	
51...	52	20	20	19	1	8	...	4.3	12	69	3.8	...	1	
52...	140	52	52	52	32	20000	6.8	20	84	3.7	
53...	305	107	95	89	6	11	11	1	41	9500	5.3	62	61	3.3	6	11	
54...	35	16	9	9	...	7	5	2	10	10000	5.0	6	55	3.5	
55...	**258	13	13	10	3	10	21000	6.4	2	1	
56...	52	15	2	2	...	13	13	2	13	55	5.1	...	3	
17.....	**5578	2275	1920	1765	155	295	254	41	...	60	712	13500	5.8	1426	75	3.2	27	153	
1...	78	21	19	19	...	15	15	53	15000	5.6	24	89	5.0	...	1	
2...	78	26	25	25	...	1	1	15	23000	7.3	11	81	4.7	...	1	
3...	70	28	26	26	...	2	2	19	15000	5.9	6	89	4.8	...	1	
4...	66	31	28	28	...	3	3	27	13500	5.0	1	
5...	62	22	21	21	...	1	1	12	16500	5.0	9	88	5.0	
6...	21	11	11	11	1	10	67	3.6	
7...	25	9	9	9	4	5	99	5.6	...	1	
8...	39	24	22	22	...	2	2	9	15500	5.1	12	75	2.8	

City Block Characteristics

Table 2.—CHARACTERISTICS OF HOUSING UNITS, BY BLOCKS: 1960—Con.

["Total population" contains no persons in group quarters unless preceded by asterisk; one asterisk (*) denotes less than 10 percent; two asterisks (**), 10 percent or more]

Blocks within census tracts	Total population	All housing units by condition and plumbing									Occupied housing units								
		Total	Sound			Deteriorating			Dilapidated	Owner occupied			Renter occupied						
			Total	With all plumbing facilities	Lacking some or all facilities	Total	With all plumbing facilities	Lacking some or all facilities		Total	Average value (dollars)	Average number of rooms	Total	Average contract rent (dollars)	Average number of rooms	Occupied by non-white	1.01 or more persons per room		
9...	68	27	26	26	...	1	1	20	13000	5.8	7	73	3.1	...	1	
10...	99	32	32	32	21	15000	6.1	11	66	4.0	...	1	
11...	24	11	11	11	9	20000	6.0	2	
12...	**158	64	47	41	6	17	17	23	16500	5.9	34	73	3.3	...	2	
13...	145	54	54	52	2	18	12500	6.3	34	67	2.8	...	4	
14...	*186	56	56	51	5	38	14000	6.0	15	86	3.9	...	2	
15...	110	58	58	53	5	16	16500	5.1	39	88	3.7	1	...	
16...	13	4	
17...	*107	40	37	36	1	3	3	25	14000	6.1	14	79	3.6	...	2	
18...	121	43	38	32	6	5	4	1	16	12500	6.1	27	63	3.6	...	3	
19...	*137	57	52	39	13	5	4	1	15	13500	5.9	39	64	3.1	...	2	
20...	189	93	91	66	25	2	1	1	24	13000	5.3	63	63	3.0	...	4	
21...	50	20	18	18	...	2	2	7	...	5.9	13	66	3.4	...	1	
22...	17	8	8	8	3	5	73	3.6	
23...	155	47	47	43	4	22	13000	6.1	24	69	3.5	...	7	
24...	91	37	34	30	4	3	3	23	12000	6.1	14	69	3.6	...	2	
25...	217	85	80	77	3	5	1	4	27	14000	6.2	56	69	3.2	...	10	
26...	35	17	17	17	7	...	4.4	10	201	3.6	...	3	
27...	48	18	18	17	1	5	...	5.8	12	70	4.0	
28...	61	27	27	22	5	10	8500	5.2	16	61	3.9	...	1	
29...	162	65	64	54	10	1	1	27	8500	5.4	36	59	3.6	1	3	
30...	110	42	36	34	2	6	4	2	15	11000	5.4	25	62	3.2	3	4	
31...	165	48	41	35	6	6	5	1	22	9000	6.3	24	58	4.0	11	11	
32...	166	72	71	66	5	1	1	28	10500	5.9	42	73	3.1	2	6	
33...	110	53	22	21	1	16	16	15	19	10000	5.8	27	63	3.7	...	3
34...	16	9	9	9	3	6	56	2.0	
35...	**185	3	
36...	**169	61	54	47	7	7	7	
37...	*101	46	42	42	...	4	4	18	18000	7.2	40	80	2.9	1	3	
38...	108	52	17	17	...	33	33	8	...	7.1	37	76	2.9	1	3	
39...	66	35	25	25	...	5	5	4	45	80	3.2	...	3	
40...	**86	40	12	12	...	5	5	5	6	...	5.7	28	76	3.9
41...	119	62	20	20	...	10	10	18	4	29	74	3.3	...	5
42...	*314	241	239	238	1	31	31	11	7	...	5.7	48	73	3.3
43...	101	67	67	59	8	2	2	1	207	96	1.9	1	21	
44...	22	13	6	5	1	7	1	6	5	...	4.8	58	76	3.1	...	3	
45...	**343	94	82	76	6	11	11	2	8	46	2.8	
46...	96	31	16	16	...	11	11	17	15000	6.1	70	76	3.3	1	8	
47...	72	20	9	9	...	14	13	1	5	7000	5.2	24	55	4.3	...	4	
48...	291	95	56	55	1	11	11	8	8500	5.8	11	47	4.1	1	6	
49...	82	42	20	17	3	33	26	7	34	8000	5.3	57	59	3.8	2	16	
50...	5	4	22	10	12	4	37	55	3.1	...	2	
52...	12	12	12	12	36	1.1
53...	41	28	27	16	11	1	1	28	66	2.3	
54...	10	4	
55...	13	8	1	7	2	5	1	5	39	3.0	...	1	
18.....	*2695	1159	1017	974	43	120	100	20	22	363	14000	6.0	715	77	3.3	23	49
1...	143	48	47	44	3	1	1	25	13000	6.0	23	72	4.1	...	2	
2...	179	60	56	53	3	2	2	32	11500	5.2	28	72	4.1	...	4	
3...	158	50	28	28	...	22	16	6	22	10000	5.2	25	65	3.7	2	8	
4...	*95	31	28	26	2	3	3	19	15000	6.5	11	70	4.2	...	1	
5...	...	2	
6...	21	12	9	9	...	3	3	7	13000	5.6	2	
7...	65	23	20	20	...	3	3	15	17000	6.7	4	
8...	46	16	15	13	2	1	1	7	20000	6.9	8	86	5.0	...	1	
9...	*161	53	48	48	...	3	3	2	26	16000	6.1	26	73	4.4	...	1
10...	150	57	57	55	2	29	12500	5.9	26	76	3.4	...	4	
11...	**94	32	31	29	2	1	1	10	14000	6.3	20	74	2.8	...	1	
12...	95	30	30	30	13	14500	6.8	15	79	4.9	...	1	
13...	85	36	36	34	2	14	16000	5.7	21	68	3.3	...	1	
14...	70	25	23	23	...	2	2	9	14000	6.8	15	86	3.9	...	2	
15...	120	48	44	40	4	4	4	25	14500	6.0	20	100	3.3	...	2	
16...	57	32	32	32	9	11500	6.7	21	65	2.9	
17...	76	33	33	28	5	11	15000	7.1	20	64	3.4	...	1	
18...	*107	52	46	45	1	2	2	10	15000	6.5	35	72	2.9	...	1	
19...	212	117	103	103	...	14	9	5	16	11500	4.7	89	75	3.2	1	4	
20...	264	147	133	131	2	1	1	13	20	18500	5.3	117	71	3.0	1	2
21...	68	27	27	27	6	...	6.3	19	80	3.5	...	2	
22...	49	23	16	16	...	7	5	2	5	...	6.0	17	67	3.8	1	1	
23...	206	110	110	97	13	22	20000	6.5	83	112	2.9	1	3	
24...	174	95	44	43	1	50	43	7	11	10000	7.0	70	62	2.6	17	7	
19.....	*3904	1510	1438	1399	39	66	60	5	1	6	715	13500	5.9	735	76	4.1	7	51	
1...	192	65	64	64	...	1	1	44	13000	5.9	19	75	4.2	...	1	
2...	80	23	23	23	20	21000	7.1	2	
3...	31	14	13	13	...	1	1	9	11000	4.9	4	
4...	**56	20	19	18	1	1	1	13	10000	5.1	7	72	3.7	...	1	
5...	56	18	18	17	1	15	22000	6.9	2	
6...	85	27	27	27	17	12500	5.9	7	77	5.1	...	2	
7...	116	38	38	38	28	12500	5.9	9	77	4.2	...	2	
8...	72	30	29	29	...	1	1	21	13000	5.3	9	76	5.2	1	...	
9...	96	30	30	30	23	12000	5.7	7	68	4.0	1	...	
11...	99	37	35	35	...	2	2	16	11500	5.4	18	69	3.9	...	1	
12...	152	55	52	51	1	3	3	30	11500	6.0	22	76	4.1	...	3	
13...	130	56	52	49	3	4	4	37	15500	6.1	19	65	3.8	

Table 2.—CHARACTERISTICS OF HOUSING UNITS, BY BLOCKS: 1960—Con.

["Total population" contains no persons in group quarters unless preceded by asterisk; one asterisk (*) denotes less than 10 percent; two asterisks (**), 10 percent or more]

Blocks within census tracts	Total population	All housing units by condition and plumbing									Occupied housing units							
		Total	Sound			Deteriorating			Dilapidated	Owner occupied			Renter occupied			Occupied by non-white	1.01 or more persons per room	
			Total	With all plumbing facilities	Lacking some or all facilities	Total	With all plumbing facilities	Lacking some or all facilities		Total	Average value (dollars)	Average number of rooms	Total	Average contract rent (dollars)	Average number of rooms			
							With flush toilet	No flush toilet										
14...	134	46	46	46	27	12500	5.9	18	71	4.4	...	1	
15...	145	60	59	59	27	12500	5.4	32	91	4.7	...	1	
16...	151	49	47	47	35	13000	5.7	14	91	4.7	...	2	
17...	113	42	42	42	35	15000	6.5	6	79	5.5	
18...	186	89	89	89	22	16500	6.6	63	92	4.5	...	1	
19...	67	26	26	23	3	10	16500	6.6	16	72	4.0	
20...	48	12	12	12	8	12000	7.0	3	1		
20...	48	12	12	23	4	11	9500	6.2	38	67	3.9	...	1	
21...	110	50	46	42	4	11	9000	4.6	13	71	3.4	
22...	51	26	24	24	9	12000	5.4	21	67	3.7	...	2	
23...	79	33	33	33	
24...	46	19	19	19	9	9500	4.9	8	66	3.0	...	1	
25...	27	8	8	8	6	10000	6.3	2	1	1	
26...	39	14	11	11	1	13	61	4.1	...	1	
27...	16	7	7	7	2	5	54	5.2	
28...	5	3	
29...	25	12	11	11	2	9	66	3.7	
30...	47	18	18	18	8	10500	5.8	10	65	3.9	...	2	
31...	12	4	
32...	23	10	10	10	7	10000	5.9	3	
33...	72	26	26	25	1	9	9500	6.1	16	72	5.1	
34...	37	18	18	17	1	8	...	5.0	9	67	3.7	...	1	
35...	**117	34	32	31	1	14	10500	5.9	20	75	4.2	...	2	
36...	97	51	48	48	10	10000	4.6	38	78	3.1	...	1	
37...	46	21	14	14	7	...	5.1	13	71	3.5	...	3	
38...	62	22	21	21	12	11000	6.3	10	65	4.4	
39...	49	20	16	16	6	...	5.3	11	78	5.1	
40...	49	18	18	18	8	16000	6.6	10	78	4.3	
41...	135	43	40	40	24	13000	6.8	19	68	4.2	...	3	
42...	56	26	25	25	11	10500	5.7	14	77	3.6	...	1	
43...	*56	22	17	15	2	14	10000	5.4	8	56	2.9	...	1	
44...	*74	23	22	18	4	10	10000	4.4	11	59	4.1	...	5	
45...	55	28	23	18	5	7	9500	4.3	19	71	3.3	...	2	
46...	**107	44	43	42	1	5	...	5.8	35	72	4.1	...	1	
47...	30	9	8	8	4	5	73	4.4	...	1	
48...	66	31	26	22	4	10	12500	5.4	20	61	3.6	...	1	
49...	14	5	5	3	2	1	4	3	
50...	147	59	53	48	5	27	16000	6.2	27	75	3.3	...	1	
51...	60	28	27	27	14	23000	7.0	13	127	5.5	...	1	
52...	86	41	41	41	6	...	8.2	32	106	4.3	...	1	
20.....	*2516	802	780	721	59	22	19	3	...	420	17500	6.6	348	84	3.8	6	49	
1...	*220	82	66	66	...	16	16	33	15500	6.8	44	80	3.8	2	2	
2...	*338	4	10	
3...	*139	55	55	37	18	16	15000	5.9	38	61	1.9	
4...	*63	26	26	16	10	9	...	5.4	13	72	3.2	...	7	
5...	*181	52	51	51	...	1	1	25	11000	5.6	26	83	3.8	...	1	
6...	*136	53	51	39	12	2	1	26	13500	6.0	20	76	3.6	1	3	
7...	113	39	39	35	4	20	14500	6.0	18	79	3.2	...	3	
8...	*116	37	37	31	6	18	14500	6.4	18	71	3.3	...	4	
9...	*208	36	34	34	...	2	13	15500	6.8	21	70	3.7	...	4	
10...	*142	32	32	32	20	18000	8.1	12	88	4.6	
11...	90	34	34	34	14	20000	7.4	19	85	4.0	...	1	
12...	100	37	37	37	21	17500	6.6	16	91	3.8	...	2	
13...	*111	42	42	39	3	23	14000	5.7	17	76	4.0	
14...	126	41	41	39	2	31	13000	6.3	9	89	5.0	...	4	
15...	122	32	32	31	1	22	14500	6.5	10	84	4.9	...	2	
16...	101	30	30	30	17	20000	7.3	13	234	4.7	...	2	
17...	85	24	24	24	17	22000	7.1	7	85	4.9	...	2	
18...	79	32	32	32	20	15500	5.5	9	83	4.0	...	1	
19...	125	41	41	41	24	22000	6.9	15	85	4.9	...	1	
20...	119	38	38	36	2	27	24000	7.2	11	81	5.7	
21...	45	17	17	16	1	9	35000	8.3	5	...	4.6	
22...	57	18	17	17	...	1	1	13	33000	8.8	5	81	5.0	
21.....	*3608	814	783	762	21	30	30	1	556	18000	6.9	235	88	4.4	3	37
1...	5	2	
2...	11	3	14	26000	8.1	3	
3...	78	19	16	16	...	3	3	19	16500	7.0	8	82	3.3	...	2	
5...	77	29	29	26	3	18	22000	7.5	4	
6...	68	23	20	20	...	3	3	18	18500	8.0	4	3	
7...	103	23	19	19	...	4	4	16	28000	8.6	4	
8...	77	20	19	19	...	1	1	40	16500	6.0	10	110	5.6	...	3	
10...	168	51	50	50	...	1	1	11	21000	7.9	11	83	4.1	...	1	
11...	182	55	53	53	...	1	1	42	21000	7.9	
12...	*264	66	65	63	2	1	1	43	20000	7.3	21	124	4.2	...	3	
13...	*211	62	62	62	51	17500	7.0	11	89	4.8	...	1	
14...	*277	67	62	61	1	5	5	47	16500	7.2	19	84	4.4	...	7	
15...	*267	78	76	74	2	2	2	40	17500	6.6	35	81	4.1	...	3	
16...	*263	13	13	8	5	3	9	62	2.9	...	1	
17...	*102	35	34	30	4	1	1	14	15500	5.2	21	112	3.3	...	2	
18...	*437	3	1	
20...	*94	25	25	25	19	16500	6.7	4	
21...	95	26	26	26	21	17000	7.0	5	90	4.4	
22...	69	22	21	21	...	1	1	19	14500	6.5	3	
23...	*136	37	36	36	...	1	1	22	17500	6.6	14	89	4.9	
24...	*119	37	36	36	...	1	1	29	14500	6.8	8	57	4.6	...	1	

City Block Characteristics

Table 2.—CHARACTERISTICS OF HOUSING UNITS, BY BLOCKS: 1960—Con.

["Total population" contains no persons in group quarters unless preceded by asterisk; one asterisk (*) denotes less than 10 percent; two asterisks (**), 10 percent or more]

Blocks within census tracts	Total population	All housing units by condition and plumbing										Occupied housing units							
		Sound				Deteriorating				Dilapidated	Owner occupied			Renter occupied			Occupied by non-white	1.01 or more persons per room	
		Total	Total	With all plumbing facilities	Lacking some or all facilities	Total	With all plumbing facilities	Lacking some or all facilities			Total	Average value (dollars)	Average number of rooms	Total	Average contract rent (dollars)	Average number of rooms			
								With flush toilet	No flush toilet										
25...	*128	39	39	39	33	16500	7.0	4	1
26...	**169	29	27	27	17	16500	6.9	12	77	6.8	2
27...	**158	36	34	30	4	2	2	15	13500	5.8	19	68	3.4	4
28...	18	6	6	6	4	1
30...	4	1
31...	17	4
32...	11	3
22.....	5332	1817	1650	1635	15	149	144	5	...	18	1346	12500	5.2	428	75	4.3	35	83	
1...	133	46	44	44	...	2	2	30	15000	6.1	16	74	3.9	...	2	
2...	106	37	34	34	...	3	3	25	14000	5.8	11	83	4.3	...	4	
3...	150	44	40	40	...	4	4	28	15000	5.8	14	82	4.5	...	6	
4...	95	33	30	30	...	3	3	27	14500	5.0	6	67	3.8	...	2	
5...	34	13	12	12	...	1	1	8	11500	5.4	5	81	3.8	...	1	
6...	179	68	59	59	...	9	9	37	10500	5.0	29	69	3.8	...	3	
7...	219	75	66	64	2	8	8	58	12000	5.2	17	70	4.2	...	2	
8...	32	13	13	13	8	13000	4.6	5	67	3.4	...	2	
9...	33	13	11	11	...	2	...	2	11	10500	4.5	2	
10...	54	18	18	18	15	13000	4.6	2	
11...	61	18	18	18	18	12500	5.0	1	
12...	43	15	15	15	11	15500	5.0	4	
13...	200	66	63	63	...	3	3	55	13000	5.1	10	71	4.5	...	2	
14...	110	40	35	35	...	5	5	34	11000	5.1	6	82	3.7	...	2	
15...	288	96	88	88	...	8	7	1	72	13500	5.1	21	74	4.6	...	6	
16...	96	30	28	28	...	2	2	22	10000	5.3	8	66	5.3	...	1	
17...	209	77	72	72	...	1	1	4	60	12000	5.1	15	75	4.1	...	1	
18...	46	18	15	15	...	3	3	15	16500	5.2	3	
19...	90	32	30	30	...	2	2	29	12500	5.1	3	1	
20...	17	6	6	6	6	11000	4.5	
21...	84	29	26	26	...	3	3	25	10500	4.8	4	
22...	137	46	39	39	...	7	7	35	11500	5.1	11	80	4.7	...	1	
23...	138	44	42	41	1	2	2	31	14500	5.6	10	85	4.6	
24...	135	47	42	42	...	3	3	2	24	13500	5.6	21	78	4.1	...	1	
25...	164	53	52	52	...	1	1	47	13500	5.6	6	94	4.8	...	2	
26...	188	66	61	61	...	2	2	3	43	10000	5.4	19	70	4.3	...	3	
27...	89	31	29	29	...	2	2	28	18500	5.5	3	
28...	186	59	54	54	...	5	5	45	14500	5.2	14	85	4.6	...	3	
29...	39	17	14	14	...	3	3	11	13000	4.7	6	74	4.2	
30...	206	71	53	53	...	18	18	37	14000	5.8	33	76	4.8	2	...	
31...	136	42	42	42	38	17000	5.8	4	2	
32...	122	40	34	34	...	6	6	31	13500	5.2	7	87	4.6	...	3	
33...	90	27	26	26	...	1	1	23	12000	5.5	3	1	
34...	74	22	21	21	...	1	1	21	15500	5.4	1	1	
35...	72	24	13	13	...	5	5	6	20	10500	5.0	2	7	
36...	78	25	20	20	...	4	4	18	10000	4.6	7	74	5.3	3	1	
37...	40	19	18	17	1	3	1	11	10000	4.5	5	
38...	52	23	20	17	3	3	2	1	15	9000	4.5	8	65	3.9	...	1	
39...	15	7	5	5	...	2	1	1	7	10500	4.6	2	
40...	18	5	4	4	...	1	1	4	1	
41...	48	13	11	10	1	2	2	13	9500	5.1	5	1	
42...	18	5	3	3	...	2	2	3	2	2	
43...	27	8	7	7	...	1	1	7	15500	5.9	1	1	
44...	29	13	5	5	...	8	8	7	12000	5.4	3	
45...	35	15	15	15	12	14000	4.3	3	5	
46...	20	8	7	6	1	1	5	...	5.0	2	
47...	112	39	38	38	...	1	1	26	11500	5.0	11	79	4.0	1	4	
48...	72	24	24	24	16	11000	4.8	7	79	4.1	...	2	
49...	78	26	25	25	...	1	1	17	11000	4.9	8	79	3.9	...	2	
50...	109	38	38	36	2	31	10500	5.2	6	57	4.2	1	2	
51...	104	34	34	33	1	22	10000	5.3	12	61	4.1	1	3	
52...	65	23	23	23	18	9000	5.3	5	70	4.4	4	1	
53...	26	9	9	8	1	6	10000	5.8	3	
54...	108	37	37	37	28	11000	5.7	8	66	3.3	2	1	
55...	66	26	20	20	...	6	6	17	9000	5.1	8	74	3.4	...	1	
56...	19	5	3	3	...	2	2	2	3	1	
58...	7	3	
59...	53	14	14	13	1	14	9000	5.6	
60...	35	10	10	10	8	10500	5.1	1	2	
61...	34	7	7	7	6	
62...	9	5	5	4	1	4	12000	4.8	1	3	
23.....	5704	1963	1943	1924	19	16	12	4	...	4	1496	15500	5.4	412	88	4.3	1	72	
1...	56	21	20	20	...	1	1	16	14000	5.8	4	1	
2...	76	26	24	24	...	2	1	21	12500	5.8	5	53	3.8	
3...	80	25	24	24	...	1	1	17	12000	5.4	8	78	5.0	
4...	141	44	44	42	2	41	29000	6.6	3	1	
5...	32	9	9	9	9	31000	6.8	
6...	30	9	9	9	9	27000	6.4	
7...	79	24	24	24	22	24000	6.2	2	1	
8...	44	13	13	13	13	25000	6.6	
9...	364	144	142	142	...	2	2	124	14500	5.3	19	212	4.7	...	1	
10...	202	63	61	60	1	2	1	1	50	14000	5.0	9	63	3.6	...	7	
11...	4	1	
12...	21	7	7	7	7	12500	4.7	
13...	53	16	16	16	14	20000	5.7	2	
14...	20	8	8	8	8	18500	5.4	1	

Table 2.—CHARACTERISTICS OF HOUSING UNITS, BY BLOCKS: 1960—Con.

["Total population" contains no persons in group quarters unless preceded by asterisk: one asterisk (*) denotes less than 10 percent; two asterisks (**), 10 percent or more]

Blocks within census tracts	Total population	All housing units by condition and plumbing										Occupied housing units						
		Total	Sound			Deteriorating				Dilapidated	Owner occupied			Renter occupied			Occupied by non-white	1.01 or more persons per room
			Total	With all plumbing facilities	Lacking some or all facilities	Total	With all plumbing facilities	Lacking some or all facilities			Total	Average value (dollars)	Average number of rooms	Total	Average contract rent (dollars)	Average number of rooms		
								With flush toilet	No flush toilet									
15...	38	14	13	13	...	1	1	13	16000	5.3	1	1
16...	73	22	22	22	21	15500	5.4	1	1
17...	94	34	34	34	33	18500	5.3	1
18...	26	6	6	6	6	18500	5.2
19...	69	24	24	24	24	16000	5.0
20...	88	26	26	26	25	15500	4.9	1	3
21...	67	18	18	18	17	23000	6.4	1	1
22...	42	18	18	18	16	18500	5.9	2
23...	53	20	20	20	18	22000	6.2	2
24...	31	12	12	12	10	28000	6.1	1
25...	38	12	12	12	11	25000	6.4
26...	50	15	15	15	15	20000	6.1
27...	29	12	12	12	12	18000	6.0
28...	56	18	18	18	16	17500	6.8	1
29...	54	17	17	17	16	14000	5.8	1	1
30...	89	32	31	31	...	1	1	25	15000	5.2	7	81	4.0	...	1
31...	88	29	29	28	1	27	15500	5.3	2
32...	85	29	29	29	29	14500	5.0	1
33...	43	12	12	12	12	15500	5.1	1
34...	25	8	7	7	...	1	1	8	13000	5.6
35...	48	17	17	17	15	16500	5.3	2
36...	46	16	16	16	14	17500	5.6	1
37...	77	25	25	25	23	13500	5.0	2	3
38...	70	22	19	19	...	2	2	1	18	11500	4.8	2	3
39...	142	42	42	42	33	14500	5.5	9	82	4.8	...	1
40...	63	24	24	22	2	16	13000	5.9	8	71	3.6
41...	57	18	18	18	15	14000	5.6	3
42...	49	17	17	17	14	11500	4.4	3	2
43...	141	39	39	39	32	24000	6.6	6	83	5.5	...	1
44...	47	15	15	15	11	14500	5.6	4
45...	55	19	19	19	16	12000	5.4	3	1
46...	35	15	15	13	2	9	12500	5.4	6	55	4.2
47...	39	17	17	17	15	13500	4.9	2
48...	63	27	26	26	1	21	13000	5.0	4	1
49...	78	28	28	28	27	11000	5.3	1
50...	74	30	30	30	25	10500	5.0	5	80	4.2
51...	138	51	51	51	14	15500	5.4	33	84	4.1	...	2
52...	317	100	100	100	32	19000	5.0	57	86	4.0	...	14
54...	176	65	65	65	12	11500	4.5	43	85	4.2	1	7
55...	85	30	30	28	2	17	10500	5.2	11	79	4.5
56...	125	44	42	42	...	1	1	1	35	13000	5.4	7	75	4.3
57...	76	29	29	29	24	13000	5.2	4	1
58...	28	8	8	8	6	12500	5.5	2
59...	39	15	15	15	12	11500	6.0	3
60...	59	18	18	18	13	11500	5.9	5	70	5.4
61...	111	45	45	45	26	16000	5.6	19	94	3.6	...	1
62...	91	30	30	30	26	17500	6.3	3
63...	58	18	18	18	10	15500	6.0	7	89	5.1
64...	50	21	21	21	13	10500	5.5	8	78	3.9
65...	31	14	14	14	6	13500	4.8	7	84	4.1
66...	61	20	20	20	15	12500	4.8	5	78	4.8	...	1
67...	40	13	13	13	11	12000	4.9	2
68...	63	29	29	24	5	15	13500	5.1	14	67	3.1
69...	87	37	36	33	3	1	...	1	23	10500	5.0	12	68	3.8	...	3
70...	99	36	36	36	25	14000	5.1	10	79	4.9
71...	115	43	43	43	34	11000	4.4	9	82	4.2	...	1
72...	153	49	47	46	1	1	...	1	...	1	41	10500	4.9	6	70	5.2	...	3
73...	73	28	28	28	20	12500	4.9	6	77	5.0	...	1
74...	81	28	28	28	24	12500	5.1	4
75...	22	4
76...	10	2
77...	92	27	27	27	27	19000	4.9	2
24.....	*4642	1457	1453	1449	4	3	2	1	...	1	1299	26000	5.9	142	103	4.6	...	34
1...	63	20	19	19	...	1	1	16	35000	7.1	2
2...	3	1
3...	3	1
4...	52	14	14	14	14	38000	7.2
5...	9	2
6...	7	2
7...	21	7	7	7	7	35000	6.3
9...	26	9	9	9	9	40000	6.2
10...	9	3
11...	20	7	7	7	7	40000	7.6
12...	48	13	13	13	13	40000	7.5
13...	31	12	12	12	12	34000	7.2
14...	40	15	15	15	14	36000	7.1
15...	47	15	15	15	15	32000	7.3
17...	37	14	14	14	13	38000	6.8
18...	27	8	8	8	8	40000	6.3
19...	27	8	8	8	8	42000	6.0	1
20...	21	8	8	8	8	37000	6.9
21...	94	39	39	39	27	18000	4.9	11	100	3.3
22...	63	25	25	25	22	13500	4.2	3	2
23...	47	15	15	15	15	15000	4.6	1
24...	49	15	15	15	13	17000	4.7	2	1

City Block Characteristics

Table 2.—CHARACTERISTICS OF HOUSING UNITS, BY BLOCKS: 1960—Con.

["Total population" contains no persons in group quarters unless preceded by asterisk (*) denotes less than 10 percent; two asterisks (**), 10 percent or more]

Blocks within census tracts	Total population	All housing units by condition and plumbing									Occupied housing units							
		Total	Sound			Deteriorating			Dilapidated	Owner occupied			Renter occupied			Occupied by non-white	1.01 or more persons per room	
			Total	With all plumbing facilities	Lacking some or all facilities	Total	With all plumbing facilities	Lacking some or all facilities		Total	Average value (dollars)	Average number of rooms	Total	Average contract rent (dollars)	Average number of rooms			
25...	65	22	22	22	22	24000	5.7	1	
26...	125	41	41	41	38	22000	5.5	1	1	
27...	24	12	12	12	11	39000	6.6	
29...	9	2	
30...	9	5	5	5	4	1	
31...	20	7	7	7	7	36000	7.9	
32...	21	8	8	8	8	34000	6.4	
34...	6	3	
35...	20	7	7	7	7	35000	6.4	
36...	20	10	10	10	10	40000	6.5	
37...	33	15	15	15	13	41000	6.4	
38...	3	1	2	
39...	74	23	23	23	21	27000	5.7	2	
40...	132	45	45	45	40	24000	5.6	5	...	5.2	
41...	3	1	
42...	146	41	40	40	1	36	28000	6.1	5	101	5.4	
43...	44	17	17	17	17	41000	6.3	
44...	6	3	
46...	1	1	
47...	1	1	
48...	56	21	21	21	15	27000	6.4	6	90	4.7	
49...	86	26	26	26	26	33000	6.2	
50...	24	9	9	9	9	33000	5.6	
51...	16	8	8	8	7	30000	5.7	
52...	92	36	36	36	34	26000	5.5	2	
53...	222	62	62	62	51	20000	5.3	11	86	4.7	...	7	
55...	31	17	17	17	12	23000	4.8	5	102	3.0	
56...	14	4	
57...	*358	35	35	35	33	24000	5.9	2	1	
58...	52	18	18	18	18	22000	5.5	
59...	48	17	17	17	15	32000	5.9	2	
60...	66	24	24	24	23	31000	6.0	1	
61...	18	7	7	7	6	34000	5.8	1	
62...	46	20	20	20	13	27000	5.6	6	114	4.2	
64...	20	10	10	10	10	14500	4.4	
65...	76	26	26	26	22	25000	6.3	3	
66...	155	54	54	54	52	30000	6.0	2	1	
67...	146	43	43	43	43	30000	6.0	1	
68...	89	30	30	30	27	20000	5.6	2	
69...	64	21	21	21	19	19500	5.9	2	
70...	137	57	56	55	1	1	...	1	...	50	17000	5.5	7	95	4.4	
71...	159	55	55	54	1	50	15500	5.5	5	87	4.8	...	1	
72...	66	21	21	20	1	20	23000	6.6	1	
73...	78	20	20	20	20	21000	5.8	1	
74...	107	22	22	22	22	28000	5.9	3	
75...	100	24	23	23	...	1	1	24	26000	5.6	1	
76...	96	24	24	24	23	26000	5.8	1	2	
77...	17	6	6	6	6	17000	5.3	
79...	28	8	8	8	8	17000	5.4	
80...	43	15	15	15	15	17500	5.4	
81...	54	15	15	15	14	15500	5.1	1	
82...	63	16	16	16	16	16000	5.2	2	
83...	46	16	16	16	15	17500	5.3	1	1	
84...	38	13	13	13	13	17000	4.8	
85...	49	17	17	17	13	22000	5.8	4	
86...	66	18	18	18	14	22000	6.1	4	1	
87...	186	55	55	55	49	22000	6.1	5	99	5.2	
88...	104	49	49	48	1	13	22000	6.2	35	102	4.2	...	1	
25.....	5138	1741	1681	1671	10	55	45	9	1	5	1494	14500	5.1	216	77	4.5	5	57
1...	47	15	15	15	15	17000	4.7	
2...	62	21	21	21	20	16000	4.7	1	
3...	64	20	20	20	19	17500	4.8	1	
4...	45	14	14	14	13	18500	5.3	1	
5...	38	20	20	20	19	16000	4.8	1	
6...	78	23	23	23	19	19500	5.5	3	2	
7...	81	24	23	23	...	1	1	20	15500	5.1	3	1	
8...	5	1	
9...	44	10	10	10	9	9000	4.8	3	
10...	50	15	14	14	...	1	...	1	...	13	12500	4.5	2	2	
11...	34	10	10	10	10	14000	5.0	3	
12...	128	39	39	39	34	14000	5.1	4	2	...	
13...	2	1	
14...	15	5	2	2	...	3	3	5	10000	4.8	1	
15...	105	33	32	30	2	1	1	28	14000	5.3	4	2	
16...	52	14	14	14	14	17000	5.0	1	
17...	67	25	23	23	...	2	2	23	10500	4.3	2	1	
18...	68	22	20	19	1	1	1	18	10500	4.4	4	2	
19...	234	74	74	74	72	18500	5.5	2	
20...	65	22	22	22	14	19500	5.4	8	119	5.3	
21...	71	23	23	23	23	18000	5.4	
22...	49	18	18	18	18	20000	5.4	
23...	66	21	21	21	20	17000	5.5	1	
24...	62	22	22	22	21	17500	5.2	1	
25...	64	21	21	21	20	19500	5.5	1	
26...	73	25	25	25	25	18500	5.1	
27...	77	24	24	24	23	18000	5.2	1	

Table 2.—CHARACTERISTICS OF HOUSING UNITS, BY BLOCKS: 1960—Con.

["Total population" contains no persons in group quarters unless preceded by asterisk (*) denotes less than 10 percent; two asterisks (**), 10 percent or more]

Blocks within census tracts	Total population	All housing units by condition and plumbing								Occupied housing units								
		Sound				Deteriorating				Owner occupied			Renter occupied			Occupied by non-white	1.01 or more persons per room	
		Total	With all plumbing facilities	Lacking some or all facilities	Total	With all plumbing facilities	Lacking some or all facilities		Dilapidated	Total	Average value (dollars)	Average number of rooms	Total	Average contract rent (dollars)	Average number of rooms			
							With flush toilet	No flush toilet										
28...	35	8	8	8	6	16000	5.0	2	2	
29...	55	20	19	19	...	1	1	15	13000	4.7	3	2	
30...	55	22	22	22	21	12500	5.1	1	1	
31...	64	22	21	21	...	1	1	18	12500	5.1	4	1	
32...	49	19	19	19	16	14500	4.8	2	1	
33...	71	26	26	26	24	15000	4.9	2	1	
34...	86	31	30	30	1	25	12500	5.3	5	...	5.0	...	1	
35...	57	24	23	23	...	1	1	20	12000	5.2	4	2	
36...	111	40	40	40	32	12000	5.0	7	...	77	4.1	2	
37...	71	24	24	21	...	3	18	12500	5.3	5	...	55	4.4	2	
38...	56	23	23	23	20	13000	4.7	2	
39...	118	38	38	38	31	21000	5.4	7	...	87	4.6	...	
40...	77	30	30	30	25	10500	4.8	3	
41...	47	17	16	16	...	1	1	14	11500	4.5	3	1	
42...	129	42	41	41	...	1	1	38	13000	5.0	4	1	
43...	72	25	23	23	...	1	1	...	1	22	12000	5.0	3	1	
44...	76	28	26	26	22	11000	5.3	5	...	57	4.0	2	
45...	93	26	26	26	...	1	1	21	12000	6.0	5	...	66	5.0	...	
46...	104	34	34	34	23	13000	6.0	10	...	74	4.0	...	
47...	78	31	31	31	27	13000	5.0	4	1	
48...	96	31	31	31	26	15000	5.3	5	...	84	4.4	1	
49...	94	35	35	35	31	13000	5.1	4	2	
50...	30	13	8	8	...	4	3	...	1	7	11000	5.0	3	
51...	43	16	16	16	11	10500	5.0	4	2	
52...	106	37	36	36	...	1	1	24	15000	4.7	11	...	67	4.1	1	
53...	99	36	36	36	...	2	2	48	14500	5.5	7	...	75	5.1	3	
54...	163	54	52	52	...	2	1	...	1	36	12500	5.5	7	...	70	4.3	1	
55...	132	43	41	41	...	2	2	33	12000	5.3	9	...	75	3.7	...	
56...	120	43	41	41	...	5	4	...	1	21	10000	4.9	7	
57...	76	28	23	22	...	1	16	11500	4.5	5	...	80	3.8	1	
59...	59	21	19	19	...	2	2	15	14000	4.4	4	2	
60...	53	20	18	17	...	1	31	20000	5.1	1	
61...	98	32	32	32	...	4	4	32	17000	5.4	3	
62...	117	35	31	31	...	4	1	28	15000	5.0	1	2	
63...	88	29	28	28	...	1	1	22	14000	5.0	1	
64...	59	24	23	23	...	2	2	...	1	30	13000	5.4	1	
65...	84	31	28	28	...	3	3	18	14000	5.8	4	
66...	68	22	19	19	...	3	3	11	12500	5.3	5	...	89	4.2	...	
67...	38	16	16	14	...	2	6	11500	5.5	9	...	79	4.4	...	
68...	43	15	13	13	...	2	2	
69...	52	16	12	12	...	4	1	...	3	13	9500	5.5	1	
70...	20	7	7	7	6	16500	6.2	
71...	55	20	20	20	19	18500	5.3	1	1	
72...	75	25	24	24	...	1	1	24	16500	5.4	
26.....	3840	1350	1332	1315	17	17	14	3	...	1	974	12500	5.6	342	80	4.3	3	39
2...	75	25	25	25	13	13500	5.4	11	...	70	4.4	...	1
3...	96	34	33	33	...	1	1	26	12500	5.3	8	...	86	5.1
4...	116	38	36	35	1	2	2	28	12500	5.3	9	...	83	4.7	...	3
5...	77	27	26	26	...	1	1	20	12000	5.6	7	...	74	4.4	...	1
6...	77	30	28	28	...	2	2	28	11500	5.4	2	
7...	40	13	12	12	...	1	1	9	13000	5.8	4	
8...	30	12	12	12	11	10000	5.4	1	
9...	37	13	13	13	13	15000	5.8	
10...	32	12	12	12	10	16500	6.0	2	
11...	68	27	27	26	1	20	15500	5.2	6	...	83	4.5	...	2
12...	75	28	27	27	...	1	1	21	13500	6.0	6	...	71	4.7	...	3
13...	129	41	38	36	2	2	2	30	12000	5.4	10	...	73	3.8
14...	91	38	38	36	2	25	12000	4.9	11	...	80	4.1
15...	39	16	15	15	...	1	1	12	14500	5.7	4	
16...	35	17	17	15	2	8	13500	6.0	9	...	70	3.2	1	...
17...	50	16	16	16	11	13500	5.5	4	
18...	51	19	19	19	15	12500	5.7	4	
19...	48	18	18	18	14	13000	5.5	4	
20...	66	29	29	29	17	13000	5.6	11	...	78	4.0	1	...
21...	86	31	27	27	...	4	4	23	13500	5.5	8	...	73	4.1	...	1
22...	40	14	14	14	11	11500	5.3	3	
23...	40	16	16	16	15	13000	5.7	
24...	76	26	26	26	23	15000	6.3	2	
25...	76	28	28	28	25	12500	5.8	3	
26...	120	44	44	44	32	12500	5.8	11	...	75	4.3	...	2
27...	78	24	24	24	19	12500	5.5	5	...	69	4.0	...	2
28...	6	2	1
29...	118	48	48	48	6	14500	5.3	32	...	81	4.2
30...	58	24	24	24	19	11500	5.4	4
31...	59	21	21	21	20	13000	5.4	1	1
32...	62	23	23	23	19	12000	5.8	3
33...	61	23	23	23	16	14000	5.9	7	...	112	4.6
34...	44	12	12	12	6	13000	6.7	5	4.4	...	2
35...	129	43	43	39	4	22	12500	5.5	20	...	66	3.5	...	5
36...	69	25	25	25	22	11000	5.5	3
37...	87	29	29	29	25	11500	5.5	4
38...	76	28	28	28	24	12000	5.2	10	...	84	5.0	...	2
39...	122	38	38	38	27	12500	5.6	10	...	75	5.3	...	1
40...	106	32	32	32	22	14000	5.9	10
41...	75	24	24	24	19	15000	5.7	5	5.2	...	1

City Block Characteristics

Table 2.—CHARACTERISTICS OF HOUSING UNITS, BY BLOCKS: 1960—Con.

["Total population" contains no persons in group quarters unless preceded by asterisk; one asterisk (*) denotes less than 10 percent; two asterisks (**), 10 percent or more]

Blocks within census tracts	Total population	All housing units by condition and plumbing									Occupied housing units							
		Total	Sound			Deteriorating			Dilapidated	Owner occupied			Renter occupied			Occupied by non-white	1.01 or more persons per room	
			Total	With all plumbing facilities	Lacking some or all facilities	Total	With all plumbing facilities	Lacking some or all facilities		Total	Average value (dollars)	Average number of rooms	Total	Average contract (dollars)	Average number of rooms			
42...	133	48	48	48	31	11000	5.6	15	120	4.5	...	1
43...	301	104	104	102	2	81	12000	5.6	22	98	4.3	...	3
44...	338	109	109	106	3	73	13000	5.8	35	75	4.0	...	7
45...	16	4
46...	56	17	15	15	...	2	...	2	12	12500	5.6	5	75	4.4	...	1
47...	53	18	18	18	18	10500	5.3	1
48...	52	15	15	15	11	10500	6.1	3	1
49...	42	17	17	17	10	11000	4.7	5	71	4.0	...	1
50...	29	10	10	10	7	12500	5.0	3
27.....	2680	881	837	818	19	32	24	5	3	12	707	14000	5.0	140	65	4.4	...	60
1...	12	4
2...	22	7	7	7	6	42000	8.0	1
4...	11	4
5...	401	119	116	116	...	1	1	2	98	18500	5.2	18	80	4.8	...	12
6...	34	10	10	10	9	33000	6.0
7...	38	12	12	12	12	27000	5.6
8...	32	8	7	7	...	1	1	6	10500	4.8	2	1
9...	12	4
10...	37	12	12	12	10	13500	4.6	2	1
11...	42	13	13	13	9	11500	4.7	4
12...	57	20	20	20	18	13000	5.2	2
13...	66	25	25	25	24	11000	4.4	1	1
14...	43	16	16	15	1	14	11000	5.1	1	1
15...	61	20	19	19	...	1	1	18	9500	4.4	2	2
16...	35	10	10	10	10	24000	5.9
17...	3	1
18...	11	4
19...	13	5	5	5	5	32000	6.0
20...	6	2
21...	5	2
23...	17	6	6	6	5	33000	7.6	2
24...	88	26	25	25	1	22	19500	5.6	2
25...	4	1
26...	32	7	7	7	7	33000	6.4	1
27...	52	22	22	20	2	18	13500	4.7	3	1
28...	60	21	21	20	1	17	10500	4.8	3	1
29...	65	23	23	21	2	21	10000	4.6	2	1
30...	77	22	22	22	19	12500	5.3	3	2
31...	58	17	17	16	1	11	12500	4.9	6	...	4.5	...	2
32...	56	21	20	20	...	1	1	19	8500	4.4	2
33...	43	15	14	14	...	1	1	13	10000	4.5	1	2
34...	52	21	20	19	1	1	15	11500	4.6	5	...	4.2	...	2
35...	12	4
36...	24	8	7	7	...	1	1	6	18500	6.5
37...	22	8	8	8	7	24000	6.3	1
41...	2	1
42...	11	5	5	5	5	12000	4.0
43...	9	3
44...	33	10	9	9	1	9	10500	5.1	1
45...	61	20	18	18	...	2	1	1	17	9000	4.6	3
46...	62	20	19	17	2	1	1	17	9000	5.4	3	1
47...	56	20	18	17	1	2	1	1	18	8000	4.9	2
48...	6	3
49...	16	5	5	5	4
50...	46	23	22	20	2	1	1	16	7500	4.5	7	51	3.6	...	2
51...	63	18	18	18	17	9500	4.8	1	2
52...	53	21	20	20	1	15	8000	4.2	5	63	3.8	...	1
53...	54	16	15	15	...	1	1	14	11000	5.1	2	2
56...	26	10	10	10	8	9000	5.1	2
57...	33	8	7	7	1	8	8000	5.3	1
58...	44	11	9	8	1	2	11	9000	4.3	3
59...	94	25	23	21	2	2	2	20	10500	5.1	4	5
60...	56	16	14	12	2	2	2	11	8000	4.6	4	4
61...	64	23	22	22	...	1	1	11	8500	4.9	9	64	4.3	...	4
62...	51	18	16	15	1	2	2	11	11000	4.6	6	63	4.7	...	2
63...	33	14	12	12	...	1	1	1	8	7500	4.5	6	57	3.8	...	1
64...	25	10	7	7	...	1	1	2	6	7500	4.2	4	1
65...	4	1
66...	36	13	12	12	...	1	...	1	10	15000	4.5	2
67...	27	9	8	8	...	1	1	5	11500	4.4	4
68...	22	7	6	6	1	5	9000	4.4	2
69...	17	6	5	5	...	1	1	5	6500	5.2	1
71...	30	15	15	15	5	10500	4.6	6	60	3.2	...	1
72...	23	10	7	7	...	3	1	1	1	...	6	6500	4.8	1	1

U.S. CENSUS OF HOUSING: 1960

Series HC(3)-144

CITY BLOCKS

Rockford, Ill.

Prepared under the supervision of
WAYNE F. DAUGHERTY, Chief
Housing Division




U.S. DEPARTMENT OF COMMERCE

Luther H. Hodges, Secretary

BUREAU OF THE CENSUS

Richard M. Scammon, Director (From May 1, 1961)

Robert W. Burgess, Director (To March 3, 1961)





BUREAU OF THE CENSUS

RICHARD M. SCAMMON, *Director* (From May 1, 1961)

ROBERT W. BURGESS, *Director* (To March 3, 1961)

A. ROSS ECKLER, *Deputy Director*

HOWARD C. GRIEVES, *Assistant Director*

CONRAD TABUBER, *Assistant Director*

MORRIS H. HANSEN, *Assistant Director for Statistical Standards*

CHARLES B. LAWRENCE, JR., *Assistant Director for Operations*

WALTER L. KEHRES, *Assistant Director for Administration*

CALVERT L. DEDRICK, *Chief, International Statistical Programs Office*

A. W. VON STRUVE, *Acting Public Information Officer*

Housing Division—

WAYNE F. DAUGHERTY, *Chief*

DANIEL B. RATHBUN, *Assistant Chief*

BRULAH WASHBAUGH, *Special Assistant*

MILTON D. LIBBERMAN, *Chief, Coordination and Research*

Decennial Operations Division—GLEN S. TAYLOR, *Chief*

Electronic Systems Division—ROBERT F. DRURY, *Chief*

Field Division—JEFFERSON D. MCPHIE, *Chief*

Geography Division—WILLIAM T. FAY, *Chief*

Population Division—HOWARD G. BRUNSMAN, *Chief*

Statistical Methods Division—JOSEPH STEINBERG, *Chief*

Library of Congress Card Number: A61-9347

SUGGESTED CITATION

U.S. Bureau of the Census. *U.S. Census of Housing: 1960. Vol. III, City Blocks.*
Series HC(3), No. 144.

U.S. Government Printing Office, Washington, D.C., 1961.

For sale by the Superintendent of Documents, U.S. Government Printing Office, Washington 25, D.C.
or any of the Field Offices of the Department of Commerce — Price 30 cents.

Table 1.—CHARACTERISTICS OF HOUSING UNITS, FOR THE CITY: 1960

Subject	Number	Percent	Subject	Number	Percent
All housing units.....	41,301	100.0	Occupied housing units—Con.		
CONDITION AND PLUMBING			COLOR		
Sound.....	36,557	88.5	White.....	38,553	96.7
With all plumbing facilities.....	34,421	83.3	Nonwhite.....	1,335	3.3
Lacking some or all facilities.....	2,136	5.2	PERSONS PER ROOM		
Deteriorating.....	4,032	9.8	1.00 or less.....	36,793	92.2
With all plumbing facilities.....	3,007	7.3	1.01 or more.....	3,095	7.8
Lacking some or all facilities.....	1,025	2.5	AVERAGE NUMBER OF ROOMS		
With flush toilet.....	928	2.2	Owner occupied.....	5.5	...
No flush toilet.....	97	0.2	Renter occupied.....	4.0	...
Dilapidated.....	712	1.7	VALUE AND RENT		
Occupied housing units.....	39,888	100.0	Average value.....dollars..	16,200	...
TENURE			Average contract rent.....dollars..	70	...
Owner occupied.....	24,665	61.8			
Renter occupied.....	15,223	38.2			

NOTE.—On the map for Rockford approximately 1,990 blocks are identified.

Table 2.—CHARACTERISTICS OF HOUSING UNITS, BY BLOCKS: 1960

[“Total population” contains no persons in group quarters unless preceded by asterisk: one asterisk (*) denotes less than 10 percent; two asterisks (**), 10 percent or more]

Blocks within census tracts	Total population	All housing units by condition and plumbing									Occupied housing units							
		Total	Sound			Deteriorating			Dilapidated	Owner occupied			Renter occupied			Occupied by non-white	1.01 or more persons per room	
			Total	With all plumbing facilities	Lacking some or all facilities	Total	With all plumbing facilities	Lacking some or all facilities		Total	Average value (dollars)	Average number of rooms	Total	Average contract rent (dollars)	Average number of rooms			
3.....	3	2
1....	3	2
4.....	*4798	1332	1326	1323	3	5	4	1	...	1	1260	26000	5.7	40	117	4.9	1	54
1....	29	10	8	8	...	1	1	1	7	34000	6.3	2	1
3....	3	1
4....	20	5	5	5	3	2
5....	152	51	51	50	1	46	37000	6.6	3	1	2
9....	3
10....	46	13	13	13	13	29000	5.7
11....	15	5	5	5	4
12....	21	5	5	5	5	29000	6.4
13....	160	47	47	47	42	36000	6.6	2
14....	141	39	38	38	...	1	1	31	35000	6.8	3
15....	69	20	20	20	17	31000	6.8	2
16....	45	13	11	11	...	2	1	1	13	35000	7.2	1
18....	7
19....	59	16	16	16	15	36000	6.7
20....	62	15	15	15	14	41000	7.4
21....	*202	42	42	41	1	38	23000	5.7	2	2
22....	24	7	7	7	6	22000	6.3	1	1
23....	66	19	19	18	1	18	22000	5.8	1	1
24....	35	10	10	10	9	28000	7.6
25....	31	10	10	10	8	24000	6.8	2
26....	42	11	11	11	10	27000	6.3	1
27....	44	13	13	13	11	25000	5.7	1
28....	35	11	11	11	11	29000	5.3
29....	23	6	6	6	5	29000	5.6	1
30....	19	6	6	6	5	33000	6.4
31....	25	7	7	7	7	31000	5.7
32....	15	3
33....	48	12	12	12	12	22000	5.3	1
34....	29	8	8	8	8	19000	5.0	1
35....	5	1
36....	3	9
37....	31	9	9	9	9	20000	4.7
38....	49	12	12	12	12	25000	5.3	2
39....	35	10	10	10	10	23000	5.3
40....	47	12	12	12	11	28000	5.5	1
41....	71	16	16	16	16	22000	5.4	3
42....	73	19	19	19	18	19000	5.1	2
43....	89	23	23	23	22	18000	5.0	1	2
44....	26	8	8	8	7	23000	6.1
45....	26	8	8	8	8	23000	5.4	1
46....	57	18	18	18	18	23000	5.2
47....	66	16	16	16	16	18500	5.3	2
48....	57	16	16	16	16	20000	5.2
49....	63	20	20	20	20	20000	5.6	1
50....	36	12	12	12	12	20000	5.8	1
51....	*38	6	6	6	6	22000	5.8
52....	78	22	22	22	21	23000	5.7	1	1
53....	63	19	19	19	19	22000	5.9

City Block Characteristics

Table 2.—CHARACTERISTICS OF HOUSING UNITS, BY BLOCKS: 1960—Con.

["Total population" contains no persons in group quarters unless preceded by asterisk; one asterisk (*) denotes less than 10 percent; two asterisks (**), 10 percent or more]

Blocks within census tracts	Total population	All housing units by condition and plumbing								Occupied housing units								
		Sound				Deteriorating				Dilapidated	Owner occupied			Renter occupied			Occupied by non-white	1.01 or more persons per room
		Total	With all plumbing facilities	Lacking some or all facilities	Total	With all plumbing facilities	Lacking some or all facilities	With flush toilet	No flush toilet		Total	Average value (dollars)	Average number of rooms	Total	Average contract rent (dollars)	Average number of rooms		
54...	38	14	14	14	13	26000	5.6	
55...	60	15	15	15	15	22000	5.5	
57...	65	16	16	16	16	24000	5.9	
58...	75	19	19	19	19	18500	5.1	1	
59...	89	23	22	22	...	1	1	23	17500	5.0	3	
60...	60	16	16	16	16	22000	5.2	
61...	60	15	15	15	15	21000	5.1	1	
62...	55	14	14	14	14	24000	5.1	1	
63...	64	15	15	15	15	24000	5.5	1	
64...	48	15	15	15	14	28000	5.5	1	
65...	123	32	32	32	32	24000	5.6	4	
66...	52	19	19	19	19	23000	5.1	
67...	134	40	40	40	36	21000	5.3	2	1	
68...	110	31	31	31	28	31000	6.0	2	
69...	51	16	16	16	16	34000	5.9	
70...	124	30	30	30	30	25000	5.5	2	
71...	40	10	10	10	9	20000	5.3	1	
72...	40	11	11	11	10	21000	5.5	1	1	
73...	38	10	10	10	9	23000	5.4	
74...	39	11	11	11	10	21000	5.4	1	
75...	49	12	12	12	12	18500	5.0	1	
76...	21	6	6	6	6	27000	5.3	
77...	71	20	20	20	19	28000	6.2	
78...	136	41	41	41	41	28000	6.0	1	
79...	88	29	29	29	29	30000	6.3	
80...	86	27	27	27	26	27000	5.5	1	1	
81...	123	35	35	35	35	26000	5.7	1	
82...	102	27	27	27	26	21000	5.6	2	
83...	81	23	23	23	22	20000	5.1	1	1	
84...	61	18	18	18	16	22000	5.1	2	1	
85...	74	23	23	23	21	19500	5.0	1	
86...	86	23	23	23	22	21000	5.4	1	1	
89...	28	7	7	7	7	22000	5.3	
90...	44	12	12	12	10	26000	5.3	1	1	
5.....	325	95	92	91	1	3	...	1	2	86	19000	5.2	3	3	
1...	282	84	84	84	80	19000	5.2	2	
2...	23	4	
3...	2	1	
4...	2	1	
9...	5	1	
10...	...	1	
11...	6	2	
12...	5	1	
6.....	*4566	1407	1407	1403	4	1295	24000	5.7	84	111	4.6	...	42	
1...	34	10	10	10	8	27000	5.9	
2...	46	13	13	13	11	33000	5.6	
3...	198	62	62	62	42	30000	5.9	14	98	4.0	...	2	
4...	65	20	20	20	17	26000	5.8	1	
5...	33	10	10	10	9	26000	5.6	1	
6...	74	23	23	21	2	21	27000	5.7	2	
7...	56	16	16	16	16	26000	5.7	
8...	80	25	25	25	24	32000	6.0	1	
9...	23	7	7	7	7	38000	6.4	
10...	38	12	12	12	12	38000	6.5	
11...	26	8	8	8	8	40000	6.6	
12...	37	13	13	13	13	31000	6.0	
13...	56	17	17	17	17	27000	5.4	
14...	32	13	13	13	13	32000	5.8	
15...	12	5	5	5	5	37000	7.6	
16...	51	18	18	18	18	25000	5.9	
17...	59	20	20	20	19	25000	6.2	1	
18...	39	11	11	11	11	33000	7.5	
19...	55	20	20	20	20	27000	6.4	
20...	60	21	21	21	21	21000	5.6	
21...	58	16	16	16	15	17000	5.3	1	1	
22...	39	15	15	14	1	15	22000	5.7	
23...	40	14	14	14	14	21000	5.7	
24...	45	15	15	15	14	29000	6.1	
26...	36	9	9	9	8	34000	7.3	1	
27...	37	10	10	10	10	30000	6.3	
28...	21	6	6	6	6	24000	5.3	
30...	37	11	11	11	11	24000	6.3	1	
31...	36	11	11	11	10	22000	5.5	1	
32...	65	21	21	21	8	19500	5.0	12	109	4.1	...	1	
33...	241	57	57	57	53	22000	5.5	4	1	
34...	105	25	25	25	24	30000	6.0	1	
35...	59	15	15	15	15	27000	6.4	
36...	112	32	32	32	31	21000	5.3	
37...	130	39	39	39	19	22000	5.3	17	109	4.1	...	2	
38...	31	10	10	10	8	21000	5.1	2	
39...	32	9	9	9	9	21000	5.6	1	
40...	36	11	11	11	11	22000	5.3	1	
41...	25	9	9	9	9	25000	5.3	1	
42...	167	55	55	54	1	54	25000	5.9	1	

Table 2.—CHARACTERISTICS OF HOUSING UNITS, BY BLOCKS: 1960—Con.

["Total population" contains no persons in group quarters unless preceded by asterisk: one asterisk (*) denotes less than 10 percent; two asterisks (**), 10 percent or more]

Blocks within census tracts	Total population	All housing units by condition and plumbing									Occupied housing units							
		Total	Sound			Deteriorating			Dilapidated	Owner occupied			Renter occupied			Occupied by non-white	1.01 or more persons per room	
			Total	With all plumbing facilities	Lacking some or all facilities	Total	With all plumbing facilities	Lacking some or all facilities		Total	Average value (dollars)	Average number of rooms	Total	Average contract rent (dollars)	Average number of rooms			
43...	23	9	9	9	8	25000	5.4
44...	28	8	8	8	7	34000	7.7	1
46...	38	13	13	13	12	27000	6.3	1
47...	47	16	16	16	16	20000	5.7
48...	32	14	14	14	13	17500	5.8
49...	45	16	16	16	15	18000	5.5	1
50...	77	29	29	29	29	16000	5.7
51...	85	29	29	29	24	17500	5.7	5	89	5.8
52...	70	26	26	26	26	18000	5.7
53...	68	22	22	22	22	30000	6.6
55...	75	25	25	25	25	29000	6.1	2
56...	76	29	29	29	28	20000	5.2	1	1
57...	24	10	10	10	10	25000	5.9
58...	57	18	18	18	18	22000	5.1	1
59...	38	11	11	11	11	21000	5.0	1
60...	72	17	17	17	17	20000	5.2	2
61...	*129	32	32	32	31	18500	5.2	1	5
62...	54	12	12	12	12	30000	5.9
63...	175	44	44	44	43	21000	5.4	1	3
64...	7	2
65...	162	40	40	40	40	17500	5.1	7
66...	132	36	36	36	32	19000	5.3	4	1
67...	62	23	23	23	20	19500	5.0	1
68...	63	20	20	20	20	29000	5.7
69...	49	22	22	22	22	20000	5.4
70...	63	24	24	24	21	28000	6.0	2
72...	61	21	21	21	20	26000	5.6
73...	74	26	26	26	23	22000	6.3	3
74...	85	28	28	28	27	17500	5.6	1
75...	71	26	26	26	23	17500	5.9	3	1
76...	25	7	7	7	6	40000	6.8
78...	49	12	12	12	12	27000	5.3	2
80...	24	6	6	6	6	28000	5.5
7.....	3828	1323	1306	1292	14	16	15	1	...	1	1060	19500	6.1	246	86	4.5	3	21
1...	17	6	6	6	6	40000	9.5
2...	11	2
3...	31	12	11	11	1	10	18000	5.7	2
4...	51	16	16	16	15	18000	5.7	1
5...	89	33	29	29	...	4	4	22	14000	5.1	11	52	4.0	1	1
6...	34	11	11	11	10	18000	6.6	1	1
7...	...	1
8...	79	23	23	23	13	24000	7.3	10	89	4.7
9...	35	15	15	12	3	12	18000	5.8	2
10...	32	10	9	8	1	1	...	1	8	18000	6.0	2	2	1
11...	47	17	16	16	...	1	1	14	16500	6.3	2
12...	39	14	10	10	...	4	4	9	15500	5.7	4
13...	43	11	11	11	10	20000	6.0	1	2
14...	11	2
15...	18	6	...	6	6	26000	7.0
16...	60	15	15	15	15	30000	7.1	1
17...	22	6	6	6	6	32000	7.8
18...	39	10	10	10	10	40000	9.1
19...	47	17	16	16	...	1	1	9	12000	5.1	7	106	6.0	...	1
20...	67	22	19	19	...	3	3	10	12500	5.1	11	87	5.2	...	1
21...	67	20	20	20	20	23000	5.4
22...	114	36	36	36	35	19500	5.2	1	2
23...	50	24	23	23	...	1	1	4	20	128	4.5	...	1
24...	143	65	65	65	12	...	5.2	53	83	3.8	...	1
25...	129	49	49	49	30	18000	5.4	17	102	5.0
26...	64	21	21	21	21	24000	6.8	1
27...	39	16	16	16	16	25000	6.6
28...	40	10	10	10	10	30000	6.9
29...	33	13	13	13	13	25000	6.2
30...	83	33	33	33	32	25000	6.6	1
31...	39	12	12	12	12	23000	6.4
32...	75	27	26	26	...	1	1	25	17500	5.9	2
33...	45	15	15	15	15	22000	6.4
34...	49	18	18	16	2	15	23000	6.1	3
35...	50	17	17	17	16	22000	6.4	1
36...	56	19	19	19	18	16500	5.2	1
37...	60	18	18	18	18	15000	5.4
38...	57	19	19	19	18	16000	5.4	1
39...	66	20	20	20	18	16000	6.2	1
40...	60	20	20	18	2	17	15000	5.4	3	2
41...	179	73	73	73	46	18500	6.5	27	83	3.4	...	2
42...	33	17	17	17	17	15500	5.5
43...	40	17	17	17	17	15500	5.4
44...	45	16	16	16	16	14500	5.5
45...	64	18	18	18	18	15000	5.7	1
46...	41	16	16	16	16	18000	5.4
47...	71	29	29	29	27	17500	5.6	2
48...	107	35	35	35	29	16000	5.8	6	67	5.5
49...	84	28	28	28	26	18500	6.5	1
50...	105	30	30	30	27	19500	7.3	3	1
51...	126	39	39	38	1	28	16500	6.1	11	80	4.7

City Block Characteristics

Table 2.—CHARACTERISTICS OF HOUSING UNITS, BY BLOCKS: 1960—Con.

["Total population" contains no persons in group quarters unless preceded by asterisk; one asterisk (*) denotes less than 10 percent; two asterisks (**), 10 percent or more]

Blocks within census tracts	Total population	All housing units by condition and plumbing									Occupied housing units							
		Sound				Deteriorating				Dilapidated	Owner occupied			Renter occupied			Occupied by non-white	1.01 or more persons per room
		Total	With all plumbing facilities	Lacking some or all facilities	Total	With all plumbing facilities	Lacking some or all facilities	With flush toilet	No flush toilet		Total	Average value (dollars)	Average number of rooms	Total	Average contract rent (dollars)	Average number of rooms		
52...	58	17	17	17	17	28000	6.5
53...	76	24	24	24	23	27000	6.7	1
54...	101	33	33	33	28	17500	6.4	5	96	6.0
55...	71	25	25	25	23	21000	6.0	1	1
56...	94	30	30	30	26	20000	6.2	4
57...	109	36	36	33	3	27	14500	5.8	9	77	4.2	...	1
58...	81	32	32	32	24	19000	6.7	6	...	5.5
59...	116	36	36	35	1	28	16000	6.3	7	60	5.0
60...	54	21	21	21	16	15000	5.6	4	1
61...	82	30	30	30	27	15500	5.7	2
8.....	*5232	1896	1553	1397	156	243	210	33	...	100	858	12500	5.8	970	69	4.0	46	111
2...	55	17	4	4	...	11	10	1	...	2	12	15000	5.3	5	63	3.8	3	2
3...	129	41	31	29	2	9	8	1	...	1	19	14500	5.6	21	68	5.1	4	4
4...	86	21	15	15	...	6	5	1	14	12000	6.6	7	64	5.4	...	4
5...	75	74	74	...	74	74	63	1.0	1	1	1
6...	26	7	1	1	...	4	2	2	...	2	1	...	6	38	5.2	...	2	2
7...	158	49	42	39	3	7	4	3	21	14000	5.8	26	55	5.2	3	5
8...	184	65	54	51	3	9	9	2	30	13000	5.9	32	57	4.2	13	5
9...	91	30	15	13	2	7	4	3	9	9000	6.4	18	56	4.8	7	3
10...	84	24	16	14	2	5	3	2	...	3	14	12000	6.9	9	53	4.1	1	4
11...	28	8	4	3	1	4	3	1	4	4	1
12...	72	26	18	12	6	8	8	15	11500	5.9	11	56	3.5
13...	53	16	14	11	3	2	2	9	11000	6.4	6	63	6.2
14...	12	5	3	3	...	1	1	1	2	3
16...	26	11	7	6	1	4	4	5	9500	6.6	5	52	4.8
17...	99	48	32	29	3	5	5	11	15000	5.2	30	66	3.4	...	3
18...	92	30	21	20	1	9	3	6	14	13000	6.8	16	64	4.0	...	3
19...	39	14	9	9	...	3	3	2	9	10500	6.1	4	1	1
20...	69	26	23	23	...	2	2	1	6	12000	6.8	18	69	5.1	...	1
21...	69	22	12	12	...	4	4	6	7	...	6.6	13	55	4.1	...	5
22...	43	7	6	6	...	1	1	7	66	7.4	...	1
23...	83	28	16	14	2	10	10	2	6	...	5.7	19	69	4.3	...	5
24...	1	1
27...	37	12	12	12	5	...	7.4	7	68	4.0	...	1
29...	*74	18	13	13	5	16500	7.4	11	71	4.6	...	1
30...	65	31	25	23	2	4	2	2	...	2	10	...	5.6	18	71	4.0	...	1
31...	31	12	9	8	1	3	1	2	8	10500	6.4	4
32...	152	42	26	23	3	2	2	14	16	10500	5.8	26	60	4.3	1	11
33...	98	26	5	5	...	14	14	7	7	9000	6.1	18	63	4.6	6	5
34...	125	47	28	26	2	9	7	2	...	10	20	14000	6.0	21	59	4.0	4	2
35...	**182	54	34	26	8	17	16	1	...	3	19	13000	5.8	33	59	3.5	1	2
36...	118	42	33	33	...	6	6	3	21	13000	5.9	17	69	3.9	...	2
37...	57	24	21	19	2	3	3	19	12500	5.1	5	53	4.2
38...	48	17	13	13	...	4	4	14	11500	5.3	3	1	1
39...	80	28	25	25	...	2	2	1	20	14000	5.1	7	113	4.7	...	1
40...	71	27	20	20	...	6	6	1	16	13000	5.2	9	93	3.4	...	1
41...	17	13	13	13	...	4	4	14	12500	5.4	3	1
42...	63	17	13	13	...	2	2	23	15000	5.7	16	94	5.2	...	1
43...	119	39	37	37	...	2	2	1	22	11000	5.7	5	...	5.2
44...	71	27	16	15	1	10	8	2	...	2	20	11500	5.6	6	65	4.8	...	3
44...	80	16	16	16	...	9	9
45...	153	59	41	41	...	12	12	6	38	11000	5.3	19	65	4.0
46...	145	59	59	56	3	27	12000	6.1	29	74	3.4	...	1
47...	97	30	30	29	1	24	11500	5.7	6	73	5.7
48...	91	30	28	26	2	2	1	1	19	11500	5.5	10	96	5.3
49...	117	39	33	33	...	6	5	1	26	15000	6.2	12	89	4.8	...	2
50...	153	50	48	45	3	2	2	30	17500	5.8	20	88	4.8	...	1
51...	48	15	12	12	...	3	3	7	14000	5.3	8	83	5.0
52...	100	32	29	29	...	2	2	1	21	11000	5.9	10	77	4.9	...	1
53...	227	87	85	75	10	2	25	11000	5.4	61	73	4.0	...	6
54...	196	72	72	70	2	32	11000	5.8	38	69	4.9	...	3
55...	108	38	38	35	3	26	10000	5.8	12	65	4.7
56...	188	76	75	69	6	1	25	13500	6.0	47	70	4.0	1	7
57...	196	110	106	105	1	4	2	2	24	14500	5.5	81	76	3.2	...	2
58...	108	36	34	34	...	2	2	21	12000	5.4	14	75	5.0	...	1
59...	44	22	22	20	2	4	18	75	3.6	...	1
60...	118	51	49	49	...	2	2	21	12500	5.8	29	77	4.2	...	1
61...	98	30	28	28	...	2	2	18	16000	6.2	12	66	4.3	...	3
9.....	**483	328	299	115	184	29	6	23	14	13500	5.4	239	51	2.3	...	13
1...	61	21	21	18	3	3	17	65	5.4	...	2
2...	**91	22	22	22	3	13	55	3.5
7...	42	49	49	7	42	40	55	1.1	...	1
8...	91	108	87	11	76	21	...	21	1	72	42	1.4	...	2
9...	37	30	30	15	15	1	26	51	2.1	...	1
10...	62	32	32	23	9	2	24	58	3.0	...	4
11...	48	31	30	9	21	1	...	1	28	49	2.8	...	2
12...	10	10	8	4	4	2	...	2	2	5	65	3.6
13...	18	7	3	3	...	4	3	1	5	68	5.0
14...	17	12	11	...	11	1	8	45	2.3	...	1
15...	6	6	6	3	3	2	1
10.....	*4360	1447	1270	1121	149	150	103	47	...	27	419	12000	5.6	968	59	4.0	9	161
1...	**41	15	15	7	8	4	11	58	3.4
2...	41	22	22	13	9	6	12500	4.5	15	56	3.5	...	1
3...	28	14	14	8	6	3	10	45	4.4

Table 2.—CHARACTERISTICS OF HOUSING UNITS, BY BLOCKS: 1960—Con.

["Total population" contains no persons in group quarters unless preceded by asterisk; one asterisk (*) denotes less than 10 percent; two asterisks (**), 10 percent or more]

Blocks within census tracts	Total population	All housing units by condition and plumbing									Occupied housing units							
		Sound				Deteriorating				Dilapidated	Owner occupied			Renter occupied			Occupied by non-white	1.01 or more persons per room
		Total	Total	With all plumbing facilities	Lacking some or all facilities	Total	With all plumbing facilities	Lacking some or all facilities			Total	Average value (dollars)	Average number of rooms	Total	Average contract rent (dollars)	Average number of rooms		
						With flush toilet	No flush toilet											
4...	134	70	65	28	37	5	1	4	1	...	68	43	1.7	8	29	
6...	110	47	47	29	18	42	52	3.7	...	5	
7...	**120	39	39	33	6	6	12500	5.5	32	68	3.3	5	
8...	72	22	21	20	1	1	1	7	17500	5.0	14	68	4.4	2	
9...	35	20	19	14	5	1	1	6	16000	5.0	9	62	3.8	...	
10...	30	14	14	10	4	1	13	63	2.1	4	
11...	37	13	13	13	2	8	63	6.0	...	
12...	**36	9	8	8	...	1	1	5	14000	6.6	3	1	
13...	*79	25	24	22	2	1	1	8	13500	5.6	16	82	4.4	1	
14...	71	25	25	24	1	9	12500	5.7	15	71	4.3	1	
15...	67	20	20	20	4	14	61	5.5	2	
16...	156	65	57	44	13	7	4	3	...	1	15	11000	5.7	46	63	3.7	4	
17...	99	41	35	27	8	5	2	3	...	1	10	...	5.5	29	63	3.7	2	
18...	**192	16	14	10	4	2	2	1	15	76	5.1	...	
19...	*151	49	43	40	3	6	5	1	15	13000	6.3	34	85	4.9	1	
20...	131	41	40	34	6	13	...	5.2	27	62	4.8	4	
21...	95	44	40	37	3	4	4	13	12000	5.5	26	71	4.3	1	
22...	301	102	75	70	5	27	26	1	49	10500	6.1	51	77	4.1	7	
23...	85	27	22	22	...	1	1	8	...	5.4	17	58	4.6	4	
24...	148	52	48	46	2	4	3	1	17	12000	5.1	32	61	4.8	6	
25...	163	52	46	44	2	3	2	1	...	3	17	12000	6.5	34	69	4.6	4	
26...	78	32	32	32	16	9000	5.7	14	59	4.7	1	
27...	189	61	49	48	1	7	7	22	8500	6.0	35	67	4.3	6	
28...	90	26	17	17	...	4	1	3	15	11000	5.5	10	50	4.3	2	
29...	6	2	
30...	51	16	4	3	...	8	4	4	...	4	9	9000	6.6	7	37	4.3	2	
31...	23	10	7	5	2	3	...	3	5	...	5.2	4	
32...	64	19	16	16	...	3	1	2	14	10000	5.1	5	53	3.2	2	
33...	49	16	5	5	...	9	4	5	...	2	6	11000	5.8	9	41	3.1	2	
34...	69	23	9	9	...	14	6	8	12	11500	5.1	10	50	5.3	...	
35...	62	19	15	15	...	4	4	11	16500	5.8	8	64	4.5	2	
36...	106	29	21	21	...	8	6	2	18	12500	5.4	11	62	4.5	1	
37...	61	22	17	17	...	5	2	3	14	12500	5.4	8	57	4.9	2	
38...	59	18	18	18	7	...	5.0	11	64	4.7	1	
39...	**60	14	8	8	...	6	6	7	...	5.1	7	72	5.1	3	
40...	59	18	13	13	...	5	5	8	...	5.1	9	63	4.8	1	
41...	93	25	24	23	1	1	1	10	10500	5.2	15	57	4.6	3	
42...	77	27	27	27	12	11500	5.3	14	59	4.4	2	
43...	17	9	4	3	1	4	2	2	...	1	4	4	1	
44...	108	32	32	32	31	47	4.0	5	
45...	22	8	8	8	8	44	4.0	1	
46...	162	42	42	42	42	48	4.2	7	
47...	151	43	43	43	42	48	4.2	9	
48...	139	45	45	45	45	40	3.8	7	
49...	97	32	32	32	30	45	3.8	8	
50...	10	4	
51...	36	11	11	11	9	11500	5.4	2	
11.....	*2683	1210	969	732	237	201	156	45	...	40	188	12000	5.7	923	65	3.6	4	
1...	85	33	25	25	...	8	8	8	...	5.9	23	65	4.2	2	
2...	52	22	17	17	...	5	5	9	...	5.7	13	60	4.2	...	
3...	79	32	12	12	...	15	14	1	...	5	6	...	6.5	26	80	3.9	1	
4...	68	39	35	34	1	3	3	1	39	199	2.9	3	
5...	44	21	14	13	1	7	4	3	1	16	72	4.2	1	
6...	5	5	3	3	...	2	...	2	1	2	
7...	81	37	27	26	1	7	3	11	14500	6.1	26	56	4.5	...	
8...	*88	30	27	27	...	3	3	13	16500	6.3	16	65	5.3	...	
9...	32	13	11	11	...	2	2	2	11	69	4.0	...	
10...	29	14	9	9	...	4	4	1	4	9	68	4.6	...	
11...	**30	5	3	1	2	...	2	5	...	4.8	1	
12...	15	9	8	8	...	1	1	1	8	64	3.3	...	
14...	66	23	16	13	3	5	3	2	...	2	3	18	66	3.6	6	
15...	**76	41	26	26	...	13	13	38	81	2.8	3	
16...	20	7	3	1	2	4	...	4	1	6	38	4.5	1	
17...	144	46	24	16	8	18	4	14	...	4	6	...	5.5	34	63	4.5	10	
18...	18	5	4	2	2	1	1	1	4	1	
19...	102	63	49	49	...	6	5	1	...	8	55	61	3.3	4	
20...	101	42	41	28	13	1	...	1	4	31	67	4.0	1	
21...	82	29	16	15	1	9	9	4	7	...	6.0	21	67	4.3	2	
22...	58	23	23	22	1	3	18	68	4.9	1	
23...	44	24	24	18	6	1	21	57	3.9	...	
24...	43	17	16	14	2	1	1	5	...	5.0	10	67	4.1	1	
25...	111	40	37	30	7	3	3	7	12	10000	5.4	26	59	3.8	5	
26...	70	24	15	13	2	9	7	2	5	...	5.8	18	65	4.1	1	
27...	94	27	26	26	...	1	1	4	22	66	5.6	4	
28...	65	29	19	19	...	10	9	1	10	...	4.9	16	61	4.1	2	
29...	71	32	26	26	...	6	...	6	1	31	64	3.8	1	
30...	185	187	187	22	165	2	142	45	1.5	6	
31...	86	43	43	29	14	2	...	2	7	15500	6.0	37	55	3.3	1	
32...	131	51	30	29	1	19	18	1	...	2	2	11500	7.0	42	52	4.1	4	
33...	64	35	29	28	1	6	3	3	7	28	58	3.5	2	
34...	*118	40	33	33	...	7	7	4	10500	6.1	35	64	4.5	5	
35...	40	17	16	16	...	1	1	7	10	60	4.0	1	
36...	31	10	7	7	...	1	1	2	2	8	51	5.0	...	
37...	64	27	26	25	1	1	1	9	10500	5.6	17	68	4.7	1	
38...	46	18	13	13	...	5	5	13	9500	6.0	5	54	5.0	...	
39...	32	8	3	3	...	5	5	4	4	2	

City Block Characteristics

Table 2.—CHARACTERISTICS OF HOUSING UNITS, BY BLOCKS: 1960—Con.

["Total population" contains no persons in group quarters unless preceded by asterisk: one asterisk (*) denotes less than 10 percent; two asterisks (**), 10 percent or more]

Blocks within census tracts	Total population	All housing units by condition and plumbing									Occupied housing units								
		Total	Sound			Deteriorating			Dilapidated	Owner occupied			Renter occupied			Occupied by non-white	1.01 or more persons per room		
			Total	With all plumbing facilities	Lacking some or all facilities	Total	With all plumbing facilities	Lacking some or all facilities		Total	Average value (dollars)	Average number of rooms	Total	Average contract rent (dollars)	Average number of rooms				
																		With flush toilet	No flush toilet
40...	62	23	15	12	3	4	4	4	4	19	47	4.1	...	3	
41...	51	17	14	12	2	3	3	4	13	60	4.8	...	1	
12.....	3837	1578	1140	991	149	399	206	193	...	39	465	11000	5.7	1032	62	3.8	2	84	
1...	66	22	17	10	7	2	...	2	...	3	2	15	58	5.1	
3...	147	45	38	32	6	7	...	7	14	9000	5.7	28	49	4.6	
4...	78	24	23	22	1	1	5	...	5.2	18	61	4.2	
5...	67	31	31	29	2	12	10500	5.8	18	64	3.9	
6...	99	36	35	33	2	1	...	1	17	8500	5.7	16	54	4.2	
7...	163	59	46	40	6	12	10	2	29	9500	5.9	27	62	4.2	1	...	
8...	98	35	29	26	3	6	4	2	17	9500	5.8	17	62	4.3	
9...	94	30	23	23	...	7	5	2	12	10000	6.3	17	70	4.8	
10...	57	24	23	21	2	1	1	13	...	5.6	10	56	5.0	
11...	73	30	24	22	2	6	1	5	12	...	5.3	16	52	4.0	...	1	
12...	51	24	22	15	7	2	2	6	...	5.2	13	63	4.2	...	1	
13...	48	18	18	15	3	5	...	5.2	13	57	4.0	
14...	83	35	35	28	7	8	...	4.4	26	55	3.8	...	2	
15...	73	29	28	26	2	1	1	13	11000	6.1	15	60	4.3	
16...	14	5	5	2	3	1	4	
19...	22	6	6	6	1	5	50	4.0	...	1	
20...	12	2	
21...	29	8	5	5	...	3	2	1	1	7	53	5.0	
22...	113	32	24	21	3	8	7	1	10	9500	5.6	20	57	4.9	...	2	
23...	83	27	27	23	4	8	8000	5.6	16	59	4.6	...	3	
24...	49	22	22	13	9	6	...	4.5	12	51	4.3	...	1	
25...	164	53	22	19	3	29	22	7	...	2	21	11000	5.7	29	59	4.7	
26...	65	30	30	19	11	7	...	5.4	21	46	3.0	...	4	
27...	89	41	40	36	4	10	13000	6.6	29	116	3.8	
28...	97	39	22	22	...	17	14	3	15	11500	5.7	23	66	4.0	...	2	
29...	59	19	10	10	...	3	3	6	...	5.8	11	62	5.4	...	3	
30...	92	28	23	23	...	5	5	9	11000	6.4	19	67	5.2	...	1	
31...	37	17	15	13	2	...	2	12	12500	6.1	5	67	4.2	
32...	185	76	66	62	4	10	10	15	13000	5.9	60	66	4.3	
33...	105	44	40	38	2	4	4	12	...	5.3	31	70	4.3	...	1	
34...	91	32	26	21	5	5	5	16	11500	5.6	12	62	3.3	...	2	
35...	148	71	56	50	6	15	11	4	...	1	16	11500	5.9	54	74	2.7	...	5	
36...	90	39	37	26	11	2	1	1	12	12000	5.3	27	61	3.9	...	2	
37...	126	104	11	11	...	93	4	89	104	45	2.0	...	2	
38...	71	39	29	21	8	6	4	2	...	4	11	...	5.5	24	56	4.0	...	1	
39...	113	45	19	19	...	26	24	2	20	12000	6.0	25	68	4.4	...	2	
40...	30	13	9	9	...	4	4	3	13500	5.3	5	71	5.2	...	1	
41...	41	18	16	16	8	15	80	4.3	...	1	
42...	35	13	10	10	3	5	...	5.4	7	81	4.3	...	1	
43...	6	4	
44...	55	24	20	20	4	...	5.5	17	79	3.9	...	2	
45...	62	25	15	15	...	8	8	2	9	14500	4.9	16	70	4.3
46...	75	30	19	15	4	9	5	4	...	2	14	...	5.4	15	56	4.9	...	1	
47...	68	32	26	26	...	6	6	8	...	4.9	22	68	4.0	...	1	
48...	85	38	17	15	2	21	6	15	3	27	58	4.6	...	2	
49...	98	70	19	7	12	51	4	47	4	59	48	1.8	...	9	
50...	100	42	12	10	2	23	23	7	8	...	6.0	33	60	3.7	...	2	
51...	75	25	25	25	12	11000	5.8	12	75	4.6	...	1	
52...	36	14	12	8	4	2	2	7	...	5.3	7	68	4.3	...	1	
53...	20	9	9	9	3	6	78	4.0	
13.....	*4376	1471	1113	1066	47	292	263	29	...	66	604	11500	5.6	819	67	4.5	4	62	
1...	150	52	45	43	2	6	6	1	28	13500	6.1	24	65	4.9	...	1	
2...	87	36	33	30	3	3	2	1	18	16500	6.0	18	69	4.6	
3...	17	3	
4...	**375	83	61	61	...	22	20	2	26	13500	6.1	55	73	5.1	...	3	
5...	58	20	12	12	...	8	8	7	...	5.6	12	74	5.1	
6...	83	37	35	35	...	2	2	18	10000	5.6	18	61	4.0	...	1	
7...	65	28	27	24	3	1	1	13	11000	5.5	13	62	4.8	...	2	
8...	78	26	26	25	1	11	12500	6.0	15	68	4.7	...	2	
9...	24	17	17	7	3	4	4	17	140	3.6	
10...	*117	44	39	35	4	5	5	15	9500	5.8	26	68	4.6	...	2	
11...	136	53	49	49	...	4	4	12	...	5.3	40	68	4.4	
12...	157	62	45	43	2	17	13	4	12	...	4.7	47	66	4.2	...	3	
13...	**301	49	35	34	1	14	14	10	12500	6.6	39	65	4.8	3	...	
14...	72	32	32	29	3	11	11000	6.1	20	62	4.1	
15...	86	33	33	31	2	17	11000	5.9	13	57	5.3	...	2	
16...	146	52	52	51	1	15	13000	5.5	37	63	4.4	...	1	
17...	109	40	39	38	1	1	1	21	9500	5.6	17	62	4.5	...	1	
18...	**118	30	22	20	2	8	7	1	4	25	69	4.6	...	1	
19...	134	52	52	50	2	23	13000	5.0	27	63	4.0	...	2	
20...	165	53	53	53	21	11500	5.3	31	63	5.0	...	3	
21...	66	24	24	24	12	12500	5.3	11	73	4.5	...	2	
22...	**120	37	37	37	17	9500	5.2	17	61	4.6	...	4	
23...	75	35	35	35	15	11000	5.2	20	67	4.0	
24...	40	20	20	20	12	10000	5.8	7	59	3.7	
25...	*108	31	31	30	1	15	9500	6.2	16	57	4.5	...	3	
26...	79	32	11	7	4	15	1	6	6	...	5.3	25	57	4.0	...	1	
27...	14	5	2	1	1	3	1	2	4	1	1	
28...	200	65	9	7	2	36	32	4	...	20	18	10500	5.1	43	55	3.9	...	12	
29...	134	49	22	17	5	22	20	2	...	5	21	10500	5.2	26	55	4.2	...	1	

Table 2.—CHARACTERISTICS OF HOUSING UNITS, BY BLOCKS: 1960—Con.

["Total population" contains no persons in group quarters unless preceded by asterisk: one asterisk (*) denotes less than 10 percent; two asterisks (**), 10 percent or more]

Blocks within census tracts	Total population	All housing units by condition and plumbing									Occupied housing units							
		Total	Sound			Deteriorating			Dilapidated	Owner occupied			Renter occupied			Occupied by non-white	1.01 or more persons per room	
			Total	With all plumbing facilities	Lacking some or all facilities	Total	With all plumbing facilities	Lacking some or all facilities		Total	Average value (dollars)	Average number of rooms	Total	Average contract rent (dollars)	Average number of rooms			
								With flush toilet										No flush toilet
30...	107	35	13	13	...	18	17	1	...	4	13	11000	6.1	21	66	4.3	...	1
31...	43	14	9	8	...	1	3	2	11	11500	5.8	2	66	1
32...	103	31	11	10	1	17	17	3	13	12000	5.7	18	63	4.6	1	1
33...	129	44	39	37	2	5	5	23	12000	5.7	21	81	4.6	...	1
34...	49	15	6	6	...	7	6	1	...	2	11	10000	5.9	4	1
35...	116	44	36	34	2	8	8	19	11000	5.3	25	67	4.4	...	1
36...	138	52	13	13	...	29	25	4	...	10	17	9500	5.8	31	52	4.1	...	2
37...	68	25	19	19	...	5	5	1	12	10500	5.3	12	141	4.8	...	1
38...	93	34	26	26	...	5	5	3	27	13500	5.9	6	56	4.7	...	1
39...	88	32	20	20	...	10	9	1	...	2	28	12500	5.5	3
40...	51	17	6	6	...	4	3	1	...	7	7	...	5.7	9	54	4.6	...	2
41...	50	21	17	16	1	4	3	1	17	12000	5.4	4
14.....	*5057	1794	1684	1665	19	101	98	2	1	9	1191	14000	5.6	564	77	4.7	2	44
1...	63	21	21	21	17	20000	5.9	3
2...	45	18	18	17	1	15	19000	5.9	3
3...	92	30	27	27	...	2	2	1	19	16000	6.5	11	71	4.5	...	1
4...	96	32	30	29	1	2	2	21	15500	6.1	11	82	4.2	...	2
5...	102	37	38	38	...	1	1	15	15000	5.7	22	79	5.0	1	...
6...	102	37	32	32	...	5	5	28	15000	6.0	9	75	4.6	...	2
7...	122	40	38	38	...	2	2	22	16000	6.2	16	76	5.9	...	1
8...	108	39	31	31	...	8	8	24	16500	6.7	13	131	4.9
9...	170	55	35	35	...	20	20	26	11000	5.6	28	69	5.1	...	3
10...	111	40	36	36	...	4	4	23	17500	5.3	16	81	4.7	...	1
11...	93	31	31	31	23	12500	6.1	8	78	5.3	...	1
12...	81	34	33	32	1	1	1	19	12500	5.7	13	69	4.6
13...	104	33	32	30	2	1	1	18	14500	5.9	14	70	4.3	...	1
14...	84	30	30	29	1	22	15500	6.7	7	70	4.7
15...	62	18	18	18	17	18000	6.1	1
16...	64	19	19	19	19	20000	5.9	1
17...	55	20	20	20	19	16500	5.4	1
18...	11	3
19...	38	12	12	12	8	16000	5.5	4
20...	53	20	20	18	2	16	14000	5.1	3
21...	75	24	24	23	1	20	14000	6.2	4
22...	62	27	25	25	...	2	2	18	11500	5.6	9	64	4.4
23...	45	16	16	16	11	12500	5.7	5	67	4.0
24...	74	29	23	23	...	6	5	1	14	10500	5.4	13	69	4.6
25...	79	23	16	15	1	7	7	12	11000	6.6	11	76	5.1	...	1
26...	59	20	16	16	...	2	2	2	11	10500	5.6	9	67	4.7
27...	3	1
28...	37	13	10	10	...	3	3	6	7	78	4.9
29...	83	30	26	26	...	4	4	19	11500	5.4	11	63	5.2
30...	71	24	18	18	...	5	5	1	16	11000	5.8	8	66	4.5
31...	22	8	8	7	1	6	...	5.5	2
33...	1	1
34...	5
35...	61	21	21	21	15	13000	5.1	6	70	3.8	...	2
36...	120	53	53	53	20	11500	5.1	29	85	3.9
37...	12	4
38...	30	8	8	8	7	14000	5.6	1
39...	54	17	17	17	8	14000	5.3	9	73	5.2
40...	70	21	13	13	...	6	6	2	4	17	68	4.6	...	2
41...	76	24	23	23	...	1	1	14	13000	5.1	10	74	5.0	...	1
42...	46	13	12	12	...	1	1	7	...	5.0	6	81	5.2	...	2
43...	37	16	16	16	10	13000	4.9	6	77	4.3
44...	55	16	16	16	13	14500	5.7	3
45...	43	16	16	16	8	11000	5.3	3	86	5.4
46...	92	31	29	29	...	2	2	24	14000	5.2	7	84	4.0
47...	54	25	25	25	20	13000	5.1	4
48...	66	23	23	23	22	15000	5.6	1
49...	65	27	27	24	3	26	13000	5.6
50...	46	17	17	17	9	12500	5.3	8	92	5.1
51...	32	10	10	10	8	11500	6.1	2
52...	60	21	21	21	12	14000	5.3	9	83	4.9	...	1
53...	32	13	13	13	10	12000	5.4	3
54...	24	10	10	9	1	6	12500	4.8	4	3
55...	66	20	20	20	17	14000	4.5	3	2
56...	78	24	22	22	...	2	2	20	12500	5.3	4	2
57...	66	27	27	25	2	18	11500	5.1	9	64	4.6	...	1
58...	60	25	25	25	23	13000	4.9	2	1
59...	94	35	35	35	22	13500	5.5	13	78	5.1
60...	96	36	36	36	26	14500	5.3	9	76	4.9	...	1
61...	67	23	23	23	16	13000	5.5	6	77	5.2
62...	61	25	24	24	...	1	1	20	14500	5.6	5	82	4.2
63...	93	35	35	35	19	15500	5.7	14	80	4.9
64...	84	31	31	31	22	14500	5.3	8	93	5.1
65...	58	20	20	20	14	13500	5.4	6	71	5.3
67...	23	12	10	10	...	2	2	9	12000	5.1
68...	86	30	23	23	...	7	7	8	...	4.9	20	58	4.2	...	2
69...	33	10	10	10	6	13500	6.3	2	1
70...	31	15	15	15	7	12000	5.4	6	70	4.7
71...	99	39	38	38	1	27	16500	5.3	10	68	3.8	...	1
72...	84	28	28	28	16	15500	5.1	11	79	4.5	...	2
73...	65	22	21	21	...	1	1	15	13500	5.5	6	78	5.0	...	1
74...	57	24	24	24	17	13500	5.6	7	68	4.4	...	1

City Block Characteristics

Table 2. — CHARACTERISTICS OF HOUSING UNITS, BY BLOCKS: 1960—Con.

["Total population" contains no persons in group quarters unless preceded by asterisk; one asterisk (*) denotes less than 10 percent; two asterisks (**), 10 percent or more]

Blocks within census tracts	Total population	All housing units by condition and plumbing									Occupied housing units							
		Total	Sound			Deteriorating			Dilapidated	Owner occupied			Renter occupied			Occupied by non-white	1.01 or more persons per room	
			Total	With all plumbing facilities	Lacking some or all facilities	Total	With all plumbing facilities	Lacking some or all facilities		Total	Average value (dollars)	Average number of rooms	Total	Average contract rent (dollars)	Average number of rooms			
								With flush toilet										No flush toilet
75...	38	17	17	17	9	10500	5.8	7	64	3.6	
76...	*60	19	19	19	18	14500	5.8	1	1	
77...	59	20	18	18	2	18	14000	5.3	2	1	
78...	28	28	28	26	2	21	13500	5.2	7	60	4.6	...	1	
79...	35	11	11	11	8	13000	5.8	3	
80...	13	5	5	5	5	11000	5.2	
81...	45	16	16	16	16	13500	5.4	
82...	60	15	15	15	14	13000	5.8	1	1	
83...	28	8	8	8	6	15000	5.0	2	
15.....	5278	1639	1628	1626	2	10	10	1	1433	18500	5.2	176	89	4.1	...	63
1...	11	5	5	5	4
2...	25	8	8	8	7	16000	4.9	1
4...	84	27	27	26	1	26	25000	5.8
5...	51	20	20	20	20	21000	5.4
6...	64	21	21	21	19	19000	5.4	2
7...	65	23	23	23	17	17500	6.0	5	84	5.0
8...	86	29	29	29	29	17000	5.2
9...	86	29	29	29	24	17500	5.5	5	70	3.6
10...	78	23	23	23	23	21000	5.1
11...	64	19	19	19	19	20000	5.3
12...	62	20	20	20	20	20000	5.4
13...	80	23	23	23	23	20000	5.3	1
14...	66	23	23	23	22	21000	5.3	1
15...	109	33	33	33	32	21000	5.3
16...	142	41	41	41	40	21000	5.3	1
17...	76	24	24	24	23	19000	5.0	1	1
19...	25	6	6	6	6	16500	5.5
20...	44	12	12	12	11	17000	5.1	1
21...	25	6	6	6	6	18000	5.5
22...	14	3
23...	19	4
24...	17	4
25...	69	26	25	25	...	1	1	10	18000	5.1	14	85	3.0	2
26...	24	7	7	7	7	18000	5.3
27...	23	7	7	7	7	19500	4.9
28...	107	32	32	32	16	14500	4.4	16	95	4.0	2
29...	22	9	9	9	6	16000	5.0	1
30...	13	4
31...	58	11	11	11	11	18000	5.4	3
32...	44	11	11	11	11	17500	5.3
33...	77	19	19	19	17	17500	5.1
34...	40	8	8	8	8	18000	5.0	2
35...	17	4
36...	59	13	13	13	13	16500	5.0	3
38...	46	15	15	15	14	19500	5.0	1	1
39...	25	9	9	9	5	23000	5.2	4
40...	17	4
41...	86	28	27	27	...	1	1	8	18500	5.9	20	100	4.0	1
42...	76	23	23	23	22	19500	5.3	1	1
43...	98	28	28	28	28	17000	5.1
44...	105	25	25	25	25	17000	5.2
45...	83	20	20	20	19	16500	5.0	1	3
46...	53	17	17	17	17	16500	4.9
47...	63	19	19	19	19	17000	4.8	1
48...	67	18	18	18	18	20000	5.1
49...	58	19	19	19	18	21000	5.1
50...	76	28	28	28	20	19500	5.1
51...	19	5	5	5	4	1
52...	35	10	10	10	9	20000	4.9	1
53...	5	2
54...	18	4
55...	19	6	6	6	6	25000	5.3
56...	48	15	15	15	15	16000	4.8
57...	42	12	12	12	11	19500	4.6	1	1
58...	43	10	10	10	10	20000	5.0	2
59...	39	12	12	12	12	21000	5.1
60...	30	9	9	9	9	19000	4.9
61...	74	22	22	22	22	25000	5.4
62...	43	14	14	14	13	19000	4.8
63...	90	26	25	25	...	1	1	26	20000	5.3	2
64...	69	20	20	20	16	17000	5.3	4
65...	45	14	14	14	13	15500	4.9	1	1
66...	117	34	34	34	33	20000	5.4	1	1
67...	103	34	34	34	33	19000	5.4	1
68...	75	24	24	24	20	16000	4.8	3
69...	86	30	30	30	29	18000	5.0	1
70...	107	40	40	40	22	17500	5.3	18	76	3.1
71...	27	8	7	7	...	1	1	5	...	5.4	3	1
72...	5	3
73...	27	10	9	9	...	1	1	7	14500	4.6	3	1
75...	35	13	13	13	11	15500	5.2	2
76...	39	12	12	12	12	17500	5.8	7	1
77...	34	14	14	14	7	16000	4.0	7	94	3.9
78...	27	11	11	11	8	10500	4.4	3
79...	7	4
80...	54	20	20	20	20	14500	4.1	1

Table 2.—CHARACTERISTICS OF HOUSING UNITS, BY BLOCKS: 1960—Con.

["Total population" contains no persons in group quarters unless preceded by asterisk; one asterisk (*) denotes less than 10 percent; two asterisks (**), 10 percent or more]

Blocks within census tracts	Total population	All housing units by condition and plumbing								Occupied housing units								
		Total	Sound			Deteriorating			Dilapidated	Owner occupied			Renter occupied			Occupied by non-white	1.01 or more persons per room	
			Total	With all plumbing facilities	Lacking some or all facilities	Total	With all plumbing facilities	Lacking some or all facilities		Total	Average value (dollars)	Average number of rooms	Total	Average contract rent (dollars)	Average number of rooms			
							With flush toilet	No flush toilet										
81...	28	8	8	8	8	15000	5.3	
82...	37	11	11	11	11	15500	5.3	
83...	40	15	15	15	12	17500	5.8	3	
84...	47	15	15	15	5	16000	5.0	10	78	5.0	
85...	39	14	14	14	9	18500	5.0	5	97	5.0	
86...	12	4	
87...	35	14	14	14	10	12500	4.8	3	1	
88...	40	21	21	21	8	11500	5.1	13	88	3.2	
89...	51	14	13	13	...	1	1	13	14500	5.4	1	2	
90...	30	9	8	8	...	1	1	9	13500	5.6	1	
91...	91	26	25	25	...	1	1	24	14500	5.4	1	2	
92...	91	28	27	27	...	1	1	26	15500	5.1	2	2	
93...	87	26	26	26	25	17500	5.1	1	1	
94...	78	25	25	25	25	16500	5.0	
95...	70	22	22	22	19	19500	5.4	3	
96...	67	21	21	21	20	18500	5.5	1	1	
97...	13	4	
98...	54	16	16	16	16	17500	5.6	
99...	138	46	46	46	43	19000	5.1	2	
100...	152	49	49	48	1	45	18000	5.3	2	
101...	2	2	
102...	7	2	
103...	8	2	
16.....	4493	1188	1180	1176	4	7	4	3	...	1	1099	17500	5.2	76	89	4.2	1	96
1...	37	8	8	8	8	14000	4.3	3	
2...	82	22	21	20	1	1	...	1	17	13000	4.4	5	86	4.2	...	3
3...	72	20	20	20	17	15500	5.2	3
4...	132	40	38	38	...	2	1	1	37	15500	5.5	3	2
5...	80	22	22	22	21	17000	5.4	1
6...	77	25	25	25	24	16000	5.3	1
7...	67	19	18	18	...	1	1	19	16000	5.3
8...	8	3
9...	117	30	30	30	29	16500	5.6	1
10...	80	20	20	20	20	15500	6.0	1
11...	79	22	22	22	22	16500	5.4
12...	97	26	26	26	26	17500	5.4	2
13...	106	28	28	28	28	18000	5.3	3
14...	71	19	19	19	16	16000	5.1	3	1
15...	89	24	24	24	23	16500	5.4	1
16...	720	190	188	186	2	1	1	1	184	17000	5.2	6	74	5.0	...	13
17...	41	13	13	13	12	14500	4.9	1
18...	52	11	10	10	...	1	1	11	12500	4.7	4
19...	20	5	5	5	5	14500	5.2	1
20...	7	2
21...	26	7	7	6	1	3	3	2
22...	53	13	13	13	11	15000	4.5	2	3
23...	49	10	10	10	9	15000	4.8	5
24...	70	19	19	19	19	17000	5.5	1	1
25...	75	22	22	22	21	17000	5.0	2
27...	67	22	22	22	20	15500	5.5	2
28...	78	22	22	22	20	16500	5.3	1	1
29...	376	92	92	92	90	18500	5.1	1	10
30...	158	41	41	41	40	18500	5.1	2
31...	108	25	25	25	25	18000	4.9	5
32...	155	36	36	36	36	18500	5.2	4
33...	144	34	34	34	34	19000	5.1	5
34...	156	37	37	37	37	20000	5.2	4
35...	58	14	14	14	14	19000	5.0	2
36...	71	19	19	19	18	20000	5.4	1	2
37...	82	20	20	20	19	19000	4.9	1	1
38...	98	26	26	26	26	19500	4.9	2
39...	113	27	27	27	27	19000	5.1	3
40...	126	35	35	35	27	17500	5.0	7	97	4.0	...	2
41...	132	39	39	39	26	17500	5.1	12	81	3.0	...	2
42...	56	25	25	25	3	20	98	3.7	...	1
43...	23	6	6	6	6	19500	5.2	1
44...	43	11	11	11	11	19500	5.3	1
45...	140	36	36	36	32	19500	5.7	2	1
46...	2	1
17.....	2926	900	858	856	2	41	41	1	852	17000	5.2	35	80	4.6	...	41
1...	56	20	20	20	19	17000	5.6
2...	45	17	17	17	17	18000	5.1	1
3...	101	37	37	37	37	19000	5.2
4...	82	28	28	28	24	17000	5.3	3	1
5...	79	24	23	23	...	1	1	24	16000	5.3
6...	160	49	49	49	49	16000	5.3	1
7...	55	21	21	21	21	21000	5.5
8...	36	11	11	11	11	19000	5.5
9...	34	12	12	12	12	16500	4.9
10...	69	24	24	24	23	18000	5.1	1	1
11...	57	22	22	22	22	15500	5.1
12...	63	17	17	17	17	16000	5.4	2
13...	47	14	14	14	13	18000	5.2	1	1
14...	28	8	7	7	...	1	1	6	18500	5.0	2	1

City Block Characteristics

Table 2.—CHARACTERISTICS OF HOUSING UNITS, BY BLOCKS; 1960—Con.

["Total population" contains no persons in group quarters unless preceded by asterisk; one asterisk (*) denotes less than 10 percent two asterisks (**), 10 percent or more]

Blocks within census tracts	Total population	All housing units by condition and plumbing									Occupied housing units							
		Total	Sound			Deteriorating			Dilapidated	Owner occupied			Renter occupied			Occupied by non-white	1.01 or more persons per room	
			Total	With all plumbing facilities	Lacking some or all facilities	Total	With all plumbing facilities	Lacking some or all facilities		Total	Average value (dollars)	Average number of rooms	Total	Average contract rent (dollars)	Average number of rooms			
								With flush toilet										No flush toilet
15...	19	10	10	9	1	5	...	4.0	4
16...	24	12	11	11	9	15000	4.8	3
17...	13	7	7	7	5	...	5.2	2
18...	46	15	15	15	15	16500	5.0
19...	34	12	12	12	10	15500	5.0	2
20...	57	21	21	20	1	18	16500	5.1	2
21...	59	18	18	18	17	18000	5.6	1
22...	40	15	15	15	15	17000	5.2
23...	69	21	21	21	21	19500	5.4
24...	74	23	21	21	2	2	23	16500	5.4
25...	149	41	37	37	...	4	4	40	16500	5.6	1
26...	88	25	25	25	25	18000	5.1
27...	36	11	11	11	11	17000	5.0
28...	31	12	12	12	12	16500	4.8
29...	108	37	30	30	...	7	7	32	16000	5.3	5	80	3.4
30...	62	19	18	18	...	1	1	19	16000	5.4
31...	81	24	22	22	...	2	2	23	15500	5.0
32...	20	6	6	6	4
33...	88	26	21	21	...	5	5	26	16000	4.8
34...	80	25	25	25	25	19500	4.6
35...	50	15	15	15	15	19000	5.2
36...	45	12	11	11	...	1	1	12	18000	5.3
37...	127	26	24	24	...	2	2	25	15500	6.0	1
38...	61	15	11	11	...	4	4	15	17000	5.6
42...	237	67	65	65	...	2	2	60	17000	5.0	1
43...	90	26	14	14	...	6	6	17	14500	5.3	3
44...	140	38	36	36	...	2	2	36	16500	5.1	2
45...	78	20	20	20	20	18000	4.9
46...	8	3
18.....	*6306	2197	1982	1916	66	189	163	26	...	26	1177	12000	5.5	985	70	4.5	34	105
1...	16	6	6	6	5	...	5.8	1
2...	17	5	5	5	...	2	2	4
3...	94	34	34	30	4	15	11000	5.3	19	67	4.7
4...	46	17	17	14	3	10	9500	5.0	7	77	4.4
5...	67	25	25	23	2	15	11000	5.3	10	59	4.6
6...	63	25	25	23	2	13	12000	5.3	12	62	4.0
7...	54	23	23	23	10	...	5.6	13	75	4.0
8...	61	24	24	22	2	13	13000	5.4	11	76	4.6
10...	43	13	13	13	10	13500	5.2	3
11...	45	12	12	11	1	8	12500	5.5	4
12...	21	9	9	9	5	...	4.8	4
13...	56	15	15	15	13	13000	5.4	2
14...	49	19	19	19	11	13000	5.5	8	75	4.5
15...	24	7	3	3	...	4	2	2	4	3
16...	66	23	19	18	1	4	4	11	13000	5.3	11	68	3.8
17...	70	27	24	24	...	3	3	16	12000	5.9	10	71	4.8
18...	60	24	24	24	16	12500	5.3	8	76	3.9
19...	56	21	19	19	...	2	2	8	11500	5.5	12	69	5.1
20...	103	36	35	33	2	1	1	17	15000	5.9	18	66	4.6
21...	89	28	25	25	...	3	3	11	16000	5.9	17	71	4.8
22...	103	46	34	34	...	12	9	3	11	11500	6.1	35	67	3.8
23...	61	27	21	20	1	6	6	8	...	5.9	18	55	4.3
24...	53	19	17	15	2	2	2	12	13000	6.3	5	73	5.0
25...	49	19	17	17	...	2	2	14	14000	6.4	5	64	5.2
26...	56	18	15	14	1	3	2	1	9	13500	6.3	9	137	4.3
27...	64	23	12	12	...	11	10	1	8	...	5.0	14	59	4.6
28...	52	20	18	18	...	2	2	8	...	6.0	12	69	5.0
29...	70	29	29	27	2	8	...	5.3	21	68	4.8
30...	77	30	21	19	2	7	6	1	...	2	14	10000	5.0	16	68	4.6
31...	80	33	23	23	...	8	7	1	...	2	12	11500	5.8	19	59	4.3
32...	70	23	23	23	11	12000	5.6	12	69	5.3
33...	75	23	22	22	...	1	1	14	12500	6.1	9	79	5.6
34...	63	23	22	22	...	1	1	8	11500	5.6	14	65	4.6
35...	60	24	24	22	2	11	11500	5.5	12	64	4.8
37...	30	11	7	7	...	4	4	6	...	5.7	5	56	4.6	1	...
38...	77	28	28	27	1	7	10000	5.4	21	63	3.6	1	...
39...	50	19	19	18	1	10	10500	5.7	8	80	4.3	1	...
40...	42	17	17	17	10	13000	5.5	7	53	3.6
41...	11	4
42...	19	8	8	8
43...	44	14	14	14	7	11500	5.4	1
44...	48	13	13	13	12	12500	5.1	2
45...	77	18	18	18	12	11500	5.5	1
46...	**77	11	9	9	9	12500	5.2	9	74	5.0	3	...
47...	24	8	7	7	...	2	...	2	3	8	54	3.5	3	...
48...	59	20	14	13	1	1	1	5	...	5.0	3
49...	51	21	20	20	...	6	5	1	7	10000	5.0	13	77	4.7
50...	**39	11	6	6	...	1	1	13	10000	5.0	7	69	4.0
51...	58	16	12	12	...	5	5	7	11000	5.1	4
52...	39	14	10	10	...	4	4	7	9500	5.0	9	61	4.7
53...	67	26	16	15	1	8	7	1	...	2	10	8000	6.1	4
54...	56	15	10	10	...	5	5	10	7000	5.5	15	62	4.0
55...	63	27	22	21	1	5	5	7	11500	6.4	8	73	5.0
56...	70	25	25	24	1	3	12	12500	5.9	14	80	4.1
57...	66	23	21	21	...	2	2	11	12500	6.2	14	69	4.8
58...	*125	37	26	26	...	11	11	11	...	5.5	12	131	5.0
											18	12000	5.7	16	69	5.3

Table 2.—CHARACTERISTICS OF HOUSING UNITS, BY BLOCKS: 1960—Con.

["Total population" contains no persons in group quarters unless preceded by asterisk; one asterisk (*) denotes less than 10 percent; two asterisks (**), 10 percent or more]

Blocks within census tracts	Total population	All housing units by condition and plumbing								Occupied housing units								
		Total	Sound			Deteriorating			Dilapidated	Owner occupied			Renter occupied			Occupied by non-white	1.01 or more persons per room	
			Total	With all plumbing facilities	Lacking some or all facilities	Total	With all plumbing facilities	Lacking some or all facilities		Total	Average value (dollars)	Average number of rooms	Total	Average contract rent (dollars)	Average number of rooms			
								With flush toilet										No flush toilet
59...	144	51	51	51	29	13000	6.1	21	59	3.6	...	1	
60...	114	41	34	34	21	11000	5.5	18	74	4.3	...	1	
61...	27	9	6	6	3	6	88	4.0	...	1	
65...	20	7	7	7	4	3	1	
66...	35	10	10	10	8	11500	5.5	2	1	
68...	49	15	12	12	13	11500	5.2	2	1	
69...	50	14	10	10	12	11500	5.8	2	1	
70...	47	14	5	5	7	...	6.2	2	64	4.3	...	5	
71...	49	11	9	5	7	13000	5.1	4	3	
72...	37	14	14	14	13	11000	4.9	1	
73...	70	18	12	12	13	10500	5.6	5	63	4.8	...	1	
74...	27	8	8	8	5	14000	5.2	3	2	
75...	30	12	7	7	10	9500	5.4	2	1	
76...	44	14	14	14	4	10	68	4.9	...	1	
77...	60	20	20	20	10	13000	5.4	9	66	6.2	
78...	83	30	30	30	17	11000	5.2	11	71	4.5	...	2	
79...	55	17	17	17	13	11000	5.8	4	2	
80...	90	26	26	26	17	11000	5.1	9	67	4.7	...	6	
81...	122	42	37	35	17	12000	5.1	25	66	4.8	...	1	
82...	119	44	40	40	12	14000	6.0	31	69	4.4	
83...	84	31	30	28	21	11500	6.0	10	76	4.7	...	1	
84...	66	26	25	25	20	12000	5.4	6	...	4.3	
85...	50	18	18	18	13	12000	5.7	5	80	6.0	
86...	61	20	18	16	12	11500	5.2	6	87	5.5	...	1	
87...	100	35	35	34	24	11500	5.3	10	81	4.9	...	2	
88...	53	19	19	19	16	12000	5.8	3	1	
89...	96	34	31	31	16	12500	5.7	18	74	3.8	...	3	
90...	95	43	42	42	11	...	4.9	32	70	3.8	...	1	
91...	86	27	27	27	16	11500	5.4	11	75	4.3	...	1	
92...	91	29	29	24	12	12000	5.7	17	65	5.0	...	3	
93...	15	4	
94...	98	31	31	26	23	11500	5.5	8	64	4.4	...	1	
95...	108	35	41	40	18	13000	6.0	21	68	3.8	...	2	
96...	98	35	35	32	14	12500	5.7	20	67	4.3	...	1	
97...	27	12	10	10	5	...	6.4	7	59	5.1	
98...	30	11	11	11	10	12500	5.3	1	1	
99...	67	21	21	20	16	10500	4.9	5	72	5.2	...	2	
100...	93	28	28	23	17	10500	5.5	11	74	4.5	...	2	
101...	88	29	29	29	21	13500	5.1	8	75	4.9	...	1	
102...	86	29	29	29	20	11500	5.2	9	82	4.8	...	1	
103...	89	32	32	32	20	11500	5.0	12	63	3.8	...	3	
104...	51	20	20	20	15	12000	4.9	5	76	4.4	...	2	
105...	25	12	12	11	10	11000	5.3	2	
106...	61	24	24	24	19	11500	5.1	5	79	4.0	
107...	40	14	10	10	9	9500	5.2	5	69	4.0	...	2	
108...	38	12	1	1	10	60	4.4	...	1	
110...	17	5	1	1	3	2	1	
19.....	59	13	13	13	11	13500	5.5	2	1	
1...	11	3	
2...	40	8	8	8	6	14000	6.0	2	1	
3...	4	1	
4...	4	1	
20.....	2337	651	496	439	57	110	69	14	27	45	450	8500	4.7	177	60	3.8	14	143
1...	28	8	8	8	5	12000	6.6	3	1	
2...	53	19	13	12	14	12500	5.3	5	41	4.2	...	2	
3...	44	14	12	10	11	9500	5.0	
4...	37	15	12	10	10	10000	4.8	
5...	102	39	26	22	22	9000	4.6	11	50	3.7	...	3	
6...	82	24	24	23	15	8500	4.9	8	67	4.9	...	1	
7...	99	24	19	17	20	10000	5.2	3	8	
8...	90	32	31	26	16	10000	5.1	15	72	3.3	...	2	
9...	37	10	9	9	8	13000	4.5	2	1	
10...	37	10	7	6	5	13000	5.6	5	56	3.0	...	3	
11...	74	20	20	20	16	12500	5.3	9	5	
12...	93	26	22	18	16	10500	5.2	4	63	3.8	...	3	
13...	76	18	12	12	15	8000	4.7	3	
14...	121	26	9	9	22	7000	4.5	4	8	
15...	47	17	7	6	7	7000	4.6	3	4	
16...	53	11	16	16	11	10000	4.6	6	87	2.7	...	3	
17...	35	10	9	9	3	7	64	4.3	
18...	71	20	13	10	11	6000	4.3	8	45	3.1	...	6	
19...	75	18	15	12	14	8000	4.4	3	7	
20...	102	26	13	10	19	6000	4.0	4	11	
21...	69	19	14	12	15	6500	5.1	2	4	
22...	43	15	11	11	7	8500	4.6	8	48	3.4	...	1	
23...	4	1	
26...	33	11	7	6	5	...	4.4	6	43	3.0	...	2	
27...	202	54	38	28	40	6500	4.7	11	47	4.3	...	14	
28...	85	23	20	20	19	8500	5.2	4	5	
29...	38	9	2	2	1	8	64	4.3	...	1	
30...	24	8	5	4	5	...	3.4	3	2	
31...	93	21	18	16	19	7500	4.6	1	8	
32...	22	5	4	3	3	2	2	
33...	86	24	18	18	19	7000	4.5	4	4	

City Block Characteristics

Table 2.—CHARACTERISTICS OF HOUSING UNITS, BY BLOCKS: 1960—Con.

["Total population" contains no persons in group quarters unless preceded by asterisk: one asterisk (*) denotes less than 10 percent; two asterisks (**), 10 percent or more]

Blocks within census tracts	Total population	All housing units by condition and plumbing										Occupied housing units						
		Total	Sound			Deteriorating			Dilapidated	Owner occupied			Renter occupied			Occu- pied by non- white	1.01 or more per- sons per room	
			Total	With all plumb- ing facil- ities	Lack- ing some or all facil- ities	Total	With all plumb- ing facil- ities	Lacking some or all facilities		With flush toilet	No flush toilet	Total	Average value (dollars)	Average num- ber of rooms	Total			Average con- tract rent (dollars)
34...	28	9	8	1	6	8000	4.3	3	1	
35...	67	16	12	11	1	4	14	7500	4.6	2	2	
36...	35	9	9	7	2	4	8	6500	4.1	1	3	
37...	16	5	3	3	1	...	2	3	3	
38...	71	19	15	13	2	3	2	...	1	13	7500	4.5	5	56	5.6	...	3	
39...	18	3	
40...	11	3	
41...	36	10	8	6	2	1	1	7	8500	4.3	3	3	
21.....	4075	1069	808	695	113	146	90	14	42	115	657	9000	4.8	366	55	4.0	320	279
1...	179	61	58	55	3	3	3	30	12500	5.6	26	65	4.3	...	2	
2...	113	28	22	22	...	6	3	3	...	12	10000	4.9	16	63	4.6	...	1	
3...	125	39	35	32	3	4	4	22	12500	5.2	16	70	4.3	...	5	
4...	24	6	6	6	6	16000	5.7	1	
6...	167	38	35	29	6	3	3	29	10500	5.2	7	62	3.6	36	10	
7...	71	21	21	21	14	13000	5.3	4	18	7	
8...	106	26	25	23	2	1	1	19	10000	4.8	7	69	4.0	26	7	
10...	187	48	35	22	13	13	6	4	3	25	9500	5.6	23	50	3.7	36	12	
11...	27	8	7	4	3	1	1	5	...	5.6	3	2	...	
15...	106	24	8	3	5	3	1	...	2	13	7000	4.4	9	50	3.9	20	11	
16...	68	16	11	8	3	5	13	7500	4.4	2	4	6	
17...	30	10	7	5	2	1	1	6	9000	5.0	2	1	2	
18...	10	2	
19...	47	13	10	9	1	2	1	1	...	5	...	5.6	7	56	4.0	1	4	
20...	15	4	1	
21...	20	6	6	4	2	4	1	
22...	62	12	4	3	1	1	1	7	...	5.2	6	...	4.2	8	7	
23...	106	24	9	5	4	2	...	2	13	15	6000	4.3	9	51	3.6	23	9	
24...	16	5	1	...	1	1	1	3	4	4	2	
25...	136	39	12	6	6	5	...	1	4	22	8500	4.5	15	47	3.3	37	14	
26...	81	22	12	10	2	2	...	1	8	13	8000	5.2	8	50	4.0	12	5	
27...	17	5	5	3	2	1	4	1	1	9	
28...	93	22	14	8	6	4	4	18	8000	4.3	3	67	
29...	733	176	149	122	27	16	3	...	13	11	73	6500	4.3	96	51	4.1	59	3
30...	51	16	16	16	9	16	41	3.8	8	...	
31...	39	12	9	6	3	3	1	2	10000	4.9	3	
32...	42	12	11	10	1	1	1	11	8500	4.5	1	3	
33...	65	18	16	15	1	2	...	1	...	14	10500	4.9	4	5	
34...	35	9	6	4	2	3	3	5	7000	4.2	2	4	
35...	87	23	19	16	3	3	2	...	1	10	6500	4.1	13	53	4.2	6	7	
36...	45	11	9	8	1	1	...	1	1	5	...	4.0	6	51	4.0	4	4	
37...	74	18	15	12	3	3	2	...	1	13	9000	5.2	5	54	4.4	2	3	
38...	49	12	10	8	2	1	...	1	...	5	6500	4.4	6	51	4.3	4	3	
39...	33	10	8	7	1	1	1	7	10500	5.1	2	
40...	52	14	14	14	13	10500	4.7	1	1	
41...	71	20	19	19	17	10000	4.6	3	5	
42...	47	14	13	11	2	1	...	1	...	11	9500	5.5	2	
43...	59	14	11	11	...	3	3	12	10000	5.1	2	3	
44...	51	17	14	14	...	3	3	14	8500	4.5	3	1	
45...	79	19	18	17	1	1	...	1	...	15	8500	4.5	4	7	
46...	45	14	14	14	11	7500	4.9	3	3	
47...	38	10	6	5	1	3	3	...	1	8	8000	4.1	1	
48...	73	17	10	10	...	4	2	...	3	14	8000	4.6	2	4	
49...	64	18	16	16	...	2	2	15	10500	4.9	2	3	
50...	68	17	12	12	...	4	4	12	8000	4.7	4	5	
51...	48	14	7	7	...	5	5	...	2	12	7500	5.1	2	
52...	61	17	11	11	...	4	4	...	3	16	8500	4.9	3	
53...	58	16	8	8	...	5	5	...	2	14	8500	4.8	3	
54...	10	3	
57...	69	16	6	6	...	6	5	1	...	13	7000	5.1	1	7	
58...	62	19	7	7	...	11	11	...	4	11	10500	4.8	8	46	4.0	...	3	
59...	61	14	3	3	...	7	7	...	4	11	5500	3.7	3	7	
22.....	*2779	696	694	688	6	2	2	581	15000	5.0	103	75	4.4	17	101	
2...	317	76	76	73	3	65	14500	4.9	10	80	4.1	4	18	
3...	58	17	17	17	16	12500	4.9	1	2	
4...	132	33	33	31	2	26	14000	5.1	7	71	4.3	...	7	
5...	218	58	57	57	...	1	1	54	13500	4.6	3	11	
6...	167	36	36	36	35	15500	4.7	1	11	
7...	88	20	20	20	19	13500	4.7	1	5	
8...	64	18	18	18	15	15000	5.1	3	1	
9...	225	58	58	58	39	15500	4.9	17	81	4.1	...	7	
10...	105	24	24	24	18	16500	5.2	6	87	4.7	...	4	
11...	81	18	18	18	12	16000	5.0	3	6	
12...	31	9	9	9	8	17000	5.0	1	
14...	136	33	32	32	...	1	1	26	17500	5.7	7	76	5.1	...	3	
15...	66	21	21	21	18	16000	5.7	3	1	
16...	43	12	12	12	12	15500	5.1	
18...	6	1	
20...	**89	19	19	19	17	13000	4.8	2	1	
21...	31	9	9	9	8	16000	5.4	1	5	1	
22...	39	11	11	11	9	14000	4.9	1	4	...	
23...	43	10	10	10	9	16500	5.3	4	3	
24...	39	10	10	10	10	14000	5.0	1	
25...	14	4	
26...	28	6	6	6	6	15500	5.7	1	

Table 2.—CHARACTERISTICS OF HOUSING UNITS, BY BLOCKS: 1960—Con.

["Total population" contains no persons in group quarters unless preceded by asterisk: one asterisk (*) denotes less than 10 percent; two asterisks (**), 10 percent or more]

Blocks within census tracts	Total population	All housing units by condition and plumbing									Occupied housing units							
		Total	Sound			Deteriorating			Dilapidated	Owner occupied			Renter occupied			Occupied by non-white	1.01 or more persons per room	
			Total	With all plumbing facilities	Lacking some or all facilities	Total	With all plumbing facilities	Lacking some or all facilities		Total	Average value (dollars)	Average number of rooms	Total	Average contract rent (dollars)	Average number of rooms			
								With flush toilet										No flush toilet
27...	45	12	12	12	11	17000	5.2	1	2	
28...	43	11	11	11	9	17500	4.9	2	1	
29...	38	11	11	11	11	15000	5.0	1	
30...	39	9	9	9	9	15000	5.7	1	
31...	71	27	27	27	26	13000	4.9	1	
32...	58	17	17	17	12	14000	4.8	5	78	5.0	
33...	**168	17	17	17	11	17500	5.5	5	53	4.6	...	3	
34...	101	30	30	30	27	13000	5.0	3	2	
35...	51	16	16	16	12	13000	5.6	3	1	
36...	19	5	5	5	5	11000	5.4	
37...	14	4	
38...	15	4	
39...	49	15	15	15	9	10500	5.8	6	73	4.5	
40...	48	15	15	14	1	4	11	54	3.5	...	5	
23.....	1472	446	369	358	11	71	53	11	7	6	351	13500	5.1	81	68	4.2	...	52
2.....	19	5	5	5	5	11000	4.8	2
3.....	20	7	6	6	...	1	1	5	8500	3.8	1	7
5.....	168	39	39	39	38	24000	5.5	2
6.....	52	10	10	10	10	23000	6.3	7
7.....	5	1	1
8.....	39	15	11	8	3	4	...	1	3	...	10	8000	4.9	2
9.....	21	9	8	7	1	1	7	9000	4.7	1
10.....	20	6	6	6	5	7500	4.4	1
12.....	62	12	5	5	...	6	2	...	4	1	9	8000	4.6	2	7
13.....	30	10	10	9	1	8	13500	5.3	2	1
14.....	23	8	8	8	6	16500	5.0	2
15.....	24	7	7	7	7	10500	5.1
16.....	38	14	14	14	8	20000	5.0	3	1
17.....	44	14	14	14	13	16000	4.8	1	1
18.....	50	16	16	16	16	13500	5.0	1
19.....	42	16	16	16	11	11000	4.8	5	63	4.6
20.....	70	19	18	18	1	17	12500	5.8	1	2
21.....	38	10	10	10	10	11500	5.3
22.....	94	27	25	25	...	2	1	1	23	11000	4.8	4	4
23.....	52	19	19	19	15	12000	4.9	4
24.....	57	18	11	9	2	6	6	...	1	...	17	9500	4.5	3
25.....	64	18	6	6	...	11	9	2	...	1	14	9000	5.2	3	2
26.....	70	23	16	16	...	6	4	2	19	9000	4.6	4	5
28.....	34	10	7	7	...	3	3	7	13000	4.7	3	2
29.....	32	10	6	4	2	4	4	5	...	4.8	5	52	3.8
30.....	29	12	10	10	...	2	2	6	11500	5.3	5	71	2.6	...	2
31.....	32	14	14	14	11	14000	5.5	3
32.....	12	4
33.....	24	9	9	9	8	12500	5.3	1
34.....	27	10	8	8	...	2	2	5	16500	5.2	5	...	5.6
35.....	85	24	13	11	2	10	10	...	1	...	11	12000	5.5	13	65	4.2	...	5
36.....	47	12	8	8	...	4	4	11	12500	6.0	1	3
38.....	43	16	11	11	...	5	1	4	9	11500	5.7	7	73	4.6	...	1
39.....	5	2
24.....	1089	317	259	248	11	50	35	5	10	8	237	10500	5.3	65	64	4.5	11	44
1.....	14	4
2.....	34	14	13	13	...	1	1	9	13000	5.9	5	...	5.4
3.....	41	11	11	11	10	12500	6.2	1	1
4.....	8	4
5.....	13	5	5	5	2	3
6.....	56	15	10	9	1	5	4	...	1	...	12	8500	5.3	3	1	2
7.....	5	3
8.....	36	9	9	9	5	14500	4.8	4	2
9.....	48	13	12	12	...	1	1	9	12500	5.4	4	2
10.....	36	13	13	13	10	11000	5.3	2
11.....	27	7	7	7	6	13500	6.2	1	1
12.....	15	4
13.....	35	7	7	7	5	11500	5.4	2	2
14.....	88	23	23	23	19	10500	4.8	4	4
16.....	26	6	6	6	5	11500	6.0	1	1
17.....	32	13	10	10	...	3	3	6	10500	5.5	6	62	3.7
18.....	16	6	4	4	...	1	...	1	...	1	4	3	1
19.....	22	9	6	6	...	2	2	1	5	7500	5.0	3
20.....	42	12	9	9	...	3	2	...	1	...	12	9500	4.6
21.....	8	1
22.....	24	9	3	3	...	5	4	...	1	1	7	7500	5.6	1	4
23.....	55	13	1	1	...	8	6	...	2	4	10	6500	4.8	3	6	...
24.....	25	5	2	2	...	3	1	1	1	1	5	6500	4.2	2
25.....	22	8	6	5	1	2	...	1	3	3
26.....	13	3	4
27.....	104	31	29	29	...	2	1	...	1	...	27	10000	5.3	2	6
28.....	134	39	35	29	6	4	4	30	10000	4.9	7	72	5.1
29.....	3	1
30.....	18	6	5	4	1	1	5	10000	5.4	1
31.....	27	6	5	4	1	1	3	2	1
32.....	11	3	7	...	4.4	1	1
33.....	22	8	7	7
34.....	29	6	5	5	...	1	1	5	...	6.4	1	2	1

Table 2.—CHARACTERISTICS OF HOUSING UNITS, BY BLOCKS: 1960—Con.

["Total population" contains no persons in group quarters unless preceded by asterisk: one asterisk (*) denotes less than 10 percent; two asterisks (**), 10 percent or more]

Blocks within census tracts	Total population	All housing units by condition and plumbing									Occupied housing units							
		Sound				Deteriorating				Dilapidated	Owner occupied			Renter occupied			Occupied by non-white	1.01 or more persons per room
		Total	With all plumbing facilities	Lacking some or all facilities	Total	With all plumbing facilities	Lacking some or all facilities		Total		Average value (dollars)	Average number of rooms	Total	Average contract rent (dollars)	Average number of rooms			
							With flush toilet	No flush toilet										
25.....	*5467	1730	1486	1453	33	237	218	19	...	7	1114	11500	5.8	578	71	4.5	47	96
1....	155	53	48	48	...	5	5	29	11500	6.0	23	65	4.1	...	1
2....	188	50	49	48	1	11	10	1	34	12000	6.1	23	73	4.9	...	1
3....	107	36	25	25	...	11	11	19	12500	6.4	14	71	4.6	...	1
4....	103	34	31	30	1	3	3	21	12500	5.8	13	65	4.1	...	2
5....	56	15	12	12	...	2	2	1	...	1	14	12500	6.1	1	2	1
6....	60	19	18	18	...	1	1	12	12500	5.8	6	...	4.5	...	1
7....	38	16	12	12	...	4	4	11	11000	6.0	5	83	4.4	...	1
8....	79	18	12	12	...	6	6	11	11500	6.5	5	74	3.4	...	1
9....	58	20	17	16	1	3	3	15	12000	5.6	5	72	4.6	...	1
10....	61	16	12	12	...	3	3	1	12	11500	5.9	4	3
11....	46	17	17	17	15	11500	6.1	1	1
12....	65	18	14	14	...	4	2	2	16	11500	5.9	2	1
13....	50	14	13	13	...	1	1	12	12000	6.5	2	1
14....	49	17	16	16	...	1	1	16	12000	6.1	1	1
15....	51	16	11	11	...	5	5	13	11000	5.7	3	1
16....	44	15	15	15	11	13000	5.8	3	1
17....	46	17	15	15	...	2	2	11	10500	5.7	5	67	5.0	...	1
18....	45	16	15	15	...	1	1	14	14000	5.4	2	1
19....	60	16	13	13	...	3	2	1	15	11500	5.6	1	1
20....	40	15	11	11	...	3	3	1	14	12000	5.7	1	1
21....	38	14	13	13	...	1	1	13	12000	5.2	1	1
22....	46	18	16	16	...	2	2	15	11500	5.4	3	1
23....	38	17	15	15	2	15	13000	5.5	2	1
24....	52	20	19	19	...	1	1	14	12500	5.8	6	62	4.8	...	1
25....	69	24	18	14	4	6	5	1	12	13000	6.0	10	70	3.9	...	1
26....	31	12	8	7	1	4	3	1	5	...	6.0	6	75	3.8	...	1
27....	62	22	19	17	2	3	3	18	12000	6.1	3	1
28....	52	16	16	16	13	12500	6.2	3	1
29....	54	20	18	18	...	2	2	16	10500	6.0	4	1
30....	66	21	14	14	...	7	7	13	11000	6.2	8	67	5.3	...	1
31....	70	19	13	13	...	6	5	1	13	11000	6.1	5	69	6.6	...	2
32....	253	80	67	65	2	13	13	56	11000	5.9	23	68	4.5	...	8
33....	128	41	37	37	...	4	4	26	10500	5.8	15	68	3.8	...	3
34....	66	20	18	18	...	2	2	10	10500	6.6	10	66	5.2	...	1
35....	13	5	3	3	...	5	2	5	11500	6.8	1
36....	56	17	12	12	...	5	3	2	7	11000	5.7	10	65	4.6	...	1
37....	61	17	11	11	...	6	6	8	9500	6.1	9	72	5.4	...	1
38....	58	22	11	11	...	11	11	8	12500	5.5	13	64	4.2	...	1
39....	27	12	7	7	...	4	4	1	7	10500	5.9	5	77	3.4	...	1
40....	45	17	15	15	...	2	2	11	10500	6.4	6	72	3.8	...	1
41....	53	17	15	15	...	2	2	7	13000	6.1	10	73	4.2	...	1
42....	17	9	9	9	6	11500	5.7	3	1
43....	57	15	14	14	...	1	1	9	13500	5.3	6	77	4.3	...	2
44....	59	15	13	13	...	2	2	10	13000	6.0	5	78	4.2	...	1
45....	56	25	21	20	1	4	4	10	11500	5.1	14	69	3.8	...	1
46....	51	18	14	14	...	3	2	8	13000	5.0	9	78	4.6	...	1
47....	51	20	17	17	...	4	4	1	9	...	5.4	11	68	4.4	...	1
48....	63	21	19	18	1	2	2	14	11500	5.4	6	81	3.2	...	2
49....	*58	14	12	12	...	2	2	7	...	4.9	7	69	5.0	...	1
50....	78	24	23	23	...	1	1	12	12500	5.8	11	75	4.9	...	1
51....	48	14	12	12	...	2	2	4	10	67	4.3	...	2
52....	83	28	28	26	2	8	12500	5.8	19	65	4.4	...	1
53....	108	34	34	31	3	9	...	5.1	22	69	4.5	...	1
54....	84	24	24	24	12	11500	6.7	12	78	5.0	...	3
55....	79	28	28	25	3	12	11500	6.2	16	67	4.4	...	1
56....	66	19	19	19	9	13000	6.7	9	71	5.0	...	4
57....	85	25	24	22	2	1	1	14	11500	6.1	9	69	4.8	...	1
58....	26	5	5	5	3	2	1
59....	60	20	20	20	15	11000	6.9	5	76	5.2	...	1
60....	105	32	20	20	...	12	7	5	19	10500	6.3	12	67	4.8	...	3
61....	50	16	14	12	2	2	2	11	10000	5.7	5	...	3.8	...	1
62....	55	13	12	12	...	1	1	11	11500	6.1	2	1
63....	68	22	20	20	...	2	2	12	10500	5.3	9	78	5.6	...	2
64....	72	19	12	12	...	7	6	1	9	13000	6.6	10	64	4.5	...	3
65....	54	19	15	13	2	4	4	13	13500	5.2	6	69	3.8	...	1
66....	55	19	19	19	18	13500	5.0	1	1
67....	58	17	10	10	...	7	5	2	14	11000	5.5	3	4
68....	46	12	10	10	...	1	1	8	10500	6.0	3	1
69....	41	11	8	8	...	3	3	9	12000	5.4	2	1
70....	64	20	18	18	...	1	1	1	14	10500	5.9	6	75	4.0	...	1
71....	44	15	13	13	2	2	2	12	10000	6.0	3	1
72....	81	21	21	21	18	11500	6.1	3	1
73....	56	22	22	22	14	11500	5.3	6	65	4.3	...	1
74....	62	20	20	19	1	14	11500	5.6	6	72	4.3	...	1
75....	60	18	18	18	13	13000	5.8	5	70	4.6	...	1
76....	53	13	13	13	7	...	5.7	5	57	4.7	...	3
77....	30	8	8	8	7	11500	4.9	1	1
78....	17	5	5	5	5	10500	4.8	1
79....	30	7	7	7	5	10500	4.8	2	1
80....	42	10	5	5	...	4	4	1	5	11500	5.6	4	58	4.2	1	3
81....	86	26	23	23	...	3	3	22	10500	5.6	2
83....	46	17	13	13	...	4	4	11	10000	4.8	6	68	5.0	8	...
84....	53	17	14	14	...	3	3	9	12000	4.9	7	69	4.9
85....	34	11	11	11	8	11500	6.5	3
86....	40	10	9	9	...	1	1	8	11500	5.4	2
87....	64	16	11	11	...	5	5	9	10000	5.7	7	93	4.9	2	3

Table 2.—CHARACTERISTICS OF HOUSING UNITS, BY BLOCKS: 1960—Con.

["Total population" contains no persons in group quarters unless preceded by asterisk; one asterisk (*) denotes less than 10 percent; two asterisks (**), 10 percent or more]

Blocks within census tracts	Total population	All housing units by condition and plumbing									Occupied housing units							
		Total	Sound			Deteriorating			Dilapidated	Owner occupied			Renter occupied			Occupied by non-white	1.01 or more persons per room	
			Total	With all plumbing facilities	Lacking some or all facilities	Total	With all plumbing facilities	Lacking some or all facilities		Total	Average value (dollars)	Average number of rooms	Total	Average contract rent (dollars)	Average number of rooms			
88...	41	14	13	13	...	1	1	12	11500	5.2	1
89...	59	15	15	15	12	10500	6.1	3
90...	30	7	7	7	7	10500	5.3	1
91...	3	1
26.....	*6330	2272	1844	1518	326	364	242	122	...	64	587	10500	5.9	1535	67	3.6	104	247
1...	93	31	24	22	2	7	6	1	13	10000	5.8	16	67	4.3	...	2
2...	73	24	11	11	...	9	8	1	...	4	11	9000	6.4	11	71	4.5	1	1
3...	82	26	18	18	...	6	6	2	12	9500	6.6	14	67	4.8	...	1
4...	62	19	18	18	...	1	1	9	13000	5.2	10	67	4.9	2	...
5...	73	28	19	19	...	9	6	3	11	9000	5.8	15	64	4.7	1	2
6...	38	10	9	9	...	1	1	8	9000	5.9	2	3
7...	38	13	2	2	...	11	10	1	5	9500	6.4	3
8...	67	27	18	16	2	9	7	2	10	10000	5.0	16	67	4.3	...	1
9...	61	23	22	22	...	1	...	1	14	11000	5.2	9	64	4.4
10...	77	23	23	22	1	14	10500	6.6	9	72	4.4	...	1
11...	141	40	36	33	3	4	4	16	10000	6.3	22	70	4.5	...	3
12...	156	53	49	46	3	4	4	26	10500	6.2	24	67	4.7	...	3
13...	163	41	39	39	...	2	2	28	10500	6.5	13	73	4.9	...	2
14...	119	40	38	38	...	2	2	17	11500	5.8	22	77	4.2	...	2
15...	164	61	47	47	...	14	14	20	11500	6.1	39	66	4.4	...	3
16...	67	26	21	20	1	5	5	3	22	58	3.9	...	4
17...	65	16	10	8	2	6	6	12	11000	5.6	4	9
18...	208	72	49	45	4	14	10	4	...	9	13	7500	5.1	52	63	3.8	...	4
21...	44	13	13	13	6	12500	6.8	6	73	5.5
22...	88	32	17	16	1	11	11	4	10	10000	7.2	20	64	4.2	1	1
23...	117	37	29	27	2	8	8	13	10500	5.8	23	65	4.5	1	3
24...	136	49	43	40	3	6	6	15	8500	5.0	33	86	3.8	...	7
25...	*258	112	100	98	2	8	8	4	25	12500	6.9	83	75	3.4	...	2
26...	137	77	76	64	12	1	1	10	...	4.9	65	83	2.7
27...	81	35	34	21	13	1	1	5	...	5.4	30	65	2.8	2	3
28...	48	17	11	6	5	6	6	5	...	5.4	10	69	4.0	...	6
29...	79	28	11	6	5	9	9	8	4	22	71	3.1	...	3
30...	155	56	27	21	6	12	12	17	7	...	5.4	46	64	3.4	...	10
31...	**112	29	29	24	5	10	15000	6.3	19	69	3.7	...	4
32...	68	35	20	14	6	15	9	6	6	...	6.2	25	60	3.2	...	2
33...	131	49	27	19	8	22	10	12	7	10500	7.0	36	71	3.6	...	4
34...	101	53	48	31	17	5	2	3	8	17000	6.4	43	64	2.4	...	5
35...	77	25	25	25	5	...	6.8	20	67	3.3	...	6
36...	128	56	51	34	17	5	...	5	7	...	4.3	47	64	3.1	...	4
37...	*126	54	53	32	21	1	...	1	8	...	5.0	42	65	3.4	...	2
39...	*188	69	61	34	27	7	3	4	...	1	5	...	5.2	58	64	2.8	...	22
40...	46	24	16	14	2	8	6	2	2	19	64	3.3	...	2
41...	**81	23	23	15	8	2	19	64	4.0	...	3
42...	*104	45	33	19	14	12	...	12	4	36	54	3.1	...	5
43...	**52	12	12	10	2	12	73	4.7	...	2
44...	28	22	7	2	5	15	2	13	18	49	1.8	...	3
45...	82	36	29	14	15	7	...	7	2	30	68	3.2	...	5
46...	*82	31	31	14	17	1	25	69	3.3	...	6
47...	**9	1
48...	22	6	6	6	2	3	2
49...	117	62	62	53	9	5	...	4.8	55	74	2.9	...	3
50...	*82	33	19	16	3	14	1	13	5	...	6.6	21	62	3.2	...	4
51...	73	25	25	24	1	10	12000	7.3	12	65	3.8
52...	72	29	29	23	6	9	...	6.0	16	77	3.7	...	1
53...	**44	10	10	10	5	...	5.8	4	3
54...	*115	44	42	32	10	2	9	...	5.6	25	63	4.0	2	3
55...	54	13	13	12	1	2	11	58	5.0	3	4
56...	*222	76	38	21	17	28	7	21	...	10	8	11500	7.1	65	71	3.6	2	11
57...	13	3
58...	99	38	36	29	7	2	1	1	4	32	70	3.3	6	10
59...	*287	97	60	49	11	34	29	5	...	3	16	11500	5.1	76	62	4.0	10	13
61...	18	8	8	8	5	10500	6.0	3
62...	98	25	25	19	6	13	9000	6.4	11	69	3.5	11	8
63...	61	24	24	21	3	8	7000	5.3	14	63	4.3
64...	52	17	17	16	1	8	11500	6.0	8	55	4.5	2	...
65...	*109	27	27	20	7	13	11000	5.2	14	67	3.4	19	8
66...	93	35	23	22	1	12	12	7	10500	6.9	20	68	4.3	2	4
67...	54	20	18	16	2	2	2	4	12	60	3.7	2	2
68...	20	4
69...	51	20	16	15	1	4	2	2	9	11500	5.6	9	65	3.6	10	2
70...	48	12	12	10	2	8	11000	6.0	4	7
71...	120	25	25	19	6	10	10000	6.0	15	62	4.7	13	6
72...	19	6	6	6	5	7000	5.6	1
74...	61	15	15	15	10	10000	6.9	5	...	5.2	...	1
75...	11	3
76...	10	2
27.....	*5140	1508	1343	1281	62	102	73	28	1	63	863	10000	5.3	589	68	4.4	327	203
3...	91	26	12	9	3	3	2	1	...	11	10	9000	6.0	13	32	5.3	1	5
4...	305	94	66	60	6	10	6	4	...	18	51	10000	5.7	38	52	4.2	27	13
5...	81	25	13	10	3	8	5	3	...	4	11	10500	5.7	14	53	3.7	8	5
6...	90	26	14	10	4	5	4											

Table 2.—CHARACTERISTICS OF HOUSING UNITS, BY BLOCKS: 1960—Con.

["Total population" contains no persons in group quarters unless preceded by asterisk: one asterisk (*) denotes less than 10 percent; two asterisks (**), 10 percent or more]

Blocks within census tracts	Total population	All housing units by condition and plumbing									Occupied housing units							
		Total	Sound			Deteriorating			Dilapidated	Owner occupied			Renter occupied			Occupied by non-white	1.01 or more persons per room	
			Total	With all plumbing facilities	Lacking some or all facilities	Total	With all plumbing facilities	Lacking some or all facilities		Total	Average value (dollars)	Average number of rooms	Total	Average contract rent (dollars)	Average number of rooms			
								With flush toilet										No flush toilet
10...	68	20	20	20	8	11000	5.8	12	51	4.2
11...	42	15	13	13	2	...	6	10500	5.7	9	119	5.6	1	1
12...	70	23	23	22	1	7	11000	4.3	15	63	4.6
13...	50	13	13	12	1	11	12500	5.3	2	2
14...	46	16	16	16	9	13000	4.3	4	3
15...	42	11	11	11	11	15500	5.3	3
16...	45	10	10	10	10	15000	4.7	3	3
17...	59	19	19	18	1	10	13500	5.0	9	97	3.9	2	4
18...	27	8	7	7	...	1	1	7	17500	4.6	1
19...	37	12	12	12	6	12500	5.3	6	69	4.7	4	...
20...	67	20	20	20	12	13500	5.0	8	130	3.9	...	2
21...	63	22	21	21	...	1	1	7	9500	5.1	15	99	4.1	5	2
22...	61	16	16	16	11	9000	6.0	3
23...	80	28	26	26	...	2	2	9	9000	5.9	19	113	4.5	6	...
24...	60	17	15	15	1	1	1	...	1	...	4	...	5.7	13	53	4.5	7	...
25...	105	20	20	20	...	4	3	11	11000	5.4	20	56	4.2	4	7
26...	103	28	24	19	5	3	3	...	1	...	7	...	5.4	20	56	4.2	4	7
27...	6	2
28...	64	17	16	15	1	1	1	...	1	...	8	11000	5.5	7	59	4.6	2	4
29...	47	19	19	18	1	10	10000	5.7	8	61	4.3	...	1
30...	61	15	13	13	...	2	1	...	1	...	13	13500	5.9	2	2	1
31...	55	18	18	18	13	12000	5.5	5	56	3.4	4	2
32...	16	6	6	6	6	15000	5.8	1	...
33...	26	6	6	6	6	14500	5.3	1
34...	51	14	12	12	...	2	2	11	12500	5.5	3	1
35...	59	17	14	14	...	1	1	...	2	...	9	8500	5.3	8	62	4.5	...	2
36...	52	17	17	17	...	5	7	15500	5.6	9	57	4.0	...	2
37...	75	23	21	20	...	2	2	9	...	4.9	12	53	4.1	1	4
38...	137	35	27	24	3	2	2	...	2	...	14	8500	5.4	21	53	4.7	...	7
39...	70	19	19	18	1	11	9000	5.5	8	66	4.6	1	2
40...	96	29	26	26	...	3	3	9	...	5.6	19	57	4.8	1	1
41...	143	41	32	27	5	4	2	...	2	...	13	7	5.0	26	55	4.7	8	7
42...	93	29	22	19	3	7	4	...	3	...	7	...	5.0	19	65	4.5	...	6
43...	60	19	17	17	...	2	2	5	...	4.4	13	57	4.1	2	4
44...	98	29	26	24	2	2	2	10	11000	5.6	16	57	4.9	5	2
45...	139	40	34	33	1	5	5	20	10500	6.0	20	51	4.4	1	3
46...	101	30	28	28	...	2	2	...	1	...	20	10000	6.0	9	56	4.4	...	5
47...	111	35	33	33	...	2	1	...	1	...	23	12000	5.8	12	58	4.2	...	2
48...	125	42	40	40	...	2	1	...	1	...	26	11500	5.4	15	67	4.4	2	1
49...	122	40	38	36	2	2	2	17	12000	5.5	12	124	4.4	...	1
50...	88	25	24	24	...	1	1	29	11500	5.9	6	62	4.3	...	2
51...	79	26	26	26	20	15500	5.6	6	68	3.7	...	1
52...	3
53...	63	14	14	14	10	13500	5.2	4	3	...
54...	55	15	15	15	11	11000	6.1	3	14	1
55...	95	22	22	21	1	16	12000	6.2	6	76	5.8	13	4
56...	44	13	13	13	7	11000	6.2	4	11	2
57...	81	19	19	15	4	8	...	5.3	10	52	3.4	13	8
58...	32	8	8	8	6	11000	5.3	1	3	3
59...	39	10	10	9	1	8	11500	5.3	2	10	1
60...	28	6	6	6	5	14000	5.0	1	4	2
61...	58	13	13	13	11	13500	5.6	2	1	3
62...	**94	21	21	21	14	12500	5.5	7	53	3.1	20	6
63...	47	19	19	17	2	14	11000	5.4	4	8	1
64...	56	18	18	17	1	11	13000	5.6	4	7	2
65...	157	43	40	39	1	3	3	25	8000	5.0	17	66	3.9	15	6
66...	45	18	18	18	17	3500	3.8	2
67...	72	20	20	20	19	3500	4.5	3
68...	45	12	11	11	...	1	1	11	14000	6.3	1	11	1
69...	66	18	18	18	14	3500	4.6	1	3
70...	71	19	19	19	18	3500	4.4	4
71...	71	23	23	22	1	21	3500	4.0	15	6
72...	81	24	24	24	24	3500	4.0	24	5
73...	50	15	15	15	7	...	4.3	8	70	4.8	15	4
28...	*3598	1135	928	844	84	178	93	85	...	29	449	10500	5.6	616	60	4.1	313	152
5...	5	4
6...	150	64	15	12	3	47	3	44	...	2	3	57	49	2.4	59	14
16...	43	11	10	6	4	1	...	1	5	...	6.6	5	...	3.0	8	3
17...	26	11	10	7	3	1	2	8	59	3.8	9	1
18...	**116	17	12	10	2	5	5	3	13	54	4.2	8	8
19...	47	13	13	12	1	5	...	5.4	7	48	4.7	3	2
20...	70	24	24	21	3	9	...	5.3	14	72	4.0	11	3
21...	104	43	37	35	2	1	1	5	1	33	66	3.8	4	6
22...	15	4
27...	36	14	11	9	2	3	...	3	3	8	61	4.3	4	2
28...	134	50	43	31	12	7	5	2	5	...	5.0	40	80	3.8	15	9
29...	91	31	31	31	8	...	5.8	21	63	4.2	...	2
30...	96	33	33	32	1	11	...	5.1	22	65	4.2
31...	**59	20	16	13	3	4	1	3	6	...	5.3	12	56	4.5	3	1
32...	120	38	36	28	8	2	2	15	10500	5.9	22	46	4.4	4	4
33...	146	44	41	38	3	3	1	2	12	...	5.7	29	64	4.7	4	6
34...	77	25	25	22	3	14	10000	5.1	11	57	4.2	...	4
35...	39	12	6	6	...	5	5	1	3	8	131	4.9	2	1
37...	52	21	19	19	...	2	2	4	13	65	3.8	...	2
38...	60	17	14	14	...	3	3	7	9500	6.0	8	66	4.6	4	3

Table 2.—CHARACTERISTICS OF HOUSING UNITS, BY BLOCKS: 1960—Con.

["Total population" contains no persons in group quarters unless preceded by asterisk; one asterisk (*) denotes less than 10 percent; two asterisks (**), 10 percent or more]

Blocks within census tracts	Total population	All housing units by condition and plumbing										Occupied housing units							
		Sound					Deteriorating					Owner occupied			Renter occupied			Occupied by non-white	1.01 or more persons per room
		Total	With all plumbing facilities	Lacking some or all facilities	Total	With all plumbing facilities	Lacking some or all facilities		Dilapidated	Total	Average value (dollars)	Average number of rooms	Total	Average contract rent (dollars)	Average number of rooms				
							With flush toilet	No flush toilet											
39...	44	11	11	9	2	5	...	5.6	6	56	4.8	2	2	
40...	79	21	21	21	6	...	5.0	15	61	4.5	...	6	
41...	248	83	54	52	2	24	16	8	47	8500	5.7	31	60	4.3	20	8	
42...	130	38	35	28	7	3	...	3	17	9000	5.5	19	54	3.8	15	8	
43...	158	52	52	47	5	16	9000	5.7	34	57	4.1	7	5	
44...	81	28	14	13	1	6	4	2	9	12000	5.4	17	51	3.9	17	2	
47...	44	15	15	14	1	7	15000	5.6	7	59	4.0	7	1	
48...	*128	38	20	19	1	15	13	2	16	8000	5.3	19	52	4.2	8	6	
49...	178	49	39	35	4	10	6	4	29	9000	5.6	19	50	4.9	14	7	
50...	*82	31	17	15	2	14	11	3	7	...	5.6	20	56	4.4	...	1	
51...	140	47	41	37	4	5	5	35	9000	5.6	12	56	4.9	12	1	
52...	181	53	48	48	...	5	3	2	29	10000	5.9	20	66	4.7	12	6	
53...	52	16	14	14	...	2	2	10	14500	6.2	6	54	4.5	
55...	147	38	37	36	1	17	11000	5.4	21	62	4.6	13	9	
56...	111	33	29	27	2	3	2	1	22	12000	5.5	6	54	3.8	16	5	
57...	85	20	19	19	...	1	1	18	11500	5.7	2	9	3	
58...	67	22	22	22	15	12500	5.8	7	55	4.7	1	...	
59...	43	12	12	12	6	11000	5.8	6	...	4.3	...	3	
60...	64	17	17	15	2	10	12500	5.6	7	59	3.3	14	4	
62...	50	15	13	13	11	12000	6.2	4	3	2	
29.....	*1558	974	664	456	208	294	106	188	...	16	55	19500	6.1	827	63	2.3	9	54	
1...	47	21	17	17	...	4	4	9	23000	7.1	10	86	5.3	
2...	230	150	49	35	14	93	27	66	...	8	6	...	7.7	134	57	2.5	...	7	
3...	*291	126	94	65	29	32	19	13	23	14500	7.1	97	64	3.1	...	12	
5...	63	43	33	33	...	10	9	1	2	39	85	2.8	
9...	56	50	50	50	1	49	78	2.1	
10...	19	12	4	4	...	8	4	4	2	10	47	3.5	
11...	42	18	18	18	1	16	80	5.0	
12...	91	41	17	16	1	23	4	19	2	32	90	3.3	...	7	
13...	31	29	29	2	27	1	25	36	1.2	...	1	
14...	18	7	7	7	7	71	2.9	
15...	20	38	38	34	4	20	69	1.0	
16...	4	3	
17...	29	24	24	20	4	22	63	3.7	
20...	41	40	40	18	22	40	47	1.0	1	1	
22...	31	36	36	8	28	2	27	51	1.7	
23...	27	21	1	...	1	19	5	14	1	17	59	2.8	...	1	
24...	58	32	13	13	...	19	7	12	1	29	66	2.1	1	4	
25...	37	29	29	29	1	28	64	2.3	
27...	102	104	87	54	33	17	...	17	1	88	60	1.4	...	2	
29...	5	5	5	1	4	5	41	2.2	
32...	42	36	36	10	26	28	63	1.6	...	5	
33...	**84	1	4	14	59	3.6	5	4	
34...	52	18	13	2	11	1	1	1	11	60	3.5	...	3	
35...	34	13	8	8	...	3	3	2	13	54	2.2	2	3	
36...	28	14	2	2	...	12	1	11	1	58	64	1.3	...	2	
37...	64	59	59	25	34	
38...	11	3	
39...	1	1	
30.....	*2975	991	871	866	5	118	116	2	...	2	590	20000	7.1	377	97	4.4	2	26	
1...	43	13	13	13	10	38000	8.2	3	
2...	9	4	
3...	54	17	17	17	14	19500	6.8	3	
4...	43	18	18	18	14	15500	6.0	2	
5...	21	7	7	7	6	19000	6.0	1	
6...	71	26	26	26	9	14500	5.7	17	80	4.2	
8...	32	13	10	10	...	3	3	9	11500	5.4	7	69	5.3	...	1	
9...	55	17	10	10	...	5	5	2	11500	5.8	
10...	27	15	14	14	...	1	1	9	13	84	2.6	1	...	
11...	11	5	1	1	...	4	4	2	3	
12...	68	25	14	14	...	11	11	8	13000	5.5	14	69	5.2	...	1	
13...	89	25	10	10	...	15	15	14	12000	5.6	11	72	5.5	...	3	
14...	62	23	18	18	...	5	5	11	15500	6.1	12	77	4.8	
15...	98	32	13	11	2	19	19	21	13500	5.8	11	156	3.5	...	3	
16...	122	33	27	27	...	6	6	22	14500	6.6	11	81	5.5	...	3	
18...	69	18	18	18	16	15000	7.3	2	
19...	68	18	18	18	15	16000	6.5	3	
20...	65	21	21	21	21	18000	7.2	
21...	46	12	12	12	11	27000	8.9	1	
22...	38	13	13	13	13	22000	7.4	
23...	57	17	17	17	13	23000	7.5	4	
24...	67	20	20	20	17	15000	6.9	2	1	
25...	72	20	20	20	17	17500	6.4	3	
26...	64	23	16	16	...	7	7	22	15500	6.5	
27...	*139	54	44	44	...	10	10	20	17000	7.0	30	107	3.3	1	2	
28...	**6	1	3	
29...	129	37	13	13	...	24	24	19	16000	6.3	17	70	4.8	
30...	64	18	18	18	16	17000	7.2	2	1	
31...	72	17	17	17	17	20000	7.4	
32...	41	14	14	14	12	18500	7.3	1	1	
33...	39	11	11	11	11	31000	9.1	
34...	28	9	9	9	9	31000	9.0	
35...	43	16	16	16	15	40000	9.7	1	1	
36...	70	17	17	17	16	25000	7.9	1	
37...	78	23	23	23	21	26000	7.6	2	

City Block Characteristics

Table 2.—CHARACTERISTICS OF HOUSING UNITS, BY BLOCKS: 1960—Con.

["Total population" contains no persons in group quarters unless preceded by asterisk; one asterisk (*) denotes less than 10 percent; two asterisks (**), 10 percent or more]

Blocks within census tracts	Total population	All housing units by condition and plumbing									Occupied housing units							
		Total	Sound			Deteriorating			Dilapidated	Owner occupied			Renter occupied			Occupied by non-white	1.01 or more persons per room	
			Total	With all plumbing facilities	Lacking some or all facilities	Total	With all plumbing facilities	Lacking some or all facilities		Total	Average value (dollars)	Average number of rooms	Total	Average contract rent (dollars)	Average number of rooms			
38...	58	15	15	15	13	22000	7.8	2	1	
39...	51	22	22	22	14	20000	7.1	7	98	5.4	
40...	175	58	50	50	...	8	6	2	...	24	19500	6.7	29	83	4.8	...	2	
41...	66	19	19	19	16	24000	8.0	2	
42...	41	11	11	11	11	37000	9.6	
43...	33	8	8	8	5	...	7.8	3	
44...	63	20	20	20	10	30000	7.9	10	92	4.8	
45...	*175	59	59	59	31	20000	7.0	28	87	4.5	...	2	
46...	*253	127	127	124	3	9	...	6.7	115	116	3.7	...	1	
31.....	*6316	2241	1915	1777	138	302	280	22	...	24	961	14500	6.1	1190	78	4.0	49	142
1...	89	30	29	29	...	1	1	20	13000	5.6	10	88	4.8	
2...	74	29	29	29	12	16000	5.8	17	81	4.4	...	1	
3...	83	35	34	34	...	1	1	9	16500	5.7	22	94	5.0	...	1	
4...	87	34	34	34	10	...	5.4	23	88	4.1	...	1	
5...	103	39	38	38	18	15000	6.0	20	124	4.3	...	1	
6...	150	76	75	75	...	1	1	24	21000	5.2	48	99	4.2	
7...	129	56	56	56	7	22000	5.6	46	103	4.4	
8...	222	84	84	84	24	13500	5.5	56	79	3.9	...	8	
9...	118	29	28	27	1	1	1	17	9500	5.6	11	70	4.7	8	8	
10...	6	2	
13...	18	5	4	4	...	1	1	2	3	1	
14...	22	6	6	6	2	4	1	
15...	137	44	42	38	4	2	1	1	...	13	11500	6.3	28	57	4.6	...	5	
16...	214	63	52	49	3	11	4	7	...	38	11000	5.8	22	61	4.7	14	8	
17...	123	34	34	34	24	17000	6.9	9	86	4.9	...	3	
18...	106	38	38	38	20	19000	5.7	18	91	4.8	
19...	90	26	26	26	24	24000	7.0	2	
20...	127	37	37	37	25	18000	7.0	10	74	5.2	...	2	
21...	96	27	21	21	...	6	6	18	17500	6.7	9	88	4.7	
22...	61	18	18	18	16	20000	6.1	2	
23...	117	39	39	39	34	21000	6.6	5	...	5.0	
24...	89	29	29	26	3	21	16000	5.8	8	82	3.1	...	2	
25...	54	17	17	17	15	16000	5.8	2	1	
26...	37	8	6	6	...	2	2	7	11500	6.3	1	1	
27...	*359	16	13	11	2	3	2	1	...	10	17000	6.2	4	1	
28...	152	57	41	38	3	16	13	3	...	22	12500	6.4	30	69	3.9	...	5	
29...	70	18	15	15	...	3	3	13	18000	6.8	5	...	5.8	
30...	72	19	10	10	...	9	9	16	12500	6.9	2	2	
31...	82	28	14	14	...	14	14	10	12500	6.4	16	74	4.6	
32...	78	35	11	11	...	24	24	10	...	5.6	24	68	3.7	
33...	67	33	26	19	7	7	2	5	...	9	13000	6.3	21	74	3.0	...	1	
34...	126	63	57	46	11	6	6	16	13000	5.3	44	70	3.3	...	2	
35...	93	31	13	13	...	18	18	12	14500	6.1	18	95	4.2	1	3	
36...	260	128	128	122	6	1	1	21	20000	5.9	101	93	4.5	...	3	
37...	154	71	70	58	12	27	12500	6.8	42	63	3.4	
38...	208	73	44	44	...	25	25	...	4	29	11000	6.6	42	68	4.2	...	8	
39...	110	42	28	28	...	14	14	24	12500	6.2	18	74	3.8	
40...	139	36	13	13	...	23	23	24	12500	6.1	12	82	4.9	...	2	
41...	71	21	16	16	...	5	5	11	14500	7.0	10	86	5.0	...	1	
42...	129	44	23	23	...	20	20	...	1	28	15000	6.5	14	82	4.2	
43...	100	28	21	21	...	7	7	17	15000	6.6	10	77	4.3	...	1	
44...	*90	28	21	21	...	5	5	...	2	9	13500	6.3	19	80	4.2	...	2	
45...	115	35	35	34	1	21	10000	5.6	13	73	4.4	...	3	
46...	115	39	39	29	10	17	12000	6.1	22	62	3.7	...	1	
47...	121	31	31	24	7	19	11000	6.1	11	123	4.9	...	6	
48...	135	47	47	43	4	20	11500	6.2	25	65	4.2	...	3	
49...	173	53	41	39	2	11	6	5	1	24	9000	6.1	22	64	4.8	4	5	
50...	84	24	24	24	20	10000	5.7	3	...	11	2	2	
51...	131	31	25	24	1	6	6	17	9500	5.3	14	64	3.9	10	8	
52...	131	41	38	34	4	3	3	18	9000	5.9	22	59	4.5	...	5	
53...	99	28	28	26	2	15	9500	5.8	13	68	4.4	1	...	
54...	74	25	25	21	4	10	11500	6.1	14	64	4.4	...	2	
55...	203	75	18	18	...	44	44	...	13	17	13500	5.9	52	74	3.4	...	9	
56...	*249	88	79	72	7	9	9	29	12000	6.3	56	83	3.7	...	7	
57...	*160	70	67	59	8	1	1	...	2	15	14000	5.8	52	65	2.8	...	7	
58...	134	78	76	40	36	2	2	11	...	5.9	61	61	2.1	...	7	
32.....	4026	1217	1202	1185	17	13	11	2	...	2	931	13500	5.2	259	80	4.3	...	84
1...	8	2	
2...	12	2	
3...	30	11	11	11	11	12500	5.6	
4...	48	16	16	16	15	10500	4.2	1	2	
5...	27	10	10	10	9	13500	4.8	1	
6...	32	10	10	9	1	6	12000	5.0	4	1	
7...	16	7	7	7	4	2	
8...	88	25	25	25	15	11000	4.9	9	91	4.2	...	4	
9...	59	21	21	21	21	12000	4.2	2	
10...	62	18	18	18	16	12500	4.4	2	1	
11...	59	15	14	14	...	1	1	13	13000	4.8	2	2	
12...	54	12	12	12	11	13500	4.9	1	2	
13...	66	24	24	24	11	13500	4.3	11	92	3.7	...	1	
14...	4	1	
15...	34	8	8	8	8	22000	5.8	1	
16...	42	12	12	12	10	21000	5.4	
17...	245	64	64	64	61	17500	5.1	2	7	
18...	54	13	13	13	12	13500	4.7	1	3	

Table 2.—CHARACTERISTICS OF HOUSING UNITS, BY BLOCKS: 1960—Con.

["Total population" contains no persons in group quarters unless preceded by asterisk; one asterisk (*) denotes less than 10 percent; two asterisks (**), 10 percent or more].

Blocks within census tracts	Total population	All housing units by condition and plumbing								Occupied housing units								
		Total	Sound			Deteriorating			Dilapidated	Owner occupied			Renter occupied			Occupied by non-white	1.01 or more persons per room	
			Total	With all plumbing facilities	Lacking some or all facilities	Total	With all plumbing facilities	Lacking some or all facilities		Total	Average value (dollars)	Average number of rooms	Total	Average contract rent (dollars)	Average number of rooms			
								With flush toilet										No flush toilet
19...	32	7	6	6	...	1	1	7	11500	4.9	2	
20...	39	11	11	11	8	14000	4.6	3	1	
21...	24	7	7	7	8	12500	4.5	1	
22...	54	15	15	15	8	11500	5.5	7	74	4.0	...	2	
23...	102	25	25	25	25	19000	5.4	1	
24...	15	4	4	1	
26...	44	17	14	11	3	2	...	2	...	12	10000	4.8	4	3	
27...	119	31	31	31	28	12500	5.4	3	
28...	66	19	19	19	18	12500	5.0	1	
29...	37	14	14	14	12	12500	4.8	2	
30...	50	15	15	15	15	13500	5.2	1	
32...	54	21	21	21	7	17500	5.1	13	83	3.2	...	2	
33...	75	19	19	19	9	15000	5.1	10	94	4.3	...	2	
34...	68	21	18	18	...	3	3	15	12500	4.5	6	91	4.3	...	2	
35...	27	7	7	7	6	16500	4.7	1	1	
36...	65	16	15	15	...	1	1	15	15000	4.9	1	1	
37...	58	16	16	16	12	16500	5.0	3	3	
38...	47	12	12	12	12	15000	4.4	2	
39...	47	12	12	12	12	15500	4.8	3	
40...	64	19	19	19	15	13500	5.1	4	
41...	41	12	12	12	8	13500	4.4	4	1	
42...	37	10	10	10	9	14500	4.7	1	1	
43...	45	12	12	11	1	12	12500	4.9	
44...	42	14	14	14	13	12500	4.9	1	
45...	38	12	12	12	11	13500	5.5	1	
46...	33	13	13	13	11	14000	4.8	2	
47...	30	10	10	10	9	13500	5.2	1	
48...	63	18	18	18	11	12500	5.1	7	72	4.1	...	3	
49...	57	16	16	16	13	12000	5.8	3	1	
50...	67	21	20	20	...	1	1	13	13000	5.1	7	79	4.9	
51...	57	17	17	17	14	12500	5.1	3	2	
52...	83	30	30	24	6	12	14000	5.5	18	63	3.6	...	2	
53...	231	75	74	74	1	50	11500	6.1	22	111	4.3	...	1	
54...	99	28	28	28	18	11500	5.8	10	77	5.3	...	1	
55...	39	13	13	13	11	12500	5.7	2	
56...	40	13	13	13	11	12500	5.5	1	1	
57...	37	14	14	14	14	12500	5.4	2	
58...	33	11	11	10	1	11	13500	5.0	
59...	43	14	14	14	8	13500	5.5	6	87	3.7	
60...	39	14	14	14	11	14500	4.8	2	
61...	26	11	11	11	10	12500	4.7	1	1	
62...	56	15	14	14	...	1	1	15	14000	5.2	2	
63...	34	8	8	8	8	14000	5.0	1	
64...	43	12	12	12	10	13000	5.1	2	1	
65...	30	10	10	10	9	14500	4.8	1	
66...	39	12	12	12	9	13500	5.6	3	2	
67...	47	13	11	11	...	2	2	7	13500	5.7	5	71	4.8	
68...	31	11	11	11	10	13000	5.6	1	
69...	34	13	13	13	8	13500	6.3	5	...	4.0	
70...	29	12	12	12	10	12000	6.0	2	
71...	20	7	7	7	7	14000	5.6	1	
72...	48	15	15	15	12	13000	6.3	3	1	
73...	138	48	48	43	5	25	12500	6.3	18	64	4.1	...	4	
74...	270	84	83	83	...	1	1	50	12000	6.0	30	73	4.4	
33.....	*4013	1177	1150	1133	17	23	16	4	3	4	946	13500	4.9	211	90	4.2	2	98
1...	**499	103	103	103	72	16000	5.2	28	94	3.7	...	9	
2...	19	8	8	7	7	9000	5.0	1	
3...	6	4	
4...	62	16	12	11	1	4	3	...	1	12	9500	4.9	4	
5...	17	3	4	
6...	19	4	9	7000	4.4	2	7	
7...	46	12	12	11	1	52	12000	4.7	3	
8...	201	56	56	53	3	11	12000	4.5	1	
9...	32	12	12	12	4	
10...	56	14	14	14	10	14000	4.4	4	2	
11...	43	12	12	12	11	12500	4.5	1	1	
12...	43	13	13	13	13	13500	4.8	4	
13...	134	32	32	32	29	12500	4.8	3	3	
14...	88	27	27	25	2	23	12500	4.9	3	2	
15...	53	14	14	14	13	13500	4.8	1	2	
16...	49	14	14	14	13	12500	4.5	1	2	
17...	47	14	14	14	13	14500	4.7	1	
18...	46	14	14	13	1	12	14500	4.9	1	1	
19...	70	23	23	23	21	13500	4.8	1	
20...	32	8	8	8	5	14500	5.8	3	1	
21...	20	6	4	4	...	2	2	4	2	2	
22...	9	3	
23...	82	22	22	21	1	14	14500	4.8	7	96	4.6	...	4	
24...	32	13	13	13	9	15000	4.7	3	1	
25...	82	22	22	22	20	14000	5.4	2	1	
26...	49	16	16	14	2	12	13500	4.8	2	
27...	57	16	16	16	14	14500	5.1	2	1	
28...	107	32	32	32	30	17500	5.8	2	
29...	47	22	22	22	18	11500	5.2	4	
30...	41	16	16	15	1	12	16000	5.1	4	

City Block Characteristics

Table 2.—CHARACTERISTICS OF HOUSING UNITS, BY BLOCKS, 1960—Con.

["Total population" contains no persons in group quarters unless preceded by asterisk: one asterisk (*) denotes less than 10 percent; two asterisks (**), 10 percent or more]

Blocks within census tracts	Total population	All housing units by condition and plumbing									Occupied housing units							
		Total	Sound			Deteriorating			Dilapidated	Owner occupied			Renter occupied			Occupied by non-white	1.01 or more persons per room	
			Total	With all plumbing facilities	Lacking some or all facilities	Total	With all plumbing facilities	Lacking some or all facilities		Total	Average value (dollars)	Average number of rooms	Total	Average contract rent (dollars)	Average number of rooms			
								With flush toilet										No flush toilet
31...	46	16	16	16	11	14000	4.4	5	90	4.4	...	2
32...	45	16	16	16	13	13000	4.6	3
33...	69	21	21	21	14	13500	4.5	7	222	3.7
34...	62	20	20	20	15	16500	4.6	4
35...	46	11	9	9	...	2	1	1	11	10500	4.8
36...	2	1
37...	15	4
38...	37	10	10	10	9	11500	4.4	1
39...	69	23	23	23	18	16000	5.1	5	...	4.0
40...	103	32	32	32	17	13000	5.1	14	96	4.1	...	1
41...	106	30	30	30	22	14500	5.0	8	95	4.8	...	2
42...	40	13	13	13	12	13500	5.2	1
43...	39	14	14	14	11	14000	4.7	3
44...	78	24	24	23	1	20	15500	5.4	4
45...	83	23	23	23	22	14000	5.0	1	3
46...	67	20	20	20	17	14000	5.0	2	2
47...	36	10	10	10	10	14000	5.2	1
48...	14	4
49...	8	3
50...	38	11	11	11	9	10500	4.6	2	2
51...	68	20	20	20	15	13500	5.2	5	...	4.2
52...	107	30	30	30	27	13500	4.7	3
53...	41	14	14	14	13	15000	4.9	1
54...	168	60	58	58	2	2	2	45	12500	5.2	15	70	4.7	1	...
55...	109	33	30	30	...	1	1	21	15000	5.1	12	86	5.0	...	3
56...	66	22	22	21	1	20	13000	5.4	2
57...	109	33	30	30	...	3	3	26	14000	5.5	5	85	6.2	...	2
58...	122	39	39	39	35	14500	5.0	3	4
59...	42	21	21	21	17	13500	4.6	3
60...	40	13	13	13	12	12500	4.5	1	1
61...	21	8	6	6	...	2	2	8	73	3.9	...	1
62...	29	9	9	9	8	14000	4.9	1
34.....	*5885	1890	1812	1803	9	69	60	5	4	9	1517	14500	5.4	354	82	4.8	13	72
2...	...	3
4...	156	38	38	38	36	15500	5.3	2	5
5...	82	20	20	20	18	14000	4.9	2	4
6...	77	19	19	19	19	18500	5.4	1
7...	60	17	17	17	16	19000	5.8
8...	93	23	23	23	21	16000	5.0	2	3
9...	171	43	40	40	...	3	3	40	15500	5.2	3	3
10...	120	32	31	31	...	1	1	31	14500	5.1	1	3
11...	90	21	21	21	19	18500	5.5	2
12...	121	28	28	28	23	17500	5.3	5	67	3.6	...	3
13...	19	6	6	6	6	19500	5.2
14...	88	25	25	25	22	15500	5.0	3	4
15...	180	56	30	29	1	21	14	3	4	5	35	7000	5.2	20	64	4.6	11	4
16...	29	12	12	12	9	10500	5.3	2
17...	39	15	14	14	...	1	1	9	10500	5.2	6	69	4.7
18...	58	18	14	14	...	4	4	13	11000	5.7	5	83	5.4	...	1
19...	54	14	7	6	1	7	6	1	11	11000	5.6	3	2
20...	45	15	14	14	...	1	1	10	11500	5.3	5	...	3.0	...	1
21...	45	15	15	15	12	12500	5.2	3	2
22...	53	13	13	13	13	17000	5.5	3
23...	3	1
24...	23	9	9	9	8	17000	5.6	1
25...	65	18	18	18	17	20000	5.3	1	1
26...	46	11	11	10	1	9	18000	6.3	2
27...	52	20	20	20	15	17500	5.4	4
28...	41	15	15	15	15	17000	5.3
29...	55	16	16	16	16	18000	5.0
30...	60	16	16	16	14	16000	5.2	2	2
31...	26	7	7	7	7	18500	5.9
32...	46	14	14	14	13	15500	5.5	1	1
33...	58	19	15	15	...	4	4	13	14000	5.2	6	79	3.8
34...	45	12	12	12	8	13500	5.5	4
35...	40	14	14	14	12	11000	5.3	2
36...	41	14	14	14	9	13500	5.6	5	57	4.6
37...	48	16	16	16	4	12	90	5.5
38...	47	16	16	16	2	13	94	4.7
39...	36	13	12	12	...	1	1	3	10	86	4.5
40...	48	18	18	16	2	10	13000	5.4	8	83	3.8	...	1
41...	47	17	17	17	14	12500	5.7	3
42...	44	15	14	14	...	1	1	10	12500	5.9	4
43...	52	16	16	16	16	13500	5.8
44...	47	17	15	15	...	2	2	13	12000	5.3	4
45...	38	14	12	12	...	2	2	14	15500	5.2
46...	91	19	19	19	18	16000	5.4	1	2
47...	65	26	26	26	25	16500	5.1
48...	119	43	43	43	34	17000	5.5	7	84	3.4
49...	128	41	40	40	...	1	1	35	14500	5.3	6	84	5.2	1	...
50...	54	19	19	19	17	13000	5.1	2
51...	52	17	17	17	16	14500	5.5	1
52...	69	18	18	18	14	14500	5.6	4
53...	34	13	13	13	13	17000	4.8	1
54...	35	15	15	15	13	14000	5.4	1

Table 2.—CHARACTERISTICS OF HOUSING UNITS, BY BLOCKS: 1960—Con.

["Total population" contains no persons in group quarters unless preceded by asterisk; one asterisk (*) denotes less than 10 percent; two asterisks (**), 10 percent or more]

Blocks within census tracts	Total population	All housing units by condition and plumbing								Occupied housing units								
		Sound				Deteriorating				Dilapidated	Owner occupied			Renter occupied			Occupied by non-white	1.01 or more persons per room
		Total	With all plumbing facilities	Lacking some or all facilities	Total	With all plumbing facilities	Lacking some or all facilities		Total		Average value (dollars)	Average number of rooms	Total	Average contract rent (dollars)	Average number of rooms			
							With flush toilet	No flush toilet										
55...	42	16	16	16	13	13000	5.4	3
56...	30	12	10	8	2	...	2	9	12000	4.9	2
57...	42	14	14	14	12	12000	5.6	2
58...	**67	12	12	12	2	10	75	3.0
59...	68	22	21	21	...	1	1	17	13500	5.4	5	93	5.0
60...	83	26	23	23	...	1	1	20	14000	5.5	6	69	5.5
61...	52	17	17	17	16	14000	5.6	1
62...	55	17	17	17	16	16000	5.3	1
63...	58	20	18	18	...	2	2	17	13500	5.8	2
64...	33	13	13	13	10	12000	5.9	3
65...	41	14	14	14	12	12500	5.3	2	1
66...	46	13	13	13	12	14000	5.3	1
67...	36	12	12	12	12	12500	5.5
68...	120	42	41	41	...	1	1	35	13000	5.2	6	73	4.2
69...	31	12	12	11	1	10	16000	5.3	2
70...	55	17	17	17	14	15000	5.5	3
71...	48	17	17	17	17	13000	5.2
72...	50	17	16	16	...	1	1	15	12500	5.1	2
73...	50	14	13	13	...	1	1	12	15000	5.8	2
74...	34	13	13	13	10	16500	5.8	3
75...	41	16	16	16	14	17000	5.8	2
76...	43	14	14	14	13	15500	5.5	1	1
77...	81	30	30	30	30	13500	5.9
78...	70	22	21	21	...	1	1	14	13500	5.6	8	76	5.9	1	...	1
79...	35	14	14	14	12	12500	5.2	2
80...	50	15	15	15	13	14500	5.8	2
81...	34	14	14	14	13	16000	5.5	1
82...	44	16	15	14	1	1	1	12	16500	5.8	4	1
83...	44	16	15	14	10	14000	5.3	4
84...	37	14	14	14	13	12500	5.8
85...	40	13	13	13
86...	38	16	16	16	14	17500	5.5	2
87...	33	13	13	13	12	12500	5.1	1
88...	54	17	17	17	13	14000	5.1	4
89...	50	16	16	16	15	16000	5.3	1
90...	36	13	13	13	10	15000	5.1	3
91...	27	13	13	13	11	15500	5.3	1
92...	43	16	16	16	15	18000	5.5	1
93...	42	14	14	14	13	16000	5.6	2
94...	51	18	18	18	...	1	1	16	13500	5.2	1
95...	37	14	13	13	...	1	12	16500	6.0	2
96...	42	16	16	16	14	16000	5.9	2	1
97...	39	15	15	15	11	17500	5.6	4
98...	38	14	14	14	12	15000	5.2	2
99...	43	17	15	15	...	2	2	15	13500	5.6	2
100...	38	15	15	15	11	12000	5.4	4
101...	18	7	7	7	5	11000	6.2	2	2
102...	45	15	13	13	...	1	1	7	17000	5.9	8	81	5.8
103...	67	19	19	19	13	14000	6.0	6	81	5.2
104...	70	20	20	20	15	15500	6.0	5	89	5.8
105...	44	12	12	12	8	18000	6.3	4
106...	41	15	15	15	14	13500	5.6
107...	25	10	9	9	...	1	1	7	13000	5.7	3
108...	61	20	18	18	...	2	2	4	15	79	4.9
109...	34	16	16	16	8	17000	5.0	8	90	4.0
110...	52	16	15	15	...	1	1	12	13500	5.4	4	1
111...	49	26	26	26	7	18500	5.0	19	89	3.7
112...	17	7	7	7	7	18500	5.4
35.....	*3298	1156	1109	1109	...	45	45	...	2	791	21000	6.3	345	89	4.5	25
1...	104	30	30	30	28	31000	6.9	2	2
3...	152	53	53	53	52	40000	7.1	1
4...	38	14	14	14	14	30000	6.7
8...	31	9	7	7	...	1	1	...	1	6	8500	6.5	3
9...	33	10	10	10	7	12500	4.9	3
10...	61	26	25	25	10	13500	5.3	12	75	3.9
11...	40	16	16	16	5	11500	5.6	11	73	4.4
12...	50	20	20	20	10	10500	4.9	10	84	3.5	1
13...	84	35	35	35	6	...	4.8	28	88	4.1
14...	89	37	37	37	6	13000	5.5	30	92	4.8	2
15...	45	17	17	17	13	19500	6.7	4
16...	49	17	17	17	16	27000	6.7
17...	52	18	18	18	18	40000	8.1
18...	45	18	18	18	11	20000	6.2	6	95	5.5
19...	80	20	20	20	16	16000	6.2	3	1
20...	46	16	16	16	13	14500	5.5	3	2
21...	49	19	19	19	9	13000	4.9	10	77	4.9
22...	86	48	47	47	...	1	1	3	45	83	3.7
23...	46	16	14	14	...	2	2	7	11500	5.6	8	79	4.4
24...	47	16	15	15	...	1	1	9	8000	5.6	7	76	4.9
25...	103	44	36	36	...	8	8	21	13000	5.2	20	90	4.6	1
26...	81	27	24	24	...	3	3	18	14000	5.6	8	92	4.0	2
27...	79	22	21	21	...	1	1	21	16500	6.0	1
28...	66	21	20	20	...	1	1	20	18500	6.5	1
29...	81	22	21	21	...	1	1	22	23000	6.3
30...	52	16	16	16	15	34000	6.8	1
31...	69	21	20	20	...	1	1	19	27000	7.6	2	1
32...	49	14	14	14	13	25000	7.2	1

City Block Characteristics

Table 2.—CHARACTERISTICS OF HOUSING UNITS, BY BLOCKS: 1960—Con.

["Total population" contains no persons in group quarters unless preceded by asterisk; one asterisk (*) denotes less than 10 percent; two asterisks (**), 10 percent or more]

Blocks within census tracts	Total population	All housing units by condition and plumbing									Occupied housing units							
		Sound				Deteriorating					Owner occupied			Renter occupied				
		Total	Total	With all plumbing facilities	Lacking some or all facilities	Total	With all plumbing facilities	Lacking some or all facilities		Dilapidated	Total	Average value (dollars)	Average number of rooms	Total	Average contract rent (dollars)	Average number of rooms	Occupied by non-white	1.01 or more persons per room
						With flush toilet	No flush toilet											
33...	71	20	20	20	18	19500	6.7	2	
34...	62	21	20	20	19	14500	5.5	2	
35...	58	21	17	17	...	4	1	19	14500	5.2	1	3	
37...	67	19	18	18	...	1	5	10	16500	5.9	9	111	4.3	...	3	
38...	88	36	31	31	...	1	5	14	15000	5.6	21	89	4.6	...	3	
39...	94	36	35	35	...	1	3	18	14500	5.4	18	86	5.0	...	1	
40...	67	20	17	17	18	16000	6.2	2	1	
41...	56	18	18	18	18	19500	6.9	1	
42...	53	21	21	21	17	27000	7.6	3	1	
43...	34	12	12	12	12	29000	6.8	
44...	55	15	15	15	14	34000	8.5	1	
45...	50	15	15	15	14	20000	6.9	1	
46...	61	21	21	21	18	20000	6.8	2	
47...	68	20	18	18	...	2	2	19	16500	6.5	4	
48...	68	22	19	19	...	3	3	18	14500	5.8	6	
49...	76	23	22	22	...	1	1	16	15500	5.9	20	93	5.2	...	2	
50...	78	32	31	31	...	2	2	12	15000	4.7	2	
51...	86	36	34	34	15	13500	5.3	21	82	3.6	...	1	
52...	67	26	26	26	21	13500	5.4	5	98	4.6	...	1	
53...	80	29	29	29	25	15000	5.8	4	
54...	53	17	16	16	...	1	1	16	20000	6.7	
55...	64	21	21	21	19	20000	7.3	2	
56...	*35	13	13	13	13	27000	7.9	
36.....	*6326	1640	1623	1621	2	14	12	2	...	3	1508	18000	5.2	97	94	4.5	1	178
1...	162	56	56	56	52	31000	5.7	2	1	
2...	71	17	17	17	17	27000	6.1	1	
3...	18	5	5	5	5	26000	5.8	
4...	98	26	26	26	26	22000	5.7	3	
5...	*170	37	37	37	36	16500	5.4	1	6	
6...	17	6	6	6	6	20000	5.5	
7...	14	4	2	
8...	31	8	8	8	6	12000	4.7	2	2	
9...	1	
10...	50	14	14	14	14	26000	5.4	1	
11...	36	14	14	14	14	26000	5.1	1	
12...	78	25	25	25	25	24000	5.6	1	
13...	40	11	11	11	10	24000	5.3	1	2	
14...	123	31	31	31	29	22000	5.3	1	
15...	36	10	10	10	10	24000	5.6	1	
16...	41	11	11	11	11	25000	5.7	1	
17...	101	26	26	26	26	26000	5.3	1	
18...	49	14	14	14	14	24000	6.0	1	
19...	64	16	16	16	16	23000	5.4	1	
20...	27	8	8	8	8	23000	5.4	1	
21...	54	15	15	15	13	23000	5.7	1	
22...	50	16	16	16	15	25000	5.7	1	
23...	68	18	18	18	18	23000	5.8	1	
24...	59	15	15	15	14	24000	6.0	1	1	
25...	32	10	10	10	10	25000	5.6	1	
26...	16	7	7	7	7	19500	4.7	1	
27...	43	17	17	17	14	20000	5.0	2	1	
28...	23	7	7	7	6	18500	4.8	1	1	
29...	42	11	11	11	9	16000	5.3	1	1	
30...	59	17	17	17	17	17500	5.2	2	
31...	72	20	20	20	16	17500	5.3	4	1	
32...	26	6	6	6	6	27000	6.0	1	
33...	24	6	6	6	6	18500	5.3	1	
34...	**291	38	36	36	...	2	2	15	18500	5.1	15	88	4.5	...	2	
35...	22	5	5	5	4	1	1	
36...	26	10	10	9	1	9	21000	5.6	1	1	
37...	23	8	8	8	7	20000	5.0	1	1	
38...	41	9	8	8	...	1	1	9	21000	5.6	3	
39...	57	19	19	19	18	20000	5.4	1	1	
40...	74	20	20	20	20	19000	5.3	1	
41...	39	12	12	12	12	16000	4.7	1	
42...	16	4	
44...	93	19	18	18	1	18	14000	5.1	6	
45...	58	13	13	13	13	14500	5.0	3	
46...	80	14	14	14	12	14000	5.2	2	6	
47...	44	10	10	10	10	14500	5.0	2	
48...	42	14	14	14	4	10	99	3.6	...	2	
49...	97	24	24	24	...	1	24	16500	5.1	2	
50...	140	36	36	36	34	16000	4.9	2	3	
51...	104	31	31	31	31	18000	5.2	1	
52...	56	14	14	14	13	18500	5.3	1	2	
53...	25	5	5	5	5	20000	5.4	1	
54...	27	8	8	8	8	15500	5.5	1	
55...	34	9	9	9	9	19000	5.3	1	
56...	40	11	11	11	11	20000	5.4	1	
57...	17	7	7	7	6	19500	5.0	1	
58...	126	31	31	31	29	18000	5.3	2	4	
59...	155	37	37	37	36	16000	5.1	2	5	
60...	87	22	22	21	1	19	17000	5.2	2	4	
61...	136	34	34	34	25	18000	4.8	8	110	4.1	...	7	
62...	77	17	17	17	16	13500	5.1	1	2	

U.S. CENSUS OF HOUSING: 1960

Series HC(3)-145

CITY BLOCKS

Rock Island, Ill.

Prepared under the supervision of
WAYNE F. DAUGHERTY, Chief
Housing Division




U.S. DEPARTMENT OF COMMERCE

Luther H. Hodges, Secretary

BUREAU OF THE CENSUS

Richard M. Scammon, Director (From May 1, 1961)
Robert W. Burgess, Director (To March 3, 1961)





BUREAU OF THE CENSUS

RICHARD M. SCAMMON, *Director* (From May 4, 1961)
ROBERT W. BURGESS, *Director* (To March 3, 1961)

A. ROSS ECKLER, *Deputy Director*
HOWARD C. GRIEVES, *Assistant Director*
CONRAD TABUBER, *Assistant Director*
MORRIS H. HANSEN, *Assistant Director for Statistical Standards*
CHARLES B. LAWRENCE, JR., *Assistant Director for Operations*
WALTER L. KEHRES, *Assistant Director for Administration*
CALVERT L. DEDRICK, *Chief, International Statistical Programs Office*
A. W. VON STRUVE, *Acting Public Information Officer*

Housing Division—

WAYNE F. DAUGHERTY, *Chief*
DANIEL B. RATHBUN, *Assistant Chief*
BRULAH WASHBAUGH, *Special Assistant*
MILTON D. LIBBERMAN, *Chief, Coordination and Research*

Decennial Operations Division—GLEN S. TAYLOR, *Chief*
Electronic Systems Division—ROBERT F. DRURY, *Chief*
Field Division—JEFFERSON D. MCPHIE, *Chief*
Geography Division—WILLIAM T. FAY, *Chief*
Population Division—HOWARD G. BRUNSMAN, *Chief*
Statistical Methods Division—JOSEPH STRINBERG, *Chief*

Library of Congress Card Number: A61-9347

SUGGESTED CITATION

U.S. Bureau of the Census. *U.S. Census of Housing: 1960. Vol. III, City Blocks.*
Series HC(3), No. 145.
U.S. Government Printing Office, Washington, D.C., 1961.

For sale by the Superintendent of Documents, U.S. Government Printing Office, Washington 25, D.C.
or any of the Field Offices of the Department of Commerce—Price 25 cents.

City Block Characteristics

Table 2.—CHARACTERISTICS OF HOUSING UNITS, BY BLOCKS: 1960—Con.

[“Total population” contains no persons in group quarters unless preceded by asterisk (*); one asterisk (*) denotes less than 10 percent; two asterisks (**), 10 percent or more]

Blocks within census tracts	Total population	All housing units by condition and plumbing									Occupied housing units						
		Total	Sound			Deteriorating			Dilapidated	Owner occupied			Renter occupied				
			Total	With all plumbing facilities	Lacking some or all facilities	Total	With all plumbing facilities	Lacking some or all facilities		Total	Average value (dollars)	Average number of rooms	Total	Average contract rent (dollars)	Average number of rooms	Occupied by non-white	
61...	112	63	52	33	19	7	2	5	...	4	5	...	6.2	55	53	2.9	...
62...	42	17	17	17	1	14	83	4.1	...
R-2.....	*928	532	314	199	115	149	56	91	2	69	33	10500	5.8	427	55	2.7	8
2.....	2	1
3.....	44	39	33	15	18	5	1	4	...	1	2	31	53	2.0	...
4.....	6	4
6.....	6	3
7.....	12	2
9.....	41	19	19	16	3	17	65	3.5	...
10.....	69	68	6	2	4	61	8	51	2	1	56	41	1.6	...
11.....	28	37	37	26	27	1.1	...
12.....	18	38	38	7	31	18	42	1.1	...
15.....	6	3
16.....	3	1
17.....	17	6	2	...	2	...	4	6	52	3.2	5
20.....	50	16	6	5	1	7	3	2	14	76	4.1	...
21.....	25	8	1	...	1	6	6	1	8	43	4.0	...
22.....	17	5	3	3	...	2	1	1	2	3	1
23.....	40	23	21	14	7	1	1	1	2	20	64	2.9	...
24.....	49	37	32	15	17	5	4	1	...	1	35	78	2.0	1
25.....	79	37	31	31	...	6	3	3	36	69	4.6	...
26.....	29	31	21	12	9	10	3	7	22	56	1.9	...
28.....	**62
29.....	24	10	8	8	2	1	9	59	2.7	...
30.....	47	18	10	10	...	6	4	2	...	2	10	12500	5.2	7	50	3.9	...
31.....	3	2
32.....	33	28	28	12	16	28	37	2.0	...
33.....	11	5	5	5	5	59	4.4	...
34.....	38	21	7	2	5	14	9	5	2	17	55	2.1	...
35.....	19	11	11	11	10	10	68	3.9	...
36.....	15	8	4	4	...	4	4	1	7	59	3.1	...
37.....	48	26	6	6	...	14	1	13	...	6	4	16	61	3.3	1
38.....	**39	8	7	7	1	2	6	59	6.3	...
39.....	48	17	4	4	...	4	2	2	...	9	2	15	54	3.7	...
R-3.....	*6309	2068	1207	948	259	534	267	263	4	327	666	9000	5.5	1303	53	3.7	573
41.....	41	23	23	23	3	19	65	3.2	...
42.....	63	28	12	10	2	16	5	11	2	24	56	2.5	...
43.....	192	58	6	6	...	16	14	2	...	36	18	15000	7.4	36	62	3.4	9
44.....	86	27	18	10	8	9	4	5	18	10000	6.4	17	60	3.9	...
45.....	134	45	5	5	...	24	13	11	...	16	12	10500	5.8	30	51	3.5	5
46.....	116	44	13	8	5	31	6	25	5	48	35	5.9	2.8
47.....	101	37	14	14	...	6	6	17	7	12000	7.4	27	51	3.9	...
48.....	*148	68	34	13	21	9	6	3	...	25	9	50	52	2.9	...
49.....	105	38	21	18	3	17	7	10	9	12000	5.4	27	50	3.6	3
51.....	**35	6	6	6	2	4
52.....	91	43	27	11	16	10	4	6	...	6	11	13000	5.7	32	43	2.8	3
53.....	129	53	8	7	1	45	7	36	2	...	8	10000	6.3	44	50	2.7	...
54.....	110	60	36	30	6	8	1	7	...	16	8	10000	6.1	45	52	2.5	...
55.....	*136	54	30	26	4	6	4	2	...	18	9	9500	4.4	42	56	3.1	...
56.....	87	34	13	11	2	8	8	13	7	5.3	23	5.3	...
57.....	159	48	15	9	6	9	1	8	...	24	8	4.5	39	4.7	3.1
58.....	38	13	12	11	1	1	2	10	54	3.4	...
59.....	74	21	7	7	...	10	3	7	...	4	7	4.9	14	5.1	3.3
60.....	36	12	5	4	1	3	2	1	...	4	3	9	50	3.2	4
61.....	35	15	12	7	5	3	6	9500	5.3	8	34	2.8	...
62.....	13	3
63.....	2	1
64.....	48	14	8	8	...	4	2	2	7	7500	6.0	6	54	4.7	...
65.....	66	17	6	6	...	9	7	2	...	2	6	11	50	4.4	...
66.....	79	31	19	17	2	7	3	4	...	5	11	8500	5.6	17	44	4.2	2
67.....	70	24	12	11	1	5	2	2	1	7	11	10000	5.4	10	52	2.8	...
68.....	76	24	14	13	1	9	7	2	...	1	10	8000	5.2	13	54	4.2	...
69.....	59	22	10	10	...	9	6	3	...	3	9	9000	5.6	10	40	4.8	...
70.....	57	23	8	8	...	7	5	2	...	8	8	9000	6.0	14	52	4.1	...
71.....	100	31	10	7	3	8	2	6	...	13	18	10000	6.1	13	52	2.2	14
72.....	89	24	10	7	3	6	4	2	...	8	13	10000	5.6	11	47	4.1	11
73.....	115	40	40	22	18	7	31	61	3.3	...
74.....	66	21	21	18	3	1	20	59	3.9	...
75.....	75	28	24	16	8	1	1	3	7	8500	4.4	20	50	3.4	...
76.....	19	4
77.....	81	27	25	25	...	2	1	1	...	13	10000	5.5	14	57	4.6	6	
78.....	77	24	12	10	2	7	5	2	...	5	9	8000	5.6	15	52	4.3	...
79.....	33	13	6	5	1	4	4	3	4	6	55	4.7	10
80.....	42	27	12	7	5	8	6	2	...	7	5	4.6	19	5.7	4.9
81.....	164	41	39	22	17	1	1	1	10	4.9	30	4.7	5.3
82.....	83	22	16	13	3	6	1	5	10	7000	5.3	12	55	4.3	16
83.....	102	29	22	18	4	7	2	5	12	8000	5.6	17	66	4.6	20
84.....	175	46	36	34	2	4	4	6	4	38	42	4.1	37
85.....	106	28	17	17	...	5	1	4	...	6	5	7000	4.8	22	42	4.2	17
86.....	79	17	9	9	...	2	2	6	10	8500	5.5	7	53	3.9	...
87.....	59	15	10	10	...	4	2	2	...	1	11	8500	6.1	4
88.....	44	13	11	11	...	2	2	11	11500	5.2	2
89.....	42	13	10	9	1	2	1	1	...	1	7	9000	6.0	6	47	4.3	...
90.....	49	14	5	4	1	5	3	2	...	4	7	6000	4.3	5	50	5.2	...

Table 2.—CHARACTERISTICS OF HOUSING UNITS, BY BLOCKS; 1960—Con.

["Total population" contains no persons in group quarters unless preceded by asterisk; one asterisk (*) denotes less than 10 percent; two asterisks (**), 10 percent or more]

Blocks within census tracts	Total population	All housing units by condition and plumbing								Occupied housing units										
		Total	Sound			Deteriorating			Dilapidated	Owner occupied			Renter occupied			Occupied by non-white	1.01 or more persons per room			
			Total	With all plumbing facilities	Lacking some or all facilities	Total	With all plumbing facilities	Lacking some or all facilities		Total	Average value (dollars)	Average number of rooms	Total	Average contract rent (dollars)	Average number of rooms					
54...	16	5	3	3	...	2	2	5	61	5.6				
55...	21	7	4	4	...	1	1	6	59	5.7				
56...	21	7	7	7	5	57	4.8				
57...	79	20	11	10	1	6	4	2	15	8000	5.6	5	4.4	6	4		
58...	58	17	9	8	1	6	6	7	7500	4.3	9	47	4.9	6	3	
59...	81	23	6	6	...	9	8	1	8	9000	5.7	14	53	4.3	18	5	
60...	63	23	19	16	3	3	3	8	8500	5.4	14	63	4.0	16	3	
61...	83	28	25	17	8	3	3	10	8000	5.7	18	50	4.5	12	1	
62...	99	23	19	16	3	4	2	2	9	9500	5.2	14	54	4.2	14	6	
63...	46	18	17	16	1	1	1	18	53	3.7	1	
64...	69	21	9	7	2	7	2	5	8	8500	4.5	13	44	4.1	14	4	
65...	80	16	8	8	...	7	7	9	7500	6.2	6	50	5.5	6	5	
66...	91	36	30	18	12	6	1	5	10	8500	4.8	24	56	3.1	6	6	
67...	*175	50	26	24	2	22	9	13	12	7000	4.7	34	62	3.9	14	13	
68...	111	32	15	15	...	8	2	6	13	8500	5.1	18	49	4.2	21	7	
69...	72	25	6	5	1	10	6	4	15	7500	5.2	10	46	3.2	19	5	
70...	89	22	14	13	1	8	6	2	15	7500	5.9	7	50	3.0	7	...	
71...	89	16	14	13	1	2	1	1	7	8000	5.7	9	67	5.1	3	4	
72...	59	15	15	12	3	9	8000	4.9	6	49	5.0	6	2	
73...	93	28	27	18	9	1	...	1	15	7500	5.4	12	56	4.4	9	3	
74...	82	26	26	13	13	10	7000	5.0	16	59	3.4	22	3	
75...	27	10	3	3	...	5	5	4	6	67	4.8	6	1	
76...	39	11	6	6	...	5	3	3	6	8000	5.0	5	56	4.4	5	3	
77...	45	17	14	7	7	3	2	2	10	6000	4.2	7	53	4.1	14	1	
78...	47	13	10	5	5	1	1	7	8500	5.4	6	58	5.0	10	1	
79...	161	54	42	30	12	12	5	7	25	7000	5.4	27	53	3.9	26	7	
80...	14	3	
81...	72	25	23	21	2	2	2	9	10500	5.9	16	56	3.9	...	1	
82...	184	62	17	12	5	41	23	17	1	4	23	7000	5.5	36	43	4.1	35	9		
83...	48	22	15	12	3	5	2	3	9	8500	6.7	8	77	4.0	...	2	
84...	74	30	29	21	8	1	1	11	8000	5.3	16	64	4.0	...	3	
R-4.....	3690	1109	879	855	24	156	123	33	74	587	9500	5.4	489	90	4.1	96	165
1...	31	11	5	5	...	6	6	9	8000	5.6	2	3	1	
2...	88	21	6	6	...	3	3	10	8000	5.8	11	48	5.0	10	5	
3...	61	20	8	8	...	5	4	1	15	7000	5.0	4	3	2	
4...	78	19	5	2	3	6	6	10	7000	6.7	8	52	4.4	9	4	
5...	84	23	4	2	2	6	3	3	9	7000	5.3	14	59	4.2	8	5	
6...	62	19	9	9	...	8	4	4	15	6500	5.1	4	3	3	
7...	67	25	19	16	3	5	4	1	15	7500	5.7	10	52	4.4	1	2	
8...	75	23	14	11	3	6	4	2	20	7500	4.6	2	3	4	
9...	57	19	9	9	...	8	5	3	15	7500	4.9	3	3	3	
10...	57	15	4	4	...	7	6	1	4	12	7000	5.3	3	3	2
12...	43	13	8	6	2	3	3	8	7000	5.3	5	55	5.4	...	1	
13...	97	29	12	11	1	10	8	2	18	9000	5.7	11	48	3.7	10	4	
14...	32	8	7	7	...	1	1	7	12500	5.4	1	1	1	
15...	20	7	6	6	...	1	1	6	12500	6.0	1	
17...	41	11	9	8	1	2	2	9	9000	5.4	2	6	1	
18...	43	16	12	12	...	4	4	11	6500	5.2	3	1	
19...	52	16	10	10	...	6	5	1	11	10000	5.0	5	59	5.0	4	3	
20...	57	18	8	8	...	8	5	3	9	9500	5.2	8	66	4.6	4	2	
21...	80	21	18	18	...	3	3	15	11000	5.5	6	79	5.2	4	4	
22...	33	12	11	11	...	1	1	8	11500	5.4	4	4	...	
23...	42	13	9	8	1	4	3	1	10	9000	5.3	3	2	1	
24...	40	9	8	8	...	1	1	7	9500	6.1	2	1	2	
25...	43	12	10	10	...	2	1	1	10	11500	5.9	2	
26...	1187	323	316	313	3	6	3	3	16	8500	4.7	298	43	4.0	...	93	
27...	45	12	11	11	...	1	...	1	10	8500	6.2	2	1	
28...	44	13	10	10	...	3	2	1	11	8000	5.9	2	
29...	33	10	9	9	...	1	...	1	10	11000	6.5	
30...	27	9	9	9	8	11000	5.0	1	1	
31...	21	8	6	6	...	2	...	2	7	10500	5.3	1	
32...	94	15	15	15	12	11500	5.7	3	3	1	
33...	64	17	12	10	2	4	3	1	11	9500	6.0	6	74	4.2	1	2	
34...	65	21	14	14	...	4	4	18	9500	5.7	1	3	1	
35...	13	13	13	13	12	11500	4.8	1	
36...	54	23	23	23	4	16	75	2.9	...	2	
37...	35	10	10	10	7	10500	6.3	3	1	
38...	34	11	10	10	...	1	1	11	10000	5.5	
39...	38	16	14	14	12	10500	5.1	3	
40...	50	16	14	14	...	2	2	14	10000	5.4	2	
41...	40	10	9	8	1	1	1	8	12500	5.9	2	1	2	
42...	22	12	11	11	...	1	1	7	12500	4.9	2	2	1	
44...	53	15	12	12	...	3	2	1	14	11000	5.1	1	2	
45...	65	22	22	22	18	13500	6.0	3	1	
46...	57	20	17	16	1	2	2	13	13500	5.5	4	
47...	30	11	8	8	...	3	3	9	11000	4.6	2	1	
48...	35	12	8	8	...	4	4	8	9000	5.8	4	1	...	
49...	47	13	10	10	...	2	2	11	8000	5.4	1	2	2	
50...	43	18	13	13	...	4	4	13	11000	5.4	3	
51...	48	17	16	15	1	1	1	16	12500	5.4	1	1	...	
52...	47	13	11	11	...	2	2	11	11500	5.7	2	1	
53...	39	14	13	13	...	1	1	13	10000	5.2	1	
54...	45	17	15	15	...	2	2	12	10000	5.0	5	...	4.8	
55...	50	18	17	17	12	10000	5.1	5	65	4.6	...	1	

City Block Characteristics

Table 2.—CHARACTERISTICS OF HOUSING UNITS, BY BLOCKS: 1960—Con.

["Total population" contains no persons in group quarters unless preceded by asterisk; one asterisk (*) denotes less than 10 percent; two asterisks (**), 10 percent or more]

Blocks within census tracts	Total population	All housing units by condition and plumbing									Occupied housing units						
		Total	Sound			Deteriorating			Dilapidated	Owner occupied			Renter occupied				
			Total	With all plumbing facilities	Lacking some or all facilities	Total	With all plumbing facilities	Lacking some or all facilities		Total	Average value (dollars)	Average number of rooms	Total	Average contract (dollars)	Average number of rooms	Occupied by non-white	
																	With flush toilet
R-5.....	*3458	1119	1035	974	61	82	80	2	...	2	597	13000	6.1	500	71	4.0	10
1....	99	33	32	32	...	1	1	10	13000	7.4	21	75	4.4	...
2....	56	25	25	25	16	16500	6.7	9	79	4.3	...
3....	110	36	34	25	...	2	2	11	15000	7.5	24	61	3.6	...
4....	107	39	38	35	...	3	3	14	11000	6.3	23	73	4.0	...
5....	109	35	32	30	...	2	2	16	12500	5.7	17	72	4.6	...
6....	107	36	27	23	...	4	9	13	12500	6.4	23	64	4.1	...
7....	108	32	31	29	...	2	1	20	11000	6.2	11	68	4.7	...
8....	75	30	25	25	...	5	5	20	10500	5.9	8	60	4.8	...
9....	102	36	31	29	...	2	5	20	11500	5.8	15	61	3.6	...
10....	**109	18	14	14	2	2	14	10500	6.6	4
11....	66	20	17	17	...	3	3	11	9000	5.5	9	67	4.9	...
12....	161	56	52	50	...	2	4	31	12500	5.3	25	76	4.2	...
13....	72	25	18	18	...	7	5	15	11000	5.6	10	60	3.1	...
14....	86	36	27	22	...	5	9	17	10000	5.6	18	85	3.9	...
15....	99	35	35	30	15	11000	5.6	18	72	3.9	...
16....	78	24	24	24	15	11500	5.7	9	69	4.0	...
17....	87	32	32	31	...	1	17	13500	6.3	15	55	3.6	...
18....	101	34	34	31	...	3	8	11500	5.3	26	70	3.5	...
19....	60	22	22	19	...	3	7	12000	6.7	14	74	4.1	...
20....	88	28	28	21	...	7	14	16000	6.5	14	71	3.1	...
21....	69	19	19	19	12	12500	7.1	7	74	5.3	...
22....	**45	1
23....	150	56	56	54	...	2	23	17500	6.7	32	88	4.0	...
24....	2	1
25....	87	27	27	27	18	13000	5.7	8	67	3.9	...
26....	79	25	21	21	...	4	4	19	12500	5.9	6	61	4.3	...
27....	108	32	30	28	...	2	2	19	12500	6.3	12	60	3.6	...
28....	123	39	31	31	...	8	8	23	9500	6.1	15	75	4.5	...
29....	150	39	34	31	...	5	5	24	12500	6.1	15	73	4.3	...
30....	70	24	22	22	...	2	2	17	11000	6.0	7	73	4.7	...
31....	117	30	29	29	...	1	1	22	12000	6.1	8	64	5.6	...
32....	101	30	27	23	...	4	3	18	10000	5.3	12	64	4.5	...
33....	38	19	19	19	5	28000	8.8	13	62	1.8	...
34....	50	10	9	9	...	1	1	9	22000	7.9	1
35....	32	9	9	9	8	21000	8.0	1
36....	51	23	22	22	...	1	1	5	...	6.4	18	89	3.2	...
37....	77	26	25	24	...	1	1	17	12000	5.9	9	70	4.7	...
38....	90	29	28	27	...	1	1	23	12000	5.2	6	70	4.2	...
39....	91	29	28	28	...	1	1	20	11500	6.0	8	79	4.4	...
40....	48	19	19	19	11	15000	5.9	7	83	5.3	...
R-6.....	*5352	2000	1634	1429	205	351	243	106	2	15	944	13000	5.7	984	70	3.5	1
1....	137	44	39	36	...	3	5	26	12000	6.3	16	63	3.4	...
2....	106	36	29	24	...	5	7	17	7500	5.5	19	60	3.8	...
3....	61	24	20	18	...	2	4	15	8500	5.2	8	58	3.4	...
4....	136	44	37	29	...	8	7	14	10500	5.6	30	58	3.6	...
5....	**81	29	23	19	...	4	3	8	...	5.6	21	68	3.6	...
6....	69	23	18	15	...	3	5	11	13500	5.5	11	71	3.1	...
7....	128	34	26	25	...	1	8	23	10000	5.9	10	70	4.5	...
8....	71	26	19	19	...	6	5	16	8500	6.1	7	58	4.3	...
9....	107	31	25	23	...	2	5	21	11500	6.4	10	60	4.4	...
10....	14	7	7	7	2	3
11....	40	14	12	12	...	2	2	6	10500	5.8	7	85	4.6	...
12....	82	26	19	18	...	8	8	19	10000	5.7	6	51	3.3	...
13....	94	26	15	15	...	11	9	15	9500	6.3	11	73	5.2	...
14....	161	72	28	25	...	3	34	21	10500	5.6	43	74	3.4	...
15....	151	57	42	36	...	6	15	21	15000	7.0	32	84	3.2	...
16....	117	40	14	14	...	26	20	19	14000	6.8	18	67	3.7	...
17....	108	38	17	17	...	19	16	12	9000	5.4	24	71	3.9	...
18....	83	51	51	39	...	12	7	...	4.9	41	74	3.2	...
19....	144	85	85	63	...	22	6	...	5.8	69	87	2.6	...
20....	**132	66	62	33	...	29	4	14	11500	4.9	50	65	2.3	...
21....	151	70	58	44	...	14	12	19	11500	6.1	46	68	3.0	...
22....	124	75	54	33	...	21	1	12	11000	5.1	61	55	2.5	...
23....	132	68	58	35	...	23	10	22	10500	5.4	42	57	3.1	...
24....	79	34	26	19	...	7	8	8	12000	5.3	25	78	3.6	...
25....	131	53	52	39	...	13	1	16	13500	4.8	35	78	3.9	...
26....	91	37	37	31	...	6	17	11500	5.2	20	84	3.7	...
27....	118	49	43	36	...	7	6	27	11000	6.1	21	65	3.0	...
28....	119	48	14	14	...	34	21	13	...	5.5	32	88	3.7	...
29....	119	47	18	18	...	29	29	17	11500	5.9	29	62	3.5	...
30....	105	34	21	21	...	13	12	15	14500	5.6	19	74	3.8	...
31....	76	25	25	25	16	12500	6.9	9	76	4.2	...
32....	146	51	42	34	...	8	9	24	16500	6.4	26	68	4.3	...
33....	**338	91	67	65	...	2	24	54	12500	5.5	36	67	4.1	...
34....	**74	20	15	14	...	1	5	12	12500	5.4	8	67	4.0	...
35....	236	80	74	71	...	3	4	50	13500	5.4	30	67	3.7	...
36....	29	12	12	12	9	10000	5.6	3
37....	35	10	10	10	8	11000	5.8	2
38....	45	13	12	12	...	1	1	9	13000	6.0	3
39....	24	8	7	7	...	1	1	8	11500	5.8
40....	39	18	18	18	16	17500	5.7	2
41....	20	5	5	5													

Table 2.—CHARACTERISTICS OF HOUSING UNITS, BY BLOCKS, 1960—Con.

["Total population" contains no persons in group quarters unless preceded by asterisk; one asterisk (*) denotes less than 10 percent; two asterisks (**), 10 percent or more]

Blocks within census tracts	Total population	All housing units by condition and plumbing									Occupied housing units							
		Sound				Deteriorating				Dilapidated	Owner occupied			Renter occupied			Occupied by non-white	1.01 or more persons per room
		Total	With all plumbing facilities	Lacking some or all facilities	Total	With all plumbing facilities	Lacking some or all facilities	Total	Average value (dollars)		Average number of rooms	Total	Average contract rent (dollars)	Average number of rooms				
					With flush toilet	No flush toilet												
44...	116	37	37	34	27	14500	5.6	10	72	3.3	...	1
45...	71	24	24	27	23	14000	5.5	7	73	4.4	...	1
46...	65	25	25	25	16	15000	5.7	8	71	4.4	...	3
47...	99	31	31	31	23	13000	5.4	8	71	4.4	...	1
48...	32	13	13	13	9	14500	5.6	3	1
49...	48	15	15	15	11	15000	6.3	4
50...	57	16	16	16	10	15000	6.0	6	...	5.8
51...	63	30	30	30	14	19500	6.4	16	57	2.7
52...	42	11	11	11	9	13000	5.8	2	1
53...	35	11	11	11	9	15500	5.9	2	1
54...	36	14	14	14	10	14500	6.3	2	1
56...	42	13	13	13	12	18000	6.3	1
57...	32	14	14	14	7	15000	5.9	6	66	4.5
58...	59	23	23	23	15	15000	6.0	8	74	4.0	...	1
59...	30	9	9	9	6	11500	5.3	3	1
60...	37	14	14	14	10	14000	5.3	4	1
61...	47	14	14	14	10	14500	5.6	4	1
62...	32	8	8	8	7	15000	6.0	1
R-7.....	*6325	1970	1672	1601	71	290	254	36	...	8	1353	12500	5.6	581	68	4.2	...	105
1...	72	20	19	14	5	1	1	12	13500	6.5	7	66	3.9	...	2
2...	57	20	20	14	6	15	12000	6.7	4	1
3...	163	53	53	50	3	32	12500	6.3	20	67	3.6	...	3
4...	**88	18	18	18	11	13000	6.5	7	74	5.0	...	1
5...	34	12	11	9	2	1	1	4	7	75	4.6
6...	80	29	28	26	2	1	18	12000	6.0	11	62	3.9	...	3
7...	58	25	13	11	2	12	10	2	13	12500	6.5	12	61	3.3
8...	79	34	29	26	3	5	5	7	13500	5.1	27	65	3.4	...	2
9...	69	22	11	9	2	11	6	5	11	12000	5.3	10	58	3.4	...	3
10...	11	6	6	1	5	1	5	67	3.0
11...	35	12	10	8	2	2	2	8	9500	5.8	4
12...	45	15	9	9	...	6	6	8	10000	5.5	7	62	4.1	...	2
13...	64	21	10	7	3	11	5	6	10	13000	6.3	10	50	2.2	...	1
14...	**82	17	10	8	2	7	4	3	6	17000	7.5	11	60	5.2	...	3
15...	**697	84	84	80	4	56	12500	5.6	27	66	5.1	...	5
16...	109	37	33	32	1	4	3	1	17	12500	5.9	20	74	4.5	...	3
17...	152	50	46	45	1	4	3	1	35	13500	5.5	12	76	4.5	...	4
18...	**129	14	14	13	1	13	16000	6.4	1
19...	98	30	28	28	...	2	2	26	12000	6.4	4
20...	70	24	22	19	3	2	2	17	11500	5.8	7	73	4.9
21...	47	15	5	5	...	10	8	2	11	11000	5.5	4	1
22...	81	24	21	18	3	3	3	16	13500	6.2	8	61	4.3	...	3
23...	79	25	15	15	...	10	10	22	11500	5.8	2
24...	10	3
26...	21	8	7	7	...	1	1	7	11500	6.6	1	2
27...	79	22	22	22	14	14000	6.8	8	65	3.6	...	8
28...	220	66	66	65	1	44	16500	5.6	20	71	4.4	...	8
29...	63	21	21	21	14	13500	5.3	6	73	4.5	...	1
30...	37	15	15	15	13	23000	5.7	1
31...	65	21	21	21	19	20000	6.1	2
32...	26	12	12	12	10	14000	5.0	1
33...	110	39	38	36	2	1	1	29	15500	5.0	9	65	3.1	...	3
34...	71	25	25	25	22	9000	5.2	3
35...	41	9	2	2	...	7	5	2	4	5	...	5.0	...	3
36...	28	10	5	4	1	5	4	1	6	9500	5.3	4
37...	47	14	12	12	...	2	2	9	12500	5.9	4
38...	56	19	9	9	...	10	9	1	11	11500	5.8	6	82	4.7	...	2
39...	83	27	18	18	...	8	7	1	...	1	14	11000	5.9	11	78	4.8	...	3
40...	115	34	21	21	...	11	11	2	28	10500	5.4	6	72	3.8	...	3
41...	55	19	17	17	...	2	2	16	11500	5.2	3	1
42...	81	25	25	25	22	13500	5.4	3	2
43...	37	13	13	13	10	14000	4.8	3	1
44...	64	25	24	21	3	1	1	13	11000	4.7	11	64	4.2
45...	27	10	6	6	...	4	4	7	9000	5.3	3
46...	75	23	11	11	...	12	12	15	10000	5.3	8	69	5.4	...	1
47...	50	22	21	21	...	1	1	16	11000	5.4	5	71	3.8
48...	36	13	9	9	...	4	4	8	10500	5.9	5	65	3.8	...	1
49...	41	13	12	12	...	1	1	11	14500	5.4	1	2
50...	61	22	19	19	...	3	3	19	12000	5.5	3
52...	61	23	13	13	...	10	10	9	12000	5.7	14	71	3.5	...	2
53...	97	42	33	33	...	9	9	19	12500	5.5	23	71	2.7	...	1
54...	65	25	21	21	...	4	2	17	13000	5.5	6	71	3.2	...	2
55...	81	33	22	15	7	10	10	16	10000	5.4	14	68	4.5
56...	65	22	16	15	1	5	5	18	11000	5.6	4
57...	74	24	18	17	1	6	6	20	13500	6.2	4	1
58...	74	26	20	20	...	6	6	19	10500	4.8	7	76	4.3	...	2
59...	178	56	37	36	1	18	17	1	...	1	37	11000	5.1	19	57	4.2	...	6
60...	73	23	20	20	...	3	3	16	11500	5.9	7	86	5.9
61...	89	35	30	33	...	2	2	29	12500	5.3	5	84	4.8
62...	83	29	27	27	...	2	2	26	13000	5.6	3
63...	105	33	33	32	1	28	11000	5.4	5	72	5.2	...	2
64...	135	41	39	37	2	2	2	30	12000	5.4	11	65	4.2	...	4
65...	100	38	38	38	28	13000	5.4	10	76	5.1
66...	104	42	42	42	32	12000	5.2	10	67	4.9
67...	66	27	25	25	...	2	2	23	13500	5.4	4
68...	57	21	21	21	13	13500	4.9	6	98	5.5
69...	45	18	17	17	...	1	1	15	14000	5.6	3

City Block Characteristics

Table 2.—CHARACTERISTICS OF HOUSING UNITS, BY BLOCKS: 1960—Con.

["Total population" contains no persons in group quarters unless preceded by asterisk; one asterisk (*) denotes less than 10 percent; two asterisks (**), 10 percent or more]

Blocks within census tracts	Total population	All housing units by condition and plumbing								Occupied housing units									
		Total	Sound			Deteriorating			Dilapidated	Owner occupied			Renter occupied			Occupied by non-white	1961 or later percent per month		
			Total	With all plumbing facilities	Lacking some or all facilities	Total	With all plumbing facilities	Lacking some or all facilities		Total	Average value (dollars)	Average number of rooms	Total	Average contract rent (dollars)	Average number of rooms				
70...	40	14	11	11	...	3	2	1	11	12000	5.4	3	
71...	57	22	22	22	18	15000	5.4	3	
72...	63	24	24	24	21	14500	5.4	3	
73...	41	16	13	13	...	3	3	16	11500	5.2	
74...	28	11	7	7	...	4	3	1	8	10000	5.8	3	
75...	64	22	14	13	7	3	3	1	18	11500	4.8	4	
76...	44	15	12	12	1	3	3	9	11500	5.6	6	...	3.8	
77...	18	8	8	8	5	13000	4.4	2	
78...	48	16	15	15	...	1	...	1	12	15000	5.7	4	
79...	62	26	21	21	...	5	5	17	11500	5.0	9	61	4.3	
80...	66	22	14	14	...	8	6	2	11	14500	5.1	11	75	3.8	...	3	
81...	62	23	20	20	...	3	3	17	13000	5.5	6	82	4.8	...	1	
82...	81	20	17	17	...	3	3	16	11500	5.8	4	3	
83...	54	17	13	13	...	3	3	9	13500	5.8	7	69	4.1	...	2	
84...	47	19	17	17	...	2	2	17	11500	4.9	2	
R-8.....	4092	1330	1245	1242	3	70	62	8	...	15	1110	14500	5.1	207	78	4.3	...	72	
1...	41	14	14	14	13	14000	5.4	1	
2...	78	26	25	25	...	1	1	22	15000	5.5	4	2	
3...	53	25	25	25	19	14500	5.0	4	1	
4...	94	31	31	31	29	13000	5.0	2	1	
5...	65	28	27	27	...	1	1	19	14000	5.2	9	86	5.1	
6...	80	29	29	29	24	15500	5.3	5	91	5.6	
7...	110	34	34	34	25	15500	5.4	9	77	3.6	...	1	
8...	77	23	21	21	...	2	2	17	13500	5.5	6	54	4.5	...	1	
9...	52	21	19	19	...	2	2	14	12000	5.5	7	96	4.4	...	1	
10...	48	16	15	15	...	1	1	14	15000	5.7	1	
11...	73	24	24	24	18	17000	5.9	6	77	3.7	...	1	
12...	94	31	27	27	...	4	4	27	14000	5.0	3	1	
13...	57	20	18	18	...	1	1	14	11500	4.8	6	74	4.7	...	1	
14...	2	1	
15...	62	29	28	28	...	1	1	25	14000	5.3	4	1	
16...	76	24	20	20	...	4	4	18	15500	5.9	6	82	5.0	
17...	65	27	25	25	...	2	2	13	19500	5.0	14	76	3.7	...	1	
18...	146	46	46	46	40	16000	5.1	6	72	3.8	...	1	
19...	91	32	31	31	...	1	1	29	14500	5.0	3	1	
20...	42	12	11	11	...	1	1	10	14500	4.5	2	2	
21...	130	41	36	36	...	5	4	1	30	12000	4.9	10	82	4.9	...	2	
22...	62	22	21	21	...	1	1	18	11000	4.7	4	
23...	77	24	24	24	20	17000	5.2	4	1	
24...	88	26	24	24	...	2	2	22	17500	5.5	4	3	
25...	67	21	19	19	...	2	2	20	12500	5.1	1	1	
26...	85	23	21	21	...	2	1	1	21	15000	5.1	2	1	
27...	49	14	14	14	13	14500	5.2	1	
28...	88	30	29	29	...	1	...	1	24	13500	5.2	6	71	3.7	
29...	84	30	30	30	27	14000	4.7	3	1	
30...	96	30	27	25	2	3	3	22	14500	4.9	8	75	4.5	...	1	
31...	98	29	29	29	26	14500	5.0	2	1	
32...	53	14	13	13	...	1	...	1	11	13500	5.1	3	1	
33...	9	4	
34...	63	18	17	17	1	17	14000	4.8	1	2
35...	56	19	17	17	...	2	1	1	16	11500	4.7	3	1	
36...	55	17	17	17	15	12500	4.5	2	1	
37...	51	17	12	12	...	3	2	1	2	14	11000	4.5	3	1
38...	53	18	12	11	1	2	...	2	11	10500	4.5	7	59	3.9	...	3	
39...	92	25	21	21	...	1	1	20	14000	4.9	5	49	4.0	...	3	
40...	76	27	23	23	...	4	4	23	12000	4.7	3	1	
41...	84	28	27	27	1	25	18000	5.2	2
42...	288	95	87	87	...	6	6	70	16000	5.2	23	99	4.7	...	1	
43...	62	20	19	19	1	20	21000	5.7	1
44...	176	54	54	54	51	15500	5.4	2	3	
45...	81	23	22	22	...	1	1	22	14500	5.2	1	1	
46...	30	10	9	9	...	1	1	10	18500	4.9	1	
47...	52	14	14	14	14	17500	5.1	1	
48...	133	44	41	41	...	3	3	41	13500	4.3	2	3	
49...	61	23	18	18	...	5	5	22	12500	4.1	1	1	
50...	142	40	36	36	...	4	4	36	15000	4.5	4	6	
51...	125	37	37	37	34	15500	5.0	3	3	
R-9.....	*5477	1836	1810	1793	17	19	18	1	...	7	1439	16000	5.5	369	87	4.1	2	73	
1...	81	29	28	26	2	1	1	22	13500	5.6	6	75	5.2	
2...	97	37	36	34	2	1	1	30	18500	6.3	6	96	4.3	
3...	55	18	16	16	...	2	2	17	17500	5.4	1	
4...	75	20	20	20	17	15000	6.0	3	1	
5...	59	23	23	23	15	15000	5.5	7	78	3.6	
6...	34	11	11	11	9	17500	5.3	2	
7...	89	26	26	26	20	17000	5.4	6	75	4.5	...	1	
8...	76	23	23	23	22	17500	6.6	1	1	
9...	99	38	37	37	...	1	1	18	14500	5.6	20	68	4.3	...	2	
10...	84	30	30	29	1	22	16000	6.1	8	71	3.5	...	1	
11...	66	20	20	20	16	16500	5.4	4	
12...	80	28	27	27	...	1	1	20	16500	5.8	7	75	4.0	
13...	30	14	14	14	11	16000	5.7	2	
14...	85	32	32	32	26	14500	5.5	5	216	4.4	...	1	
15...	69	26	24	24	...	2	2	19	25000	6.0	6	90	4.8	
16...	23	8	7	7	...	1	1	8	24000	7.4	

Table 2.—CHARACTERISTICS OF HOUSING UNITS, BY BLOCKS, 1960—Con.

["Total population" contains no persons in group quarters unless preceded by asterisk; one asterisk (*) denotes less than 10 percent; two asterisks (**), 10 percent or more]

Blocks within census tracts	Total population	All housing units by condition and plumbing								Occupied housing units								
		Sound				Deteriorating				Dilapidated	Owner occupied			Renter occupied			Occupied by non-white	1.01 or more persons per room
		Total	With all plumbing facilities	Lacking some or all facilities	Total	With all plumbing facilities	Lacking some or all facilities	With flush toilet	No flush toilet		Total	Average value (dollars)	Average number of rooms	Total	Average contract rent (dollars)	Average number of rooms		
17...	93	45	45	45	11	19000	4.5	34	79	3.3
18...	46	17	16	16	...	1	1	14	19000	6.0	3
19...	194	74	74	74	32	14500	5.9	40	92	4.3	...	1
20...	44	16	16	16	10	13500	5.3	5	63	4.6
21...	*224	74	72	70	2	2	1	1	59	18000	5.6	15	63	4.7	...	1
22...	52	25	25	25	20	14500	5.6	5	70	4.2
23...	66	17	17	17	17	24000	7.1	3
24...	68	27	27	27	22	23000	6.2	3	2
25...	76	27	27	25	2	23	16000	5.7	4
26...	20	10	10	10	9	17500	5.0	1
27...	26	8	8	8	8	17000	4.6	1
28...	60	28	28	28	18	20000	5.8	10	83	3.3
29...	86	32	32	32	23	19000	5.7	9	77	3.3	...	1
30...	224	67	66	62	4	1	56	20000	5.7	11	70	3.7	1	2
31...	46	15	15	15	12	26000	5.2	3	1
32...	133	52	51	51	...	1	1	27	24000	5.5	25	93	3.4
33...	73	30	30	30	21	20000	5.5	9	116	4.2	...	1
34...	26	11	11	11	11	19500	5.4
35...	80	25	25	25	25	14000	5.2	1
36...	62	25	25	25	22	13000	5.1	3
37...	53	17	17	17	16	16500	5.3	1
38...	10	5	5	5	2	2	1
39...	17	6	6	6	4	1
40...	62	20	20	20	19	16500	5.4	1
41...	54	18	18	18	17	15000	4.9	1	1
42...	18	6	6	6	6	15000	5.5
43...	16	7	7	7	7	23000	4.9
44...	32	10	10	10	10	22000	5.5
45...	213	66	63	63	...	1	1	2	60	22000	5.4	4	3
46...	30	13	13	13	11	23000	5.3	2
47...	15	5	5	4	1	5	33000	7.0
48...	142	45	44	44	...	1	1	42	22000	5.7	3	1
49...	47	17	16	16	...	1	1	14	15000	4.9	2	1
50...	49	17	17	17	11	27000	5.5	4	2
51...	47	15	15	15	15	12000	4.9	1
52...	31	9	9	9	9	18000	5.4	1
53...	52	17	17	17	15	14500	4.8	2	1	1
54...	35	12	12	11	1	11	13000	4.6	1	1
55...	49	18	18	18	17	16500	4.8	1	2
56...	53	21	21	21	12	18000	5.2	5	90	4.6
57...	**290	86	85	85	...	1	1	76	18000	5.2	9	73	4.0	...	4
58...	78	28	28	28	25	15000	4.6	3	1
59...	107	36	36	36	29	17000	5.7	6	75	4.2	...	2
60...	47	16	13	13	3	13	17000	5.4	2
61...	103	38	38	38	16	26000	5.3	22	122	4.3	...	3
62...	136	49	48	48	...	1	1	35	29000	5.8	12	111	3.9	...	1
63...	4	1
64...	9	3
65...	73	17	17	17	16	21000	5.6	1	2
66...	*804	210	208	206	2	1	1	1	191	...	5.4	18	85	4.6	...	23
R-10...	3849	1194	1013	1000	13	137	113	16	8	44	844	11500	5.0	324	66	4.3	12	130
1...	55	22	22	22	17	12000	5.1	5	61	3.8	...	1
2...	28	10	8	8	...	2	2	6	14500	6.7	3	1
3...	63	22	21	21	...	1	1	13	12500	5.2	9	81	4.6	...	1
4...	70	23	23	23	20	11000	5.3	3
5...	75	23	22	22	...	1	1	21	12000	5.3	2	1
6...	88	27	26	26	...	1	1	22	12500	5.3	4	3
7...	65	21	21	21	18	12000	4.6	3	4
8...	51	21	20	20	1	16	13000	4.4	3
9...	47	14	14	14	14	12000	4.4	3
10...	47	17	17	17	16	12000	4.8	1
11...	48	16	11	11	...	4	4	1	11	8000	4.5	5	180	4.2	...	2
12...	43	11	10	10	9	9000	4.8	2	2
13...	149	48	38	38	...	8	8	2	34	9500	5.3	8	69	4.6	5	6
14...	40	14	12	12	...	2	2	14	11000	5.4
15...	44	14	14	14	13	13500	5.8	1
16...	48	16	16	16	14	13000	5.8	2	1
17...	57	15	15	15	14	12500	5.6	1	1
18...	19	8	6	6	...	2	2	6	13500	5.7	2
19...	51	21	16	16	...	5	5	11	14500	5.9	10	74	5.1
20...	81	31	28	27	1	3	3	15	14500	5.4	16	70	4.0
21...	57	17	16	16	...	1	1	14	12000	5.9	3	8
22...	173	50	29	29	...	16	13	3	...	5	32	9000	5.5	16	61	3.9	5	4
23...	113	35	24	24	...	10	7	3	...	1	29	10000	5.1	5	...	3.8	...	4
24...	140	40	36	35	1	4	3	1	33	10000	4.9	7	70	4.4	...	4
25...	192	67	65	65	...	2	2	54	11500	4.6	11	98	4.5	...	2
26...	97	33	21	18	3	12	11	1	17	15000	5.1	15	60	3.6	...	1
27...	205	64	63	63	...	1	1	56	13000	4.5	8	79	4.3	...	8
28...	69	23	23	23	22	13500	4.0	1
29...	68	23	22	22	...	1	1	20	12000	5.3	3
30...	69	20	11	11	...	7	6	1	...	2	18	10000	4.7	1	4
31...	304	86	32	28	4	26	16	2	8	28	55	6500	4.5	29	46	3.7	2	18
33...	73	23	15	15	...	8	8	18	9500	4.7	5	76	4.4	...	3
34...	5	1
35...	35	12	9	9	...	3	2	1	9	13000	4.9	3
36...	56	19	17	17	...	2	2	13	12500	5.2	6	82	4.5

City Block Characteristics

Table 2.—CHARACTERISTICS OF HOUSING UNITS, BY BLOCKS: 1960—Con.

["Total population" contains no persons in group quarters unless preceded by asterisk; one asterisk (*) denotes less than 10 percent; two asterisks (**), 10 percent or more]

Blocks within census tracts	Total population	All housing units by condition and plumbing									Occupied housing units							
		Total	Sound			Deteriorating			Dilapidated	Owner occupied			Renter occupied			Occupied by non-white	Rent per room	
			Total	With all plumbing facilities	Lacking some or all facilities	Total	With all plumbing facilities	Lacking some or all facilities		Total	Average value (dollars)	Average number of rooms	Total	Average contract rent (dollars)	Average number of rooms			
								With flush toilet										No flush toilet
37...	18	8	7	7	...	1	...	1	8	12500	5.4
38...	86	29	24	23	1	5	5	21	14000	5.0	8	75	4.0
39...	131	41	38	38	...	2	1	1	32	12500	4.9	7	77	4.4
40...	383	92	92	92	9	13500	5.7	79	52	4.5
41...	106	24	24	24	24	49	4.5
42...	9	3
43...	15	7	5	4	1	1	...	1	...	1	7	9500	3.9
44...	43	13	10	8	2	3	2	1	12	9000	4.8	1
45...	51	11	9	9	...	1	1	1	9	11500	4.9	2
46...	117	38	37	37	...	1	1	34	12000	4.5	3
47...	65	21	21	21	14	10000	4.6	7	91	3.6
R-11....	*2226	743	614	549	65	94	75	5	14	35	543	10500	4.8	167	54	3.9
1...	58	18	14	14	...	2	2	2	13	11500	4.7	4
2...	72	24	23	23	...	1	1	23	12500	4.9	1
3...	94	28	26	26	...	2	2	23	12000	4.7	5	88	4.2
4...	67	23	16	16	...	6	6	1	19	11500	4.5	4
5...	*586	176	148	125	23	18	11	2	5	10	137	8500	4.6	30	51	3.8
8...	101	37	26	26	...	11	11	24	10000	4.9	11	79	3.5
9...	37	12	12	12	12	13500	4.6
10...	28	11	9	9	...	1	1	1	10	12000	4.7
11...	86	27	25	23	2	2	2	25	12500	4.4	2
12...	121	38	30	30	...	8	8	23	14000	4.4	15	73	4.6
13...	57	20	19	19	...	1	...	1	19	14000	5.1
14...	68	21	21	21	19	16000	5.2	2
15...	69	24	19	19	...	5	5	19	11500	4.8	5	...	4.6
16...	18	7	7	7	5	...	4.2	2
17...	57	19	18	18	...	1	1	16	13500	5.3	3
18...	70	27	27	27	23	12500	4.4	3
19...	297	114	87	48	39	14	5	1	8	13	47	7500	4.6	58	33	3.3
20...	47	16	16	16	13	12500	4.2	2
21...	23	9	5	5	...	3	3	1	7	12000	5.0	2
22...	24	9	6	6	...	3	3	7	10500	4.9	2
23...	5	2
24...	23	6	2	2	...	4	4	3	3
25...	39	12	10	10	...	2	2	9	22000	6.6	2
26...	15	3
27...	7	2
29...	3	1
30...	5	1
31...	...	2
32...	10	4
34...	16	6	4	4	...	1	1	1	4	1
36...	71	25	20	19	1	3	1	1	1	2	19	3500	4.9	4
37...	30	11	8	8	...	1	1	2	8	3500	4.9	2
41...	22	8	6	6	...	1	1	1	6	3500	4.8	1
R-12....	2827	831	798	792	6	27	6	1	20	6	749	22000	5.5	52	84	4.4
1...	1224	353	324	320	4	25	4	1	20	4	310	19500	5.0	32	75	4.0
2...	47	15	15	15	14	13000	4.0	1
3...	61	24	24	24	21	13000	4.0	2
4...	96	27	27	27	21	33000	6.7	4
5...	120	39	38	38	...	1	1	31	22000	5.7	2
6...	76	25	25	25	24	24000	5.8
8...	30	8	8	8	8	38000	7.4
9...	31	11	11	11	10	37000	7.8
10...	119	39	39	38	1	39	33000	6.6
11...	36	10	10	10	10	34000	6.2
12...	49	17	17	17	15	37000	6.9
13...	12	3
14...	48	15	15	15	12	25000	5.8	1
15...	33	11	11	11	11	27000	5.4
16...	43	12	12	12	11	35000	5.9
17...	59	15	15	15	15	18500	5.1
18...	175	42	42	42	40	16500	4.8	2
19...	141	37	37	37	35	18500	5.2	1
22...	30	8	8	8	8	19000	5.0
23...	118	36	36	36	35	34000	6.6	1
25...	60	14	13	13	1	13	22000	6.5	1
26...	54	17	16	16	1	16	27000	6.9
27...	20	6	6	6	5	16000	6.2
28...	52	17	16	16	...	1	1	15	12500	5.1	2
29...	9	4
30...	79	25	25	24	1	23	17500	5.2	2
31...	5	1
R-13....	2983	886	875	864	11	9	6	...	3	2	810	22000	5.2	42	88	4.8	1	...
1...	301	88	86	86	...	1	1	1	77	21000	5.5	3
2...	29	10	9	9	...	1	1	10	17000	5.4
3...	61	16	16	16	16	24000	5.9
4...	503	148	146	145	1	2	2	127	19500	5.4	14	70	4.7
5...	21	6	6	6	6	25000	5.5
6...	73	22	22	22	20	20000	4.9	1
7...	35	11	11	11	11	20000	5.0
8...	220	65	65	65	61	19000	4.7	2
9...	190	62	60	58	2	1	1	1	51	17000	4.9	9	77	4.3

U.S. CENSUS OF HOUSING: 1960

Series HC(3)-146

CITY BLOCKS

Skokie, Ill.

Prepared under the supervision of
WAYNE F. DAUGHERTY, Chief
Housing Division




U.S. DEPARTMENT OF COMMERCE

Luther H. Hodges, Secretary

BUREAU OF THE CENSUS

Richard M. Scammon, Director (From May 1, 1961)

Robert W. Burgess, Director (To March 3, 1961)





BUREAU OF THE CENSUS

RICHARD M. SCAMMON, *Director* (From May 1, 1961)

ROBERT W. BURGESS, *Director* (To March 3, 1961)

A. ROSS ECKLER, *Deputy Director*

HOWARD C. GRIEVES, *Assistant Director*

CONRAD TAEUBER, *Assistant Director*

MORRIS H. HANSEN, *Assistant Director for Statistical Standards*

CHARLES B. LAWRENCE, JR., *Assistant Director for Operations*

WALTER L. KEHRES, *Assistant Director for Administration*

CALVERT L. DEDRICK, *Chief, International Statistical Programs Office*

A. W. VON STRUVE, *Acting Public Information Officer*

Housing Division—

WAYNE F. DAUGHERTY, *Chief*

DANIEL B. RATHBUN, *Assistant Chief*

BEULAH WASHBAUGH, *Special Assistant*

MILTON D. LIBBERMAN, *Chief, Coordination and Research*

Decennial Operations Division—GLEN S. TAYLOR, *Chief*

Electronic Systems Division—ROBERT F. DRURY, *Chief*

Field Division—JEFFERSON D. MCPHKE, *Chief*

Geography Division—WILLIAM T. FAY, *Chief*

Population Division—HOWARD G. BRUNSMAN, *Chief*

Statistical Methods Division—JOSEPH STEINBERG, *Chief*

Library of Congress Card Number: A61-9347

SUGGESTED CITATION

U.S. Bureau of the Census. *U.S. Census of Housing: 1960. Vol. III, City Blocks.*
Series HC(3), No. 146.

U.S. Government Printing Office, Washington, D.C., 1961.

For sale by the Superintendent of Documents, U.S. Government Printing Office, Washington 25, D.C.
or any of the Field Offices of the Department of Commerce — Price 25 cents.

Table 1.—CHARACTERISTICS OF HOUSING UNITS, FOR THE CITY: 1960

Subject	Number	Percent	Subject	Number	Percent
All housing units	17,165	100.0	Occupied housing units—Con.		
CONDITION AND PLUMBING			COLOR		
Sound	17,023	99.2	White	16,495	99.8
With all plumbing facilities	16,976	98.9	Nonwhite	27	0.2
Lacking some or all facilities	47	0.3	PERSONS PER ROOM		
Deteriorating	131	0.8	1.00 or less	15,950	96.5
With all plumbing facilities	125	0.7	1.01 or more	572	3.5
Lacking some or all facilities	6	...	AVERAGE NUMBER OF ROOMS		
With flush toilet	4	...	Owner occupied	5.8	...
No flush toilet	2	...	Renter occupied	4.5	...
Dilapidated	11	0.1	VALUE AND RENT		
Occupied housing units	16,522	100.0	Average value	dollars 28,300	...
TENURE			Average contract rent	dollars 137	...
Owner occupied	13,841	83.8			
Renter occupied	2,681	16.2			

NOTE.—(On the map for Skokie approximately 850 blocks are identified.)

Table 2.—CHARACTERISTICS OF HOUSING UNITS, BY BLOCKS: 1960

["Total population" contains no persons in group quarters unless preceded by asterisk; one asterisk (*) denotes less than 10 percent; two asterisks (**), 10 percent or more]

Blocks within census tracts	Total population	All housing units by condition and plumbing								Occupied housing units							
		Sound				Deteriorating				Owner occupied				Renter occupied			
		Total	Total	With all plumbing facilities	Lacking some or all facilities	Total	With all plumbing facilities	Lacking some or all facilities	Dilapidated	Total	Average value (dollars)	Average number of rooms	Total	Average contract rent (dollars)	Average number of rooms	Occupied by non-white	1.01 or more persons per room
SKV-31..	*8458	2316	2284	2280	4	32	32	2164	34000	6.5	98	157	5.3	6	52
1...	32	9	9	9	8	24000	5.5	1	...
2...	26	8	8	8	6	21000	5.3	1
3...	31	9	7	7	...	2	2	7	22000	5.9	1
4...	7	2
5...	62	18	17	17	...	1	1	15	29000	6.4	2
6...	37	9	8	8	...	1	1	9	30000	6.0
7...	38	10	10	10	10	25000	5.7
8...	22	6	6	6	6	24000	6.0	1	...
9...	8	3
10...	37	13	13	13	11	23000	5.5	1
11...	69	20	20	20	20	28000	6.1
12...	75	20	19	19	...	1	1	18	37000	6.3	2
13...	87	20	20	20	20	37000	6.5
14...	41	11	11	11	11	31000	6.3
15...	53	16	16	16	14	31000	6.1	1
16...	329	88	88	88	82	30000	6.2	2
17...	277	68	66	66	...	2	2	67	29000	6.3	1	1	4
18...	56	17	17	17	17	36000	6.6	1
19...	35	11	11	11	11	36000	6.8
20...	72	17	17	17	17	40000	7.1
21...	45	15	15	15	15	39000	7.1
22...	68	16	16	16	16	40000	7.3
23...	51	13	13	13	13	40000	7.8
24...	52	14	14	14	13	42000	8.6
25...	41	18	18	17	1	17	39000	6.5
26...	59	15	15	15	14	41000	7.4	1	1
27...	52	17	17	17	17	42000	7.1
28...	56	18	18	18	18	40000	7.4
29...	57	18	18	18	18	40000	7.0
30...	29	9	9	9	6	38000	7.3	3
31...	70	18	18	18	18	42000	7.3
32...	38	19	19	19	19	40000	6.8
33...	58	16	16	16	16	39000	7.8
34...	215	70	70	70	67	34000	6.5	1	1
35...	56	20	19	19	...	1	1	19	29000	6.3	1
36...	128	36	35	35	...	1	1	36	30000	6.3	1	...
37...	118	34	34	34	30	31000	6.4	3	1
38...	77	18	18	18	18	29000	6.3	1
39...	82	20	20	20	20	31000	6.7
40...	122	35	35	35	33	32000	6.4	2
41...	74	21	21	21	21	42000	6.5
42...	54	12	12	12	12	36000	6.8	1
44...	*72	16	16	16	15	40000	8.0	1
45...	59	15	15	15	15	38000	7.3	1
46...	237	64	63	63	...	1	1	63	39000	7.0
47...	75	16	16	16	16	42000	7.5	1
48...	68	18	18	18	18	36000	6.9
49...	79	41	41	41	39	24000	3.3	1
50...	70	20	20	19	1	18	29000	5.9	2
51...	153	40	36	36	...	4	4	38	27000	5.8	1
52...	*115	33	32	32	...	1	1	31	26000	5.4	1

City Block Characteristics

Table 2.—CHARACTERISTICS OF HOUSING UNITS, BY BLOCKS: 1960—Con.

["Total population" contains no persons in group quarters unless preceded by asterisk; one asterisk (*) denotes less than 10 percent; two asterisks (**), 10 percent or more]

Blocks within census tracts	Total population	Housing units by condition and plumbing										Occupied housing units						
		Sound				Deteriorating				Dilapidated	Owner occupied			Renter occupied				
		Total	With all plumbing facilities	Lacking some or all facilities	Total	With all plumbing facilities	Lacking some or all facilities		Total		Average value (dollars)	Average number of rooms	Total	Average contract (dollars)	Average number of rooms	Occupied in non-white		
							With flush toilet	No flush toilet										
53...	69	17	16	16	...	1	1	16	28000	6.3	1
54...	6	3
55...	70	20	20	20	15	32000	6.3	5	109	4.8
56...	78	20	20	20	18	32000	6.4	2	1	...
57...	48	12	12	12	12	38000	7.3
58...	*63	14	14	14	14	40000	7.5
59...	13	3	1
60...	44	11	11	11	10	33000	6.0	1
61...	70	20	20	20	19	35000	6.1
62...	99	23	23	23	18	30000	6.3	3
63...	11	7	7	5	2	3	2
64...	66	17	17	17	13	26000	6.2	3
65...	60	15	15	15	15	27000	6.1
66...	29	7	7	7	6	30000	6.5	1
69...	117	36	36	36	22	27000	5.7	12	170	5.8
70...	88	30	30	30	23	33000	5.7	6	107	4.5
71...	36	9	9	9	7	33000	5.9	2
73...	153	42	42	42	42	24000	5.4
74...	890	230	229	229	...	1	1	223	40000	7.2	1
75...	36	12	12	12	11	34000	6.0
76...	67	20	20	20	18	39000	6.6
77...	*68	18	16	16	...	2	2	17	39000	6.8
78...	102	30	26	26	...	4	4	29	39000	6.5
79...	15	4
80...	*42	11	9	9	...	2	2	11	39000	6.4
81...	41	12	12	12	11	39000	6.5
82...	39	13	13	13	12	34000	6.0
83...	28	8	8	8	8	34000	6.4
84...	43	12	12	12	11	34000	7.0
85...	266	84	84	84	81	33000	6.5	1	1	...
86...	45	11	11	11	10	35000	7.0	1
88...	122	31	31	31	27	29000	6.3	3
89...	127	31	31	31	28	28000	6.1	3
90...	106	26	26	26	23	29000	6.0	3
91...	115	32	32	32	25	34000	6.3	7	166	5.3
92...	112	25	25	25	24	37000	6.9	1
93...	94	21	21	21	21	35000	6.7
94...	35	9	9	9	9	36000	6.6
95...	94	31	31	31	31	30000	6.1
96...	70	18	17	17	...	1	1	17	39000	6.2	1
97...	48	11	10	10	...	1	1	11	40000	6.9
98...	215	57	55	55	...	2	2	56	39000	6.6	1
100...	34	8	8	8	8	31000	6.4
101...	78	20	20	20	20	35000	6.1
104...	2	1
106...	5	1
109...	40	9	9	9	9	34000	6.6
111...	68	17	17	17	17	30000	6.7
112...	61	15	15	15	14	37000	6.8
113...	90	25	25	25	20	32000	6.2	5	136	4.8
114...	83	20	20	20	18	32000	6.4	2
115...	113	27	27	27	18	27000	5.9	8	162	5.3
SKV-32...	6509	1792	1782	1782	...	5	5	5	1474	32000	6.1	238	140	4.6	2	...
1...	35	43	43	43	6	23000	5.5	7	166	4.0
2...	28	9	8	8	1	4
3...	21	7	7	7	6	27000	6.2	1
4...	64	16	16	16	16	29000	6.1
5...	51	14	14	14	13	31000	6.1	1
6...	62	17	17	17	17	26000	5.6
7...	52	13	13	13	10	28000	6.8	2
8...	43	11	11	11	11	24000	5.7
9...	20	5	5	5	4	1
10...	34	13	13	13	6	28000	6.5	1
11...	3	1
12...	46	16	15	15	1	10	24000	6.2	4
17...	12	3
18...	51	13	13	13	13	29000	6.3
19...	30	8	8	8	8	30000	5.9
20...	21	7	7	7	4	3
2...	82	19	19	19	18	30000	6.0
22...	57	13	13	13	12	28000	6.2	1
23...	75	18	18	18	18	28000	5.8
24...	58	16	16	16	14	30000	6.2
25...	60	16	16	16	14	36000	6.5	2
26...	55	17	17	17	13	35000	6.5
27...	73	18	18	18	18	31000	6.2
28...	69	19	19	19	18	28000	5.9
29...	86	20	20	20	20	30000	6.0
30...	75	18	18	18	18	32000	6.9
31...	27	7	7	7	7	32000	6.6
32...	28	8	8	8	7	35000	6.6
33...	78	19	19	19	19	34000	6.6
34...	208	59	59	59	57	22000	5.1	2
35...	19	8	8	8	1	6	20000	5.5	1
36...	77	20	20	20	20	31000	6.4

Table 2.—CHARACTERISTICS OF HOUSING UNITS, BY BLOCKS: 1960—Con.

["Total population" contains no persons in group quarters unless preceded by asterisk; one asterisk (*) denotes less than 10 percent; two asterisks (**), 10 percent or more]

Blocks within census tracts	Total population	All housing units by condition and plumbing									Occupied housing units							
		Total	Sound			Deteriorating			Dilapidated	Owner occupied			Renter occupied			Occupied by non-white	1.01 or more persons per room	
			Total	With all plumbing facilities	Lacking some or all facilities	Total	With all plumbing facilities	Lacking some or all facilities		Total	Average value (dollars)	Average number of rooms	Total	Average contract rent (dollars)	Average number of rooms			
																		With flush toilet
42...	4	1	
43...	71	16	16	16	16	33000	6.6	
44...	79	20	20	20	20	33000	6.6	
45...	89	22	22	22	21	32000	6.2	
46...	75	19	19	19	19	29000	6.3	
47...	77	19	19	19	19	32000	6.5	
48...	67	17	17	17	15	34000	6.3	
49...	66	15	15	15	15	35000	6.5	
50...	43	12	11	11	11	36000	6.4	1	
51...	71	19	19	19	19	31000	6.6	
52...	80	20	16	16	...	4	4	16	32000	6.6	4	
53...	68	17	17	17	17	32000	6.8	
54...	27	7	7	7	7	30000	6.3	
55...	28	6	6	6	6	36000	7.0	
56...	79	20	20	20	19	35000	6.8	
57...	65	16	15	15	...	1	1	13	33000	6.6	3	1	
58...	8	1	
59...	20	5	5	5	5	30000	6.2	
60...	128	32	32	32	26	26000	6.0	6	163	5.3	...	
61...	54	15	15	15	15	24000	5.6	
62...	231	66	66	66	45	23000	5.1	20	159	4.9	6	
63...	301	88	88	88	70	21000	4.6	17	133	4.2	6	
64...	189	51	51	51	45	20000	5.1	5	156	5.0	2	
65...	54	16	16	16	16	...	6.1	
66...	41	11	11	11	9	38000	7.1	1	
67...	71	18	18	18	17	36000	7.1	
68...	68	16	16	16	16	35000	6.6	
69...	67	18	18	18	18	34000	6.6	1	
70...	69	15	15	15	15	38000	7.4	
71...	77	18	18	18	18	35000	6.6	1	
72...	71	17	17	17	17	34000	6.2	1	
73...	65	18	18	18	18	34000	6.3	
74...	163	38	38	38	38	41000	7.3	
75...	50	11	11	11	11	42000	7.4	
76...	46	11	11	11	11	39000	6.8	
80...	83	18	18	18	18	40000	7.2	
81...	64	14	14	14	14	41000	6.7	1	
82...	61	17	17	17	15	41000	6.7	1	
83...	292	109	109	109	7	...	5.9	96	150	4.5	...	
84...	74	16	16	16	16	31000	6.6	1	
85...	195	56	56	56	49	21000	5.0	4	1	
86...	207	69	69	69	40	...	4.3	27	134	4.4	5	
87...	106	34	34	34	19	18500	4.6	13	98	4.4	3	
88...	83	25	25	25	17	33000	6.2	4	
89...	59	16	16	16	16	41000	6.8	
90...	42	15	15	15	14	40000	6.5	
91...	47	15	15	15	14	35000	6.3	
92...	41	9	9	9	9	40000	7.0	1	
93...	166	42	42	42	39	37000	6.7	3	
94...	80	20	20	20	19	42000	7.1	1	
95...	81	20	20	20	19	37000	6.6	1	
96...	77	19	19	19	19	38000	6.7	
97...	52	11	11	11	11	39000	7.1	
98...	7	3	
99...	58	15	15	15	15	37000	7.1	
100...	52	15	15	15	15	34000	5.9	1	
101...	50	14	14	14	14	38000	6.4	
102...	47	11	11	11	11	39000	6.6	1	...	
103...	23	6	6	6	6	40000	6.3	
SKV-33...	*8138	2446	2440	2434	6	5	3	...	2	1	1683	21000	5.2	599	140	4.3	3	140
1...	...	1	3
2...	90	26	26	26	21	23000	5.1	5	100	4.4	...	1
3...	90	25	25	25	25	26000	5.3	1
4...	58	16	16	16	16	22000	5.3	1
5...	363	92	92	92	91	21000	5.5	1	1
6...	11	3
7...	3	2
8...	3	1
9...	8	3
10...	2	2
11...	4	4
16...	16	3
17...	2	1
26...	1	1
28...	5	1
29...	10	3
32...	8	5	5	5	3
33...	16	4
34...	8	3
35...	6	1
36...	33	9	9	9	9	25000	5.6
37...	3	2
38...	71	18	18	18	18	23000	5.1	1	2	...
39...	22	6	6	6	6	25000	5.0
40...	24	8	8	8	6	21000	5.0
42...	55	15	15	15	13	23000	5.6	2	1

City Block Characteristics

Table 2.—CHARACTERISTICS OF HOUSING UNITS, BY BLOCKS: 1960—Con.

["Total population" contains no persons in group quarters unless preceded by asterisk; one asterisk (*) denotes less than 10 percent; two asterisks (**), 10 percent or more]

Blocks within census tracts	Total population	All housing units by condition and plumbing									Occupied housing units							
		Total	Sound			Deteriorating			Dilapidated	Owner occupied			Renter occupied			Occupied by non-white	100 or more persons per block	
			Total	With all plumbing facilities	Lacking some or all facilities	Total	With all plumbing facilities	Lacking some or all facilities		Total	Average value (dollars)	Average number of rooms	Total	Average contract rent (dollars)	Average number of rooms			
43...	41	15	15	15	14	27000	5.6	1
44...	58	18	17	17	...	1	1	18	24000	5.8
45...	69	21	21	21	19	27000	5.6
48...	94	27	27	27	23	26000	5.4
49...	85	25	25	25	24	25000	5.0
50...	89	26	26	26	24	23000	5.0	1
51...	70	18	18	18	16	27000	6.3
52...	74	19	19	19	19	25000	5.6
53...	52	13	13	12	1	12	25000	5.8	1
54...	103	22	22	22	22	23000	5.9
55...	10	2
56...	93	19	19	19	18	25000	5.7	1
57...	111	32	32	32	32	27000	5.6
58...	64	19	19	19	19	20000	4.8
59...	84	20	20	20	20	22000	5.6
60...	78	19	19	19	19	23000	5.7
61...	40	9	9	9	9	22000	5.4
64...	70	25	25	25	19	26000	5.4
65...	2	1
66...	66	16	16	16	14	24000	5.3	2
68...	58	14	14	14	13	21000	5.2	2	...
70...	54	11	11	11	11	22000	5.7
71...	77	17	17	17	17	25000	5.9
72...	23	7	7	7	7	22000	5.7
73...	33	9	9	9	9	29000	6.4
74...	106	26	26	26	26	25000	5.7
75...	39	12	12	12	12	24000	5.4
76...	110	27	27	27	27	23000	5.4
77...	109	27	27	27	27	24000	5.9
78...	28	8	8	8	7	21000	5.1
79...	24	6	6	6	6	23000	5.7
80...	*535	160	160	160	52	23000	5.6	103	144	4.5
81...	50	71	71	71	23	152	3.3
82...	54	21	21	21	2	19	99	4.2
83...	211	63	63	63	34	15000	4.8	29	123	4.4
85...	196	51	51	48	3	22	19000	5.3	28	132	4.4
86...	281	80	80	80	51	17500	4.8	28	159	4.5
87...	289	82	82	82	51	16000	4.8	28	137	4.4
88...	261	76	76	76	43	13500	4.4	32	159	4.4
89...	191	64	64	64	31	15000	4.3	30	139	3.9
91...	42	11	11	11	11	23000	5.3
92...	321	95	95	94	1	90	26000	5.8	2
93...	62	14	14	14	14	26000	6.0
94...	**44	7	7	7	7	23000	6.1
95...	53	13	13	13	13	22000	5.0
96...	67	17	17	17	15	24000	5.3	2
97...	80	27	27	27	27	23000	5.5
98...	73	20	20	20	19	27000	5.4
99...	81	26	26	26	26	24000	5.1
100...	77	23	23	23	21	28000	5.5	2
101...	104	30	30	30	27	23000	5.4	2
102...	265	118	118	118	55	17000	4.8	18	131	4.5
103...	306	96	96	96	61	13500	4.4	29	132	4.1
104...	266	82	82	82	47	14000	4.6	27	146	4.5
105...	257	84	84	84	50	14500	4.5	34	131	3.9
106...	286	86	86	86	42	15500	4.5	40	137	4.7
107...	46	19	19	19	2	15	151	4.3
108...	2	2
109...	108	32	32	32	25	20000	4.5	5	136	4.6
110...	139	42	42	42	25	13000	4.4	16	143	4.8
111...	141	49	49	49	10	13000	4.2	37	152	3.8
112...	143	41	41	41	14	13000	4.3	27	136	4.1
114...	4
115...	37	11	11	11	11	24000	4.9
116...	68	21	21	20	1	20	26000	5.5
117...	19	8	8	8	8	23000	4.6
118...	16	5	5	5	5	27000	5.2
119...	37	13	13	13	13	30000	5.8
SKV-34...	*10855	3330	3303	3285	18	26	23	3	...	1	2338	27000	5.5	896	132	4.4	10	128
1...	326	132	132	132	12	21000	5.3	111	153	4.0
2...	409	112	111	111	...	1	1	106	19000	4.7	5	107	4.4
3...	50	17	17	17	17	150	4.7
4...	267	70	69	68	1	1	1	65	23000	5.3	4
5...	5	3
7...	28	8	8	8	6	30000	6.0	2
9...	2
10...	5
11...	68	20	20	20	20	28000	5.7
12...	29	8	8	8	8	31000	5.9
13...	58	16	16	16	15	29000	5.7	1
14...	36	10	10	10	8	34000	5.4	2
16...	83	27	27	27	18	26000	4.5	8	167	4.8
17...	48	17	17	17	13	26000	4.9	4
18...	66	18	18	18	17	29000	5.9	1
19...	27	8	8	8	7	27000	5.1	1
20...	25	8	8	8	8	28000	5.6

Table 2.—CHARACTERISTICS OF HOUSING UNITS, BY BLOCKS: 1960—Con.

["Total population" contains no persons in group quarters unless preceded by asterisk; one asterisk (*) denotes less than 10 percent; two asterisks (**), 10 percent or more]

Blocks within census tracts	Total population	All housing units by condition and plumbing								Occupied housing units								
		Total	Sound			Deteriorating			Dilapidated	Owner occupied			Renter occupied			Occupied by non-white	1.01 or more persons per room	
			Total	With all plumbing facilities	Lacking some or all facilities	Total	With all plumbing facilities	Lacking some or all facilities		Total	Average value (dollars)	Average number of rooms	Total	Average contract rent (dollars)	Average number of rooms			
								With flush toilet										No flush toilet
21...	80	23	23	23	22	26000	5.9	
22...	38	14	14	14	14	26000	5.3	
23...	144	37	36	36	...	1	1	33	22000	5.4	4	5	
24...	121	36	36	36	35	27000	5.5	1	1	
25...	35	13	13	13	13	24000	5.5	
26...	81	22	22	22	22	27000	5.9	
27...	73	24	24	24	22	25000	5.1	1	...	
28...	198	78	78	78	19	...	4.5	49	175	4.0	...	2	
29...	269	110	110	110	22	...	6.0	70	148	4.2	...	1	
30...	96	28	27	27	...	1	1	26	28000	5.9	2	
31...	54	16	16	16	16	31000	6.3	
32...	114	26	26	26	26	28000	6.6	
33...	86	22	22	22	21	30000	6.2	
34...	120	45	45	45	21	32000	5.8	21	128	4.5	...	1	
35...	349	112	112	112	33	40000	5.4	74	132	4.9	...	3	
36...	88	25	25	25	23	29000	6.0	
37...	62	17	17	17	17	27000	6.1	1	
38...	45	14	14	14	13	28000	5.2	
39...	51	14	14	14	13	27000	5.7	1	
40...	16	5	5	5	3	2	
41...	78	23	21	21	...	2	1	1	...	22	23000	5.3	1	1	
42...	24	7	7	7	7	32000	6.0	
44...	37	11	11	11	11	24000	5.6	
45...	115	30	30	30	30	25000	5.7	1	...	
46...	61	13	13	13	6	30000	5.7	7	128	6.0	...	2	
47...	42	12	7	7	...	5	5	5	18000	5.8	6	81	4.8	...	1	
48...	**28	4	
49...	36	10	10	10	9	25000	5.7	1	1	
51...	43	15	15	15	14	30000	5.6	1	
52...	47	15	15	15	15	30000	5.2	1	
53...	81	20	20	20	20	34000	5.9	1	
54...	64	18	18	18	18	33000	5.7	
55...	72	17	17	17	16	39000	6.3	1	
56...	128	37	37	37	32	31000	6.0	5	104	3.2	...	1	
57...	2	1	
58...	37	11	11	11	10	22000	6.1	1	
59...	*83	22	22	22	21	24000	5.5	1	2	2	
60...	40	12	12	12	7	28000	6.1	5	106	5.0	
61...	60	19	18	18	...	1	1	9	22000	6.3	9	102	4.8	...	1	
62...	66	20	20	20	15	26000	6.5	5	84	4.0	...	2	
63...	221	56	56	56	45	22000	6.3	11	113	5.5	...	4	
65...	70	20	20	20	20	31000	6.5	
66...	62	19	19	19	19	34000	6.2	
67...	68	20	20	20	20	28000	5.8	1	
68...	142	57	57	55	2	18	25000	5.8	38	148	4.3	...	1	
69...	92	27	27	27	19	23000	5.4	8	113	5.5	...	2	
70...	33	17	17	17	4	13	74	3.5	
71...	86	37	33	30	3	4	4	12	31000	5.5	24	65	3.5	2	2	
72...	**81	27	27	27	17	18000	4.9	9	75	4.2	...	1	
73...	8	1	
75...	49	13	13	13	12	...	4.2	1	1	
76...	100	31	31	31	24	...	4.5	6	151	3.8	...	1	
77...	256	88	88	88	27	...	4.7	59	130	4.3	...	3	
78...	116	36	36	36	21	...	4.7	13	137	4.5	...	2	
79...	74	23	23	23	8	...	4.4	15	137	4.8	...	2	
80...	177	54	54	54	35	...	4.3	18	143	4.1	...	4	
81...	57	17	17	17	12	20000	5.3	5	87	4.8	...	2	
82...	119	36	36	35	1	23	19500	5.6	13	88	5.4	1	3	
83...	67	24	24	22	2	21	35000	7.0	3	
84...	76	19	19	19	19	32000	7.2	
85...	120	39	37	35	2	2	2	20	20000	6.0	18	66	4.5	...	2	
86...	87	29	29	29	17	23000	5.7	12	127	3.9	...	2	
87...	240	76	76	76	36	...	4.4	40	125	4.3	...	6	
88...	147	45	45	45	13	...	5.0	30	136	4.5	...	3	
89...	360	102	101	100	1	33	...	4.8	67	142	4.3	...	13	
90...	220	78	78	78	31	...	4.5	45	124	4.2	...	5	
91...	14	5	5	5	5	27000	5.8	
92...	34	11	10	10	...	1	1	11	30000	5.4	
93...	93	28	28	28	25	24000	5.8	3	2	
95...	69	19	19	18	1	17	26000	6.7	2	1	
96...	260	68	68	68	66	29000	5.8	2	
97...	46	11	11	11	11	27000	6.2	1	
98...	57	13	13	13	13	25000	5.3	2	
99...	78	20	20	20	20	22000	5.4	2	
100...	53	21	21	21	21	22000	5.0	
101...	42	17	16	15	1	1	1	14	22000	4.5	1	1	
102...	93	24	24	24	21	29000	6.0	3	1	
103...	83	24	24	24	23	27000	5.7	1	
104...	21	8	8	8	8	32000	5.3	
105...	76	21	21	21	21	31000	6.4	
106...	24	9	9	9	7	31000	6.1	
111...	4	1	
112...	74	24	24	24	23	27000	5.4	
113...	33	11	11	11	10	30000	5.9	
114...	87	22	22	22	19	29000	6.2	3	
115...	74	22	22	22	22	29000	5.5	
116...	62	24	24	24	21	25000	5.2	1	

City Block Characteristics

Table 2.—CHARACTERISTICS OF HOUSING UNITS, BY BLOCKS, 1960—Con.

["Total population" contains no persons in group quarters unless preceded by asterisk; one asterisk (*) denotes less than 10 percent; two asterisks (**), 10 percent or more]

Blocks within census tracts	Total population	All housing units by condition and plumbing									Occupied housing units							
		Total	Sound			Deteriorating			Dilapidated	Owner occupied			Renter occupied			101 or more persons per room		
			Total	With all plumbing facilities	Lacking some or all facilities	Total	With all plumbing facilities	Lacking some or all facilities		Total	Average value (dollars)	Average number of rooms	Total	Average contract rent (dollars)	Average number of rooms		Occupied by non-white	
								With flush toilet										No flush toilet
117...	87	22	22	22	21	27000	5.6	1
118...	53	18	17	17	...	1	1	17	23000	5.2	1
119...	52	20	19	19	...	1	1	20	24000	5.1
120...	169	51	51	51	49	23000	4.9	1
123...	63	18	18	18	17	27000	5.6	1
124...	77	26	26	25	1	25	30000	5.5
125...	52	15	15	15	15	29000	5.9
126...	46	12	12	12	12	28000	5.8
129...	50	13	13	13	12	32000	5.8
130...	64	20	20	20	19	30000	5.9	1
131...	78	22	22	22	22	32000	5.9
132...	75	20	20	19	1	18	30000	6.2	1
135...	58	19	19	19	17	27000	5.9
136...	83	24	24	24	24	28000	5.9
137...	85	25	24	24	...	1	1	24	26000	5.7
138...	58	18	18	18	17	27000	5.8
139...	70	19	19	19	19	28000	6.1
140...	76	22	22	22	22	29000	6.0
141...	80	27	25	25	...	2	2	26	26000	5.8
142...	3	1
143...	37	10	10	9	1	10	29000	5.7
144...	65	19	19	19	18	31000	5.6
145...	73	20	20	20	19	28000	6.0
SKV-35...	*6922	1818	1802	1794	8	15	14	1	...	1	1655	29000	6.1	124	149	5.4	2	...
2...	53	13	13	13	9	30000	5.4	4
3...	112	30	30	30	28	26000	5.9	2
4...	79	25	25	25	15	30000	6.0	10	166	5.7
5...	82	28	28	28	19	26000	5.7	8	112	4.8
6...	88	27	27	27	20	27000	6.0	5	125	6.0
7...	71	19	19	19	18	30000	6.2
8...	66	15	15	15	15	33000	7.1
9...	9	2
10...	54	12	12	12	12	31000	6.7
11...	65	16	16	16	16	26000	6.9
12...	56	16	16	16	16	28000	6.4
13...	100	24	24	24	23	30000	6.7	1
14...	85	23	23	23	23	30000	6.2
15...	75	19	19	19	18	29000	6.2
16...	64	16	16	16	15	28000	5.9	1
17...	66	17	17	17	16	25000	6.1
18...	41	10	10	10	10	28000	6.1
19...	68	19	19	19	16	28000	6.0	1
20...	44	14	14	14	13	32000	6.3	1
21...	*195	61	58	58	...	3	3	56	37000	6.5	3
22...	88	23	23	23	23	31000	6.2
23...	67	19	19	19	18	32000	6.3
24...	91	24	24	24	23	31000	6.2	1
25...	103	26	26	26	25	29000	6.0	1
26...	80	20	20	20	20	29000	6.1
27...	80	21	21	21	21	29000	5.8
28...	94	23	23	23	22	29000	6.1
29...	78	22	22	22	22	26000	5.4
30...	92	22	22	22	22	29000	6.1
31...	94	22	22	22	21	29000	6.5
32...	100	26	26	26	26	26000	6.6
33...	75	23	23	23	23	29000	5.9
34...	117	28	28	28	28	31000	6.8
35...	93	22	22	22	21	25000	6.0	1
36...	42	15	15	15	14	23000	5.3
37...	40	10	10	10	10	27000	6.5
38...	110	25	25	25	23	31000	6.4	2
39...	107	25	25	25	24	32000	6.8
40...	21	6	6	5	1	5	25000	6.4
41...	73	16	16	16	16	28000	6.3
42...	32	9	9	9	9	34000	5.9
43...	60	15	15	15	13	27000	6.2	1
44...	83	19	19	19	19	31000	6.4
45...	100	23	23	23	23	29000	6.3
46...	99	23	23	23	23	29000	6.5
47...	82	24	24	24	24	27000	6.1
48...	89	24	24	24	21	28000	6.0	1
49...	113	25	25	24	1	24	28000	6.1
50...	119	31	28	28	...	3	3	28	27000	6.1	3
51...	107	25	25	25	23	29000	6.1	2
52...	139	38	38	38	30	26000	5.9	8	192	5.8
53...	122	30	27	27	...	3	3	24	24000	5.8	5	142	6.0
54...	107	25	25	25	25	29000	6.2
55...	162	42	42	40	2	28	28000	5.8	14	133	5.5
56...	92	21	21	21	21	28000	6.0
57...	134	34	34	34	34	27000	6.0
58...	101	27	27	27	26	28000	6.2
59...	109	35	35	33	2	22	29000	5.6	7	164	5.0
60...	93	23	23	23	19	27000	5.8	4
61...	71	18	18	18	17	28000	6.1	1
62...	66	15	15	15	15	31000	6.3

Table 2.—CHARACTERISTICS OF HOUSING UNITS, BY BLOCKS: 1960—Con.

["Total population" contains no persons in group quarters unless preceded by asterisk; one asterisk (*) denotes less than 10 percent; two asterisks (**), 10 percent or more]

Blocks within census tracts	Total population	All housing units by condition and plumbing									Occupied housing units							
		Total	Sound			Deteriorating			Dilapidated	Owner occupied			Renter occupied			1.01 or more persons per room		
			Total	With all plumbing facilities	Lacking some or all facilities	Total	With all plumbing facilities	Lacking some or all facilities		Total	Average value (dollars)	Average number of rooms	Total	Average contract rent (dollars)	Average number of rooms		Occupied by non-white	
							With flush toilet	No flush toilet										
63...	107	26	26	26	21	29000	6.3	4	1	
64...	104	26	26	26	25	29000	6.0	1	
65...	66	18	18	18	16	29000	6.2	2	
66...	186	52	46	46	24	26000	5.6	28	127	5.4	...	2	
67...	89	20	20	20	18	29000	6.0	2	1	
68...	99	24	23	23	23	29000	6.1	1	
69...	36	11	11	10	1	1	10	22000	5.2	1	
70...	55	17	17	17	17	22000	5.1	1	
71...	55	15	15	15	15	27000	5.9	1	
72...	18	5	5	5	5	27000	6.2	
73...	35	9	9	9	9	30000	6.0	
74...	*92	24	24	24	23	28000	6.0	
75...	74	20	20	20	19	30000	6.4	
76...	143	39	39	39	38	26000	5.9	1	2	
77...	99	24	24	24	24	27000	6.3	2	
78...	71	18	18	18	18	29000	6.3	3	
79...	122	34	34	34	32	37000	6.5	1	
80...	124	44	44	44	42	29000	5.7	
81...	
82...	149	41	41	41	41	22000	5.1	
SKV-36...	6606	1885	1856	1854	2	26	26	3	1693	25000	5.7	104	134	4.5	2	52
2...	108	39	39	39	26	22000	6.0
3...	111	45	45	45	31	22000	5.8
4...	53	17	17	17	12	24000	5.6	2
5...	106	25	25	25	24	24000	5.8
6...	17	5	5	5	5	22000	5.6
8...	343	92	92	92	89	22000	5.4	2	7
9...	115	28	28	28	28	25000	5.6	2
10...	99	25	25	25	25	24000	6.0
11...	93	26	26	26	26	22000	5.0	1
12...	98	28	28	28	27	22000	5.3	1
13...	44	12	12	12	12	22000	5.0	1
16...	3	1	1	1
20...	86	21	20	20	21	25000	5.9	1
21...	13	4	4	4
28...	71	17	17	17	16	22000	5.9	1
29...	120	32	32	32	32	23000	5.7	3
30...	51	16	14	14	15	24000	5.5
31...	18	7	7	7	7	25000	5.7
32...	40	11	11	11	11	25000	5.5	1
33...	85	24	24	23	1	23	25000	5.5
34...	55	17	17	17	17	24000	5.8
35...	58	16	16	16	16	26000	5.9	1
36...	95	28	27	27	21	24000	5.3	7	124	5.1
37...	68	20	20	20	18	26000	6.1	2
38...	52	16	16	16	12	24000	5.7	3
39...	35	10	10	10	10	24000	5.3	1	...
40...	54	15	15	15	15	27000	5.6
41...	46	16	16	16	14	31000	6.3
42...	40	15	15	15	13	23000	5.2
43...	52	15	15	15	12	27000	5.3	2	1
45...	172	58	58	57	1	37	22000	5.6	14	124	2.6	2
46...	56	25	25	25	10	27000	5.6	14	153	3.4
47...	134	36	36	36	28	23000	5.6	8	143	5.0	2
48...	57	19	19	19	16	28000	5.6
49...	62	16	16	16	16	27000	5.8	2
50...	76	24	24	24	23	25000	5.3	1
51...	2	1	1	1
52...	46	15	15	15	15	26000	5.6
53...	52	16	16	16	15	27000	5.8	1
54...	80	21	21	21	21	27000	5.9
55...	93	27	27	27	20	28000	5.8	7	118	5.6
56...	91	25	25	25	24	29000	5.9
57...	80	21	21	21	21	27000	5.9	1
58...	70	21	20	20	21	29000	5.7
59...	84	34	32	32	20	28000	5.9	6	157	3.7
61...	59	15	14	14	15	27000	6.3
62...	95	31	31	31	28	22000	5.7
63...	107	29	29	29	27	22000	5.4	1	1
64...	202	60	60	60	36	23000	5.2	22	140	4.8	2
65...	107	25	25	25	23	25000	5.5	1	1
66...	77	21	20	20	21	28000	6.0	1
67...	21	7	7	7	5	22000	5.8
68...	57	15	14	14	15	28000	6.0
69...	79	23	21	21	22	29000	6.0	1
70...	101	26	26	26	25	25000	5.9	2
71...	54	15	15	15	15	26000	5.9	1
72...	55	20	20	20	18	29000	6.2
73...	92	23	23	23	21	25000	5.8	2
74...	77	18	18	18	18	27000	6.1
75...	63	18	18	18	18	26000	5.6
76...	70	19	18	18	15	27000	6.1	2	1
77...	73	21	20	20	21	25000	5.9
78...	95	24	24	24	24	25000	5.8	2
79...	93	25	24	24	23	26000	5.7	1	2
80...	42	17	17	17	12	25000	5.5

City Block Characteristics

Table 2.—CHARACTERISTICS OF HOUSING UNITS, BY BLOCKS: 1960—Con.

["Total population" contains no persons in group quarters unless preceded by asterisk: one asterisk (*) denotes less than 10 percent; two asterisks (**), 10 percent or more]

Blocks within census tracts	Total population	All housing units by condition and plumbing									Occupied housing units								
		Sound					Deteriorating				Dilapidated	Owner occupied			Renter occupied			Occupied by non-white	100 or more persons per room
		Total	Total	With all plumbing facilities	Lacking some or all facilities	Total	With all plumbing facilities	Lacking some or all facilities		Total		Average value (dollars)	Average number of rooms	Total	Average contract rent (dollars)	Average number of rooms			
								With flush toilet	No flush toilet										
81...	83	21	21	21	21	24000	5.7		
82...	1	1	1	1	1	27000	5.5	
83...	21	21	21	21	21	31000	6.1	
84...	22	22	22	22	22	25000	5.7	
85...	77	25	19	19	...	6	6	24	23000	5.7	
86...	76	26	24	24	...	2	2	23	28000	6.4	3	
87...	101	27	27	27	27	26000	5.5	
88...	84	25	25	25	25	27000	5.5	
89...	84	25	25	25	25	23000	5.4	1	
90...	90	27	26	26	...	1	1	26	29000	6.1	
91...	74	19	19	19	19	27000	5.9	
92...	91	24	24	24	...	3	3	24	27000	5.8	
93...	106	27	24	24	27	27000	5.8	
94...	93	23	23	23	22	23000	5.8	1	
95...	186	47	46	46	...	1	1	44	23000	5.8	
96...	4	1	1	1	
98...	4	1	1	1	
100...	295	69	69	69	69	23000	5.8	
SKV-37..	*9602	2899	2890	2883	7	9	9	2181	27000	5.6	609	137	4.4	2	100	
1...	56	14	14	14	14	26000	5.9	
2...	95	24	24	24	24	24000	5.5	
3...	90	25	25	25	25	26000	5.6	
4...	71	18	18	18	18	26000	6.0	
5...	55	16	16	16	16	24000	5.8	
6...	58	18	18	18	15	25000	5.5	2	
7...	69	17	17	17	17	25000	6.1	
8...	78	19	19	19	19	29000	6.3	
9...	64	16	16	16	13	29000	6.3	2	
10...	68	16	16	16	14	25000	6.1	2	
11...	65	17	17	17	16	30000	5.8	
12...	67	22	22	22	21	29000	6.0	
13...	73	21	21	21	21	32000	5.9	
14...	61	16	16	16	15	27000	6.5	1	
15...	70	19	19	19	18	30000	6.1	1	
16...	83	23	23	23	23	30000	6.3	
17...	127	50	50	50	19	19000	4.9	27	142	4.6	
18...	24	6	6	6	6	30000	6.7	
19...	125	41	41	41	26	22000	4.9	13	119	4.2	
20...	101	37	37	37	20	16000	4.6	16	150	4.1	
21...	120	33	33	33	25	20000	4.6	8	160	4.4	
22...	71	25	25	25	8	...	4.6	16	131	4.4	
23...	125	37	37	37	22	14000	4.8	13	146	4.7	
24...	221	84	84	84	45	...	4.4	26	180	4.6	
25...	242	75	75	75	31	...	4.7	41	133	4.6	
26...	226	62	62	62	26	31000	5.5	35	133	5.1	
27...	15	5	5	5	4	
28...	41	11	11	11	10	29000	5.9	
29...	36	10	10	10	10	32000	6.0	
30...	37	10	10	10	10	33000	5.7	
31...	56	15	15	15	13	37000	6.8	1	
32...	52	14	14	14	13	40000	6.6	
33...	93	22	22	22	22	31000	6.5	
34...	86	25	25	25	24	26000	5.6	1	
35...	79	22	22	22	21	29000	6.0	1	
36...	81	23	23	23	1	20	29000	6.2	2	
37...	76	20	20	20	20	28000	6.0	
38...	89	24	24	24	24	26000	5.6	
39...	76	20	20	20	20	24000	5.8	
40...	73	21	21	21	21	28000	5.8	
41...	80	21	21	21	21	26000	5.7	
42...	62	18	18	18	17	29000	6.2	
43...	65	18	18	18	17	29000	5.8	
44...	99	26	26	26	26	27000	5.9	
45...	45	12	12	12	12	27000	5.8	
46...	72	17	17	17	17	26000	6.0	
47...	49	13	13	13	13	28000	5.6	
48...	**68	15	15	15	15	27000	6.1	
49...	66	18	18	18	17	26000	5.5	
50...	69	22	22	22	20	25000	5.7	
51...	77	22	22	22	21	28000	5.5	
52...	12	4	4	4	
53...	94	22	22	22	22	28000	6.0	
54...	40	11	11	9	2	9	29000	6.6	
55...	2	1	1	1	
56...	101	29	29	29	29	27000	5.9	
57...	74	23	23	23	23	26000	6.0	
58...	64	19	19	19	19	28000	5.7	
59...	90	26	26	26	22	32000	5.6	2	
60...	105	28	28	28	27	30000	6.1	1	
61...	89	27	27	27	26	27000	6.0	1	
62...	212	58	58	58	31	27000	4.9	26	126	4.4	
63...	241	82	82	82	33	...	4.5	46	142	4.3	
64...	255	88	86	86	48	...	4.5	38	138	4.5	
65...	141	47	47	47	13	...	5.5	32	132	4.2	
66...	31	11	10	10	...	1	1	5	...	5.0	6	128	4.2	
67...	238	99	92	92	...	7	7	21	...	5.0	69	130	4.1	

Table 2.—CHARACTERISTICS OF HOUSING UNITS, BY BLOCKS: 1960—Con.

["Total population" contains no persons in group quarters unless preceded by asterisk: one asterisk (*) denotes less than 10 percent; two asterisks (**), 10 percent or more]

Blocks within census tracts	Total population	All housing units by condition and plumbing									Occupied housing units						
		Total	Sound			Deteriorating			Dilapidated	Owner occupied			Renter occupied			Occupied by non-white	1.01 or more persons per room
			Total	With all plumbing facilities	Lacking some or all facilities	Total	With all plumbing facilities	Lacking some or all facilities		Total	Average value (dollars)	Average number of rooms	Total	Average contract rent (dollars)	Average number of rooms		
68...	201	80	80	80	16	...	4.9	61	134	4.0
69...	180	59	59	59	31	...	4.5	26	152	4.5	...	4
70...	67	21	21	21	13	27000	5.5	8	173	5.4	...	1
71...	77	22	22	22	22	26000	5.3	1
72...	53	16	16	16	15	31000	6.2	1
73...	56	15	15	14	1	14	27000	6.1	1
74...	66	22	22	22	21	28000	5.8	1
75...	87	21	20	20	...	1	1	20	28000	6.0	1
76...	84	24	24	24	22	26000	5.5	2	1
77...	72	21	21	21	18	28000	6.3	2
78...	39	14	14	14	9	28000	5.8	1	1
79...	74	20	20	20	15	29000	6.0	5	108	3.0	...	1
80...	59	16	16	16	16	27000	5.9	2
81...	26	9	9	9	8	26000	5.8
82...	51	12	12	12	12	26000	6.2
83...	83	21	21	21	19	26000	5.5	2	1
84...	22	10	10	10	6	23000	5.5
85...	66	15	15	15	15	27000	6.0
86...	98	28	28	28	25	25000	5.8	1	2
87...	47	17	17	17	15	25000	5.5	1
88...	23	8	8	8	6	25000	5.8
89...	50	16	16	16	15	27000	5.8
90...	66	20	20	20	15	34000	5.8	5	200	5.4	...	1
91...	152	56	56	56	34	26000	5.1	19	129	5.2	...	1
92...	71	28	28	28	16	27000	5.2	12	120	4.1
93...	74	24	24	24	22	28000	5.7	2
94...	58	22	22	22	19	25000	5.6	2
95...	71	19	19	19	18	30000	5.9	1	2
96...	57	16	16	16	15	27000	5.8	1
97...	101	38	38	37	1	17	29000	6.4	16	122	4.0	...	1
98...	59	16	16	16	16	28000	5.8	1
99...	70	19	19	19	19	27000	5.9
100...	75	21	21	21	20	29000	6.1	1	1
102...	59	17	17	17	15	32000	5.7	1
103...	78	21	21	21	21	26000	6.1	1
104...	82	28	28	28	26	22000	5.8	2	1
105...	89	24	24	24	24	25000	5.8	3
106...	69	23	23	21	2	20	28000	5.8	1
107...	66	20	20	20	19	26000	6.0
108...	79	20	20	20	20	28000	6.1	1
109...	75	22	22	22	22	27000	5.8	1
110...	124	38	38	38	28	27000	5.7	10	104	4.0	...	1
111...	87	26	26	26	24	22000	5.8	1	2
112...	72	18	18	18	18	26000	6.0
113...	62	21	21	21	20	24000	5.6	1	1
116...	43	11	11	11	11	21000	5.3	1	...
117...	63	21	21	21	19	22000	5.5
118...	119	40	40	40	39	20000	5.2	2
119...	41	8	8	8	8	23000	6.1	2
120...	23	5	5	5	5	24000	5.6
SKV-38...	*2274	679	666	664	2	13	13	653	28000	5.9	13	122	5.4	...	12
5...	9	2
11...	4	2
13...	13	4
16...	8	5	4	4	...	1	1	3	2
18...	165	41	41	41	40	30000	7.1
19...	80	20	20	20	20	28000	6.8
20...	13	3
21...	64	20	20	20	20	23000	5.4
22...	102	28	28	28	27	27000	5.7	1	1
23...	59	14	14	14	12	25000	6.1	2	1
24...	131	36	36	35	1	36	28000	6.1	2
25...	84	25	25	25	24	27000	5.3	1
26...	31	11	11	11	11	23000	5.4
27...	40	13	13	13	13	24000	5.8
32...	6	2
33...	51	20	14	14	...	6	6	19	27000	4.4	1
34...	55	25	25	25	19	27000	5.4	1
35...	**20	1
37...	87	21	21	21	21	28000	6.1	1
38...	72	22	22	22	22	27000	5.9
39...	27	10	10	10	9	23000	5.4
40...	73	24	24	24	23	24000	5.7	1
41...	71	19	19	19	19	33000	6.2
42...	68	20	20	20	20	29000	5.4	1
43...	58	20	20	19	1	19	30000	5.8
44...	64	17	16	16	...	1	1	17	33000	6.2
45...	76	25	23	23	...	2	2	24	24000	6.1	1
46...	67	23	23	23	23	31000	6.1
47...	63	19	19	19	19	30000	5.8
48...	77	20	20	20	20	32000	5.9	1
50...	7	2
51...	18	5	4	4	...	1	1	5	...	6.0
52...	60	18	18	18	17	27000	6.1
53...	73	24	24	24	23	27000	5.8	1	1
54...	68	20	19	19	...	1	1	19	31000	6.5

U.S. CENSUS OF HOUSING: 1960

Series HC(3)-147

CITY BLOCKS

Springfield, Ill.

Prepared under the supervision of
WAYNE F. DAUGHERTY, Chief
Housing Division




U.S. DEPARTMENT OF COMMERCE

Luther H. Hodges, Secretary

BUREAU OF THE CENSUS

Richard M. Scammon, Director (From May 1, 1961)

Robert W. Burgess, Director (To March 3, 1961)





BUREAU OF THE CENSUS

RICHARD M. SCAMMON, *Director* (From May 4, 1961)

ROBERT W. BURGESS, *Director* (To March 3, 1961)

A. ROSS ECKLER, *Deputy Director*
HOWARD C. GRIEVES, *Assistant Director*
CONRAD TAEUBER, *Assistant Director*
MORRIS H. HANSEN, *Assistant Director for Statistical Standards*
CHARLES B. LAWRENCE, JR., *Assistant Director for Operations*
WALTER L. KEHRES, *Assistant Director for Administration*
CALVERT L. DEDRICK, *Chief, International Statistical Programs Office*
A. W. VON STRUVE, *Acting Public Information Officer*

Housing Division—

WAYNE F. DAUGHERTY, *Chief*
DANIEL B. RATHBUN, *Assistant Chief*
BRULAH WASHABAUGH, *Special Assistant*
MILTON D. LIEBERMAN, *Chief, Coordination and Research*

Decennial Operations Division—GLEN S. TAYLOR, *Chief*
Electronic Systems Division—ROBERT F. DRURY, *Chief*
Field Division—JEFFERSON D. MCPHIE, *Chief*
Geography Division—WILLIAM T. FAY, *Chief*
Population Division—HOWARD G. BRUNSMAN, *Chief*
Statistical Methods Division—JOSEPH STRINBERG, *Chief*

Library of Congress Card Number: A61-9347

SUGGESTED CITATION

U.S. Bureau of the Census. *U.S. Census of Housing: 1960. Vol. III, City Blocks.*
Series HC(3), No. 147.
U.S. Government Printing Office, Washington, D.C., 1961.

For sale by the Superintendent of Documents, U.S. Government Printing Office, Washington 25, D.C.
or any of the Field Offices of the Department of Commerce — Price 25 cents.

Table 1.—CHARACTERISTICS OF HOUSING UNITS, FOR THE CITY: 1960

Subject	Number	Percent	Subject	Number	Percent
All housing units.....	30,093	100.0	Occupied housing units—Con.		
CONDITION AND PLUMBING			COLOR		
Sound.....	24,491	81.4	White.....	27,058	94.1
With all plumbing facilities.....	22,912	76.1	Nonwhite.....	1,694	5.9
Lacking some or all facilities.....	1,579	5.2	PERSONS PER ROOM		
Deteriorating.....	4,567	15.2	1.00 or less.....	26,137	90.9
With all plumbing facilities.....	3,564	11.8	1.01 or more.....	2,615	9.1
Lacking some or all facilities.....	1,003	3.3	AVERAGE NUMBER OF ROOMS		
With flush toilet.....	860	2.9	Owner occupied.....	5.2	...
No flush toilet.....	143	0.5	Renter occupied.....	3.5	...
Dilapidated.....	1,035	3.4	VALUE AND RENT		
Occupied housing units.....	28,752	100.0	Average value.....dollars.....	12,600	...
TENURE			Average contract rent.....dollars.....	66	...
Owner occupied.....	16,797	58.4			
Renter occupied.....	11,955	41.6			

NOTE.—On the map for Springfield approximately 1,200 blocks are identified.

Table 2.—CHARACTERISTICS OF HOUSING UNITS, BY BLOCKS: 1960

[“Total population” contains no persons in group quarters unless preceded by asterisk; one asterisk (*) denotes less than 10 percent; two asterisks (**). 10 percent or more]

Blocks within block numbering areas	Total population	All housing units by condition and plumbing									Occupied housing units							
		Total	Sound			Deteriorating			Dilapidated	Owner occupied			Renter occupied			1.01 or more persons per room		
			Total	With all plumbing facilities	Lacking some or all facilities	Total	With all plumbing facilities	Lacking some or all facilities		Total	Average value (dollars)	Average number of rooms	Total	Average contract rent (dollars)	Average number of rooms		Occupied by non-white	
A.....	*21158	6827	5692	5500	192	1043	824	201	18	92	4760	10500	4.9	1871	61	3.8	47	715
1....	49	20	20	20	13	19000	5.2	1
2....	221	49	49	49	47	16000	4.8	13
3....	90	27	27	27	21	22000	5.4	5
4....	231	59	59	58	1	53	12500	4.5	6	76	3.7	...	13
5....	142	33	33	33	31	15000	5.1	2	7
6....	15
7....	194	60	59	59	...	1	1	55	13000	4.8	4	8
8....	59	21	19	19	...	2	2	14	12000	5.4	6	42	3.5	...	3
9....	66	25	24	20	4	1	1	20	9000	4.7	5	52	4.0	...	1
10....	58	15	13	13	...	2	2	7	13500	5.0	8	61	5.1	...	3
11....	144	49	40	37	3	3	4	2	1	2	25	9500	4.8	24	47	3.8	...	7
12....	62	20	16	14	2	3	3	1	15	10500	4.4	3	7
13....	72	25	19	19	...	5	5	1	14	11000	5.0	10	112	3.8	...	4
14....	43	14	9	7	...	7	5	2	8	7500	4.3	8	56	3.6	...	3
15....	28	9	9	9	9	14000	4.2	1
16....	56	21	21	20	1	16	12500	4.7	5	...	4.0	...	2
17....	64	22	22	22	21	14000	4.8	1	1
18....	82	26	24	24	...	2	2	22	15000	5.5	4	1
19....	85	24	24	24	24	19500	5.0	2
20....	60	22	22	21	1	20	16000	5.3	2
21....	8
22....	97	33	33	33	31	15000	5.1	2	2
23....	86	30	30	30	29	17500	4.7	2
24....	124	38	38	38	38	15500	4.8	3
25....	111	33	33	33	30	12500	4.8	3	2
26....	32	12	11	11	...	1	1	10	11000	4.8	1	1
27....	101	34	27	26	1	6	6	1	32	9500	5.1	2	3
28....	65	24	13	13	...	11	9	2	19	11500	4.8	5	44	3.8
29....	46	16	16	13	3	12	8000	5.0	4	2
30....	33	14	13	13	...	1	...	1	9	9500	6.3	5	...	3.0
31....	19	5	3	3	2	...	5	5000	3.6	2
32....	62	20	12	11	1	5	2	2	1	3	15	7500	4.2	4	6
33....	101	28	26	25	1	1	...	1	...	1	25	9000	5.0	2	4
34....	115	33	29	29	...	2	2	27	10000	5.1	4	4
35....	*211	48	48	48	44	15500	4.6	4	10
36....	188	53	53	53	51	12000	4.4	2	11
37....	151	60	60	60	47	9000	3.8	10	71	3.5	...	5
38....	188	56	56	56	43	9500	4.2	12	70	3.4	...	12
39....	211	53	53	53	49	13000	4.9	3	9
40....	92	15	10	10	5	6	1	3	2	1	15	6500	4.9	6	35	3.7	...	6
41....	41	11	9	9	...	1	...	1	...	1	8	7500	3.9	3	5
42....	11	9	9	9	...	2	2	4	7	47	5.4	...	3
43....	12
44....	13	9	9500	4.8	4
45....	61	21	20	20	...	1	1	15	8000	4.8	6	62	4.2	...	1
46....	69	24	24	24	17	9500	4.9	6	55	4.2	...	2
47....	57	18	18	18	16	15000	5.1	2	1
48....	81	21	21	21	21	16000	5.3	1
49....	39	12	12	12	11	18500	5.4	1
50....	44	18	18	18	16	18000	5.0	2
51....	125	42	38	38	...	4	4	36	12000	4.9	6	63	3.5	...	2

City Block Characteristics

Table 2.—CHARACTERISTICS OF HOUSING UNITS, BY BLOCKS: 1960—Con.

["Total population" contains no persons in group quarters unless preceded by asterisk (*) one asterisk (*) denotes less than 10 percent; two asterisks (**), 10 percent or more]

Blocks within block numbering areas	Total population	All housing units by condition and plumbing								Occupied housing units							
		Total	Sound			Deteriorating			Dilapidated	Owner occupied			Renter occupied			Occupied by non-white	Fitted with trash receptacles
			Total	With all plumbing facilities	Lacking some or all facilities	Total	With all plumbing facilities	Lacking some or all facilities		Total	Average value (dollars)	Average number of rooms	Total	Average contract (dollars)	Average number of rooms		
53...	118	37	37	36	1	29	12000	4.7	8	51	3.6
54...	55	15	14	14	1	11	12000	4.8	4
55...	39	14	14	14	10	11500	5.0	3
56...	45	16	15	15	1	14	9500	4.9	2
57...	52	16	16	16	11	10000	4.8	5	55	4.4
58...	27	9	9	9	7	10000	5.4	2
59...	41	16	16	16	9	11000	4.9	7	57	3.9
60...	12	4
61...	82	25	24	23	1	18	7500	4.9	7	51	4.7
63...	2	1
64...	87	24	24	24	22	13000	5.1	1
65...	104	25	25	25	25	14000	5.0
66...	8	2
67...	136	31	31	31	30	12500	5.6	1
68...	111	28	28	28	27	11500	5.7
69...	110	27	27	27	27	11500	5.5
70...	113	25	25	25	22	15000	4.9	3
71...	13	4
72...	37	14	13	12	1	11	8500	4.5	2
73...	56	18	17	15	2	1	9	7500	5.1	9	51	3.7
74...	11	3
75...	12	5	5	5	3	2
76...	32	10	10	10	4	6	75	5.0
77...	30	12	12	12	7	10000	4.6	5	53	4.2
78...	49	18	18	18	14	9000	5.3	4
79...	**186	34	33	33	...	1	1	18	11000	5.4	16	79	4.1
80...	130	51	51	51	39	14500	5.3	11	73	4.5
81...	24	14	14	13	1	9	13500	7.3	4
82...	70	25	25	25	16	14500	5.7	8	72	4.4
83...	**55	1
85...	*114	32	30	30	...	2	2	22	12000	5.2	9	62	3.8
86...	48	19	19	19	16	11500	5.4	3
87...	13	6	6	6	5	13000	5.6	1
90...	19	4
91...	5	3
92...	21	6	5	4	1	1	6	7000	4.5
94...	5	1
95...	17	5	4	4	...	1	1	3	2
96...	10	5	5	5	3	1
97...	81	31	31	30	1	21	8500	4.1	8	64	3.5
98...	62	20	20	20	18	8000	4.1	2
99...	25	9	8	8	...	1	1	9	9000	4.3
100...	43	12	12	12	12	8500	4.9
101...	98	28	26	26	...	2	2	25	9500	4.9	3
102...	31	12	12	12	10	9000	4.4	2
103...	36	12	8	8	...	4	4	8	7000	4.4	2
104...	46	15	15	12	3	10	9000	5.3	5	...	2.8
106...	39	13	13	13	12	9500	5.6	1
107...	40	14	14	14	11	8500	5.5	3
108...	61	19	19	19	14	10000	5.1	5	...	4.8
110...	27	13	13	13	8	11500	5.6	5	64	4.6
111...	26	8	8	8	6	9000	4.8	2
112...	153	44	43	43	...	1	1	34	13000	5.2	9	68	4.1
113...	115	37	37	33	4	22	12500	5.2	14	71	3.4
114...	107	37	37	37	24	12000	5.7	13	68	4.4
115...	**90	27	27	27	20	11000	5.1	7	51	3.6
116...	64	24	19	18	1	4	4	19	6500	4.5	5	53	3.2
117...	75	27	20	20	...	5	5	...	2	20	11500	4.5	6	65	3.5
118...	51	17	16	16	...	1	1	13	10000	4.8	4
119...	47	16	10	10	...	6	4	2	...	12	6500	4.1	3
120...	47	18	12	12	...	4	3	1	2	12	7000	4.4	5	42	2.4
121...	34	10	8	7	1	2	2	9	10000	5.1	1
123...	28	8	8	8	8	10500	4.9
124...	54	15	15	15	14	11500	5.1	1
125...	21	21	21	21	20	11500	5.0	1
126...	73	19	17	17	...	2	2	16	10500	4.9	3
127...	96	25	25	25	22	8500	4.2	3
128...	98	29	29	29	25	8500	4.0	2
129...	143	46	45	45	...	1	...	1	...	42	8500	4.1	2
131...	185	55	55	55	48	13500	5.0	6	103	5.2
132...	180	50	50	50	47	26000	6.0	1
134...	73	17	17	17	15	12500	4.9	2
135...	98	28	28	28	26	13000	5.0	1
136...	93	23	23	23	23	12500	5.1
137...	44	11	11	11	9	12500	4.7	2
138...	107	37	31	30	1	3	2	1	3	27	7000	4.7	10	61	4.7
139...	141	57	47	45	2	8	5	3	2	41	8500	4.6	13	50	3.8
140...	35	10	9	9	...	1	1	9	9000	4.3	1
141...	22	8	7	7	...	1	1	5	8000	5.4	2
142...	77	23	14	12	2	9	7	2	...	14	8000	5.5	7	53	3.6
143...	15	5	3	3	...	2	2	5	9500	7.4
144...	30	11	11	9	2	5	...	4.4	6	58	3.2	1	...
145...	56	21	21	21	15	9500	5.5	6	63	3.7
146...	72	23	23	22	1	20	10500	4.9	3
147...	60	25	22	21	1	1	1	...	2	19	12000	4.9	5	54	3.4
148...	60	28	25	22	3	2	2	...	1	14	10500	5.3	10	58	3.1
149...	73	29	21	21	...	8	5	3	...	19	11500	5.1	10	59	3.9

Table 2.—CHARACTERISTICS OF HOUSING UNITS, BY BLOCKS, 1960—Con.

["Total population" contains no persons in group quarters unless preceded by asterisk; one asterisk (*) denotes less than 10 percent; two asterisks (**), 10 percent or more]

Blocks within block numbering areas	Total population	All housing units by condition and plumbing									Occupied housing units							
		Total	Sound			Deteriorating				Dilapidated	Owner occupied			Renter occupied			Occupied by non-white	1.01 or more persons per room
			Total	With all plumbing facilities	Lacking some or all facilities	Total	With all plumbing facilities	Lacking some or all facilities	With flush toilet		No flush toilet	Total	Average value (dollars)	Average number of rooms	Total	Average contract rent (dollars)		
150...	127	34	22	22	...	11	11	1	25	9500	5.3	9	64	5.2	...	5
151...	135	45	25	25	...	19	17	1	30	9500	5.4	14	65	4.6	...	6
152...	**199	57	36	36	...	21	13	23	11000	5.4	34	65	3.4	1	6
153...	48	23	18	16	2	5	...	5	10	16000	5.1	9	42	3.1	...	1
154...	68	43	33	25	8	10	3	7	7	10500	5.7	33	57	2.7	...	1
155...	105	49	24	21	3	16	15	1	...	1	26	9500	5.2	10	57	3.0	...	5
156...	99	39	12	11	1	27	22	5	16	7500	5.3	21	50	3.9	...	1
157...	185	87	86	81	5	1	1	20	11500	4.5	65	63	2.7	...	7
159...	67	18	18	18	10	12000	6.6	8	71	3.9	...	2
160...	60	22	22	21	1	14	11000	5.6	8	78	4.3	...	2
161...	45	18	18	18	14	10500	5.7	4
162...	41	13	13	13	13	9000	4.9
164...	57	19	15	15	...	4	4	12	9500	4.8	5	32	4.2	...	1
165...	63	20	15	15	...	5	5	17	8500	4.6	3	2
166...	38	15	13	12	1	2	2	11	6500	3.6	4	...	1	...	2
167...	13	4
168...	31	10	6	6	...	4	3	1	8	6000	4.5	2	...	1	...	1
169...	63	16	11	11	...	5	4	...	1	...	12	8500	5.3	4	1
170...	67	22	21	21	...	1	1	18	10500	4.6	4	3
171...	34	10	10	10	10	10500	4.2
172...	34	10	6	6	...	4	3	1	10	7500	5.6	2
173...	9	2
174...	28	8	7	7	...	1	1	7	8500	3.9	1	2
175...	12	4
176...	110	31	30	30	...	1	1	26	9500	4.5	4	4
177...	38	11	11	11	9	7500	4.6	2	1
178...	14	3
179...	29	11	8	8	...	3	2	...	1	...	10	9000	4.2	1	1
180...	61	22	19	19	...	3	2	...	1	...	17	6500	4.1	4	3
181...	42	12	12	12	10	8500	4.6	2	2
182...	49	18	13	13	...	5	3	...	2	...	17	7000	4.5	1	2
183...	22	5	1	1	...	4	4	5	5500	4.6	2
184...	85	27	24	24	...	3	2	1	25	8000	4.1	2	3
185...	14	5	2	2	...	3	2	5	5500	5.2
186...	26	11	6	6	...	5	5	6	9000	4.8	5	56	4.6
187...	54	22	22	22	14	7500	5.6	8	45	3.9	...	1
188...	89	32	31	27	4	1	...	1	23	8500	5.3	9	54	3.1	...	4
189...	71	28	27	27	...	1	1	23	8500	5.0	4	1
190...	63	21	21	20	1	16	9000	5.3	4	2
191...	100	33	30	30	...	3	3	23	8500	5.4	10	46	3.6
192...	58	20	18	14	4	2	1	1	7	6500	5.0	9	46	2.9	...	5
193...	41	11	11	11	11	9000	5.2	2
194...	74	25	23	20	3	1	1	18	8000	5.6	6	48	4.3	...	3
195...	34	20	17	13	4	3	2	1	11	...	4.1	8	57	3.4	1	1
196...	48	19	19	19	12	9000	5.2	7	66	3.9	...	2
197...	79	30	29	28	1	1	1	15	9500	5.1	15	60	3.4	...	1
198...	104	44	41	40	1	2	2	...	1	...	22	10000	5.2	14	56	4.3	...	1
199...	127	42	31	23	8	11	9	2	23	8000	5.3	18	52	3.8	...	5
200...	87	32	22	22	...	9	7	2	...	1	23	7500	5.0	9	55	4.1	...	2
201...	43	17	16	16	...	1	1	12	7000	4.9	5	...	3.8
202...	53	22	15	13	2	4	4	3	7	...	5.6	13	52	4.0	...	2
203...	148	61	47	38	9	14	6	26	8500	4.9	32	67	3.7	...	1
204...	149	64	48	44	4	16	14	2	30	8000	5.5	31	60	3.3	...	7
205...	**175	60	59	57	2	1	1	41	10500	5.3	17	59	3.4	...	2
206...	73	70	67	65	2	3	2	...	1	...	45	11000	5.4	19	69	3.8	...	2
207...	172	25	23	23	...	1	1	1	20	11000	5.2	3	3
208...	100	31	28	23	...	2	2	1	23	10000	4.8	8	63	4.1	...	2
209...	105	33	30	29	1	3	2	1	18	9500	5.2	14	66	4.0	...	6
210...	152	52	41	41	...	10	10	1	30	10500	5.3	19	63	4.5	...	4
211...	82	33	4	4	...	29	27	2	26	9500	5.6	7	65	4.0
212...	103	36	14	14	...	22	22	25	9500	5.4	9	72	3.9	...	1
213...	95	29	19	19	...	10	10	25	8500	5.6	4	2
214...	2	1
215...	50	20	13	13	...	6	3	2	1	...	18	6500	4.4	1	1
216...	73	30	27	26	1	2	2	24	6500	4.9	5	48	2.8
217...	32	11	9	8	1	2	2	7	11000	5.1	3	2
218...	76	23	6	6	...	7	5	...	2	...	17	4500	3.8	6	...	3.2	3	9
219...	78	25	15	14	1	2	2	20	6500	3.9	5	...	3.6	1	6
220...	21	9	8	8	8	9000	4.9	1
221...	**11	3
222...	63	23	8	8	...	15	15	18	9500	4.9	4	2	1
223...	83	33	6	6	...	27	23	4	22	8000	4.7	10	65	3.5
224...	87	29	11	11	...	18	18	18	10500	4.9	11	70	3.5	...	2
225...	94	33	28	25	3	3	3	23	9000	4.6	10	63	4.2	...	1
226...	152	63	60	60	...	3	3	48	8500	4.5	14	63	3.4	...	2
227...	150	50	47	46	1	1	1	36	9500	5.1	12	87	4.9	2	5
228...	150	56	42	41	1	14	12	2	28	9500	5.2	26	64	3.7	...	5
229...	39	15	14	14	...	1	1	7	...	5.0	8	62	3.3	...	1
230...	**176	56	29	29	...	23	11	12	...	4	21	13000	5.9	35	59	3.6	...	5
231...	112	48	42	40	2	6	3	3	19	11500	5.7	27	65	3.8	...	3
232...	47	16	6	6	...	10	2	8	4	12	70	4.0	...	2
233...	19	7	7	7	5	14500	6.4	2
234...	70	31	31	20	11	15	8500	5.4	15	51	2.9
235...	74	25	25	23	2	13	8500	6.2	12	66	4.8	...	1
237...	12	5	5	5	4
238...	46	18	18	18	12	8500	5.0	4	1
239...	99	29	28	26	2	1	...	1	19	8000	4.9	10	55	4.9	...	3

Table 2.—CHARACTERISTICS OF HOUSING UNITS, BY BLOCKS, 1960—Con.

["Total population" contains no persons in group quarters unless preceded by asterisk; one asterisk (*) denotes less than 10 percent; two asterisks (**), 10 percent or more]

Blocks within block numbering areas	Total population	All housing units by condition and plumbing									Occupied housing units							
		Total	Sound			Deteriorating			Dilapidated	Owner occupied			Renter occupied			Occupied by non-white	1.01 or more persons per room	
			Total	With all plumbing facilities	Lacking some or all facilities	Total	With all plumbing facilities	Lacking some or all facilities		Total	Average value (dollars)	Average number of rooms	Total	Average contract rent (dollars)	Average number of rooms			
								With flush toilet										No flush toilet
38...	1	1	
39...	17	4	
40...	20	9	
41...	42	18	16	16	
42...	158	59	54	50	4	2	2	1	...	10	6500	4.9	6	55	3.3	
43...	58	22	20	19	1	2	1	1	...	15	8500	5.1	6	56	3.3	
44...	47	16	14	12	2	2	1	1	...	9	10000	5.3	6	53	4.0	
45...	44	20	16	14	2	1	1	3	4	...	16	61	3.1	
46...	53	18	17	17	...	1	1	8	11000	5.1	9	66	4.6	
47...	39	15	11	11	...	4	3	1	...	10	7500	4.9	5	52	3.2	
48...	8	4	
49...	**197	85	71	39	32	9	2	7	...	5	8000	4.9	74	53	2.7	
50...	**210	103	99	62	37	4	...	4	...	9	14000	5.4	91	54	3.0	
51...	84	31	24	23	1	7	7	6	...	5.0	23	75	3.5	
52...	**102	34	25	14	11	9	4	5	...	11	9500	5.7	22	48	2.5	
53...	68	23	13	13	...	2	...	2	...	8	7	9500	5.0	14	45	3.9
54...	58	19	11	11	...	7	7	1	7	9500	6.3	12	48	3.8
55...	9	2	
56...	59	25	2	2	...	11	11	12	1	...	21	40	3.3	
57...	54	14	14	14	12	8500	5.2	2	6	4	
58...	75	20	16	15	1	...	4	14	7000	4.9	6	53	4.3	6	3
59...	69	20	4	4	...	7	6	1	...	9	11	7500	5.3	7	50	4.3	1	4
60...	76	30	11	11	...	4	4	15	24	5500	4.4	5	62	4.4	12	3
61...	47	15	1	1	...	10	10	4	8	7500	5.5	6	57	4.7	2	2
62...	70	28	1	1	...	7	7	20	12	5500	5.1	15	35	2.7	7	4
63...	260	119	98	95	3	18	16	2	...	3	103	7500	3.2	15	56	3.1	...	14
64...	58	27	2	2	...	9	8	1	...	16	11	6000	4.0	14	44	3.4	3	2
65...	28	7	2	1	1	...	5	7	4500	4.6	2	1
66...	20	11	1	1	10	2	...	5	47	4.2	6	...	1
67...	54	18	8	8	...	4	4	6	15	6500	4.7	3	11	1
68...	531	165	152	152	...	1	...	1	...	12	12	5000	4.5	148	41	3.8	59	40
69...	*1199	349	345	345	...	2	2	2	15	8000	4.1	327	43	4.0	106	84
70...	284	92	2	2	...	90	90	4	...	85	39	3.9	21	19	
71...	50	13	4	4	9	13	36	3.5	...	3	
72...	29	9	2	2	7	1	...	8	32	3.0	5	3	
73...	30	6	5	5	1	3	3	3	6	39	4.5	...	1	
74...	**336	12
75...	16	5	5	5	3	12	51	2.6
76...	**24	5	5	5	2	3
77...	76	33	26	7	19	7	3	4	31	58	2.4
78...	40	16	7	7	...	8	...	8	...	1	7	...	5.1	9	44	1.9	...	5
79...	38	12	12	10	2	4	...	8	56	3.5
80...	82	33	28	19	9	4	3	1	...	1	17	8500	4.9	14	43	2.4	...	3
81...	31	11	6	6	...	2	2	3	6	...	11	60	3.5
82...	47	18	17	16	1	6	...	10	62	3.9
83...	147	46	38	37	1	7	6	1	...	1	29	7000	5.3	14	60	3.6	...	8
84...	43	16	14	14	...	2	2	6	7500	4.6	10	58	3.0	...	1
85...	256	94	61	51	10	31	29	2	...	2	30	9500	5.6	55	59	3.3	1	13
86...	69	33	31	31	...	2	2	10	19500	6.2	18	71	3.8	...	3
87...	73	28	28	28	9	...	4.3	17	73	3.9	...	1
88...	83	31	10	10	...	20	20	1	15	10000	5.8	16	69	4.3	1	3
89...	171	61	54	54	...	7	5	2	30	10000	5.6	28	66	4.3	...	6
90...	196	73	70	68	2	3	2	1	41	11500	5.2	28	61	3.4	...	4
91...	**190	43	43	43	35	13500	5.1	8	74	4.0	...	5
92...	175	62	62	62	54	13000	4.7	7	78	4.3	...	1
93...	61	16	12	12	...	2	2	2	7	9000	5.9	8	55	4.1	...	4
94...	135	50	48	48	2	35	12500	5.1	14	50	3.8	3	3
95...	**22
96...	44	14	13	13	1	13	15000	5.8	1
97...	2	2
98...	73	24	23	23	...	1	1	16	9500	4.1	8	69	3.8	...	5
99...	64	28	28	28	15	17500	4.9	9	65	3.7
100...	91	32	24	24	...	8	7	1	14	10500	5.4	16	71	4.5	...	2
101...	80	38	23	23	...	15	12	3	21	9500	4.8	16	56	3.5	...	2
102...	80	50	48	48	...	2	2	16	15500	6.3	31	66	3.2	...	1
103...	63	26	21	21	...	5	3	2	13	11500	5.6	12	55	3.2	...	1
104...	138	63	52	47	5	9	6	3	...	2	23	7500	5.1	32	73	3.9	...	3
105...	79	45	35	24	11	9	7	2	...	1	11	...	4.8	28	58	3.0	...	2
106...	28	11	6	4	2	5	5	4	7	56	3.6	...	2
107...	14	6	2	...	2	4	4	1	5	45	2.8
108...	142	61	44	41	3	14	13	1	...	3	17	6500	4.6	39	58	3.5	...	5
109...	**73	25	7	7	...	14	10	4	...	4	3	21	52	3.1	...	6
110...	5	2
111...	30	31	5	...	5	26	...	26	21	37	1.5	...	3
112...	**47	30	26	21	5	4	...	4	1	29	70	2.9
113...	27	21	21	15	6	21	50	2.0
114...	*65	56	40	21	19	16	1	15	1	52	48	1.8	...	2
115...	**62	46	43	10	33	3	1	2	42	50	2.0	...	2
116...	26	26	4	3	1	22	...	22	21	40	1.5	...	1
117...	*67	44	44	20	24	40	56	2.2	1	5
118...	10	10	10	6	...	1.8	...	2
119...	**118	58	58	19	39	3	54	42	1.7	1	...
120...	**174	91	26	...	26	64	5	59	...	1	90	45	1.4	13	6
121...	46	45	1	1	44	1	29	44	1.5	10	3
122...	14	8	5	3	2	1	1	2	3	4	6	...
123...	49	26	1	1	...	17	...	17	...	8	26	...	2.7	23	3
124...	37	14	4	4	...	10	3	7	...	4	10	45	3.3	11	2

City Block Characteristics

Table 2.—CHARACTERISTICS OF HOUSING UNITS, BY BLOCKS: 1960—Con.

["Total population" contains no persons in group quarters unless preceded by asterisk: one asterisk (*) denotes less than 10 percent; two asterisks (**), 10 percent or more]

Blocks within block numbering areas	Total population	All housing units by condition and plumbing										Occupied housing units					Occu- pied by non-white	Per cent of population per room
		Sound					Deteriorating					Owner occupied			Renter occupied			
		Total	Total	With all plumbing facilities	Lack- ing some or all facilities	Total	With all plumbing facilities	Lack- ing some or all facilities	With flush toilet	No flush toilet	Dilap- idated	Total	Average value (dollars)	Average number of rooms	Total	Average contract rent (dollars)		
138...	62	23	12	8	4	9	3	5	1	...	6	6500	5.7	14	65	4.0	18	
139...	86	21	10	6	4	12	2	9	1	...	4	16	51	3.2	17	
141...	139	
142...	**72	
143...	64	20	5	5	...	5	5	10	8	...	5.3	10	53	3.6	15	
145...	33	12	5	5	...	6	5	1	...	1	5	6000	4.0	12	52	4.1	8	
143...	*107	30	12	12	...	8	4	4	...	10	17	6500	5.5	7	50	3.4	20	
144...	53	14	5	5	...	3	3	6	10	6500	5.3	3	4	
145...	9	8	1	6	9500	5.2	3	
146...	25	9	...	7	1	7	6	8000	4.8	2	
147...	28	9	2	2	6	
149...	207	55	54	54	...	1	1	51	11000	4.3	4	
150...	22	6	6	6	6	7500	4.7	
151...	10	5	5	5	3	1	
152...	21	6	5	5	...	1	1	6	
153...	13	3	
154...	41	34	34	34	...	6	6	1	35	9000	4.4	6	68	3.5	...	
155...	56	18	9	9	...	8	8	1	7	7500	5.3	9	48	4.1	...	
156...	19	5	1	1	4	2	3	
158...	28	7	6	5	1	...	1	2	5	45	4.0	3	
159...	*64	23	10	8	2	...	13	8	5000	5.9	13	43	4.2	12	
160...	76	17	8	8	9	13	7500	5.8	3	13	
161...	85	18	1	1	...	4	3	1	...	13	9	5500	5.7	8	46	4.8	11	
162...	71	27	13	10	3	...	14	9	...	4.6	17	50	3.8	17	
163...	*112	33	16	14	2	11	3	8	...	6	10	6500	4.9	22	45	3.4	28	
164...	97	38	20	13	7	18	5	12	1	...	11	5000	4.9	21	65	2.8	28	
165...	97	24	9	6	3	15	11	4	13	5000	5.8	9	57	3.6	21	
166...	56	27	26	11	15	1	...	1	3	24	52	2.3	16	
167...	5	2	
168...	42	30	25	4	21	5	...	5	1	29	40	1.8	3
169...	34	24	22	3	19	2	2	1	23	45	1.9	2	
170...	3	3	
172...	26	34	30	8	22	4	...	4	23	36	1.3	...	
173...	37	33	30	21	9	3	...	3	24	87	2.3	...	
174...	**106	47	43	5	38	4	4	1	43	47	2.5	...	
175...	25	11	8	3	10	63	3.3	...	
176...	**75	30	29	22	7	1	...	1	11	...	5.5	18	58	3.1	...	
178...	92	37	37	28	9	13	11000	5.6	22	60	2.9	...	
179...	98	57	33	31	2	24	14	10	8	8500	4.6	37	61	3.3	...	
180...	94	55	55	55	12	22000	5.3	36	66	3.4	...	
181...	140	65	65	53	12	17	15000	5.5	43	66	3.3	1	
182...	113	49	49	47	2	30	12500	5.1	17	128	3.7	...	
183...	83	36	36	35	1	18	12000	5.4	16	80	4.6	...	
184...	66	25	25	25	24	15500	6.3	1	
185...	78	29	29	29	22	15500	5.7	6	...	4.2	...	
186...	66	26	26	26	13	19500	5.8	12	98	3.9	...	
187...	36	19	19	19	2	16	91	4.1	...	
188...	**92	2	
189...	83	29	28	28	...	1	1	26	12000	4.7	2	
190...	80	30	28	28	...	2	2	24	12000	4.4	6	68	3.8	...	
191...	95	30	30	30	25	11500	4.5	5	66	3.8	...	
192...	83	29	27	1	1	1	24	12500	4.5	5	75	4.0	...	
193...	56	21	20	20	...	1	1	15	8000	5.1	6	62	3.5	...	
194...	84	30	28	27	1	1	1	1	26	10000	4.8	4	
195...	78	26	25	25	...	1	1	22	14500	4.9	4	
196...	120	35	35	35	34	14000	5.0	1	
197...	96	33	28	27	1	5	5	27	13500	5.4	3	
198...	94	34	29	29	...	5	5	24	11000	5.5	9	75	4.4	...	
199...	87	31	31	31	14	15000	5.8	16	81	4.1	...	
200...	78	23	20	20	...	3	3	17	12000	6.1	6	77	5.0	...	
201...	94	36	35	35	...	1	1	16	13000	5.7	20	77	4.1	...	
202...	97	33	32	30	2	18	16000	5.7	15	79	3.9	...	
203...	90	40	34	31	3	5	5	1	17	14500	5.6	20	80	3.9	...	
204...	118	50	46	42	4	4	4	25	11500	5.5	19	71	3.9	...	
205...	99	37	32	32	...	5	2	3	23	14500	6.2	13	69	4.2	...	
206...	125	49	39	37	2	7	7	3	23	14500	5.6	20	72	4.2	...	
207...	99	53	42	36	6	11	11	15	12000	5.7	31	62	2.9	...	
208...	*98	51	34	26	8	17	4	13	10	18500	5.2	40	71	3.0	1	
209...	**93	51	37	36	1	14	11	3	14	15500	5.7	33	78	3.8	...	
210...	100	67	66	59	7	1	9	...	4.7	51	60	2.9	...	
211...	100	54	54	50	4	4	50	69	3.3	...	
212...	13	4	
214...	85	48	45	45	...	3	3	7	19000	5.0	40	70	4.3	...	
215...	44	23	20	9	11	3	1	2	2	21	54	3.0	...	
216...	10	5	5	5	5	...	2.8	...	
218...	50	34	34	34	33	65	3.8	...	
219...	34	31	18	18	...	13	13	26	63	2.3	...	
220...	**91	67	54	12	42	13	...	13	1	52	51	2.2	...	
222...	*23	15	15	1	14	13	104	2.0	...	
223...	*38	25	19	1	18	6	5	1	23	46	2.3	...	
225...	4	2	
226...	49	66	66	9	57	47	35	1.3	1	
227...	28	20	20	4	16	1	19	54	2.1	...	
228...	1	1	
230...	59	43	43	42	1	2	38	52	2.1	...	
231...	64	68	6	2	4	61	61	1	1	62	25	1.1	...	
234...	9	4	
235...	36	16	9	6	3	7	2	5	7	10500	4.7	8	111	3.0	15	
236...	38	15	15	10	5	7	7500	5.4	8	121	2.3	5	

Table 2.—CHARACTERISTICS OF HOUSING UNITS, BY BLOCKS: 1960—Con.

["Total population" contains no persons in group quarters unless preceded by asterisk; one asterisk (*) denotes less than 10 percent; two asterisks (**), 10 percent or more]

Blocks within block numbering areas	Total population	All housing units by condition and plumbing									Occupied housing units							
		Total	Sound			Deteriorating			Dilapidated	Owner occupied			Renter occupied			Occupied by non-white	1.01 or more persons per room	
			Total	With all plumbing facilities	Lacking some or all facilities	Total	With all plumbing facilities	Lacking some or all facilities		Total	Average value (dollars)	Average number of rooms	Total	Average contract rent (dollars)	Average number of rooms			
																		With flush toilet
238...	114	40	29	20	9	5	1	4	...	6	6	7000	5.2	29	95	3.2	16	6
239...	58	27	13	7	6	8	7	1	...	6	5	...	5.8	21	85	3.1	24	3
240...	90	33	22	15	7	8	2	6	...	7	11	9000	6.1	22	75	3.1	26	7
241...	59	22	6	1	...	6	5	7	11	8000	6.2	10	38	4.0	15	3
242...	75	27	2	1	...	12	9	13	11	8000	6.8	13	54	3.9	21	3
243...	69	25	5	5	...	9	7	11	10	6500	5.6	14	52	3.6	16	2
244...	256	89	14	12	2	35	33	2	...	40	45	7000	5.0	42	47	3.4	46	14
246...	5
248...	109	25	24	24	...	1	1	19	10000	4.3	5	74	4.2	...	10
249...	97	29	15	15	...	10	9	1	...	4	23	5000	4.9	6	53	4.5	4	4
250...	**159	47	40	39	1	6	6	1	40	10000	4.6	5	61	4.4	...	4
251...	165	52	50	49	1	2	2	46	10500	4.4	4	9
252...	31	10	6	6	...	3	3	1	10	7000	4.7	2	3
253...	90	27	12	12	...	12	11	1	...	3	22	8000	4.3	3	3
254...	63	17	13	13	...	4	4	13	10000	5.2	4	2
255...	36	12	9	9	...	1	1	2	10	12000	4.2	1	1
256...	26	6	6	6	6	12500	5.2
257...	48	14	10	10	...	4	3	1	12	8500	4.9	1	1
258...	96	28	14	14	...	10	10	4	20	7500	4.7	5	68	5.4	...	5
259...	92	30	19	19	...	9	7	2	...	2	18	7000	5.5	12	57	3.4	...	6
260...	77	22	20	20	...	1	1	1	17	9000	5.6	5	55	4.6	3	1
261...	23	10	3	3	...	7	6	1	7	8500	5.4	3	1	...
262...	38	12	2	2	...	3	3	7	5	8000	6.0	7	59	4.1	5	3
263...	54	20	2	2	...	8	6	2	...	10	17	6000	4.6	2	8	1
264...	57	18	5	5	...	10	9	1	...	3	12	7500	5.7	6	60	4.8	13	2
265...	49	20	6	4	2	8	8	6	13	8000	6.0	7	42	3.4	16	1
266...	61	25	3	3	...	13	10	3	...	9	15	8000	5.7	10	39	3.3	8	1
267...	101	33	26	19	7	4	2	2	...	3	8	7000	5.9	20	69	3.8	8	7
270...	7	3
271...	81	41	40	22	18	1	1	3	33	52	2.5	...	4
272...	92	61	57	38	19	4	2	2	6	28000	5.0	51	62	2.5	...	2
273...	74	66	66	44	22	1	61	53	2.1
274...	27	23	23	17	6	20	64	3.3
275...	73	73	73	17	56	1	72	65	1.0
276...	50	33	33	32	1	33	74	3.2	...	1
277...	**111	67	67	59	8	4	58	106	2.7	...	2
278...	2	2
281...	113	89	81	81	...	8	1	7	5	39000	5.6	80	80	2.6	...	3
282...	14	8	8	8	8	77	2.9
283...	119	75	69	56	13	6	5	1	2	70	67	2.6	1	2
284...	43	22	13	13	...	9	3	6	3	17	72	3.9	...	2
286...	51	20	3	3	...	17	13	4	4	16	52	3.0	...	4
287...	64	34	31	24	7	3	1	2	8	12000	5.9	22	56	2.9	...	1
288...	73	38	34	33	1	4	4	6	31	75	3.1	...	1
289...	113	50	36	35	1	14	13	1	16	21000	6.5	32	73	4.0
290...	55	22	19	19	...	3	3	12	27000	6.6	8	358	3.1
291...	153	84	84	82	2	30	15000	6.1	43	83	2.9	...	3
292...	83	33	31	29	2	2	2	9	18000	6.3	23	70	4.0
293...	117	53	50	48	2	3	3	19	12500	5.3	30	69	3.5	...	1
294...	90	44	38	38	...	6	6	22	12500	5.4	17	62	3.4	...	2
295...	157	64	55	55	...	9	9	22	14000	5.5	40	74	3.4	...	1
296...	64	30	26	26	...	3	3	1	7	...	4.7	20	79	4.4
297...	66	26	25	25	...	1	1	13	12000	5.1	13	70	4.0	...	2
298...	63	23	22	20	2	1	1	15	13500	5.6	6	77	4.5	...	1
299...	76	29	22	22	...	7	7	15	11500	5.6	13	71	4.5	...	1
300...	58	23	19	19	...	4	4	13	13000	5.0	7	89	4.6	...	1
301...	43	19	19	19	15	17500	5.6	3
302...	101	30	30	30	30	19000	5.2	3
303...	51	20	20	20	19	20000	4.9	1	1
304...	67	24	23	23	...	1	1	22	11500	4.8	2	2
305...	103	31	31	31	29	23000	5.3	2	2
306...	14	4
C.....	*19624	7614	6182	5884	298	1231	1044	150	37	201	3655	13500	5.4	3537	73	3.6	633	558
1...	91	29	25	25	...	4	4	23	7500	4.7	5	63	3.8	...	4
2...	84	29	24	22	2	5	4	1	20	7500	4.9	8	45	4.4	...	4
3...	53	19	16	14	2	3	2	1	4	15	44	3.3	...	3
4...	59	18	15	15	...	3	...	3	7	9500	5.3	10	58	4.2	2	4
5...	**101	16	15	15	...	1	1	13	8000	5.7	3	8	1
6...	67	19	18	17	1	1	...	1	11	8500	5.2	8	58	4.3	2	3
7...	60	22	18	18	...	4	3	1	14	8500	4.6	8	49	3.4	10	2
8...	79	32	12	10	2	9	6	3	13	7500	6.4	18	52	3.6	4	1
9...	63	16	3	3	...	10	8	2	...	3	11	7000	6.4	4	5	3
10...	44	19	5	5	...	10	9	1	...	4	11	8500	4.8	6	46	3.2	1	2
11...	10	3
12...	32	11	4	4	...	2	2	5	2	9	53	4.1	...	1
13...	51	43	32	32	...	4	1	3	...	7	6	...	5.3	33	55	2.4
14...	**89	41	37	35	4	4	2	2	7	19500	5.1	34	63	2.5	...	1
15...	40	37	12	11	1	25	14	11	5	...	4.4	25	51	1.8	...	2
16...	**43	17	16	14	2	1	1	3	14	76	4.1
17...	*178	110	89	56	33	8	2	6	...	13	9	...	4.8	92	63	2.7	...	4
18...	43	23	18	16	2	4	2	2	...	1	7	15000	6.6	15	54	2.9
19...	21	9	4	3	1	3	3	2	9	65	4.4	...	2
20...	11	4
21...	48	22	14	12	2	5	5	3	12	9500	5.7	8	49	2.5	1	2
22...	**70	21	5	5	...	13	13	3	13	8000	5.2	7	49	3.6	2	2

City Block Characteristics

Table 2.—CHARACTERISTICS OF HOUSING UNITS, BY BLOCKS: 1960—Con.

["Total population" contains no persons in group quarters unless preceded by asterisk; one asterisk (*) denotes less than 10 percent; two asterisks (**), 10 percent or more]

Blocks within block numbering areas	Total population	All housing units by condition and plumbing									Occupied housing units							
		Total	Sound			Deteriorating			Dilapidated	Owner occupied			Renter occupied			Occupied by non-white	101 or more persons per room	
			Total	With all plumbing facilities	Lacking some or all facilities	Total	With all plumbing facilities	Lacking some or all facilities		Total	Average value (dollars)	Average number of rooms	Total	Average contract rent (dollars)	Average number of rooms			
																		With flush toilet
23...	67	25	15	15	...	8	8	2	17	9000	4.8	7	55	4.1	1	3
24...	79	22	20	19	1	2	1	1	12	9500	5.8	10	59	4.4	1	3
25...	59	17	12	12	...	5	3	2	8	8500	5.0	9	51	4.3	...	3
26...	64	18	6	6	...	12	9	3	8	7500	4.9	8	77	4.4	2	3
27...	38	14	13	13	...	1	...	1	12	8500	5.3	2	4	3
28...	37	11	4	3	1	1	1	6	8	5000	4.8	2	6	1
29...	50	19	11	10	1	8	5	3	12	8500	4.9	6	43	3.7	...	2
30...	81	28	24	22	2	4	3	1	22	9000	4.9	6	53	3.7	...	2
31...	238	61	59	59	...	2	2	33	14000	4.9	23	75	4.1	...	18
32...	18	5	5	5	5	17500	4.8
33...	175	49	49	49	45	13500	4.7	4
34...	51	15	15	15	15	13500	5.0
35...	49	14	14	14	12	14500	5.0	2
36...	44	13	13	13	11	8500	4.3	2
37...	39	15	15	15	10	8000	4.5	5	...	4.4
38...	82	19	17	17	...	2	2	17	12500	5.2	2
39...	54	20	17	16	1	3	1	2	12	7500	4.4	7	56	4.1	4	...
40...	34	14	5	4	1	3	2	...	1	6	3	10	37	3.4	12	...
41...	43	18	10	9	1	6	6	...	2	...	9	7500	4.2	7	50	3.6	8	...
42...	46	16	10	8	2	6	6	13	8000	4.8	3	6	...
43...	48	19	16	16	...	3	3	13	6500	4.8	6	47	3.5	1	...
44...	35	13	11	10	1	1	1	...	1	10	7000	5.0	2	3	...	
45...	48	12	12	12	7	9000	5.4	5	70	4.8	1	...	
46...	12	4
47...	*60	18	17	17	1	9	7000	4.9	9	55	3.6
48...	15	7	7	7	5	...	6.0	2
49...	94	37	24	23	1	12	11	1	...	1	17	9500	5.3	18	55	2.8
50...	43	17	8	8	...	3	3	...	6	5	5	...	5.8	10	58	3.9
51...	74	40	31	27	4	6	4	2	...	3	8	...	4.4	32	71	3.1
52...	115	106	106	103	3	1	61	246	3.9
53...	48	31	17	14	3	14	5	9	3	27	49	2.0
54...	2	1
55...	9	4
56...	61	60	57	54	3	3	3	2	49	54	2.0
57...	10	7	7	7	1	6	124	4.0
58...	45	20	6	6	...	14	14	10	17000	7.5	10	58	2.6
59...	**129	59	51	40	11	8	7	1	10	11000	5.1	47	70	3.3
60...	65	71	56	54	2	15	15	5	...	3.0	46	69	1.8
61...	43	23	11	9	2	12	12	4	18	62	3.1
62...	51	22	17	15	2	4	4	1	6	...	5.8	16	61	3.0
63...	51	20	9	9	...	8	8	3	6	11000	5.7	13	69	3.3
64...	*48	14	7	6	1	6	6	4	10	64	3.4
65...	83	43	36	30	6	7	7	12	...	4.8	29	62	2.9
66...	177	81	81	71	10	26	14000	5.5	53	67	2.8
67...	124	64	64	64	24	18500	5.5	29	105	3.5	1	...
68...	155	83	83	63	20	20	14500	6.3	61	62	2.8
69...	136	77	77	76	1	22	16500	5.7	53	73	3.5
70...	106	47	47	45	2	25	15000	5.2	21	70	3.5
71...	40	19	19	19	5	...	5.4	13	69	4.2
72...	80	29	29	29	15	13500	6.0	12	80	3.8
73...	98	40	39	37	2	1	1	18	10500	5.3	19	71	3.5
74...	103	38	38	36	2	20	11500	5.8	18	75	3.9	1	...
75...	105	45	44	42	2	1	1	28	11500	5.9	15	65	3.7
76...	52	20	20	20	13	10000	4.9	6	60	4.2
77...	49	16	16	16	11	10000	6.1	5	74	4.2
78...	102	40	39	39	...	1	1	28	12500	5.3	11	65	4.2
79...	92	35	35	35	25	13000	5.8	9	84	5.0
80...	85	33	32	31	1	1	1	22	13500	5.6	9	82	4.6
81...	71	30	29	29	...	1	1	24	16000	5.3	5	72	3.8
82...	62	26	26	25	1	26	17500	4.9
83...	25	9	9	9	9	21000	5.2
84...	22	9	9	9	8	14000	4.8	1
85...	101	34	34	34	25	16500	5.1	8	83	4.5
86...	105	35	35	35	22	14000	5.5	11	85	5.5
87...	140	53	53	53	32	17000	5.3	20	87	4.7
88...	103	38	38	38	29	16000	6.0	7	110	5.6
89...	124	44	44	44	27	19500	6.4	17	82	4.4
90...	121	45	45	43	2	25	17500	6.1	17	90	5.4
91...	128	50	50	49	1	27	16000	6.3	22	83	4.1
92...	126	41	40	38	2	1	1	28	13500	5.9	13	79	4.4
93...	115	40	40	40	29	13500	6.2	10	89	4.5
94...	101	34	33	33	...	1	1	24	13500	5.6	10	89	4.5
95...	71	26	26	26	16	17000	6.1	9	96	4.8
96...	107	41	41	40	1	22	16000	5.6	17	91	4.4	1	...
97...	32	15	15	15	8	13500	5.8	6	74	5.3
98...	46	14	14	14	9	14500	5.9	5	88	5.2
99...	102	36	36	36	19	18000	7.2	16	76	3.9
100...	95	36	33	33	...	3	2	1	18	12500	5.1	17	62	3.8
101...	102	42	42	42	21	12500	5.2	19	75	3.9
102...	78	32	31	31	...	1	1	20	9000	4.7	11	66	4.0	1	...
104...	84	35	21	18	3	14	14	18	7500	4.3	17	62	2.7
105...	102	41	34	34	...	7	7	20	11000	5.9	20	67	3.6	2	...
106...	154	88	78	78	...	10	10	16	13000	4.5	69	95	3.4
107...	96	53	42	41	1	11	11	16	9000	5.1	36	75	3.1	3	...
108...	89	45	45	44	1	19	12500	4.9	23	76	4.1	4	...
109...	*121	75	75	61	14	5	...	6.8	64	64	2.9
110...	**181	86	86	86	13	21000	6.2	69	92	4.1

Table 2.—CHARACTERISTICS OF HOUSING UNITS, BY BLOCKS: 1960—Con.

["Total population" contains no persons in group quarters unless preceded by asterisk; one asterisk (*) denotes less than 10 percent; two asterisks (**), 10 percent or more]

Blocks within block numbering areas	Total population	All housing units by condition and plumbing									Occupied housing units								
		Sound					Deteriorating				Dilapidated	Owner occupied			Renter occupied			Occupied by non-white	1.01 or more persons per room
		Total	With all plumbing facilities	Lacking some or all facilities	Total	With all plumbing facilities	Lacking some or all facilities		Total	Average value (dollars)		Average number of rooms	Total	Average contract rent (dollars)	Average number of rooms				
							With flush toilet	No flush toilet											
111...	36	22	21	21	...	1	1	4	18	83	3.1	
112...	120	67	49	42	7	16	16	2	9	23000	7.0	54	63	2.9	...	3	
113...	74	33	33	28	5	11	...	4.9	20	57	3.1	
114...	20	5	5	5	2	3	1	
115...	34	8	7	5	2	2	6	62	4.2	...	2	
116...	53	21	18	18	...	3	3	13	9000	5.5	5	80	4.2	...	2	
117...	44	19	15	15	...	2	2	14	7500	5.5	4	
118...	70	19	17	17	...	1	1	15	6500	5.3	4	3	5	
119...	62	16	8	8	...	8	8	11	7000	5.0	5	43	3.8	10	3	
120...	85	22	8	8	...	12	7	4	1	2	12	7500	4.8	10	47	3.9	16	8	
121...	54	17	5	4	1	12	8	4	10	6000	5.3	6	52	4.7	11	...	
122...	61	15	2	2	...	8	5	1	2	5	8	6500	4.0	7	36	4.9	9	4	
123...	63	18	6	5	1	5	1	1	3	7	12	5000	4.7	5	27	3.0	14	6	
125...	4	
126...	59	18	13	13	...	2	2	3	14	11500	5.1	4	2	3	
127...	82	24	24	24	23	10000	4.7	1	5	2	
128...	172	55	55	55	27	14000	4.8	25	106	4.1	...	3	
129...	38	13	13	13	10	13500	5.0	3	3	
130...	21	9	9	9	6	15000	4.8	2	...	
131...	23	8	3	1	1	1	5	7	39	3.4	7	1	
132...	24	8	6	5	1	2	...	1	1	...	6	8000	5.3	2	8	1	
133...	37	13	5	5	...	8	3	2	3	...	8	5500	4.0	5	52	5.8	12	...	
134...	53	13	1	1	...	9	7	1	1	3	10	6000	4.7	2	10	4	
135...	59	20	2	2	...	17	13	2	2	1	9	11000	5.6	9	44	4.4	10	1	
136...	52	19	8	8	...	9	8	1	...	2	11	6500	5.2	6	...	2.8	13	1	
137...	38	14	10	10	...	3	3	1	10	6000	4.9	4	4	1	
138...	60	25	19	19	...	6	6	15	7000	5.3	10	52	3.5	6	...	
139...	58	28	26	26	...	1	1	1	11	7000	4.5	16	88	3.4	1	1	
140...	49	15	14	13	1	1	9	7000	5.2	6	77	4.0	...	2	
141...	23	7	6	6	1	4	3	1	
143...	72	31	26	15	11	4	4	1	8	10500	5.0	21	78	3.3	...	1	
144...	69	33	13	13	...	18	18	2	10	13000	5.6	21	71	4.0	...	2	
145...	*47	11	9	9	...	2	2	2	8	62	3.4	
146...	101	64	64	64	9	...	5.0	54	81	3.6	
147...	72	37	37	37	11	18000	6.3	24	81	3.3	...	1	
148...	66	31	21	21	...	10	9	1	17	10500	5.5	13	82	4.2	3	...	
149...	93	54	33	31	2	21	16	5	12	13000	6.1	37	75	3.1	...	2	
150...	87	33	18	18	...	15	15	19	10000	5.2	11	61	4.0	
151...	103	43	37	33	4	4	4	2	18	11000	5.2	22	68	3.4	2	1	
152...	70	31	15	9	6	16	16	15	8500	5.1	10	62	3.8	...	2	
153...	79	26	17	17	...	7	4	3	...	2	12	12000	5.7	14	51	4.4	...	1	
154...	43	16	8	8	...	5	4	...	1	3	7	9000	6.1	6	62	5.7	...	1	
155...	90	33	30	29	1	3	1	2	13	17000	6.5	20	79	4.1	
156...	69	27	17	15	2	10	10	17	10500	5.3	7	69	4.3	...	1	
157...	161	55	55	55	41	22000	6.3	14	132	6.0	
158...	121	57	54	54	...	1	1	2	34	23000	6.7	21	95	3.4	...	1	
159...	16	7	7	7	6	32000	7.2	1	
160...	22	10	10	10	9	40000	8.1	
161...	28	11	11	11	10	33000	7.7	1	
162...	66	27	27	27	19	26000	6.5	8	80	4.4	
163...	60	19	19	19	18	22000	6.3	1	
164...	115	44	30	30	...	14	11	3	27	12000	5.5	14	60	3.0	...	2	
165...	99	43	28	21	7	12	10	2	...	3	25	8000	5.1	14	70	4.0	6	3	
166...	46	18	3	3	...	15	15	9	8500	4.9	9	63	3.8	3	2	
167...	*101	49	4	4	...	45	44	1	22	10000	5.3	24	60	3.4	...	3	
168...	41	19	5	5	...	14	14	8	11500	7.1	10	56	3.4	
169...	60	31	14	14	...	17	17	14	9500	5.4	16	81	3.8	2	1	
170...	**145	52	27	27	...	25	25	17	13000	6.1	33	89	4.4	...	1	
171...	93	37	37	37	16	10000	5.6	21	65	3.9	1	3	
172...	89	37	37	37	8	20000	5.1	29	73	4.5	...	1	
173...	56	21	21	21	2	19	67	3.6	...	4	
174...	66	36	20	19	1	16	14	2	5	...	4.6	28	69	3.2	...	1	
175...	12	8	8	8	7	91	3.9	
176...	103	60	35	34	1	25	20	5	8	25000	6.9	48	69	2.9	...	4	
177...	64	30	21	18	3	8	8	1	14	14500	6.5	14	59	3.0	...	2	
178...	70	27	24	18	6	3	...	3	12	10000	5.7	12	78	2.8	...	2	
179...	81	42	38	33	5	3	1	2	...	1	11	8000	4.1	28	76	2.8	...	1	
180...	29	9	9	9	6	8000	5.2	4	1	
181...	65	24	22	21	1	1	1	1	15	8000	4.9	8	57	4.6	...	2	
182...	73	30	29	29	18	8500	4.5	12	54	2.9	1	2	
183...	75	22	18	18	...	4	4	12	6500	5.6	10	40	2.7	...	6	
184...	52	18	16	16	...	2	2	12	5500	4.3	6	71	4.0	...	1	
185...	63	21	19	18	1	2	2	13	7500	4.8	8	61	4.5	1	3	
186...	50	14	13	13	...	1	1	11	8000	5.2	3	4	1	
188...	64	18	17	17	1	12	6500	4.9	3	58	4.3	7	4	
189...	54	20	8	6	2	12	10	2	14	6000	4.8	6	3	3	
190...	56	20	9	9	...	11	10	1	14	7000	5.0	4	56	3.8	5	3	
191...	50	15	3	2	1	11	11	1	11	7000	5.1	4	14	2	
192...	51	26	7	7	...	10	7	3	...	9	13	6000	4.8	8	43	3.5	15	4	
193...	57	19	4	4	...	10	9	1	...	5	9	5500	4.4	10	39	3.5	19	3	
194...	41	15	3	2	1	11	8	2	1	1	8	7000	4.5	5	...	4.2	12	3	
195...	27	12	7	7	...	3	2	2	5	7500	5.0	7	44	4.3	10	...	
196...	82	17	6	6	...	9	9	2	10	6000	4.8	3	45	4.3	17	...	
197...	43	9	3	3	...	5	3	1	1	1	4	5	...	4.2	9	...	
198...	50	16	4	4	...	12	7	4	1	...	11	5000	4.7	5	...	4.2	14	1	
199...	107	35	20	18	2	11	7	2	2	4	25	5500	4.8	5	34	3.4	33	4	
200...	63	23	13	10	3	8	4	2	2	2	17	5000	4.7	5	...	3.6	20	3	

City Block Characteristics

Table 2.—CHARACTERISTICS OF HOUSING UNITS, BY BLOCKS: 1960—Con.

["Total population" contains no persons in group quarters unless preceded by asterisk: one asterisk (*) denotes less than 10 percent; two asterisks (**), 10 percent or more]

Blocks within block numbering areas	Total population	All housing units by condition and plumbing									Occupied housing units							
		Sound					Deteriorating				Owner occupied			Renter occupied			Occupied by non-white	1.01 or more persons per room
		Total	With all plumbing facilities	Lacking some or all facilities	Total	With all plumbing facilities	Lacking some or all facilities		Dilapidated	Total	Average value (dollars)	Average number of rooms	Total	Average contract rent (dollars)	Average number of rooms			
							With flush toilet	No flush toilet										
201...	27	7	7	5	2	2	5	41	4.4	6	2
202...	69	26	21	18	3	19	5000	4.2	6	35	3.3	21	4
203...	186	51	49	49	7	9000	4.6	39	73	4.0	...	11
204...	253	76	76	76	1	68	75	4.0	...	14
205...	121	33	33	33	15	14500	4.7	16	77	4.1	...	5
206...	67	17	17	17	14	11500	4.5	3	5
207...	320	95	95	95	76	73	4.0	...	28
208...	10	1
209...	11	3
210...	185	44	44	43	1	43	14500	5.0	1	7
211...	133	35	35	35	30	14000	5.1	1	4
212...	73	22	22	22	22	14000	5.3	1
213...	139	32	32	32	32	12500	5.0	5
214...	98	25	25	25	25	13000	5.1	3
215...	66	26	26	21	5	18	5000	4.2	4	5	3
216...	87	28	23	18	5	5	2	1	2	23	6000	5.0	2	17	5	
217...	92	29	19	19	...	6	1	1	4	23	6500	4.4	6	...	3.3	24	3	
218...	60	20	15	12	3	3	1	1	1	12	6500	4.3	8	53	4.4	7	3	
219...	56	19	10	9	1	5	4	1	...	13	6500	4.8	6	41	3.8	12	2	
220...	92	27	10	10	...	14	11	2	1	15	5000	4.8	11	44	2.8	23	6	
221...	46	14	6	5	1	5	3	1	1	7	5000	3.7	6	41	2.8	8	5	
222...	**22	4	4	4	...	1	1	3	2	2	...	
223...	49	17	12	11	1	5	3	1	1	7	6500	4.0	10	48	5.0	5	2	
224...	40	13	2	2	...	11	7	3	1	8	6500	4.4	5	...	3.4	5	3	
225...	64	20	6	6	...	13	11	2	...	14	7000	5.0	3	10	4	
226...	47	17	12	8	4	4	4	...	1	15	6500	4.3	1	5	1	
227...	50	16	11	11	...	5	5	7	6500	4.3	9	64	4.0	1	3	
228...	65	17	11	11	...	5	5	1	...	14	6500	5.4	2	9	3	
229...	70	19	10	10	...	7	6	1	...	9	6000	4.7	9	45	4.2	13	5	
230...	45	16	12	12	...	4	4	12	7500	4.8	3	1	2	
231...	62	18	18	18	11	9000	5.3	7	64	4.7	1	...	
232...	47	21	20	19	1	8	7500	4.9	10	47	3.2	...	2	
233...	59	20	19	19	19	6500	4.4	1	1	4	
234...	54	18	17	17	...	1	1	14	7000	4.4	3	1	
235...	59	20	19	19	...	1	1	5	10000	6.2	13	55	3.7	...	5	
236...	44	14	10	10	...	2	2	7	...	6.1	7	61	3.9	...	1	
237...	78	32	29	19	10	1	1	14	7500	5.4	18	65	3.1	...	3	
238...	59	28	17	17	...	9	9	7	...	6.4	16	84	4.9	...	1	
241...	51	31	22	20	2	9	9	7	...	5.3	24	74	3.2	
242...	**44	19	19	19	6	30000	5.3	12	82	4.7	
243...	62	37	37	35	2	10	26000	5.3	25	59	2.8	...	1	
244...	37	19	19	16	3	7	19500	6.4	12	55	3.7	
245...	33	18	18	18	3	11	66	3.3	...	2	
246...	74	33	33	33	15	19500	4.6	14	68	3.4	...	2	
247...	72	35	11	11	...	24	24	10	13500	6.1	24	59	3.0	...	3	
249...	16	9	1	1	...	8	8	3	...	8	6	73	4.3	
250...	113	51	14	12	2	37	36	1	...	29	13000	5.8	21	65	3.6	...	2	
251...	72	25	12	12	...	13	13	13	12000	5.9	11	98	4.8	
252...	64	27	15	15	...	12	12	8	...	5.8	19	77	4.5	
253...	34	14	2	2	...	12	12	9	10000	5.2	5	66	4.8	...	2	
254...	44	18	3	3	...	14	14	13	8500	4.8	4	1	
255...	88	32	22	22	...	10	9	1	...	22	9000	5.5	9	70	4.7	8	1	
256...	25	11	3	3	...	8	7	...	1	2	7	65	4.4	2	1	
257...	92	34	18	15	3	16	14	2	...	19	12000	5.5	12	81	5.6	...	2	
258...	115	38	24	23	1	14	14	23	11000	6.0	15	68	4.4	...	2	
259...	100	45	34	32	2	11	10	1	...	29	11000	5.6	16	61	3.6	3	...	
260...	126	33	24	24	...	9	9	15	16000	6.3	18	80	4.9	...	2	
261...	98	38	38	38	24	18000	6.3	13	92	4.5	...	1	
262...	87	30	30	30	21	16500	5.9	9	87	5.2	...	1	
263...	101	39	39	39	27	16000	5.6	12	113	5.8	
264...	88	37	37	37	19	18000	5.7	18	87	4.4	
265...	55	18	18	18	14	24000	7.0	4	1	
266...	54	17	17	17	17	28000	7.2	1	
267...	31	12	12	12	2	
268...	37	16	16	16	12	40000	8.6	
269...	56	25	24	24	...	1	1	14	37000	7.5	2	
270...	92	30	30	30	22	21000	6.2	3	
271...	311	103	103	103	23	26000	5.4	7	93	4.1	...	2	
272...	254	81	81	81	47	31000	6.0	54	104	3.9	...	3	
277...	2	2	71	29000	5.8	9	106	4.3	
278...	8	3
279...	7	4
280...	144	44	44	44	33	32000	6.2
281...	92	39	39	39	26	22000	5.2	2
D.....	*21415	7272	6390	6278	112	742	642	80	20	140	5400	14000	5.2	1644	74	4.1	145	551
1...	86	30	27	23	4	3	2	1	...	26	7000	4.5	4	4	5	
2...	70	21	14	11	3	1	1	13	6500	4.1	7	42	3.4	8	6	
3...	57	18	18	18	17	9000	4.5	1	3	
4...	56	20	17	15	2	1	1	16	8000	4.4	3	3	...	
5...	46	10	10	10	6	10000	4.7	4	3	
6...	44	15	15	15	13	10000	5.5	2	
7...	51	14	10	10	...	3	3	8	6500	4.8	5	40	5.4	7	3	
8...	42	12	11	10	1	1	1	9	8500	4.9	2	1	2	
9...	105	26	20	20	...	4	2	2	...	17	6000	5.0	7	43	3.9	11	8	
10...	54	14	10	8	2	3	3	9	6500	5.3	5	52	4.4	2	4	

Table 2.—CHARACTERISTICS OF HOUSING UNITS, BY BLOCKS, 1960—Con.

["Total population" contains no persons in group quarters unless preceded by asterisk; one asterisk (*) denotes less than 10 percent; two asterisks (**), 10 percent or more]

Blocks within block numbering areas	Total population	All housing units by condition and plumbing									Occupied housing units								
		Sound					Deteriorating				Dilapidated	Owner occupied			Renter occupied			Occupied by non-white	1.01 or more persons per room
		Total	With all plumbing facilities	Lacking some or all facilities	Total	With all plumbing facilities	Lacking some or all facilities		Total	Average value (dollars)		Average number of rooms	Total	Average contract rent (dollars)	Average number of rooms				
							With flush toilet	No flush toilet											
11...	52	15	15	14	1	14	7000	5.2	1	3	1	
12...	44	12	12	10	2	8	7000	4.5	4	3	2	
13...	50	16	14	12	2	1	13	8500	4.9	3	3	2	
14...	37	15	1	1	...	14	14	12	7500	5.2	2	2	2	
15...	48	13	3	3	...	10	10	13	7000	4.8	2	2	
16...	26	7	2	2	...	5	4	1	6	9000	5.7	1	
17...	23	7	2	2	...	5	4	1	3	4	
18...	31	11	3	3	...	8	5	3	9	7000	4.8	2	1	...	
19...	23	8	4	4	...	4	3	1	6	8000	4.7	2	7	
20...	82	18	5	5	...	13	13	11	9000	5.9	7	57	5.1	
21...	33	14	6	6	...	8	7	1	8	11500	5.9	5	67	3.4	
22...	20	6	3	3	...	3	3	5	6500	6.2	1	4	
23...	50	13	3	1	2	8	7	1	...	2	9	5500	4.4	4	2	3	
24...	26	8	5	3	2	...	3	4	...	4	...	60	3.3	
27...	47	20	20	19	1	8	10000	5.8	12	60	3.3	
28...	59	23	23	23	10	11000	4.4	13	61	3.8	...	1	
29...	51	17	17	17	10	9000	5.5	7	66	4.9	...	2	
30...	20	11	11	11	5	13500	5.6	4	
31...	15	8	7	7	...	1	1	1	6	80	4.5	
32...	48	23	23	21	2	7	17000	6.6	14	129	3.1	
33...	14	16	13	13	3	5	...	7.0	2	2	
34...	**75	33	32	32	...	1	1	3	28	88	2.9	...	1	
35...	46	32	32	32	2	30	66	2.1	
36...	49	24	23	23	...	1	1	6	13500	5.3	18	86	4.5	...	1	
37...	39	11	11	11	8	15000	6.5	3	1	
38...	20	8	8	8	4	4	2	
39...	35	13	13	13	9	12000	5.8	3	
40...	54	21	20	20	1	12	12000	5.0	9	78	4.4	
41...	34	14	10	8	2	4	4	8	13000	6.0	5	70	6.2	...	1	
42...	68	26	23	23	...	3	3	15	12500	5.3	10	97	3.7	...	1	
43...	65	18	11	11	...	7	7	10	12500	5.9	8	66	4.3	...	3	
44...	53	21	21	20	1	11	10000	5.7	9	68	3.7	
45...	43	15	15	15	10	11500	6.4	5	65	4.2	
46...	86	35	28	28	6	1	23	10000	5.9	11	60	3.5	...	1	
47...	*114	44	43	43	...	1	1	32	14000	6.2	12	80	3.6	
48...	110	32	25	25	...	7	7	23	18500	7.1	8	131	6.4	...	2	
49...	93	34	30	30	...	4	4	21	21000	7.2	12	108	4.4	
50...	238	69	59	59	...	10	9	1	49	15000	6.2	18	118	4.3	...	8	
51...	105	35	31	30	1	4	4	25	10000	4.9	10	62	4.1	1	3	
52...	31	10	10	10	8	12500	5.0	2	1	
53...	59	23	22	20	2	1	1	13	13500	4.8	10	65	4.0	1	1	
54...	82	31	31	31	24	16500	6.0	6	88	4.7	
55...	74	26	26	26	20	25000	7.0	5	111	6.0	
56...	45	16	16	16	16	32000	7.0	
57...	88	31	31	31	19	25000	6.6	11	117	5.6	...	2	
58...	57	23	23	23	18	27000	7.2	4	1	
59...	51	22	22	22	17	26000	7.1	5	...	5.0	
60...	59	18	18	18	17	32000	7.5	1	
61...	42	12	12	12	12	33000	8.8	1	
62...	35	11	11	11	11	38000	8.2	
63...	14	4	
64...	*48	15	15	15	15	34000	8.1	
65...	17	4	
66...	34	15	15	15	15	36000	8.5	
67...	60	22	22	22	20	30000	6.7	1	
68...	88	31	31	31	25	24000	6.3	5	...	6.0	
69...	79	32	31	31	...	1	1	31	19500	5.8	1	
70...	120	36	36	36	28	18000	5.8	8	103	5.5	...	2	
71...	92	34	34	33	1	28	19000	5.8	5	115	5.0	
72...	104	34	32	32	...	1	1	1	21	17500	5.6	12	82	5.3	...	1	
73...	41	16	15	14	1	1	1	9	11000	5.1	6	64	4.7	
74...	37	14	13	12	1	1	1	8	13500	4.9	6	65	4.2	...	1	
75...	60	20	19	19	...	1	1	15	12500	5.1	4	1	
76...	71	24	23	23	...	1	1	1	18	12500	5.1	6	86	4.0	...	1	
77...	48	16	13	13	...	3	2	1	11	10000	5.1	4	1	
78...	45	15	13	13	...	2	2	11	10000	4.9	4	1	
79...	120	37	37	37	22	19500	7.3	13	87	4.2	...	1	
80...	84	36	35	35	...	1	1	25	18000	6.3	5	102	5.0	...	1	
81...	127	38	38	38	31	13500	5.6	6	61	5.2	...	3	
82...	84	29	20	20	...	8	7	1	...	1	20	9500	5.4	6	71	5.5	...	2	
83...	67	21	21	21	12	12000	5.4	9	66	3.8	...	1	
84...	33	15	13	9	4	2	2	7	9500	5.3	8	51	3.1	1	1	
85...	48	17	14	14	...	3	2	...	1	...	9	9500	5.3	8	61	4.4	...	1	
86...	35	15	9	9	...	5	5	11	10000	5.5	3	
87...	36	14	13	13	...	1	1	11	13500	5.1	3	1	
89...	23	12	12	12	9	13500	6.1	3	1	
90...	46	18	17	17	...	1	1	10	16500	5.3	8	74	4.5	
91...	23	11	11	11	9	14000	5.0	1	
92...	9	9	9	9	8	16000	5.4	1	
93...	52	18	18	18	15	19000	5.7	3	1	
94...	42	18	18	18	10	17000	6.3	7	86	4.3	
95...	49	24	20	20	...	3	3	...	1	...	12	17500	5.1	9	74	3.6	
96...	23	11	10	10	...	1	1	4	7	128	4.1	
97...	50	20	20	20	9	17000	4.9	11	85	3.9	...	1	
98...	37	19	18	18	...	1	1	7	13000	5.0	9	87	4.6	
99...	50	19	19	18	1	14	11500	5.2	5	61	3.8	
100...	49	19	19	19	14	12500	5.7	5	...	3.8	...	1	

City Block Characteristics

Table 2.—CHARACTERISTICS OF HOUSING UNITS, BY BLOCKS: 1960—Con.

["Total population" contains no persons in group quarters unless preceded by asterisk (*) denotes less than 10 percent; two asterisks (**), 10 percent or more]

Blocks within block numbering areas	Total population	All housing units by condition and plumbing									Occupied housing units							
		Total	Sound			Deteriorating			Dilapidated	Owner occupied			Renter occupied			Occupied by non-white	1.01 or more persons per room	
			Total	With all plumbing facilities	Lacking some or all facilities	Total	With all plumbing facilities	Lacking some or all facilities		Total	Average value (dollars)	Average number of rooms	Total	Average contract rent (dollars)	Average number of rooms			
								With flush toilet										No flush toilet
101...	58	19	19	19	14	13000	5.1	5	53	4.6	...	1	
102...	55	19	16	15	1	3	3	11	10000	5.2	7	59	4.6	...	1	
103...	17	6	6	2	3	1	3	2	2	3	
105...	60	22	8	8	...	13	13	17	7500	4.2	3	2	
106...	38	13	3	3	...	10	10	11	8000	4.9	2	2	
107...	65	21	9	9	...	12	12	12	8000	5.1	8	53	4.6	
108...	53	19	6	6	...	13	13	14	8000	4.6	4	
109...	14	6	2	2	...	4	4	4	2	2	
110...	36	11	3	3	...	8	8	5	9500	6.0	5	58	4.3	
111...	27	9	3	3	...	5	5	7	9500	5.1	2	
112...	21	7	4	4	...	3	3	2	5	83	4.0	
113...	39	15	4	4	...	11	8	2	1	10	7500	4.1	5	45	4.4	1	...	
114...	34	14	1	1	...	13	13	11	5500	5.2	3	
115...	52	15	13	12	1	1	1	10	8000	4.6	4	3	
116...	14	5	5	5	4	3	1	...	
118...	52	16	15	15	...	1	...	1	...	13	7000	4.2	3	2	
119...	27	9	6	4	2	3	1	2	...	4	4	47	3.8	7	2	
120...	43	14	7	7	...	5	4	1	...	9	6500	4.3	5	2	
121...	56	12	4	3	1	7	5	2	...	8	6500	5.0	4	10	5	
122...	26	10	10	10	7	10500	4.7	2	1	
123...	18	7	7	7	4	3	1	
124...	35	12	12	12	11	8500	4.8	1	1	
125...	56	19	19	19	14	10000	3.9	5	...	3.4	...	3	
126...	51	13	7	7	...	4	2	...	2	8	5500	4.8	5	...	3.2	1	3	
127...	39	13	11	10	1	2	2	10	6500	4.7	3	2	
128...	64	16	11	11	...	3	3	...	2	11	7000	4.5	5	42	3.6	3	5	
129...	92	32	20	20	...	9	8	1	...	28	6500	4.3	3	5	4	
130...	70	22	17	16	1	2	1	1	...	21	6500	4.8	6	2	
131...	66	22	21	20	1	1	1	20	7500	4.8	2	3	
132...	83	24	15	15	...	8	5	3	...	17	7500	4.9	6	53	4.7	...	3	
133...	67	27	15	15	...	7	5	2	...	16	7500	4.2	8	51	4.1	...	2	
134...	76	25	20	20	...	4	4	...	1	20	9000	4.6	5	...	3.8	...	2	
135...	67	23	20	20	...	3	3	19	8500	4.6	4	2	
136...	210	59	39	39	...	20	20	43	9500	4.7	16	59	4.1	...	10	
137...	28	10	3	3	...	6	1	10	17000	6.2	3	...	
138...	26	12	1	1	...	11	9	1	1	7	3500	4.1	5	37	3.6	
140...	51	19	16	16	...	3	3	11	8500	5.4	8	60	4.3	...	1	
141...	59	25	25	25	14	9000	5.2	10	61	3.4	...	1	
142...	47	20	20	20	8	15000	5.9	12	62	3.4	...	3	
143...	35	12	12	12	8	17000	5.4	4	2	
144...	52	23	23	23	15	21000	6.5	8	69	4.5	
145...	34	8	8	8	7	20000	6.4	1	1	
146...	74	26	26	26	19	11000	5.4	7	49	4.6	...	2	
147...	98	35	34	34	...	1	1	21	9500	5.1	11	70	4.1	...	2	
148...	68	27	26	26	...	1	1	15	12500	5.0	10	67	4.0	...	2	
149...	190	71	68	65	3	3	3	51	12000	5.6	15	76	4.7	...	3	
150...	208	65	65	63	2	50	13500	5.4	15	127	4.6	...	4	
151...	195	64	64	63	1	45	14000	5.5	18	81	4.7	...	3	
152...	187	67	67	67	61	16500	5.7	6	75	5.0	...	3	
153...	154	57	57	57	52	15500	5.7	5	91	5.0	...	1	
154...	175	67	67	67	55	17000	5.5	11	101	4.7	...	2	
155...	**13	
156...	194	57	57	57	49	20000	6.1	6	101	5.3	...	1	
157...	*126	45	45	45	32	15000	5.3	10	81	3.7	...	1	
159...	99	28	28	28	24	25000	6.4	4	2	
160...	79	27	24	24	...	3	3	18	12000	5.1	7	79	4.1	...	2	
161...	141	49	46	46	...	3	3	37	10500	5.4	7	57	4.0	...	4	
162...	19	8	7	7	...	1	1	6	11500	5.2	2	
164...	44	17	17	17	11	16500	5.6	6	78	4.7	
165...	11	5	5	5	1	3	
166...	68	30	30	30	19	14000	5.4	11	88	4.5	
167...	**70	20	20	20	15	17000	5.9	5	69	4.6	
168...	56	26	26	26	13	11500	5.5	13	83	4.1	...	2	
169...	104	41	41	41	19	16000	5.6	22	74	4.2	...	1	
170...	52	21	21	21	12	14500	5.4	9	63	4.3	...	1	
171...	68	23	20	18	2	3	2	1	...	11	8500	4.5	12	73	3.8	...	3	
173...	8	2	
174...	107	33	18	18	...	15	15	24	8500	4.6	9	62	4.2	...	3	
175...	93	36	26	26	...	10	10	28	8500	4.7	7	66	3.7	
176...	42	16	13	12	1	2	2	11	9000	4.8	4	
177...	80	29	25	25	...	2	1	1	...	21	7000	4.1	8	53	3.4	1	3	
178...	67	24	22	22	...	2	2	17	9000	4.4	7	48	4.0	...	2	
179...	67	21	15	15	...	6	4	2	...	14	7000	5.2	7	78	4.6	
180...	97	27	23	23	...	2	1	1	...	20	6500	4.6	7	40	3.1	...	8	
181...	73	23	21	21	...	2	2	17	9000	4.5	5	82	3.8	...	2	
182...	82	24	16	16	...	6	6	...	2	20	8500	4.8	2	1	7	
183...	61	18	13	13	...	5	3	1	1	15	8000	4.2	3	3	
184...	29	9	8	8	...	1	1	9	6500	4.2	1	
185...	42	11	6	5	1	5	4	1	...	9	6500	4.0	2	3	
186...	64	24	18	17	1	5	1	3	1	20	6500	3.7	3	6	3	
187...	135	39	30	29	1	8	6	2	...	29	9000	4.7	9	39	3.2	11	8	
188...	103	31	25	24	1	5	5	28	7500	4.6	3	1	4	
189...	86	28	25	25	...	3	2	1	...	21	9500	4.4	7	57	3.6	...	1	
190...	93	32	23	21	2	8	7	1	...	20	6500	4.7	9	45	3.8	...	5	
191...	100	32	26	26	...	6	6	25	8500	4.5	5	52	3.0	1	4	
192...	125	45	19	17	2	25	24	1	...	29	7000	4.4	13	53	3.8	3	5	
193...	131	45	30	30	...	14	13	1	...	33	8500	4.7	12	58	3.5	2	3	

Table 2.—CHARACTERISTICS OF HOUSING UNITS, BY BLOCKS: 1960—Con.

["Total population" contains no persons in group quarters unless preceded by asterisk: one asterisk (*) denotes less than 10 percent; two asterisks (**), 10 percent or more]

Blocks within block numbering area	Total population	All housing units by condition and plumbing									Occupied housing units						
		Sound			Deteriorating			Dilapidated	Owner occupied			Renter occupied			Occupied by non-white	1.01 or more persons per room	
		Total	With all plumbing facilities	Lacking some or all facilities	Total	With all plumbing facilities	Lacking some or all facilities		Total	Average value (dollars)	Average number of rooms	Total	Average contract rent (dollars)	Average number of rooms			
							With flush toilet										No flush toilet
194...	254	84	46	46	37	36	1	1	58	10000	4.9	25	56	3.8	1	9	
195...	3	1	
196...	77	20	19	19	1	1	17	12500	5.5	3	3	
197...	121	43	41	37	4	2	2	...	29	10000	5.1	11	68	4.0	...	3	
198...	95	37	37	37	25	9500	5.0	12	73	3.8	...	1	
199...	6	2	
200...	8	4	
201...	117	39	39	39	27	15500	6.0	12	169	5.0	...	2	
202...	118	40	40	40	28	15000	6.0	12	105	5.8	
203...	161	60	59	59	1	1	49	14500	5.3	10	80	3.9	
204...	94	34	32	32	2	2	21	12000	4.9	12	76	3.9	...	2	
205...	89	34	34	34	23	13500	5.3	11	92	3.9	
206...	95	32	32	32	26	11500	5.3	6	71	4.0	...	2	
207...	167	58	58	58	51	16500	4.9	7	111	4.6	...	2	
208...	158	57	57	57	50	17500	4.9	7	78	4.4	...	2	
209...	155	63	63	63	56	11500	4.9	6	66	4.7	...	2	
210...	176	56	53	52	1	2	1	1	48	17500	5.2	7	83	3.7	...	4	
211...	161	52	52	51	1	46	26000	6.0	4	2	
212...	143	50	50	49	1	42	23000	5.9	7	99	4.9	...	1	
213...	64	30	30	30	26	16500	5.2	2	
214...	26	9	9	9	7	38000	6.6	
215...	48	15	15	15	14	39000	6.1	
216...	87	27	26	25	1	1	24	23000	5.5	
217...	150	47	47	47	44	27000	5.5	2	1	
218...	141	40	40	40	39	28000	5.4	3	
219...	187	57	57	56	1	52	16500	4.9	5	98	4.4	...	6	
220...	177	62	62	61	1	46	12500	4.8	14	69	4.0	...	5	
221...	156	53	53	51	2	50	15500	4.8	3	3	
222...	152	50	50	50	47	17000	4.8	2	1	
223...	169	52	52	52	47	16500	4.7	5	105	4.0	...	2	
224...	77	26	26	26	25	16000	4.6	1	1	
225...	99	27	27	27	27	15500	4.7	2	
226...	118	31	31	31	30	15500	5.0	1	4	
227...	91	31	31	31	27	13000	4.7	3	1	
228...	70	19	19	19	18	16000	4.8	1	2	
229...	94	35	35	35	33	12500	4.5	2	1	
230...	65	20	20	20	17	12000	4.6	3	1	
231...	66	23	23	23	22	11000	4.1	1	3	
232...	93	34	34	34	29	14000	5.0	5	83	4.6	
233...	82	31	31	25	6	17	16000	5.2	14	70	4.1	...	1	
234...	72	24	24	24	19	14000	5.2	5	101	4.8	...	1	
235...	45	21	21	21	13	14500	4.9	6	78	4.0	
236...	113	34	30	30	4	4	27	10500	5.2	6	61	4.7	...	4	
237...	114	41	41	41	32	10500	4.8	7	65	3.9	...	1	
238...	93	35	35	33	2	28	10500	4.6	5	...	3.6	...	2	
239...	78	27	20	20	7	7	23	10500	4.6	4	1	
240...	69	23	18	18	5	5	21	9500	4.3	2	
241...	74	21	19	19	2	2	19	11000	4.5	2	3	
242...	77	22	19	19	3	3	19	11000	4.6	2	4	
243...	55	18	11	11	5	4	1	2	16	6000	4.1	2	1	4	
244...	64	15	8	7	6	3	3	1	10	7000	4.4	5	40	4.0	...	4	
245...	83	24	15	14	1	8	12	6000	4.7	10	53	3.9	...	3	
246...	52	21	5	3	11	6	4	5	12	5000	4.4	5	48	4.4	1	3	
247...	241	66	9	8	15	4	5	6	41	4000	3.7	22	29	3.5	2	27	
248...	69	22	11	11	11	8	2	1	19	6500	4.4	3	4	
249...	101	26	10	10	12	8	2	2	19	6000	3.9	6	48	4.2	...	7	
250...	42	13	4	2	6	3	2	1	9	4500	3.7	3	4	
251...	14	5	1	1	3	2	1	...	2	2	1	
252...	47	15	13	13	1	1	9	5500	4.9	5	52	3.4	...	2	
253...	215	65	60	57	4	4	46	11000	4.7	16	79	4.6	3	8	
254...	77	22	12	12	8	8	18	10000	4.7	4	6	
255...	80	26	22	21	3	3	19	10500	4.5	6	67	3.5	...	2	
256...	65	23	21	21	2	2	18	11500	4.8	4	2	
257...	90	29	21	21	8	8	22	10000	4.5	5	71	4.6	...	6	
258...	97	35	33	32	1	1	1	...	28	10000	5.1	7	60	3.9	...	2	
259...	101	33	33	33	25	12500	5.3	7	79	4.1	...	1	
260...	145	54	52	43	9	2	2	...	24	10500	5.1	29	57	3.1	...	6	
261...	106	36	34	34	1	1	26	12000	4.7	9	66	3.3	...	3	
262...	83	31	31	31	27	13000	4.6	4	
263...	107	43	42	40	1	1	26	13000	4.9	15	71	3.9	
264...	37	14	13	13	1	1	10	13000	5.3	2	1	
265...	30	13	13	13	9	11500	4.9	2	1	
266...	8	4	
267...	21	6	6	6	4	2	1	
268...	68	19	18	18	17	12500	4.8	3	
269...	76	32	32	30	2	23	14000	5.1	5	84	4.0	
270...	69	26	26	26	23	14500	4.9	3	1	
271...	72	27	26	26	1	1	26	15000	5.2	1	1	
272...	66	24	24	24	22	12500	5.1	2	1	
273...	88	27	22	22	5	5	20	9000	5.1	6	60	4.3	...	3	
274...	84	29	27	27	2	2	21	10500	4.7	8	72	4.0	...	2	
275...	90	28	28	28	23	11500	5.0	5	75	4.4	...	4	
276...	71	25	21	21	4	4	19	10500	4.5	5	65	4.2	...	2	
277...	51	19	17	15	2	1	1	...	16	8000	3.9	3	
278...	71	25	24	24	1	1	21	10500	4.4	3	5	
279...	61	19	15	14	1	4	3	1	15	9500	4.5	5	4	
280...	48	17	17	17	12	13000	4.8	5	65	3.8	

