

U.S. CENSUS OF HOUSING: 1960

Series HC(3)-158

CITY BLOCKS

Cedar Rapids, Iowa

Prepared under the supervision of
WAYNE F. DAUGHERTY, Chief
Housing Division




U.S. DEPARTMENT OF COMMERCE

Luther H. Hodges, Secretary

BUREAU OF THE CENSUS

Richard M. Scammon, Director (From May 4, 1961)

Robert W. Burgess, Director (To March 3, 1961)





BUREAU OF THE CENSUS

RICHARD M. SCAMMON, *Director* (From May 4, 1961)

ROBERT W. BURGESS, *Director* (To March 3, 1961)

A. ROSS ECKLER, *Deputy Director*
HOWARD C. GRIEVES, *Assistant Director*
CONRAD TABUBER, *Assistant Director*
MORRIS H. HANSEN, *Assistant Director for Statistical Standards*
CHARLES B. LAWRENCE, JR., *Assistant Director for Operations*
WALTER L. KEHRES, *Assistant Director for Administration*
CALVERT L. DEDRICK, *Chief, International Statistical Programs Office*
A. W. VON STRÜBE, *Acting Public Information Officer*

Housing Division—

WAYNE F. DAUGHERTY, *Chief*
DANIEL B. RATHBUN, *Assistant Chief*
BRULAH WASHBAUGH, *Special Assistant*
MILTON D. LIBBERMAN, *Chief, Coordination and Research*

Decennial Operations Division—GLEN S. TAYLOR, *Chief*
Electronic Systems Division—ROBERT F. DRURY, *Chief*
Field Division—JEFFERSON D. MCPHER, *Chief*
Geography Division—WILLIAM T. FAY, *Chief*
Population Division—HOWARD G. BRUNNMAN, *Chief*
Statistical Methods Division—JOSEPH STRINBERG, *Chief*

Library of Congress Card Number: A61-9347

SUGGESTED CITATION

U.S. Bureau of the Census. *U.S. Census of Housing: 1960. Vol. III, City Blocks.*
Series HC(3), No. 158.

U.S. Government Printing Office, Washington, D.C., 1961.

For sale by the Superintendent of Documents, U.S. Government Printing Office, Washington 25, D.C.
or any of the Field Offices of the Department of Commerce—Price 25 cents.

PREFACE

This report presents statistics on characteristics of housing units by city blocks, based on data from the Census of Housing taken as of April 1, 1960. A report is published for each city or urban place with 50,000 inhabitants or more prior to and at the time of the 1960 Census, and for a number of smaller localities which arranged for block statistics. Data were tabulated for approximately 750,000 blocks in 467 cities and localities and are published in a series of 421 reports, which constitute Volume III.

Authorization for the 1960 Census of Housing was provided in the Act of Congress of August 31, 1954 (amended August 1957), which codified Title 13, United States Code. The law provides for a decennial census of housing, including utilities and equipment, to be taken in each of the 50 States, the District of Columbia, the Virgin Islands, Guam, and the Commonwealth of Puerto Rico.

The census program was designed in consultation with advisory committees and individuals to achieve a census having optimum value to users of housing statistics. The Housing Advisory Committee was organized by the Director of the Bureau of the Census and was made up of persons in private industry, universities, and local governments. It advised on various aspects of the housing census programs except the technical phases of the Residential Finance program for which the Technical Advisory Committee on Residential Finance was organized. A Federal Agency Population and Housing Census Council, organized by the Bureau of the Budget and made up of persons in Federal agencies, also advised on the basic programs. A joint staff committee, set up by the Administrator of the Housing and Home Finance Agency and the Director of the Bureau of the Census, concentrated on planning aspects of particular interest to the housing agencies. In addition to the committees, working groups of specialists in housing subjects assisted the Census Bureau staff in the evaluation and improvement of housing concepts. A number of other committees, groups, and individuals also made contributions to the planning of the housing census.

ACKNOWLEDGMENTS

A large number of persons participated in the various activities of the 1960 Census of Housing. Specific responsibilities were exercised especially by persons in the Housing, Decennial Operations, Field, and Geography Divisions. Staff members of the Housing Division who made important contributions to this report include Wayne F. Daugherty and Frank S. Kristof in developing the content of the tables; Milton D. Lieberman and Nathan Krevor in coordinating the operational aspects of the report, developing table design, and negotiating contracts with local governments; and Beulah Washabaugh in organizing the format of the report and preparing the textual materials. Important contributions were also made by Robert Hagan of the Geography Division in assigning block numbers and preparing the maps; George W. Morris of the Geography Division in developing the designs of the maps; Morton A. Meyer, Richard A. Hornseth, and Denver K. Ingram of the Decennial Operations Division in directing the processing and tabulation of the data; and Robert H. Brooks of the Administrative Service Division in arranging for the printing of the report.

June 1961.

III

PUBLICATION PROGRAM OF THE 1960 CENSUS OF HOUSING

Results of the 1960 Census of Housing are published in six housing volumes as described below. A seventh volume containing the census tract reports is a joint publication with data from the 1960 Census of Population. A series of special reports for local housing authorities constitutes the remainder of the final reports. The source of the data is the April 1960 enumeration, except for Volumes IV and V which are based largely on the enumeration of units in a sample of land area segments, started in late 1959 and extended into 1960. Prior to the final reports, several series of preliminary and advance reports were issued. Some unpublished statistics can be obtained for the cost of preparing a copy and certain special tabulations can be prepared, on a reimbursable basis, on request to the Chief, Housing Division, Bureau of the Census, Washington 25, D.C.

Volume I (Series HC(1) reports). States and Small Areas. Information about all subjects covered in the April 1960 enumeration, with a separate report for the United States by regions and geographic divisions, each of the 50 States and the District of Columbia, Puerto Rico, Guam, and the Virgin Islands of the United States. In the State reports, information is shown for the State as a whole and for each standard metropolitan statistical area, urbanized area, urban place, rural place of 1,000 inhabitants or more, county, and the rural farm and rural nonfarm portion of the county. The volume covers occupancy characteristics such as tenure, vacancy status, color, number of persons; structural characteristics such as rooms, year built, and condition of unit; equipment and facilities including water supply, toilet and bathing facilities, heating equipment, air conditioning, television, clothes washing machine, and the like; financial characteristics including value and rent.

Volume II (Series HC(2) reports). Metropolitan Housing. Cross tabulations of housing and household characteristics, with a separate report for the United States by geographic divisions, and for each of the 196 standard metropolitan statistical areas with 100,000 inhabitants or more in the United States and Puerto Rico. Separate statistics for each city of 100,000 inhabitants or more are included in the metropolitan area report.

Volume III (Series HC(3) reports). City Blocks. Separate reports for cities and urban places with 50,000 inhabitants or more prior to and at the time of the 1960 Census, and for a number of smaller localities which arranged for block statistics. Data for a limited number of characteristics are presented by blocks. Statistics for 467 cities and localities in the United States and Puerto Rico are published in 421 separate reports.

Volume IV (Series HC(4) reports). Components of Inventory Change. Information on the source of the 1959 inventory and the disposition of the 1950 and 1956 inventories. Data are provided for components of change such as new construction, conversion, merger, demolition, other additions and other losses. Part 1 of the volume contains the 1950 to 1959 comparison, with a separate report for the United States by regions, and each of 17 selected standard metropolitan statistical areas. Part 2 contains the 1956 to 1959 comparison, with a separate report for the United States by regions, and each of 9 selected standard metropolitan statistical areas.

Volume V (Series HC(5) reports). Residential Finance. Information on financing of residential property, including characteristics of mortgages, properties, and homeowners. Part 1 of the volume is a report on homeowner properties for the United States by regions, and each of 17 selected standard metropolitan statistical areas. Part 2 is a report on rental and vacant properties for the United States by regions.

Volume VI. Rural Housing. Cross tabulations of housing and household characteristics for the 121 economic subregions of the United States, for rural farm and rural nonfarm housing units.

Series PHC(1) reports). Census Tracts. Separate reports for 180 tracted areas in the United States and Puerto Rico. The reports contain information, by census tracts, on both housing and population subjects. (This series is the same as the tract reports included in the publication program for the 1960 Census of Population.)

Series HC(S1). Special Reports for Local Housing Authorities. Separate reports for 139 localities in the United States. The program was requested by, and planned in cooperation with, the Public Housing Administration. The reports contain data on both owner and renter occupied housing units defined as substandard by Public Housing Administration criteria, with emphasis on gross rent, size of family, and income of renter families.

CONTENTS

INTRODUCTION

	Page		Page
General.....	viii	Definitions and explanations—Continued	
Content.....	viii	Color.....	x
Description of tables.....	viii	Persons per room.....	x
Maps and block identification.....	viii	Average number of rooms.....	x
Comparability with the 1950 Census of Housing.....	viii	Average value.....	xi
Housing data from other censuses.....	ix	Average contract rent.....	xi
Availability of unpublished data.....	ix	Collection and processing of data.....	xi
Definitions and explanations.....	ix	Collection of data.....	xi
Interpretation of definitions.....	ix	Electronic processing.....	xi
Total population.....	ix	Editing.....	xi
Living quarters.....	ix	Block number edit.....	xi
Condition and plumbing.....	x	Accuracy of the data.....	xii
Condition.....	x	Illustrative examples of forms.....	xiii
Plumbing.....	x	Portion of FOSDIC enumeration schedule	
Occupied housing unit.....	x	(Form 60 PH-2).....	xiii
Tenure.....	x	Advance Census Report Form.....	xiv

TABLES

	Page
Table 1.—Characteristics of housing units, for the city: 1960.....	1
Table 2.—Characteristics of housing units, by blocks: 1960.....	1

Map is enclosed identifying the blocks in the place or locality covered in this report.

City Block Reports

Report
number

Alabama

1. Bessemer
2. Birmingham
3. Gadsden
4. Huntsville
5. Mobile
6. Montgomery
7. Tuscaloosa

Alaska

8. Anchorage
9. Fairbanks

Arizona

10. Phoenix
11. Tucson
12. Yuma

Arkansas

13. Dumas
14. Fort Smith
15. Little Rock
16. Newport
17. North Little Rock
18. Rogers
19. Van Buren

California

20. Alameda
21. Alhambra
22. Anaheim
23. Bakersfield
24. Barstow
25. Bellflower
26. Berkeley
27. Burbank
28. Carmel-by-the-Sea
29. Compton
30. Coronado
31. Downey
32. El Cerrito
33. Fremont
34. Fresno
35. Fullerton
36. Garden Grove
37. Glendale
38. Hayward
39. Hermosa Beach
40. Inglewood
41. Laguna Beach
42. La Habra
43. Lakewood
44. Livermore
45. Long Beach
46. Los Angeles
47. Martinez
48. Modesto
49. Montebello
50. Monterey
51. Newport Beach
52. Norwalk
53. Oakland
54. Oxnard
55. Palm Springs
56. Pasadena
57. Petaluma
58. Pomona
59. Redondo Beach

Report
number

California—Continued

60. Redwood City
 61. Richmond
 62. Riverside
 63. Sacramento
 64. Salinas
 65. San Bernardino
 66. San Diego
 67. San Francisco
 68. San Jose
 69. San Leandro
 70. San Mateo
 71. San Pablo
 72. Santa Ana
 73. Santa Barbara
 74. Santa Clara County—Selected places and census tracts
 - Campbell
 - Los Altos
 - Milpitas
 - Mountain View
 - Palo Alto
 - Santa Clara
 - Sunnyvale
 75. Santa Cruz
 76. Santa Fe Springs
 77. Santa Monica
 78. Santa Paula
 79. Santa Rosa
 80. South Gate
 81. Stockton
 82. Torrance
 83. Vallejo
 84. Walnut Creek
 85. Watsonville
 86. Yuba City
- ## Colorado
87. Aurora
 88. Boulder
 89. Colorado Springs
 90. Denver
 91. Englewood
 92. Pueblo
- ## Connecticut
93. Ansonia
 94. Bridgeport
 95. Greenwich town
 96. Hartford
 97. New Britain
 98. New Canaan town—Urban part
 99. New Haven
 100. Norwalk
 101. Stamford
 102. Waterbury
 103. West Hartford town
- ## Delaware
104. Wilmington
- ## District of Columbia
105. Washington
- ## Florida
106. Daytona Beach
 107. Fort Lauderdale
 108. Hollywood

Report
number

Florida—Continued

109. Jacksonville
 110. Lakeland
 111. Miami
 112. Miami Beach
 113. Orlando
 114. Pensacola
 115. St. Petersburg
 116. Tampa
 117. West Palm Beach
- ## Georgia
118. Atlanta
 119. Augusta
 120. Columbus
 121. East Point
 122. Macon
 123. Port Wentworth
 124. Savannah
- ## Hawaii
125. Hilo
 126. Honolulu
 127. Lahaina
 128. Wailuku
- ## Idaho
129. Pocatello
- ## Illinois
130. Aurora
 131. Berwyn
 132. Centreville
 133. Chicago
 134. Cicero
 135. Decatur
 136. East St. Louis
 137. Elgin
 138. Evanston
 139. Hinsdale
 140. Joliet
 141. Moline
 142. Oak Park
 143. Peoria
 144. Rockford
 145. Rock Island
 146. Skokie
 147. Springfield
- ## Indiana
148. Anderson
 149. East Chicago
 150. Evansville
 151. Fort Wayne
 152. Gary
 153. Hammond
 154. Indianapolis
 155. Muncie
 156. South Bend
 157. Terre Haute
- ## Iowa
158. Cedar Rapids
 159. Davenport
 160. Des Moines
 161. Dubuque
 162. Ottumwa
 163. Sioux City
 164. Waterloo

Report
number

Kansas

165. Atchison
 166. Kansas City
 167. Topeka
 168. Wichita
- ## Kentucky
169. Covington
 170. Lexington
 171. Louisville
- ## Louisiana
172. Baton Rouge
 173. Monroe
 174. New Orleans
 175. Shreveport
- ## Maine
176. Portland
- ## Maryland
177. Annapolis
 178. Baltimore
 179. Hagerstown
- ## Massachusetts
180. Boston
 181. Brockton
 182. Brookline town
 183. Cambridge
 184. Fall River
 185. Fitchburg
 186. Holyoke
 187. Lawrence
 188. Lowell
 189. Lynn
 190. Malden
 191. Medford
 192. New Bedford
 193. Newton
 194. Pittsfield
 195. Quincy
 196. Somerville
 197. Springfield
 198. Worcester
- ## Michigan
199. Adrian
 200. Ann Arbor
 201. Battle Creek
 202. Bay City
 203. Dearborn
 204. Detroit
 205. Flint
 206. Grand Rapids
 207. Harper Woods
 208. Highland Park
 209. Inkster
 210. Jackson
 211. Kalamazoo
 212. Lansing
 213. Monroe
 214. Muskegon
 215. Plymouth
 216. Pontiac
 217. Royal Oak
 218. St. Clair Shores
 219. Saginaw
 220. Troy
 221. Wayne

City Block Reports

Report number	Report number	Report number	Report number
Minnesota			
222. Duluth	New York—Continued		
223. Hastings	276. New York City—Queens Borough	Pennsylvania—Continued	
224. Minneapolis	277. New York City—Richmond Borough	340. Johnstown	Tennessee
225. St. Paul	278. Niagara Falls	341. Lancaster	366. Chattanooga
226. South St. Paul	279. Patchogue	342. McKeesport and selected places in Allegheny County	367. Knoxville
Mississippi			
227. Jackson	280. Port Jervis	Aspinwall	368. Memphis
Missouri			
228. Ferguson	281. Rochester	Brackenridge	369. Morristown
229. Independence	282. Rockville Centre	Braddock	370. Nashville and selected census tracts in Davidson County
230. Kansas City	283. Rome	Braddock Hills	Texas
231. St. Joseph	284. Rye	Bridgeville	371. Abilene
232. St. Louis	285. Schenectady	Carnegie	372. Amarillo
233. Springfield	286. Southampton	Chalfant	373. Austin
234. University City	287. Syracuse	Clairton	374. Beaumont
Montana			
235. Great Falls	288. Troy	Corapolis	375. Corpus Christi
Nebraska			
236. Lincoln	289. Utica	Duquesne	376. Crystal City
237. Omaha	290. White Plains	East Pittsburgh	377. Dallas
Nevada			
238. Las Vegas	291. Yonkers	Edgewood	378. El Paso
New Hampshire			
239. Manchester	North Carolina		
New Jersey			
240. Atlantic City	292. Asheville	Edinburgh	379. Fort Worth
241. Bayonne	293. Charlotte	Heidelberg	380. Galveston
242. Camden	294. Durham	Homestead	381. Houston
243. Clifton	295. Fayetteville	Ingram	382. Irving
244. East Orange	296. Greensboro	Leetsdale	383. Laredo
245. Edison township	297. High Point	McKees Rocks	384. Lubbock
246. Elizabeth	298. Lexington	Millvale	385. Midland
247. Englewood	299. Raleigh	Mount Oliver	386. Odessa
248. Irvington	300. Salisbury	Munhall	387. Port Arthur
249. Jersey City	301. Statesville	North Braddock	388. San Angelo
250. Kearny	302. Washington	Pitcairn	389. San Antonio
251. Montclair	303. Wilmington	Port Vue	390. Snyder
252. Newark	304. Winston-Salem	Rankin	391. Waco
253. North Arlington	Ohio		
254. Passaic	305. Akron	Scott township—Tract 130	392. Wichita Falls
255. Paterson	306. Canton	Sharpsburg	Utah
256. Trenton	307. Chillicothe	Springdale	393. Ogden
257. Union City	308. Cincinnati	Stowe township	394. Salt Lake City
New Mexico			
258. Albuquerque	309. Cleveland	Swissvale	Virginia
259. Las Cruces	310. Cleveland Heights	Tarentum	395. Alexandria
New York			
260. Albany	311. Columbus	Turtle Creek	396. Arlington County
261. Binghamton	312. Dayton	Verona	397. Hampton
262. Buffalo	313. Hamilton	Versailles	398. Harrisonburg
263. Ellenville	314. Kettering	Wall	399. Lynchburg
264. Farmingdale	315. Lakewood	West Elizabeth	400. Newport News
265. Floral Park	316. Lima	West Homestead	401. Norfolk
266. Glen Cove	317. Lorain	Whitaker	402. Portsmouth
267. Ithaca	318. Springfield	Wilksburg	403. Richmond
268. Lindenhurst	319. Stenbenville	Wilmerding	404. Roanoke
269. Mineola	320. Toledo	343. Meadville	Washington
270. Mount Vernon	321. Warren	344. Philadelphia	405. Seattle
271. Newburgh	322. Wooster	345. Pittsburgh	406. Spokane
272. New Rochelle	323. Wyoming	346. Pottstown	407. Tacoma
273. New York City—Bronx Borough	324. Youngstown	347. Reading	408. Yakima
274. New York City—Brooklyn Borough	325. Zanesville	348. Scranton	West Virginia
275. New York City—Manhattan Borough	Oklahoma		
Oregon			
276. Oklahoma City	328. Empire	349. Upper Darby township	409. Charleston
277. Tulsa	329. Eugene	350. Washington	410. Huntington
Pennsylvania			
333. Allentown	330. Medford	351. Wilkes-Barre	411. Wheeling
334. Altoona	331. Pendleton	352. York	Wisconsin
335. Bethlehem	332. Portland	353. Cranston	412. Fond du Lac
336. Bristol township	Rhode Island		
337. Chester	354. East Providence	355. Newport	413. Green Bay
338. Erie	356. Pawtucket	357. Providence	414. Kenosha
339. Harrisburg	358. Warwick	359. Woonsocket	415. Madison
South Carolina			
360. Cayce	South Dakota		
361. Charleston	365. Sioux Falls	Puerto Rico	
362. Columbia	419. San Juan		
363. Greenville	420. Ponce		
364. Spartanburg	421. Mayagüez		

City Blocks

GENERAL

Content.—This report presents statistics, by city blocks, on characteristics enumerated in the Census of Housing, taken as of April 1, 1960. The housing unit is the reporting unit for this report.

Statistics by blocks are published for each city or urban place which had a population of 50,000 or more in 1950 or in an interim census prior to 1960, and also had a population of 50,000 or more in 1960. In addition, a number of localities were included in the city block program through an agreement whereby the local government furnished satisfactory block maps and paid the Bureau of the Census for the incremental cost of collecting and publishing the information. Reports differing only in details are issued for the cities in Puerto Rico.

The information presented in this report represents a modification of the block statistics programs of the 1950 and 1940 Censuses of Housing. The 1960 program provides the following information for each block: Total population, the number of housing units classified by condition and plumbing, tenure of occupied units, average value and average number of rooms for owner occupied units, average contract rent and average number of rooms for renter occupied units, number of units occupied by nonwhites, and number of units with 1.01 or more persons per room. All of the items were enumerated and tabulated on a 100-percent basis for the statistics in this report.

The 1960 Census contained several innovations. One of them was the use of an advance census report form which was sent to each household in the United States, with the request that the household members themselves complete it prior to the enumerator's visit. Another innovation was the extensive use of the electronic computer and related equipment to process the data and produce the final tables. These innovations were designed primarily to improve the quality of the data and to permit early publication; at the same time, they have introduced an element of difference between the 1960 statistics and those of earlier censuses.

Changes were made also in the definitions of some of the major concepts. They were made in order to improve the usefulness of the data although it was recognized that comparability with previous censuses would be affected. Innovations and changes are discussed in later sections of this report and in more detail in the United States Summary, Volume I of the Housing Reports.

Description of tables.—This report contains two tables: Table 1 summarizes the statistics for the city, urban place, or locality as specified in the table; table 2 contains the statistics for individual blocks, as well as totals by tract or block numbering area where appropriate.

To avoid disclosure of information for individual units, some of the data were suppressed in table 2. Specifically, if there were four or fewer total housing units in the block, the items suppressed were condition and plumbing, total owner occupied, total renter occupied, occupied by nonwhite, and 1.01 or more persons per room. If there were four or fewer owner or renter occupied units, average number of rooms for the respective tenure group was suppressed. Similarly, average value and average rent were

suppressed if there were four or fewer units of the type for which value and rent were tabulated. All units, however, are included in the totals for the city or locality and in the totals for the census tract or block numbering area. Leaders (---) in a data column in table 2 indicate that either there were no housing units in the category or that the data were suppressed.

Block identification, total population, and total housing units are shown in table 2 for every block that contained living quarters. For some blocks, the table shows total population but no housing units because all the people lived in group quarters; while for other blocks, the table shows housing units but no population because all the units were vacant. Blocks with no living quarters are shown on the map but do not appear in table 2.

Maps and block identification.—The map included in this report identifies the boundaries of the city, urban place, or locality for which the block statistics are provided. The map also identifies the location and number of each block and, where appropriate, the boundary and number of each census tract or block numbering area. The total number of blocks identified on the map, including blocks with no living quarters, is given in the note following table 1.

A block is usually a well-defined rectangular piece of land bounded by streets or roads. However, it may be irregular in shape or bounded by railroad tracks, streams, or other features. The block is the specific numbered area as shown on the map.

Census tracts are small areas into which large cities and metropolitan areas have been divided for statistical purposes. Tract boundaries were established cooperatively by a local committee and the Bureau of the Census, and were generally designed to achieve some uniformity of population characteristics, economic status, and living conditions. Initially, the average tract had about 4,000 residents. Tract boundaries were established with the intention of being maintained over a long time so that comparisons may be made from census to census. If tract boundaries extend beyond the area included in this report, statistics are shown for that portion of the tract inside the area.

In untraced places, block numbering areas are generally used. Block numbering areas are established by arbitrarily dividing the city along major streets, railroads, or other physical boundaries to facilitate numbering the blocks in groups of fewer than 1,000. The boundaries of block numbering areas have no statistical significance but are merely for convenience in mapping and tabulating.

In numbering the blocks, a separate series was used for each census tract or block numbering area. Thus, the location of each block for which data are presented in table 2 is determined by referring both to the block number and the census tract or block area number.

In smaller localities where there were neither census tracts nor block numbering areas, the blocks were numbered in one series within the locality as a whole.

In some cases, a city or other political boundary divides a block. The data shown are for that part of the block represented by the land area as bounded and numbered on the block map.

Comparability with the 1950 Census of Housing.—In the 1950 Census of Housing, reports entitled "Block Statistics" were issued for the 209 cities which, in 1940 or in an interim census

prior to 1950, had a population of 50,000 or more. The program was restricted to cities in conterminous United States, that is, the United States exclusive of Alaska and Hawaii.

The 1960 block program reflects changes and additions of items compared with the 1950 program, although the subjects covered in both programs are substantially similar. The changes that were made reflect the needs expressed by users of block data. For example, categories on condition and plumbing were expanded considerably to conform with needs for data to plan urban renewal programs. Total population and average number of rooms have been added, and the category 1.01 or more persons per room has been substituted for 1.51 or more. Two categories of vacant units, which were included in the 1950 report, are not shown in 1960.

Below is a list of the 1960 items published by blocks and the equivalent or comparable 1950 items (table 2 in the 1960 report and table 3 in the 1950 report). As noted previously, changes in categories, concepts, and procedures may affect comparisons between the 1960 and 1950 statistics.

1960 item	1950 equivalent or comparable items
Block identification	Block identification
Total population	-----
Total housing units	Total dwelling units
Sound	Number reporting condition and plumbing facilities
Lacking some or all facilities	
Deteriorating	
With all plumbing facilities	No private bath or dilapidated
Lacking some or all facilities, with flush toilet	No running water or dilapidated
Lacking some or all facilities, no flush toilet	
Dilapidated	
Owner occupied	Owner occupied
Average value	Average value (owner occupied and vacant available for sale)
Average number of rooms	-----
Renter occupied	Renter occupied
Average contract rent	Average monthly rent (renter occupied and vacant available for rent)
Average number of rooms	-----
Occupied by nonwhite	Occupied by nonwhite
1.01 or more persons per room	1.51 or more persons per room

Wherever possible, the block numbers in 1960 remained the same as in 1950 for blocks whose boundaries did not change. However, changes in block numbers and the assignment of new numbers have been necessary for blocks which have been divided or newly created since the 1950 Census, for blocks in tracts which have had their boundaries changed, and for blocks in places or areas newly tracted in 1960.

Housing data from other censuses.—The 1940 Census of Housing was the first to provide housing statistics by blocks. Reports entitled "Block Statistics" were issued as supplements to the first series of housing bulletins. These supplements consisted of separate reports for each of the 191 cities in conterminous United States which had 50,000 inhabitants or more in 1930.

Availability of unpublished data.—There are no unpublished data from the 1960 Census for blocks. All the information that was tabulated is included in this report. However, some unpublished data are available on request for other small areas such as enumeration districts, census tracts, and minor civil divisions.

DEFINITIONS AND EXPLANATIONS

Interpretation of definitions.—Some of the definitions used in 1960 differ from those used in 1950, as indicated below. These changes were made after consultation with users of census data in order to improve the statistics even though it was recognized that comparability would be affected.

The definitions and explanations should be interpreted in the context of the 1960 Census, which employed a combination of self-enumeration, direct interview, and enumerator observation. Some of the information that was required for delineation of

housing units was obtained by the enumerator as part of the procedure to secure complete coverage of all living quarters. Further, condition of a unit was always determined by enumerator observation. The remaining items were completed by self-enumeration, or by direct interview when the household member did not complete the form. For items on the self-enumeration form (the Advance Census Report), the respondent had the explanations and instructions printed on the form.

The definitions below are consistent with the instructions given to the enumerator for items he was to complete himself and for all items which were not completed by the respondent on the self-enumeration form. As in all surveys, there were some failures to execute the instructions exactly. Through the forms distributed to households, the respondents' attention was drawn to some of the explanations of the questions more uniformly than might have been the case in direct interviews. Nevertheless, it was not feasible to give the full instructions to the respondents, and some of their errors have undoubtedly gone undetected.

Total population.—The total population is the count of all persons living in the block. When the population includes persons living in group quarters, the figure is preceded by one asterisk if the proportion in group quarters is less than 10 percent of the total population, and by two asterisks if the proportion is 10 percent or more. If the total population includes persons in group quarters, the count cannot be used in the computation of the average number of persons in occupied housing units.

For places for which the total population includes crews of vessels, the population obtained as the sum of the counts by blocks is less than the total population shown in other census reports. Crews of vessels were not allocated to blocks and, therefore, were excluded from the block tabulations.

Living quarters.—Living quarters were divided into housing units and group quarters. The classification of occupied living quarters as housing units or group quarters was based on information supplied by household members on the Advance Census Report and questions asked by the enumerator where necessary. Delineation of vacant quarters was based partly on the enumerator's observation and partly on information obtained from landlords and neighbors.

A house, an apartment or other group of rooms, or a single room is regarded as a *housing unit* when it is occupied or intended for occupancy as separate living quarters, that is, when the occupants do not live and eat with any other persons in the structure and when there is either (1) direct access from the outside or through a common hall or (2) a kitchen or cooking equipment for the exclusive use of the occupants.

Quarters in which the occupants do not have separate living arrangements are classified as *group quarters*. They are located most frequently in institutions, hospitals, nurses' homes, rooming and boarding houses, military and other types of barracks, college dormitories, fraternity and sorority houses, convents, and monasteries. Group quarters are also located in a house or apartment in which the living quarters are shared by the person in charge and five or more persons unrelated to him. Group quarters are not included in the housing inventory, although the count of persons living in them is included in the total population in table 2.

The inventory of housing units includes vacant as well as occupied units. Newly constructed vacant units were included in the inventory if construction had reached the point that all the exterior windows and doors were installed and the final usable floors were in place. Dilapidated vacant units were included provided they were still usable as living quarters; they were excluded if they were in the process of being demolished or if there was positive evidence that they were to be demolished.

Trailers, tents, boats, and railroad cars were included in the housing inventory if they were occupied as housing units. They

were excluded if they were vacant, used only for extra sleeping space or vacations, or used only for business.

In 1950, the unit of enumeration was the dwelling unit. Although the definition of the housing unit in 1960 is essentially similar to that of the dwelling unit in 1950, the housing unit definition was designed to encompass all private living quarters, whereas the dwelling unit definition did not completely cover all private living accommodations. The main difference between housing units and dwelling units is as follows: In 1960, *separate* living quarters consisting of one room with direct access but without separate cooking equipment qualify as a housing unit whether in an apartment house, rooming house, or house converted to apartment use; in hotels, a single room qualifies as a housing unit if occupied by a person whose usual residence is the hotel or a person who has no usual residence elsewhere. In 1950, a one-room unit without cooking equipment qualified as a dwelling unit only when located in a regular apartment house or when the room constituted the only living quarters in the structure.

The evidence so far available suggests that using the housing unit concept in 1960 instead of the dwelling unit concept as in 1950 had relatively little effect on the counts for large areas and for the Nation. Any effect which the change in concept may have on comparability can be expected to be greatest in statistics for blocks and census tracts. Living quarters classified as housing units in 1960 but which would not have been classified as dwelling units in 1950 tend to be clustered in neighborhoods where many persons live alone in single rooms in hotels, rooming houses, and other light housekeeping quarters. In such areas, the 1960 housing unit count for an individual block may be higher than the 1950 dwelling unit count even though no units were added by new construction or conversion.

Condition and plumbing.—Data are presented on condition and plumbing facilities in combination. The categories represent various levels of housing quality. To measure condition, the enumerator classified each housing unit in one of three categories: Sound, deteriorating, or dilapidated. Plumbing facilities were measured in terms of water supply, toilet and bathing facilities.

Condition.—The enumerator determined the condition of the housing unit by observation, on the basis of specified criteria. Nevertheless, the application of these criteria involved some judgment on the part of the individual enumerator. The training program for enumerators was designed to minimize differences in judgment.

Sound housing is defined as that which has no defects, or only slight defects which are normally corrected during the course of regular maintenance. Examples of slight defects include: lack of paint; slight damage to porch or steps; small cracks in walls, plaster, or chimney; broken gutters or downspouts; slight wear on floors or doorsills.

Deteriorating housing needs more repair than would be provided in the course of regular maintenance. It has one or more defects of an intermediate nature that must be corrected if the unit is to continue to provide safe and adequate shelter. Examples of intermediate defects include: shaky or unsafe porch or steps; holes, open cracks, or missing materials over a small area of the floors, walls, or roof; rotted window sills or frames; deep wear on stairs, floors, or doorsills; broken or loose stair treads or missing balusters. Such defects are signs of neglect which lead to serious structural deterioration or damage if not corrected.

Dilapidated housing does not provide safe and adequate shelter. It has one or more critical defects; or has a combination of intermediate defects in sufficient number to require extensive repair or rebuilding; or is of inadequate original construction. Critical defects result from continued neglect or indicate serious damage to the structure. Examples of critical defects include: holes, open cracks or missing materials over a large area of the floors, walls, roof, or other parts of the structure; sagging floors, walls, or roof; damage by storm or fire. Inadequate original construction includes structures built of makeshift materials and inadequately converted cellars, sheds, or garages not originally intended as living quarters.

In 1950, the enumerator classified each unit in one of two categories, not dilapidated or dilapidated, as compared with the

three categories of sound, deteriorating, and dilapidated in 1960. Although the definition of "dilapidated" was the same in 1960 as in 1950, it is possible that the change in the categories introduced an element of difference between the 1960 and 1950 statistics.

Plumbing.—The category "With all plumbing facilities" consists of units which have hot and cold piped water inside the structure, and flush toilet and bathtub (or shower) inside the structure for the exclusive use of the occupants of the unit. Equipment is for exclusive use when it is used only by the persons in the one housing unit, including any lodgers living in the unit.

The category "Lacking some or all facilities" consists of units which do not have all the plumbing facilities specified above. Units without hot water, toilet, or bathtub (or shower) are included in this category. Also included are units whose occupants share toilet or bathing facilities with the occupants of another housing unit.

The category "Lacking some or all facilities—with flush toilet" consists of units which do not have all plumbing facilities but do have a flush toilet inside the structure. The toilet may be for the exclusive use of the occupants of the unit or shared with the occupants of another housing unit.

The category "Lacking some or all facilities—no flush toilet" consists of units for which there is no flush toilet available in the structure. These units may lack other plumbing facilities also.

The categories of plumbing facilities presented in the 1960 report are not comparable with those in the 1950 report. The 1950 category "No running water or dilapidated" consisted of units that were either dilapidated or lacked running water inside the structure. The category "No private bath or dilapidated" consisted of all the units in the above category plus those units that had running water but lacked a flush toilet or bathtub (or shower) inside the structure for the exclusive use of the occupants.

Occupied housing unit.—A housing unit is occupied if it was the usual place of residence for the person or group of persons living in it at the time of enumeration. Included are units whose occupants were only temporarily absent (for example, on vacation) and units whose occupants had no usual place of residence elsewhere.

A count of unoccupied units may be computed by subtracting the sum of "owner occupied" and "renter occupied" units from total housing units. The count thus obtained, however, may not be a count of vacant units on the market. It includes all types of vacant units—those available for sale or rent as well as dilapidated units, seasonal units, and units held off the market for various reasons.

Tenure.—A housing unit is "owner occupied" if the owner or co-owner lived in the unit, even if it was mortgaged or not fully paid for. All other occupied units are classified as "renter occupied," whether or not cash rent was paid. For example, units occupied in exchange for services rendered are included in the "renter occupied" category, along with units for which a cash payment was made.

Color.—Occupied housing units are classified by the color of the head of the household. The color group designated as "non-white" consists of such races as the Negro, American Indian, Japanese, Chinese, Filipino, Korean, Asian Indian, and Malayan races. Persons of Mexican birth or ancestry who are not definitely of Indian or other nonwhite race are classified as white.

Persons per room.—The number of persons per room was computed for each occupied housing unit by dividing the number of persons by the number of rooms in the unit. The category "1.01 or more persons per room" indicates an average of more than one person to a room.

All persons enumerated in the Census of Population as members of the household were counted in determining the number of persons who occupied the housing unit, including any lodgers, foster children, wards, and resident employees who shared the living quarters of the household head.

Average number of rooms.—The number of rooms includes whole rooms used for living purposes, such as living rooms, dining

rooms, bedrooms, kitchens, finished attic or basement rooms, recreation rooms, lodgers' rooms, and rooms used for offices by a person living in the unit. Not counted as rooms are bathrooms; halls, foyers, or vestibules; closets; alcoves; pantries; strip or pullman kitchens; laundry or furnace rooms; unfinished attics, basements, and other space used for storage; porches, unless they had been permanently enclosed and were suitable for year-round use; and offices used only by persons not living in the unit. A partially divided room, such as a dinette next to a kitchen or living room, was to be counted as a separate room if there was a partition from floor to ceiling, but not if the partition consisted only of shelves or cabinets.

The average number of rooms (arithmetic mean) was computed by dividing the sum of the rooms for each tenure group by the number of owner or renter occupied units, respectively. The tabulation form contained a terminal category of "10 or more" rooms. For purposes of the computation, the terminal category was given a mean value of 11. As a result, 11 rooms is the arbitrary maximum average which could be obtained for any block.

Average value.—Value is the respondent's estimate of how much the property would sell for on today's market (April 1960). Value data are restricted to owner occupied units having only one housing unit in the property and no business. Trailers and units in multiunit structures were excluded from the tabulations.

The average value (arithmetic mean) was computed by dividing the sum of the values by the number of owner occupied units for which value is shown. Value was reported in class intervals, the lowest and highest intervals being "Less than \$5,000" and "\$35,000 or more," respectively. For purposes of the computation, the midpoints of the intervals were used except that a mean of \$3,500 was assigned for values less than \$5,000 and a mean of \$42,000 was assigned for values of \$35,000 or more. As a result, \$3,500 is the arbitrary minimum and \$42,000 is the arbitrary maximum average which could be obtained for any block.

In the computation, average values of less than \$20,000 were rounded downward to the nearest \$500 while average values of \$20,000 or more were rounded downward to the nearest \$1,000. Thus, an average of \$12,700 is shown as \$12,500 while an average of \$26,800 is shown as \$26,000.

In 1950, average value was not computed for owner occupied units separately but was shown in combination with vacant units available for sale. Further, value was tabulated to the nearest hundred dollars in 1950 and so used in the computation.

Average contract rent.—Contract rent is the rent agreed upon, regardless of any furnishings, utilities, or services that may be included. The average contract rent (arithmetic mean) was computed by dividing the sum of the rental amounts by the number of renter occupied units for which cash rent was paid; units for which no cash rent was paid were excluded from the computation. In 1950, average rent was not computed for renter occupied units separately but was shown in combination with vacant units available for rent.

COLLECTION AND PROCESSING OF DATA

Collection of data.—Two basic enumeration forms were used to collect the information for the subjects published for blocks. They were the Advance Census Report and a FOSDIO schedule.

An Advance Census Report was delivered by the Post Office Department, several days before the census date, to each household on postal delivery routes. This form contained questions which were to be answered for every housing unit. They were questions which the household members themselves could answer. Household members were requested to fill the Advance Census Report and have it ready for the census enumerator.

When the enumerator visited the unit, he transcribed the information from the Advance Census Report (ACR) to a FOSDIO schedule, a form specially designed for electronic data processing. If the ACR was not filled for the unit or if the form contained omissions or inconsistencies, the enumerator was instructed to ask the questions and record the answers directly on the FOSDIO schedule. The enumerator used the FOSDIO schedule also for recording information not required by the ACR, namely access to unit (which is pertinent to the identification of a housing unit), condition of unit, and all the information for vacant units. The questions on the FOSDIO form are somewhat briefer than the corresponding questions on the ACR, and the response categories also are abbreviated. Nevertheless, the intent of the questions on the two forms was the same. An illustrative example of the Advance Census Report Form and a portion of the FOSDIO enumeration schedule are shown on pages XIII to XV.

Soon after the enumerator started work, his schedules were examined in a formal field review. This operation was designed to assure at an early stage of the work that the enumerator was performing his duties properly and had corrected any errors he had made.

Electronic processing.—Several steps were required to process the data. First, the enumerator recorded the information by marking appropriate circles on the FOSDIO schedule. This schedule was later microfilmed and the information was read by FOSDIO (Film Optical Sensing Device for Input to Computers) which converted the markings to signals on magnetic tape. The tape, in turn, was processed in an electronic computer, which was used extensively to edit and tabulate the data and to produce the publication tables.

Editing.—In a mass statistical operation, such as a census, human and mechanical errors occasionally arise in one form or another—failure to obtain or record the required information, recording information in the wrong place, misreading position markings, skipping pages, and so on. These were minimized by means of operational control systems. Nonresponses and inconsistencies were eliminated by using the computer to analyze and correct the data or supply the missing entry. In general, little editing was required, although the amount varied by subject and by enumerator.

Whenever information was missing, an allocation procedure was used to assign an entry, thereby eliminating the need for a "not reported" category in the tabulations. The assignment was based on related information reported for the housing unit, or on information reported for a similar unit in the immediate neighborhood. For example, if tenure for an occupied unit was omitted but a rental amount was reported, the computer automatically edited tenure to "rented." On the other hand, if the unit was reported as "rented" but the amount of rent was missing, the computer automatically assigned the rent that was reported for the preceding renter occupied unit.

A similar procedure was used when the reported information was inconsistent. For example, if a housing unit was enumerated as having "no running water" but having both a bathtub (or shower) and flush toilet for the exclusive use of the occupants, the computer edited the water supply to "hot and cold water," a category considered to be consistent with the reported bathing and toilet facilities.

Specific tolerances were established for the number of computer allocations that were acceptable. If the number was beyond tolerance, the data were rejected and the original schedules were re-examined to determine the source of the error. Correction and reprocessing were undertaken as necessary.

Block number edit.—One aspect of the editing involved a procedure for checking the block number entry. On a map showing

blocks, a number was assigned to each block in advance of the enumeration. The enumerator was instructed to assign this number to the housing units that were located within the boundaries of the block as it is drawn on the map.

In some instances, the map suitable for block numbering was several years old and did not recognize construction of new streets or disappearance of others. Insofar as possible, the map was corrected for changes that were discovered prior to enumeration. In other cases, it was not feasible to make corrections. Hence, the map may not reflect the blocks as they exist on the ground. For example, a block as shown on the map may have been divided into two blocks. The housing units in the newly subdivided blocks would be assigned the one block number shown on the map. On the other hand, two blocks as shown on the map may have been merged into one. In the enumeration and in the editing, the intent was to identify which housing units were physically located in each of the two former blocks and assign the respective block number to each portion, even though only one block existed at the time of enumeration. Occasionally, blocks shown on the map have disappeared because of widespread demolitions, such as those accompanying new highway construction or industrial development. Such block numbers appear on the map but do not appear in table 2.

As with other items in a large scale operation, there were some errors in reporting block numbers. Although it was possible to identify and correct some of the errors, it was not possible or feasible to detect and correct others. For example, when an enumerator copied the wrong block number to the FOSDIC schedule or when he forgot to use another block number when he moved from one block to the next, it was usually not possible to detect the error in the editing.

Editing of block numbers was accomplished largely in the electronic computer. A control tape, listing the block numbers shown on the map for each enumeration district (an area assigned to one enumerator), was used by the computer to check against the block numbers recorded on the FOSDIC schedules by the enumerator. When a block number appeared on the FOSDIC schedule that was not listed on the control tape, the computer assigned the block number reported on the preceding FOSDIC page. The same procedure was followed when the block number was omitted from the FOSDIC schedule. When four or fewer housing units were involved, the computer automatically made the assignment. When more than four units were involved, however, a clerical edit was performed. The clerical edit made

it possible to check these block numbers so that the statistic would be consistent with the maps as drawn.

In the clerical edit, the addresses of the housing units involved were checked with the map, the enumerator's records were examined for comments and explanations, and block number were assigned as appropriate. Clerical edit was required also when the control tape contained block numbers which were not reported by the enumerator. If the enumerator reported there were no living quarters in the block, no further action was necessary. Otherwise, corrections were made according to the addresses of the units.

Accuracy of the data.—Block statistics provide the basis for studies which require housing data for small land segments. Blocks are the smallest areas for which housing data from the 1960 Census are provided. Such items as the delineation of living quarters into housing units and the classification of the condition of a unit were determined by the enumerator, and information for one block almost always represents the work of one enumerator. Therefore, users of the data should bear in mind that misinterpretation of the instructions or variation in interpretation of responses may lead to a wider margin of relative error and response variability in data for blocks than may be expected in data for census tracts or other larger areas. The systematic field review early in the enumeration corrected some of the errors arising from enumerator misunderstanding.

For the remaining characteristics, those which the household members reported on the ACR, the potential effect of individual enumerators on the data has been nullified to the extent that self-enumeration provided the response. The self-enumeration form provided uniform explanations and called attention to the response categories in a uniform manner.

Some innovations in 1960 reduced errors in processing and others produced a more consistent quality of editing. The elimination of the card punching operation removed one important source of error. The extensive use of electronic equipment ensured a more uniform and more flexible edit than could have been accomplished manually or by less intricate mechanical equipment. It is believed that the use of electronic equipment in the 1960 Census has improved the quality of the data compared with that of earlier censuses but, at the same time, it has introduced an element of difference in the statistics.

A more comprehensive statement on concepts and on the collection and processing of the 1960 Census data is to be found in the United States Summary, Volume I of the Housing Reports.

PORTION OF FOSDIC ENUMERATION SCHEDULE, Form 60PH-2

Budget Bureau No. 41-5910
Approval expires 12-31-60

U.S. DEPARTMENT OF COMMERCE—BUREAU OF THE CENSUS
1960 CENSUS OF POPULATION AND HOUSING

Form **60 PH-2**

1. Block No. **PH-2**

2. Page No. **2**

EXAMPLE

P2. Name—Enter last name first.

Line	Sex	Color or race	Relationship to head of household	Marital status	Month of birth	Decade of birth	Specific year of birth	Marital status—In the new
1	Male	White	Head of household	Never married	Jan 1940	1940-49	1940	Never married
2	Female	White	Wife of head	Married	Jul 1940	1940-49	1940	Married
3	Female	White	Daughter	Never married	Jan 1950	1950-59	1950	Never married
4	Female	White	Daughter	Never married	Jul 1950	1950-59	1950	Never married
5	Male	White	Other relative	Never married	Jan 1950	1950-59	1950	Never married
6	Male	White	Other relative	Never married	Jul 1950	1950-59	1950	Never married
7	Male	White	Other relative	Never married	Jan 1950	1950-59	1950	Never married

THESE ITEMS ARE TO BE FILLED FOR ALL HOUSING UNITS, WHETHER OCCUPIED OR VACANT.

141. House no. and apartment or room no.	142. Type of housing unit	143. Access to unit	144. Kitchen equipment	145. Bathing	146. How many units in this house?	147. Occupancy	148. Condition	149. Heating	150. Hot water	151. Is this unit occupied?	152. Vacancy status	153. Description of property	154. What is the price asked for this property?	155. What is the monthly rent for this unit?
204	House, detached	Direct from outside of common wall	For exclusive use	Running water in structure	1	Occupied	Sound	None	None	Occupied	For rent	Under \$5,000	Under \$5,000	0
	Trailer	Through wall	Shared or none	Hot and cold	2	Vacant	Deteriorating	None	None	For sale only	For sale only	5,000-7,400	5,000-7,400	1
			Shared or none	Cold only	3	Migratory wkr	Dilapidated	None	None	For occasional use	For occasional use	7,500-9,900	7,500-9,900	2
			None	Run, water outside	4	Seasonal	None	None	None	Other vacant	Other vacant	10,000-14,900	10,000-14,900	3
				Mr. running water	5							15,000-19,900	15,000-19,900	4
					6							20,000-24,900	20,000-24,900	5
					7							25,000-29,900	25,000-29,900	6
					8							30,000-34,900	30,000-34,900	7
					9							35,000 or over	35,000 or over	8
					10+									9



U.S. DEPARTMENT OF COMMERCE
BUREAU OF THE CENSUS



ADVANCE CENSUS REPORT FORM FOR THE
1960 CENSUS OF POPULATION AND HOUSING

Dear Householder:

This Government report form is for you to fill out before the Census Taker calls to take the 1960 Census of Population and Housing. The enclosed example will serve as a guide to help you put down the required answers for each member of your household.

If you will have the form ready for the Census Taker by April 1, you can help speed up the Census and reduce costs. In order to make the results more accurate, you are asked to consult other members of your household, if necessary, to get the dates of birth and other facts. Any visitors who stayed overnight in your home on Thursday, March 31, 1960 should be listed in Section C of the report.

As provided in the Constitution, the Census count will determine the number of seats in Congress to be apportioned to each State. The information which you give will also help Government and business in developing their plans, which may affect all of us.

In one out of every four homes, extra questions will be asked. That home is picked by chance, so that no one knows in advance whether it will be yours or your neighbor's. When the Census Taker comes, he will tell you if your household has been chosen.

The information that you are required to furnish is held confidential by law. Your Census report cannot be used for purposes of taxation, investigation, or regulation.

Sincerely yours,

Robert W. Burgess

ROBERT W. BURGESS, Director
Bureau of the Census

DO NOT MAIL—HAVE READY FOR CENSUS TAKER

CONFIDENTIAL—The Census is required by the United States Constitution and further authorized by 13 U.S.C. 9, 14, 221. The law requires that the inquiries be answered completely and accurately, and that the information furnished will be accorded confidential treatment. The Census report cannot be used for purposes of taxation, investigation, or regulation.

FORM 8991-4

SECTION D—These questions are about the places where you and the people you listed in Section A live. They refer to your house or the part of the house which you occupy, or to the apartment, flat, or rooms in which you live.

H5. Do you have a kitchen or cooking equipment? (Check one)
 For use of the people in your household only (those you listed in Section A)? Yes No
 Shared with another household or no cooking equipment? Yes No

H8. How many rooms are in your house or apartment? (Count a kitchen or a room but do not count bathrooms)
 Number of rooms... 7

H9. Is there hot and cold running water in this house or building? (Check one)
 Hot and cold running water inside the house or building
 Only cold running water inside
 Running water on property but not inside building
 No running water

H10. Is there a flush toilet in this house or building? (Check one)
 Yes, for the use of this household only
 Yes, but shared with another household
 No flush toilet for the use of this household

H11. Is there a bathtub or shower in this house or building? (Check one)
 Yes, for the use of this household only
 Yes, but shared with another household
 No bathtub or shower for the use of this household

H12. Is the house, part of the house, or apartment in which you live: (Check one)
 Owned or being bought by you or someone else in your household?
 Rented for cash?
 Occupied without payment of cash rent?

HOME OWNERS AND BUYERS PLEASE ANSWER THIS QUESTION

H13. About how much do you think this property would sell for on today's market? (Check one)
 Under \$5,000 \$5,000 to \$7,400 \$7,500 to \$9,900 \$10,000 to \$12,400 \$12,500 to \$14,900 \$15,000 to \$17,400 \$17,500 to \$19,900 \$20,000 to \$24,900 \$25,000 to \$34,900 \$35,000 or more

RENTERS PLEASE ANSWER THIS QUESTION

H16. If you pay your rent by the month—
 What is your monthly rent? \$ (nearest dollar) 00
 OR
 If you pay your rent by the week or some other period of time—
 What is your rent and what period does it cover?
 \$ (nearest dollar) 00 per week (week, year, etc.)

SECTION E—PLEASE FILL SECTION E

1. Does anyone else live in this building or anywhere else on this property?
 Yes No

2. As far as you know, are there any vacant apartments or vacant rooms for rent in this building or elsewhere on this property?
 Yes No

3. Name of person who filled this form
Alexander J. Vernon

4. Your address (House number, street, city, State)
204 Linn Ave., Leachak, Ohio

5. Your telephone No.
Area 2-7296

SECTION F—FOR CENSUS TAKER'S USE ONLY

1. E.D. No.
 a. Recorded as 1 HU.
 b. Revised.

2. Page No.

3. Housing date on AGR

Fill Inside Page for Population Census

HOLD THIS REPORT FOR THE CENSUS TAKER—DO NOT MAIL

U.S. GOVERNMENT PRINTING OFFICE: 1959 O-13788

Revised November 1959, 41-5822. Approved effective December 31, 1960.

EXAMPLE

DO NOT LIST—

- College students who are away at college (or who are here only on vacation).
- Persons stationed away from here in the Armed Forces.
- Persons away in institutions, such as a sanitarium, nursing home, home for the aged, mental hospital.

They will be counted here.

PLEASE BE SURE TO LIST—

- All members of your family living with you, including babies.
- All other relatives living here.
- Lodgers and boarders living here.
- Servants, hired hands, others not related to you who are living here.
- Any one else staying here but who has no other home.

ALSO LIST—

Persons who usually live here but who are away temporarily on business, on vacation, or in a general hospital.

SECTION A—In this section list:

- Everyone who usually lives here, whether related to you or not.
- All persons staying here who have no other home.

Line No.	Last name	First name	Middle initial	What is the relationship of each person to the head of this household? (For example, wife, son, daughter, grandson, mother-in-law, lodger, lodger's wife)	Male or Female (M or F)	Is this person— White Negro American Indian Japanese Chinese Filipino Puerto Rican Port Hawaiian Aleut Eskimo (etc.)?	When was this person born? Month Year	Is this person— Married Widowed Separated Single (never married)? (Leave blank for children born after March 31, 1949)	Line No.
1	Vernon	Alexander	J. K.	HEAD OF HOUSEHOLD	M	White	July 1918	Married	1
2	Vernon	Estelle	O.	Wife	F	White	April 1925	Married	2
3	Vernon	Marcia	R.	Daughter	F	White	June 1949		3
4	Vernon	Carol	R.	Daughter	F	White	May 1953		4
5	Vernon	Alexander, Jr.	J. H.	Son	M	White	January 1960		5
6	Brayner	George	H.	Lodger	M	White	October 1937	Single	6
7									7
8									8
9									9
10									10

SECTION B—NEXT: Please answer the questions in this section to help the Census Taker count your household correctly.

1. Does more than one family live in this home?
 Yes No

If "Yes," do they live and eat with your family?
 Yes No

If "Yes," write name(s) here:
 Miller, Susan J.

Be sure they are listed in Section A, above.

2. Is there anyone listed in Section A who is away from home now?
 Yes No

If "Yes," write name(s) here:

SECTION C—List below all persons who were staying here overnight on Thursday, March 31, 1960, except those you have already listed in Section A. Give their home addresses so that the Census Bureau can make sure it counts these people.

Name of visitor (If there are more than 2 names, use an additional sheet)	What is the relationship of this person to the head of the household where he usually lives?	Male or Female (M or F)	Is this person— White Negro Hispanic (etc.)?	When was this person born? Month Year	Is this person— Married Widowed Separated Single (never married)? (Leave blank for children born after March 31, 1949)	Home house number and street	Home city or town postal zone	Home State	If visitor's home is in a rural area— Box No., Rural Route No., and full description of location	Is there anyone here to report this person? (11)
Wood, James J.	Head	M	White	August 1892	Widowed	Steady Hook Road	Thunderberg	Connecticut	Box 12, R.R. 4, Steady Hook Road, Thunderberg, Connecticut with U.S.A.	Yes <input type="checkbox"/> No <input checked="" type="checkbox"/>

PLEASE ANSWER QUESTIONS IN SECTIONS B AND C ON BACK PAGE

City Block Characteristics

Table 2.—CHARACTERISTICS OF HOUSING UNITS, BY BLOCKS: 1960—Con.

["Total population" contains no persons in group quarters unless preceded by asterisk; one asterisk (*) denotes less than 10 percent; two asterisks (**), 10 percent or more]

Blocks within block numbering areas	Total population	All housing units by condition and plumbing									Occupied housing units							
		Total	Sound			Deteriorating			Dilapidated	Owner occupied			Renter occupied			Occupied by non-white	1.01 or more persons per room	
			Total	With all plumbing facilities	Lacking some or all facilities	Total	With all plumbing facilities	Lacking some or all facilities		Total	Average value (dollars)	Average number of rooms	Total	Average contract rent (dollars)	Average number of rooms			
								With flush toilet										No flush toilet
49...	34	13	13	13	12	13000	4.7	1	
50...	107	30	30	29	23	13500	5.4	7	...	89	4.0	...	
51...	78	25	25	25	23	15500	5.0	
52...	46	12	12	12	12	17000	5.0	
53...	101	25	25	25	23	17500	5.5	2	
54...	68	17	17	17	15	14500	5.0	2	
55...	14	4	
56...	32	9	8	8	8	21000	5.9	1	
57...	31	8	8	8	6	16000	7.3	2	
58...	103	25	18	18	21	12500	5.3	3	
59...	70	18	13	13	17	11500	4.6	1	
60...	60	15	13	13	13	12000	4.7	2	
61...	56	12	8	8	12	12000	5.8	
62...	71	18	14	14	15	17000	4.9	3	
63...	49	15	12	12	13	13500	4.8	1	
64...	37	12	9	9	10	14000	4.5	1	
65...	92	29	24	24	26	13000	4.7	2	
66...	*380	105	94	92	2	9	6	85	15500	5.3	10	62	4.5	1	12	
67...	99	27	27	27	23	14500	4.5	4	6	
68...	112	31	29	29	28	14500	4.6	3	2	
69...	110	30	30	30	30	14000	4.6	4	
70...	68	22	16	16	13	13500	4.5	9	67	3.9	...	4	
71...	*59	14	10	10	12	10500	6.1	2	1	
72...	47	17	10	10	11	8000	6.3	6	73	4.0	...	4	
73...	69	18	12	12	15	9000	5.1	3	1	
74...	57	15	14	14	13	9500	5.9	2	1	
75...	56	14	12	12	13	9500	5.5	1	2	
76...	33	11	9	8	1	2	1	10	9000	6.0	1	1	
77...	50	14	10	10	13	8000	5.6	1	1	1	
78...	50	17	10	10	12	7500	5.1	5	64	4.0	...	2	
79...	34	12	8	8	8	8000	5.5	4	1	2	
81...	78	24	14	14	12	7000	5.3	12	65	4.1	...	4	
82...	75	20	16	16	11	6500	5.6	8	62	5.4	...	2	
83...	59	20	15	15	16	7500	5.6	4	2	1	
84...	62	22	16	16	17	8000	5.7	4	2	1	
85...	82	22	17	17	15	9500	5.9	7	75	5.0	...	1	
86...	60	23	20	20	13	12000	5.2	9	75	3.8	...	2	
87...	53	16	15	13	2	1	1	13	10500	4.6	3	2	
88...	57	17	12	12	17	10000	5.1	3	1	
89...	62	18	16	16	13	11000	5.3	4	2	
90...	80	24	24	24	20	13000	4.7	4	2	
91...	46	14	11	11	14	9500	5.9	
92...	60	17	13	13	14	10000	5.9	
93...	64	19	13	13	11	10000	5.5	7	64	4.9	1	...	
94...	68	18	12	12	11	10500	5.5	7	88	3.0	...	5	
95...	48	16	14	14	13	10500	5.3	
96...	48	19	17	17	14	9000	5.2	5	1	
97...	61	18	13	11	2	5	5	11	8500	4.9	7	61	4.7	1	...	
98...	107	24	11	11	...	13	10	3	...	15	7500	5.2	9	55	4.6	...	7	
99...	70	21	3	3	...	18	18	9	6000	4.7	11	62	2.9	...	6	
100...	50	14	2	2	...	11	6	5	...	8	5500	4.6	6	53	4.0	2	4	
101...	130	43	15	13	2	20	18	2	...	33	6000	5.2	9	54	4.2	2	2	
102...	156	40	14	14	...	6	3	3	...	20	6500	5.3	24	50	4.4	2	12	
103...	49	16	10	10	...	6	6	7	9000	6.0	8	50	4.8	...	2	
104...	52	21	17	12	5	2	2	13	7500	4.8	8	53	3.6	1	1	
105...	71	26	17	17	...	8	5	2	...	14	7500	5.6	9	59	4.6	...	1	
106...	62	20	12	8	4	8	7	1	...	17	8000	5.8	3	2	
107...	46	15	9	9	...	5	4	1	...	11	9000	5.7	3	1	
108...	52	18	17	17	...	1	1	13	8500	5.7	5	73	4.4	
109...	54	16	15	15	...	1	1	15	8500	5.2	1	
110...	72	18	12	12	...	5	5	14	10500	5.8	3	2	
111...	46	17	15	14	1	2	2	12	6500	5.0	4	1	
112...	44	14	9	9	...	4	4	8	10500	5.0	6	65	5.2	
113...	51	17	15	15	...	2	2	14	11500	5.0	1	2	
114...	74	27	22	21	1	5	5	21	11000	5.2	6	67	4.7	...	1	
115...	94	26	25	25	...	1	1	22	12000	5.2	4	2	
116...	48	16	16	16	16	10500	4.2	1	
117...	19	9	9	9	8	11000	5.3	
118...	28	10	10	10	8	11000	4.9	2	
119...	36	11	11	11	8	12000	6.0	3	1	
120...	45	13	11	11	...	2	1	1	...	11	8500	4.9	2	1	1	
121...	15	4	9	
122...	61	20	2	2	...	15	9	6	...	15	7000	5.4	15	59	3.9	...	3	
123...	93	30	12	11	1	16	11	7	...	13	7000	4.7	7	53	4.7	...	2	
124...	55	20	14	12	2	6	6	3	...	14	7500	5.1	9	63	3.8	...	2	
125...	67	23	15	13	2	8	5	3	...	9	8000	5.2	6	69	3.8	
126...	33	18	12	11	1	6	6	4	...	15	8500	5.7	10	66	3.2	...	3	
127...	80	25	22	19	3	3	3	19	11500	6.2	2	
128...	67	21	21	21	16	12000	5.6	2	
129...	43	19	19	19	
130...	54	21	21	21	18	10000	5.2	3	
131...	108	38	37	37	...	1	1	35	11500	4.7	3	4	
132...	110	42	41	41	...	1	1	38	12000	5.2	4	1	
133...	61	23	23	22	1	12	11500	5.8	8	79	4.0	...	1	
134...	53	21	21	20	1	13	12500	5.8	6	74	4.3	
135...	61	29	29	27	2	10	12500	5.8	19	67	3.3	
136...	131	43	34	32	2	2	2	22	9500	5.3	19	62	4.1	...	6	

City Block Characteristics

Table 2.—CHARACTERISTICS OF HOUSING UNITS, BY BLOCKS: 1960—Con.

["Total population" contains no persons in group quarters unless preceded by asterisk: one asterisk (*) denotes less than 10 percent; two asterisks (**), 10 percent or more]

Blocks within block numbering areas	Total population	All housing units by condition and plumbing								Occupied housing units								
		Total	Sound			Deteriorating			Dilapidated	Owner occupied			Renter occupied			Occupied by non-white	1.01 or more persons per room	
			Total	With all plumbing facilities	Lacking some or all facilities	Total	With all plumbing facilities	Lacking some or all facilities		Total	Average value (dollars)	Average number of rooms	Total	Average contract rent (dollars)	Average number of rooms			
								With flush toilet										No flush toilet
2...	34	8	8	8	5	17000	6.6	3	1
3...	58	19	18	18	14	13500	5.4	5	106	5.4
4...	87	24	22	22	17	16000	6.0	7	94	5.3
5...	102	32	32	32	22	15500	5.4	9	90	4.3	1
7...	41	13	13	13	12	20000	5.6
8...	75	21	21	21	18	26000	5.6	3	1
9...	50	16	16	16	14	29000	6.4
10...	63	18	18	18	18	17500	5.6	1
11...	45	13	13	13	13	18000	5.8	1
12...	27	8	8	8	8	23000	5.9
13...	55	16	16	16	16	23000	5.9
14...	71	20	20	20	17	16500	5.3	3	1
15...	100	33	33	33	32	24000	5.5
16...	112	36	36	36	35	24000	5.4	2
17...	45	15	15	15	15	32000	5.9
18...	102	35	35	35	34	25000	5.9	1	2
19...	137	47	46	46	40	17000	4.9	7	112	4.6	2
20...	362	113	106	105	1	6	5	1	1	85	13500	4.9	26	80	3.9	11
21...	622	260	260	260	58	16000	5.5	190	100	3.6	12
22...	102	32	32	32	30	21000	6.0	1	1
23...	159	57	53	50	3	4	4	43	15000	5.3	12	76	3.6	6
24...	43	14	14	14	13	17000	5.6	1
25...	**149	2
26...	55	15	15	15	15	23000	5.8
27...	52	14	14	14	14	17500	5.4	1
28...	93	25	25	25	24	17500	5.5	1	3
29...	151	38	38	38	35	16000	5.6	3	3
30...	130	35	35	35	33	15500	5.5	1	3
31...	74	20	20	20	20	18000	6.1	1
32...	35	10	10	10	8	16000	5.9	2
33...	92	33	33	33	31	16000	5.5	2
34...	67	28	28	28	25	15000	5.6	3	2
35...	131	43	43	43	37	15500	5.7	6	100	5.3	2
36...	150	50	48	47	1	2	2	38	15000	5.7	11	99	5.8	2
37...	74	24	23	22	1	1	1	17	13500	6.1	7	99	5.1
38...	53	15	15	15	14	16500	6.4
39...	62	22	22	22	22	25000	6.3
40...	75	23	23	23	22	26000	6.5	1
41...	31	12	12	12	12	30000	7.2
42...	46	14	14	14	14	35000	8.0
43...	98	34	30	30	...	4	4	31	27000	6.6	3
44...	24	11	11	11	9	32000	7.7
45...	60	22	22	22	20	22000	6.2	2
46...	31	12	12	12	12	19000	5.4
47...	93	32	32	32	28	18500	6.2	4
48...	55	22	22	22	21	18500	6.2	1
49...	**81	23	22	22	...	1	1	17	20000	7.3	5	...	2.8
50...	71	27	27	25	2	23	14000	5.3	3	1
51...	81	27	27	27	25	15000	5.6	2	1
52...	108	34	34	34	34	16000	5.5
53...	88	28	28	28	27	15500	5.6	1	1
54...	82	22	22	22	20	18000	5.9	1	1
55...	69	22	22	22	21	17000	5.5	1
56...	82	24	24	24	21	16500	5.1	3	1
57...	37	15	15	15	14	13500	4.9	1	1
59...	125	40	39	38	1	1	1	29	12000	4.8	11	81	3.9	4
60...	93	29	27	27	...	2	1	22	12000	4.9	6	75	4.7	3
61...	117	35	35	34	1	29	14000	5.8	6	89	3.8	2
62...	133	42	35	33	2	6	6	38	11500	5.2	4	4
63...	16	6	5	5	...	1	1	5	11000	5.2	1
64...	69	26	25	24	1	1	1	24	11500	5.3	2
65...	78	27	24	24	...	2	2	24	12000	5.4	3	1
67...	93	32	31	31	...	1	1	23	12000	4.8	9	93	4.7
68...	78	29	28	28	...	1	1	24	13000	5.1	4	2
69...	73	34	33	33	31	10500	4.7	3	1
70...	100	36	35	33	2	1	1	32	11000	5.1	4
71...	106	39	37	35	2	1	1	31	11500	5.4	7	86	4.4	1
72...	39	13	8	8	...	5	5	5	8500	5.2	7	78	4.4
73...	53	17	12	11	1	5	5	11	7500	4.6	6	71	5.0	2
74...	32	11	11	9	2	7	...	4.7	4	3
75...	137	51	51	50	1	38	12000	5.5	12	74	3.6	1
76...	146	49	49	49	40	11500	4.9	7	...	5.0	5
77...	158	32	32	30	2	21	11	31	10000	4.9	23	66	3.9	3
78...	70	29	27	22	5	2	2	15	9000	5.6	12	46	3.8	1
79...	7
81...	47	15	15	15	12	15000	5.3	3
82...	137	40	40	40	40	16500	5.8	1
83...	38	10	10	10	9	15000	5.8	1
84...	72	26	26	26	24	18000	5.6	2
85...	59	26	26	26	22	18500	5.6	3
86...	58	25	25	25	25	16500	5.7
87...	67	26	25	25	...	1	1	25	15500	5.6	1
88...	88	31	28	25	3	2	2	21	13000	5.1	9	72	4.0	2
89...	86	32	32	32	25	14000	5.8	7	69	3.1
90...	115	47	47	39	8	25	13500	5.6	21	76	3.0	2
91...	85	31	29	26	3	2	2	16	12000	5.6	15	80	3.4
92...	112	33	31	29	2	2	2	19	10000	6.2	14	74	4.6	3

Table 2.—CHARACTERISTICS OF HOUSING UNITS, BY BLOCKS; 1960—Con.

["Total population" contains no persons in group quarters unless preceded by asterisk; one asterisk (*) denotes less than 10 percent; two asterisks (**), 10 percent or more]

Blocks within block numbering areas	Total population	All housing units by condition and plumbing								Occupied housing units							
		Sound				Deteriorating				Owner occupied			Renter occupied			Occupied by non-white	1.01 or more persons per room
		Total	With all plumbing facilities	Lacking some or all facilities	Total	With all plumbing facilities	Lacking some or all facilities	Dilapidated	Total	Average value (dollars)	Average number of rooms	Total	Average contract rent (dollars)	Average number of rooms			
					With flush toilet	No flush toilet											
93...	108	40	34	6	21	11000	5.6	19	66	3.7	...	4	
94...	148	56	47	9	31	11000	4.9	24	74	3.6	...	4	
95...	125	49	40	8	1	1	28	11000	5.3	21	63	3.4	...	1	
96...	**46	1	
97...	6	2	
98...	101	30	26	4	4	4	25	10000	5.6	5	85	4.0	...	4	
99...	105	32	19	13	12	1	25	8500	5.4	7	73	5.1	...	1	
100...	**135	30	4	...	1	1	25	30	52	3.3	...	2	
102...	111	53	46	33	7	4	21	9000	5.6	28	53	2.9	...	1	
103...	111	57	50	42	8	3	24	11500	5.1	31	80	2.9	...	2	
104...	84	29	26	20	6	3	15	12500	5.1	14	80	3.4	...	4	
105...	114	51	48	40	8	3	19	11000	5.1	31	67	3.3	1	2	
106...	136	47	43	40	3	4	21	12500	5.9	26	68	3.3	...	3	
107...	**96	26	26	26	16	19000	6.3	10	109	4.2	
108...	144	43	43	43	39	17000	6.3	4	2	
109...	64	17	17	17	17	19000	6.4	1	
110...	152	44	44	42	2	32	15500	5.8	12	86	4.3	...	2	
111...	171	74	70	70	...	4	25	17500	6.1	49	98	3.7	...	1	
112...	122	40	40	35	5	21	13500	6.1	18	78	4.6	...	1	
113...	118	47	46	40	6	1	16	12000	5.5	31	74	3.5	...	4	
114...	114	47	45	37	8	2	25	12000	6.5	21	60	3.5	...	3	
115...	139	62	48	35	13	13	14	16500	5.4	47	102	2.7	...	7	
116...	191	80	74	61	13	6	22	14000	5.1	58	122	3.2	...	4	
117...	131	71	63	43	20	3	12	14500	6.3	58	83	3.0	...	4	
118...	143	78	69	64	5	9	15	20000	6.1	61	84	3.3	
119...	84	22	21	21	...	1	19	14500	5.9	3	1	
120...	19	7	7	7	7	20000	5.3	
121...	28	8	7	7	...	1	6	27000	7.5	2	
122...	13	6	5	5	3	3	
123...	31	8	8	8	8	29000	6.1	
124...	86	25	25	25	25	33000	7.2	
126...	43	11	11	11	9	40000	7.0	1	
127...	247	80	79	79	...	1	73	27000	6.7	6	141	4.2	...	4	
128...	36	12	12	12	11	23000	5.4	1	
129...	38	14	14	14	14	19000	5.6	1	
130...	42	16	16	16	13	16500	5.1	3	
131...	40	16	16	16	15	18500	5.7	1	
132...	34	12	12	12	10	16500	5.0	2	1	
133...	50	15	15	15	14	16500	5.6	1	
134...	9	2	
135...	136	38	37	35	2	1	29	29000	7.2	9	107	5.1	...	2	
136...	37	13	13	13	12	19000	6.1	
137...	72	31	31	30	1	15	28000	6.6	15	96	3.5	
138...	98	43	43	28	15	12	20000	6.5	31	63	2.3	...	7	
139...	150	71	71	42	29	22	13000	5.0	49	63	2.7	...	3	
140...	90	52	52	36	16	5	...	5.2	45	73	2.9	...	2	
141...	*106	45	41	31	10	4	10	13000	6.2	33	75	3.0	...	1	
142...	115	63	63	47	16	17	14000	5.0	45	62	2.8	
143...	60	36	36	31	5	10	16000	6.4	26	70	3.1	
144...	*116	55	55	41	14	18	13500	5.1	37	73	3.0	...	1	
145...	63	23	23	19	4	15	19500	6.7	8	69	3.1	
146...	48	15	15	14	1	11	16000	5.8	4	3	
147...	71	22	22	22	18	16500	6.3	4	
148...	*37	11	11	9	2	9	17500	6.6	2	
149...	58	21	21	19	2	20	25000	7.5	1	
150...	32	12	12	12	10	32000	7.7	2	
151...	64	17	17	17	15	34000	8.5	2	
152...	55	18	18	18	18	33000	8.8	
153...	74	19	19	19	18	33000	8.2	1	
154...	32	12	12	12	12	33000	7.9	
155...	65	18	18	18	18	36000	8.3	
156...	20	7	7	7	6	32000	6.8	1	1	
160...	14	3	
161...	37	10	10	10	9	32000	6.2	
162...	29	10	10	10	10	30000	6.0	
163...	109	32	32	32	30	30000	6.0	1	
164...	11	3	
165...	96	38	38	38	30	25000	5.5	7	86	5.0	
166...	45	14	14	14	13	36000	7.9	1	
167...	15	6	6	6	6	24000	6.7	
168...	94	27	27	27	27	31000	7.8	
169...	73	23	23	23	23	26000	7.3	
170...	85	26	26	26	24	34000	8.7	1	
171...	68	23	23	23	22	28000	7.5	
172...	38	10	10	10	10	37000	9.9	
173...	117	34	34	34	29	31000	8.2	4	1	
174...	52	14	14	14	11	29000	8.6	2	
175...	37	13	13	13	11	22000	7.9	
176...	19	7	7	7	7	17000	6.9	
177...	103	33	33	33	30	16000	6.3	3	1	
178...	109	34	34	34	28	14500	6.0	5	98	5.4	...	1	
179...	106	30	30	29	1	27	15500	6.6	3	1	
180...	114	38	38	38	35	23000	7.2	3	
181...	123	34	31	31	...	3	28	16000	6.9	5	...	6.2	
182...	115	36	36	36	30	15500	6.7	4	
183...	104	33	32	31	1	1	28	16000	6.6	4	1	
184...	120	33	29	27	2	4	24	15000	5.9	8	85	4.9	...	3	

City Block Characteristics

Table 2.—CHARACTERISTICS OF HOUSING UNITS, BY BLOCKS: 1960—Con.

["Total population" contains no persons in group quarters unless preceded by asterisk; one asterisk (*) denotes less than 10 percent; two asterisks (**), 10 percent or more]

Blocks within block numbering areas	Total population	All housing units by condition and plumbing								Occupied housing units							
		Total	Sound			Deteriorating			Dilapidated	Owner occupied			Renter occupied			Occupied by non-white	1.01 or more persons per room
			Total	With all plumbing facilities	Lacking some or all facilities	Total	With all plumbing facilities	Lacking some or all facilities		Total	Average value (dollars)	Average number of rooms	Total	Average contract rent (dollars)	Average number of rooms		
185...	92	31	30	26	4	2	1	1	...	21	13000	6.0	10	79	4.1	...	1
186...	106	32	29	27	2	3	3	3	...	24	14500	6.1	8	93	5.6
187...	94	26	26	19	7	18	16000	7.1	8	65	2.9	...	1
188...	55	22	22	19	3	16	16000	6.7	6	72	2.8
189...	100	30	22	21	1	8	8	8	...	23	13500	5.9	6	88	5.0
190...	3	3
191...	88	29	29	27	2	20	15000	6.4	9	79	3.7	...	1
192...	89	30	30	28	2	17	15500	6.4	12	87	3.8
193...	**67	26	26	26	14	15000	5.8	11	79	3.7
194...	83	35	33	32	1	2	2	2	...	14	14500	5.8	21	93	4.9
195...	**34	9	9	9	6	17000	5.7	3
197...	144	72	72	53	19	30	12500	5.2	40	71	3.0
198...	179	74	74	62	12	25	12500	5.2	48	72	3.4	...	4
199...	*168	71	58	46	12	13	13	13	...	29	13000	5.8	38	71	3.0	...	1
200...	66	22	22	22	17	12500	6.0	5	82	4.4	...	2
201...	90	37	37	33	4	17	12000	5.6	20	95	3.6	1	...
202...	86	24	24	24	21	15000	6.4	3	1
203...	78	22	22	21	1	20	20000	7.7	2
204...	84	21	21	20	1	19	19000	7.7	2	1
205...	90	25	25	25	23	21000	7.1	1
206...	22	6	6	6	5	21000	6.8
207...	44	10	10	10	9	22000	7.1	1
208...	38	14	14	14	13	20000	6.6
209...	137	43	43	43	40	19000	6.4	3	1
210...	105	38	35	35	...	2	2	2	1	37	17500	5.6	1	1
211...	105	40	38	38	2	34	14500	4.9	6	99	4.5	...	1
212...	32	12	12	12	10	15500	4.7	2
213...	28	9	9	9	9	21000	5.4
214...	47	15	15	15	13	36000	6.2	1
215...	1	1
216...	64	19	19	19	17	34000	6.4
217...	32	8	8	8	8	33000	6.3
218...	397	103	101	100	1	1	1	1	1	100	26000	5.9	9
219...	77	19	19	19	19	21000	5.5	1
220...	164	45	45	45	40	18500	5.3	2	4
221...	68	23	23	23	22	28000	5.7	1	2
222...	30	10	10	10	10	20000	5.4
223...	36	11	10	10	...	1	1	1	...	11	15000	4.9
224...	231	65	64	63	1	1	1	1	...	63	16500	5.6	2	3
225...	63	20	20	20	18	20000	6.5	2
226...	29	16	16	16	15	22000	7.4	1
227...	27	10	9	9	...	1	1	1	...	8	29000	7.1	2
228...	15	5	5	5	5	21000	7.2
229...	54	18	18	18	17	22000	6.9	1
230...	38	12	12	12	11	17000	7.4	1
231...	119	31	31	31	...	2	2	2	...	30	19500	7.7	1	1
232...	90	28	26	26	...	2	2	2	...	20	15000	6.3	7	78	5.0	...	2
233...	90	34	29	29	...	5	2	3	...	18	13000	5.9	16	79	3.5	1	2
234...	77	26	26	26	14	12000	5.4	12	88	5.0
235...	159	65	47	43	4	18	18	18	...	29	12500	5.7	35	81	3.4	...	4
236...	*128	49	29	24	5	20	19	1	...	28	11000	5.8	18	80	3.9	...	3
237...	136	45	35	35	...	10	10	36	12000	5.4	9	72	4.0	...	4
238...	84	22	22	22	17	12000	5.4	5	103	5.8	...	2
239...	74	25	24	24	...	1	1	18	11500	5.3	5	64	3.2	...	1
240...	79	35	35	35	20	12500	5.3	15	91	4.1
241...	93	26	26	26	24	14000	5.8	2
242...	92	27	26	26	...	1	1	21	14000	6.2	6	95	4.7	...	2
243...	76	26	25	25	...	1	1	21	13000	5.7	4
244...	44	10	10	10	10	34000	8.9
245...	7	3
246...	26	12	12	12	9	35000	8.6
247...	21	4
248...	31	13	13	13	13	19000	6.5
249...	39	15	15	15	14	19500	6.9	1
250...	164	50	50	50	48	19500	6.0	1	2
251...	46	17	17	17	16	18500	5.6	1
252...	56	17	16	16	...	1	1	16	17500	4.9	1	2
253...	48	14	14	14	14	21000	5.3
254...	38	11	11	11	11	20000	5.5
255...	54	15	15	15	14	16000	5.1	1	1
256...	95	25	25	25	24	20000	5.3	3
257...	63	19	19	19	19	15500	4.8
258...	50	16	16	16	15	15500	5.0	1	1
259...	62	18	18	18	17	14500	5.0	1
260...	69	19	18	18	1	19	15500	4.7	2
261...	69	20	20	20	20	17500	5.2
262...	66	18	17	17	1	18	14500	4.6	1
263...	30	17	17	17	15	16000	4.7	2
264...	171	52	52	52	51	16500	5.3	1	3
265...	53	16	16	16	15	20000	5.7	1	1
266...	69	20	20	20	18	17000	4.8	2	2
267...	71	22	22	22	22	34000	8.8	1
268...	41	10	10	10	10	33000	8.6
269...	19	6	6	6	5	34000	7.8	1
270...	21	6	5	5	...	1	1	6	21000	7.2
271...	64	22	22	22	20	13000	6.0	2	1
272...	74	28	28	28	24	13500	5.5	4

Table 2.—CHARACTERISTICS OF HOUSING UNITS, BY BLOCKS: 1960—Con.

["Total population" contains no persons in group quarters unless preceded by asterisk; one asterisk (*) denotes less than 10 percent; two asterisks (**), 10 percent or more]

Blocks within block numbering areas	Total population	All housing units by condition and plumbing									Occupied housing units							
		Total	Sound			Deteriorating			Dilapidated	Owner occupied			Renter occupied			Occupied by non-white	1.01 or more persons per room	
			Total	With all plumbing facilities	Lacking some or all facilities	Total	With all plumbing facilities	Lacking some or all facilities		Total	Average value (dollars)	Average number of rooms	Total	Average contract rent (dollars)	Average number of rooms			
273...	31	14	14	14	12	15000	6.2	1	
274...	48	17	17	17	17	12000	5.5	
275...	133	42	41	41	...	1	1	37	12500	5.8	5	93	4.8	...	3	
276...	112	46	45	45	...	1	1	32	13000	5.8	12	80	3.5	...	3	
277...	123	43	42	42	...	1	1	29	13000	5.6	12	79	5.0	...	2	
278...	61	24	21	21	...	2	2	13	13500	5.3	11	81	3.5	...	1	
279...	80	30	29	29	...	1	1	23	13000	5.0	7	105	6.0	...	1	
280...	61	27	27	27	23	12000	5.1	3	
281...	69	25	25	25	22	12000	5.7	3	1	
282...	85	26	26	26	24	14000	5.8	2	2	
283...	119	32	32	32	27	14000	5.8	5	78	5.4	...	2	
284...	35	14	14	13	1	13	19000	6.5	1	
285...	48	13	13	13	13	24000	7.4	
286...	76	21	21	21	20	20000	7.2	1	
287...	52	19	19	19	18	27000	7.4	1	
288...	67	18	18	18	18	23000	8.0	
289...	37	11	11	11	8	14000	4.9	2	1	
290...	220	58	58	58	58	18500	5.5	7	
291...	115	32	30	30	2	24	15000	5.0	8	77	5.0	...	3	
292...	49	15	15	15	15	13500	4.4	1	
293...	62	22	22	22	16	12500	4.6	6	58	2.7	...	3	
294...	47	14	14	14	13	14500	4.7	1	1	
295...	41	13	13	13	13	14000	4.3	2	
296...	42	13	13	13	13	15000	4.9	
297...	37	13	12	12	...	1	1	7	21000	4.9	6	135	4.5	
298...	14	9	9	9	5	24000	4.8	1	
300...	156	38	38	38	38	17500	4.9	5	
301...	32	7	7	7	7	21000	4.6	2	
302...	64	14	14	14	12	21000	5.2	1	3	
303...	62	17	17	17	17	17500	4.8	1	
D.....	*20270	6466	5594	5187	407	719	583	124	12	153	4501	13000	5.2	1824	71	3.7	11	599
2...	25	10	6	2	4	...	4	10	40	3.8	...	1	
4...	48	20	10	10	10	15	51	4.1	...	3	
5...	83	33	18	16	2	9	4	5	...	6	12	9000	5.3	18	65	3.6	...	4
6...	82	26	20	20	6	6	6	14	10500	5.7	12	75	3.6	...	3	
7...	22	7	3	3	...	1	1	3	2	...	5	55	3.6	1	2	
8...	13	6	6	3	3	1	5	74	3.2	
9...	82	28	20	20	...	5	4	1	...	3	15	11000	6.1	13	59	3.5	...	2
10...	49	17	16	16	...	1	1	12	12500	6.6	5	87	4.8	...	2	
11...	73	22	11	11	...	7	5	2	...	4	9	12000	5.4	13	59	3.6	...	3
12...	**110	38	36	34	2	2	2	34	11000	5.1	4	
13...	71	27	27	25	2	27	11500	4.9	
14...	117	32	32	32	29	14500	5.3	2	3	
15...	52	12	10	10	...	2	2	11	13000	5.6	1	2	
16...	128	34	33	30	3	1	...	1	...	29	15000	5.0	1	7	
18...	375	117	117	115	2	99	16500	5.0	5	90	6.4	...	9	
19...	123	39	39	39	39	18000	5.2	5	
20...	234	72	72	70	2	65	16000	5.2	7	77	3.7	
21...	131	40	39	39	...	1	1	35	16000	5.0	3	1	
22...	47	20	20	20	18	11500	4.6	2	
23...	56	21	21	20	1	17	13000	5.5	4	
24...	44	17	15	15	...	2	2	15	14500	5.2	2	1	
25...	95	27	27	27	25	18500	5.6	1	1	
27...	42	13	6	6	...	7	7	12	11500	5.6	1	1	
28...	37	14	9	9	...	5	3	2	...	8	12500	6.3	6	66	3.8	...	1	
29...	84	26	25	23	2	1	1	19	10500	5.5	7	78	4.4	...	1	
30...	34	13	9	5	4	4	4	2	11	57	2.9	...	1	
31...	22	7	1	1	...	4	3	1	...	2	3	...	4	2	
32...	39	12	11	11	...	1	1	6	11000	5.2	6	83	3.8	
33...	76	28	12	12	...	13	10	3	...	3	15	10500	5.5	13	70	3.2	...	2
34...	60	16	3	3	...	12	10	2	...	1	9	10500	6.1	7	56	4.1	...	2
36...	30	12	6	6	...	5	5	1	8	9000	5.4	4
37...	67	26	14	11	3	12	6	6	...	14	10500	5.9	11	53	3.2	...	1	
38...	56	17	5	5	...	9	9	3	10	11000	5.7	6	69	4.8
39...	31	12	4	4	...	7	6	1	...	1	6	9000	5.7	5	71	4.0
40...	67	16	12	12	...	4	4	14	12000	5.6	2	2	
41...	119	34	18	18	...	15	15	29	11500	5.9	5	65	3.2	...	2	
42...	52	13	7	7	...	6	6	9	10500	5.2	4	3	
43...	57	22	22	19	3	12	10500	5.2	10	67	4.0	...	1	
44...	57	13	10	10	...	3	2	1	...	9	11000	5.4	4	5	
46...	28	10	10	10	9	8500	6.1	1	
47...	19	5	5	5	...	13	11	2	...	14	9000	5.7	3	2	
48...	90	30	19	16	3	7	7	18	10000	5.7	12	131	3.4	...	2	
49...	90	30	27	22	5	3	3	17	10000	5.6	13	67	4.5	...	3	
50...	96	33	30	27	3	3	3	15	12000	6.6	18	62	3.6	...	5	
51...	61	20	12	9	3	7	5	2	...	3	17	63	3.4	...	4	
52...	80	38	25	14	11	13	1	12	...	6	7500	4.8	31	53	2.8	...	2	
53...	85	33	32	22	10	1	1	11	10500	4.8	20	67	2.8	...	2	
54...	91	39	38	24	14	1	1	10	11500	6.4	28	57	2.6	...	3	
55...	98	38	9	9	...	17	14	3	...	12	10	8500	5.8	28	61	3.7	...	3
56...	38	17	13	11	2	4	2	2	...	7	...	6.1	8	63	2.8	
57...	120	42	35	31	4	7	7	19	13500	6.0	22	70	3.7	...	4	
58...	34	10	7	5	2	3	1	2	...	4	6	95	3.8	...	3	
59...	21	5	5	5	4	1	1	
60...	65	24	19	17	2	5	2	3	...	13	10000	5.6	9	58	3.3	
61...	**64	19	19	10	9	6	...	5.7	13	82	2.5	...	5	

City Block Characteristics

Table 2.—CHARACTERISTICS OF HOUSING UNITS, BY BLOCKS: 1960—Con.

["Total population" contains no persons in group quarters unless preceded by asterisk: one asterisk (*) denotes less than 10 percent; two asterisks (**), 10 percent or more]

Blocks within block numbering areas	Total population	All housing units by condition and plumbing									Occupied housing units						
		Total	Sound			Deteriorating			Dilapidated	Owner occupied			Renter occupied			Occupied by non-white	1.01 or more persons per room
			Total	With all plumbing facilities	Lacking some or all facilities	Total	With all plumbing facilities	Lacking some or all facilities		Total	Average value (dollars)	Average number of rooms	Total	Average contract rent (dollars)	Average number of rooms		
62...	68	21	19	2	17	13000	5.8	4	2
63...	92	26	6	19	11000	5.6	7	...	73	4.7	4
64...	109	40	18	18	...	21	21	34	11000	5.6	6	...	77	3.5	1
65...	53	21	21	20	1	14	11000	5.4	7	...	114	5.1	...
66...	56	18	18	16	2	14	12000	5.7	4
67...	**122	31	16	16	...	14	14	26	12000	5.7	4	2
68...	96	33	22	22	...	10	10	32	10500	5.3	1
69...	95	30	20	20	...	10	10	27	12000	5.5	3
70...	115	34	19	19	...	15	15	25	12000	5.6	8	...	84	3.8	1
71...	81	26	26	25	1	14	11000	5.2	11	...	94	4.3	4
72...	55	19	19	18	1	16	15000	5.6	3	2
73...	15	4
74...	92	31	26	26	...	5	5	30	12500	5.8	1
75...	56	20	18	18	...	2	2	18	13000	5.2	2	1
76...	78	28	28	28	23	13000	5.2	5	...	82	5.2	1
77...	93	32	32	32	31	13500	5.8	1
78...	56	15	14	14	...	1	1	13	13500	6.1	1	2
79...	47	17	17	17	17	14000	5.5
80...	85	35	34	34	...	1	1	32	14500	5.8	3	1
81...	197	68	65	63	2	3	3	60	15000	5.2	8	...	62	3.3	3
82...	89	24	24	24	22	16000	5.3	2	1
83...	63	21	21	21	20	14500	5.1	1
84...	49	16	16	16	15	15500	5.1	1
85...	73	20	20	20	18	16500	4.8	2	2
86...	65	20	20	20	20	20000	4.9	1
87...	98	32	31	31	...	1	1	31	20000	5.3	1
88...	53	14	14	14	12	19500	5.1	2	1
89...	280	77	74	72	2	3	1	...	2	33	19000	5.3	38	...	87	3.8	20
90...	10	3
91...	120	37	35	33	2	1	...	1	...	23	16500	5.6	12	...	79	3.5	1
92...	69	18	11	8	3	1	1	15	7000	4.4	1	6
93...	87	26	26	25	1	16	14000	4.9	6	4.8	4
94...	9
95...	815	200	200	200	171	14000	5.1	13	...	112	5.4	37
96...	63	14	14	14	14	15500	4.9	2
97...	125	28	28	28	28	14500	5.0	4
98...	139	31	31	31	29	14500	5.1	1	8
99...	39	8	8	8	7	14000	5.1	1	3
100...	16	5	5	5	4	1
101...	20	4
102...	161	38	38	38	37	15000	5.1	1	7
103...	93	22	22	22	20	14000	5.2	2	1
104...	94	24	24	24	23	13500	5.1	1	3
107...	390	90	90	90	86	13500	5.2	4	13
108...	8
110...	72	23	22	22	...	1	1	19	17500	5.1	1	1
111...	70	17	17	17	17	16500	5.6	1
112...	96	26	26	26	23	13500	5.4	3
113...	25	8	8	8	8	12500	5.4
114...	99	26	26	26	26	12500	5.6
115...	58	21	21	21	19	18000	5.5	2
116...	62	19	18	18	...	1	1	18	18000	5.1	1	1
117...	135	41	41	41	40	18000	5.0	1
118...	74	21	21	21	19	17000	5.1	1	1
119...	24	6	6	6	6	12500	5.8	1
120...	77	22	22	22	22	12000	5.2	1
121...	73	20	20	20	18	15500	5.1	2	2
122...	85	29	29	29	26	17500	4.9	3	2
123...	98	28	28	28	26	15000	4.8	1	3
124...	91	29	29	29	29	20000	4.9	2
125...	268	70	70	70	66	16000	5.1	4	5
126...	111	32	32	32	31	17000	5.0	1
127...	55	20	20	20	20	15000	4.2	2
128...	105	36	36	36	34	14500	4.5	2	1
129...	78	28	28	28	26	13500	5.2	2	2
130...	55	14	14	14	14	15500	5.9	1
131...	**46	12	12	12	7	20000	6.7	5	4.0	...
132...	95	33	32	31	1	1	23	16000	5.7	10	...	65	3.5	1
133...	65	21	20	20	...	1	1	13	13000	5.7	8	...	66	4.9	...
134...	40	13	10	10	3	6	14500	6.0	7	...	107	3.7	2
135...	**67	19	19	17	2	11	11500	5.5	8	...	82	3.5	1
136...	64	24	21	20	1	2	2	...	1	10	10500	5.0	14	...	95	3.7	...
137...	6	6	4	4	2	2	4	1
138...	116	49	17	17	...	28	14	14	4	23	11000	5.2	23	...	113	3.1	2
139...	38	16	9	9	...	5	5	...	2	7	...	5.7	9	...	86	3.4	...
140...	57	24	5	5	...	18	10	8	1	7	...	3.9	16	...	64	3.4	3
141...	*117	48	48	26	22	15	11500	5.8	33	...	58	2.2	5
142...	62	25	21	14	7	4	1	3	...	4	20	...	62	3.6	1
143...	*90	45	45	41	4	43	...	70	3.7	...
144...	29	17	17	11	6	2	15	...	57	2.4	1
145...	39	12	8	8	3	1	1	4	8	...	59	4.5	1
146...	115	53	53	43	10	9	...	5.0	42	...	60	3.5	3
147...	77	26	8	6	2	14	10	4	4	15	10500	6.0	10	...	56	2.8	2
148...	85	38	8	8	2	21	17	4	7	15	10000	6.0	22	...	59	3.5	...
149...	55	18	4	4	...	14	14	10	9000	5.4	8	...	67	3.9	...
150...	71	29	7	5	2	16	16	...	6	16	10000	5.6	12	...	74	3.5	2
151...	**59	13	12	12	...	1	1	10	10000	5.4	2	3

Table 2.—CHARACTERISTICS OF HOUSING UNITS, BY BLOCKS: 1960—Con.

["Total population" contains no persons in group quarters unless preceded by asterisk; one asterisk (*) denotes less than 10 percent; two asterisks (**), 10 percent or more]

Blocks within block numbering areas	Total population	All housing units by condition and plumbing								Occupied housing units							
		Sound				Deteriorating				Owner occupied			Renter occupied			Occupied by non-white	1.01 or more persons per room
		Total	With all plumbing facilities	Lacking some or all facilities	Total	With all plumbing facilities	Lacking some or all facilities		Dilapidated	Total	Average value (dollars)	Average number of rooms	Total	Average contract rent (dollars)	Average number of rooms		
							With flush toilet	No flush toilet									
152...	34	15	15	15	7	8000	5.3	8	61	3.9
153...	48	18	18	18	11	12000	6.2	7	68	5.0	...	1
154...	82	38	38	27	11	15	11000	5.3	21	58	3.3	...	1
155...	123	33	31	25	6	2	2	15	10500	5.6	18	67	3.5	...	4
156...	46	24	20	10	10	3	3	9	8000	5.1	12	53	2.6	...	1
157...	49	21	18	12	6	3	3	10	9000	5.0	11	56	3.5
158...	42	19	17	12	5	2	2	3	15	62	2.9	...	3
159...	*96	38	35	16	19	3	2	1	...	8	7500	4.4	29	86	3.0	...	6
160...	163	65	61	39	22	3	3	21	9500	5.2	41	58	3.2	...	8
161...	48	21	20	14	6	1	1	8	...	4.6	13	58	3.2	...	2
162...	111	42	42	27	15	20	10000	6.1	22	57	3.0	...	2
163...	47	17	17	16	1	14	8500	4.4	3	1
164...	110	37	37	34	3	10	8500	5.5	27	66	3.7	...	6
165...	136	57	53	43	10	4	1	3	...	13	9000	4.5	44	68	3.2	1	6
166...	87	39	30	27	3	9	8	1	...	12	11500	5.7	26	77	3.3	...	3
167...	*85	33	23	20	3	10	4	6	...	17	9500	5.0	14	60	3.7	...	2
168...	52	21	19	19	...	2	2	7	12000	6.4	13	59	4.9
169...	77	28	27	15	12	1	1	10	12000	5.6	18	61	3.1	...	2
170...	119	46	37	29	8	9	7	2	...	24	9500	6.2	21	65	3.6	...	1
171...	72	29	27	22	5	2	2	13	12500	5.5	16	62	2.9	...	3
172...	68	24	24	24	9	12500	5.1	14	65	3.5	...	1
173...	48	25	25	20	5	13	9500	4.8	11	109	2.6	...	1
175...	91	32	32	30	2	19	9500	5.6	13	72	3.7	...	2
176...	67	20	20	20	16	11000	5.8	4	3
177...	103	42	34	27	7	7	5	2	...	22	9000	5.5	19	60	4.1
179...	70	27	27	23	4	20	10500	6.0	6	62	2.5
180...	88	28	28	23	5	18	13500	5.1	9	69	3.6
183...	85	28	27	27	...	1	1	24	17500	5.2	3
184...	74	20	20	20	19	17000	4.8	1	2
185...	78	22	21	21	...	1	1	21	15000	4.9	1	1
186...	75	19	19	19	16	12500	5.1	3	2
187...	107	26	26	26	24	12000	5.1	2	5
188...	104	26	26	26	26	12500	5.0	3
189...	119	30	30	30	30	13000	5.2	3
190...	135	34	34	34	34	14500	5.0	5
191...	151	33	33	33	32	15500	5.0	1	8
193...	137	36	33	33	3	31	14000	5.2	5	94	4.6	...	4
194...	44	13	13	10	3	8	10000	5.6	4	4
195...	93	30	29	29	...	1	1	25	9500	5.7	5	...	5.4
196...	35	12	12	12	10	12000	5.9	2	1
197...	80	27	27	27	22	9500	5.4	5	72	4.8	...	2
198...	82	19	19	19	7	12000	6.3	10	68	4.9	...	5
199...	45	16	16	15	1	12	10500	6.3	4	1
200...	43	19	19	17	2	12	10500	5.7	6	73	4.0	...	1
201...	63	19	19	19	15	10500	5.3	4	3
202...	113	51	51	39	12	21	10000	5.0	29	85	3.1	...	5
203...	128	42	39	36	3	3	3	27	11000	6.3	15	70	3.2	...	5
204...	79	31	27	23	4	4	1	3	...	18	11500	6.0	13	51	3.1	...	2
205...	71	27	24	22	2	3	3	15	9000	5.4	12	64	4.1	1	2
206...	88	29	24	22	2	5	4	1	...	12	7500	5.3	17	66	3.5	...	5
207...	29	15	6	6	...	9	3	6	...	3	10	54	3.0	1	...
208...	31	11	5	5	...	6	5	1	...	10	8500	5.8	1	1
209...	29	10	10	10	9	9000	5.4	1
210...	32	10	10	10	8	9500	6.1	2
211...	43	16	15	15	...	1	1	13	9500	5.5	3
212...	35	13	12	11	1	1	1	12	9000	6.0	1
213...	44	16	16	16	14	11500	5.8	2
214...	11	2
215...	57	18	18	18	15	10000	5.5	3	2
216...	44	17	17	14	3	12	10500	5.2	5	53	3.2
217...	35	12	12	12	10	10000	5.7	1	1
218...	64	25	25	23	2	17	9500	5.4	8	73	3.4	...	3
219...	37	13	8	8	...	5	5	7	10500	6.0	6	62	4.7
224...	47	12	11	11	...	1	1	10	8500	5.3	2	1	1
226...	60	19	18	18	...	1	1	12	11000	4.7	7	74	4.3	3	2
228...	111	27	23	23	...	4	4	20	10500	5.6	7	79	5.1	1	4
229...	15	4
230...	91	23	22	22	...	1	1	11	10000	5.5	11	79	3.9	...	5
231...	50	15	15	15	14	14000	4.9	1
232...	70	25	24	24	...	1	1	18	10000	4.4	7	89	4.1	...	1
233...	56	20	19	19	...	1	1	15	9000	4.4	5	58	4.0	...	1
234...	11	2
235...	122	31	27	26	1	4	4	21	15000	5.5	9	73	5.3	...	5
237...	33	13	13	9	4	11	10000	4.0	2	1
238...	85	28	26	26	...	2	1	23	10500	4.6	4	1
239...	86	25	20	18	2	5	5	16	9000	4.1	9	73	4.0	...	4
240...	32	13	13	12	1	11	11000	5.4	2
241...	*67	17	16	16	...	1	1	11	11500	5.3	6	72	4.7	...	2
242...	102	31	30	29	1	1	1	18	11500	4.9	12	78	3.8	...	3
243...	71	23	22	22	...	1	1	22	11000	5.1	1	1
244...	34	9	8	8	...	1	1	6	12000	5.3	3	2
245...	107	29	29	27	2	22	12000	5.4	7	87	4.1	...	4
246...	80	21	19	19	...	2	2	18	12500	4.4	3	4
247...	87	26	24	24	...	2	1	1	...	21	10500	4.6	5	60	3.4	...	4
248...	76	22	21	19	2	1	1	19	11000	4.8	2	2
250...	66	18	13	13	...	5	4	...	1	15	10500	4.4	2	4
251...	111	28	16	14	2	7	7	...	5	22	9000	4.9	6	70	4.5	...	5

City Block Characteristics

Table 2.—CHARACTERISTICS OF HOUSING UNITS, BY BLOCKS: 1960—Con.

["Total population" contains no persons in group quarters unless preceded by asterisk; one asterisk (*) denotes less than 10 percent; two asterisks (**), 10 percent or more]

Blocks within block numbering areas	Total population	All housing units by condition and plumbing								Occupied housing units								
		Total	Sound			Deteriorating			Dilapidated	Owner occupied			Renter occupied			Occupied by non-white	1.01 or more persons per room	
			Total	With all plumbing facilities	Lacking some or all facilities	Total	With all plumbing facilities	Lacking some or all facilities		Total	Average value (dollars)	Average number of rooms	Total	Average contract rent (dollars)	Average number of rooms			
						With flush toilet	No flush toilet											
252...	56	19	11	9	2	5	4	1	...	3	15	8500	4.5	3	3
253...	80	24	20	20	...	4	3	1	20	11500	5.1	4	4
254...	30	13	11	11	...	2	2	10	11500	5.1	3	2
255...	96	27	23	23	...	2	2	2	24	11000	5.3	3
256...	74	25	21	21	...	3	3	1	23	12000	5.1	2
257...	48	14	13	13	1	11	12500	4.9	3
258...	72	21	19	19	...	2	2	17	11500	4.7	4
259...	59	19	16	16	...	3	2	1	16	9500	3.9	3
260...	50	20	9	9	...	5	4	1	...	6	17	8000	4.2	2	1
261...	86	23	12	12	...	7	7	4	21	7000	4.0	2	8
262...	22	6	4	4	2	5	11000	4.2	1	1
263...	78	25	8	8	...	10	10	7	21	7500	4.4	3	5
264...	67	17	10	10	...	6	6	1	14	9500	4.6	3	1
265...	50	18	10	10	...	7	5	2	...	1	15	9000	4.5	3	2
266...	64	19	17	17	...	2	2	15	10500	4.8	4	3
267...	57	15	9	9	...	6	6	14	11500	4.8	1	3
268...	73	25	18	17	1	6	6	1	22	9000	4.4	3	3
269...	31	12	5	5	...	4	4	3	9	10000	4.9	2	1
270...	7	3
271...	18	7	5	5	...	2	2	5	7500	4.6	1	1
272...	28	7	5	5	2	6	10000	5.2	1	1
273...	36	12	7	7	...	3	3	2	7	9000	4.6	5	48	4.0	...	1
274...	50	15	13	13	...	1	1	1	10	9000	4.3	5	70	4.0	...	1
275...	33	8	4	3	1	3	2	1	4	3	2
277...	70	16	14	13	1	1	1	1	13	14500	5.8	3	4
278...	117	33	31	31	2	26	17500	5.7	4	4
279...	35	8	3	3	2	4	1	3	5	11500	5.0	3	3
280...	31	6	3	2	1	2	1	4	2	3
291...	8	3
292...	321	113	112	112	...	1	1	106	...	3.1	7	89	4.1	...	28
293...	10	3
294...	41	15	14	14	...	1	...	1	10	20000	4.7	5	87	3.6	...	3
E.....	*17662	5536	4284	4038	246	988	588	298	102	264	4067	12500	5.2	1299	67	3.9	257	611
1...	632	175	157	157	...	12	9	...	3	6	155	18000	5.2	15	85	4.7	2	15
2...	346	91	91	91	77	16000	5.3	2	11
3...	84	23	22	22	...	1	2	21	17000	5.0	2	4
4...	29	10	8	8	...	2	2	8	16000	4.8	2	1
5...	55	17	17	17	17	21000	5.4
6...	79	26	24	24	...	2	2	24	19000	5.3	2	1
7...	34	11	11	11	11	19000	5.3	1
8...	41	13	13	13	12	19000	5.2	1
9...	57	16	16	16	15	13000	5.0	1	3
10...	298	84	84	84	81	19000	5.1	11
11...	50	14	14	14	14	18000	5.0	1
12...	68	18	17	17	...	1	1	16	16000	5.1	1	1
13...	43	14	14	14	10	18500	5.5	2
14...	68	25	22	22	...	3	3	19	16000	4.9	3
15...	965	307	255	246	9	16	10	...	6	36	263	16500	5.2	30	78	4.4	1	29
16...	111	42	42	42	19	16000	5.2	21	91	3.3	...	1
17...	34	13	13	13	13	17000	4.3	2
18...	38	15	15	15	13	15500	4.6	1
19...	55	21	21	21	19	15000	5.1	2	1
20...	167	52	45	44	1	5	4	1	...	2	41	8500	5.4	10	63	5.2	4	4
21...	86	29	27	22	5	1	1	1	22	7500	5.9	6	55	4.8	5	1
22...	95	31	29	25	4	2	1	1	22	7500	5.1	8	58	4.8	7	...
23...	117	35	29	29	...	4	4	2	28	8000	5.6	7	49	5.1	5	3
24...	79	25	19	16	3	6	4	2	16	6500	5.3	9	59	4.4	10	2
25...	**154	53	36	30	6	11	3	8	...	6	35	7500	5.5	17	58	3.3	12	4
26...	**73	17	13	13	...	4	3	1	9	7000	5.1	7	56	4.9	...	2
27...	86	25	19	18	1	6	5	1	15	8500	5.3	10	62	5.5	7	3
28...	76	23	17	16	1	6	4	2	15	8500	7.0	8	61	3.6	18	3
29...	80	20	3	3	...	11	10	1	...	6	8	10000	7.3	12	65	4.8	6	4
30...	69	18	7	7	...	9	8	1	...	2	12	8000	5.4	6	67	4.5	4	2
31...	10	4
32...	64	15	2	2	...	10	10	3	9	6500	6.2	6	64	3.8	7	4
33...	151	39	9	8	1	29	22	7	...	1	20	7000	5.8	19	61	4.5	17	5
34...	78	26	24	20	4	2	1	1	17	7500	5.6	9	50	4.2	1	2
35...	75	20	20	13	7	11	8000	5.5	9	53	4.4	6	5
36...	26	8	8	8	7	8000	5.9	1
37...	43	12	12	11	1	3	9	58	5.8	6	1
38...	61	15	13	9	4	2	1	1	8	5500	5.5	6	58	5.8	6	4
39...	88	28	26	23	3	2	10	7000	5.6	18	38	4.9	17	2
40...	85	22	18	6	12	4	2	2	6	5000	5.2	16	39	3.6	12	10
41...	58	14	8	4	4	6	2	2	...	2	9	4500	4.6	5	...	3.8	3	5
42...	90	29	21	19	2	8	1	7	11	6000	5.4	18	52	3.4	13	4
43...	39	11	11	11	9	7500	5.7	2	1
44...	43	14	14	13	1	13	8000	5.5	1	1
45...	66	24	24	24	21	24000	5.4
46...	302	85	47	45	2	23	13	1	9	15	70	15000	5.1	11	51	4.2	...	12
47...	41	10	10	10	10	18000	5.2	1
48...	28	7	7	7	7	19500	5.3
49...	39	11	7	6	1	4	1	...	3	...	7	7000	5.4	4	3
50...	61	16	14	12	2	1	1	1	10	5500	4.9	4	1	6
51...	31	15	15	9	6	10	7000	5.0	4	3	...
52...	25	11	7	5	2	4	2	1	1	...	9	5000	5.2	3	1

Table 2.—CHARACTERISTICS OF HOUSING UNITS, BY BLOCKS: 1960—Con.

["Total population" contains no persons in group quarters unless preceded by asterisk; one asterisk (*) denotes less than 10 percent; two asterisks (**), 10 percent or more]

Blocks within block numbering areas	Total population	All housing units by condition and plumbing								Occupied housing units								
		Total	Sound			Deteriorating			Dilapidated	Owner occupied			Renter occupied			Occupied by non-white	1.01 or more persons per room	
			Total	With all plumbing facilities	Lacking some or all facilities	Total	With all plumbing facilities	Lacking some or all facilities		Total	Average value (dollars)	Average number of rooms	Total	Average contract rent (dollars)	Average number of rooms			
53...	22	9	5	5	...	4	1	3	...	5	...	4.6	3	6	2	
54...	89	30	23	19	7	4	2	3	...	11	7000	5.1	16	52	3.5	10	5	
55...	76	21	14	11	3	7	6	4	1	15	9000	5.4	6	43	4.0	
56...	99	31	5	5	...	26	15	11	...	11	7000	4.8	20	60	4.1	2	3	
57...	61	16	6	6	...	6	6	11	6500	4.9	5	...	5.4	8	6	
58...	95	28	16	16	...	4	4	15	9500	5.1	12	63	3.8	1	7	
59...	88	29	7	7	...	6	6	7	8500	6.0	22	58	3.3	2	8	
60...	37	11	2	2	...	3	3	3	8	52	4.5	...	1	
61...	27	7	2	2	...	4	3	1	...	5	7500	6.0	2	1	...	
62...	73	23	7	7	...	11	10	1	...	14	7500	5.3	9	57	4.2	9	3	
63...	60	2	2	2	...	14	11	3	...	9	7500	5.0	11	60	3.9	4	3	
64...	17	5	1	1	...	3	2	1	...	1	4	1	
65...	36	13	8	8	...	5	4	1	...	5	...	5.4	6	45	4.7	...	2	
66...	213	72	27	25	2	35	24	9	2	10	6000	4.8	36	49	4.1	
67...	56	14	7	6	1	7	7	8	6500	5.1	6	...	6.3	5	3	
68...	83	20	8	8	...	11	9	8	6500	5.1	12	47	4.4	...	5	
69...	35	11	5	5	...	6	3	3	...	8	6000	5.0	9	1	
70...	53	18	11	11	...	7	3	4	...	12	6000	4.7	5	48	3.6	...	5	
71...	50	19	8	7	1	11	6	5	...	15	5000	4.3	3	1	
72...	91	23	1	1	...	14	13	1	...	19	6000	4.9	3	4	
74...	180	69	37	31	6	25	12	13	...	27	8000	5.9	36	51	4.0	2	7	
75...	47	17	11	8	3	6	5	1	...	6	8500	5.8	11	52	4.2	...	2	
76...	55	22	13	12	1	9	5	4	...	11	9500	5.6	10	58	3.5	...	2	
77...	45	13	11	11	...	2	2	7	...	5.3	7	68	4.4	...	2	
78...	51	20	4	4	...	15	9	6	...	6	7000	5.6	12	47	3.9	...	1	
84...	11	10	10	10	128	1.1	
87...	39	34	11	11	...	23	...	23	33	110	1.5	...	3	
92...	2	1	
93...	7	7	60	1.9	...	5
97...	67	57	6	6	...	51	2	49	...	4	47	43	1.2	...	5	
98...	23	18	18	...	18	17	28	1.0	...	5	
100...	**82	10	4	4	...	6	2	4	10	43	2.4	...	3	
101...	6	
104...	34	37	37	...	34	3	34	30	1.0	...	2	
109...	**88	31	22	15	7	8	3	5	...	12	10500	6.4	18	50	3.4	2	2	
110...	5	1	
116...	70	22	14	12	2	8	5	3	...	6	6000	6.3	16	55	4.6	13	4	
121...	*73	22	3	2	1	15	10	4	1	4	7500	5.8	8	48	4.9	1	2	
122...	*108	37	26	21	5	6	3	1	2	5	6000	4.8	20	53	4.4	...	2	
124...	15	6	5	5	...	1	...	1	...	4	2	1	...	
125...	105	27	14	13	1	2	2	13	9000	5.8	14	121	3.8	2	10	
126...	**87	25	23	21	2	1	1	14	9500	5.7	11	74	5.1	...	2	
127...	24	7	2	2	...	2	1	1	...	4	3	1	
128...	71	28	24	20	4	4	4	20	7000	5.7	8	44	4.3	
129...	130	41	31	29	2	8	5	3	...	23	8000	5.0	17	73	4.5	1	2	
131...	90	27	19	18	1	7	7	20	9500	5.9	6	90	4.3	...	2	
132...	94	28	24	23	1	3	2	1	...	22	9500	5.4	6	64	3.8	1	2	
133...	64	15	9	9	...	6	5	1	...	6	8500	4.5	8	62	4.3	...	5	
134...	34	9	9	9	6	10000	5.7	2	2	
135...	35	12	11	10	1	1	1	8	8500	5.5	3	2	
136...	75	28	23	21	2	5	5	20	8500	5.6	6	68	3.5	1	1	
137...	49	16	15	13	2	11	9000	5.3	5	...	4.6	...	2	
138...	59	19	13	11	2	6	5	1	...	8	...	5.6	11	70	3.5	...	4	
139...	83	21	18	18	...	3	3	14	10000	6.7	6	...	3.8	2	5	
140...	45	19	16	14	2	3	3	14	8500	5.4	5	...	3.2	...	2	
141...	120	38	38	35	3	26	12500	5.8	12	65	4.8	...	2	
142...	58	17	17	14	10500	5.9	3	1	
143...	61	19	17	15	2	2	2	12	10000	5.2	7	60	4.4	...	2	
144...	**70	24	24	21	3	16	8500	5.0	8	72	3.9	...	1	
145...	19	9	7	7	2	8	9500	5.6	1	1	...	
146...	4	2	
147...	30	9	9	9	8	8000	5.5	1	1	
149...	113	39	37	32	5	2	2	20	7500	5.3	19	59	4.5	...	3	
150...	24	10	10	9	1	7	8500	5.6	3	
151...	24	8	8	8	5	...	5.8	2	2	
152...	52	19	19	19	11	8500	5.9	8	84	5.4	
153...	51	17	14	13	1	3	3	14	10500	5.5	3	2	
154...	54	16	9	9	...	7	7	13	10500	5.6	3	
155...	40	11	11	11	9	9500	5.1	2	3	
156...	82	26	18	18	...	8	7	1	...	18	11000	6.0	7	83	5.1	...	1	
157...	53	19	15	15	...	4	2	2	...	14	10000	5.9	4	
158...	28	13	8	8	...	4	3	1	...	9	10500	5.0	3	1	
159...	28	12	5	5	...	6	5	1	...	10	9500	5.4	2	
160...	51	20	20	20	17	10000	5.4	3	
161...	22	6	5	5	...	1	1	5	...	5.4	1	1	
162...	28	13	10	10	...	2	2	13	10000	5.4	
163...	45	18	17	16	1	1	1	16	10000	4.8	2	1	
164...	28	8	7	7	...	1	1	8	11500	6.0	1	
165...	74	20	17	17	...	3	3	16	9000	5.6	4	3	
166...	36	15	13	12	1	2	1	1	...	13	10000	4.9	1	
167...	73	26	26	26	19	9500	4.9	7	73	4.1	
168...	21	8	8	8	2	4	4	1	
169...	36	11	8	8	...	3	3	8	11500	4.6	3	1	
170...	84	31	18	18	...	12	12	30	10500	5.1	1	
171...	43	11	4	4	...	6	4	2	...	10	9500	5.5	1	1	
172...	16	8	5	5	...	3	2	1	...	8	9000	4.5	
173...	35	12	7	7	...	4	3	1	...	11	9500	5.5	1	1	

City Block Characteristics

Table 2.—CHARACTERISTICS OF HOUSING UNITS, BY BLOCKS: 1960—Con.

["Total population" contains no persons in group quarters unless preceded by asterisk; one asterisk (*) denotes less than 10 percent; two asterisks (**), 10 percent or more]

Blocks within block numbering areas	Total population	All housing units by condition and plumbing								Occupied housing units								
		Sound				Deteriorating				Owner occupied			Renter occupied			Occupied by non-white	1.01 or more persons per room	
		Total	Total	With all plumbing facilities	Lacking some or all facilities	Total	With all plumbing facilities	Lacking some or all facilities		Dilapidated	Total	Average value (dollars)	Average number of rooms	Total	Average contract rent (dollars)			Average number of rooms
								With flush toilet	No flush toilet									
174...	31	14	7	7	...	7	6	1	...	10	9500	4.8	3		
175...	33	13	7	6	...	6	5	1	...	11	10500	5.1	2		
176...	66	21	17	15	2	4	2	2	...	11	13000	5.5	10	68	4.3	...		
177...	49	17	13	13	...	4	2	2	...	13	11000	4.9	4		
178...	42	14	9	9	...	5	4	1	...	10	12500	5.1	3		
179...	18	8	8	8	4	4		
180...	37	13	13	13	8	13000	5.9	5	64	4.0	...		
181...	29	11	11	11	7	9500	5.1	4		
182...	38	15	12	12	...	3	3	4	11	68	4.0	...		
183...	21	3		
184...	57	19	17	16	1	2	1	1	...	11	7000	4.9	8	60	4.1	...		
185...	48	16	14	13	1	1	1	...	1	9	6500	5.0	7	63	4.9	...		
186...	21	10	10	8	2	8	6000	4.0	2		
187...	29	11	10	9	1	1	...	1	...	9	13000	5.6	2		
188...	13	13	13	11	2	10	8500	5.5	3		
189...	19	17	17	16	1	2	1	1	...	16	9500	5.6	3		
190...	34	21	20	20	...	1	1	20	12500	5.4	1		
191...	47	13	12	8	4	1	1	9	9000	4.8	4		
192...	30	12	11	11	...	1	1	12	10000	5.4		
193...	108	31	28	28	...	3	...	3	...	27	11000	5.5	4		
196...	38	11	8	2	6	3	...	3	...	9	6000	5.4	2		
197...	17	4	4	2	2	2	...	2	2	6	6500	4.2	1		
198...	6	3		
199...	8	2		
200...	18	7	5	1	4	2	...	2	...	6	4000	4.2		
201...	15	6	2	...	2	4	...	4	...	4	1		
202...	15	5	1	1	...	2	...	2	2	2	3		
203...	41	14	14	13	1	12	10000	4.8	2		
204...	102	30	30	30	25	14000	5.0	3		
205...	38	16	16	16	13	10500	5.0	3		
206...	27	12	12	12	8	10000	5.6	3		
207...	57	23	23	23	20	14000	5.2	2		
208...	63	22	22	20	2	13	9500	5.3	9	69	4.2	...		
209...	57	21	18	18	...	3	3	17	11000	5.8	4		
210...	72	19	18	18	...	1	1	16	12000	5.9	3		
211...	69	25	25	24	1	20	12500	5.5	5	76	4.2	...		
212...	24	10	10	10	8	12000	5.4	1		
214...	28	9	9	9	8	12500	6.0	1		
215...	74	20	20	20	16	10500	5.4	4		
216...	45	15	14	12	2	1	1	13	14000	6.1	1		
217...	44	15	12	12	...	3	3	14	11000	5.4	1		
218...	50	15	4	4	...	10	10	...	1	11	9500	5.5	3		
219...	30	11	6	6	...	5	2	3	...	11	9000	5.6		
220...	52	16	11	11	...	5	5	13	10500	4.8	3		
221...	49	15	13	13	...	2	2	14	12500	5.3	1		
222...	42	15	14	14	...	1	1	14	13000	5.8	1		
223...	43	12	6	6	...	5	4	1	...	12	10500	4.8		
224...	48	13	7	7	...	5	5	...	1	12	12000	4.6	1		
225...	42	12	6	6	...	6	6	10	13000	5.1	1		
226...	48	15	14	13	1	1	13	13500	4.7		
227...	122	34	26	26	...	8	8	30	14000	4.8	4		
228...	49	10	7	7	...	3	3	10	15500	5.7		
229...	80	24	24	24	22	14500	4.8	2		
230...	13	4		
231...	**77	24	24	24	21	14500	5.9	3		
232...	111	32	32	32	29	14000	5.7	3		
233...	104	39	39	39	34	13500	5.1	5	90	4.4	...		
234...	49	15	14	14	...	1	1	13	12500	5.2	2		
235...	54	19	19	19	18	15000	4.8	1		
236...	70	19	19	19	17	16000	4.7	2		
237...	73	26	26	26	22	12500	4.8	3		
238...	68	18	18	18	18	19500	4.9		
239...	303	105	104	102	2	1	...	1	...	97	17000	4.2	2		
240...	40	9	6	6	...	3	1	...	2	4	5	63	5.0	...		
241...	75	19	16	12	4	3	...	1	2	18	11000	5.0	1		
242...	46	10	2	2	...	5	4	...	3	9	7000	4.7	1		
244...	70	19	10	2	8	5	1	...	4	18	7000	4.2		
245...	42	14	1	1	...	5	1	...	4	10	5000	3.8	4		
246...	69	15	10	8	2	3	...	3	2	11	10000	4.7	4		
247...	41	12	5	4	1	3	...	3	4	10	7000	4.5		
248...	29	8	6	4	2	2	1	...	1	7	9000	5.4	1		
249...	11	3		
250...	4	1		
251...	4	1		
252...	51	12	7	6	1	2	1	...	1	9	7000	4.1	3		
255...	469	136	120	113	7	9	5	...	4	7	115	11500	4.8	8	68	4.4	...	
256...	133	31	31	31	31	17000	4.9		
257...	57	12	7	7	...	4	4	...	1	8	14000	4.6	4		
258...	189	61	58	58	...	2	2	...	1	54	17000	5.3	3		
259...	107	34	31	31	...	3	1	...	2	30	13500	4.7	3		
260...	54	20	20	20	20	11000	4.9		
261...	86	24	23	23	...	1	1	19	17000	5.5	5	99	4.4	...		
262...	60	22	17	17	...	4	4	...	1	19	15000	5.5	3		
263...	75	21	19	19	...	2	2	19	13500	4.9	2		
264...	70	25	25	25	23	16500	5.2		
265...	126	34	33	33	...	1	1	31	12500	5.3	3		
266...	19	5	5	5	5	13000	5.2		

Table 2.—CHARACTERISTICS OF HOUSING UNITS, BY BLOCKS: 1960—Con.

["Total population" contains no persons in group quarters unless preceded by asterisk; one asterisk (*) denotes less than 10 percent; two asterisks (**), 10 percent or more]

Blocks within block numbering areas	Total population	All housing units by condition and plumbing										Occupied housing units							
		Total	Sound			Deteriorating				Dilapidated	Owner occupied			Renter occupied			Occupied by non-white	1.01 or more persons per room	
			Total	With all plumbing facilities	Lacking some or all facilities	Total	With all plumbing facilities	Lacking some or all facilities			Total	Average value (dollars)	Average number of rooms	Total	Average contract rent (dollars)	Average number of rooms			
								With flush toilet	No flush toilet										
267...	57	14	14	14	13	12500	5.2	1	2	
268...	93	23	22	22	22	12500	5.0	1	3	
269...	84	20	20	20	...	1	1	19	12500	5.1	1	2	
270...	81	20	20	20	20	12500	5.2	4	
271...	151	40	39	39	38	13500	5.0	2	4	
272...	34	10	10	10	1	10	20000	5.0	1	
273...	77	23	23	23	23	16500	4.7	2	
274...	120	33	32	32	...	1	1	33	17000	5.3	4	
275...	12	4	4
276...	56	17	16	13	3	1	1	16	12500	4.4	3
277...	12	4
278...	110	25	22	20	2	2	23	12000	4.7	6
279...	82	26	23	19	4	3	1	2	21	12000	4.4	2	2
280...	121	32	20	20	...	8	8	29	12500	5.0	5	...	4.6	6
281...	102	24	14	13	1	7	5	2	19	15000	5.0	1	6
282...	89	26	13	13	...	8	7	3	21	12000	4.4	3	8
283...	73	19	13	12	1	3	3	1	14	12500	4.8	3	6
284...	23	11	11	7	4	3	3	9	15000	5.0	5	60	4.2	5
285...	57	16	8	7	1	1	2	13	8000	4.8	4
286...	80	20	11	10	1	7	1	6	17	11500	5.1	1	7
287...	66	18	9	9	...	6	4	2	12	14500	4.8	3	5
288...	22	6	4	3	1	1	1	3	3	2
289...	44	13	11	9	2	2	1	1	11	12500	5.5	2	1
290...	72	18	10	10	...	8	3	5	15	11500	5.1	2	2
292...	2	1
293...	6	2
294...	131	49	47	47	...	2	1	1	46	17000	3.4	3	5

U.S. CENSUS OF HOUSING: 1960

Series HC(3)-159

CITY BLOCKS

Davenport, Iowa


Prepared under the supervision of
WAYNE F. DAUGHERTY, Chief
Housing Division

U.S. DEPARTMENT OF COMMERCE

Luther H. Hodges, Secretary

BUREAU OF THE CENSUS

Richard M. Scammon, Director (From May 4, 1961)
Robert W. Burgess, Director (To March 3, 1961)





BUREAU OF THE CENSUS

RICHARD M. SCAMMON, *Director* (From May 4, 1961)

ROBERT W. BURGESS, *Director* (To March 3, 1961)

A. ROSS ECKLER, *Deputy Director*

HOWARD C. GRIEVES, *Assistant Director*

CONRAD TAEUBER, *Assistant Director*

MORRIS H. HANSEN, *Assistant Director for Statistical Standards*

CHARLES B. LAWRENCE, JR., *Assistant Director for Operations*

WALTER L. KEHRES, *Assistant Director for Administration*

CALVERT L. DEDRICK, *Chief, International Statistical Programs Office*

A. W. VON STRUVE, *Acting Public Information Officer*

Housing Division—

WAYNE F. DAUGHERTY, *Chief*

DANIEL B. RATHBUN, *Assistant Chief*

BEULAH WASHBAUGH, *Special Assistant*

MILTON D. LIEBERMAN, *Chief, Coordination and Research*

Decennial Operations Division—GLEN S. TAYLOR, *Chief*

Electronic Systems Division—ROBERT F. DRURY, *Chief*

Field Division—JEFFERSON D. MCPHIE, *Chief*

Geography Division—WILLIAM T. FAY, *Chief*

Population Division—HOWARD G. BRUNEMAN, *Chief*

Statistical Methods Division—JOSEPH STEINBERG, *Chief*

Library of Congress Card Number: A61-9347

SUGGESTED CITATION

U.S. Bureau of the Census. *U.S. Census of Housing: 1960. Vol. III, City Blocks.*
Series HC(3), No. 159.

U.S. Government Printing Office, Washington, D.C., 1961.

For sale by the Superintendent of Documents, U.S. Government Printing Office, Washington 25, D.C.
or any of the Field Offices of the Department of Commerce—Price 25 cents.

City Block Characteristics

Table 2.—CHARACTERISTICS OF HOUSING UNITS, BY BLOCKS: 1960—Con.

["Total population" contains no persons in group quarters unless preceded by asterisk; one asterisk (*) denotes less than 10 percent; two asterisks (**), 10 percent or more]

Blocks within census tracts	Total population	All housing units by condition and plumbing								Occupied housing units								
		Sound				Deteriorating				Dilapidated	Owner occupied			Renter occupied			Occupied by non-white	1.01 or more persons per room
		Total	With all plumbing facilities	Lacking some or all facilities	Total	With all plumbing facilities	Lacking some or all facilities	With flush toilet	No flush toilet		Total	Average value (dollars)	Average number of rooms	Total	Average contract rent (dollars)	Average number of rooms		
13...	52	15	9	9	...	5	5	...	1	9	7500	5.7	6	69	4.8	...	1	
14...	80	24	19	18	...	3	7	...	2	11	12000	6.5	12	81	3.0	...	4	
15...	**123	26	18	11	...	8	7	13	12000	6.1	13	65	4.2	...	5	
16...	142	70	37	29	8	27	9	18	6	7	...	4.9	61	63	2.3	...	10	
17...	*109	51	42	40	2	8	3	...	1	7	...	6.0	43	77	3.1	...	1	
18...	186	80	49	23	13	10	48	7	...	6.6	72	62	2.4	...	20	
19...	140	70	17	14	3	42	20	22	11	6	...	4.8	58	79	2.6	...	10	
20...	16	6	5	5	...	1	1	26	79	7.7	
21...	**77	25	17	6	6	...	2	2	23	79	3.1	...	2	
22...	**169	66	29	17	22	37	23	14	...	5	...	6.8	57	55	2.8	...	3	
23...	**167	85	25	25	...	55	33	22	5	9	...	5.4	67	62	2.6	...	6	
24...	*338	137	97	88	9	15	10	5	25	33	8500	5.9	98	63	3.2	...	13	
25...	73	35	26	21	5	5	3	2	3	3	10000	6.1	28	73	2.9	...	3	
26...	94	28	18	14	4	7	7	...	3	14	9500	6.9	12	67	3.4	...	5	
28...	112	37	7	5	2	18	16	2	12	9	...	6.2	26	72	4.5	...	7	
29...	119	31	2	1	1	15	12	3	14	14	8500	5.7	16	9	4.6	...	6	
30...	**133	29	22	21	1	7	7	7500	5.5	20	57	3.4	...	8	
31...	102	26	1	1	...	6	6	4	19	13	9000	5.3	13	58	4.0	...	5	
32...	93	28	4	4	...	24	9	7500	5.8	17	64	3.2	...	7	
33...	100	32	19	19	...	13	16	7500	4.8	16	66	3.9	...	5	
34...	86	24	1	1	...	11	6	5	12	10	7000	5.1	13	59	2.4	...	9	
35...	52	21	7	7	...	14	6	...	5.8	12	56	2.8	...	4	
36...	81	28	2	2	...	20	19	1	17	7	8500	5.6	10	64	2.7	...	4	
37...	212	54	46	41	5	5	4	1	6	30	9000	5.7	21	55	4.5	26	9	
38...	136	35	34	28	6	7	7	...	3	16	9500	5.9	17	67	4.0	...	8	
39...	215	70	63	55	8	1	5	2	...	29	10000	5.3	36	65	4.0	...	6	
40...	**110	34	33	29	4	1	1	13	10000	5.8	19	64	4.1	...	5	
41...	121	51	49	45	4	1	1	...	2	11	18000	6.1	34	69	3.3	...	5	
42...	57	21	17	14	3	...	3	1	...	6	...	4.8	14	64	3.4	...	3	
43...	97	27	22	20	2	4	3	1	...	12	10500	5.4	14	60	3.9	...	4	
44...	65	22	21	17	4	1	1	10	11000	5.6	11	69	4.0	...	2	
45...	456	136	101	62	39	34	14	20	1	30	8500	5.5	97	59	4.2	...	21	
47...	33	10	7	6	1	3	3	3	7	61	3.7	...	3	
48...	2	2	
49...	104	23	10	9	1	...	13	7000	6.3	10	62	3.7	...	7	
50...	93	42	31	31	...	11	6	5	...	12	10000	6.0	25	61	2.7	...	6	
51...	92	23	7	4	3	16	8	8	6500	5.1	16	46	3.7	...	10	
52...	73	32	31	18	13	2	30	66	2.9	...	3	
53...	88	43	15	14	1	22	17	5	...	6	37	55	2.9	...	5	
54...	209	70	45	44	1	11	9	2	14	3	62	77	4.4	...	8	
55...	89	51	27	24	7	...	5.3	38	59	2.6	...	5	
56...	67	45	26	20	6	19	8	11	...	2	40	59	2.1	...	5	
57...	115	53	39	36	3	14	1	13	...	3	45	59	2.8	...	7	
58...	101	50	44	39	5	6	1	5	47	69	3.4	...	5	
59...	135	105	100	18	82	1	1	1	4	4	94	48	1.6	...	7	
60...	79	37	26	13	13	8	1	7	3	7	...	5.0	30	50	2.7	...	4	
62...	9	5	4	1	...	1	1	4	
63...	23	9	1	1	...	8	1	7	55	2.7	...	3	
D-3.....	*4356	1587	1040	859	181	392	237	154	1	155	423	10500	5.8	1072	61	3.3	230	228
1...	49	29	28	12	16	1	1	7	...	4.7	17	83	2.7	...	3	
2...	77	44	27	24	3	17	7	10	...	5	...	3.8	16	56	2.8	...	4	
3...	65	28	15	15	13	6	...	5.3	21	59	3.9	...	2	
4...	59	26	16	14	2	10	5	5	...	4.6	19	98	2.8	...	3	
5...	158	71	66	42	24	5	2	14	12000	5.9	52	64	2.9	...	7	
6...	124	39	37	33	4	2	2	22	10000	5.1	16	65	4.0	...	4	
7...	*241	70	53	41	12	13	3	10	...	36	11500	5.7	32	74	3.7	24	14	
8...	50	16	11	11	...	5	3	2	...	7	...	5.7	9	74	3.3	...	3	
9...	87	39	37	35	2	2	8	13500	6.1	31	77	3.3	...	2	
10...	151	49	49	44	5	31	11500	5.7	18	63	4.1	...	4	
11...	**70	17	10	9	1	7	4	3	...	10	10000	5.8	7	52	3.4	...	4	
12...	84	23	5	4	1	4	3	1	...	8	8500	6.6	14	45	3.9	...	5	
13...	91	32	23	13	10	5	5	12	8000	5.3	18	58	3.6	...	2	
14...	146	53	37	34	3	13	4	9	...	3	19	98	2.8	...	9	
15...	77	30	13	6	7	4	1	3	...	9	15500	5.9	41	58	3.4	...	4	
16...	112	50	24	5	19	15	8	7	...	13	6500	5.1	15	53	3.3	22	5	
17...	157	36	13	6	...	18	7	11	...	9	9000	5.7	37	52	2.6	23	5	
18...	46	14	6	3	...	3	3	15	8500	5.9	20	59	4.1	21	13	
19...	32	12	9	3	6	3	8	8000	6.3	6	53	3.8	14	1	
20...	17	6	1	1	...	5	2	3	...	3	9	41	3.3	12	2	
21...	*99	21	10	10	...	2	2	...	9	6	49	3.7	6	2	
22...	109	30	16	14	2	12	8	4	...	11000	5.5	11	43	4.0	10	5		
23...	132	44	23	23	...	21	8	13	...	15	8000	5.5	15	63	4.7	13	4	
24...	*64	19	12	12	...	7	1	12	9500	5.6	28	52	3.2	5	13	
25...	250	73	42	41	1	27	23	4	...	7	11000	6.1	12	51	2.6	...	2	
26...	63	3	3	3	...	7	6	1	...	27	12000	6.9	43	70	3.2	9	14	
27...	**199	77	23	22	1	43	36	7	...	2	15	69	4.0	16	5	
28...	168	41	10	10	...	30	27	3	...	11	...	7.8	69	60	3.0	13	7	
29...	127	50	45	41	4	2	2	7	13500	6.7	31	63	4.6	2	10	
30...	38	19	19	17	2	17	12000	6.6	30	69	3.5	...	4	
31...	47	22	22	22	7	...	4.9	11	74	3.5	
32...	70	26	20	20	...	6	6	4	18	65	3.1	...	1	
33...	59	22	16	15	1	6	6	7	14500	5.9	19	68	3.9	...	3	
34...	109	45	40	29	11	4	4	6	...	6	...	5.3	14	63	2.9	...	5	
35...	66	27	27	19	8	4	39	60	2.8	...	6	
36...	65	28	14	11	3	11	11000	6.6	15	54	2.3	...	5	
37...	92	32	20	15	5	9	10500	6.1	17	50	2.6	...	3	
									6	9	8000	5.3	22	59	3.5	8	6	

Table 2.—CHARACTERISTICS OF HOUSING UNITS, BY BLOCKS: 1960—Con.

["Total population" contains no persons in group quarters unless preceded by asterisk; one asterisk (*) denotes less than 10 percent; two asterisks (**), 10 percent or more]

Blocks within census tracts	Total population	All housing units by condition and plumbing									Occupied housing units							
		Total	Sound			Deteriorating			Dilapidated	Owner occupied			Renter occupied			Occupied by non-white	1.01 or more persons per room	
			Total	With all plumbing facilities	Lacking some or all facilities	Total	With all plumbing facilities	Lacking some or all facilities		Total	Average value (dollars)	Average number of rooms	Total	Average contract rent (dollars)	Average number of rooms			
38...	75	33	20	20	...	8	4	4	...	5	6	...	6.3	21	54	3.5	...	1
39...	111	39	17	14	3	17	6	11	...	5	9	8000	6.4	26	51	3.2	...	7
40...	127	51	41	37	4	10	6	4	6	...	4.8	43	62	3.2	...	10
41...	133	52	27	13	14	15	5	10	...	10	8	...	4.4	41	51	2.9	3	11
42...	**107	57	45	38	7	10	6	4	...	2	8	...	5.1	37	60	2.3	...	7
43...	*137	70	41	41	...	29	13	16	2	62	56	3.7	1	5
44...	14	7	7	7	7	73	2.7	...	1
D-4.....	*4664	1299	977	880	97	289	197	92	...	33	704	10500	5.5	560	60	4.3	24	172
1...	42	16	16	16	9	14000	4.9	7	83	4.0
2...	4
3...	5
5...	**188	49	48	47	1	1	1	31	14000	6.2	17	71	5.2	...	5
6...	**419	32	32	32	20	17500	5.8	12	84	4.5	...	2
7...	63	22	21	21	...	1	1	15	10500	5.2	7	70	4.7	...	2
8...	52	16	11	11	...	5	4	1	12	9000	5.4	4	2	
9...	57	17	15	13	2	2	2	13	10000	5.5	4	1	
10...	44	14	14	13	1	8	10500	6.0	6	53	4.8
11...	125	39	38	35	3	1	...	1	25	12000	5.2	13	57	5.0
12...	107	35	35	34	1	21	10500	5.4	14	73	3.7	...	3
13...	75	22	22	20	2	14	10500	5.4	6	77	4.8	...	5
14...	**107	18	18	18	12	12000	6.2	6	73	3.7	...	7
15...	**84	10	10	10	7	...	5.4	3	1	
16...	71	21	17	17	...	3	3	1	10	15500	5.8	10	87	3.2	...	4
17...	61	21	21	20	1	14	13500	5.6	7	56	4.1	...	2
18...	55	16	13	12	1	3	1	2	8	8500	5.8	7	58	4.6	...	2
19...	27	10	6	3	3	3	1	2	...	1	3	6	35	4.0	4	2
20...	82	25	24	18	6	1	1	15	10000	5.9	7	61	4.1	2	4
21...	34	11	8	8	...	3	3	8	12500	6.1	3	2	
22...	65	16	4	4	...	10	10	2	9	10000	6.2	7	51	3.4	...	2
23...	97	27	9	9	...	18	15	3	9	13000	5.8	18	55	4.3	...	8
24...	91	27	27	23	4	13	10000	5.5	13	58	4.9	...	4
25...	99	34	32	26	6	2	2	19	9500	5.5	15	51	4.7	...	2
26...	130	46	45	41	4	1	1	24	10000	5.5	20	61	4.3	...	3
27...	84	24	24	23	1	14	12500	5.9	10	58	4.2	...	3
28...	53	20	18	16	2	2	2	13	10500	5.4	7	69	3.9
29...	59	21	20	19	1	1	12	10000	5.5	8	65	3.9
30...	102	32	27	26	1	5	4	1	24	10500	5.3	8	71	5.1	...	2
31...	78	24	21	19	2	3	3	17	10500	5.5	6	68	4.3
32...	69	22	21	21	...	1	16	10500	5.5	6	63	4.2	...	1
33...	52	15	11	9	2	4	3	1	12	10000	5.2	3	2	
34...	64	16	13	13	...	3	3	13	9000	5.8	3	3	
35...	96	36	34	31	3	2	1	1	31	8500	5.3	4	4	
36...	81	21	13	12	1	5	4	1	...	3	9	9000	5.0	11	54	4.6	...	4
37...	54	13	5	5	...	7	6	1	...	1	7	...	5.3	6	66	5.0	...	1
38...	72	21	14	13	1	7	4	3	16	8500	5.7	5	55	5.4	...	1
39...	52	18	17	13	4	1	1	15	10000	5.5	2	1	
40...	45	11	7	7	...	4	3	1	7	9500	5.9	4	3	
41...	49	12	6	6	...	6	5	1	8	10500	6.3	4	2	
42...	53	18	18	14	4	13	9500	5.6	5	52	4.8	...	2
43...	153	48	47	43	4	1	...	1	28	8500	5.2	20	63	4.4	...	5
44...	28	8	8	6	2	3	5	...	4.8	...	2
45...	*40	10	10	8	2	3	7	54	5.7	5	...
46...	123	40	38	36	2	2	2	21	8500	5.3	19	67	4.3	...	5
47...	97	28	25	25	...	3	1	2	17	8000	5.4	10	49	4.4	...	3
48...	116	43	43	17	26	15	8000	5.4	24	40	4.1	...	5
49...	*93	24	6	6	...	14	13	1	...	4	9	10500	5.9	14	57	4.2	...	6
50...	124	39	3	3	...	29	19	10	...	7	16	7500	5.7	22	48	4.1	2	7
51...	138	46	7	7	...	39	17	22	11	6500	5.3	30	57	3.8	4	11
52...	89	22	6	5	1	15	13	2	...	1	5	6500	5.2	16	56	4.7	1	6
53...	151	39	7	7	...	21	10	11	...	11	8	7500	4.9	29	57	4.1	...	15
54...	117	37	11	10	1	25	20	5	...	1	9	9500	5.0	28	72	3.9	2	6
55...	140	42	6	6	...	36	18	18	10	...	5.2	30	56	3.6	4	9
D-5.....	*2546	832	483	376	107	269	144	125	...	80	238	8500	5.5	564	51	3.9	5	121
1...	141	51	27	19	8	22	17	5	...	2	15	8000	5.2	34	66	3.4	1	8
2...	42	15	9	5	4	4	2	2	...	2	7	7000	5.6	7	43	3.9	...	3
3...	45	11	6	3	3	...	5	3	8	52	3.1	3	4
4...	39	16	4	4	...	9	5	4	...	3	7	7500	4.7	9	51	3.3	...	1
5...	34	8	2	2	...	4	4	2	1	6	75	4.5	1	2
6...	102	33	19	18	1	12	9	3	...	2	10	7500	5.1	22	66	4.4	...	1
7...	43	12	12	12	3	9	68	3.7	...	2
8...	*197	46	36	35	1	10	8	2	19	9000	5.6	27	60	4.7	...	13
9...	134	47	45	33	12	2	2	26	8500	5.3	21	54	4.1	...	4
10...	150	51	21	20	1	22	14	8	...	8	22	9000	5.6	29	55	4.0	...	7
11...	102	41	21	20	1	17	8	9	...	3	13	10500	6.2	26	48	3.8	...	3
12...	69	20	9	6	3	7	6	1	...	4	2	17	43	5.4	...	3
13...	*156	38	25	20	5	10	1	9	...	3	5	...	5.8	33	51	4.1	...	11
14...	139	45	32	29	3	11	10	1	...	2	4	39	52	3.8	...	8
15...	282	110	56	39	17	50	8	42	...	4	11	7500	6.4	93	42	3.3	...	15
16...	56	31	10	...	10	13	10	3	...	8	5	7000	5.0	25	44	2.7	...	2
17...	60	20	3	3	...	17	8	9	5	...	4.8	15	43	4.3	...	1
18...	58	20	4	2	2	9	4	5	...	7	3	15	55	3.0	...	4
19...	*199	61	50	32	18	7	2	5	...	4	17	7500	4.9	36	51	3.9	...	11
20...	197	55	38	35	3	15	10	5	...	2	25	9000	5.6	29	49	4.8	...	7
21...	80	24	17	13	4	3	2	1	...	4	12	7500	5.5	12	46	4.3	...	3

City Block Characteristics

Table 2.—CHARACTERISTICS OF HOUSING UNITS, BY BLOCKS: 1960—Con.

["Total population" contains no persons in group quarters unless preceded by asterisk; one asterisk (*) denotes less than 10 percent; two asterisks (**), 10 percent or more]

Blocks within census tracts	Total population	All housing units by condition and plumbing									Occupied housing units							
		Sound				Deteriorating				Dilapidated	Owner occupied			Renter occupied			Occupied by non-white	1.01 or more persons per room
		Total	With all plumbing facilities	Lacking some or all facilities	Total	With all plumbing facilities	Lacking some or all facilities	Total	Average value (dollars)		Average number of rooms	Total	Average contract rent (dollars)	Average number of rooms				
22...	122	43	29	21	8	11	5	6	...	3	18	7500	5.3	24	43	4.5	...	2
25...	39	13	1	1	...	2	2	10	13	41	3.7	...	2
27...	60	21	13	7	6	6	4	2	...	2	5	...	5.6	15	54	3.5	...	4
D-6.....	*5080	1515	1057	986	71	389	330	57	2	69	784	11000	5.5	710	60	4.3	...	181
1...	57	20	17	17	...	3	2	1	16	9500	5.5	4	4
2...	110	27	8	8	...	18	13	5	...	1	19	8500	5.9	8	59	4.0
3...	8	2
4...	141	36	16	16	...	20	20	15	12500	5.6	21	55	4.0	...	9
5...	150	41	12	12	...	29	29	13	11500	5.4	27	60	5.2	...	9
7...	52	17	14	12	2	3	1	2	12	8000	5.5	5	65	5.3	...	3
8...	69	19	11	10	1	8	8	11	10000	6.1	7	64	4.1	...	7
9...	119	32	25	20	5	7	5	2	24	9000	5.2	8	64	4.1	...	7
11...	114	32	12	12	...	20	16	4	17	12500	5.9	15	67	3.7	...	7
12...	107	32	10	10	...	22	22	25	11000	5.5	7	63	4.0	...	5
13...	53	17	5	5	...	12	11	1	9	12500	6.0	8	60	4.0	...	5
14...	186	55	24	24	...	31	31	29	14000	5.5	25	74	4.3	...	5
15...	87	36	12	12	...	24	19	5	15	12500	5.3	21	61	3.6
16...	84	29	10	6	4	19	19	14	15000	5.6	14	65	4.5	...	2
17...	98	26	24	24	...	2	2	1	15	12000	5.6	10	69	5.0	...	3
18...	75	28	23	23	...	6	4	1	12	10500	4.8	14	118	5.8	...	2
19...	26	9	6	6	...	3	2	1	8	6	58	5.5	...	2
20...	129	44	39	29	10	1	...	1	...	4	15	10500	5.2	28	50	3.9	...	5
21...	61	28	24	17	7	4	4	12	12000	5.7	14	49	3.1	...	2
22...	75	31	31	31	4	20	11000	5.7	11	56	3.4
23...	90	31	9	9	...	21	15	6	...	1	10	...	4.9	17	63	3.8	...	2
24...	60	18	5	5	...	13	10	3	10	12500	5.6	8	62	4.6	...	3
25...	75	23	7	7	...	16	16	18	11000	5.3	5	
26...	134	47	18	18	...	18	18	33	10000	5.2	14	58	3.6	...	4
27...	117	37	19	19	...	10	9	1	...	8	16	12500	5.5	19	67	3.8	...	4
28...	241	78	71	66	5	7	2	5	43	11000	5.6	32	55	4.4	...	4
29...	29	17	10	9	1	7	6	1	8	8000	5.4	9	54	4.9	...	6
30...	231	69	64	43	21	5	2	3	14	9000	5.2	54	46	4.5	...	9
31...	*236	65	61	59	2	4	4	36	10500	5.6	29	62	5.0	...	6
32...	**102	18	15	15	...	3	3	12	12000	5.8	5	57	5.2	...	3
33...	84	30	11	11	...	4	2	2	...	15	10	9500	5.1	20	64	4.2	...	1
34...	53	17	13	13	...	4	4	14	11000	4.9	3	
35...	78	29	21	20	1	9	...	1	...	7	20	10000	5.0	9	61	3.7	...	5
36...	221	66	53	52	1	9	9	4	49	11500	5.5	17	58	4.1	...	6
37...	163	46	40	40	...	4	4	2	35	12500	5.9	10	76	4.6	...	6
38...	89	26	26	26	18	12500	6.6	8	91	4.1
39...	135	40	40	38	2	23	11000	5.7	17	114	3.9	...	2
40...	169	48	46	43	3	2	...	2	19	11500	5.9	29	69	4.9	...	5
41...	187	54	43	43	...	7	7	4	38	11500	5.7	15	70	4.7	...	6
42...	80	28	12	12	...	6	2	4	...	10	13	11000	5.5	15	38	3.3	...	3
43...	4	2
44...	41	16	16	16	2	14	48	3.1	...	4
45...	72	19	19	17	2	7	8500	5.7	12	79	5.1	...	1
46...	8	2
47...	57	16	12	10	2	4	...	4	8	8000	4.9	8	53	4.9	...	3
48...	3	1
49...	35	12	11	9	2	1	1	7	9000	5.1	5	55	3.8	...	2
50...	427	97	86	86	...	10	7	1	2	1	19	10500	6.2	76	43	4.2	...	39
51...	6	1
53...	2	1
D-7.....	*4139	1365	1256	1245	11	88	83	5	...	21	1178	15000	5.1	165	81	4.7	...	69
1...	71	25	22	22	...	3	2	1	20	13500	5.1	5	69	4.6	...	2
2...	61	24	24	24	16	15500	5.3	8	84	5.0
3...	71	23	19	19	...	4	4	20	16500	4.7	3	
4...	74	29	27	27	...	2	2	27	15000	4.8	2	
5...	70	23	23	23	20	16000	4.2	3	
6...	84	32	31	31	...	1	1	26	22000	5.3	1	
7...	111	33	33	33	30	16000	4.9	2	
8...	19	7	7	7	7	15500	4.4	
9...	13	4	
10...	22	7	7	7	6	14000	5.0	
11...	53	16	16	16	14	14000	4.5	2	
12...	14	5	5	5	4	1	
13...	69	21	16	16	...	5	5	21	14000	4.5	
14...	55	24	17	17	...	7	7	23	12500	4.2	1	
15...	59	24	24	24	23	15000	5.0	1	
16...	45	19	17	17	...	2	2	16	15000	4.9	3	
17...	73	28	24	24	...	4	3	1	25	14000	5.1	3	
18...	29	8	8	8	7	13500	5.7	1	
19...	49	18	18	18	14	15000	5.3	3	
20...	49	14	13	13	...	1	1	12	16000	5.5	2	
21...	14	5	5	5	5	17500	5.0	
22...	50	20	20	20	20	14500	4.7	
23...	32	12	11	11	...	1	1	11	12500	4.3	
24...	55	19	18	18	...	1	1	18	13000	4.5	1	
25...	54	19	19	19	16	14000	4.3	2	
26...	67	24	24	24	24	15000	4.5	
27...	32	12	11	11	...	1	1	10	12500	4.7	2	
28...	66	23																

Table 2.—CHARACTERISTICS OF HOUSING UNITS, BY BLOCKS: 1960—Con.

["Total population" contains no persons in group quarters unless preceded by asterisk: one asterisk (*) denotes less than 10 percent; two asterisks (**), 10 percent or more]

Blocks within census tracts	Total population	All housing units by condition and plumbing									Occupied housing units							
		Total	Sound			Deteriorating			Dilapidated	Owner occupied			Renter occupied			Occupied by non-white	1.01 or more persons per room	
			Total	With all plumbing facilities	Lacking some or all facilities	Total	With all plumbing facilities	Lacking some or all facilities		Total	Average value (dollars)	Average number of rooms	Total	Average contract rent (dollars)	Average number of rooms			
								With flush toilet										No flush toilet
30...	30	11	11	11	9	17000	4.9	2	
31...	22	9	9	9	9	13500	5.9	
32...	53	18	18	18	11	12500	5.5	7	91	5.1	
33...	18	7	6	4	2	1	1	3	...	5.8	4	
34...	30	13	10	10	...	3	3	9	11500	5.7	4	
35...	**39	14	14	14	13	11000	4.8	1	
36...	29	13	13	13	12	11000	4.6	1	1	
37...	54	21	21	19	2	17	14000	4.7	4	
38...	61	21	21	21	19	15000	4.7	2	2	
39...	52	17	16	16	...	1	1	13	13500	4.6	4	
40...	51	17	17	16	1	14	13000	4.9	3	1	
41...	49	20	19	19	...	1	1	19	13500	4.4	1	
42...	53	24	24	23	1	22	15000	4.5	1	
43...	316	96	81	79	2	7	7	...	8	87	17000	5.4	7	68	3.7	...	6	
44...	65	21	20	20	...	1	1	20	19500	4.9	1	1	
45...	56	19	19	19	19	14500	4.8	
46...	53	20	18	18	...	2	2	18	15000	5.1	3	1	
47...	45	17	16	16	...	1	1	14	12500	5.2	5	78	4.6	...	2	
49...	68	19	14	14	...	4	4	...	1	14	15000	5.8	5	1	
50...	58	19	13	13	...	6	4	2	...	12	12500	5.3	7	57	3.9	
51...	113	29	26	23	3	3	3	26	14500	5.9	3	3	
52...	30	10	9	9	...	1	1	9	12000	5.6	1	
53...	42	15	14	14	...	1	1	12	12500	5.2	3	
54...	44	15	14	14	1	13	13500	5.3	2	1	
55...	51	13	12	12	...	1	1	12	20000	5.8	1	1	
56...	47	13	12	12	...	1	1	13	12000	5.2	1	
57...	43	11	10	10	...	1	1	9	14500	5.6	2	2	
58...	57	19	19	19	14	13000	5.9	4	
59...	48	13	13	13	10	14000	5.8	3	
60...	33	10	10	10	6	12500	6.2	2	
61...	53	18	16	16	...	2	1	1	...	11	13000	5.5	6	...	5.3	...	1	
62...	49	12	12	12	9	12500	5.7	3	
63...	42	15	15	15	13	14500	5.3	1	1	
64...	23	6	6	6	5	27000	7.2	1	
65...	66	23	23	23	23	14500	5.5	14	
66...	384	112	95	95	...	9	9	...	8	93	16000	5.2	17	70	4.6	...	2	
67...	73	18	17	17	...	1	1	18	20000	5.9	1	
68...	83	21	21	21	20	17500	5.5	1	
69...	47	12	11	11	1	11	15000	5.5	1	
70...	11	4	
71...	39	12	11	11	...	1	1	10	15000	5.6	2	2	
72...	27	8	4	4	...	4	4	4	4	3	
73...	59	17	11	11	...	4	4	...	2	12	16000	6.1	5	81	3.8	
D-8.....	*3290	1094	966	925	41	121	89	32	7	693	12500	5.5	384	67	4.3	...	70	
1...	74	23	23	23	20	16500	5.3	3	3	
2...	102	32	30	29	1	2	2	25	13000	5.9	7	73	4.6	...	2	
3...	55	24	20	20	...	4	4	22	13500	4.9	2	2	
4...	59	19	13	13	...	6	6	15	13500	5.5	4	1	
5...	49	17	13	13	...	4	3	1	...	11	12000	5.2	6	78	4.8	...	3	
6...	94	27	27	26	1	20	13000	6.2	7	81	4.7	...	3	
7...	112	38	38	37	1	26	13000	5.2	11	78	5.3	...	1	
8...	104	29	29	29	20	13000	5.9	9	58	4.9	
9...	83	29	29	29	24	14500	5.2	5	73	4.0	...	1	
10...	63	23	21	17	4	2	1	1	...	9	17000	6.3	12	78	4.0	...	1	
11...	29	13	13	12	1	10	14500	5.5	3	
12...	**123	38	37	36	1	1	1	19	12500	5.6	18	77	4.4	...	3	
13...	70	32	32	29	3	9	10500	5.4	22	68	3.7	...	1	
14...	47	20	18	17	1	2	12	12000	5.4	8	68	3.8	...	1	
15...	63	23	21	21	...	2	2	16	11500	5.7	7	135	4.1	...	2	
16...	67	20	18	18	...	2	2	15	12500	6.4	3	1	
17...	53	19	15	14	1	3	1	2	1	11	14000	5.5	7	59	4.0	...	1	
18...	44	16	12	11	1	4	4	11	14000	6.5	5	56	4.0	...	3	
19...	76	22	18	18	...	4	4	11	11000	5.6	11	120	4.7	
20...	70	19	14	14	...	5	2	3	...	9	12000	5.8	10	42	4.8	...	2	
21...	39	16	13	12	1	3	3	1	...	12	17500	6.3	2	1	
22...	90	30	27	25	2	3	3	23	11500	5.7	7	61	4.3	...	1	
23...	*79	24	22	21	1	2	2	12	10500	5.3	12	61	4.2	...	1	
24...	100	27	19	18	1	8	8	15	11500	6.1	12	64	3.8	...	5	
25...	79	28	27	26	1	1	1	20	11000	5.5	8	57	3.9	...	1	
26...	95	26	19	19	...	5	4	2	2	18	11000	5.0	8	72	4.0	...	5	
27...	92	32	30	28	2	4	4	16	11500	5.3	15	67	4.4	...	1	
28...	78	29	22	21	1	6	4	2	1	18	11000	6.0	11	55	4.4	...	1	
29...	85	31	20	18	2	10	8	2	1	17	10000	4.9	14	58	4.1	...	2	
30...	119	36	33	30	3	3	3	22	11000	5.1	13	65	4.2	...	2	
31...	111	36	35	34	1	1	1	20	12500	6.2	16	56	5.3	...	3	
32...	57	23	23	23	11	12500	4.9	11	66	4.2	
33...	50	19	19	19	17	10000	5.2	1	
34...	96	29	25	25	...	4	3	1	...	19	11000	5.5	8	60	4.5	...	3	
35...	102	33	33	30	3	18	11000	5.4	14	74	3.9	...	5	
36...	85	27	24	21	3	15	12000	5.1	12	50	4.5	...	3	
37...	104	34	29	27	2	5	5	20	9500	5.8	14	61	4.6	...	2	
38...	87	29	26	25	1	3	2	1	...	21	13000	5.9	8	71	4.9	...	4	
39...	125	38	17	16	1	21	10	11	...	18	10500	5.8	20	50	4.1	
40...	100	36	35	35	...	1	1	20	11500	5.3	16	61	4.6	...	2	
41...	80	28	27	26	1	1	1	26	11000	5.3	2	1	

City Block Characteristics

Table 2.—CHARACTERISTICS OF HOUSING UNITS, BY BLOCKS: 1960—Con.

["Total population" contains no persons in group quarters unless preceded by asterisk; one asterisk (*) denotes less than 10 percent; two asterisks (**), 10 percent or more]

Blocks within census tracts	Total population	All housing units by condition and plumbing								Occupied housing units								
		Total	Sound		Deteriorating			Dilapidated	Owner occupied			Renter occupied			Occupied by non-white	1.01 or more persons per room		
			Total	With all plumbing facilities	Lacking some or all facilities	Total	With all plumbing facilities		Lacking some or all facilities	Total	Average value (dollars)	Average number of rooms	Total	Average contract rent (dollars)			Average number of rooms	
							With flush toilet	No flush toilet										
D-9.....	*4970	1509	1428	1381	47	67	48	19	...	14	895	13500	5.7	586	70	4.3	6	89
1....	68	23	23	23	15	19000	7.3	8	78	4.8	...	1
2....	45	17	16	16	...	1	1	11	15000	4.9	6	81	4.2	...	1
3....	61	19	15	15	...	4	2	2	14	12500	6.0	5	...	5.2
4....	**503	17	16	15	1	1	1	1	5	12000	5.2	10	49	6.5	...	1
5....	74	22	21	20	1	1	1	1	18	11000	4.8	4	3
6....	61	19	19	19	18	19500	5.2	1	2
7....	43	16	16	16	15	17500	5.2
8....	49	16	16	16	15	16500	5.4
9....	47	15	15	15	14	17500	5.3	1
10....	49	19	19	15	4	14	19500	5.3	5	64	3.4	...	1
11....	59	21	21	21	11	12500	5.8	8	86	5.5	...	2
12....	56	19	19	19	16	13500	5.4	3
13....	45	17	17	16	1	17	12000	5.1
14....	32	15	15	15	15	16000	5.6
15....	**55	19	18	14	4	1	1	13	11500	6.3	6	55	3.2	...	2
16....	57	23	21	21	...	2	2	9	10000	6.1	14	70	3.9
17....	91	26	24	24	...	2	2	19	12500	6.4	6	67	4.2	...	3
18....	105	35	29	29	...	2	...	2	...	4	11	...	4.9	23	69	4.3	...	2
19....	62	21	18	14	4	1	1	2	7	11000	6.3	14	58	4.6	...	1
20....	81	25	23	22	1	1	1	1	19	11000	5.7	6	74	4.7	...	3
21....	120	35	35	35	27	13500	5.8	8	76	4.8	...	1
22....	90	29	29	29	23	15000	5.5	6	70	4.3	...	3
23....	84	27	27	26	1	14	16000	5.7	13	73	4.5	...	1
24....	63	16	16	14	2	14	14500	5.8	2	2
25....	68	21	21	21	14	14000	5.9	6	85	4.5	...	3
26....	49	17	17	17	11	12500	6.0	6	78	4.7
27....	80	26	26	25	1	19	16500	6.3	7	93	5.3	...	1
28....	67	26	26	26	9	17500	6.1	17	101	4.4
29....	40	18	18	18	13	15500	5.9	5	83	4.2
30....	*126	38	37	37	...	1	1	28	12500	5.9	10	78	4.6	...	1
31....	190	54	47	46	1	7	7	27	11500	5.7	27	67	4.7	...	9
32....	50	21	21	21	11	12500	5.6	10	73	3.7
33....	**33	10	10	10	7	12500	5.7	2
35....	13	6	6	6	1	5	71	2.2
36....	94	34	31	31	...	3	3	9	13000	6.9	25	53	3.0	...	2
37....	68	24	21	21	...	3	2	1	7	10500	4.9	15	64	4.0	...	1
38....	52	17	17	17	11	12500	5.6	6	70	4.7	...	1
39....	161	40	37	35	2	3	2	1	28	11500	6.1	11	75	5.2	...	5
40....	100	40	38	38	...	2	2	29	12000	5.7	10	75	4.9	...	1
41....	36	13	13	13	10	14000	6.0	3
42....	43	17	17	17	11	15000	5.6	6	...	5.8
43....	97	30	30	30	23	15000	6.4	7	78	4.4	...	2
44....	81	24	24	24	18	16500	5.8	6	...	5.7
45....	78	19	19	17	2	14	15000	6.0	5	73	4.4	...	2
46....	50	18	18	18	9	15000	5.7	9	79	5.0
47....	170	46	46	46	24	11500	5.5	22	77	4.5	...	5
48....	150	58	58	56	2	26	11500	5.3	32	84	3.9	...	2
49....	72	25	23	21	2	2	1	1	11	11500	6.3	14	65	4.9
50....	98	27	11	9	2	2	6	3	...	7	4	22	64	4.4	4	4
51....	83	49	48	48	...	1	1	7	...	4.4	40	56	3.1	...	3
52....	59	27	21	14	7	6	6	7	10500	5.0	18	52	4.1	1	3
53....	71	26	13	12	1	13	6	7	4	18	61	5.2	1	5
55....	109	40	39	38	1	1	1	25	12500	5.7	14	73	4.4	...	1
56....	141	41	41	40	1	22	11000	6.0	16	72	5.0	...	4
57....	12	8	8	6	2	5	...	5.8	3
58....	61	20	20	20	15	12500	5.3	5	...	4.0
59....	54	15	15	15	11	12000	5.0	4	1
60....	61	19	19	15	4	13	13500	6.2	5	74	4.2	...	1
61....	95	33	33	33	23	13000	5.7	10	63	4.4
62....	108	34	34	34	24	12000	6.0	10	67	3.7	...	3
63....	50	17	17	17	11	14500	5.5	6	62	3.8
D-10.....	*4854	1658	1413	1282	131	214	156	58	...	31	704	12500	5.8	909	70	3.6	4	134
1....	73	24	18	18	...	6	2	4	13	10500	5.7	11	62	4.4	2	2
2....	281	75	72	72	...	3	3	49	12500	6.3	26	78	4.1	...	6
3....	114	28	23	23	...	5	5	16	14000	6.9	12	83	4.1	...	5
4....	128	47	33	33	...	14	14	18	14500	6.4	28	76	4.3
5....	*156	53	53	50	3	27	14000	5.8	26	73	3.4	...	2
6....	*152	50	50	49	1	26	11500	5.3	24	85	4.1	...	4
7....	109	44	44	43	1	24	12000	5.6	19	67	4.3	...	2
8....	**142	40	36	34	2	3	2	1	...	1	21	10500	5.5	18	67	3.8	...	5
9....	150	41	40	37	3	1	1	18	13000	6.7	22	75	4.1	...	5
10....	77	19	19	19	14	11500	5.8	5	64	4.2	...	3
11....	**40	13	13	12	1	4	8	71	3.1	...	1
12....	**32	4
13....	65	25	25	25	5	...	6.6	19	71	3.6	...	3
14....	32	9	7	5	2	2	1	1	2	7	84	4.4	...	1
15....	72	26	20	13	7	6	2	4	9	14500	6.1	16	84	3.6	...	2
16....	100	26	22	22	...	3	3	1	11	11500	6.0	15				

Table 2.—CHARACTERISTICS OF HOUSING UNITS, BY BLOCKS: 1960—Con.

["Total population" contains no persons in group quarters unless preceded by asterisk: one asterisk (*) denotes less than 10 percent; two asterisks (**), 10 percent or more]

Blocks within census tracts	Total population	All housing units by condition and plumbing									Occupied housing units							
		Total	Sound			Total	Deteriorating		Dilapidated	Owner occupied			Renter occupied			Occupied by non-white	1.01 or more persons per room	
			Total	With all plumbing facilities	Lacking some or all facilities		With all plumbing facilities	Lacking some or all facilities		Total	Average value (dollars)	Average number of rooms	Total	Average contract rent (dollars)	Average number of rooms			
								With flush toilet										No flush toilet
21...	61	23	23	23	13	10000	5.2	10	79	3.7	
22...	39	13	11	11	...	2	2	8	18500	6.0	5	...	5.4	...	1	
23...	54	24	24	24	11	...	6.1	11	66	3.0	...	1	
24...	127	41	32	20	...	9	6	24	12000	6.0	17	69	3.6	...	6	
25...	201	63	57	52	...	6	6	39	12500	6.0	24	83	4.3	...	4	
26...	117	36	31	31	...	5	5	23	9500	5.7	13	69	4.4	...	3	
27...	125	31	28	26	...	2	2	20	11500	6.3	11	74	4.5	...	6	
28...	101	38	37	34	...	3	1	20	13000	5.7	17	69	3.5	...	2	
29...	117	40	39	39	...	1	1	8	...	5.0	32	75	3.8	...	4	
30...	59	28	24	24	...	4	3	12	11500	5.4	12	63	3.5	...	3	
31...	*63	23	23	17	...	6	9	...	5.4	13	63	3.3	
32...	93	47	47	31	...	16	8	...	4.6	37	65	3.5	
33...	46	19	15	9	...	4	4	8	...	5.8	9	62	3.7	
34...	36	36	36	31	...	5	3	8	...	5.6	25	85	3.4	...	1	
35...	88	37	27	24	...	10	5	9	...	5.8	27	72	3.1	...	3	
36...	40	34	34	30	...	4	4	5	...	5.2	35	70	3.3	...	3	
37...	91	51	46	39	...	7	5	5	...	4.0	45	65	3.0	...	2	
38...	**55	27	3	3	...	17	3	4	23	45	2.1	...	3	
39...	**61	21	16	9	...	7	5	4	16	57	2.7	...	3	
40...	**94	32	26	18	...	6	6	10	...	5.3	20	64	3.3	
41...	*82	31	31	25	...	6	13	12000	5.2	17	67	2.8	1	3	
42...	62	26	14	12	...	2	2	8	10000	6.3	15	48	3.7	...	2	
43...	80	29	14	14	...	3	3	7	...	5.1	22	58	3.6	...	6	
44...	64	22	14	11	...	3	3	8	...	5.4	12	56	2.4	1	5	
45...	83	26	5	5	...	21	21	9	12000	5.9	14	53	2.7	...	5	
46...	65	17	15	15	...	2	2	13	12500	6.3	4	2	
47...	57	17	9	8	...	1	7	13	9000	6.4	4	
48...	99	28	27	27	...	1	1	19	10500	5.5	8	76	4.6	...	1	
49...	*110	36	25	22	...	3	11	15	10000	4.6	20	73	4.3	...	2	
50...	130	50	42	40	...	2	8	14	13500	5.9	36	71	3.6	...	2	
51...	115	36	32	32	...	4	4	17	10500	5.7	19	76	3.9	...	2	
52...	119	34	31	28	...	3	3	17	12000	5.5	15	71	4.7	...	4	
1....	*3914	1246	1017	958	59	201	154	45	2	28	725	12500	5.6	485	72	3.9	134	132
1....	50	16	16	16	12	22000	5.1	4	2	
2....	104	30	23	23	...	5	23	15000	5.4	7	71	4.3	...	3	
3....	206	59	36	32	...	4	19	14	5	45	10000	5.5	13	60	4.4	...	15	
4....	127	34	16	14	...	2	16	14	2	30	10000	5.9	4	27	
5....	94	25	23	23	...	2	2	23	12500	4.7	2	5	
6....	20	7	3	3	...	2	2	7	8000	5.3	4	
7....	120	31	27	27	...	3	1	26	14000	5.2	4	10	
8....	62	15	13	11	...	2	7	12000	6.7	6	48	4.2	...	6	
9....	43	14	14	14	10	13500	4.8	4	1	
10...	171	56	55	55	...	1	1	38	13500	5.0	14	76	4.8	...	3	
11...	122	40	40	39	...	1	29	13500	5.9	11	68	4.5	...	3	
12...	99	43	41	40	...	1	2	1	...	24	11500	5.3	18	65	3.7	
13...	*93	24	24	24	20	12000	4.9	4	1	
14...	164	47	47	39	...	8	33	11000	5.5	13	64	3.5	...	6	
15...	117	39	33	33	...	6	2	3	1	23	11000	5.2	15	64	5.2	...	1	
16...	22	6	6	6	6	12500	4.7	1	
17...	107	35	35	30	...	5	24	10000	4.9	10	70	4.1	...	4	
18...	100	30	29	23	...	6	17	9500	5.1	13	64	4.2	...	1	
19...	63	22	22	21	...	1	10	11000	5.3	11	85	3.7	...	2	
20...	56	12	2	2	...	10	10	7	10500	5.9	5	52	3.6	11	5	
21...	65	20	20	20	9	10000	5.4	10	72	5.5	...	1	
22...	46	16	11	11	...	4	7	12000	6.3	7	61	3.6	8	3	
23...	61	19	10	10	...	9	9	13	9000	5.1	6	146	4.2	12	2	
24...	66	15	10	10	...	3	1	10	11500	5.4	5	69	4.4	6	4	
25...	74	22	11	11	...	11	11	15	11500	5.8	6	56	3.8	4	4	
26...	78	19	7	6	...	12	12	10	10000	5.4	9	76	3.8	5	6	
27...	171	47	32	32	...	15	15	34	14000	5.8	13	75	4.7	...	4	
28...	58	15	10	10	...	5	4	8	11000	6.5	4	4	
29...	38	11	9	9	...	2	2	7	13000	5.1	4	2	
30...	60	22	9	9	...	7	5	2	...	12	8000	4.8	7	44	3.3	1	4	
31...	*43	14	5	4	...	1	5	4	...	9	9000	5.3	5	37	3.4	...	2	
32...	40	12	9	9	...	3	3	6	11000	6.2	6	63	4.7	...	1	
33...	45	18	13	13	...	5	2	3	...	7	13500	5.4	11	52	4.6	
34...	64	17	5	5	...	12	9	3	...	11	11000	5.8	6	68	4.2	2	2	
35...	61	18	14	14	...	4	4	7	10000	6.6	11	129	4.1	...	3	
36...	108	31	27	24	...	3	4	1	3	13	11000	5.9	18	44	4.8	...	3	
37...	*88	42	32	24	...	8	10	5	...	17	12500	6.2	20	62	3.0	...	3	
38...	78	25	20	17	...	3	5	3	...	9	13500	5.7	16	73	2.9	...	5	
39...	112	61	59	59	...	2	2	4	54	85	3.4	...	1	
40...	63	29	29	29	11	18500	6.3	16	77	3.7	
41...	54	24	24	18	...	6	10	16500	7.4	14	60	2.6	...	1	
42...	40	14	14	14	12	14500	6.0	2	1	
43...	36	13	13	13	9	16500	6.0	4	
44...	82	23	21	21	...	2	1	1	...	17	15500	6.5	5	1	
45...	123	51	50	43	...	7	1	1	...	12	18000	6.0	38	88	2.6	...	2	
46...	2	1	
47...	*41	11	11	11	9	33000	10.6	2	
49...	110	30	25	25	...	2	2	18	19000	6.4	11	79	4.2	...	6	
50...	47	15	5	5	...	8	2	6	...	3	12	40	4.2	1	3	
51...	20	6	6	6	1	5	59	4.4	...	1	

City Block Characteristics

Table 2.—CHARACTERISTICS OF HOUSING UNITS, BY BLOCKS: 1960—Con.

["Total population" contains no persons in group quarters unless preceded by asterisk: one asterisk (*) denotes less than 10 percent; two asterisks (**), 10 percent or more]

Blocks within census tracts	Total population	All housing units by condition and plumbing								Occupied housing units								
		Total	Sound			Deteriorating			Dilapidated	Owner occupied			Renter occupied			Occupied by non-white	1.01 or more persons per room	
			Total	With all plumbing facilities	Lacking some or all facilities	Total	With all plumbing facilities	Lacking some or all facilities		Total	Average value (dollars)	Average number of rooms	Total	Average contract rent (dollars)	Average number of rooms			
																		With flush toilet
7...	**257	58	58	57	1	54	17000	5.2	3	1
8...	43	14	12	12	...	2	2	13	12000	4.2	1	1
9...	96	34	33	33	...	1	1	34	15500	4.8	1
10...	124	46	43	43	...	3	3	40	17000	5.2	3	2
11...	38	13	13	13	13	13000	4.5	2
12...	77	24	24	23	1	24	13000	5.0	1
13...	155	46	46	46	42	13500	4.7	4	4
14...	75	24	24	24	21	14500	4.8	3	2
15...	74	27	27	27	24	16500	5.0	3	1
16...	61	22	22	22	20	16500	4.9	2
17...	43	18	18	18	13	15500	5.3	5	119	3.6
18...	37	15	15	15	10	18500	5.2	5	107	4.8
19...	44	13	13	13	12	18500	5.3	1
20...	38	15	15	15	12	22000	6.0	3	1
21...	50	21	21	21	10	25000	7.2	11	108	4.3
22...	54	28	28	28	11	23000	6.0	17	101	4.5
23...	71	45	45	45	10	21000	5.5	32	90	3.6
24...	95	50	49	49	...	1	1	12	24000	5.3	37	97	4.1
25...	125	60	60	60	11	21000	6.8	49	90	4.5
26...	52	18	17	17	...	1	1	13	16500	6.1	5	95	5.0
27...	61	18	18	18	17	17500	6.5	1	1
28...	44	14	13	13	...	1	1	12	22000	5.7	1
29...	60	19	19	19	19	26000	5.9	1
30...	61	21	21	21	20	23000	5.4
31...	34	14	14	14	14	20000	5.1	3
32...	120	30	30	30	29	23000	5.7	2
33...	60	16	16	16	16	16000	4.9	3
34...	69	18	18	18	16	17500	5.5	2	1
35...	106	31	31	31	28	17500	5.5	3	1
37...	45	14	14	14	13	18500	5.2	1	1
38...	51	15	15	15	15	16500	4.9	1
39...	44	19	19	19	19	17500	4.6
40...	76	24	24	24	24	23000	5.3	1
41...	55	23	23	22	1	23	19500	5.1
42...	75	24	24	24	22	21000	5.1	1	2
43...	73	20	20	20	18	20000	5.9	2
44...	45	14	14	14	12	20000	5.7	1	1
45...	54	16	16	16	16	18000	5.8
46...	54	17	17	17	15	14000	5.7	2	1
47...	50	20	20	20	14	16000	5.9	5	85	3.4
48...	50	17	17	17	16	17000	6.4	1	1
49...	57	16	16	16	12	19000	7.8	4	1
50...	57	19	19	19	12	16000	6.6	7	92	6.0
D-15...	*3629	1010	1003	991	12	7	7	941	15500	4.8	53	86	4.2	...	94
1...	199	57	57	54	3	53	14500	4.8	2	5
2...	87	25	25	25	24	13000	4.5	3
3...	47	14	14	14	12	12500	4.9	2	1
4...	111	31	31	30	1	29	12500	4.5	2	6
5...	121	36	36	34	2	31	12000	4.4	4	4
6...	107	31	31	31	28	13500	4.6	2	4
7...	99	30	30	29	1	27	13500	4.5	1	4
8...	94	35	35	31	4	30	12500	4.0	3	3
9...	80	25	25	24	1	23	11500	4.2	2	3
10...	93	21	21	21	21	14000	5.0	4
11...	90	28	28	28	28	13000	4.6	2
12...	79	24	24	24	22	12500	4.4	2	2
13...	35	12	12	12	12	12500	4.3	1
14...	61	19	17	17	...	2	2	19	13500	4.5	1
15...	59	16	16	16	13	12500	4.4	3	2
16...	53	16	15	15	...	1	1	16	12500	4.3	1
17...	60	16	15	15	...	1	1	16	13000	4.4	3
18...	116	28	28	28	28	14500	5.0	5
19...	152	36	35	35	...	1	1	36	15000	4.9	5
20...	81	25	25	25	25	16000	5.0	2
21...	81	24	24	24	24	19000	5.1	2
22...	*54	15	15	15	15	17500	5.0	1
23...	100	27	27	27	26	18500	5.2	1	1
24...	70	18	18	18	18	18500	5.3	2
25...	38	13	13	13	13	18000	5.2
26...	30	8	8	8	8	20000	5.8
27...	72	25	25	25	17	21000	5.3	2	2
28...	20	6	6	6	6	20000	5.3
29...	88	25	25	25	25	21000	5.5	2
30...	68	23	23	23	22	19000	5.0	1
31...	90	26	26	26	25	19500	5.2	1
32...	62	18	18	18	18	20000	5.1	1
33...	71	23	23	23	22	16000	4.5	1
34...	86	26	26	26	24	15000	4.7	2	1
35...	68	18	18	18	18	14500	4.7	1
36...	44	12	12	12	11	16000	4.7	1	3
37...	92	30	30	30	27	17000	4.9	3	2
38...	52	16	15	15	...	1	1	11	15000	5.2	5	70	4.4	...	2
39...	49	17	17	17	13	12500	5.4	4
40...	105	31	31	31	30	16000	5.0	1	3
41...	113	31	31	31	31	18500	5.5	5

Table 2.—CHARACTERISTICS OF HOUSING UNITS, BY BLOCKS: 1960—Con.

["Total population" contains no persons in group quarters unless preceded by asterisk; one asterisk (*) denotes less than 10 percent; two asterisks (**), 10 percent or more]

Blocks within census tracts	Total population	All housing units by condition and plumbing									Occupied housing units							
		Total	Sound			Deteriorating			Dilapidated	Owner occupied			Renter occupied			Occupied by non-white	1.01 or more persons per room	
			Total	With all plumbing facilities	Lacking some or all facilities	Total	With all plumbing facilities	Lacking some or all facilities		Total	Average value (dollars)	Average number of rooms	Total	Average contract rent (dollars)	Average number of rooms			
42...	169	51	50	50	...	1	1	44	18000	5.1	7	81	4.4	...	5
43...	**183	2
D-16....	2157	622	604	601	3	13	9	1	3	5	561	17000	5.1	31	79	4.6	...	47
1...	154	50	46	44	2	4	3	...	1	...	44	16500	4.7	6	84	4.2	...	4
2...	296	96	94	94	...	1	1	1	76	19500	5.3	1	4
3...	134	37	37	37	33	18000	5.2	2	2
4...	156	46	46	46	45	13500	5.0	1
5...	156	46	46	46	43	13500	5.0	2	2
6...	136	36	36	36	35	14000	4.6	1	4
7...	158	42	42	42	42	14500	4.7	4
8...	145	38	38	38	37	18000	5.1	1	6
9...	114	36	34	34	...	2	2	30	21000	5.3	1	2
10...	63	18	18	18	18	18500	5.3
11...	65	18	18	18	18	19000	5.1	2
12...	359	104	95	94	1	6	3	1	2	3	88	19000	5.1	14	72	4.6	...	10
13...	219	54	53	53	1	51	19000	5.6	2	7
14...	2	1
D-17....	*3202	1004	923	904	19	67	50	17	...	14	813	11500	5.0	173	64	4.3	1	98
1...	83	27	27	27	25	12500	5.1	2	3
2...	52	16	15	15	...	1	1	15	11500	5.2	1	1
3...	56	17	17	17	13	11000	5.5	4
4...	71	20	20	20	20	12500	4.7	2
5...	23	9	9	9	7	15000	4.4	2
6...	68	21	21	21	17	11000	4.9	3	4
7...	6	2
8...	17	9	9	9	9	13000	4.3
9...	31	14	14	14	12	10500	4.5	1
10...	34	14	14	14	14	12000	4.6	1
11...	32	12	12	12	12	12500	5.0
12...	72	24	23	18	5	1	1	14	10000	5.2	9	55	4.0	...	4
13...	17	4
14...	19	6	6	6	3	2	1
15...	41	12	12	12	11	11000	5.7	1
16...	8	2
18...	25	7	7	7	7	13000	5.0
19...	19	6	6	6	6	13500	4.7
20...	36	12	12	12	11	12000	4.5	1	1
21...	110	42	40	40	...	2	2	34	11000	4.8	7	71	4.1	...	3
22...	123	36	34	34	...	2	2	31	12000	4.9	5	58	4.4	...	4
23...	36	10	7	7	...	3	1	2	7	9000	5.1	3
24...	22	8	8	8	4	3
25...	14	3
26...	54	13	12	12	...	1	1	11	11000	5.1	2	1
27...	68	19	16	15	1	3	3	16	9500	5.3	3	3
28...	40	12	12	12	1	3	9	13000	5.0	2	2
29...	57	18	15	14	1	3	2	1	14	12500	5.0	3	3
30...	23	9	9	7	2	5	...	4.2	4
31...	4	1
33...	7	3
34...	116	31	30	29	1	1	...	1	25	12500	4.9	6	59	4.8	...	6
35...	70	19	19	19	18	10000	4.3	1	4
36...	32	12	9	9	...	2	1	1	...	1	11	10500	4.4
37...	91	29	29	29	24	12500	4.5	4	3
38...	54	15	14	14	...	1	1	10	10500	5.8	5	66	3.6	...	2
39...	55	12	11	11	...	1	1	9	10000	5.4	3	2
40...	27	10	10	10	10	14000	5.0
41...	14	7	7	7	7	10000	5.0
42...	42	11	11	11	10	9500	5.4	1	2
43...	106	32	32	32	26	10500	5.0	4	2
44...	**8	1
45...	39	15	3	3	...	5	4	1	...	7	7	5000	4.4	7	185	4.6
46...	35	12	4	4	...	7	2	5	...	1	5	...	6.0	7	48	2.4	...	2
47...	28	12	10	10	...	2	2	11	11500	5.2	1
48...	49	16	14	12	2	2	2	10	10000	5.3	6	45	3.5	...	1
49...	37	11	11	11	7	10500	5.3	3	2
50...	41	14	14	14	11	10000	5.7	2	1
51...	42	10	10	10	...	2	2	10	12500	5.6	2
52...	31	12	11	11	...	1	1	10	13500	5.3	2
53...	35	12	12	12	12	13000	5.6
54...	52	18	18	18	17	10000	4.2	1	2
55...	51	14	13	13	1	...	11	11000	4.7	3
56...	40	13	12	12	1	...	10	11000	4.9	3	4
57...	69	20	16	16	...	3	3	...	1	...	20	10500	4.4	3
58...	57	20	17	17	...	3	3	19	10000	4.5	1	3
59...	13	4	1
60...	35	11	11	11	9	12000	4.7	2	1
61...	78	23	19	18	1	3	2	1	...	1	22	11500	4.5	1	5
62...	49	19	19	18	1	16	11000	4.4	2	2
63...	80	22	19	19	...	3	3	21	13000	5.2	1	4
64...	55	19	19	19	13	13000	4.5	6	69	4.2	...	1
65...	68	22	22	22	16	16000	5.1	6	73	4.2	...	2
66...	51	15	15	15	11	12500	5.8	4
67...	80	16	16	14	2	13	13500	6.0	3	5
68...	24	12	9	9	...	3												

City Block Characteristics

Table 2.—CHARACTERISTICS OF HOUSING UNITS, BY BLOCKS: 1960—Con.

["Total population" contains no persons in group quarters unless preceded by asterisk (*) denotes less than 10 percent; two asterisks (**), 10 percent or more]

Blocks within census tracts	Total population	All housing units by condition and plumbing								Occupied housing units								
		Total	Sound			Deteriorating			Dilapidated	Owner occupied			Renter occupied			Occupied by non-white	1.01 or more persons per room	
			Total	With all plumbing facilities	Lacking some or all facilities	Total	With all plumbing facilities	Lacking some or all facilities		Total	Average value (dollars)	Average number of rooms	Total	Average contract rent (dollars)	Average number of rooms			
								With flush toilet										No flush toilet
29...	**31	7	7	7	7	26000	5.7	
30...	47	11	11	11	10	29000	6.7	1	
31...	172	53	51	51	...	2	2	36	22000	5.4	11	139	4.2	...	3	
32...	8	2	
33...	24	7	7	7	5	16000	4.8	2	
34...	12	2	
36...	50	10	10	9	1	10	19000	5.5	2	
37...	62	14	14	14	14	18500	5.2	3	
D-23...	**2863	757	732	730	2	24	20	2	2	1	635	22000	5.9	108	71	4.3	3	31
1...	38	9	7	7	...	2	1	...	1	...	4	4	2
2...	185	49	43	43	...	5	3	1	1	...	44	18500	5.6	2	2
5...	**375	29	29	28	1	29	18	3.1	1	...	2
6...	54	17	14	14	...	3	3	11	16500	5.5	6	81	4.3
7...	214	58	51	50	1	7	7	53	19000	5.5	5	114	4.6	...	4
8...	113	30	30	30	27	25000	5.7	3
9...	60	16	16	16	14	23000	5.6	2	3
10...	4
11...	31	8	8	8	7	26000	6.1	1
12...	93	32	32	32	31	35000	6.8	1
13...	37	9	9	9	9	34000	6.4
14...	40	10	10	10	10	25000	6.1
15...	57	13	13	13	13	32000	6.5
16...	62	16	16	16	14	37000	6.9
17...	58	16	16	16	15	26000	5.7	1	2
18...	31	7	7	7	7	30000	6.9
19...	148	38	38	38	35	30000	6.6	3	1
20...	42	12	12	12	12	18000	5.3
21...	79	27	27	27	22	17500	5.7	5	91	4.2	...	1
22...	70	22	21	21	...	1	1	22	20000	5.4	2
23...	98	23	23	23	23	31000	6.7
24...	4	2
25...	59	14	14	14	12	31000	6.7	1	2
26...	53	15	15	15	14	23000	5.7	1	1
27...	76	28	28	28	25	25000	5.8	2
28...	28	7	7	7	7	35000	7.1
29...	81	23	22	22	...	1	1	18	15000	5.9	4	2
30...	87	28	28	28	26	16500	5.4	2
31...	72	30	29	29	...	1	1	30	15000	5.7
32...	50	14	14	14	9	16000	5.4	5	80	3.4
33...	41	13	12	12	...	1	1	6	14500	5.3	6	102	4.8	2	1
34...	39	13	13	13	10	13000	5.9	3
35...	74	24	24	24	19	12500	5.3	5	...	4.6	...	1
36...	73	25	25	25	21	26000	5.8	4
37...	83	29	28	28	...	1	1	25	15500	5.5	4	1
38...	90	31	31	31	21	16500	5.9	9	97	4.9
39...	64	20	18	18	...	2	2	17	23000	6.8	3	1
D-24...	2616	800	786	786	...	12	12	2	726	24000	6.7	67	109	5.4	...	10
1...	15	5	5	5	5	22000	6.4
2...	67	20	19	19	...	1	1	19	32000	6.9
3...	41	14	14	14	13	29000	6.7	1
4...	50	17	17	17	17	25000	6.0	1
5...	60	20	20	20	18	15500	5.8	1
6...	60	20	20	20	17	15000	5.5	3
7...	58	23	23	23	22	16500	5.5	1
8...	46	15	15	15	14	17000	5.7	1
9...	106	33	33	33	27	18500	5.5	6	105	4.5	...	2
10...	46	16	16	16	16	18000	5.9
12...	64	21	21	21	20	16000	5.8
13...	67	20	20	20	19	15000	5.8	1	1
14...	33	16	16	16	14	25000	6.1	2
15...	37	13	13	13	12	28000	6.3
16...	48	15	15	15	13	24000	5.4	2	1
17...	20	6	6	6	5	22000	4.6	1
18...	58	18	18	18	18	21000	5.4	1
19...	33	11	11	11	10	28000	7.0
20...	48	19	19	19	18	25000	5.9	1
21...	36	11	11	11	11	27000	5.9
22...	54	17	17	17	16	25000	5.9	1
23...	68	20	20	20	18	29000	7.2	2	1
24...	110	35	35	35	34	27000	7.1	1
25...	137	46	46	46	42	25000	6.7	4
26...	82	26	26	26	23	25000	6.6	2
27...	91	29	27	27	...	2	2	23	28000	7.1	5	117	6.0
28...	83	23	23	23	22	16500	5.9	1	2
29...	95	28	27	27	...	1	1	26	18500	6.2	2
30...	102	31	30	30	20	18000	6.1	11	79	4.4	...	1
31...	110	32	32	32	30	22000	7.2	2
32...	38	9	9	9	8	32000	8.3	1
33...	69	17	17	17	13	27000	7.8	4
34...	59	19	19	19	19	32000	8.1
35...	84	23	23	23	21	33000	8.4	1
36...	24	8	8	8	8	28000	8.0
37...	73	18	17	17	...	1	1	18	21000	7.2	1
38...	115																	

Table 2.—CHARACTERISTICS OF HOUSING UNITS, BY BLOCKS: 1960—Con.

["Total population" contains no persons in group quarters unless preceded by asterisk; one asterisk (*) denotes less than 10 percent; two asterisks (**), 10 percent or more]

Blocks within census tracts	Total population	All housing units by condition and plumbing									Occupied housing units							
		Total	Sound			Deteriorating			Dilapidated	Owner occupied			Renter occupied			Occupied by non-white	1.01 or more persons per room	
			Total	With all plumbing facilities	Lacking some or all facilities	Total	With all plumbing facilities	Lacking some or all facilities		Total	Average value (dollars)	Average number of rooms	Total	Average contract rent (dollars)	Average number of rooms			
								With flush toilet										No flush toilet
40...	54	12	12	12	12	25000	8.3
41...	48	15	14	14	...	1	1	15	26000	7.8
42...	29	8	8	8	6	...	9.8	2
43...	24	5	5	5	4	1
44...	14	5	5	5	5	30000	8.0

U.S. CENSUS OF HOUSING: 1960

Series HC(3)-160

CITY BLOCKS

Des Moines, Iowa


Prepared under the supervision of
WAYNE F. DAUGHERTY, Chief
Housing Division



U.S. DEPARTMENT OF COMMERCE
Luther H. Hodges, Secretary

BUREAU OF THE CENSUS

Richard M. Scammon, Director (From May 4, 1961)
Robert W. Burgess, Director (To March 3, 1961)





BUREAU OF THE CENSUS

RICHARD M. SCAMMON, *Director* (From May 4, 1961)
ROBERT W. BURGESS, *Director* (To March 3, 1961)

A. ROSS ECKLER, *Deputy Director*
HOWARD C. GRIEVES, *Assistant Director*
CONRAD TABUBER, *Assistant Director*
MORRIS H. HANSEN, *Assistant Director for Statistical Standards*
CHARLES B. LAWRENCE, JR., *Assistant Director for Operations*
WALTER L. KEHRES, *Assistant Director for Administration*
CALVERT L. DEDRICK, *Chief, International Statistical Programs Office*
A. W. VON STRUVE, *Acting Public Information Officer*

Housing Division—

WAYNE F. DAUGHERTY, *Chief*
DANIEL B. RATHBUN, *Assistant Chief*
BEULAH WASHBAUGH, *Special Assistant*
MILTON D. LIEBERMAN, *Chief, Coordination and Research*

Decennial Operations Division—GLEN S. TAYLOR, *Chief*
Electronic Systems Division—ROBERT F. DRURY, *Chief*
Field Division—JEFFERSON D. McPIKE, *Chief*
Geography Division—WILLIAM T. FAY, *Chief*
Population Division—HOWARD G. BRUNSMAN, *Chief*
Statistical Methods Division—JOSEPH STEINBERG, *Chief*

Library of Congress Card Number: A61-9347

SUGGESTED CITATION

U.S. Bureau of the Census. *U.S. Census of Housing: 1960. Vol. III, City Blocks.*
Series HC(3), No. 160.
U.S. Government Printing Office, Washington, D.C., 1961.

For sale by the Superintendent of Documents, U.S. Government Printing Office, Washington 25, D.C.
or any of the Field Offices of the Department of Commerce—Price 40 cents.

Table 1.—CHARACTERISTICS OF HOUSING UNITS, FOR THE CITY: 1960

Subject	Number	Percent	Subject	Number	Percent
All housing units	71,758	100.0	Occupied housing units—Con.		
CONDITION AND PLUMBING			COLOR		
Sound	56,819	79.2	White	65,142	95.5
With all plumbing facilities	52,596	73.2	Nonwhite	3,084	4.5
Lacking some or all facilities	4,263	5.9			
Deteriorating	11,575	16.1	PERSONS PER ROOM		
With all plumbing facilities	7,656	10.7	1.00 or less	62,231	91.2
Lacking some or all facilities	3,919	5.5	1.01 or more	5,995	8.8
With flush toilet	2,694	3.8			
No flush toilet	1,225	1.7	AVERAGE NUMBER OF ROOMS		
Dilapidated	3,364	4.7	Owner occupied	5.3	...
Occupied housing units	68,226	100.0	Renter occupied	3.4	...
TENURE			VALUE AND RENT		
Owner occupied	46,445	68.1	Average value	12,900	...
Renter occupied	21,781	31.9	Average contract rent	68	...

NOTE.—On the map for Des Moines approximately 2,990 blocks are identified.

Table 2.—CHARACTERISTICS OF HOUSING UNITS, BY BLOCKS: 1960

["Total population" contains no persons in group quarters unless preceded by asterisk: one asterisk (*) denotes less than 10 percent; two asterisks (**), 10 percent or more]

Blocks within census tracts	Total population	All housing units by condition and plumbing								Occupied housing units								
		Total	Sound			Deteriorating			Dilapidated	Owner occupied			Renter occupied			Occupied by non-white	1.0 or more persons per room	
			Total	With all plumbing facilities	Lacking some or all facilities	Total	With all plumbing facilities	Lacking some or all facilities		Total	Average value (dollars)	Average number of rooms	Total	Average contract rent (dollars)	Average number of rooms			
1.....	*4834	1456	1118	935	183	292	111	12	169	46	1176	10500	4.9	143	56	4.0	1	233
2.....	34	10	9	8	1	1	1	1	1	1	7	12000	5.0	1	3
3.....	127	49	47	47	...	1	1	1	33	15000	5.5	6
4.....	117	28	21	20	1	5	4	1	...	2	20	15500	5.6	7	73	4.3	...	6
5.....	4	1
6.....	33	9	4	4	...	4	1	...	3	1	8	18000	6.1	1	2
9.....	95	31	2	2	...	28	10	...	18	1	27	6500	5.2	3	2
10.....	62	18	9	7	2	8	5	...	3	1	15	10000	4.5	2	4
11.....	44	16	4	3	1	12	3	...	3	...	13	7000	5.1	2	2
12.....	51	17	9	8	1	8	1	...	9	...	11	11000	4.7	1	3
13.....	56	18	11	11	...	7	3	...	4	...	15	10000	4.7	2
14.....	126	39	5	5	...	32	22	3	7	2	30	9000	4.8	8	42	3.0	...	7
16.....	135	34	12	12	...	21	11	1	9	1	32	9500	4.6	2	12
17.....	129	30	19	19	...	9	7	1	1	2	28	13500	5.3	2	6
18.....	91	25	13	13	...	11	9	1	1	1	23	11500	5.0	2	3
19.....	80	23	14	13	1	9	4	1	4	...	19	9000	4.9	4	3
20.....	31	8	3	3	...	5	2	2	1	...	7	12000	5.0	1	1
21.....	3	2
22.....	67	27	22	18	4	4	3	...	1	1	23	...	3.4	4	5
24.....	30	9	9	7	2	8	10500	4.5
25.....	56	15	13	9	4	2	13	11500	4.7	2	4
26.....	62	16	15	13	2	1	1	...	15	11000	5.4	4
27.....	24	8	8	6	2	7	13500	4.4	1	1
28.....	20	7	4	4	...	2	2	1	4	2
32.....	186	47	45	44	1	2	2	35	12500	5.2	6	67	4.2	...	4
34.....	186	59	46	41	5	8	8	5	49	6000	4.1	9	50	4.2	...	13
35.....	45	11	5	5	...	4	2	...	2	2	10	6500	3.9	6
36.....	42	12	8	4	4	4	4	...	8	7000	4.4	2	3
37.....	71	20	14	11	3	3	3	3	17	7500	4.7	3	4
38.....	453	157	147	138	9	8	3	...	5	2	114	13000	4.9	3	16
39.....	32	7	4	2	2	2	1	...	1	1	3	4	1
40.....	34	16	12	9	3	2	2	2	11	7000	4.5	2
41.....	66	19	15	10	5	4	2	...	3	...	17	7000	4.3	4
42.....	16	9	6	4	2	3	3	...	4	2
43.....	41	10	6	5	1	4	4	...	7	7000	5.0	2	3
44.....	11	9	5	2	3	4	4	...	4
45.....	4	1
47.....	37	10	8	5	3	1	1	1	9	6000	4.8	1	4
48.....	43	12	10	9	1	2	2	...	12	8000	4.8	2
50.....	53	16	16	16	12	21000	6.4	4	1
51.....	34	10	10	10	9	20000	6.0
52.....	46	13	13	13	13	20000	5.5
53.....	162	50	49	48	1	1	1	47	17000	6.0	3
54.....	8	3
55.....	65	17	15	12	3	1	1	1	15	8000	4.7	2	3
56.....	41	9	3	1	2	6	6	...	6	4000	4.2	2	5
57.....	46	13	11	1	10	2	2	...	11	5500	3.9	2	3
58.....	36	11	8	1	7	2	2	1	9	5500	3.8	3
59.....	77	19	10	5	5	9	9	...	13	7000	5.1	3	8
60.....	77	23	18	9	9	4	4	1	20	6000	4.3	3	5
61.....	**88	18	18	14	4	15	7000	4.9	2	2
62.....	119	37	30	20	10	3	1	2	23	9000	5.2	11	39	3.0	...	5

City Block Characteristics

Table 2.—CHARACTERISTICS OF HOUSING UNITS, BY BLOCKS: 1960—Con.

["Total population" contains no persons in group quarters unless preceded by asterisk (*) denotes less than 10 percent; two asterisks (**). 10 percent or more]

Blocks within census tracts	Total population	All housing units by condition and plumbing									Occupied housing units							
		Total	Sound			Deteriorating			Dilapidated	Owner occupied			Renter occupied			Occupied by non-white	1.01 or more persons per room	
			Total	With all plumbing facilities	Lacking some or all facilities	Total	With all plumbing facilities	Lacking some or all facilities		Total	Average value (dollars)	Average number of rooms	Total	Average contract rent (dollars)	Average number of rooms			
63...	58	18	14	9	5	3	1	...	2	1	14	6500	4.9	1	4
64...	103	29	24	15	9	3	5	...	25	8500	4.6	2	6
65...	93	22	20	17	3	1	...	21	9000	5.0	1	5
66...	81	25	20	8	12	5	...	22	7500	4.5	1	4
67...	49	13	10	7	3	2	1	12	8500	5.1	1	1
68...	81	22	19	8	11	3	3	...	18	6000	3.9	3	7
69...	40	14	14	12	2	13	9500	4.3	1	2
70...	38	14	12	7	5	1	...	11	9500	4.6	1	1
71...	33	12	6	4	2	6	4	5	8	6500	4.0	2	2
72...	29	13	5	1	4	8	2	1	10	6000	4.0	1	
74...	83	24	20	19	1	3	2	1	19	9500	4.4	3	4
75...	78	20	19	19	1	18	12500	4.8	2	6
76...	78	22	22	22	21	14000	5.1	2	
77...	226	67	61	61	...	5	5	...	58	11500	4.9	3	7
78...	11	3
79...	111	34	32	24	8	2	28	8000	4.9	3	4
80...	16	5	5	5	4	1	2
81...	27	9	8	8	...	1	1	...	5	15000	5.0	4
82...	20	5	5	4	1	5	8500	5.6
83...	23	7	7	5	2	7	6500	4.9	1
2.....	*7200	2132	1700	1642	58	348	292	15	41	84	1807	11500	4.9	209	66	4.3	4	267
1...	96	23	19	14	5	4	4	19	10000	5.4	3	7
2...	106	28	21	19	2	5	1	...	4	2	24	12500	5.3	3	4
3...	112	27	25	23	2	2	1	...	1	...	23	12000	4.9	3	5
4...	149	50	35	33	2	13	9	...	4	2	38	10000	5.1	6	47	5.3	...	3
5...	178	44	41	39	2	3	2	...	1	...	39	11500	4.9	3	9
6...	87	22	20	19	1	2	2	...	19	11500	5.4	3	2
7...	87	29	27	27	...	2	2	26	14000	5.2	1
8...	25	5	4	3	1	1	1	4	1	3
9...	17	5	5	5	5	10500	4.8
10...	183	49	39	35	4	5	3	...	2	5	46	11500	4.7	2	6
11...	63	20	12	12	...	7	3	...	4	1	11	8500	4.7	6	53	3.8	...	4
12...	807	248	233	229	4	5	2	3	203	15500	5.0	5	...	3.8	...	27
13...	43	12	12	12	9	12000	5.2	2	2
14...	18	6	4	4	...	2	2	5	11500	4.6
16...	220	58	44	44	...	11	8	...	2	3	51	10500	4.5	5	75	4.0	1	9
17...	180	51	39	38	1	11	6	...	5	1	44	11500	4.7	1	9
18...	113	28	26	23	3	2	1	...	1	...	24	10000	4.8	4	6
19...	75	24	24	22	2	16	11500	5.5	3	4
20...	233	67	41	41	...	14	9	...	5	12	54	9500	4.6	9	...	3.9	...	12
25...	48	14	14	14	14	17000	5.3	1
26...	77	22	22	22	19	15500	5.3	3	4
27...	52	18	18	18	17	17500	5.4	1
28...	35	11	11	11	10	23000	5.1	1
29...	60	21	21	21	20	15000	4.7	1
30...	54	17	16	16	1	15	16500	5.7	2	1
34...	370	106	46	43	3	60	52	5	3	...	83	7500	4.6	20	62	4.6	1	22
35...	287	92	53	53	...	36	34	1	1	3	82	9000	4.4	6	53	3.2	...	13
36...	57	15	12	11	1	3	10	8000	4.3	4	7
37...	67	20	13	11	2	4	3	...	1	3	14	7500	5.0	5	60	4.4	...	3
38...	90	28	25	24	1	1	1	...	25	8500	4.3	2	3
39...	74	26	22	22	...	2	2	...	24	9000	4.5	2	2
40...	84	23	22	22	...	1	1	...	21	10000	4.8	2	2
41...	63	22	18	13	5	3	2	...	1	1	21	7000	4.4	1	1
44...	82	30	29	25	4	1	24	7500	4.7	4	1
45...	88	29	29	29	26	9000	4.8	3	1
46...	106	31	30	30	...	1	1	26	9000	4.8	4	6
47...	112	33	31	31	...	2	2	28	10000	4.7	3	4
48...	73	28	27	27	...	1	1	...	26	9000	5.0	2	2
49...	74	27	26	24	2	1	1	19	9000	4.4	7	69	4.4	...	1
50...	113	42	24	23	1	18	18	33	8500	4.5	5	76	4.2	...	2
51...	71	20	10	10	...	9	9	1	17	10500	5.2	3	3
52...	86	25	11	11	...	14	14	20	10500	5.2	5	...	4.8	1	2
53...	*127	34	17	17	...	16	16	1	29	9500	5.0	4	5
54...	107	31	27	27	...	2	1	...	1	2	27	9000	4.6	4	5
55...	8	3
56...	96	24	11	11	...	11	11	2	23	9500	5.2	1	3
57...	47	14	5	5	...	9	9	12	9000	5.2	1	1
58...	90	27	14	14	...	12	12	1	22	8000	4.9	5	56	4.4	...	4
59...	76	24	8	8	...	16	15	1	18	8500	4.9	6	56	4.3	...	3
60...	140	42	14	14	...	27	27	1	32	7000	4.7	9	56	4.3	...	5
62...	117	32	21	20	1	4	4	7	24	9000	4.6	5	...	4.2	...	7
63...	41	14	10	10	4	10	8500	4.6	3	3
64...	50	18	12	10	2	1	1	5	10	11500	4.6	4	1
65...	246	70	65	65	...	3	2	...	1	2	63	15000	5.0	4	5
66...	82	21	21	21	19	15500	5.3	2	1
67...	58	16	16	16	16	15000	5.0
68...	46	11	11	11	11	16000	5.1	2
69...	59	15	15	15	15	15000	5.1	3
70...	92	25	25	25	23	14500	4.9	1	4
71...	58	14	13	7	6	1	1	...	14	5500	4.4	3
72...	11	4
73...	44	16	16	16	15	10500	4.2	2	2
74...	82	23	23	23	22	15500	4.9	1	1
75...	94	31	30	30	1	28	19000	5.8	2
76...	186	55	53	53	...	1	1	1	53	16500	5.2	2	7

Table 2.—CHARACTERISTICS OF HOUSING UNITS, BY BLOCKS: 1960—Con.

["Total population" contains no persons in group quarters unless preceded by asterisk; one asterisk (*) denotes less than 10 percent; two asterisks (**), 10 percent or more]

Blocks within census tracts	Total population	All housing units by condition and plumbing									Occupied housing units								
		Sound					Deteriorating				Dilapidated	Owner occupied			Renter occupied			Occupied by non-white	1.01 or more persons per room
		Total	With all plumbing facilities	Lacking some or all facilities	Total	With all plumbing facilities	Lacking some or all facilities		Total	Average value (dollars)		Average number of rooms	Total	Average contract rent (dollars)	Average number of rooms				
							With flush toilet	No flush toilet											
77...	164	47	44	43	1	3	3	41	14500	5.0	4	6	
78...	41	15	15	15	13	10500	4.5	1	2	
81...	7	4	
82...	16	6	6	6	4	2	
3.....	*3176	1071	936	920	16	83	48	6	29	52	918	12000	5.0	120	70	4.2	20	91	
1...	2	
2...	3	
3...	3	
4...	86	25	19	19	...	3	3	16	9000	4.9	8	73	4.5	6	6	
5...	73	23	20	20	...	3	2	1	18	9000	5.1	5	...	3.8	2	2	
6...	77	24	22	18	4	2	2	17	10500	5.1	7	80	4.4	2	2	
7...	9	19	19	19	19	12500	5.2	
8...	58	23	20	20	...	3	3	19	10000	4.9	3	1	
9...	...	1	
10...	...	2	
11...	163	49	48	48	...	1	1	40	14500	5.5	9	73	4.6	4	4	
12...	93	36	35	35	...	1	1	34	13000	5.0	1	1	
13...	34	11	11	11	11	17000	5.2	1	
14...	57	20	18	18	...	1	1	1	17	14000	5.6	2	
15...	72	28	25	25	...	3	1	2	21	10500	4.6	7	70	4.4	4	4	
16...	79	32	31	31	...	1	1	30	14500	5.8	2	
17...	168	57	57	57	53	13000	5.7	4	
18...	12	3	
19...	41	12	2	2	...	4	4	6	9	4000	3.8	2	1	5	
20...	8	4	
21...	16	3	
22...	4	1	
23...	34	14	4	3	1	7	2	...	5	3	8	7000	5.5	5	39	3.2	5	2	
24...	31	8	2	2	6	7	5500	5.1	4	3		
25...	4	2	
26...	4	2	
27...	...	1	
28...	...	1	
29...	156	57	56	56	...	1	1	52	12000	5.3	5	70	3.4	2	1	
30...	106	41	40	40	...	1	1	39	11500	5.3	2	1	
31...	107	44	42	42	...	1	1	1	43	13000	4.7	1	
32...	83	32	27	24	3	1	1	4	27	12000	5.1	5	4.6	4	1	1	
33...	2	1	
34...	29	8	2	2	...	3	1	...	2	3	6	4500	3.2	1	...	2	3	3	
35...	4	2	
36...	8	4	
37...	...	1	
38...	...	1	
39...	2	1	
40...	4	1	
41...	5	1	
42...	4	2	
43...	78	34	20	16	4	10	7	1	2	4	27	6500	3.5	4	3	
44...	20	10	6	6	...	3	3	1	6	...	4.2	3	
45...	41	15	15	15	10	16500	5.7	5	73	2.4	1	1	
46...	58	17	17	17	17	18500	4.9	3	
47...	58	13	13	13	13	17000	4.9	4	
48...	**228	61	60	58	2	1	1	57	15500	4.2	4	2	
49...	10	4	
50...	8	2	
51...	99	28	26	26	...	2	1	...	1	...	23	10500	4.9	4	4	
52...	261	82	81	80	1	1	1	72	13000	4.9	10	82	5.4	8	8	
53...	39	15	13	12	1	2	1	...	1	...	11	13000	4.8	2	1	
54...	255	83	77	77	...	5	5	1	76	10500	4.8	6	86	4.3	4	4	
55...	20	8	8	8	5	16000	5.0	1	
56...	22	6	6	6	6	19500	4.8	
57...	40	13	13	13	12	16500	5.0	
58...	205	69	64	64	...	5	5	65	11500	4.9	4	4	
59...	31	9	9	9	7	18000	5.1	2	
4.....	*5732	1892	1820	1770	50	58	50	6	2	14	1623	12000	4.8	239	76	3.9	4	127	
1...	65	16	16	16	15	12500	4.7	1	4	
2...	73	21	21	21	21	11000	4.5	4	
3...	193	57	57	56	1	50	11500	4.6	6	95	4.2	7	7	
4...	90	26	26	26	26	12000	4.8	4	
5...	50	20	19	19	...	1	1	18	11500	4.4	1	
6...	76	23	23	23	23	12000	4.6	1	
7...	62	23	24	24	19	11500	4.7	5	...	4.2	...	1	
8...	73	23	23	23	22	11000	5.0	1	1	
9...	64	25	25	25	22	10000	4.6	2	2	
10...	
11...	61	25	25	25	24	10500	4.7	1	
12...	57	23	22	22	1	21	11000	4.8	1	
13...	71	23	21	19	2	2	2	17	13000	5.3	6	60	3.7	...	2	
14...	59	23	20	20	...	1	1	2	21	11000	4.6	2	
15...	62	23	20	20	...	2	2	23	10500	4.9	
16...	82	28	20	19	1	5	3	2	...	3	20	10000	4.9	8	59	2.9	...	2	
17...	51	20	20	20	17	10000	4.7	1	
18...	70	24	24	24	23	11000	4.3	1	1	
19...	61	24	24	24	24	11500	4.7	
20...	58	23	19	18	1	1	1	3	18	11000	4.3	4	1	

City Block Characteristics

Table 2.—CHARACTERISTICS OF HOUSING UNITS, BY BLOCKS: 1960—Con.

["Total population" contains no persons in group quarters unless preceded by asterisk; one asterisk (*) denotes less than 10 percent; two asterisks (**), 10 percent or more]

Blocks within census tracts	Total population	All housing units by condition and plumbing								Occupied housing units								
		Sound				Deteriorating				Dilapidated	Owner occupied			Renter occupied				
		Total	With all plumbing facilities	Lacking some or all facilities	Total	With all plumbing facilities	Lacking some or all facilities		Total		Average value (dollars)	Average number of rooms	Total	Average contract rent (dollars)	Average number of rooms	Occupied by non-white	1.01 or more persons per room	
							With flush toilet	No flush toilet										
22...	70	23	23	23	20	13000	4.5	3	1	1	
23...	90	26	26	25	1	20	11500	5.0	5	71	3.6	...	3	
24...	44	14	14	14	14	12500	4.4	2	
25...	106	25	24	24	1	24	16000	4.8	1	6	
27...	54	18	18	18	18	11500	5.1	1	
28...	91	30	29	29	...	1	1	28	9500	5.2	2	
29...	49	18	18	15	3	16	10500	4.8	2	1	
30...	67	24	24	24	23	11500	4.3	1	1	
31...	66	23	22	20	2	1	1	21	11000	4.9	2	2	
32...	78	26	25	25	...	1	1	19	11000	4.7	7	83	4.4	...	4	
33...	76	24	22	22	...	2	2	23	9500	5.0	1	
34...	66	25	23	23	...	2	2	24	10000	4.8	1	1	
35...	72	25	25	23	2	23	10500	5.1	2	2	
36...	47	19	19	14	5	13	12000	5.5	5	...	4.6	
37...	72	27	27	27	21	11000	5.4	6	72	4.0	1	...	
38...	70	23	22	22	...	1	1	19	12000	5.4	3	2	
39...	79	31	31	26	5	16	11500	5.4	15	62	3.1	...	2	
40...	51	20	20	20	14	9500	4.7	5	75	4.2	...	2	
41...	65	21	20	20	...	1	1	15	10500	5.1	6	79	4.7	
42...	34	11	9	9	...	2	...	2	...	10	9500	4.7	1	1	
43...	37	12	12	12	9	8500	5.0	2	
44...	60	18	18	18	18	16500	5.3	
45...	85	25	21	21	...	4	4	23	9500	5.0	2	5	
46...	82	24	24	24	22	14000	4.9	2	2	
47...	90	29	29	29	26	14000	5.2	3	
48...	537	181	181	181	174	10500	3.8	7	69	3.6	...	25	
50...	60	24	24	24	24	11500	5.0	
51...	67	26	26	26	24	10500	5.0	2	
52...	40	14	14	14	13	12500	5.2	1	
53...	73	22	17	17	...	5	4	1	...	19	8000	4.8	3	1	3	
54...	75	22	20	20	...	2	2	18	10000	4.9	4	4	
55...	78	25	25	25	22	10000	5.0	2	
56...	58	23	20	18	2	3	3	21	10500	5.1	2	1	...	
57...	65	23	21	21	...	2	2	19	10000	5.4	3	1	
58...	26	6	6	6	6	12500	5.3	1	
60...	53	32	31	25	6	1	9	13500	4.9	23	65	3.1	
61...	58	25	21	10	11	4	4	11	11000	5.2	14	60	3.1	
62...	**85	23	18	15	3	5	4	1	...	14	10000	4.9	8	62	4.3	
63...	49	24	23	20	3	1	1	5	10500	6.2	17	67	3.1	...	3	
64...	199	57	51	51	...	5	3	...	2	48	16000	5.1	5	57	4.8	...	5	
65...	80	19	19	19	17	16500	4.9	2	2	
66...	54	15	14	14	1	15	15000	4.7	
67...	3	1	
68...	25	9	9	9	6	17000	5.0	3	
69...	106	31	31	31	29	17500	5.0	2	3	
70...	12	2	
71...	252	67	67	67	63	16000	5.0	4	5	
72...	65	23	23	23	17	12500	5.0	2	
73...	98	30	28	28	...	2	2	27	13000	4.9	1	1	
74...	85	24	23	23	...	1	1	20	13500	4.9	4	2	
75...	86	24	24	24	23	13000	5.1	1	
76...	127	41	40	39	1	1	1	39	11500	5.2	2	4	
77...	47	18	18	18	13	11500	4.8	4	2	
78...	90	29	29	28	1	21	12500	5.5	7	85	3.4	
5.....	**621	2222	1772	1688	84	388	347	40	1	62	1710	10000	5.1	443	66	3.7	67	156
1...	29	10	10	8	2	5	...	5.2	5	40	3.4	...	1	
2...	39	9	8	7	1	1	...	7	7500	5.3	2	1	1	
3...	69	23	21	21	...	2	2	19	9500	4.9	2	1	2	
4...	42	12	12	12	7	11000	4.9	4	2	
5...	59	20	13	13	...	7	6	1	...	16	9500	4.9	4	
6...	70	26	21	21	...	5	5	20	10000	4.5	5	100	4.2	...	2	
7...	74	26	25	25	...	1	1	24	11000	5.0	2	1	
8...	35	12	9	9	...	3	2	1	...	12	10000	4.6	1	
9...	65	19	14	14	...	5	5	17	9500	4.7	2	1	
10...	58	19	12	12	...	7	7	18	10000	5.3	1	
11...	64	22	15	13	2	...	6	1	...	21	10500	4.9	
12...	9	4	
14...	38	15	12	12	...	2	2	15	10000	5.8	1	
15...	61	30	21	19	2	9	6	3	...	15	11000	6.1	13	61	2.5	
16...	94	38	33	22	11	5	5	21	12500	5.6	17	53	2.6	...	1	
17...	**99	50	10	10	...	11	9	2	29	8	11000	4.9	39	57	3.1	...	1	
18...	98	43	33	31	2	10	4	6	...	15	10000	5.7	26	63	2.9	...	2	
19...	**81	38	26	14	12	9	3	6	3	12	10500	4.8	22	53	2.6	...	4	
20...	67	39	29	19	10	9	5	4	1	14	10500	5.2	21	53	3.0	
21...	36	13	5	4	1	7	7	...	1	9	9500	6.2	3	1	
22...	59	16	10	10	...	6	6	11	9500	5.7	5	67	2.6	...	2	
23...	57	20	15	15	...	5	5	8	10500	6.5	11	59	3.5	...	2	
24...	162	53	42	42	...	11	11	37	9500	5.6	16	62	3.4	...	4	
25...	127	45	36	36	...	9	9	38	10500	5.4	6	65	4.0	...	1	
26...	131	46	35	34	1	11	11	32	9000	5.6	12	71	4.2	1	3	
27...	95	28	17	17	...	11	11	15	11000	5.5	13	72	3.5	...	5	
28...	78	28	22	22	...	6	6	22	11500	5.7	6	79	4.2	
29...	75	23	17	17	...	6	6	21	10500	5.3	2	2	
30...	82	27	21	20	1	5	5	...	1	24	9500	4.7	3	3	
31...	85	24	16	16	...	7	7	...	1	23	9500	4.6	3	

Table 2.—CHARACTERISTICS OF HOUSING UNITS, BY BLOCKS: 1960—Con.

["Total population" contains no persons in group quarters unless preceded by asterisk (*) denotes less than 10 percent; two asterisks (**), 10 percent or more]

Blocks within census tracts	Total population	All housing units by condition and plumbing									Occupied housing units							
		Total	Sound			Deteriorating			Dilapidated	Owner occupied			Renter occupied			Occupied by non-white	1.01 or more persons per room	
			Total	With all plumbing facilities	Lacking some or all facilities	Total	With all plumbing facilities	Lacking some or all facilities		Total	Average value (dollars)	Average number of rooms	Total	Average contract rent (dollars)	Average number of rooms			
32...	81	25	6	6	...	19	19	21	8500	4.9	3	3
33...	74	24	9	9	...	15	15	23	9000	4.7	1	2
34...	59	23	13	13	...	10	10	20	9000	4.7	3	1
35...	47	20	19	19	...	1	1	16	11500	5.9	3
36...	65	21	17	15	2	4	4	19	10000	5.4	2	1
37...	63	22	19	19	...	3	3	18	9500	5.1	4	2
38...	53	16	14	14	...	2	1	1	14	12500	5.1	1
39...	65	23	23	23	21	11500	5.1	2
40...	67	22	22	22	18	10000	5.6	4
41...	75	23	23	22	1	22	9500	5.2	1	2
42...	39	14	14	12	2	10	9000	4.9	3	1
43...	46	16	16	16	14	10000	5.1	2
44...	50	15	15	15	14	11000	5.6	1
45...	46	18	18	17	1	13	11000	5.9	5	68	3.0
47...	70	24	24	22	2	20	11500	5.6	4
48...	30	10	10	9	1	10	10000	5.6	1
49...	85	24	24	23	1	18	14000	5.7	5	93	4.6	...	5
50...	51	22	22	21	1	19	11000	5.1	1	1
51...	77	26	26	26	21	10500	5.7	4	3
52...	62	20	20	19	1	17	12000	5.9	1	1
53...	46	14	14	13	1	12	11000	5.3	1	1
54...	103	26	8	7	1	18	15	3	20	9500	5.1	6	58	3.5	11	7
55...	79	22	9	9	...	13	11	1	1	...	21	9000	4.8	1	7	3
56...	74	25	14	14	...	11	10	1	22	9000	4.6	2	5	4
57...	77	24	22	22	...	2	2	23	9000	4.9	1	2
58...	*94	27	24	24	...	3	3	21	9500	4.9	5	70	5.2	...	2
59...	92	27	22	22	...	5	5	25	9500	5.0	2	4
60...	99	27	16	16	...	11	11	21	10500	5.1	5	85	3.6	1	4
61...	75	26	11	9	2	11	11	4	14	8500	5.2	8	65	3.9	3	2
62...	70	24	11	11	...	13	13	11	9000	5.7	11	60	3.9	5	2
63...	55	19	16	16	...	3	3	16	8500	4.5	3	1	1
64...	*81	23	13	13	...	6	6	4	21	8000	4.8	1	4	3
65...	74	21	18	18	...	2	2	1	12	8500	5.3	9	72	3.8	...	2
66...	1
68...	13	6	3	3	...	1	1	2	5	8500	5.8	1	2	...
69...	13	6	2	2	...	2	2	2	5	6500	5.4	2	...
70...	35	12	4	3	1	2	5	2	...	1	7	5500	5.0	3	...
71...	45	17	8	8	...	5	3	2	...	4	9	9500	5.6	4	78	3.3	...	1
72...	31	11	2	1	1	8	7	1	...	1	9	7500	4.4	2	5
73...	73	24	12	10	2	8	8	4	19	8000	4.9	5	47	3.0
74...	15	4
75...	130	46	41	39	2	4	4	1	42	9500	4.3	2	1	4
76...	140	51	45	45	...	6	3	3	45	11000	4.4	4
77...	74	23	21	21	...	1	1	1	22	8000	4.5	1	4
78...	60	24	23	23	...	1	1	22	9000	4.2	1	1
79...	26	9	9	9	9	11500	4.9
80...	30	10	10	10	8	13500	4.5	1	4	...
81...	85	35	35	35	31	10000	5.0	1	9	1
82...	*86	29	29	27	2	22	11000	6.1	7	51	4.1	...	1
83...	90	33	33	29	4	25	11500	5.2	8	46	3.8	...	1
84...	86	35	33	30	3	2	2	27	10000	5.3	6	60	3.0	...	1
85...	**79
86...	106	34	32	32	...	2	2	23	10000	5.4	9	76	5.6	6	2
87...	75	24	24	24	23	10500	4.2	1	5
88...	96	28	28	28	27	10500	4.5	1	3
89...	129	39	36	36	...	3	3	34	9500	5.1	5	91	5.2
90...	**103	24	22	22	...	2	2	21	12000	5.1	2	1	1
91...	90	30	30	30	22	10500	5.5	8	67	4.5	...	2
92...	110	35	34	32	2	1	1	26	12000	5.9	8	69	3.9	...	4
93...	97	29	29	29	28	11500	5.8	1	3
94...	124	42	42	36	6	35	10000	5.3	6	83	5.3
95...	48	20	20	20	17	10000	4.4	2
96...	89	29	29	29	25	12000	5.0	2	3
97...	71	18	18	18	18	11500	5.3	3
98...	7	3
6.....	*4967	1686	1543	1520	23	127	112	15	...	16	1376	12000	5.2	274	70	3.7	1	90
2...	69	24	24	24	21	11500	5.0	3	1
3...	58	22	20	20	...	1	1	1	15	10000	5.1	7	64	4.1	...	1
4...	71	25	25	25	22	12000	4.4	2	2
5...	73	23	23	23	23	13000	4.7	2
6...	55	22	22	22	19	11500	4.5	2	1
7...	58	22	19	19	...	3	3	19	12500	4.8	3
8...	164	52	52	52	51	15000	6.0	1	2
9...	115	43	43	43	40	14500	5.4	2
12...	78	24	17	17	...	4	4	3	18	8500	4.5	6	75	3.8	...	1
13...	86	24	21	21	...	2	2	1	20	9500	5.0	3	5
14...	82	26	26	26	24	10500	4.8	2
15...	82	25	24	24	...	1	1	21	11500	5.1	3	3
16...	89	34	32	29	3	2	2	26	12500	5.0	8	82	4.1	...	1
17...	27	8	6	6	...	2	...	2	7	13000	4.7	1	1
18...	76	25	25	24	1	21	11500	5.7	4	1
19...	84	27	23	23	...	4	3	1	20	11000	5.2	7	59	3.6	...	3
20...	56	20	20	18	2	16	10000	4.8	4	2
21...	82	31	30	29	1	1	29	9000	4.6	2	2
22...	11	4
23...	75	28	24	24	...	3	3	1	22	10000	5.3	6	63	2.8	...	1
24...	48	18	16	16	...	2	2	13	12500	5.2	5	71	4.0

City Block Characteristics

Table 2.—CHARACTERISTICS OF HOUSING UNITS, BY BLOCKS: 1960—Con.

["Total population" contains no persons in group quarters unless preceded by asterisk; one asterisk (*) denotes less than 10 percent; two asterisks (**), 10 percent or more]

Blocks within census tracts	Total population	All housing units by condition and plumbing								Occupied housing units								
		Total	Sound			Deteriorating			Dilapidated	Owner occupied			Renter occupied			Occupied by non-white	1.01 or more persons per room	
			Total	With all plumbing facilities	Lacking some or all facilities	Total	With all plumbing facilities	Lacking some or all facilities		Total	Average value (dollars)	Average number of rooms	Total	Average contract rent (dollars)	Average number of rooms			
							With flush toilet	No flush toilet										
25...	62	25	25	25	24	10500	5.3	1	
26...	91	28	23	23	...	5	5	27	10500	5.7	2	
27...	111	30	23	23	...	7	7	23	9500	5.6	7	65	3.7	...	4	
28...	87	25	21	21	...	4	4	23	11000	5.5	2	1	
29...	53	20	20	20	13	11000	5.2	7	64	3.7	...	1	
30...	83	32	32	32	26	11500	5.3	6	79	4.7	
31...	49	19	19	19	17	11500	5.2	2	
32...	72	23	23	23	23	9000	5.2	
33...	69	20	17	17	...	2	2	...	1	19	9000	4.8	1	1	
34...	58	20	20	18	2	17	10000	4.2	3	
35...	56	19	13	13	...	5	5	...	1	18	7000	5.5	1	1	
36...	69	22	21	21	...	1	1	16	11000	4.7	5	64	4.0	...	3	
37...	70	24	23	23	...	1	1	20	11500	5.5	2	
38...	72	25	25	25	22	11500	5.2	3	1	
39...	84	32	26	26	...	6	6	23	10500	5.4	9	65	3.7	...	2	
40...	57	18	15	15	...	3	3	15	13000	6.2	3	1	
41...	71	28	22	20	2	6	6	22	12500	5.7	6	71	3.2	
42...	42	27	19	19	...	6	2	4	2	14	13000	5.9	8	46	2.6	
43...	60	21	20	20	...	1	1	17	13500	6.0	2	
44...	72	27	24	24	...	3	3	22	10500	5.9	4	
45...	93	34	31	27	4	3	3	17	10000	5.1	14	67	3.8	...	1	
46...	60	22	21	18	3	1	1	17	10500	4.9	4	3	
47...	*67	23	21	21	2	18	10000	4.6	4	1	
48...	60	19	19	19	17	12000	4.8	2	1	
49...	77	27	23	23	...	2	1	1	2	18	10500	5.4	6	78	3.8	...	2	
50...	58	21	17	17	...	4	4	18	12500	5.8	3	
51...	67	23	21	21	...	2	2	18	13500	6.4	5	63	3.6	...	1	
52...	*116	57	56	56	...	1	1	13	11500	5.5	41	66	3.2	...	3	
53...	89	28	28	26	2	21	11500	5.7	7	73	3.4	...	1	
54...	66	25	12	12	...	13	13	18	11000	6.2	7	61	3.4	
55...	63	24	17	16	1	7	5	2	...	20	10500	6.1	4	1	
59...	18	5	5	5	5	11500	5.8	
61...	22	7	7	7	6	15500	5.2	1	
63...	2	1	
66...	69	28	26	25	1	1	1	...	1	26	11500	4.7	2	
67...	125	41	30	29	1	11	6	5	...	30	9000	5.2	10	62	4.0	1	5	
74...	93	26	26	26	23	16500	5.3	1	2	
75...	70	26	26	26	23	13500	4.9	1	2	
76...	88	25	24	24	...	1	1	23	15000	5.0	2	
77...	94	23	23	23	23	14500	4.8	3	
78...	84	26	26	26	26	13500	4.7	1	
79...	65	22	22	22	22	15500	5.5	
80...	82	22	22	22	21	15000	5.0	1	2	
81...	135	39	39	39	38	13500	4.5	3	
82...	33	8	8	8	7	13000	4.4	1	3	
83...	96	23	22	22	...	1	1	19	13000	4.8	3	7	
84...	57	21	20	20	...	1	1	20	10000	4.0	1	
85...	2	1	
86...	26	8	7	7	...	1	1	5	13000	5.4	3	1	
87...	63	19	16	16	...	3	3	13	14500	5.9	6	74	3.7	...	1	
7.....	*12379	3739	3656	3641	15	59	53	4	2	24	3175	17000	5.3	411	95	4.0	18	209
1...	962	257	257	255	2	232	18500	5.4	4	22	
2...	114	30	30	30	26	18500	5.3	4	2	
5...	39	12	12	12	11	18500	6.0	
8...	26	10	10	10	6	18500	5.2	
9...	89	26	26	26	22	21000	5.6	3	
10...	123	33	33	33	33	20000	5.8	1	
11...	325	100	100	100	88	20000	5.6	2	1	
12...	48	14	14	14	12	19000	5.3	2	
13...	78	22	22	22	21	21000	5.4	1	1	
14...	97	23	23	23	22	21000	5.8	1	3	
15...	69	17	17	17	16	18500	5.5	1	
16...	59	14	14	14	14	18000	5.7	1	
17...	38	14	14	14	9	26000	6.8	2	
18...	90	27	27	27	22	24000	6.0	1	1	
19...	117	34	34	34	31	23000	5.6	3	2	
20...	120	29	29	29	29	22000	5.8	2	
21...	526	154	154	154	134	23000	5.6	10	114	3.6	1	7	
23...	91	25	25	25	25	18000	5.2	3	
24...	135	39	39	39	35	21000	5.5	1	
25...	127	36	36	36	35	22000	5.5	3	
26...	76	22	21	21	...	1	1	17	23000	6.1	3	1	
27...	58	13	13	13	13	18000	5.2	1	
28...	75	20	20	20	20	17500	5.4	
29...	68	21	21	21	19	21000	5.5	2	
30...	105	29	29	29	28	18500	5.3	1	
31...	65	25	25	25	23	17000	4.9	2	
32...	73	25	25	25	24	13500	4.6	1	2	
33...	74	20	20	20	20	16500	5.3	2	
34...	81	17	17	17	17	20000	5.6	3	
35...	43	14	14	14	10	20000	5.8	3	1	
36...	62	22	22	22	18	16500	5.4	4	1	
37...	153	43	41	41	...	2	2	2	...	35	14500	5.1	6	107	4.3	...	6	
38...	165	47	44	44	...	3	3	43	15000	5.2	4	5	
39...	127	41	40	40	...	1	1	35	14000	4.7	6	94	4.2	...	4	
40...	132	47	47	47	40	14500	5.0	6	91	4.2	...	2	

Table 2.—CHARACTERISTICS OF HOUSING UNITS, BY BLOCKS: 1960—Con.

["Total population" contains no persons in group quarters unless preceded by asterisk: one asterisk (*) denotes less than 10 percent; two asterisks (**), 10 percent or more]

Blocks within census tracts	Total population	All housing units by condition and plumbing									Occupied housing units							
		Total	Sound			Deteriorating			Dilapidated	Owner occupied			Renter occupied			Occupied by non-white	1.01 or more persons per room	
			Total	With all plumbing facilities	Lacking some or all facilities	Total	With all plumbing facilities	Lacking some or all facilities		Total	Average value (dollars)	Average number of rooms	Total	Average contract rent (dollars)	Average number of rooms			
41...	105	36	35	35	...	1	1	31	15500	5.0	4	2
42...	108	30	30	30	26	15000	5.3	4	3
43...	78	24	24	23	1	19	14000	4.9	4	3
44...	49	22	22	22	16	13000	5.1	3	1
45...	87	27	23	23	...	2	2	...	2	...	23	12500	5.0	2
46...	19	6	4	4	...	2	2	5	...	4.4	1	1
47...	28	12	11	11	...	1	1	9	10000	4.8	1
48...	48	14	12	12	...	2	2	13	10000	4.5	1	4
49...	78	20	18	18	...	2	2	19	13500	4.5	1	4
50...	103	26	26	26	26	13500	4.5	4
51...	81	22	22	22	19	12000	4.4	2	2
52...	102	29	28	28	...	1	1	26	12000	4.2	2	5
53...	55	17	14	14	...	3	3	14	12000	4.4	2	2
54...	82	32	32	32	15	25000	6.1	16	125	3.5
55...	**645	82	82	82	66	18000	5.1	13	103	4.7	...	6
56...	129	43	43	43	31	12500	4.5	12	76	3.3	...	4
57...	135	43	43	43	27	17000	5.2	16	89	3.3	...	3
58...	99	33	33	33	26	20000	5.4	6	124	5.0	...	1
59...	58	15	15	15	11	16000	5.4	4	2
60...	230	65	65	65	49	23000	6.0	16	124	5.0	...	1
61...	88	30	30	30	28	21000	7.0	1	1
62...	98	30	30	30	30	22000	6.6
63...	23	7	7	7	5	23000	6.8	1
64...	70	24	24	24	22	18500	6.4	1
65...	51	18	16	16	...	2	2	15	15000	6.0	2
66...	85	28	28	28	24	14500	5.6	4	1
68...	38	12	12	12	12	22000	6.1
69...	40	15	15	15	14	18500	5.7	1	1
70...	102	31	31	31	31	20000	5.4	2
71...	113	33	33	33	32	20000	5.6	1	1
73...	77	26	26	26	23	18000	5.3	2	1	1
74...	59	20	20	20	18	13500	4.4	1	1
75...	77	20	20	20	19	13000	4.4	1	6	2
76...	21	11	2	2	...	2	2	...	7	...	8	6500	4.1	3
78...	224	74	73	73	...	1	1	63	16500	5.3	2	8	5
79...	37	11	11	11	11	16500	5.4	1
80...	26	17	17	17	8	20000	5.3	1
81...	99	41	41	41	34	14000	4.4	3
82...	278	100	98	98	...	1	1	...	1	...	78	13000	4.8	21	78	3.5	...	5
83...	80	32	32	32	21	13000	4.5	9	84	3.1	...	2
84...	97	30	30	30	27	13000	5.9	3	2
85...	45	14	14	14	13	19000	5.0	1
86...	80	28	28	28	27	19500	5.9	1	1
87...	90	30	28	28	...	2	1	1	28	16500	5.4	2	2
88...	112	34	34	34	31	19500	6.2	3	2
89...	76	30	30	30	23	17000	5.5
90...	111	34	32	31	1	2	2	28	16000	5.8	5	86	4.6	...	2
91...	22	8	8	8	8	16000	5.5
92...	65	23	23	23	18	22000	5.7	5	95	3.2
93...	138	49	49	49	48	15000	5.1	1
94...	144	46	46	46	35	13500	5.3	9	95	4.9	...	3
95...	114	47	46	45	1	1	1	42	12500	5.1	4
96...	25	10	10	10	9	12000	4.6	1
97...	76	29	28	28	...	1	1	23	11000	4.9	5	95	4.4	...	1
98...	62	24	23	23	...	1	1	1	21	12500	4.7	3
99...	777	216	198	197	1	11	11	...	7	185	15000	5.1	24	93	4.0	...	20	
102...	46	29	29	29	8	28000	5.3	21	79	2.8
104...	**192	21	21	17	4	2	19	...	3.3	...	3
106...	68	19	10	10	...	5	3	2	4	...	16	7500	4.1	2	5
107...	127	49	48	48	...	1	1	43	15000	5.1	1	1
108...	87	23	23	23	21	15500	5.7	2	1
109...	161	55	54	54	...	1	1	49	15000	5.2	4
110...	57	21	20	20	1	...	16	12500	5.1	5	...	3.6	...	2
111...	63	25	24	24	1	...	23	12500	5.1	1	1
112...	58	23	23	23	20	10500	4.6	3	1
113...	67	24	24	24	19	13000	5.2	5	...	4.8
114...	56	24	24	24	20	13500	5.0	2
115...	53	23	21	21	...	2	2	20	13000	4.8	2
116...	73	24	23	23	...	1	1	14	13000	5.4	9	75	3.7	...	2
117...	53	17	16	16	...	1	1	15	14500	5.2	1	2
118...	93	35	35	34	1	28	15000	5.0	7	78	3.0	...	1
119...	64	22	21	21	...	1	1	21	12000	5.0	1
120...	64	23	23	20	3	23	15500	5.3	1
121...	46	17	16	16	...	1	1	15	12500	5.3	1	1
122...	42	18	18	18	8	18500	4.4	9	75	3.2
123...	57	24	24	23	1	18	12500	4.9	5	80	4.2
124...	53	22	22	22	20	13500	5.2	2
125...	61	24	22	22	...	1	1	...	1	...	17	14500	5.2	6	92	4.0
126...	69	25	25	25	21	13500	5.0	4	1
8.....	11778	3643	3480	3470	10	124	114	7	3	39	3134	14500	5.2	420	95	4.2	5	259
1...	69	19	16	16	...	2	2	1	19	11000	4.6	5
2...	124	35	34	34	...	1	1	...	32	11500	4.6	2	3
3...	123	31	30	30	1	28	13000	4.7	2	4
4...	133	36	35	35	...	1	1	28	14500	4.8	7	84	3.6	...	7
5...	116	37	29	28	1	7	7	1	32	9500	4.4	2	5
6...	53	16	15	15	...	1	1	12	12000	4.4	3	3

City Block Characteristics

Table 2.—CHARACTERISTICS OF HOUSING UNITS, BY BLOCKS: 1960—Con.

["Total population" contains no persons in group quarters unless preceded by asterisk; one asterisk (*) denotes less than 10 percent; two asterisks (**), 10 percent or more]

Blocks within census tracts	Total population	All housing units by condition and plumbing								Occupied housing units								
		Sound			Deteriorating			Dilapidated	Owner occupied			Renter occupied			Occupied by non-white	1.01 or more persons per room		
		Total	With all plumbing facilities	Lacking some or all facilities	Total	With all plumbing facilities	Lacking some or all facilities		Total	Average value (dollars)	Average number of rooms	Total	Average contract rent (dollars)	Average number of rooms				
7...	184	54	44	43	1	8	5	2	1	2	38	9500	4.4	12	78	4.1	...	11
8...	33	7	7	7	7	12500	5.4	1
9...	100	26	21	21	...	4	3	...	1	1	18	17500	4.8	8	98	4.1	...	5
10...	123	35	35	35	27	12000	4.4	7	105	5.6	...	3
11...	126	35	35	35	31	14000	4.5	4	5
12...	141	34	34	34	28	16000	5.1	5	90	4.2	1	6
13...	129	38	36	36	...	1	1	...	1	1	33	12500	4.3	3	6
14...	128	38	36	36	...	2	2	28	11500	4.4	9	86	4.0	...	9
15...	129	43	40	40	...	2	1	1	...	1	31	14000	4.6	6	114	4.3	...	5
16...	127	40	40	40	34	11500	4.6	6	80	3.8	...	2
17...	120	39	38	38	...	1	1	38	11500	4.4	1	4
19...	146	43	42	42	1	1	31	20000	5.9	9	111	4.8	...	6
20...	122	38	37	37	...	1	1	33	14500	5.2	5	90	4.6
21...	130	43	42	42	...	1	1	43	14000	5.6	1	...
22...	381	126	117	117	...	8	8	...	1	1	100	14500	5.3	20	123	4.0	...	4
23...	279	93	87	87	...	4	4	...	2	2	82	16500	5.6	9	89	4.1	...	5
24...	115	36	35	35	...	1	1	33	15000	5.1	2	2
25...	171	48	46	46	...	2	2	45	13000	4.9	3	7
26...	137	46	46	46	40	13000	4.7	4	4
27...	136	50	50	50	46	14000	5.0	2	2
29...	206	59	49	49	...	5	5	5	49	12000	4.7	9	73	4.0	...	8
30...	190	58	47	47	...	6	6	...	5	5	52	12000	4.7	4	7
32...	48	13	12	11	1	1	1	11	12500	4.5	2	2
33...	199	60	58	57	1	2	2	54	12000	4.8	6	113	4.3	1	5
34...	115	35	35	35	30	14000	5.0	5	108	4.8	...	1
35...	164	48	48	48	36	16000	5.5	12	105	4.6	1	2
36...	118	41	37	37	...	4	4	34	15500	5.6	7	101	5.0	...	1
37...	188	55	54	54	...	1	1	51	19000	5.8	2	5
38...	114	39	38	38	...	1	1	37	17500	5.7	2
39...	75	23	22	22	...	1	1	23	16500	6.0	1
40...	100	32	31	31	...	1	1	30	21000	6.4	2
41...	73	25	25	25	18	19000	5.8	5	...	6.6	...	2
42...	35	15	15	15	11	18500	5.7	4
43...	60	21	21	21	18	17000	5.9	2	1
44...	60	21	21	21	21	17000	6.0
45...	60	24	24	24	22	20000	6.2	1
46...	64	20	19	19	...	1	1	19	21000	6.3
47...	52	20	20	20	17	18500	5.6	3
48...	48	16	16	16	16	11500	5.1
49...	34	12	12	12	11	14500	5.0	1
51...	227	83	72	72	...	10	8	2	...	1	77	12000	5.0	4	4
52...	234	76	73	72	1	3	3	58	13000	5.2	15	78	4.3	...	4
53...	250	77	75	75	2	2	68	14000	5.2	9	79	4.1	...	4
54...	76	24	22	22	...	2	2	23	12500	4.7	1	2
57...	39	11	10	10	1	1	10	14000	5.2	2	1
60...	71	21	18	18	...	2	1	1	...	1	17	11000	4.7	4	...	1	...	1
61...	51	16	15	15	...	1	1	13	11000	5.0	1
62...	81	24	13	13	...	10	10	1	23	11000	4.7	1	3
63...	55	16	16	16	13	13000	4.7	2	3
64...	67	19	18	18	1	15	12500	5.3	4	3
65...	30	10	8	7	1	2	2	8	12000	5.1	1
67...	62	21	21	21	21	19000	6.1
68...	64	21	21	21	20	22000	6.2	1
69...	54	18	18	18	15	19500	6.2	3	1
70...	48	17	17	17	16	18500	6.1	1
71...	66	23	23	23	22	16500	6.1
72...	62	21	21	21	21	17000	6.2
73...	44	14	14	14	6	15500	5.7	8	56	2.4	...	2
74...	164	58	58	58	44	17000	6.2	13	80	2.5
75...	76	33	33	33	26	16500	6.5	6	91	4.8
76...	72	27	27	27	25	16500	6.0	1
77...	81	30	30	30	29	15500	5.6	1
78...	118	41	40	40	...	1	1	33	14000	5.6	8	86	4.3	...	1
79...	70	25	25	25	23	15500	5.4	2	1
80...	71	25	24	24	1	1	25	14500	5.3
81...	74	25	25	25	23	15500	5.4	1
82...	71	25	25	25	22	13500	5.4	2	2
83...	71	24	24	24	24	12000	5.1
84...	90	26	26	26	24	14000	5.5	1	1
85...	64	25	25	25	22	14000	5.2	3
86...	53	22	21	21	...	1	1	19	12000	5.2	3
88...	142	44	43	43	...	1	1	36	15000	5.8	7	76	4.1	...	4
89...	191	47	46	46	...	1	1	40	13500	5.0	6	92	4.2	1	8
90...	73	24	24	24	24	13500	4.5	3
91...	168	47	47	47	41	16000	5.0	3	4
92...	188	53	53	52	1	46	12000	4.6	7	85	4.4	...	7
93...	133	40	39	39	1	1	27	11500	4.7	12	103	4.5	...	5
94...	199	58	56	53	3	2	2	51	14500	4.9	6	68	4.2	...	3
95...	149	40	40	40	35	19000	5.5	3	2
96...	40	11	11	11	11	17500	5.5
97...	55	17	17	17	12	14500	4.7	4	2
98...	230	70	70	70	54	16500	5.3	14	93	3.6	...	5
99...	91	27	27	27	27	15000	5.3	2
100...	94	29	29	29	28	14000	4.8	3
101...	93	27	25	25	...	2	2	23	16500	5.1	4	1
102...	93	25	24	24	1	22	17000	5.4	3	2
103...	78	22	20	20	...	1	1	1	17	15000	5.6	5	...	3.6	...	1

Table 2.—CHARACTERISTICS OF HOUSING UNITS, BY BLOCKS: 1960—Con.

["Total population" contains no persons in group quarters unless preceded by asterisk: one asterisk (*) denotes less than 10 percent; two asterisks (**), 10 percent or more]

Blocks within census tracts	Total population	All housing units by condition and plumbing								Occupied housing units								
		Total	Sound			Deteriorating			Dilapidated	Owner occupied			Renter occupied			Occupied by non-white	1.01 or more persons per room	
			Total	With all plumbing facilities	Lacking some or all facilities	Total	With all plumbing facilities	Lacking some or all facilities		Total	Average value (dollars)	Average number of rooms	Total	Average contract rent (dollars)	Average number of rooms			
104...	58	17	17	17	13	16000	4.5	4	2	
105...	73	22	22	22	16	19000	5.3	3	2	
106...	76	21	21	21	18	17000	5.4	3	2	
107...	79	20	19	19	1	17	15000	5.0	3	2	
108...	68	17	16	16	...	1	1	15	15000	5.4	1	3	
109...	65	19	13	13	...	4	3	1	...	16	12000	4.5	3	2	
110...	70	20	18	18	...	2	2	17	17500	5.3	3	1	
111...	58	20	18	18	...	1	1	16	13000	4.9	3	
112...	42	14	12	12	...	1	1	...	1	11	12500	5.2	2	1	
113...	145	44	43	43	...	1	1	38	11500	4.6	6	88	4.3	...	2	
114...	72	20	20	20	13	13000	4.5	7	96	4.1	...	2	
115...	233	65	60	60	...	4	4	...	1	56	12000	4.6	8	86	3.9	...	8	
116...	221	69	69	69	67	18000	5.4	2	
117...	229	73	72	72	...	1	1	65	18000	5.3	6	107	4.3	
9.....	*9239	3027	2993	2990	3	32	31	1	...	2	2508	15000	5.4	459	106	4.0	4	126
1...	247	77	75	75	...	2	2	66	19500	6.1	11	101	4.8	1	1	
2...	101	38	38	38	34	18000	5.7	4	
3...	125	48	47	47	...	1	1	44	18500	5.6	2	
4...	153	51	49	49	...	2	2	45	18000	5.4	6	95	4.2	...	2	
6...	139	49	49	49	40	17000	5.4	7	102	3.6	...	2	
7...	28	10	10	10	10	16500	5.5	
8...	84	31	31	31	30	16000	5.1	
10...	19	5	5	5	4	1	1	
13...	13	4	
14...	47	12	11	11	...	1	1	11	18000	5.8	1	
22...	43	14	14	14	12	15000	4.7	2	1	
23...	66	20	20	20	20	14000	5.3	
24...	69	20	20	20	18	14000	5.4	2	
25...	45	14	14	14	14	15000	5.4	
26...	41	14	14	14	14	15000	5.4	
27...	66	20	20	20	18	14500	5.6	2	
28...	71	20	20	20	20	15000	5.4	1	
29...	41	10	10	10	10	15000	5.6	
31...	54	14	14	14	14	16000	5.7	1	
32...	55	20	20	19	1	17	13000	4.6	2	1	
33...	72	23	23	23	23	14000	5.0	1	
35...	48	17	16	16	...	1	1	15	12500	4.4	2	1	
36...	154	47	47	47	41	14000	4.6	6	93	3.7	...	1	
37...	26	7	7	7	5	14000	5.0	2	
38...	2	1	
40...	39	14	14	14	13	13500	6.0	1	
41...	142	48	47	47	...	1	1	42	15000	5.7	5	...	4.6	
42...	142	50	50	50	46	14500	5.2	4	3	
43...	110	47	47	47	43	13000	4.7	2	1	
44...	130	46	46	46	41	14500	5.2	3	1	3	
45...	174	56	56	56	38	20000	5.9	18	108	4.9	
46...	145	51	51	51	49	18500	5.7	2	
47...	78	32	32	32	30	18000	6.4	2	
48...	146	44	41	40	1	2	2	...	1	43	18500	6.3	1	
49...	151	50	50	50	41	14500	5.9	7	112	5.0	...	1	
50...	151	52	51	51	...	1	1	44	13500	5.9	5	...	4.2	...	1	
51...	155	48	48	48	39	14500	6.2	9	81	3.7	...	2	
52...	143	51	50	50	1	43	13500	5.5	7	104	4.1	
53...	167	52	48	48	...	4	4	44	14000	5.8	8	74	4.6	...	1	
54...	175	54	51	51	...	3	3	48	14500	5.7	5	...	3.8	...	3	
55...	162	64	63	63	...	1	1	43	12000	5.2	20	87	3.6	...	3	
58...	158	48	48	48	47	13500	4.8	1	4	
59...	33	12	12	12	10	13000	4.5	2	
60...	88	32	32	32	31	13500	4.8	2	
61...	127	36	36	36	34	15000	5.4	2	1	...	
62...	29	12	12	12	10	11500	4.3	2	
64...	135	40	40	40	35	15000	5.4	3	3	
68...	**8	
69...	173	50	50	50	47	15000	5.3	3	3	
70...	161	51	51	51	46	14000	5.2	5	...	4.6	...	3	
71...	112	47	47	47	41	12500	4.8	4	
72...	121	49	48	48	...	1	1	47	11000	4.4	1	1	
74...	65	22	22	22	22	15500	6.1	
75...	59	20	20	20	19	15000	6.2	1	
76...	78	26	26	26	21	14000	6.2	5	102	3.8	...	1	
77...	74	28	28	28	20	15000	5.8	6	76	3.3	
78...	78	25	25	25	20	14500	6.7	3	1	
79...	74	24	24	24	23	14500	6.4	1	
80...	**112	41	41	41	28	18000	6.4	10	170	3.2	...	1	
81...	134	46	46	46	36	16500	6.5	9	85	3.9	
82...	158	58	58	58	44	17000	6.6	12	228	3.8	...	1	
83...	139	46	46	46	37	17500	6.4	9	92	4.8	...	1	
84...	417	173	173	173	2	157	106	3.7	...	5	
85...	141	42	42	42	42	15000	4.9	2	
86...	103	33	32	32	...	1	1	32	15500	4.7	1	1	
87...	82	28	28	28	20	16500	5.0	8	100	3.6	
88...	115	45	45	45	39	16000	4.8	5	100	3.6	...	1	
89...	37	12	12	12	12	18000	4.8	1	
90...	54	22	22	22	20	17000	4.9	2	1	
91...	78	27	27	27	22	13500	4.5	4	

City Block Characteristics

Table 2.—CHARACTERISTICS OF HOUSING UNITS, BY BLOCKS: 1960—Con.

["Total population" contains no persons in group quarters unless preceded by asterisk; one asterisk (*) denotes less than 10 percent; two asterisks (**), 10 percent or more]

Blocks within census tracts	Total population	All housing units by condition and plumbing								Occupied housing units								
		Total	Sound			Deteriorating			Dilapidated	Owner occupied			Renter occupied			Occupied by non-white	1.01 or more persons per room	
			Total	With all plumbing facilities	Lacking some or all facilities	Total	With all plumbing facilities	Lacking some or all facilities		Total	Average value (dollars)	Average number of rooms	Total	Average contract rent (dollars)	Average number of rooms			
								With flush toilet										No flush toilet
92...	43	12	12	12	12	15000	4.8	
93...	60	18	18	18	15	12500	4.3	3	2	
94...	71	23	23	23	23	12000	4.3	1	
95...	109	34	34	34	27	12500	4.3	7	79	2.3	1	5	
96...	90	26	26	26	22	12500	4.5	4	2	
97...	83	21	21	21	21	12500	4.7	7	
98...	84	26	26	26	21	12500	4.4	4	4	
99...	228	65	63	63	...	2	2	63	13000	4.8	2	7	
100...	48	15	15	15	12	13500	4.8	2	2	
101...	64	16	16	16	16	13500	4.8	3	
102...	63	16	16	16	14	16500	5.4	1	1	
103...	23	7	7	7	7	20000	5.6	
104...	66	17	17	17	15	16500	5.4	2	1	
105...	92	24	24	24	24	16500	5.0	4	
106...	73	21	21	21	20	16500	5.1	1	1	
107...	145	39	35	35	...	4	4	31	15500	5.6	6	106	4.5	...	2	
108...	116	31	31	31	29	17000	5.6	1	
109...	116	29	29	29	27	18000	5.5	2	4	
110...	107	30	29	29	...	1	1	19	16000	5.1	10	113	4.3	...	3	
111...	160	46	42	42	...	4	4	44	13000	4.6	2	8	
113...	116	34	34	34	29	17500	5.4	5	121	5.6	...	1	
114...	120	37	37	36	1	34	17500	5.2	2	4	
10.....	*5256	1945	1783	1757	26	159	151	8	...	3	1400	14500	5.7	492	88	3.8	1	39
2...	67	24	24	24	22	13000	4.1	2	1	
3...	67	23	23	23	20	16500	5.5	3	
4...	118	45	42	42	...	3	3	42	15500	5.3	2	
5...	142	55	49	47	2	6	6	50	14500	5.4	3	2	
6...	137	52	38	38	...	14	14	48	12500	5.2	2	2	
7...	133	55	41	41	...	14	14	52	12500	5.4	3	
8...	130	50	50	50	47	15000	5.3	3	1	
9...	135	53	51	51	...	2	2	42	14500	5.3	10	84	4.7	...	1	
10...	129	53	51	51	...	2	2	47	15500	5.6	6	98	4.5	
11...	127	42	40	40	...	2	2	34	15000	6.0	8	100	5.5	
13...	83	34	34	34	32	17500	5.5	2	
14...	93	32	32	32	28	19500	5.6	3	1	
15...	78	28	28	28	27	13500	5.3	
16...	70	25	24	24	21	15500	5.8	4	
17...	130	47	41	41	...	5	5	36	17500	5.6	9	97	3.6	...	2	
18...	37	11	10	10	...	1	1	6	13000	4.8	5	...	4.2	...	1	
22...	67	22	22	22	19	16500	5.4	3	
24...	71	30	30	29	1	26	14000	5.3	3	
25...	41	16	16	16	14	13500	5.2	2	
26...	31	16	16	16	14	13500	4.6	2	
27...	45	17	17	17	15	15500	5.4	1	
28...	202	74	74	74	58	18000	6.4	12	77	3.2	...	2	
29...	59	24	24	24	22	17000	5.9	
30...	70	22	22	22	22	18000	6.7	1	
31...	63	20	20	20	20	19000	6.7	1	
32...	55	22	22	22	18	16500	6.2	3	1	
33...	63	14	14	14	14	21000	7.1	
34...	52	20	20	20	12	11500	5.0	8	71	3.3	...	2	
35...	78	30	30	30	16	11000	5.5	13	75	3.5	
36...	77	28	27	26	1	1	1	19	10000	5.8	7	68	3.9	...	1	
37...	57	23	23	23	16	12000	5.9	6	89	3.8	
38...	75	25	24	23	1	1	1	19	10500	5.6	4	1	
39...	75	33	33	33	16	12500	5.1	16	69	3.4	
40...	**95	31	29	29	...	2	2	14	10000	5.6	13	79	4.0	...	2	
41...	110	37	37	35	2	20	11500	6.0	16	76	4.1	...	1	
42...	85	26	26	26	10	11000	6.0	16	85	5.6	...	1	
43...	82	30	30	27	3	19	11500	6.6	11	68	3.5	...	1	
44...	**290	77	55	53	2	22	19	3	...	43	15500	5.6	32	75	3.1	1	4	
46...	71	26	21	21	...	5	5	22	14000	5.7	4	1	
47...	162	66	40	40	...	26	24	2	...	41	15000	6.0	23	82	4.0	...	1	
48...	142	61	46	44	2	14	11	3	...	40	15000	6.7	17	82	4.1	
49...	19	6	6	6	6	16000	5.0	
50...	101	33	25	25	...	8	8	26	12000	5.1	7	89	3.1	...	2	
51...	142	55	55	55	48	18000	5.8	6	73	4.3	
52...	357	122	121	116	5	1	1	99	12000	5.6	17	78	4.2	...	4	
53...	28	12	12	12	11	9500	5.4	1	
54...	96	29	28	26	2	1	1	24	9500	5.8	5	60	3.4	...	1	
55...	80	29	24	24	...	5	5	19	9000	5.3	8	77	3.8	...	1	
56...	**369	175	168	168	...	7	7	25	17500	6.1	146	103	3.5	...	1	
57...	46	18	14	14	...	4	4	13	13500	5.8	5	95	4.6	
58...	124	47	34	29	5	13	13	26	15500	6.2	20	98	3.4	
11.....	**6390	2071	1458	1332	126	574	477	97	...	39	1043	10500	5.4	912	67	3.5	5	102
1...	49	17	12	12	...	5	5	12	7500	4.2	4	1	
4...	62	19	19	19	18	12500	5.5	3	
5...	30	9	9	9	9	12000	4.8	2	
6...	75	22	19	19	...	3	3	20	9500	5.1	2	3	
7...	191	62	56	53	3	6	6	51	9000	5.1	8	62	3.9	...	8	
8...	168	63	51	51	...	12	12	53	8500	4.9	8	79	4.3	...	3	
9...	100	37	19	19	...	15	15	30	10000	5.2	7	72	3.0	
10...	298	110	33	33	...	66	57	9	...	69	8500	5.4	34	80	3.6	...	7	
11...	65	23	7	7	...	13	11	2	...	15	8500	5.3	7	81	3.7	...	2	

Table 2.—CHARACTERISTICS OF HOUSING UNITS, BY BLOCKS, 1960—Con.

["Total population" contains no persons in group quarters unless preceded by asterisk; one asterisk (*) denotes less than 10 percent; two asterisks (**), 10 percent or more]

Blocks within census tracts	Total population	All housing units by condition and plumbing								Occupied housing units										
		Total	Sound			Deteriorating			Dilapidated	Owner occupied			Renter occupied			Occupied by non-white	1.01 or more persons per room			
			Total	With all plumbing facilities	Lacking some or all facilities	Total	With all plumbing facilities	Lacking some or all facilities		Total	Average value (dollars)	Average number of rooms	Total	Average contract rent (dollars)	Average number of rooms					
																		With flush toilet	No flush toilet	
12...	57	20	6	6	...	12	10	2	...	2	13	9000	5.4	6	80	3.8	1	
13...	153	80	56	51	5	4	4	40	10500	5.9	17	64	3.6	2	
14...	182	78	58	52	6	20	19	1	38	10000	5.7	31	66	3.3	1	
15...	131	46	32	25	...	14	14	38	9000	5.2	6	91	5.0	1	...	1	
16...	85	32	25	23	2	7	7	20	12000	6.0	10	69	3.8	2	
17...	76	29	25	23	2	4	4	13	12500	5.8	12	67	3.8	1	
18...	78	27	20	18	2	7	5	2	10	...	5.6	16	81	4.7	1	
19...	69	26	23	20	3	3	1	2	13	10500	5.8	12	63	2.8	1	
20...	99	42	25	25	...	15	9	6	...	2	9	10500	6.1	27	66	3.4	1	...	4	
21...	110	50	28	25	3	22	19	3	8	10000	5.0	38	67	3.1	6	
22...	98	43	39	33	6	4	4	14	10000	6.0	26	64	3.4	
23...	77	32	18	18	...	12	8	4	...	2	19	11500	5.2	9	76	4.1	
24...	85	41	9	9	...	28	22	6	...	4	12	...	5.0	27	58	3.8	1	
25...	88	39	14	12	2	25	19	6	12	8500	5.1	26	63	3.4	2	
26...	127	55	26	25	1	29	27	2	26	11000	5.2	25	67	3.2	3	
27...	**157	57	40	36	4	17	15	2	22	10000	5.9	29	64	3.4	5	
28...	174	91	75	60	15	14	8	6	...	2	19	10000	6.2	66	59	2.8	3	
29...	*140	58	46	37	9	9	9	...	3	...	17	13000	6.2	38	71	3.2	1	...	4	
30...	134	67	52	45	7	15	10	5	9	...	5.8	57	61	3.2	2	
31...	*127	67	49	42	7	18	14	4	11	...	5.9	49	57	3.5	
32...	21	14	12	9	3	2	2	3	10	56	3.9	
33...	**1218	26	19	16	3	6	3	3	...	1	8	...	5.0	17	73	4.4	1	...	5	
34...	102	39	25	20	5	14	14	13	11000	5.5	25	78	4.4	2	
35...	58	39	29	25	4	8	8	2	1	34	57	3.4	1	
36...	88	53	26	20	6	26	8	18	...	1	14	...	4.9	32	55	2.6	
37...	96	54	42	29	13	26	9	3	14	...	5.0	40	56	2.6	5	
38...	64	25	10	10	...	15	15	10	10500	6.2	14	62	3.1	1	
39...	*91	42	23	19	4	19	11	8	12	11000	5.8	29	65	3.0	1	
40...	294	93	70	70	...	22	20	2	...	1	74	10500	4.9	13	69	4.0	1	...	8	
41...	195	64	58	56	2	5	5	1	53	15500	5.5	9	76	3.2	1	
42...	100	29	21	21	...	8	7	1	27	10000	5.4	2	3	
43...	393	145	118	117	1	26	26	1	99	11500	5.2	42	78	4.3	6	
44...	31	10	10	10	10	12500	5.1	
45...	**328	108	96	88	8	12	12	59	10000	5.6	47	67	3.9	1	
46...	8	8	8	8	6	12500	5.2	1	1	
47...	5381	1807	1352	1275	77	421	350	70	...	1	34	1206	10000	5.5	507	68	3.6	181	144	
12.....	31	11	11	11	11	19500	5.7	
1.....	25	10	10	10	7	19000	5.4	3	
2.....	1	
3.....	59	25	25	25	21	13500	4.4	2	1	
4.....	134	48	32	30	2	14	10	4	...	2	33	7500	4.9	11	70	3.9	2	
5.....	156	48	45	43	2	3	3	42	9000	5.0	6	69	4.0	2	...	3	
6.....	147	47	38	38	...	9	9	37	10500	4.8	10	74	4.2	1	...	3	
7.....	53	19	19	19	16	12500	4.6	2	1	
8.....	74	23	23	23	20	16000	5.4	3	2	
9.....	74	26	26	26	25	17500	5.7	1	1	
10...	64	25	25	25	19	19000	5.7	4	
11...	33	10	10	10	10	21000	6.7	
12...	36	15	15	15	14	20000	6.6	1	
13...	100	34	31	31	...	1	1	2	25	14000	5.5	5	76	5.0	10	...	1	
14...	52	19	17	17	...	2	2	15	12500	4.6	4	1	
15...	102	34	31	31	...	3	3	28	10000	4.8	4	2	
16...	184	70	34	31	3	36	32	4	56	9000	5.4	12	63	4.5	1	
17...	193	60	27	27	...	32	28	4	...	1	46	9500	5.5	9	78	4.4	1	...	8	
18...	104	29	19	19	...	10	10	26	8500	5.9	3	1	
19...	81	32	20	19	1	9	9	3	24	7500	5.4	6	64	3.0	7	
20...	213	65	57	52	5	8	8	45	9000	5.5	18	138	4.1	7	
21...	214	65	63	60	3	2	2	51	9000	5.5	12	60	4.0	5	
22...	201	68	55	47	8	11	11	2	41	9000	5.8	19	59	4.1	7	
23...	181	51	48	45	3	3	3	42	9000	5.5	8	61	4.3	8	
24...	89	29	21	21	...	8	8	24	9500	5.6	5	59	4.2	2	
25...	124	37	31	30	1	6	4	2	23	10000	5.7	12	70	3.8	6	
26...	**215	35	33	21	12	2	2	16	9500	5.7	19	...	1.6	1	
27...	115	34	22	22	...	10	9	1	...	2	29	9000	5.7	4	5	
28...	94	28	16	16	...	12	12	19	8500	5.8	9	73	4.8	1	...	2	
29...	107	32	27	27	...	5	4	1	26	9500	5.6	5	66	4.0	1	
30...	89	35	15	15	...	19	11	8	...	1	17	8500	5.9	18	60	3.3	1	...	1	
31...	78	35	29	27	2	5	2	2	...	1	10	...	5.1	21	70	3.2	1	
32...	92	35	31	31	...	4	4	21	9000	5.9	10	81	4.3	1	
33...	99	30	14	14	...	15	13	2	...	1	19	8500	5.9	9	74	4.4	4	...	4	
34...	98	35	15	15	...	19	19	1	30	7500	5.8	3	2	
35...	81	33	31	31	...	2	2	20	10500	5.9	12	60	3.5	2	...	1	
36...	85	33	22	19	7	11	11	20	10000	5.3	12	54	3.6	2	
37...	111	43	32	25	7	11	10	1	19	8000	5.5	21	68	3.1	3	
38...	109	48	36	31	5	11	11	7	...	1	14	11000	5.9	30	63	3.2	4	...	4	
39...	40...	113	40	19	19	...	20	18	2	...	1	21	7500	5.8	12	59	3.3	8	...	7
40...	99	30	21	19	2	8	8	15	7000	5.7	15	61	3.7	6	...	6	
41...	120	37	19	19	...	13	13	5	20	6500	5.5	13	61	5.5	4	...	5	
42...	11	7	3	3	...	2	1	1	...	2	3	
43...	95	37	35	35	...	2	2	18	9000	5.5	16	64	2.9	9	...	5	
44...	101	34	27	23	4	7	7	22	9000	5.5	11	58	2.9	4	
45...	74	35	27	27	...	8	8	19	11500	5.5	8	72	3.5	1	...	1	
46...	38	12	10	8	2	2	2	4	7	55	3.7	1	
47...	4	1	
48...	4	1	
49...	89	34	25	25	...	8	4	4	...	1	13	10000	5.8	21	60	3.7	3	...	2	

City Block Characteristics

Table 2.—CHARACTERISTICS OF HOUSING UNITS, BY BLOCKS: 1960—Con.

["Total population" contains no persons in group quarters unless preceded by asterisk; one asterisk (*) denotes less than 10 percent; two asterisks (**), 10 percent or more]

Blocks within census tracts	Total population	All housing units by condition and plumbing								Occupied housing units								
		Total	Sound			Deteriorating			Dilapidated	Owner occupied			Renter occupied			Occupied by non-white	1.01 or more persons per room	
			Total	With all plumbing facilities	Lacking some or all facilities	Total	With all plumbing facilities	Lacking some or all facilities		Total	Average value (dollars)	Average number of rooms	Total	Average contract rent (dollars)	Average number of rooms			
50...	95	26	18	17	1	7	5	2	...	1	20	8000	5.8	5	59	4.8	13	4
51...	42	15	13	13	...	1	1	1	11	8500	5.2	3	8	1
52...	99	39	18	16	2	21	13	8	21	9000	5.4	15	65	3.1	24	4
53...	185	61	42	36	6	18	8	10	...	1	34	9500	5.6	25	56	3.0	37	8
54...	118	42	18	15	3	21	11	10	...	3	22	6500	5.5	20	54	3.0	26	6
13...	*5404	2371	2028	1463	565	299	159	140	...	44	669	9500	5.6	1506	62	2.9	114	212
1...	89	61	61	61	1	55	79	3.5	...	1
2...	31	16	16	12	4	2	12	61	2.7
3...	106	52	26	26	...	26	10	16	11	11000	5.8	37	66	2.7	...	4
4...	96	43	43	39	4	13	10000	4.9	27	66	3.0	...	3
6...	49	15	15	15	13	10500	6.2	2	1
7...	61	25	21	13	8	4	2	2	14	10500	5.1	8	51	2.8	...	3
8...	87	28	28	28	25	8000	5.1	3	2
10...	61	15	14	14	...	1	1	10	10000	5.0	5	81	4.4	1	3
11...	101	37	34	28	6	3	1	2	14	9500	5.2	19	59	3.2	...	6
12...	44	23	22	14	8	1	1	10	9500	5.9	7	58	3.4
13...	55	23	21	20	1	2	2	10	8500	5.5	9	87	3.1	...	2
14...	74	29	20	14	6	9	6	3	12	10500	6.3	14	53	2.7	...	4
15...	**94	42	42	23	19	9	...	4.1	30	57	2.3	...	5
16...	56	32	30	17	13	2	2	7	...	5.0	22	53	2.6
17...	86	52	52	16	36	9	...	4.1	37	54	2.4	...	1
18...	110	64	48	17	31	16	4	12	12	...	5.7	44	55	2.6	...	2
19...	111	60	51	36	15	9	8	1	6	...	6.7	48	59	2.4	...	6
20...	**106	47	47	11	36	9	...	5.9	35	43	2.0	...	3
22...	79	34	33	25	8	1	1	12	10000	5.5	20	60	3.3	1	1
23...	91	27	25	18	7	2	2	15	11000	6.4	11	59	3.6	...	2
24...	66	28	23	17	6	5	5	11	9000	7.3	15	59	3.1	...	2
25...	81	25	21	10	11	4	4	13	9500	5.8	10	59	3.4	...	4
26...	**13
27...	72	39	38	36	2	1	...	1	13	7500	5.2	21	72	3.8	...	1
28...	88	41	27	22	5	14	4	10	11	8500	5.3	25	81	2.6	...	6
29...	79	39	31	19	12	8	1	7	8	...	6.5	26	55	2.5	...	4
30...	88	42	36	23	13	6	4	2	15	10000	5.5	23	66	3.0	1	1
31...	40	20	20	20	...	3	3	4	14	67	3.8	4	1
32...	141	69	66	45	21	...	3	16	8500	5.4	44	59	2.4	...	10
33...	*116	47	34	22	12	13	6	7	11	10000	5.1	29	61	3.3	...	6
34...	143	70	53	41	12	17	13	4	17	10000	6.1	46	57	2.3	...	7
35...	*125	39	26	26	...	13	5	8	21	10500	5.8	16	62	3.3	1	3
36...	107	46	35	26	9	11	6	5	18	9000	6.3	21	59	3.3	...	3
37...	*121	48	48	48	21	8000	5.8	25	71	3.6	...	4
38...	*114	45	43	35	8	2	2	15	10000	4.9	26	64	3.1	...	6
39...	*121	46	44	44	...	1	1	12	10500	7.0	30	62	3.3	...	4
40...	152	81	66	58	8	15	6	9	16	9500	4.9	58	66	2.9	3	8
41...	**119	46	37	23	14	4	...	4	13	6500	5.2	28	59	3.2	...	6
42...	156	71	54	35	19	1	1	17	8000	5.7	51	54	2.5	...	11
43...	133	75	74	35	39	13	9000	5.9	59	54	2.6	...	3
44...	119	63	55	38	17	9	...	4.9	52	55	2.8	1	3
45...	*158	74	65	29	36	3	1	2	19	10500	5.5	50	51	2.6	...	6
46...	*186	92	87	58	29	5	1	4	14	9500	5.6	70	85	3.3	...	7
47...	*99	36	19	12	7	17	8	9	10	11000	6.3	23	55	2.9	...	4
48...	115	44	44	31	11	12	10	2	10	10500	5.8	31	63	2.8	9	9
49...	*110	44	44	33	11	19	9500	5.9	22	60	3.5	5	...
50...	**141	61	60	53	7	1	1	15	11000	5.6	40	73	3.3	2	3
51...	*112	34	24	22	2	10	4	6	18	8500	6.3	15	52	3.1	22	6
52...	*162	52	38	32	6	14	9	5	14	8500	6.0	34	63	3.5	31	8
53...	122	45	28	28	...	17	11	6	19	7500	5.4	23	57	4.3	17	5
54...	*150	49	30	25	5	18	11	7	14	9500	5.7	32	56	2.8	16	12
55...	75	37	33	20	13	1	1	8	...	5.3	27	59	2.8	...	2
56...	69	32	31	20	11	1	1	10	...	5.5	21	57	3.2	...	2
57...	124	66	57	40	17	6	...	6	11	...	4.9	54	59	2.6	...	6
14...	*3226	1311	948	754	194	251	158	54	39	112	483	8000	5.4	736	62	3.1	39	127
2...	90	40	40	34	6	11	18500	5.8	26	66	3.0	1	3
3...	156	78	78	71	7	18	13000	6.1	56	75	2.9	...	4
4...	**344	178	172	152	20	6	2	4	21	16500	5.5	135	72	2.7	...	6
5...	258	119	114	86	28	4	1	3	22	11500	5.3	85	65	2.6	...	13
6...	**139	43	42	42	...	1	1	28	12000	6.0	13	76	3.9	1	4
7...	19	7	3	3	...	2	...	1	2	...	7	5500	5.9	
8...	50	15	1	1	...	13	9	1	3	1	9	5500	5.4	6	43	4.2	2	3
9...	33	9	2	2	...	3	1	1	4	1	7	5500	5.0	2	1	
11...	8	2
12...	24	9	5	5	2	7	50	2.7	...	2
13...	64	17	2	2	...	10	6	4	5	4	7	6000	6.7	10	58	5.2	...	2
14...	54	14	2	2	...	10	3	7	2	8	8	6000	5.6	6	44	5.2	...	2
15...	25	6	3	2	4	2	2
17...	12	4
18...	38	13	5	...	5	8	...	7	4000	4.4	6	1
19...	29	7	4	...	4	3	6	6	4000	4.5	1	38	4.0	2	3
20...	54	18	2	1	1	5	3	2	11	13	4500	4.9	5	
21...	31	12	3	3	...	5	...	1	4	4	11	5500	5.4	1	...	3.6	...	2
22...																		

Table 2.—CHARACTERISTICS OF HOUSING UNITS, BY BLOCKS, 1960—Con.

["Total population" contains no persons in group quarters unless preceded by asterisk; one asterisk (*) denotes less than 10 percent; two asterisks (**), 10 percent or more]

Blocks within census tracts	Total population	All housing units by condition and plumbing									Occupied housing units								
		Sound					Deteriorating				Dilapidated	Owner occupied			Renter occupied			Occupied by non-white	1.01 or more persons per room
		Total	With all plumbing facilities	Lacking some or all facilities	Total	With all plumbing facilities	Lacking some or all facilities		Total	Average value (dollars)		Average number of rooms	Total	Average contract rent (dollars)	Average number of rooms				
							With flush toilet	No flush toilet											
27...	142	63	53	28	25	7	7	3	11	8500	5.2	47	54	2.7	...	10	
28...	123	65	57	47	10	7	6	15	8000	5.1	44	54	3.0	...	3	
29...	105	33	26	24	2	7	8	14	8500	5.1	17	83	4.4	...	3	
30...	60	23	5	17	9	11	6000	5.0	10	50	3.3	...	2	
31...	25	9	8	5	...	1	1	4	4	1	
32...	104	35	19	19	...	10	7	6	7500	4.9	20	66	3.1	9	12	
33...	80	31	1	1	...	23	23	22	6500	5.5	8	53	5.3	9	2	
34...	24	8	2	2	...	2	2	4	4	2	
36...	2	2	
37...	2	
38...	13	3	
39...	15	3	
43...	35	15	1	1	...	9	7	8	7500	4.8	5	59	4.8	2	1	
44...	52	20	6	12	5	15	8000	4.9	4	
45...	84	25	20	18	2	5	5	18	8000	5.4	6	79	4.8	...	2	
46...	89	35	29	15	14	6	6	15	9000	5.7	18	47	2.4	...	4	
47...	118	63	45	30	15	18	6	20	9500	5.1	39	49	2.8	...	3	
48...	81	39	32	17	15	7	4	12	7000	5.3	24	58	3.1	...	2	
49...	105	45	34	27	7	11	3	19	8500	5.7	20	53	2.7	...	7	
50...	41	16	14	14	...	2	2	15	8000	5.4	1	
51...	53	15	13	10	3	2	2	7	8500	5.7	8	67	4.8	3	2	
52...	21	8	2	2	2	6	3	3	5	52	3.6	
53...	37	12	2	2	...	9	9	7	8500	5.7	4	1	1	
60...	10	6	1	1	...	4	1	5	4000	4.6	1	
15.....	*3448	1181	1088	1054	34	77	51	14	12	16	938	11500	5.7	213	70	4.3	7	45	
1...	76	31	31	31	26	10500	5.4	4	1	
2...	100	29	29	29	24	12000	5.9	5	80	4.8	...	1	
3...	114	41	39	39	...	2	1	1	34	11000	5.6	7	76	4.9	...	2	
4...	69	24	24	24	21	16500	5.9	3	
5...	50	17	17	17	17	10500	4.2	1	
6...	28	12	5	4	1	3	2	6	8000	5.0	4	1	...	
7...	20	7	7	1	5	11000	5.4	2	4	...	
10...	12	4	
11...	14	5	2	...	1	...	3	5	4000	4.0	1	
12...	65	24	18	18	...	5	1	2	2	1	14	6500	4.8	7	75	4.3	1	2	
13...	87	31	24	23	1	6	5	1	...	1	24	7000	4.8	5	...	3.8	...	2	
14...	2	1	
19...	207	70	70	67	3	58	11000	5.1	10	68	3.2	...	2	
20...	105	45	44	43	1	1	...	1	36	11000	5.1	7	81	4.4	...	1	
21...	79	25	24	24	...	1	1	21	12000	6.2	3	1	
22...	73	21	21	21	16	12500	5.6	5	89	5.4	
23...	84	24	23	23	...	1	1	17	13000	6.1	7	74	4.9	...	2	
24...	**90	19	19	19	12	15000	5.4	6	71	2.3	...	2	
25...	119	44	43	43	1	37	11000	5.6	7	73	3.7	
26...	127	43	42	42	...	1	1	36	10500	5.4	6	68	5.3	...	1	
27...	90	35	35	35	29	10000	5.4	4	1	
28...	106	41	41	40	1	33	10500	5.2	8	64	4.1	...	3	
29...	92	39	39	37	2	36	10500	5.1	3	1	
30...	57	22	19	19	...	3	3	17	11000	5.6	5	63	5.2	
31...	54	22	20	20	...	1	1	1	14	10500	5.4	8	78	4.6	
32...	115	29	25	25	...	3	3	1	25	10500	6.0	4	2	
33...	93	31	30	28	2	1	1	29	13500	6.6	2	2	
34...	28	12	12	10	2	10	13000	6.1	2	
35...	2	1	
37...	74	24	24	24	20	16500	6.8	4	1	
38...	67	25	23	23	...	2	2	23	12000	6.3	1	
39...	81	24	21	20	1	3	3	21	13000	6.0	3	
40...	69	25	24	24	1	21	13000	5.7	4	1	
41...	102	32	25	25	...	7	7	27	12000	6.0	5	...	5.0	...	1	
42...	*90	26	22	22	...	3	3	1	19	12500	6.8	7	46	5.4	
43...	103	27	22	22	...	4	4	1	26	14500	6.5	1	1	
44...	89	33	33	29	4	25	14000	6.6	7	59	3.1	...	1	
45...	18	7	7	7	7	15500	7.1	
46...	21	12	11	11	...	1	1	7	19500	7.7	1	
47...	40	15	15	15	8	...	5.8	6	93	5.2	
48...	108	33	31	24	7	2	2	19	12000	6.7	13	67	3.5	...	3	
49...	58	25	25	21	4	13	12000	6.0	11	71	4.3	...	2	
50...	60	22	22	22	15	11500	6.1	7	65	3.9	
51...	109	31	26	25	1	5	3	2	2	...	25	12000	5.9	6	70	4.3	...	2	
52...	62	28	24	23	1	4	2	21	12500	5.5	6	52	3.2	
53...	74	22	19	19	...	3	1	2	19	12000	5.6	3	1	
54...	*65	21	18	15	3	2	1	1	...	1	17	6000	4.8	2	3	
16.....	*2375	812	692	614	78	90	72	18	...	30	437	10000	5.9	361	63	3.5	6	53	
1...	110	39	16	16	...	18	16	2	...	5	27	9500	5.4	12	60	3.5	...	3	
2...	138	47	12	12	...	24	18	6	...	11	31	9500	5.5	14	57	3.9	...	4	
3...	88	22	6	5	1	12	11	1	...	4	21	8000	5.8	1	3	
4...	159	69	33	26	7	26	19	7	...	10	34	9000	5.8	34	55	3.4	...	3	
5...	134	45	40	35	5	5	4	1	24	11000	6.1	21	66	3.2	...	4	
6...	**71	17	16	16	4	1	1	11	11500	5.7	6	82	4.3	
7...	**238	52	52	48	4	28	10000	6.1	24	59	3.3	4	3	
8...	129	47	46	36	10	1	1	27	11500	6.0	18	61	2.9	...	2	
9...	180	59	58	58	...	1	1	30	10000	6.3	28	68	4.1	...	6	
10...	180	71	69	56	13	2	1	1	29	9500	6.0	40	59	3.5	...	4	
11...	169	51	51	47	4	33	10000	5.9	17	65	3.2	...	5	

City Block Characteristics

Table 2.—CHARACTERISTICS OF HOUSING UNITS, BY BLOCKS: 1960—Con.

["Total population" contains no persons in group quarters unless preceded by asterisk: one asterisk (*) denotes less than 10 percent; two asterisks (**), 10 percent or more]

Blocks within census tracts	Total population	All housing units by condition and plumbing									Occupied housing units							
		Total	Sound			Deteriorating			Dilapidated	Owner occupied			Renter occupied			Occupied by non-white	1.01 or more persons per room	
			Total	With all plumbing facilities	Lacking some or all facilities	Total	With all plumbing facilities	Lacking some or all facilities		Total	Average value (dollars)	Average number of rooms	Total	Average contract rent (dollars)	Average number of rooms			
12...	**132	47	47	42	5	29	9500	5.7	16	67	3.4	...	4
13...	69	22	22	22	18	10000	5.7	4	2
14...	98	35	35	35	21	10000	6.0	14	73	3.4	...	1
15...	113	41	41	39	2	21	10500	5.9	19	74	3.8	...	2
16...	*120	52	52	43	9	11	15500	5.3	40	58	3.9	...	2
17...	*158	66	66	53	13	24	13000	6.6	41	64	3.4	1	3
18...	89	30	30	25	5	18	13500	6.4	12	71	3.6	1	2
17.....	2483	726	391	363	28	278	196	71	11	57	566	7000	5.0	135	63	4.5	396	124
3...	99	24	6	6	...	13	10	2	1	5	18	7500	4.9	6	49	4.5	14	6
4...	56	18	3	3	...	10	5	5	...	5	14	6000	4.7	3	14	2
5...	53	20	1	1	...	14	7	7	...	5	16	6000	5.1	4	16	1
6...	80	20	15	13	2	5	3	2	16	5500	5.1	4	17	6
7...	58	13	7	7	...	4	2	2	...	2	11	8000	4.5	2	7	5
8...	69	18	13	8	5	5	2	2	1	...	17	6000	4.6	1	10	7
9...	56	15	13	10	3	2	1	1	14	8000	5.4	1	10	4
10...	6	3
11...	22	8	2	1	1	4	2	2	...	2	6	6500	5.0	1	4	1
12...	29	8	7	7	...	1	1	6	12000	5.7	2	7	1
13...	100	30	23	23	...	6	6	1	23	9500	4.5	5	55	3.6	13	10
14...	100	34	31	31	...	3	3	26	9500	4.5	5	...	5.4	6	2
15...	90	29	15	14	1	11	11	3	25	8500	4.7	3	3	4
16...	79	28	13	11	2	14	14	1	22	8000	5.4	6	66	3.7	...	3
17...	139	52	27	25	2	23	23	2	36	9000	5.3	14	69	3.4	3	1
18...	80	24	9	9	...	12	12	3	18	8000	5.1	6	67	5.3	8	3
19...	140	38	32	32	...	3	3	3	36	7500	4.9	2	12	5
20...	71	20	16	16	...	3	2	1	...	1	20	7500	5.4	4	2
21...	38	14	10	10	...	3	1	2	...	1	13	5500	5.2	10	1
22...	9	5	3	2	1	2	2	...	3	3	...
23...	18	3
24...	67	20	12	11	1	8	5	2	1	...	18	7000	4.7	2	18	3
27...	60	13	10	10	...	3	2	1	12	5500	5.9	1	9	5
28...	136	34	9	9	...	25	19	6	21	7000	4.7	12	50	4.8	24	8
29...	89	27	3	2	1	22	13	8	1	2	22	6000	4.9	4	21	5
30...	57	20	5	5	...	13	9	3	1	2	15	5000	4.5	4	17	2
32...	5	3
33...	47	13	9	8	1	4	3	1	12	6500	5.9	12	2
34...	21	7	4	4	...	3	3	6	5000	4.8	1	6	1
35...	14	4
36...	76	15	11	11	...	4	2	2	13	7500	5.6	2	15	4
37...	56	16	14	13	1	2	2	14	8000	5.2	1	12	3
38...	53	15	5	4	1	10	5	4	14	6500	5.1	1	12	2
39...	39	11	6	5	1	4	...	2	2	1	6	5000	4.8	4	10	2
40...	39	10	4	2	2	5	5	1	5	5500	5.6	4	8	3
41...	71	19	8	6	2	5	2	3	...	6	8	6000	5.1	10	36	4.4	16	4
42...	121	33	14	14	...	11	8	3	...	8	24	6000	5.0	7	44	4.3	23	9
43...	34	10	7	7	...	1	1	2	5	...	6.4	3	7	1
44...	17	7	5	5	...	2	2	6	12000	5.3	1
46...	89	25	15	14	1	9	3	6	...	1	16	6500	5.6	9	92	5.0	21	4
18.....	3427	1043	835	807	28	146	131	10	5	62	836	8500	4.8	163	67	4.4	36	143
1...	79	21	20	19	1	1	1	...	17	9000	4.8	4	4
2...	38	17	17	16	1	14	11000	4.5	1
3...	51	15	10	10	...	5	5	12	8500	4.7	3	4
4...	409	120	62	61	1	31	24	4	3	27	99	8500	4.7	13	63	4.2	...	18
5...	42	11	7	7	...	4	3	1	7	8500	4.4	3	3
6...	33	11	11	8	3	7	6500	3.9	3	1
7...	21	11	11	10	1	9	5000	3.8	1
8...	76	21	21	21	20	11000	4.5	1	3
9...	75	20	20	20	14	10000	4.7	5	74	4.0	1	5
10...	33	9	8	8	...	1	1	8	10500	5.1	1	1
11...	38	10	10	10	9	9000	4.8	1	2
12...	33	9	2	1	1	3	3	4	6	5500	4.7	3	2
13...	52	14	8	7	1	5	5	13	7500	4.6	1	2
14...	30	10	10	9	1	6	7000	5.0	4
15...	32	9	9	8	1	9	7000	5.1	1
16...	75	24	23	23	...	1	22	9000	4.3	1	4
17...	55	19	16	14	2	3	3	17	8000	4.7	1
18...	15	4
19...	36	8	7	5	2	1	6	10000	4.2	2	4
20...	26	9	5	5	...	3	3	1	7	7000	5.0	1	1
21...	105	41	40	40	...	1	1	30	10000	5.0	9	81	4.2	...	1
24...	82	22	22	22	...	2	2	22	8000	4.5	2	5
26...	37	8	8	8	5	...	5.4	3	2
27...	94	28	26	25	1	2	2	18	9000	4.7	9	62	3.1	...	4
28...	54	16	9	9	...	3	3	4	16	7500	4.7	2	2
29...	73	19	19	18	1	17	9000	4.6	2	4
30...	69	16	15	15	...	1	...	1	11	11000	4.5	4	6
31...	63	24	23	22	1	18	7000	4.8	3	1
32...	73	20	17	17	...	3	3	17	7500	4.7	3	4
33...	35	11	6	6	...	2	2	3	9	8500	5.8	1	1
34...	47	16	9	9	...	3	3	4	13	8500	4.2	2	4
35...	17	5	4	4	...	1	1	3	1	1
36...	40	10	7	7	...	2	1	1	...	1								

Table 2.—CHARACTERISTICS OF HOUSING UNITS, BY BLOCKS, 1960—Con.

["Total population" contains no persons in group quarters unless preceded by asterisk; one asterisk (*) denotes less than 10 percent; two asterisks (**), 10 percent or more]

Blocks within census tracts	Total population	All housing units by condition and plumbing									Occupied housing units							
		Total	Sound			Deteriorating			Dilapidated	Owner occupied			Renter occupied			1.01 or more persons per room		
			Total	With all plumbing facilities	Lacking some or all facilities	Total	With all plumbing facilities	Lacking some or all facilities		Total	Average value (dollars)	Average number of rooms	Total	Average contract (dollars)	Average number of rooms		Occupied by non-white	
							With flush toilet	No flush toilet										
39...	82	24	19	19	...	4	4	1	20	9000	5.0	2	3
41...	15	4
42...	44	12	12	12	12	9000	5.2	3	
43...	37	11	10	10	...	1	1	10	6500	5.1	1	
44...	149	48	41	41	...	7	7	37	8000	4.9	7	59	4.9	7	
45...	146	44	40	40	...	4	4	38	9000	4.9	5	57	4.0	1	
46...	43	12	8	8	...	3	3	1	8	8000	4.9	3	3	
47...	16	4	
48...	28	8	6	6	...	2	2	5	6000	5.2	3	
49...	43	12	9	9	...	3	3	8	5500	4.9	4	1	
50...	61	20	14	14	...	6	6	16	6500	5.3	4	3	
51...	64	16	15	15	...	1	1	14	9500	5.8	2	3	
53...	41	12	12	12	7	10000	5.1	5	189	4.8	3	
55...	41	15	6	6	...	7	6	1	...	2	13	7500	4.5	1	2	
56...	39	15	9	9	...	5	5	1	10	8000	4.4	5	60	4.2	...	
57...	26	9	3	3	...	3	2	1	...	3	7	6500	4.9	2	1	
58...	76	27	27	23	4	23	7000	4.7	3	1	
59...	92	27	25	21	4	2	2	16	9500	4.5	10	54	4.5	6	
60...	7	4	
61...	17	4	
62...	80	24	24	24	21	10000	5.0	3	
63...	19	4	
64...	82	28	23	23	...	5	3	1	1	...	24	9000	5.1	3	1	
65...	43	16	13	13	...	3	3	13	9500	4.8	1	2	
19.....	5135	1538	1226	1095	131	232	116	21	95	80	1324	10000	4.6	154	61	4.2	238	
1...	40	12	3	1	2	7	2	...	5	2	9	4500	3.8	3	3	
2...	79	19	4	3	1	11	3	2	6	4	15	5500	3.7	3	7	
3...	79	27	16	8	8	7	2	...	5	4	20	6000	4.7	6	...	3.5	3	
4...	69	22	12	4	8	10	1	...	9	...	17	5500	4.3	2	7	
5...	56	15	9	3	6	3	3	3	14	6000	4.4	1	6	
6...	48	16	11	8	3	4	4	1	10	7500	4.6	5	...	4.8	2	
7...	9	3	
8...	69	20	14	9	5	15	1	1	3	1	17	7000	4.4	2	5	
10...	86	25	10	4	6	5	2	1	12	...	21	5000	4.4	2	3	
11...	76	16	3	2	1	8	1	1	6	5	14	4000	4.6	1	7	
12...	30	12	2	1	1	8	1	2	9	3500	3.2	2	3	
13...	12	4	
14...	5	1	
15...	6	2	
17...	17	3	
187...	58	58	58	56	2	49	14500	5.5	7	82	4.4	4	
21...	133	42	42	42	41	13500	5.2	1	3	
23...	95	30	30	30	29	10000	4.3	1	2	
24...	89	30	29	29	...	1	...	1	29	10500	4.3	1	2	
25...	124	32	32	31	1	30	11000	4.4	2	7	
26...	50	16	16	15	1	14	10000	4.8	2	1	
27...	172	47	35	32	3	11	8	3	...	1	42	7000	4.9	5	54	4.6	11	
28...	75	22	21	21	1	1	1	19	8000	4.6	2	3	
29...	98	30	29	26	3	1	1	27	7500	4.7	3	5	
30...	74	30	27	23	4	3	1	2	21	7000	4.6	1	57	3.0	4	
31...	94	30	18	18	...	11	11	1	26	9000	4.7	4	4	
32...	74	27	14	14	...	12	12	1	27	9500	4.8	2	
33...	62	17	10	9	1	3	3	4	17	11000	4.9	2	
34...	114	28	16	16	...	8	8	4	26	10500	5.0	2	2	
35...	101	29	19	17	2	8	8	2	24	9000	5.1	3	5	
36...	86	31	29	29	...	1	...	1	...	1	28	11500	4.5	2	2	
37...	104	34	31	31	...	3	3	33	12500	4.7	2	
38...	92	33	32	31	1	1	1	32	11500	4.7	1	
39...	102	35	31	16	15	1	1	3	24	6500	4.3	1	8	
40...	25	10	9	6	3	1	6	7000	3.5	3	4	
41...	10	5	3	2	...	1	2	3	1	1	
42...	7	3	
43...	41	12	7	2	5	1	1	4	7	3500	3.3	3	4	
44...	50	14	14	8	6	13	5500	4.1	1	3	
45...	76	17	16	12	4	1	1	16	6500	4.6	1	5	
46...	76	25	17	10	7	7	6	...	1	1	18	5500	4.1	4	6	
48...	82	20	15	13	2	4	2	1	1	1	17	5500	4.0	3	8	
49...	44	14	12	12	...	2	1	...	1	...	13	7500	5.1	
50...	68	22	14	12	2	5	2	2	1	3	17	5000	4.0	3	6	
51...	132	34	25	24	1	7	5	2	...	2	32	6500	4.1	2	10	
52...	149	43	39	36	3	3	3	1	36	7000	4.0	6	58	4.3	10	
53...	126	34	33	33	...	1	1	32	7500	4.2	1	9	
54...	49	12	10	10	...	2	2	9	7500	4.3	3	2	
55...	88	27	24	20	4	2	1	1	22	6500	4.6	4	4	
56...	29	9	4	1	...	3	5	7	3500	3.6	1	2	
57...	12	3	
58...	67	15	6	6	...	7	4	2	1	2	11	9500	5.1	3	3	
59...	14	6	2	2	...	4	4	6	9500	5.3	
60...	58	17	12	11	1	5	1	...	4	...	11	8500	4.3	5	59	4.4	4	
61...	20	6	1	...	1	2	...	1	1	3	4	1	2	
62...	397	117	111	99	12	3	1	...	2	3	95	14500	5.2	15	66	4.0	13	
63...	110	36	36	36	36	15000	5.3	1	
64...	128	37	37	37	31	18000	5.2	5	...	3.8	5	
65...	40	13	13	13	12	22000	5.0	1	
66...	67	21	21	21	18	19000	5.5	3	1	

City Block Characteristics

Table 2.—CHARACTERISTICS OF HOUSING UNITS, BY BLOCKS: 1960—Con.

["Total population" contains no persons in group quarters unless preceded by asterisk; one asterisk (*) denotes less than 10 percent; two asterisks (**), 10 percent or more]

Blocks within census tracts	Total population	All housing units by condition and plumbing								Occupied housing units								
		Sound				Deteriorating				Disapidated	Owner occupied			Renter occupied			1.01 or more persons per room	
		Total	With all plumbing facilities	Lacking some or all facilities	Total	With all plumbing facilities	Lacking some or all facilities	With flush toilet	No flush toilet		Total	Average value (dollars)	Average number of rooms	Total	Average contract rent (dollars)	Average number of rooms		Occupied by non-white
67...	147	43	43	42	1	42	12500	4.7	1	5
68...	47	12	12	12	10	20000	5.3	2
69...	47	13	1	1	...	8	2	...	6	4	11	5000	4.5	1	2
70...	5	2
71...	6	3
72...	39	11	1	1	...	9	4	...	5	1	10	7500	5.0	1	
73...	78	26	26	24	2	24	10000	4.4	1	3
74...	75	24	24	24	21	11500	4.6	2	2
75...	68	18	18	18	18	12000	4.4	2
76...	51	16	16	16	14	11500	4.4	2	1
20.....	1539	459	227	188	39	161	89	10	62	71	341	8000	4.9	85	48	4.0	...	83
1...	25	7	7	7	6	18000	5.3
2...	143	50	39	35	4	9	9	2	31	14500	5.0	9	67	4.8	...	2
4...	76	25	23	23	...	2	1	1	22	14500	5.5	3
5...	5	2
6...	19	7	3	3	...	4	4	6	7500	5.7	1
7...	22	10	1	1	...	6	6	3	8	5500	4.6	2
8...	22	6	2	1	1	3	3	1	4	1	2
9...	58	12	5	5	...	7	7	9	6500	5.4	3	4
10...	97	30	15	14	1	14	8	5	1	1	21	7000	6.0	8	53	4.0	...	2
11...	1	1
12...	4	1
13...	124	37	11	8	3	18	11	1	6	8	29	5500	4.9	4	8
14...	13	4
15...	4	1
16...	18	6	3	1	...	2	3	3	2	1
19...	120	28	16	15	1	8	4	...	4	4	20	7000	4.5	4	10
20...	84	33	9	5	4	17	3	...	14	7	26	5500	4.8	1
21...	94	26	15	15	...	6	5	...	1	5	20	7000	5.0	6	51	5.0	...	6
24...	23	6	4	4	...	2	...	1	1	...	6	7000	4.3	1
25...	12	3
27...	1	2
28...	47	13	6	2	4	6	1	...	5	1	10	5500	4.8	2	3
29...	31	9	4	2	2	4	4	1	7	6000	4.6	2	4
30...	45	15	8	8	...	4	1	...	3	3	7	9000	5.7	6	3.7	2
31...	29	8	2	1	1	6	6	6	4500	4.0	2	3
32...	36	9	3	...	3	4	4	2	5	...	3.2	4	4
33...	80	22	11	3	8	5	2	...	3	6	18	5500	4.2	3	7
34...	24	8	5	4	1	1	1	2	5	23000	6.0	3	1
35...	9	2
39...	18	3
40...	23	7	6	6	...	1	1	...	7	8000	5.3
41...	80	24	4	3	1	14	8	1	5	6	19	7500	4.5	4	6
42...	37	10	4	4	...	4	2	...	2	2	9	7500	4.8	1	3
43...	115	32	15	14	1	13	9	...	4	4	27	7000	4.4	4	9
21.....	*6031	2045	1777	1727	50	213	192	20	1	55	1663	9000	5.0	334	61	4.0	5	165
1...	14	14	14	14	12	9500	4.4	2
2...	81	24	24	23	1	22	11000	4.8	2
3...	60	20	20	19	1	16	9000	4.8	3	2
4...	92	24	22	22	...	2	2	21	9000	4.5	1	6
5...	77	27	26	25	1	1	22	8000	4.3	3	3
6...	83	28	26	26	...	1	...	1	...	1	24	8000	4.2	4	3
7...	59	21	16	16	...	3	3	2	18	8500	4.8	1	1
8...	88	28	21	21	...	5	5	2	24	7000	4.6	4	4
9...	88	28	20	19	1	7	7	1	23	8000	5.4	4	2
10...	71	25	21	19	2	3	3	17	8500	4.6	7	...	4.0	...	3
11...	89	27	17	17	...	8	8	2	25	8500	4.8	1	2
12...	66	22	6	6	...	13	12	1	...	3	18	7500	5.1	3	1	1
13...	63	24	16	15	1	6	5	1	...	2	22	9000	4.9	2
14...	93	27	10	10	...	12	11	1	...	5	19	8000	4.8	8	62	3.9	...	5
15...	79	23	20	18	2	2	2	1	21	8000	5.0	2	6
16...	75	25	20	20	...	4	4	22	8000	5.1	2	2
17...	40	17	16	16	...	1	1	11	7000	4.5	5	47	3.4
18...	26	9	9	9	5	6500	4.2	2	1
20...	4	4
22...	15	4
23...	67	23	23	22	1	21	8000	4.6	2	2
25...	97	22	22	22	21	7000	4.4	1	4
26...	45	11	11	11	9	10000	4.8	2	2
27...	65	23	23	23	21	7500	4.9	1
28...	70	23	23	23	23	8500	4.7	1
29...	71	24	17	16	1	5	4	1	...	2	21	9000	4.6	3	4
30...	68	23	12	12	...	7	4	3	...	4	21	8000	5.1	2	3
31...	61	23	12	12	...	7	7	5	19	9000	4.6	4	3
32...	78	22	22	21	1	19	9500	4.7	3
33...	61	18	18	17	1	15	9000	5.2	2	1
34...	68	24	24	21	3	21	8500	5.1	3	2
35...	73	25	25	24	1	21	10500	5.0	4
36...	69	20	20	19	1	17	8500	4.5	3	2
37...	67	24	24	23	1	23	9500	4.4	2
38...	76	25	22	22	...	3	3	23	8500	5.0	2	1
39...	59	23	14	12	2	9	8	1	21	8000	5.1	2	1
40...	80	23	10	9	1	11	10	1	...	2	20	8000	5.1	3	4
41...	67	22	22	22	20	10000	5.2	2	1
42...	63	17	17	17	15	7000	5.3	1	3

Table 2.—CHARACTERISTICS OF HOUSING UNITS, BY BLOCKS: 1960—Con.

[“Total population” contains no persons in group quarters unless preceded by asterisk: one asterisk (*) denotes less than 10 percent; two asterisks (**), 10 percent or more]

Blocks within census tracts	Total population	All housing units by condition and plumbing									Occupied housing units							
		Total	Sound			Deteriorating			Dilapidated	Owner occupied			Renter occupied			Occupied by non-white	1.01 or more persons per room	
			Total	With all plumbing facilities	Lacking some or all facilities	Total	With all plumbing facilities	Lacking some or all facilities		Total	Average value (dollars)	Average number of rooms	Total	Average contract rent (dollars)	Average number of rooms			
46...	92	32	28	28	...	3	3	1	24	7000	4.8	8	60	4.6	...	4
47...	35	11	11	11	11	8500	5.4	4
48...	92	31	30	30	...	1	1	24	9000	5.0	5	63	3.5	...	1
49...	76	27	27	24	3	22	10000	5.4	4
50...	88	30	18	18	...	7	7	28	8500	4.9	7	3
51...	85	28	14	14	...	9	7	2	...	5	24	8500	5.0	4	2
52...	67	25	15	15	...	5	4	1	...	5	20	9000	4.3	1	4
53...	76	29	29	25	4	25	9500	4.8	3	2
54...	61	23	22	22	1	19	9500	4.8	2	1
55...	87	29	29	27	2	25	8500	5.0	4	2
56...	71	24	24	24	20	9500	5.2	3	2
57...	75	24	24	24	21	10500	4.9	2
58...	64	22	16	16	...	6	6	20	8000	5.0	2	1
59...	38	18	13	13	...	5	5	14	11000	5.4	3	1
60...	45	19	19	19	16	9500	5.3	3
61...	75	31	26	26	...	5	3	2	26	9500	5.1	5	61	4.2
62...	80	25	23	23	...	2	2	20	10500	5.1	4	2
63...	83	25	25	24	1	19	9000	5.2	6	60	4.7	...	1
64...	86	28	28	28	26	9500	5.5	1
65...	31	11	11	11	8	8000	5.0	3
66...	**65	15	15	15	14	9000	5.2	1	3
67...	78	32	32	32	24	8000	4.8	6	47	4.5
68...	85	31	31	31	22	8500	4.9	8	56	3.5	...	1
69...	77	28	28	28	23	8500	5.2	5	61	3.6
70...	91	30	25	25	...	5	5	24	9000	5.4	6	65	5.3	...	3
71...	64	22	21	21	...	1	1	16	9500	5.7	6	54	3.8	...	1
72...	72	24	18	18	...	6	6	21	9500	5.4	2	1
73...	57	19	17	17	...	2	1	...	1	...	16	9500	5.4	3	2
74...	33	16	16	14	2	12	10000	5.3	4
75...	73	27	26	26	...	1	1	16	11500	6.1	11	61	3.7	...	4
76...	61	21	21	21	18	9500	5.0	2	3
77...	90	28	28	28	20	9500	5.4	8	59	4.3	...	3
78...	53	20	14	14	...	6	6	18	9000	5.2	2
79...	62	22	20	20	...	2	2	14	12000	5.8	8	77	5.1
80...	54	23	23	20	3	13	10000	5.9	10	48	3.1
81...	9	4
82...	151	52	44	41	3	8	8	36	9000	5.2	16	62	3.6	...	5
83...	70	22	22	22	20	10000	5.3	2	1
85...	62	23	19	17	2	2	2	2	14	6500	4.1	7	57	2.7	2	5
86...	87	31	24	24	...	7	7	20	7500	4.8	11	66	3.5	...	4
87...	51	19	17	17	...	1	1	1	15	9000	5.1	1	4
88...	97	32	24	20	4	8	8	20	6500	5.6	11	56	4.3	...	2
89...	74	21	20	19	1	1	1	17	11000	5.4	4
90...	54	20	18	18	...	2	1	1	15	10500	4.9	4	1
91...	69	23	21	21	...	2	1	1	19	8000	4.8	4
92...	91	29	29	29	21	8500	6.0	8	48	3.4
93...	12	5	5	5	5	7000	5.4
94...	56	17	17	17	17	7500	5.2	1
95...	64	17	17	17	14	8000	5.8	2	1
96...	26	11	9	7	2	2	2	6	5000	5.3	4
97...	49	16	14	13	1	2	1	1	7	9500	5.7	9	59	5.0	...	2
98...	42	16	16	16	13	7500	5.0	2	1
22.....	2905	941	357	311	46	328	258	68	2	256	596	7000	5.5	297	55	4.0	285	128
2.....	67	21	4	4	...	8	8	9	18	8000	4.9	3	4
4.....	25	7	5	3	2	2	1	1	6	5500	5.7	2
5.....	24	8	8	8	8	7500	5.8	4
6.....	29	12	12	11	1	11	7500	5.0	1	10
7.....	43	17	12	8	4	5	...	5	13	7500	4.8	4	16
8.....	126	34	28	22	6	5	3	2	...	1	26	6500	5.7	8	62	4.3	30	7
12.....	36	12	8	8	...	2	1	1	...	2	10	6500	5.4	2	7
13.....	115	32	7	5	2	12	8	4	...	13	19	5500	5.4	9	54	5.6	25	7
14.....	166	43	11	11	...	21	13	8	...	11	22	7500	5.5	19	63	3.6	27	12
15.....	81	33	17	12	5	12	11	1	...	4	23	6000	5.6	7	39	5.0	12	4
16.....	131	36	20	18	2	13	7	6	...	3	23	7500	6.0	12	44	3.9	21	5
17.....	86	28	20	15	5	8	5	3	24	6000	5.9	4	3
18.....	151	46	38	37	1	8	6	1	33	7000	5.7	13	72	4.6	21	3
19.....	10	4
20.....	69	19	3	3	...	8	8	14	7500	5.3	2	3
21.....	57	20	3	3	...	10	10	7	6500	5.3	3	1
22.....	9	6	1	1	...	2	1	...	1	3	3
24.....	12	4
25.....	45	13	2	2	...	8	8	3	12	10000	5.8	1	1
26.....	45	14	3	3	11	6	5500	5.2	8	55	4.1	...	2
27.....	134	37	3	3	...	14	13	1	...	20	23	6500	5.6	14	45	4.4	8	4
28.....	122	33	1	1	...	7	7	25	20	7000	5.5	12	57	5.4	22	4
29.....	109	36	18	17	1	18	14	4	24	9500	5.5	7	57	4.4	11	5
30.....	103	32	17	16	1	13	10	3	...	2	24	8000	5.7	7	52	3.7	6	5
31.....	102	31	11	11	...	14	9	5	...	6	15	7500	6.0	14	39	3.2	...	9
32.....	112	42	17	13	4	18	11	7	...	7	18	7000	6.6	20	47	3.4	11	4
33.....	121	40	2	2	...	9	9	29	26	6000	5.6	11	50	4.2	2	5
34.....	116	38	5	5	...	9	9	24	22	6500	5.5	13	54	3.7	8	6
35.....	3	1
36.....	12	4
37.....	54	19	6	6	13	15	8000	5.6	4	2
38.....	31	8	2	2	...	5	5	1	3	2

Table 2.—CHARACTERISTICS OF HOUSING UNITS, BY BLOCKS: 1960—Con.

["Total population" contains no persons in group quarters unless preceded by asterisk; one asterisk (*) denotes less than 10 percent; two asterisks (**), 10 percent or more]

Blocks within census tracts	Total population	All housing units by condition and plumbing									Occupied housing units							
		Sound				Deteriorating				Dilapidated	Owner occupied			Renter occupied			Occupied by non-white	1.01 or more persons per room
		Total	Total	With all plumbing facilities	Lacking some or all facilities	Total	With all plumbing facilities	Lacking some or all facilities	With flush toilet		No flush toilet	Total	Average value (dollars)	Average number of rooms	Total	Average contract rent (dollars)		
39...	48	19	7	7	...	7	5	2	...	5	11	9000	6.0	6	45	2.8
40...	5	2
41...	99	40	6	6	...	26	26	8	31	7500	5.2	7	53	4.6	...	3
42...	99	39	5	5	...	14	11	3	...	20	20	6000	5.2	17	63	3.3	1	2
43...	113	39	17	15	2	16	9	7	...	6	14	6500	4.4	22	65	3.6	...	8
44...	139	56	33	25	8	11	11	12	18	7500	5.6	34	62	3.4	...	7
45...	56	16	6	4	2	10	6	4	11	6500	5.8	4	10	2
23.....	*4578	1709	726	531	195	748	497	251	...	235	649	8000	5.7	953	52	3.4	19	185
1...	33	12	6	6	...	4	3	1	...	2	9	8500	5.1	2	4	1
2...	54	19	16	15	1	2	1	1	...	1	14	8000	5.6	3	1	1
3...	13	8	8	4	4	1	7	55	2.5
4...	59	24	19	16	3	5	3	2	10	9500	5.1	13	65	2.3
5...	42	15	13	11	2	2	2	9	9000	5.4	6	64	3.8	...	1
6...	35	17	13	10	3	3	1	2	...	1	9	9500	6.4	7	49	2.7
7...	19	9	5	5	...	4	...	4	3	5	60	3.0
8...	36	17	4	2	2	13	9	4	8	8500	5.5	8	54	4.4
9...	138	62	52	29	23	...	10	17	7000	5.3	27	46	3.6	1	8
11...	69	24	9	9	...	11	11	4	11	8500	6.4	9	60	5.1	...	2
12...	50	21	15	13	2	5	2	3	...	1	10	9000	5.3	9	60	2.8	...	1
13...	41	17	12	8	4	5	3	2	8	...	5.3	7	54	2.4	...	3
14...	85	28	27	22	5	1	1	20	7500	6.7	6	...	4.2
15...	60	18	18	17	1	11	8500	6.0	7	61	3.0	...	3
16...	118	39	25	20	5	11	8	3	...	3	20	7500	5.5	18	47	4.1	8	4
17...	76	26	26	18	8	12	9500	5.8	13	67	3.5	...	4
18...	114	54	42	34	8	12	8	4	25	6500	5.2	26	54	3.3	...	1
19...	78	21	10	10	...	8	8	3	17	7000	5.9	4	2	2
20...	60	25	16	14	2	8	7	1	...	1	12	8500	5.4	11	66	3.6	...	2
21...	111	35	15	15	...	19	15	4	...	1	19	11000	6.6	14	68	4.0	...	7
22...	*175	60	20	19	1	40	22	18	21	10000	5.5	35	55	3.8	...	6
23...	77	35	9	5	4	20	14	6	...	6	12	9000	5.8	19	55	3.1	...	3
24...	135	41	8	7	1	28	21	7	...	5	25	7000	5.4	13	47	3.5	...	5
25...	69	27	17	11	6	10	7	3	13	6500	5.5	13	46	3.8	...	3
26...	54	21	20	18	2	1	9	8000	6.3	11	65	3.1	...	2
27...	78	28	24	19	5	4	4	13	8500	5.2	12	61	3.3	...	2
28...	113	32	18	17	1	12	10	2	...	2	21	8000	6.5	10	59	4.6	2	1
29...	4	1
30...	66	23	9	9	...	11	8	3	...	3	10	11500	6.2	12	49	4.1	...	2
31...	48	20	12	6	6	4	2	2	...	4	10	8000	6.6	10	48	2.7	...	1
32...	85	29	6	6	...	14	12	2	...	9	14	9500	6.0	14	59	3.8	...	4
33...	105	40	11	11	...	28	15	13	...	1	21	9000	5.5	17	48	3.9	...	3
34...	97	32	1	1	...	29	22	7	...	2	11	7500	4.7	19	59	4.1	...	6
35...	*135	38	3	2	1	19	12	7	...	16	13	7000	5.8	24	55	3.9	...	8
36...	*122	38	6	3	3	32	25	7	...	7	5.1	26	58	3.4	...	10
38...	81	30	2	2	...	28	18	10	13	7500	5.6	14	55	2.7	...	6
43...	136	80	56	6	48	24	8	16	4	70	50	2.5	...	4
44...	83	34	3	3	...	30	14	16	...	1	11	12000	6.5	19	45	2.7	...	8
45...	90	32	3	3	...	27	19	8	...	2	13	8000	6.1	17	42	4.2	...	2
46...	125	36	3	3	...	25	20	5	...	8	12	6500	5.8	23	51	4.6	...	5
47...	86	29	21	12	9	4	3	1	...	4	9	12000	6.4	20	56	4.3	...	5
48...	87	26	12	9	3	8	6	2	...	6	13	7500	5.8	13	54	3.7	...	2
49...	23	6	3	3	...	1	1	2	5	10000	5.8	1	1	8
50...	153	50	15	10	5	21	17	4	...	14	19	8000	5.6	30	57	3.9
51...	145	51	20	20	...	10	10	21	19	7000	5.8	29	52	3.6	...	8
52...	51	23	9	6	3	9	8	1	...	5	6	...	5.0	16	60	3.3	...	3
53...	50	17	13	7	7	1	1	3	6	6500	4.7	11	47	4.1	...	2
54...	69	31	30	27	3	1	1	11	10000	5.5	20	63	4.0	...	1
55...	41	13	8	7	1	5	5	6	8000	5.8	6	...	5.2	...	1
56...	84	33	31	28	3	...	2	16	6000	5.6	16	56	3.8
57...	96	29	9	6	3	...	20	9	7500	7.2	18	28	4.1	...	6
58...	5	1
62...	70	40	35	5	30	...	5	2	6	42	4.2	...	1
63...	12	6	1	1	5	25	34	3.0	...	1
64...	44	25	4	4	21	5	4.6	
65...	10	5	...	4	...	1	1	8	...	1.9	...	2
66...	*23	8	...	1	6	1	1	29	50	2.2
67...	45	32	32	7	25	2	46	52	2.7	2	10
68...	*163	67	18	12	6	22	14	8	...	27	19	7500	5.1	46	52	2.7	2	...
69...	118	33	4	4	...	26	19	7	...	3	6	6000	6.7	25	55	4.1	...	7
70...	34	16	7	2	5	...	9	2	12	38	2.6	...	2
24.....	*2157	973	481	361	120	288	128	158	2	204	162	9500	5.8	734	54	2.6	108	110
2...	24	12	1	1	11	4	7	35	3.7	10	1
3...	11	4
4...	12	8	8	4	1	5	...
5...	54	15	7	6	1	...	8	10	7500	5.7	3	12	4
6...	44	10	2	2	...	7	6	1	...	1	8	9000	6.5	2	1	2
7...	26	8	4	4	4	5	...	5.6	3	1	1
8...	**122	20	14	3	11	6	3	2	1	19	47	1.5	...	5
9...	*91	40	27	16	11	10	2	8	...	3	11	11000	4.9	27	45	2.3	...	2
10...	12	11	11	11	10	48	1.2
11...	**45	13	8	8	...	5	5	3	10	52	4.6	...	1
12...	*163	63	43	35	8	18	8	10	...	2	11	9000	6.5	45	64	3.6	...	12
13...	130	50	15	8	7	16	14	2	...	19	12	8000	5.9	31	47	3.3	8	3
14...	46	11	8	8	...	2	2	1	7	8500	6.1	4	...	5	...	2
15...	45	14	14	2	9	42	5.0	11	...

Table 2.—CHARACTERISTICS OF HOUSING UNITS, BY BLOCKS: 1960—Con.

[“Total population” contains no persons in group quarters unless preceded by asterisk; one asterisk (*) denotes less than 10 percent; two asterisks (**), 10 percent or more]

Blocks within census tracts	Total population	All housing units by condition and plumbing									Occupied housing units								
		Total	Sound			Deteriorating			Dilapidated	Owner occupied			Renter occupied			Occupied by non-white	1.01 or more persons per room		
			Total	With all plumbing facilities	Lacking some or all facilities	Total	With all plumbing facilities	Lacking some or all facilities		Total	Average value (dollars)	Average number of rooms	Total	Average contract (dollars)	Average number of rooms				
								With flush toilet										No flush toilet	
18...	4	1	
19...	**42	9	2	2	...	7	4	...	4	7	...	2	
20...	22	7	5	5	...	2	2	2	...	5	52	4.6	...	1	1	1	
21...	26	10	4	3	1	6	2	4	...	6	9000	5.0	4	...	2	2	
22...	19	5	4	3	1	...	2	3	1	1	
23...	49	24	15	15	...	9	10	8500	6.4	10	60	5.2	2	1	1	
26...	56	18	1	1	...	14	9	5	...	4	13	50	3.4	...	6	6	
27...	**65	19	15	8	7	4	4	7	7500	5.7	11	51	3.4	2	3	3	
28...	*97	40	22	10	12	14	5	9	...	4	10500	6.5	27	48	2.3	1	5	5	
31...	*149	60	48	40	8	3	...	3	...	9	...	6.8	50	56	2.9	2	...	6	
32...	114	75	28	23	5	24	7	16	1	23	4	...	57	46	2.1	6	7	3	
33...	50	27	26	18	8	1	1	2	22	55	2.7	3	
36...	181	86	16	8	8	63	12	51	...	7	11000	6.3	70	41	2.4	1	13	8	
38...	106	84	12	5	7	33	5	28	...	39	1	...	73	40	2.1	...	6	6	
39...	88	70	54	47	7	8	...	8	...	2	67	62	1.8	3	2	2	
40...	26	20	20	9	11	20	82	1.6	
42...	106	84	84	84	84	81	2.1	...	3	3	
43...	6	4	
44...	125	50	17	8	9	16	8	8	...	17	8000	5.0	38	49	2.9	12	8	8	
45...	1	1	
25.....	*4157	1755	894	599	295	655	330	324	1	206	459	7500	5.7	1164	52	2.9	671	185	
1...	323	158	97	65	32	50	23	27	...	11	17	9500	5.2	120	63	2.9	8	23	
2...	122	37	25	19	6	10	5	5	...	2	12	7000	5.8	25	52	3.7	6	8	
3...	*456	195	37	25	12	139	63	76	...	19	32	8000	5.6	144	56	2.9	91	21	
4...	7	4	
5...	*183	80	61	33	28	12	9	3	...	7	25	7500	5.9	48	52	2.8	61	7	
6...	58	33	24	15	9	7	3	4	...	2	10	8000	5.9	18	56	3.6	23	2	
7...	**86	26	11	11	...	9	9	6	16	6500	5.9	8	62	3.3	23	3	
8...	41	14	4	4	...	8	5	3	...	2	12	6000	5.4	2	9	2	
9...	48	17	17	10	7	8	8000	5.4	8	55	4.5	15	3	
10...	80	29	24	22	2	5	4	...	1	...	13	11500	6.4	14	58	4.1	20	1	
11...	68	18	14	11	3	4	4	11	7500	5.3	6	53	5.2	12	4	4	
13...	24	9	9	8	8000	5.9	1	7	...		
14...	49	21	21	14	7	11	8000	5.3	10	54	3.9	19	1	1	
15...	80	27	25	22	3	2	2	14	7500	5.9	12	49	3.4	26	2	2	
16...	134	46	15	14	1	14	10	4	...	17	24	6500	6.0	20	50	3.8	44	8	
17...	161	46	25	25	...	16	15	1	...	5	35	6500	5.8	11	49	4.4	45	5	
18...	108	37	25	22	3	12	7	5	23	7500	6.6	12	43	3.3	34	2	
19...	120	33	14	10	4	19	8	11	12	7500	6.3	21	54	3.1	11	9	
20...	65	30	28	7	21	1	1	1	10	...	17	40	1.9	22	2	2	
21...	54	26	3	3	...	14	4	10	...	9	5	6500	5.6	19	49	2.5	24	4	
22...	44	13	6	5	1	7	2	5	...	8	5500	5.9	5	55	1.4	13	3	3	
23...	24	9	3	3	...	6	3	3	...	4	5	36	4.2	9	
24...	53	16	13	12	1	3	5	1	13	7000	5.6	3	...	16	
25...	50	13	8	8	...	5	2	7	7000	6.4	5	49	3.0	7	3	3	
30...	25	11	11	1	10	...	3	8	36	2.8	6	1	1	
31...	**297	105	68	50	18	36	23	13	...	1	18	6500	5.5	82	56	3.0	3	9	9
32...	**83	47	43	8	35	2	2	1	...	10	9000	5.1	26	47	2.3	1	5	5	
33...	111	61	21	15	6	26	23	3	...	14	4	...	51	53	2.8	...	6	6	
34...	*145	78	27	27	...	9	1	8	...	42	12	9500	4.8	62	46	2.3	...	3	3
35...	76	43	32	16	16	11	1	10	2	...	39	51	2.7	10	2	2	
36...	120	51	4	4	...	47	28	19	...	13	5500	5.5	32	47	3.0	19	6	6	
37...	**57	11	11	4	7	...	6	7000	6.5	5	45	5.4	11	4	4	
38...	24	13	9	9	...	4	2	2	...	8	9500	5.4	4	12	
39...	27	8	6	5	1	2	4	4	7	2	2	
42...	8	3	
43...	3	2	
44...	**30	11	11	5	6	...	2	9	47	3.8	9	
45...	63	20	4	4	...	16	9	7	...	8	5000	5.4	12	38	4.0	20	2	2	
46...	**186	88	68	40	28	15	11	4	...	5	15	8000	4.7	67	49	2.6	13	8	8
47...	120	75	46	24	22	12	4	8	...	17	14	9500	5.9	54	52	2.5	2	4	4
48...	73	55	1	1	...	27	12	15	...	27	47	40	2.1	...	5	5	
49...	**80	31	6	5	1	7	1	6	...	18	2	...	29	44	2.8	2	2	2	
50...	131	72	26	3	23	46	14	32	...	3	63	48	2.3	...	10	10	
51...	60	33	18	15	3	15	1	14	...	1	32	48	2.3	6	3	3	
26.....	*2584	1033	542	379	163	394	270	124	...	97	344	8500	5.9	626	56	3.0	448	106	
3...	251	84	26	20	6	23	18	5	...	35	46	8500	5.8	36	53	2.9	61	14	14
4...	277	116	51	40	11	46	37	9	...	19	42	11000	5.9	61	70	3.1	38	13	13
5...	191	83	40	36	4	43	25	18	33	10500	6.3	42	62	3.0	1	7	7
6...	**89	29	11	7	4	18	11	7	...	9	11000	5.7	19	62	2.9	...	1	1	1
7...	80	20	6	6	...	12	8	4	...	2	12	8500	6.4	7	50	4.4	19	4	4
12...	77	17	13	10	3	...	4	12	5500	5.7	5	54	4.6	17	2	2
13...	69	22	1	1	...	19	19	2	19	6000	6.3	2	21	2	2
14...	127	42	15	9	6	25	20	5	...	2	19	7500	6.7	21	52	3.1	40	3	3
15...	114	45	40	26	14	4	1	20	9500	6.2	23	55	3.0	42	4	4
16...	45	20	17	17	...	3	1	2	5	10500	6.8	13	66	3.1	18	3	3
17...	30	10	4	4	6	4	6	69	2.7	4
18...	84	35	32	19	13	3	1	2	...	5	...	6.4	30	61	2.7	14	3	3	3
19...	16	13	8	8	...	5	5	1	12	54	3.2
20...	87	35	13	8	5	20	18	2	...	2	11	9000	6.4	21	61	3.8	3	1	1
21...	21	10	9	9	1	9	57	3.6
22...	33	17	2	2	...	13	13	2	2	...	13	60	3.5
23...	42	13	12	12	...	1	1	7	7000	5.7	5	65	3.8
24...	23	12	12	11	1	8	6000	5.4	4	4
25...	27	12	11	11	...	1	1	3	8	65	3.4

City Block Characteristics

Table 2.—CHARACTERISTICS OF HOUSING UNITS, BY BLOCKS: 1960—Con.

["Total population" contains no persons in group quarters unless preceded by asterisk; one asterisk (*) denotes less than 10 percent; two asterisks (**). 10 percent or more]

Blocks within census tracts	Total population	All housing units by condition and plumbing									Occupied housing units							
		Total	Sound			Deteriorating			Dilapidated	Owner occupied			Renter occupied			Occupied by non-white	1.01 or more persons per room	
			Total	With all plumbing facilities	Lacking some or all facilities	Total	With all plumbing facilities	Lacking some or all facilities		Total	Average value (dollars)	Average number of rooms	Total	Average contract rent (dollars)	Average number of rooms			
26...	28	14	14	5	9	4	9	51	2.8
28...	100	62	49	39	10	13	4	9	7	...	4.6	53	63	3.0	1	1
29...	150	71	63	41	22	8	3	5	10	...	6.7	56	57	3.3	13	8
30...	142	73	62	28	34	11	8	3	14	6000	4.8	51	45	2.7	30	9
31...	135	68	31	20	11	28	11	17	9	...	5.6	57	51	2.6	38	7
32...	*124	41	4	1	3	33	15	18	4	7000	5.1	29	42	2.3	29	9
33...	70	17	8	5	3	7	5	2	14	8500	6.1	3	15	2
34...	33	13	8	7	1	6	9500	5.3	6	51	4.0	12	...
35...	73	20	2	1	1	15	10	5	8	6500	5.5	9	56	4.0	15	5
36...	37	14	2	2	...	8	2	6	3	11	35	3.4	13	2
37...	9	5	5	4	1	5	38	1.8	...	1
27.....	*5093	2225	1693	1404	289	502	406	94	2	30	694	9500	5.5	1402	65	3.0	205	148
1...	*257	105	69	57	12	36	28	8	27	12500	5.9	72	64	3.2	...	6
2...	229	107	51	42	9	56	39	17	18	11000	6.1	81	62	2.9	...	9
3...	*137	56	23	20	3	32	23	9	14	11500	5.9	40	65	3.9	...	1
4...	185	89	21	20	1	67	55	12	25	11000	5.4	61	64	3.2	...	1
5...	148	81	71	56	15	10	6	4	20	...	4.8	59	53	2.9	1	4
6...	246	140	116	83	33	24	11	13	21	...	4.4	114	59	2.8	3	6
7...	211	119	96	70	26	22	22	25	...	4.3	86	61	2.8	...	7
8...	**159	48	38	27	11	10	6	4	19	10000	6.7	29	60	3.3	...	4
9...	*113	44	...	27	14	3	3	17	11000	6.5	24	57	2.5	...	3
10...	101	64	56	43	13	8	6	2	6	...	5.3	52	66	2.9	1	2
11...	28	17	17	9	8	6	...	5.2	11	54	2.2	1	...
13...	**87	40	40	23	17	10	7500	5.9	30	63	3.0	1	2
15...	**124	53	42	38	4	11	11	15	11000	6.5	32	67	2.8	1	...
16...	185	90	50	42	8	40	32	8	12	13500	5.5	68	61	3.0	...	4
17...	*154	65	42	38	4	23	21	2	11	11500	6.2	48	86	3.2	...	2
20...	41	7	7	7	1	...	7	5	71	4.6	5	3
21...	86	57	49	44	5	8	6	2	12	...	4.8	41	62	2.7	4	2
22...	102	45	40	36	4	5	5	7	...	5.9	38	69	3.4	...	3
23...	84	39	39	34	5	16	10500	5.1	23	82	3.9
24...	33	16	13	13	...	3	3	7	8000	6.0	7	72	3.3
25...	194	64	53	53	...	11	11	34	8500	5.2	27	72	3.3	13	11
26...	138	43	26	26	...	16	16	21	9000	5.9	19	76	4.4	11	2
27...	91	30	24	18	6	6	6	11	10000	5.4	18	53	3.3	17	5
28...	119	36	10	10	...	13	12	22	6000	5.2	12	50	3.8	25	5
29...	44	11	9	8	1	9	5000	5.4	1	8	3
30...	85	24	4	4	...	17	17	15	5500	4.9	9	56	4.0	1	3
31...	13	4
32...	17	2
34...	42	13	10	10	...	3	3	9	6500	4.7	4	8	2
35...	37	13	10	10	...	3	3	10	8000	5.0	3	4	1
36...	60	18	12	11	1	6	5	1	14	7500	4.9	4	12	3
37...	41	20	19	19	...	1	18	11000	5.2	1	10	...
38...	74	23	23	21	2	21	9500	4.9	2	18	...
39...	75	27	25	25	...	2	2	23	9500	5.0	4	10	...
40...	56	23	22	21	1	1	17	7500	4.9	4	2	3
41...	80	23	16	16	...	4	4	14	7500	5.8	9	77	5.0	4	2
42...	89	32	29	24	5	3	3	22	10500	5.4	8	46	2.5	11	3
43...	110	29	21	21	...	8	5	3	24	10000	5.5	5	55	3.6	18	8
44...	93	25	22	22	...	3	3	19	11000	5.8	5	68	5.4	12	2
45...	176	65	64	60	4	1	1	32	10500	5.8	28	81	3.6	3	1
46...	21	8	5	5	...	3	2	1	6	8000	7.0	1
47...	60	26	19	19	...	7	6	1	9	8000	4.9	15	90	3.5
48...	89	41	32	30	2	9	5	4	8	11500	6.1	26	69	3.2	...	4
50...	11	9	4	4	3	3
52...	144	53	47	47	...	6	6	34	11000	6.0	17	73	4.8	1	3
53...	286	181	180	176	4	1	1	6	...	4.7	168	79	2.7	...	6
54...	138	100	100	28	72	87	45	1.9	...	19
28.....	*4933	2030	1897	1869	28	133	124	9	875	14000	6.1	1090	92	3.6	1	45
1...	**143	60	50	49	1	10	8	2	14	15000	5.6	45	75	3.6	...	3
2...	49	24	20	18	2	4	4	5	...	4.8	18	72	3.4	...	1
3...	293	126	124	120	4	2	2	37	14000	5.9	85	90	3.3	...	9
4...	144	65	43	43	...	22	22	12	15000	7.2	52	92	3.7
5...	**149	56	29	29	...	27	25	2	15	16000	6.4	38	76	3.1	...	1
6...	120	51	47	46	1	4	4	11	12000	6.5	38	78	3.4	...	2
7...	120	67	67	67	15	16500	6.7	52	76	3.3	...	1
8...	**132	33	33	33	22	16000	6.8	11	84	3.3	...	1
9...	80	28	27	27	...	1	1	21	15000	5.9	7	98	5.1
10...	59	20	20	20	16	18500	7.1	3
11...	132	54	54	54	16	12000	5.6	34	73	3.6	...	3
12...	79	33	33	33	19	14500	6.8	13	68	3.5
13...	*106	37	37	37	24	14500	6.8	13	111	3.5
14...	**86	36	36	36	11	16500	6.0	19	97	5.1
15...	82	30	28	28	...	2	2	16	12500	6.3	13	100	3.9
16...	87	32	32	32	25	14500	6.0	7	124	5.6
17...	86	26	19	19	...	7	7	21	14000	6.4	3
18...	66	25	25	25	21	13000	6.7	2
19...	83	28	28	28	21	12500	5.8	7	89	5.9
20...	81	35	31	27	4	4	4	27	10500	4.9	6	81	4.3	...	3
21...	71	23	20	20	...	3	3	18	11500	5.6	4
22...	55	23	19	19	...	4	4	16	12000	5.2	6	104	4.7
23...	72	21	20	19	1	1	1	18	12500	5.6	3	2
24...	82	26	16	14	2	10	10	20	11000	5.5	5	...	4.8	...	1

Table 2.—CHARACTERISTICS OF HOUSING UNITS, BY BLOCKS, 1960—Con.

["Total population" contains no persons in group quarters unless preceded by asterisk; one asterisk (*) denotes less than 10 percent; two asterisks (**), 10 percent or more]

Blocks within census tracts	Total population	All housing units by condition and plumbing									Occupied housing units							
		Total	Sound			Deteriorating			Dilapidated	Owner occupied			Renter occupied			Occupied by non-white	1.01 or more persons per room	
			Total	With all plumbing facilities	Lacking some or all facilities	Total	With all plumbing facilities	Lacking some or all facilities		Total	Average value (dollars)	Average number of rooms	Total	Average contract rent (dollars)	Average number of rooms			
							With flush toilet	No flush toilet										
25...	168	54	53	53	...	1	1	45	14500	6.1	9	115	5.2	...	3
26...	136	46	46	46	40	13500	6.0	6	82	5.3	...	1
27...	210	76	71	71	...	5	5	58	12500	5.8	15	75	3.7	...	1
28...	**92	30	30	30	6	...	5.2	23	84	3.8	...	1
29...	80	24	24	22	2	22	13500	6.2	2	1
30...	68	23	23	23	20	13000	5.8	3	1
31...	81	28	27	27	...	1	1	23	12000	6.0	4	1	...
32...	66	24	23	23	...	1	1	21	14500	6.4	3
33...	*75	24	24	22	2	18	12500	6.4	5	70	3.4
34...	97	32	32	32	20	13000	6.5	12	86	3.9	...	1
35...	89	27	27	27	20	13000	6.0	6	88	5.0
36...	57	20	20	20	15	15000	7.1	4
37...	80	35	34	31	3	1	1	11	17000	5.1	23	118	4.1	...	1
38...	116	57	56	56	...	1	1	21	14500	6.2	34	95	3.9	...	1
39...	*128	44	44	44	27	13000	6.6	13	82	3.7	...	2
40...	33	8	8	8	5	13500	7.2	3
41...	53	40	40	38	2	2	35	74	2.4
42...	97	43	41	41	...	2	2	21	17000	6.3	19	87	3.7	...	2
43...	64	24	23	23	...	1	1	14	13000	5.9	10	89	4.0
44...	181	129	129	129	6	...	3.5	120	93	3.1
45...	150	80	63	62	1	17	12	5	5	...	6.6	73	110	4.1	...	1
46...	*355	203	201	198	3	2	2	14	22000	6.2	184	107	3.2	...	2
29.....	*4705	1698	1493	1482	11	181	177	4	...	24	1122	14000	6.1	530	90	4.2	1	47
1...	47	21	16	16	...	4	4	15	12500	6.8	5	...	4.2
2...	80	25	19	19	...	6	6	15	15000	7.7	10	102	3.8
3...	**117	43	35	35	...	7	7	22	13000	6.5	19	96	4.1	...	1
4...	265	108	87	87	...	17	16	1	...	4	72	15000	6.1	34	72	4.0	...	3
5...	109	39	36	36	...	2	2	30	15000	6.0	9	96	4.3
6...	271	91	62	62	...	26	26	3	72	14500	6.3	16	100	4.5	1	...
7...	60	23	18	18	...	4	4	11	15500	6.3	11	85	5.2
8...	**117	28	12	12	...	14	14	2	15	15500	6.4	11	95	4.1
9...	108	37	23	23	...	6	6	8	29	12500	6.0	6	90	4.0	...	3
10...	69	26	26	23	3	17	18000	6.4	9	84	4.7	...	1
11...	144	51	48	48	...	3	3	45	16000	6.1	6	104	4.8
12...	35	14	12	12	...	2	2	13	13000	5.7	1	1
13...	39	13	12	12	...	1	1	11	16500	6.9	2
14...	41	12	10	10	...	2	2	9	14000	6.6	2	1
15...	226	86	79	77	2	7	5	2	51	13000	5.6	29	88	3.7	...	5
16...	79	23	19	19	...	4	4	19	13000	5.9	4	1
17...	44	19	16	16	...	3	3	14	13500	5.9	5	100	5.4
18...	57	18	14	14	...	4	4	14	15000	6.0	4
19...	74	26	24	24	...	2	2	23	14500	5.9	3
20...	65	24	19	19	...	5	4	1	19	12500	5.5	4
21...	107	40	37	37	...	3	3	31	13500	5.2	8	90	4.8	...	2
22...	43	17	15	15	...	2	2	16	13500	5.6	1
23...	48	18	18	18	16	12500	5.6	2
24...	44	18	16	16	...	2	2	15	14000	5.5	3
25...	13	5	4	4	...	1	1	4	1
26...	36	12	10	10	...	2	2	9	11500	5.4	2	1
27...	56	19	18	18	...	1	1	16	11000	5.3	3
28...	57	17	14	14	...	3	3	15	12500	5.9	2	1
29...	51	17	17	17	14	15000	5.9	3
30...	94	31	25	25	...	5	5	1	28	11500	5.4	3
31...	59	26	26	26	16	11500	4.9	8	93	4.4	...	1
32...	98	26	26	26	22	13000	6.4	4	1
33...	183	52	50	50	...	2	2	47	13000	6.3	4	4
34...	186	56	50	48	2	6	6	49	12000	6.1	6	91	5.2	...	4
35...	147	51	50	50	...	1	1	36	11500	5.9	13	80	5.0	...	2
36...	69	25	18	18	...	7	7	20	12000	5.8	3
37...	81	28	23	23	...	4	4	1	24	12500	5.6	4
38...	77	30	23	23	...	7	7	25	13000	5.5	5	64	5.4
39...	90	27	26	26	...	1	1	21	15500	6.9	5	...	6.4	...	1
40...	103	28	28	28	23	14000	6.6	4	3
41...	77	28	24	24	...	4	4	20	11500	5.5	7	86	4.1	...	4
42...	83	29	29	29	22	14000	6.3	7	78	3.4
43...	60	22	17	17	...	5	5	11	11500	6.0	11	89	4.8
44...	122	57	57	57	18	13000	6.1	39	77	2.7	...	2
45...	52	22	21	21	...	1	1	14	11000	5.1	8	85	4.4
46...	104	40	35	35	...	5	5	15	12000	6.4	23	81	4.6
47...	*103	39	39	37	2	11	15000	7.9	26	115	4.0
48...	55	17	17	17	11	23000	8.2	6	93	3.8
49...	26	11	11	11	7	23000	9.1	4
50...	8	3
51...	82	38	38	38	8	16500	7.3	29	95	3.8	...	1
52...	**67	33	32	32	1	8	25000	7.0	25	96	4.4
53...	116	54	54	54	9	27000	7.3	42	95	4.2	...	2
54...	61	35	35	33	2	4	27	85	3.6	...	2
30.....	*7271	2457	2436	2427	9	21	20	1	1881	23000	6.8	518	101	4.2	2	31
1...	217	76	75	73	2	1	1	43	20000	7.4	32	86	3.4
2...	137	47	47	45	2	40	17500	7.2	6	79	5.3
3...	152	64	64	64	48	16000	6.1	15	91	4.0
4...	151	56	56	56	48	17500	6.5	5	91	4.6	...	2
5...	143	89	86	86	...	3	3	15	22000	6.3	73	73	2.3	...	2
6...	18	7	7	7	6	25000	7.2	1

City Block Characteristics

Table 2.—CHARACTERISTICS OF HOUSING UNITS, BY BLOCKS: 1960—Con.

["Total population" contains no persons in group quarters unless preceded by asterisk; one asterisk (*) denotes less than 10 percent; two asterisks (**), 10 percent or more]

Blocks within census tracts	Total population	All housing units by condition and plumbing									Occupied housing units						
		Total	Sound			Deteriorating			Dilapidated	Owner occupied			Renter occupied			Occupied by non-white	1.01 or more persons per room
			Total	With all plumbing facilities	Lacking some or all facilities	Total	With all plumbing facilities	Lacking some or all facilities		Total	Average value (dollars)	Average number of rooms	Total	Average contract rent (dollars)	Average number of rooms		
7...	43	12	12	12	12	27000	6.9
8...	2	1
9...	64	22	22	22	21	13000	5.1	1
10...	47	19	19	18	1	16	15000	5.3	2
11...	108	32	31	31	...	1	1	26	18000	5.5	5	109	5.4
12...	171	57	56	56	...	1	1	50	15500	5.4	6	91	4.7	...	4
13...	124	39	39	39	38	14500	5.5	1	1
14...	80	18	18	18	17	20000	5.9	1	3
15...	43	14	14	14	14	22000	5.5
16...	51	13	13	13	13	19000	6.1
17...	70	19	19	19	17	14500	4.9	1	1
18...	80	20	20	20	19	18000	5.6	1	2
19...	31	11	10	10	...	1	...	1	...	11	17500	5.6
20...	96	30	30	30	25	19500	5.8	2
21...	27	10	10	10	10	26000	6.6
22...	62	21	20	20	...	1	1	20	36000	7.2	1	1	1
23...	62	14	14	14	14	33000	7.1
24...	45	13	13	13	13	24000	6.5
25...	144	35	35	35	24	20000	5.8	10	112	5.4	...	4
26...	5	1
27...	63	21	19	19	...	2	2	9	18000	4.8	11	107	4.9
28...	120	37	37	37	31	17000	6.7	6	98	4.7
29...	140	42	42	42	37	22000	7.4	3	1
30...	61	27	27	27	21	18000	6.3	6	112	4.2	...	1
32...	43	16	16	16	14	24000	6.9	2
33...	76	24	24	24	23	15000	6.1	1
34...	71	21	21	21	20	18000	6.7	1
35...	63	25	25	25	16	26000	6.9	7	161	5.7
37...	117	35	35	35	25	16000	6.6	10	125	7.2
38...	137	33	33	33	27	26000	9.2	5	85	4.6
39...	63	18	18	18	14	20000	8.5	4
40...	86	23	20	20	...	3	3	18	16500	7.3	4
41...	88	32	31	31	...	1	1	22	17000	6.4	9	96	5.3
42...	85	29	26	26	...	3	3	25	26000	7.5	2
43...	43	12	12	12	12	34000	7.9
44...	9	4
45...	27	12	12	12	11	38000	7.4	1
46...	24	10	10	10	10	38000	8.5
47...	47	15	15	15	14	33000	7.3	1
48...	66	17	17	17	17	34000	7.5
49...	89	25	25	25	23	32000	7.1	2
50...	85	29	29	29	28	32000	6.8	1
51...	52	20	20	20	20	28000	6.0
52...	78	29	29	29	26	20000	5.5	1
53...	146	44	44	44	40	22000	5.9	3	1
54...	53	23	23	23	23	24000	5.2
55...	35	13	13	13	13	25000	5.6
56...	52	19	19	19	19	25000	5.6
57...	41	14	14	14	14	26000	5.6
58...	90	32	32	32	31	33000	7.2
59...	69	19	19	19	19	29000	7.7
60...	143	44	44	44	43	30000	7.0
61...	43	10	10	10	10	37000	8.7
62...	26	8	8	8	7	40000	9.7
63...	33	10	10	10	10	38000	8.3
64...	33	12	12	12	10	37000	7.0	2	1
65...	47	20	20	20	18	20000	6.6	2
66...	72	28	28	28	17	21000	6.6	11	76	3.8	...	1
67...	80	25	23	22	1	2	2	20	18500	7.4	5	95	5.6
68...	90	26	26	26	22	13500	6.3	4	1
69...	74	19	19	19	17	25000	8.2	2
70...	79	22	22	22	19	20000	8.1	3
71...	**96	24	24	23	1	19	24000	8.8	5	...	3.2
72...	75	22	22	22	15	19500	7.0	7	128	4.6
73...	60	17	17	17	14	24000	7.9	3
74...	48	19	19	19	16	19500	6.4	3
75...	56	39	39	37	2	12	18000	5.7	23	91	3.4
76...	21	7	7	7	6	33000	8.0
77...	141	40	39	39	...	1	1	36	36000	9.0	3	1	...
78...	15	5	5	5	4
79...	19	7	7	7	6	36000	8.8	1
80...	7	5	5	5	5	154	5.0
81...	193	79	79	79	40	21000	6.9	37	115	4.5
82...	12	3
83...	18	5	5	5	5	37000	10.2
84...	154	46	46	46	44	26000	7.0	2
85...	77	22	22	22	21	21000	6.9	1	1
86...	19	6	6	6	6	30000	9.0
87...	75	23	23	23	21	23000	7.0	1
88...	61	20	20	20	17	24000	6.9	3
89...	31	10	10	10	10	22000	6.5
90...	34	10	10	10	10	23000	7.0
91...	89	29	29	29	23	23000	6.3	5	...	4.4	...	1
92...	32	9	9	9	8	29000	6.4	1
97...	23	12	12	12	9	20000	5.3	2
98...	14	6	6	6	5	...	6.6	1
99...	103	39	39	39	29	19500	6.1	9	103	4.2	...	1

Table 2.—CHARACTERISTICS OF HOUSING UNITS, BY BLOCKS: 1960—Con.

["Total population" contains no persons in group quarters unless preceded by asterisk: one asterisk (*) denotes less than 10 percent; two asterisks (**), 10 percent or more]

Blocks within census tracts	Total population	All housing units by condition and plumbing								Occupied housing units								
		Sound				Deteriorating				Owner occupied			Renter occupied			Occupied by non-white	1.01 or more persons per room	
		Total	With all plumbing facilities	Lacking some or all facilities	Dilapidated	Total	With all plumbing facilities	Lacking some or all facilities	Total	Average value (dollars)	Average number of rooms	Total	Average contract (dollars)	Average number of rooms				
						With flush toilet	No flush toilet											
100...	176	56	56	56	46	22000	7.3	9	112	5.0	
101...	242	113	113	113	33	22000	7.5	76	97	3.5	
102...	48	15	15	15	...	1	1	10	24000	8.2	2	106	4.5	
103...	*60	15	15	15	12	24000	8.2	2	151	5.4	
104...	84	29	29	29	16	26000	8.5	11	151	5.4	...	1	
105...	76	40	40	40	5	...	7.4	29	123	4.3	...	1	
31.....	*1963	639	624	624	...	15	15	474	26000	7.1	150	112	3.2	1	11	
1....	*532	218	217	217	...	1	1	104	34000	7.9	111	110	2.6	1	8	
2....	69	21	21	21	...	1	1	18	23000	6.8	2	
3....	231	72	70	70	...	2	2	69	24000	6.9	2	
4....	202	60	57	57	...	3	3	53	24000	7.0	6	100	5.0	
7....	129	37	34	34	...	3	3	31	22000	6.9	5	154	5.8	...	1	
8....	16	4	
10....	79	21	21	21	19	30000	8.5	1	
11....	92	24	24	24	21	34000	8.7	3	
12....	171	45	44	44	...	1	1	43	28000	7.1	2	
13....	62	20	20	20	20	35000	7.1	
14....	179	49	46	46	...	3	3	40	16000	6.2	8	110	4.9	
15....	201	68	66	66	...	2	2	52	13000	5.2	11	97	4.6	...	2	
32.....	*2552	921	911	903	8	10	9	...	1	548	26000	7.2	316	158	3.9	1	7	
1....	119	51	50	49	1	1	1	21	19000	6.6	28	89	2.8	...	2	
2....	7	4	
3....	80	46	46	46	6	...	5.2	36	81	3.0	...	2	
4....	58	26	25	21	4	1	1	11	17000	8.0	14	76	4.3	...	1	
5....	72	23	23	22	1	12	20000	6.3	10	94	4.4	
6....	23	8	8	8	2	6	108	4.3	
7....	62	24	24	24	19	16500	6.4	4	
8....	*8	1	
9....	49	15	15	15	12	22000	9.7	1	
10....	64	27	27	27	13	25000	8.3	13	85	3.2	
12....	**417	195	195	195	...	2	2	42	21000	6.5	127	243	4.2	
13....	156	45	43	43	...	2	2	39	29000	8.1	3	
14....	107	52	50	50	...	2	2	15	24000	7.7	34	128	4.5	
15....	**92	26	26	26	12	33000	9.3	13	125	3.0	
16....	5	1	
17....	7	2	
18....	24	7	7	7	7	29000	7.6	
19....	61	19	19	19	15	27000	7.7	3	
20....	30	6	6	6	6	28000	7.7	
21....	2	1	
22....	44	11	11	11	10	37000	8.9	1	1	...	
23....	46	15	15	15	14	27000	7.6	
24....	36	14	14	14	12	28000	6.6	1	
25....	5	3	
26....	51	16	16	16	15	26000	7.0	1	
27....	39	10	10	10	10	34000	8.1	
28....	27	6	6	6	6	30000	7.3	
29....	12	4	
30....	48	13	13	13	13	32000	7.6	
31....	278	86	85	84	1	1	1	79	21000	6.5	5	92	4.4	
33....	45	14	14	14	14	39000	8.1	
35....	**131	36	35	34	1	1	1	28	25000	7.8	7	102	5.3	
36....	14	4	
37....	22	7	7	7	7	40000	8.4	
38....	229	79	79	79	69	28000	6.4	6	78	3.5	...	1	
39....	82	24	24	24	24	33000	6.3	1	
33.....	**3882	1836	1163	890	273	547	268	278	1	126	184	9500	5.5	1448	62	2.8	104	123
1....	**108	7	5	2	3	1	1	2	3	
3....	17	12	3	3	...	7	2	5	...	2	8	44	4.4	4	...	
4....	59	29	4	4	...	18	4	14	...	7	8	6000	6.5	15	38	2.5	23	1
5....	37	13	2	1	1	2	1	1	...	9	5	5500	5.6	7	40	4.7	10	2
6....	**201	87	47	23	24	40	21	18	1	...	11	8500	6.1	72	44	2.5	28	10
7....	**110	26	20	11	9	6	4	2	...	5	...	5.4	15	63	2.8	...	1	
8....	**133	48	43	43	...	1	1	31	77	4.2	...	7	
9....	132	65	30	23	7	32	19	13	...	3	6	...	5.2	47	58	3.1	...	8
10....	159	93	38	38	...	55	11	44	10	8500	5.1	76	65	3.2	...	6
11....	261	170	116	96	20	54	33	21	9	...	4.1	136	63	2.7	...	8
12....	*170	93	75	65	10	17	6	11	...	1	14	9500	4.6	67	62	2.6	...	2
13....	*147	86	73	52	21	13	12	1	7	9500	5.3	67	60	2.7	...	8
14....	155	58	26	19	7	26	15	11	...	6	16	7000	5.4	42	61	2.8	1	7
15....	*212	83	47	38	9	30	23	7	...	6	13	8000	4.3	67	76	3.1	...	9
16....	216	98	50	37	13	48	33	15	8	...	5.4	87	84	3.4	1	5
17....	*150	87	62	37	5	23	9	14	...	22	9	...	5.0	69	61	2.2	...	6
18....	**192	88	47	51	16	17	8	9	...	4	6	...	5.0	72	63	2.6	...	3
19....	82	51	38	36	2	13	4	9	5	...	5.0	45	79	2.2	1	2
20....	**176	90	68	35	33	21	3	18	...	1	11	9500	7.1	74	55	2.3	...	7
21....	**346	96	90	69	21	5	2	3	...	1	5	...	8.4	84	68	3.6	1	2
22....	21	9	3	2	1	6	6	2	6	34	4.0	8	...	1
23....	16	18	18	...	18	15	42	1.1	15	...	1
24....	14	23	1	...	22	11	48	1.6	...	2	7
26....	*174	99	72	26	46	27	9	18	...	2	82	52	2.5	...	1	8
27....	137	74	52	40	12	12	1	11	...	10	5	...	6.4	55	56	3.1	1	8
28....	55	28	23	23	...	5	4	1	...	5	...	3.8	21	68	2.5	...	2	

City Block Characteristics

Table 2.—CHARACTERISTICS OF HOUSING UNITS, BY BLOCKS: 1960—Con.

["Total population" contains no persons in group quarters unless preceded by asterisk; one asterisk (*) denotes less than 10 percent; two asterisks (**), 10 percent or more]

Blocks within census tracts	Total population	All housing units by condition and plumbing								Occupied housing units								
		Total	Sound			Deteriorating			Dilapidated	Owner occupied			Renter occupied			Occupied by non-white	1.01 or more persons per room	
			Total	With all plumbing facilities	Lacking some or all facilities	Total	With all plumbing facilities	Lacking some or all facilities		Total	Average value (dollars)	Average number of rooms	Total	Average contract (dollars)	Average number of rooms			
								With flush toilet										No flush toilet
33...	65	24	16	16	...	8	7	1	...	23	7500	5.4	2	
36...	66	19	13	12	1	5	3	2	...	14	9000	5.9	1	
37...	14	6	4	4	...	2	...	2	...	6	6000	4.7	1	
40...	36	12	5	5	...	3	3	7	7500	6.1	1	
41...	**29	9	4	4	...	4	4	8	6500	5.3	2	
42...	61	15	3	3	...	3	3	8	7000	5.0	...	51	5.1	...	1	
43...	50	16	2	2	...	10	10	11	7500	6.1	1	
44...	53	16	3	3	...	13	13	10	7000	6.0	1	
45...	10	16	3	3	...	2	2	4	2	
47...	49	14	1	1	...	7	3	3	1	11	5500	5.5	2	
48...	20	5	1	1	...	4	4	5	...	6.0	1	
49...	13	6	3	3	...	3	3	4	2	
50...	10	4	
51...	19	6	1	1	...	3	2	1	...	5	...	3.8	2	
52...	20	5	1	1	4	1	
53...	10	3	
54...	6	1	
38.....	2170	717	228	158	70	259	56	78	125	230	422	5000	4.7	219	40	3.3	155	152
3.....	32	14	3	3	11	5	...	4.6	6	18	4.7	5	1
4.....	17	4	2
5.....	34	15	2	...	2	13	7	3500	4.4	7	...	1.7	8	2
6.....	7	5	5	1	3	3	...
7.....	28	7	7	5	3500	5.2	1	2
8.....	24	10	5	5	5	9	3500	4.9	1	5	1
9.....	3	1
10.....	10	4
11.....	15	8	2	...	2	2	2	4	5	5500	4.2	1	4	1
12.....	16	7	2	1	1	1	1	4	4	3	4	1
23.....	49	15	1	1	...	7	1	1	5	7	9	6000	4.9	5	33	2.2	1	4
24.....	7	4
25.....	17	3
26.....	28	8	5	2	1	...	1	1	5	5000	4.6	3	1
27.....	18	7	2	1	1	5	1	4	...	4	4	3	4
28.....	39	11	4	3	1	5	2	1	2	2	7	5000	4.6	3	4
29.....	6	1	3	3	2	3
30.....	22	5	1	3	...	3	...	1	3	2	3
31.....	28	7	4	2	2	1	7	...	4.7	1
32.....	34	11	6	4	2	5	5	10	6000	4.7	1	1
33.....	50	13	6	4	2	5	4	...	1	2	11	7000	4.5	2	1	3
34.....	37	12	7	7	...	4	2	2	...	10	6000	4.9	3
35.....	26	12	7	5	2	4	1	1	2	1	8	4500	4.1	3	1	1
36.....	9	4
37.....	31	8	6	...	5	2	1	...	1	...	6	6500	5.0	2	3	1
38.....	31	11	9	5	4	2	1	1	...	8	5500	4.9	3	1	...
39.....	21	8	7	5	2	1	1	...	5	...	4.8	2	1
40.....	26	9	9	6	3	7	7000	5.3	1
41.....	31	9	8	...	8	1	1	...	8	9000	4.6	1	2
43.....	36	9	3	1	2	4	4	2	8	4000	4.4	1	1	3
44.....	37	7	1	...	1	5	1	...	4	1	4	3	4
45.....	18	5	2	1	1	3	3	...	4	1
46.....	18	3
47.....	2	1
48.....	12	2
50.....	10	2
51.....	28	8	1	1	7	5	3500	4.4	1	1	3
52.....	7	8	2	...	2	1	...	1	1	3	1	...
53.....	56	18	4	4	...	4	1	...	3	10	9	4500	4.9	9	23	2.9	5	4
54.....	75	26	3	2	1	12	4	1	7	11	11	5000	4.4	12	34	3.4	1	6
55.....	41	10	1	1	9	4	6	29	4.5	...	2
56.....	17	5	4	2	2	1	1	3	2	2	1
57.....	10	6	2	1	1	1	1	3	3	2
58.....	10	5	1	1	4	4	1
61.....	26	8	2	3	1	...	2	3	7	3500	4.6	2	...
62.....	22	8	3	3	...	3	3	2	4	3	1
63.....	14	7	1	1	...	2	1	...	1	4	3	3	1
66.....	17	5	1	1	...	4	1	1	2	...	3	1
68.....	35	3	3	5	2	...	3	2	6	7500	4.8	3	2
69.....	31	7	4	3	1	1	1	2	4	3	2	2
72.....	32	11	5	4	1	2	1	...	4	4	7	4500	4.6	4	2
73.....	104	36	15	11	4	11	7	1	3	10	22	6000	4.8	11	46	3.5	2	7
75.....	9	4	4	8	3
76.....	33	12	5	3	2	7	4	3	8	3500	4.3	3	8	2
77.....	93	26	7	6	2	7	4	1	2	12	18	5000	4.7	5	...	4.0	10	7
78.....	47	11	6	4	2	3	3	2	10	6000	5.3	1	1	4
79.....	12	4	2
80.....	19	8	...	1	1	3	5	1
81.....	31	12	4	1	3	6	6	2	4	3	6	3
82.....	31	9	3	2	1	4	1	1	2	2	8	5500	4.6	1	6	3
83.....	4	4	6	1	1	4	...	8	4000	5.3	2	2	3
84.....	45	12	2
85.....	23	5	1	1	4	1	2
86.....	62	20	14	12	2	1	1	...	1	4	3	7	58	3.7	3	2
87.....	7	4	11	6500	4.8
88.....	21	7	1	1	1	6	4
89.....	45	11	3	1	2	3	3	7	3500	4.7	3	4	4
90.....	27	11	2	3	5	9	4500	4.6	3	6	3

City Block Characteristics

Table 2.—CHARACTERISTICS OF HOUSING UNITS, BY BLOCKS: 1960—Con.

["Total population" contains no persons in group quarters unless preceded by asterisk; one asterisk (*) denotes less than 10 percent; two asterisks (**), 10 percent or more]

Blocks within census tracts	Total population	All housing units by condition and plumbing									Occupied housing units							
		Total	Sound			Deteriorating			Dilapidated	Owner occupied			Renter occupied			Occupied by non-white	1.01 or more persons per room	
			Total	With all plumbing facilities	Lacking some or all facilities	Total	With all plumbing facilities	Lacking some or all facilities		Total	Average value (dollars)	Average number of rooms	Total	Average contract rent (dollars)	Average number of rooms			
								With flush toilet										No flush toilet
36...	76	31	31	27	4	15	15500	5.7	14	63	2.6	...	1
37...	45	17	17	17	12	17500	5.6	2
38...	29	9	9	9	2	7	69	4.1
39...	61	15	15	15	13	15000	5.1	2
41...	69	20	20	20	17	12500	5.6	2	2
42...	72	24	24	24	23	12500	4.7	1
43...	115	33	30	30	...	3	3	31	14000	5.7	4
44...	67	23	23	23	19	15500	5.4	4
45...	34	14	14	14	12	14000	4.9	2
46...	96	27	27	27	24	13500	4.9	3	4
47...	63	25	25	25	22	12000	5.0	2
48...	70	26	19	18	1	6	4	2	...	1	23	10500	4.6	3
49...	61	21	20	19	1	1	1	16	10000	4.5	5	...	3.8	...	3
50...	49	15	12	12	...	2	1	1	...	1	13	10000	4.8	1	3
51...	47	15	15	15	13	11000	4.5	2	1
52...	39	14	14	14	11	14500	5.0	2
53...	111	28	27	27	1	28	12500	5.5	5
54...	68	17	17	17	13	13500	5.4	4	2
55...	51	13	13	13	11	14000	5.1	1	3
56...	213	66	66	66	59	25000	6.4	7	106	5.0	...	4
57...	166	55	49	48	1	6	5	1	43	10000	4.9	11	59	3.6	...	7
58...	130	43	39	39	...	4	4	39	10500	5.2	3	3
59...	12	4
61...	62	16	16	16	13	16000	5.3	3	2
62...	19	7	7	7	5	...	5.6	2	1
42.....	*2839	842	561	534	27	191	148	25	18	90	585	8000	5.5	216	54	4.0	12	124
2...	1
4...	26	10	1	1	9	7	3500	5.3	2	7	...
5...	19	4
6...	65	14	1	1	...	7	3	...	4	6	8	4000	5.0	6	32	3.8	...	8
7...	5	3
9...	31	17	10	10	...	5	2	...	3	2	7	7000	5.7	6	35	4.3
10...	45	12	1	1	...	7	7	4	3	9	34	3.9	...	2
11...	43	13	7	5	2	5	2	...	3	1	10	4000	5.0	3	2	2
12...	23	10	5	4	1	2	2	3	1	9	38	3.1	...	1
13...	106	32	18	18	...	11	11	3	22	7000	5.5	7	58	5.3	...	4
14...	56	13	6	6	...	6	5	1	...	1	11	6500	6.1	2	3
15...	38	9	5	5	...	2	2	2	9	6000	5.4	1
16...	40	12	8	7	1	3	3	1	8	6500	5.8	4
17...	18	4
19...	32	8	3	3	...	3	2	1	...	2	7	5000	4.9	1	3
20...	30	8	6	6	...	1	1	1	7	5500	5.1	1	2
21...	34	12	10	8	2	1	1	1	10	6000	5.1	1	2
22...	60	20	18	17	1	2	1	...	1	...	14	6000	4.6	6	65	4.0	...	2
24...	54	15	9	9	...	5	4	1	...	1	12	7500	6.2	3	2
25...	57	18	13	13	...	3	2	1	...	2	17	7500	6.0	1
26...	87	21	9	9	...	5	4	1	...	7	13	7500	6.5	6	45	3.3	...	5
27...	52	14	9	6	3	3	3	2	11	7000	6.4	3	2
28...	45	12	8	7	1	2	2	2	9	9500	6.6	3	1
30...	24	13	8	...	6	2	5	10	31	3.1	...	1
31...	14	3
33...	38	10	3	2	1	3	2	1	...	4	3	7	40	4.9	...	4
34...	46	11	8	8	...	3	2	...	1	...	10	8500	6.1	1	2
35...	44	11	5	5	...	4	4	2	8	8000	6.5	2	1
36...	76	19	15	15	...	3	3	1	16	8000	6.3	2	2
38...	62	16	10	10	...	4	3	1	...	2	12	6500	4.8	3	5
39...	31	12	5	5	...	2	2	5	6	...	5.2	5	54	2.2	...	3
40...	46	13	12	10	2	1	1	10	5500	5.0	1	3
41...	60	16	11	11	...	4	3	1	...	1	10	7500	5.1	5	52	4.2	...	2
42...	28	7	5	4	1	2	1	1	7	5500	5.3	2
43...	49	17	15	14	1	1	1	1	12	8000	4.9	1	2
44...	30	9	8	8	...	1	...	1	8	8000	4.8	1	1
45...	102	29	26	26	...	3	2	1	25	9000	4.1	2	6
46...	40	11	11	11	9	10000	5.0	2	2
47...	68	19	13	12	1	6	6	14	9000	5.8	5	58	5.4	...	1
48...	33	7	5	5	...	2	2	7	10000	6.1	1
49...	34	10	6	6	...	4	4	5	10000	6.2	4	2
50...	22	7	5	3	2	2	2	6	6500	5.5	1	1
51...	20	6	3	3	...	3	3	6	5500	4.8
52...	16	5	5	2	3	1
53...	6	3
55...	19	5	5	5	...	1	...	1	...	1	5	11000	5.8	1
56...	94	26	21	19	2	5	3	1	19	10500	5.6	6	67	5.3	...	4
57...	32	8	5	5	...	3	3	8	7500	6.1
58...	39	10	8	8	...	2	2	10	8000	5.7	2
59...	20	8	4	4	...	2	2	2	4	4
60...	10	5	2	2	...	3	3	1	4	1
61...	*40	7	5	3	2	4	3	4	5	...	6.2	...	1
63...	8	3
64...	25	7	7	7	...	1	1	6	...	5.0	2	1
66...	20	6	4	4	...	2	2	4	2	3
68...	34	10	7	7	...	3	2	1	7	11500	5.4	2	1
69...	13	12	12	12	...	1	1	11	10500	6.5	8
70...	115	34	25	25	...	9	8	1	27	11500	4.7	5	66	3.8	...	8
71...	82	30	28	28	...	2	2	16	13500	5.5	12	76	2.8	...	2

Table 2.—CHARACTERISTICS OF HOUSING UNITS, BY BLOCKS: 1960—Con.

["Total population" contains no persons in group quarters unless preceded by asterisk; one asterisk (*) denotes less than 10 percent; two asterisks (**), 10 percent or more]

Blocks within census tracts	Total population	All housing units by condition and plumbing									Occupied housing units							
		Total	Sound			Deteriorating			Dilapidated	Owner occupied			Renter occupied			Occupied by non-white	1.01 or more persons per room	
			Total	With all plumbing facilities	Lacking some or all facilities	Total	With all plumbing facilities	Lacking some or all facilities		Total	Average value (dollars)	Average number of rooms	Total	Average contract rent (dollars)	Average number of rooms			
72...	71	23	18	18	...	4	4	1	17	11000	5.4	4	2
73...	59	19	16	16	...	3	3	13	10000	5.5	5	77	4.0	...	1
74...	43	21	21	21	20	71	2.4	...	3
75...	37	12	10	10	...	2	2	8	10000	5.8	4	1
76...	11	2
77...	88	27	19	18	1	4	2	2	...	4	24	5500	5.6	2	1	2
79...	30	9	8	6	2	1	1	...	7	7000	4.9	2	2
80...	55	15	13	13	...	2	2	10	9500	5.4	5	...	4.2	...	2
81...	2	1
43.....	*6281	1846	1492	1446	46	301	258	25	18	53	1515	11500	5.0	234	78	4.1	6	231
3...	44	15	11	11	...	4	4	13	12500	5.4	1	1
4...	23	7	7	7	4	3	1
5...	76	22	16	16	...	6	6	19	9000	5.1	3	2
6...	95	28	13	13	...	10	10	5	24	9500	5.0	4	1	4
7...	69	20	17	17	...	3	3	18	11000	5.8	1	1
8...	62	16	15	15	1	13	12500	5.6	3	3
9...	71	14	8	7	1	3	3	14	11000	5.5	5	5
10...	54	15	9	9	...	5	2	1	...	1	12	10000	4.6	3	2
11...	98	26	24	24	...	2	2	20	10500	4.8	5	...	4.2	...	4
12...	117	32	22	22	...	8	8	2	22	10500	5.1	8	74	4.0	...	9
13...	128	40	20	20	...	7	5	2	...	13	29	7500	4.8	8	74	4.6	...	7
14...	64	18	18	18	16	11000	4.8	1	1
15...	77	32	17	14	3	11	4	9	...	4	15	13000	5.4	16	56	2.5	...	1
16...	**89	21	17	14	3	4	4	15	11000	5.9	5	...	4.0
18...	115	32	19	17	2	8	7	1	...	5	24	9000	4.9	8	59	3.0	...	9
19...	158	39	35	35	...	3	3	1	35	11000	5.3	3	7
20...	181	56	49	47	2	6	4	1	1	1	47	11000	4.9	6	65	3.7	...	9
21...	223	69	67	65	2	2	1	1	54	11000	4.8	13	66	3.5	4	9
22...	395	117	92	90	2	25	23	1	1	...	96	11500	5.0	19	71	4.2	...	13
23...	52	18	16	14	2	2	2	12	12500	4.9	6	45	3.5	...	1
24...	65	17	14	14	...	3	3	16	10500	5.1	1	3
25...	96	28	24	24	...	4	4	23	13000	5.3	1	2
26...	186	60	51	49	2	7	5	2	...	2	49	10000	4.9	5	55	4.6	...	5
27...	294	89	73	73	...	15	15	1	75	12000	5.0	6	85	4.8	...	10
28...	60	20	17	17	...	3	3	18	11500	4.8	1	1
29...	49	19	13	13	...	6	6	13	11000	5.2	4	1
30...	139	43	29	29	...	14	12	2	34	11500	5.0	9	73	4.2	...	4
31...	458	129	126	120	6	2	2	1	108	13500	5.0	8	111	4.9	...	17
32...	227	76	71	69	2	5	5	61	15000	5.0	2	7
34...	75	26	16	16	...	10	10	25	9500	5.1	1
35...	60	18	14	14	...	4	4	16	10000	5.6	2	1
36...	62	19	15	15	...	4	3	...	1	...	14	15000	4.9	5	...	4.0	...	2
37...	58	20	18	18	...	2	2	17	15000	5.2	1
38...	59	16	12	12	...	4	4	16	14000	5.2	1
39...	63	20	18	18	...	2	2	20	11000	5.0	1
40...	67	20	14	14	...	6	6	4	16	80	4.4	...	3
41...	25	9	5	5	...	4	4	5	...	5.8	4
42...	43	14	9	9	...	5	5	14	12500	5.1	1
43...	67	21	20	20	...	1	1	20	11500	4.9	1	3
44...	65	17	16	16	...	1	1	17	13000	4.8	3
46...	58	17	12	12	...	5	5	17	11500	5.1	1
47...	49	14	14	14	13	13500	4.8	3
48...	57	16	15	15	...	1	1	16	12000	4.8	1
49...	87	28	26	24	2	2	2	25	10500	4.9	1	2
50...	90	28	19	12	7	8	...	8	1	...	15	7000	4.7	10	72	4.0	...	4
51...	100	22	16	12	4	4	2	...	20	10500	4.5	1	8
52...	102	25	25	24	1	23	11500	4.8	1	8
53...	62	17	15	15	...	2	2	15	12500	4.9	2	2
54...	65	17	16	16	...	1	1	15	13000	5.2	1	3
55...	48	16	9	9	...	7	6	1	13	11500	5.0	1	2
56...	**177	50	42	42	...	8	8	38	13500	5.3	8	83	4.0	...	4
57...	97	27	14	14	...	5	2	3	...	8	20	12000	5.3	5	59	4.8	...	5
58...	85	25	23	21	2	2	2	23	11500	5.3	2	1
59...	278	79	56	54	2	21	20	...	1	2	69	10500	4.9	9	85	4.9	...	13
60...	37	10	7	7	...	3	3	10	10500	4.7	2
61...	31	11	9	9	...	2	2	10	10500	5.3	1
62...	114	32	24	23	1	8	6	...	2	...	26	10500	4.8	3	5
63...	101	28	25	25	...	3	3	26	14000	5.0	2	1
64...	172	47	41	41	...	6	5	1	38	15000	5.1	6	51	3.3	...	8
65...	62	19	17	17	...	2	2	16	18000	5.5	1
44.....	*3248	976	625	610	15	247	198	20	29	104	792	10500	4.9	135	60	3.9	...	137
1...	58	17	9	9	...	7	6	1	...	1	15	9000	4.7	2	3
2...	71	22	9	8	1	10	7	1	2	3	16	8500	5.0	3	4
3...	82	22	10	10	...	8	7	...	1	4	17	9000	5.4	3	6
4...	111	39	19	18	1	17	15	4	1	3	29	8000	5.3	6	58	3.0	...	2
5...	150	40	13	13	...	15	11	1	...	12	29	8000	5.0	11	46	3.5	...	11
6...	170	47	25	25	...	18	13	3	2	4	36	9000	4.9	9	47	4.7	...	9
7...	107	27	12	12	...	12	10	2	...	3	23	8500	5.2	3	6
8...	32	10	5	5	...	3	3	2	7	10000	5.1	3	2
9...	17	4
10...	72	18	8	8	...	7	6	1	...	3	16	8500	4.9	2	4
11...	*86	21	13	13	...	7	7	1	13	14000	5.6	7	70	4.9	...	4
12...	127	36	21	21	...	10	9	5	35	11500	5.0	1	4
13...	90	31	26	26	...	5	4	1	23	12000	5.0	3	2

City Block Characteristics

Table 2.—CHARACTERISTICS OF HOUSING UNITS, BY BLOCKS, 1960—Con.

[“Total population” contains no persons in group quarters unless preceded by asterisk; one asterisk (*) denotes less than 10 percent; two asterisks (**), 10 percent or more]

Blocks within census tracts	Total population	All housing units by condition and plumbing								Occupied housing units								
		Sound				Deteriorating				Owner occupied			Renter occupied			Occupied by non-white	1.01 or more persons per room	
		Total	With all plumbing facilities	Lacking some or all facilities	Total	With all plumbing facilities	Lacking some or all facilities	Dilapidated	Total	Average value (dollars)	Average number of rooms	Total	Average contract rent (dollars)	Average number of rooms				
			With flush toilet	No flush toilet														
14...	45	15	7	7	...	8	6	12	10000	5.8	2	2
15...	35	9	3	3	...	6	6	7	9000	5.0	2	2
16...	39	11	9	9	...	2	2	11	10500	5.2	
17...	19	7	5	5	...	1	1	6	7500	4.8	1
18...	55	15	9	9	...	5	5	13	9500	5.4	2	2
19...	133	42	33	31	2	7	7	2	38	10500	5.2	4	2
20...	36	14	6	6	...	2	2	6	8	8500	5.8	2
21...	65	16	2	2	...	11	9	2	...	3	15	6500	4.7	1	6
22...	73	20	14	14	...	4	4	2	19	10000	5.0	2	
23...	66	23	17	17	...	6	4	2	15	11000	5.5	7	67	4.3
24...	64	19	10	10	...	7	7	2	16	8500	5.3	3	3
25...	*84	15	8	6	2	4	3	...	1	3	11	8000	5.0	3	4
26...	92	33	24	23	1	9	9	28	9000	5.4	4	2
27...	55	22	10	9	1	10	7	1	2	2	16	10000	5.1	3	4
28...	140	53	27	25	2	21	7	...	14	5	36	11500	4.3	12	50	3.1	...	7
29...	31	10	9	9	...	1	1	...	9	11500	4.4	1	1
30...	39	14	12	12	...	1	1	...	11	17500	4.7	2	1
31...	32	7	5	5	...	2	2	6	12000	4.8	1	2
32...	107	48	47	47	...	1	1	47	...	3.4	1	2
33...	6	3
34...	111	30	26	24	2	1	1	3	26	14000	4.9	3	5
35...	80	23	21	21	...	2	2	17	12000	4.5	5	98	3.8	...	4
36...	129	31	26	26	...	1	1	4	28	14000	5.0	3	8
37...	88	24	21	21	...	2	2	1	22	11500	4.7	2	1
38...	58	19	9	8	1	5	4	...	1	5	15	9000	4.1	3	3
39...	67	23	7	5	2	4	1	...	3	12	17	6000	3.9	4	5
40...	21	7	7	7	7	14000	5.6
41...	13	9	8	8	...	1	1	4
42...	67	18	13	13	...	3	3	2	13	13500	5.1	5	66	4.2	...	3
43...	51	15	15	15	14	13500	4.4	2
44...	58	13	10	10	3	11	11000	5.0	2	3
45...	41	14	12	12	2	13	13000	4.6
46...	34	8	8	8	8	17500	5.4	2
47...	41	12	12	12	10	16500	5.4	1	1
48...	41	12	12	12	10	16500	5.4	1	1
49...	41	12	12	12	10	16500	5.4	1	1
50...	41	12	12	12	10	16500	5.4	1	1
45.....	*5047	1570	1307	1242	65	184	110	6	68	79	1161	13000	4.9	341	89	3.4	6	181
1...	182	59	50	50	...	6	5	...	1	3	49	...	3.8	8	65	3.8	...	10
2...	547	165	76	58	18	51	20	3	28	38	132	6500	3.8	19	62	3.7	...	43
3...	14	4
4...	3	2
5...	28	10	3	2	1	2	2	5	7	5500	3.4	1	3
6...	53	15	11	10	1	3	1	...	2	1	14	11000	4.9	2
7...	12	4
8...	63	19	12	12	...	4	3	...	1	3	19	9000	4.4	4
9...	45	12	9	8	1	3	2	...	1	...	9	11500	5.0	2	1
10...	93	25	21	21	...	4	3	...	1	...	23	13500	5.6	2	1
11...	42	19	14	11	3	4	4	1	13	10500	4.8	5	...	3.2
12...	64	20	15	14	1	5	4	...	1	...	18	9500	4.2	2	4
13...	35	15	12	11	1	3	2	...	1	...	13	11000	5.1	2
14...	38	17	14	12	2	3	1	1	1	...	14	9500	4.4
15...	46	20	20	15	5	16	11000	3.9	4	1
16...	33	11	10	10	...	1	1	10	9000	4.2	1	1
17...	77	28	21	20	1	5	5	2	21	12500	4.9	3	1
18...	61	20	17	17	...	3	2	...	1	...	16	14000	4.9	1
19...	113	33	30	30	...	3	3	30	13500	5.1	5
20...	71	18	18	18	16	22000	6.2	2	1
21...	115	29	29	29	29	18000	5.8	2
22...	628	271	271	271	47	24000	5.7	215	95	3.0	4	17
23...	183	52	52	52	45	18500	5.5	5	100	5.0	...	4
24...	139	35	35	35	35	19000	5.5	3
25...	170	45	45	45	41	23000	5.9	3	3
26...	22	8	5	5	...	3	2	...	1	...	8	7000	4.5	1
27...	19	8	8	8	...	1	1	7	8500	4.6
28...	68	22	21	21	...	1	1	18	16000	5.2
29...	101	26	22	21	1	4	4	22	11000	5.3	2	5
30...	75	19	15	15	...	2	2	2	18	10500	5.3	1	5
31...	51	14	11	9	2	1	1	...	1	...	13	9500	4.4	1	3
32...	30	10	10	9	1	1	9	11000	5.1	1	1
33...	45	17	15	15	2	14	10000	4.1	1	1
34...	51	13	13	13	11	13500	5.5	2	1
35...	58	18	18	18	...	7	6	...	1	...	15	10000	5.2	2	1
36...	38	15	7	7	...	5	1	...	5	3	10	9500	4.7	2
37...	82	25	19	14	5	9	1	...	4	1	22	9500	4.7	1	4
38...	41	11	5	4	1	3	2	...	1	3	9	6000	4.3	2	4
39...	75	17	5	5	...	12	6	...	6	...	14	7000	4.6	2	8
40...	*99	25	16	15	1	8	7	...	1	1	19	12000	5.7	4	2
41...	17	5	2	1	1	2	2	1	5	8000	5.0
42...	41	13	12	12	1	11	10500	5.0	2
43...	155	41	39	37	2	2	1	...	1	...	38	8500	5.3	3	6
44...	69	17	17	17	...	4	3	...	1	...	16	24000	6.1	1	3
45...	131	37	33	32	1	4	3	...	1	...	35	10000	5.0	2	3
46...	50	20	18	13	5	1	1	...	13	9000	5.5	5	5.0	1
47...	137	38	38	35	3	1	34	11500	5.1	4	4
48...	41	13	12	10	2	1	1	12	9500	4.6	1	1
49...	39	9	3	3	...	4	1	1	2	2	8	6500	4.8	1	2
50...	49	11	5	5	...	2	2	4	11	8000	4.6	4

Table 2.—CHARACTERISTICS OF HOUSING UNITS, BY BLOCKS: 1960—Con.

[“Total population” contains no persons in group quarters unless preceded by asterisk: one asterisk (*) denotes less than 10 percent; two asterisks (**), 10 percent or more]

Blocks within census tracts	Total population	All housing units by condition and plumbing									Occupied housing units						
		Total	Sound			Deteriorating			Dilapidated	Owner occupied			Renter occupied				
			Total	With all plumbing facilities	Lacking some or all facilities	Total	With all plumbing facilities	Lacking some or all facilities		Total	Average value (dollars)	Average number of rooms	Total	Average contract rent (dollars)	Average number of rooms	Occupied by non-white	1.01 or more persons per room
51...	74	18	10	9	1	8	6	2	...	16	8000	5.0	1	4
52...	80	19	18	18	...	1	1	17	13500	5.2	2	1
53...	72	20	20	20	17	14000	5.1	3	3
54...	66	21	20	18	2	1	1	17	12000	5.3	4	2
55...	97	26	23	22	1	3	2	23	11500	5.0	3	2
56...	39	10	10	10	10	26000	6.3	1
57...	66	18	18	18	18	25000	6.3
58...	114	38	38	38	24	21000	5.3	14	105	4.1	...	2
46.....	*7301	2160	1680	1467	213	395	179	30	186	85	1731	10500	4.8	291	61	4.0	343
1...	30	11	7	7	...	3	3	1	6	...	4	2
2...	13
3...	118	34	18	11	7	8	2	...	6	8	26	5500	4.0	3	11
4...	101	22	10	9	1	9	5	...	4	3	21	7500	5.4	5
5...	300	88	42	30	12	31	17	1	13	15	71	7500	4.6	9	41	3.3	19
6...	141	36	21	9	12	13	2	1	10	2	31	5500	4.2	3	13
7...	91	24	9	4	5	14	5	...	9	1	19	6500	4.3	2	8
8...	59	16	13	13	...	3	3	15	9000	4.5	1	2
9...	62	23	16	14	2	7	5	...	2	...	18	7000	4.4	4	2
10...	12	4
11...	115	32	18	16	2	13	4	2	2	1	26	6500	4.2	3	9
12...	40	16	8	5	3	7	2	1	4	1	11	6500	4.2	4	4
13...	*48	13	9	7	2	3	1	...	2	1	12	6500	4.4	1	3
14...	46	13	10	8	2	2	2	1	13	7500	4.7	3
15...	22	9	9	6	3	5	5000	4.4	4
16...	32	13	8	8	...	4	1	...	3	1	8	6000	4.0	3	2
17...	59	19	4	4	...	14	5	...	9	1	13	6000	3.8	4	5
18...	303	77	35	23	12	41	20	3	18	1	62	6500	4.6	13	58	4.0	19
19...	20	8	8	8	5	29000	7.2
20...	15	8	8	8	5	24000	6.0
21...	10	3
22...	11	4
23...	40	13	13	13	10	24000	6.3
24...	123	28	28	28	25	29000	6.8	2	3
25...	159	44	44	44	34	20000	5.5	5	130	4.6	6
27...	35	10	10	10	10	19000	5.5
28...	50	15	15	15	14	19500	5.4	1
29...	59	16	16	16	15	16500	4.9	1	2
30...	72	22	22	22	19	15000	4.8	1	1
31...	40	11	11	11	11	17000	4.9	1
32...	57	15	15	15	14	16500	5.1	1
33...	44	17	17	17	10	15500	5.0	3
34...	102	26	19	16	3	7	5	...	2	...	19	10500	5.0	7	68	3.7	7
35...	43	15	13	13	...	1	1	1	13	9000	4.5	2
36...	38	13	12	11	1	1	11	9500	5.2	1	2
37...	33	12	4	3	1	4	2	...	2	4	10	8000	4.6	1	2
38...	96	23	17	17	...	5	4	...	1	1	19	7500	4.5	3	7
39...	27	8	4	...	4	4	2	...	2	...	6	5500	4.0	3
40...	4	1
41...	69	22	16	15	1	2	...	2	4	...	14	10000	4.9	4	3
42...	146	48	17	13	4	14	7	1	6	17	34	9500	4.4	10	66	4.0	7
43...	9	2
44...	162	43	26	26	...	17	16	1	35	8500	4.7	2	11
45...	37	8	6	6	...	2	2	8	8500	5.1	2
46...	28	10	5	1	4	5	1	...	4	...	8	5000	4.4	2
47...	39	13	9	6	3	4	2	...	2	...	10	6500	4.8	2	2
48...	45	14	7	5	2	5	5	2	8	4500	4.4	5	3.0	...	3
49...	45	11	9	7	2	1	1	...	1	1	9	7500	5.0	2	3
50...	33	8	4	2	2	4	1	...	3	...	6	6000	4.0	1	2
51...	43	14	8	5	3	5	1	...	4	1	11	5500	4.7	2	1
52...	46	13	9	7	2	4	1	...	3	...	11	7000	4.6	2	1
53...	45	13	13	10	3	11	10000	5.4	2	3
54...	34	8	8	7	1	6	8000	5.2	2	2
55...	41	10	10	10	10	12000	5.9	2
56...	7	3
57...	**137	41	40	35	5	1	1	37	12000	4.5	2	3
58...	260	71	71	70	1	70	13500	5.0	1	6
59...	44	12	12	12	12	15000	4.9	3
60...	103	28	28	28	27	12500	4.7	1	4
61...	88	28	28	28	25	12000	4.5	2	2
62...	92	26	26	26	23	14500	5.0	1	3
63...	83	20	20	20	18	12500	4.9	2	3
64...	77	28	26	26	...	1	...	1	...	1	22	15500	5.0	3
65...	90	28	27	27	...	1	1	26	15000	5.2	1	1
66...	73	23	23	23	13	14000	4.5	8	82	3.8	3
67...	148	36	22	19	3	12	4	2	6	2	28	8500	5.1	8	51	4.5	9
68...	59	14	13	10	3	1	1	11	8500	5.3	3	3
69...	49	12	7	4	3	5	5	9	7000	5.2	3	4
70...	50	13	8	7	1	5	2	...	3	...	8	9000	5.0	4	2
71...	49	14	12	8	4	2	1	...	1	...	12	7000	4.7	1	4
72...	36	8	5	2	3	3	3	...	5	...	4.8	3	2
73...	33	9	4	3	1	3	...	1	2	2	7	7000	4.6	2	3
74...	50	13	11	10	1	2	1	...	1	...	10	7500	4.9	3	2
75...	32	8	8	7	1	6	10000	5.2	2	3
76...	11	4
77...	55	17	10	9	1	7	2	1	4	...	16	7000	4.4	1	3
78...	40	12	11	10	1	1	1	10	9500	4.6	2	2

City Block Characteristics

Table 2.—CHARACTERISTICS OF HOUSING UNITS, BY BLOCKS: 1960—Con.

["Total population" contains no persons in group quarters unless preceded by asterisk; one asterisk (*) denotes less than 10 percent; two asterisks (**), 10 percent or more]

Blocks within census tracts	Total population	All housing units by condition and plumbing									Occupied housing units							
		Total	Sound			Deteriorating			Dilapidated	Owner occupied			Renter occupied			Occupied by non-white	1.01 or more persons per room	
			Total	With all plumbing facilities	Lacking some or all facilities	Total	With all plumbing facilities	Lacking some or all facilities		Total	Average value (dollars)	Average number of rooms	Total	Average contract rent (dollars)	Average number of rooms			
79...	58	18	13	...	13	4	2	1	1	14	5500	4.9	2	5	
80...	63	18	14	5	9	4	...	1	3	12	6500	5.2	5	37	3.4	...	5	
81...	31	8	4	4	...	4	1	...	3	5	...	5.2	2	3	
82...	46	14	9	8	1	5	1	...	4	10	6500	5.3	2	3	
83...	24	9	7	6	1	2	2	6	8500	4.3	2	1	
84...	79	26	19	17	2	7	2	...	5	19	8000	5.2	6	41	4.2	...	4	
85...	10	6	2	2	...	4	2	...	2	4	2	
86...	164	59	52	47	5	7	3	...	4	42	10000	5.0	16	67	3.9	...	3	
87...	81	25	25	24	1	21	13000	4.9	4	3	
88...	50	14	13	13	...	1	1	12	14500	5.2	1	
89...	265	71	71	71	65	14000	5.0	2	8	
90...	70	21	20	19	1	1	1	14	23000	4.4	4	5	
91...	158	49	47	47	...	1	1	45	13500	4.4	3	6	
92...	53	25	21	21	...	3	2	1	...	15	11500	4.5	6	55	2.8	...	6	
93...	69	23	23	21	2	21	10500	5.0	2	
94...	83	29	28	27	1	1	1	24	12500	5.0	5	68	5.0	...	1	
95...	33	14	14	14	12	9500	5.2	1	2	
96...	23	10	8	7	1	2	2	9	8500	5.0	
97...	40	11	9	9	...	2	1	...	1	8	9000	5.4	3	1	
98...	80	27	26	26	...	1	1	26	8500	3.6	1	6	
99...	24	12	7	5	2	5	3	...	2	5	7000	4.8	5	42	3.2	...	1	
100...	38	14	10	9	1	3	2	...	1	11	7000	4.5	2	2	
101...	32	9	9	5	4	5	...	3.8	4	2	
102...	26	9	8	2	6	1	1	5	6500	4.6	4	2	
103...	26	9	9	2	7	5	4500	4.6	4	1	
104...	78	23	8	6	2	14	2	9	3	6	...	4.7	13	45	3.2	...	8	
105...	69	18	14	9	5	4	14	6500	5.1	4	4	
106...	61	21	20	9	11	1	...	1	...	14	5500	4.5	4	4	
107...	41	14	12	10	2	2	1	...	1	10	6500	4.6	2	1	
108...	62	16	15	9	6	1	1	13	7000	4.9	2	3	
109...	51	15	14	13	1	1	1	11	7500	5.0	3	2	
110...	61	19	15	14	1	4	2	1	1	18	8000	4.6	1	
111...	46	17	13	12	1	4	2	1	1	16	8000	4.3	1	
112...	48	17	11	11	...	1	1	...	5	13	10000	4.5	1	3	
47.....	4683	1271	1096	1063	33	149	102	15	32	26	1068	10500	5.1	145	70	4.2	1	162
2...	32	8	3	3	...	3	...	1	2	2	5	11000	5.2	2	3
3...	8	4
5...	53	20	10	10	...	6	1	...	5	6	9000	4.7	14	50	3.1	...	4	
6...	44	13	6	6	...	5	5	7	8500	4.7	6	59	4.7	...	1	
7...	45	12	4	4	...	7	7	2	7	8500	5.7	5	74	4.2
8...	110	36	30	24	6	6	4	...	2	22	8000	4.7	14	61	3.7	...	5	
9...	99	31	7	7	...	20	17	3	...	23	9000	5.0	7	59	3.7	...	3	
10...	61	19	11	11	...	7	7	15	9000	4.6	2	3	
11...	64	21	14	14	...	7	4	1	2	17	8000	4.1	4	4	
12...	130	31	30	30	...	1	1	31	11500	4.8	7	
13...	160	42	41	41	...	4	1	35	11000	4.9	6	93	5.0	...	9	
14...	356	84	80	80	...	1	1	3	...	74	11500	5.5	8	86	4.5	...	6	
15...	80	31	28	27	1	3	3	23	16500	5.4	4	2	
16...	51	18	16	15	1	2	2	18	16000	5.0	
17...	87	23	19	19	...	4	2	1	1	21	16000	5.2	2	1	
18...	82	20	20	20	20	11500	4.9	2	
19...	74	23	16	16	...	7	7	22	8500	4.6	2	
20...	59	19	14	11	3	4	3	...	1	15	7000	4.5	2	3	
21...	66	24	15	15	...	7	7	...	2	18	8000	4.6	4	2	
22...	85	28	15	12	3	11	7	1	3	22	7500	4.9	3	3	
23...	28	10	6	6	...	3	1	...	2	8	6500	5.1	2	1	
24...	19	8	6	6	...	2	1	...	1	8	7500	4.5	
25...	45	14	8	7	1	6	4	...	2	11	7500	4.8	3	2	
26...	29	10	7	7	...	3	...	2	1	8	8000	4.9	2	
27...	67	24	12	9	3	10	5	1	4	15	6500	4.3	6	48	3.8	...	3	
28...	50	15	6	6	...	8	4	2	1	10	9000	5.0	3	1	
29...	46	18	18	13	5	14	7500	4.1	2	4	
30...	60	17	17	17	15	8500	4.1	5	
31...	153	38	38	38	30	10000	5.1	5	82	4.0	...	9	
32...	148	39	39	39	32	10000	4.7	3	8	
33...	159	40	40	40	36	11000	4.9	3	5	
34...	75	23	23	21	2	21	9500	4.3	1	2	
35...	53	15	15	14	1	13	9500	4.3	1	2	
36...	23	8	6	5	1	2	1	...	1	7	9000	5.7	
37...	111	32	26	26	...	5	4	...	1	25	8000	4.2	6	74	4.5	...	7	
38...	40	12	9	6	3	3	1	...	2	9	9000	5.0	2	1	
39...	28	8	8	6	2	8	10500	5.6	
40...	11	4	
41...	68	18	18	18	18	9000	4.3	3	
42...	71	17	17	17	17	10000	4.4	4	
43...	88	22	22	22	20	8500	4.1	2	6	
44...	301	73	73	73	67	13000	5.4	3	1	7	
45...	192	40	40	40	38	11500	6.1	1	4	
46...	179	40	40	40	33	11500	6.0	4	5	
47...	189	39	39	39	35	11500	6.1	3	7	
48...	176	37	37	37	36	11500	6.2	1	6	
49...	90	21	21	21	17	11000	6.0	3	2	
50...	7	4	
51...	107	29	29	29	27	12000	5.1	1	1	
52...	104	30	30	30	26	11500	5.0	2	1	

Table 2.—CHARACTERISTICS OF HOUSING UNITS, BY BLOCKS: 1960—Con.

["Total population" contains no persons in group quarters unless preceded by asterisk; one asterisk (*) denotes less than 10 percent; two asterisks (**), 10 percent or more]

Blocks within census tracts	Total population	All housing units by condition and plumbing									Occupied housing units							
		Total	Sound			Deteriorating			Dilapidated	Owner occupied			Renter occupied			Occupied by non-white	1.01 or more persons per room	
			Total	With all plumbing facilities	Lacking some or all facilities	Total	With all plumbing facilities	Lacking some or all facilities		Total	Average value (dollars)	Average number of rooms	Total	Average contract rent (dollars)	Average number of rooms			
								With flush toilet										No flush toilet
53...	102	30	30	30	29	12500	5.0	2
54...	118	29	29	29	29	12000	5.0	4

U.S. CENSUS OF HOUSING: 1960

Series HC(3)-161

CITY BLOCKS

Dubuque, Iowa

Prepared under the supervision of
WAYNE F. DAUGHERTY, Chief
Housing Division




U.S. DEPARTMENT OF COMMERCE

Luther H. Hodges, Secretary

BUREAU OF THE CENSUS

Richard M. Scammon, Director (From May 4, 1961)

Robert W. Burgess, Director (To March 3, 1961)





BUREAU OF THE CENSUS

RICHARD M. SCAMMON, *Director* (From May 4, 1961)

ROBERT W. BURGESS, *Director* (To March 3, 1961)

A. ROSS ECKLER, *Deputy Director*

HOWARD C. GRIEVES, *Assistant Director*

CONRAD TAEUBER, *Assistant Director*

MORRIS H. HANSEN, *Assistant Director for Statistical Standards*

CHARLES B. LAWRENCE, JR., *Assistant Director for Operations*

WALTER L. KEHRRES, *Assistant Director for Administration*

CALVERT L. DEDRICK, *Chief, International Statistical Programs Office*

A. W. VON STRÜVE, *Acting Public Information Officer*

Housing Division—

WAYNE F. DAUGHERTY, *Chief*

DANIEL B. RATHBUN, *Assistant Chief*

BRULAH WASHABAUGH, *Special Assistant*

MILTON D. LIBBERMAN, *Chief, Coordination and Research*

Decennial Operations Division—GLEN S. TAYLOR, *Chief*

Electronic Systems Division—ROBERT F. DRURY, *Chief*

Field Division—JEFFERSON D. MCPHIE, *Chief*

Geography Division—WILLIAM T. FAY, *Chief*

Population Division—HOWARD G. BRUNSMAN, *Chief*

Statistical Methods Division—JOSEPH STRINBERG, *Chief*

Library of Congress Card Number: A61-9347

SUGGESTED CITATION

U.S. Bureau of the Census. *U.S. Census of Housing: 1960. Vol. III, City Blocks.*
Series HC(3), No. 161.

U.S. Government Printing Office, Washington, D.C., 1961.

For sale by the Superintendent of Documents, U.S. Government Printing Office, Washington 25, D.C.
or any of the Field Offices of the Department of Commerce — Price 25 cents.

City Block Characteristics

Table 2.—CHARACTERISTICS OF HOUSING UNITS, BY BLOCKS: 1960—Con.

["Total population" contains no persons in group quarters unless preceded by asterisk: one asterisk (*) denotes less than 10 percent; two asterisks (**), 10 percent or more]

Blocks within block numbering areas	Total population	All housing units by condition and plumbing									Occupied housing units								
		Total	Sound			Deteriorating			Dilapidated	Owner occupied			Renter occupied			Occupied by non-white	1.01 or more persons per room		
			Total	With all plumbing facilities	Lacking some or all facilities	Total	With all plumbing facilities	Lacking some or all facilities		Total	Average value (dollars)	Average number of rooms	Total	Average contract rent (dollars)	Average number of rooms				
67...	38	10	9	8	1	1	...	1	6	10000	4.8	4	3
68...	80	27	22	21	1	5	1	4	18	13000	4.9	7	56	3.7	3
69...	34	11	11	11	11	14000	4.7
70...	67	18	18	18	16	11500	5.0	2	3
71...	36	11	10	10	11	13000	5.6
72...	60	15	15	15	13	14000	5.4	2	2
73...	33	11	10	10	...	1	...	1	11	10500	5.4	1
74...	31	9	9	7	2	9	12500	4.8	2
75...	16	4
76...	58	12	11	9	2	1	1	10	12500	6.1	2	3
77...	18	7	7	5	2	4	3
78...	9	2
79...	25	8	8	6	2	7	13500	5.1	1
80...	30	8	8	7	1	7	9500	5.4	1	1
81...	20	8	8	8	7	14500	4.9	1	1
82...	33	7	7	7	7	17000	5.3	1
83...	26	7	6	6	...	1	...	1	6	11000	5.8	1	2
84...	37	10	9	8	1	1	...	1	10	11000	6.0	1
85...	31	7	7	7	6	17500	6.8	1
86...	**18
87...	76	22	19	19	...	3	2	1	15	13500	6.0	7	80	3.7	3
88...	54	18	17	17	...	1	1	15	12500	5.9	3
89...	54	16	12	11	1	3	3	13	11500	5.3	3	3
90...	92	26	23	22	1	2	1	1	22	10500	5.3	4	3
91...	12	4
92...	25	6	6	6	6	13000	4.8	1
93...	20	6	6	6	6	12000	4.3	1
95...	20	5	5	5	5	17000	5.6
97...	62	25	25	25	15	11000	5.9	10	42	3.3
98...	233	60	55	52	3	5	3	2	38	10000	5.7	20	58	4.2	13
100...	28	8	8	8	7	14000	5.1	1	1
101...	26	7	7	7	6	12000	5.8	1	1
102...	37	10	10	10	8	14500	5.5	1	1
103...	65	15	14	14	13	12500	5.7	2	3
104...	37	8	8	8	8	16500	5.4	3
105...	9	3
107...	46	12	12	10	2	10	10500	5.3	2	1
108...	21	6	4	3	1	2	1	1	5	9500	6.2	1
109...	26	8	6	5	1	2	...	2	7	9000	5.6	1
110...	36	8	7	6	1	1	...	1	8	7500	5.3	1
111...	336	85	76	62	14	8	4	4	...	1	66	9500	5.3	18	51	4.9	19
112...	41	11	11	9	2	9	15000	5.4	2	3
113...	55	20	19	18	1	15	10500	5.4	5	...	4.2	2
114...	40	9	9	9	8	13500	5.6	1	1
115...	87	25	22	19	3	3	3	19	10000	5.5	6	59	3.8	6
116...	50	14	13	11	2	1	1	11	10500	5.9	3	2
117...	114	32	25	21	4	7	6	1	23	12000	5.8	8	58	4.5	3
118...	78	19	19	16	3	14	9000	5.4	4	5
120...	45	11	10	10	11	10500	6.1	2
121...	47	9	8	8	...	1	1	6	...	6.3	3	2
122...	27	9	9	7	2	7	11000	5.9	2	1
123...	66	17	17	16	1	10	10000	5.6	7	68	4.6	2
124...	93	29	25	24	1	4	2	2	16	9000	5.6	10	51	4.7	2
125...	77	21	19	16	3	2	2	17	10500	6.1	4	3
126...	68	19	19	19	15	12500	5.9	3	2
127...	80	26	22	19	3	3	3	17	11500	5.8	7	171	4.4	2
128...	45	16	14	13	1	2	2	13	12000	5.5	2	1
129...	25	4
130...	37	9	...	5	1	2	2	9	8500	4.7	1
131...	12	7	6	4	2	1	...	1	5	9500	5.0	2
134...	37	10	10	10	9	10000	5.9	1	1
135...	92	21	19	18	1	1	1	14	11500	5.5	7	78	4.9	2
136...	63	20	20	15	5	9	11500	5.4	11	40	4.2	2
137...	**79	5	5	4	1	4	1
138...	87	19	11	10	1	5	4	1	...	3	14	7500	5.4	5	6
139...	114	27	20	17	3	3	1	1	4	...	21	10000	5.7	4	7
140...	69	15	12	11	1	2	...	2	...	1	9	11500	5.7	6	56	4.7	6
141...	146	36	28	24	4	6	4	2	...	2	24	11000	5.5	11	43	4.7	7
142...	182	56	46	32	14	10	3	7	37	9000	5.3	17	46	4.2	9
143...	35	13	13	10	3	8	11500	5.3	5	31	3.4	2
144...	128	35	34	30	4	1	1	29	9500	5.6	6	61	4.0	4
145...	14	14	14	12	2	8	11000	6.4	6	59	4.3
146...	62	23	23	23	11	9000	5.1	12	55	4.3
147...	13	5	4	4	...	1	...	1	4	1	1
148...	94	24	24	21	3	15	9500	6.6	9	45	3.9	3
149...	96	21	17	16	1	4	3	1	14	10000	6.2	7	61	3.9	3
150...	**27	1
151...	46	21	20	15	5	1	1	5	...	4.6	13	56	3.7	1
152...	53	13	5	5	...	6	4	2	...	2	8	7500	5.1	5	51	5.2	4
153...	34	12	11	11	...	1	...	1	10	9500	5.7	2
154...	35	14	14	14	9	10500	5.1	5	60	3.8
155...	62	24	22	19	3	2	2	16	10500	5.2	8	60	4.4	2
156...	68	23	20	18	2	3	3	23	10500	5.6
157...	85	29	24	21	3	5	4	1	15	9500	5.9	14	58	4.9	2
158...	125	36	26	24	2	9	2	7	...	1	15	8000	6.1	20	47	4.5	6
159...	36	11	9	9	...	2	1	9	9500	5.0	2	2
164...	82	22	12	9	3	10	10	12	9000	5.1	10	58	4.9	3

Table 2.—CHARACTERISTICS OF HOUSING UNITS, BY BLOCKS: 1960—Con.

["Total population" contains no persons in group quarters unless preceded by asterisk: one asterisk (*) denotes less than 10 percent; two asterisks (**), 10 percent or more]

Blocks within block numbering areas	Total population	All housing units by condition and plumbing									Occupied housing units						1.01 or more persons per room	
		Total	Sound			Deteriorating			Dilapidated	Owner occupied			Renter occupied					
			Total	With all plumbing facilities	Lacking some or all facilities	Total	With all plumbing facilities	Lacking some or all facilities		Total	Average value (dollars)	Average number of rooms	Total	Average contract rent (dollars)	Average number of rooms	Occupied by non-white		
							With flush toilet	No flush toilet										
165...	83	28	24	21	3	3	1	2	...	1	16	10000	5.9	12	58	3.9	...	2
166...	38	15	14	13	1	1	1	9	...	5.1	5	54	3.8	...	1
167...	43	11	11	8	3	9	9500	5.7	2	2
168...	16	6	6	6	4	2	1
169...	31	11	11	11	5	...	5.0	6	65	4.2	...	1
170...	67	17	16	12	4	1	1	7	9500	4.9	10	59	5.1	...	2
171...	54	20	16	13	3	4	2	2	9	...	5.2	10	48	4.2	...	1
172...	109	38	38	34	4	10	6500	4.9	27	143	4.2	...	3
173...	102	38	36	24	12	2	2	22	9000	5.6	15	50	2.2	...	3
174...	**156	53	40	22	18	13	2	11	14	10500	4.9	34	39	4.0	...	7
175...	143	43	38	36	2	5	4	1	24	8500	5.3	17	52	4.9	...	4
176...	147	38	36	28	8	2	1	1	18	8500	5.7	20	56	5.4	...	5
177...	27	10	10	5	5	2	6	43	4.0	...	1
178...	73	18	10	8	2	8	4	4	9	8000	5.0	9	39	5.0	...	7
189...	8	4	7
198...	71	15	1	1	...	13	3	1	4	11	23	4.8	...	3
199...	60	19	4	2	2	6	2	2	2	1	8	4500	6.3	10	25	2.9	...	2
200...	59	16	10	3	7	6	1	2	3	...	11	6000	4.8	4	2
201...	20	7	6	...	6	1	7	36	4.3
209...	2	2
210...	21	5	2	1	1	1	1	2	5	3500	4.4	1
211...	46	14	6	3	3	4	2	2	...	4	11	5500	4.9	3	2
212...	71	15	5	4	1	2	1	8	10	5000	5.2	5	33	2.6	...	6
213...	2	1	2
214...	26	6	2	...	2	1	1	3	4	1
B.....	*23924	6695	5573	5026	547	945	582	345	18	177	4282	13500	5.4	2168	56	4.0	3	822
2	57	21	17	15	2	4	...	4	12	12000	5.1	9	51	3.0	...	2
3	65	20	20	19	1	11	11000	5.2	9	67	4.7	...	3
4	12	4
5	103	25	23	20	3	2	2	18	18500	5.8	7	58	4.3	...	8
6	23	5	5	5	5	12000	6.4	1
7	2145	566	549	536	13	11	7	3	1	6	504	15500	5.1	21	67	4.6	...	85
8	53	12	10	9	1	2	2	11	9500	5.9	1	2
9	151	50	37	35	2	9	6	3	...	4	24	11000	5.5	23	56	3.8	...	6
10	75	32	32	29	3	20	10000	4.7	11	52	3.5
11	101	31	29	22	7	1	...	1	...	1	20	10000	5.3	10	48	3.3	...	6
12	3	2
13	17	6	6	3	3	4	2
14	42	11	11	11	10	8500	5.0	1	2
15	117	33	33	25	8	17	9500	5.4	15	62	7
16	121	31	27	22	5	4	2	2	14	11500	5.2	17	54	4.7	...	3
17	89	28	28	24	4	12	12500	5.8	16	52	4.9	...	5
18	93	29	25	19	6	4	4	16	10500	5.1	13	55	4.0	...	6
19	**167	36	25	25	...	11	8	3	21	14500	6.3	14	48	4.6	...	6
21	27	8	7	7	7	13000	5.4	2
22	19	7	6	6	...	1	1	7	15500	5.0	2
23	46	12	11	11	...	1	1	...	11	15500	5.7	1	1
24	42	11	11	11	9	16500	5.2	1	1
25	23	6	4	4	...	2	2	6	10500	5.2
26	52	9	9	8	1	7	11500	6.0	2	4
27	14	5	4	4	4	1
28	115	34	21	21	...	13	7	6	13	11500	5.8	20	53	4.5	...	6
29	67	23	16	13	3	5	4	1	...	2	10	16000	5.0	12	56	4.7	...	2
30	94	25	25	24	1	15	12000	5.4	10	59	4.3	...	2
31	137	36	36	28	8	24	11000	5.3	12	55	3.6	...	9
32	20	8	8	6	2	6	9500	5.3
33	32	11	9	9	...	2	2	10	12000	6.1	1	2
34	106	34	32	27	5	1	1	1	24	10500	6.0	9	68	4.3	...	3
35	143	44	34	30	4	6	3	3	...	4	21	10000	5.4	22	54	4.6	...	3
36	95	25	14	12	2	9	5	4	...	2	11	9500	5.8	14	48	5.3	...	3
37	61	21	17	9	8	4	4	10	8000	5.4	10	47	4.1	...	3
38	255	76	66	52	14	6	3	3	...	4	48	10000	5.3	24	58	4.0	...	12
39	28	7	7	5	2	6	12500	5.5	1	2
40	46	13	11	9	2	2	2	9	11500	5.0	4	2
41	110	31	31	31	29	12000	5.3	2	4
42	45	13	13	12	1	11	11000	5.0	2	1
43	37	10	10	10	10	13000	5.6	1
44	37	11	11	11	9	11500	5.3	2	2
45	112	33	27	20	7	5	1	4	...	1	23	8500	5.4	9	49	3.6	...	5
46	91	29	22	18	4	6	3	3	...	1	9	...	5.0	18	52	4.7	...	4
47	160	41	34	31	3	7	7	29	9500	5.7	11	61	4.8	...	8
48	3
50	160	47	42	35	7	4	...	4	...	1	33	9000	5.4	12	50	4.4	...	5
51	160	48	48	33	15	3	27	9500	5.4	20	42	4.5	...	7
52	98	28	28	25	3	15	10500	6.3	13	52	4.5	...	5
53	85	28	28	25	3	12	10500	5.7	16	55	4.5	...	1
54	47	19	19	19	16	66	3.2	...	5
55	**53	14	14	14	6	...	6.2	7	70	4.4
56	186	54	54	53	1	35	11500	5.6	18	66	4.6	...	7
58	279	79	75	72	3	3	3	1	66	14000	5.5	12	61	4.6	...	8
59	**181	26	26	10	16	7	14000	5.1	20	...	1.2	...	1
60	**291
61	**63	1
62	153	37	37	37	33	19000	5.4	3	8
63	27	7	7	7	7	20000	5.4

City Block Characteristics

Table 2.—CHARACTERISTICS OF HOUSING UNITS, BY BLOCKS: 1960—Con.

["Total population" contains no persons in group quarters unless preceded by asterisk; one asterisk (*) denotes less than 10 percent; two asterisks (**), 10 percent or more]

Blocks within block numbering areas	Total population	All housing units by condition and plumbing									Occupied housing units							
		Total	Sound			Deteriorating			Dilapidated	Owner occupied			Renter occupied			1.01 or more persons per room		
			Total	With all plumbing facilities	Lacking some or all facilities	Total	With all plumbing facilities	Lacking some or all facilities		Total	Average value (dollars)	Average number of rooms	Total	Average contract rent (dollars)	Average number of rooms		Occupied by non-white	
64...	40	10	10	9	1	9	15500	5.2	2
65...	128	29	29	29	28	17500	5.1	1	7
66...	81	22	21	21	...	1	1	21	20000	5.4	1	2
67...	368	93	93	93	89	21000	5.4	2	11
68...	39	9	9	9	9	16500	5.0	1
69...	78	18	18	18	18	18000	4.9	3
70...	79	17	17	17	17	17500	5.0	5
71...	44	10	10	10	10	19500	5.2	3
72...	30	9	9	9	7	22000	5.0	1
73...	67	17	17	17	17	17000	5.0	4
74...	43	16	16	16	15	18500	4.9	1
75...	56	18	18	18	18	16500	4.8	3
76...	50	17	17	17	17	15500	4.9
77...	57	23	23	23	16	14500	4.4	7	69	3.4	...	2
78...	55	19	19	19	17	14500	4.2	2	2
79...	66	19	19	19	12	15500	5.2	7	82	3.3	...	1
80...	86	24	24	24	17	14500	4.5	7	72	3.3	...	6
81...	112	33	33	33	27	16000	4.8	6	61	3.2	...	3
82...	61	22	22	22	21	17000	5.4
83...	111	36	36	36	26	16000	5.6	10	88	3.9	...	2
84...	80	21	21	19	2	20	17000	5.3	1	3
85...	74	16	15	15	...	1	...	1	16	21000	5.5	3
86...	39	10	8	8	...	1	1	...	1	...	9	17000	4.8	1	2
87...	75	20	20	20	19	15000	5.5	1	2
88...	71	23	23	23	20	15500	5.4	3	1
89...	**624	80	65	46	19	13	8	5	...	2	43	13000	5.9	35	59	2.0	...	4
90...	30	12	12	12	8	10500	5.3	4
91...	72	19	18	17	1	1	1	19	12500	5.9	2
92...	9	4
93...	34	10	9	9	...	1	...	1	9	13000	4.8	1	2
94...	32	10	8	7	1	2	1	...	1	...	9	8500	4.9	2
95...	31	8	7	7	...	1	1	7	13500	5.4	1
96...	21	8	8	7	1	8	12500	5.1	1
97...	45	10	9	9	...	1	1	10	16000	5.0	3
98...	156	39	38	32	6	1	1	28	9000	5.0	10	62	4.4	...	9
99...	120	23	23	20	3	21	12500	5.6	1	9
100...	48	14	14	13	1	11	11000	5.7	3	1
101...	54	12	12	12	9	13000	6.8	3	2
102...	15	4
103...	121	33	27	24	3	5	2	3	...	1	22	11500	5.9	10	62	5.2	...	5
104...	265	78	66	64	2	12	9	3	41	11000	6.1	35	59	4.4	...	8
105...	356	130	94	82	12	17	15	2	...	19	58	11000	5.6	52	62	3.8	...	15
106...	90	21	21	19	2	18	12000	6.7	3	4
107...	38	8	7	7	1	8	8500	6.4	2
108...	180	59	59	46	13	45	10000	5.5	12	50	4.1	...	6
109...	127	46	46	44	2	34	9000	5.6	8	57	4.3	...	2
110...	110	38	38	37	1	25	11000	5.5	13	53	4.1	...	4
111...	157	46	46	42	4	18	10500	5.5	26	57	4.7	...	6
112...	202	64	58	53	5	6	2	4	26	9500	5.5	36	62	4.9	...	9
113...	171	66	64	61	3	1	...	1	...	1	22	10500	6.1	41	63	4.2	...	3
114...	104	33	32	31	1	1	1	19	12000	5.6	14	55	4.2	...	5
115...	135	36	34	31	3	2	1	1	22	10500	6.0	12	52	4.8	...	4
116...	197	62	45	41	4	17	8	9	32	10500	5.3	28	51	4.5	...	5
117...	198	69	45	42	3	22	13	9	...	2	37	9500	5.7	26	54	4.3	...	8
119...	80	24	23	19	4	1	1	12	6000	4.6	11	56	3.8	...	4
120...	150	46	40	38	2	6	4	2	27	8000	5.8	18	99	5.3	...	6
121...	2	1
122...	24	8	6	4	2	7	7500	5.4	1	2
123...	98	29	24	23	1	5	4	1	...	1	21	9500	6.1	8	51	4.4	...	1
124...	117	39	28	23	5	8	6	2	...	3	14	10000	6.2	23	51	3.9	...	5
125...	122	40	29	23	6	11	5	6	21	9000	5.8	19	59	3.4	...	4
126...	92	32	6	4	2	26	15	11	5	...	5.6	23	38	4.2	...	5
127...	164	75	75	32	43	13	...	5.8	56	40	3.5	...	4
128...	173	53	52	47	5	1	1	36	11500	5.8	15	63	4.5	...	5
129...	48	17	16	14	2	1	8	9000	5.4	7	49	4.9
130...	40	11	11	10	1	8	8500	5.5	3
131...	157	40	40	39	1	33	12000	6.8	6	59	4.3	...	4
132...	40	22	3	3	...	19	8	11	6	...	5.2	11	48	3.0
133...	76	32	11	9	2	21	11	10	13	8500	5.5	16	37	3.6	...	1
134...	98	32	17	13	4	9	6	3	...	6	13	11500	5.5	19	49	4.6	...	4
135...	100	33	26	21	5	6	5	1	...	1	18	9500	6.1	14	58	4.4	...	4
136...	20	6	3	3	...	2	2	4	2
137...	30	11	1	1	...	7	6	1	...	3	7	8000	6.1	3	1
138...	49	15	2	2	...	11	9	2	...	2	5	...	6.8	9	52	4.4	...	2
139...	40	13	4	4	...	9	8	1	5	...	5.8	8	46	4.3	...	2
140...	82	29	6	5	1	17	15	2	...	6	7	...	5.7	16	55	4.4	...	4
141...	29	7	3	2	1	4	1	3	7	...	5.6	...	2
142...	56	21	15	14	1	6	5	1	3	17	49	4.1	...	1
143...	61	31	13	12	1	16	13	3	...	2	11	9500	5.2	16	50	3.4	...	1
144...	63	20	5	4	1	7	7	8	7	9500	6.1	12	47	3.7	...	3
145...	40	16	10	7	3	5	5	1	10	9000	5.0	5	43	5.4	1	...
147...	37	9	7	7	...	2	2	5	...	6.4	4
148...	22	7	2	...	2	...	5	3	4
149...	75	25	13	13	...	12	12	21	8000	5.7	2	2
150...	48	29	12	9	3	10	4	6	...	7	6	...	5.2	21	37	3.2
151...	87	30	10	10	...	16	10	6	...	4	6	...	6.2	24	43	4.8	...	2
152...	**229	42	33	26	7	9	6	3	17	17000	5.7	23	75	2.9	...	2

City Block Characteristics

Table 2.—CHARACTERISTICS OF HOUSING UNITS, BY BLOCKS: 1960—Con.

["Total population" contains no persons in group quarters unless preceded by asterisk: one asterisk (*) denotes less than 10 percent; two asterisks (**), 10 percent or more]

Blocks within block numbering areas	Total population	All housing units by condition and plumbing									Occupied housing units							
		Total	Sound			Deteriorating			Dilapidated	Owner occupied			Renter occupied			Occupied by non-white	1.01 or more persons per room	
			Total	With all plumbing facilities	Lacking some or all facilities	Total	With all plumbing facilities	Lacking some or all facilities		Total	Average value (dollars)	Average number of rooms	Total	Average contract (dollars)	Average number of rooms			
244...	18	10	10	10	9	15500	5.3	1	
245...	24	9	9	9	7	17000	5.6	2	
246...	36	7	6	6	...	1	1	6	15000	6.0	1	2	
247...	50	10	5	5	...	5	5	6	13000	6.5	4	1	
248...	27	9	7	7	...	2	2	9	16000	5.9	
249...	30	8	8	8	7	16000	6.1	1	1	
250...	34	10	9	9	...	1	1	7	13000	5.6	3	1	
251...	18	8	8	8	8	12500	4.9	
252...	15	4	
253...	**56	8	8	8	7	13500	6.7	1	
254...	**61	13	13	13	12	14500	6.4	1	1	
255...	65	20	19	17	2	1	1	16	12500	5.4	3	2	
256...	**61	13	10	10	...	3	2	1	...	9	11500	6.1	4	2	
257...	94	25	15	15	...	10	5	4	1	17	10500	5.6	8	81	5.1	...	4	
258...	60	19	12	11	1	7	5	2	...	10	10000	5.3	9	57	3.8	...	2	
259...	25	8	8	6	2	6	...	6.3	2	
260...	198	75	37	29	8	30	12	18	8	11	11500	6.2	63	46	3.4	...	9	
261...	74	52	8	8	...	44	7	37	...	5	...	7.4	45	49	1.6	...	3	
262...	54	32	32	28	4	3	28	73	3.4	
263...	36	19	14	5	9	1	1	...	4	3	14	34	2.3	...	2	
264...	63	34	22	11	11	12	4	8	...	5	...	5.2	26	44	3.0	...	2	
265...	75	35	14	6	8	21	14	7	...	8	...	5.5	26	47	3.3	...	3	
266...	57	25	19	10	9	6	2	4	...	8	...	4.0	15	41	3.6	1	4	
267...	120	39	23	16	7	14	9	5	2	17	8000	5.4	22	43	4.0	...	6	
268...	92	22	9	4	5	13	4	9	...	2	20	44	5.2	...	5	
271...	98	28	5	4	1	14	10	4	9	16	7500	5.4	12	50	4.3	...	5	
272...	91	26	18	12	6	8	5	3	...	15	9000	5.5	11	46	4.2	...	5	
273...	**21	1	
274...	75	39	29	24	5	10	5	5	...	6	...	5.3	32	55	4.3	...	1	
275...	113	43	21	19	2	14	11	3	8	11	...	5.4	30	57	4.1	...	3	
276...	47	19	19	15	4	5	...	6.4	13	111	3.6	...	2	
277...	50	11	11	11	10	12000	7.3	1	1	
278...	69	20	12	12	...	1	1	...	7	11	13000	6.2	8	64	4.9	...	2	
279...	81	27	26	24	2	1	1	...	12	12	12500	6.0	15	80	4.1	...	3	
280...	61	17	9	8	1	8	4	4	...	9	12500	7.4	8	57	3.6	...	2	
281...	20	4	
282...	68	23	18	14	4	3	3	...	2	8	...	5.5	15	56	5.4	
283...	18	8	1	1	...	7	4	3	...	1	7	52	2.9	...	1	
284...	**59	31	14	11	3	17	10	7	...	6	...	6.2	18	65	2.8	...	1	
285...	5	1	
286...	**97	21	12	10	2	9	5	4	...	6	...	5.3	11	63	3.4	...	1	
287...	78	31	19	12	7	11	3	8	...	6	...	4.8	25	37	4.7	...	3	
288...	37	14	11	11	...	3	3	...	9	9	11000	6.2	4	
289...	97	35	16	10	6	19	12	7	...	11	9000	5.5	24	42	4.3	...	4	
290...	94	29	13	9	4	11	6	5	5	11	7000	6.0	18	44	4.3	...	3	
C.....	**22963	6784	6007	5176	831	616	372	236	8	161	3757	16000	5.9	2759	58	3.8	26	717
1...	122	22	10	5	5	11	4	7	...	10	8000	6.0	12	34	5.0	...	9	
2...	87	36	29	12	17	7	9	7000	4.7	27	34	3.4	...	3	
3...	84	27	27	19	8	10	8000	5.7	15	50	4.2	...	3	
4...	101	35	33	14	19	1	...	1	...	7	9000	5.4	28	40	3.8	...	6	
5...	53	28	27	12	15	1	...	3	...	2	25	50	3.3	...	2	
6...	41	14	9	8	1	4	1	2	12	39	3.4	...	1	
7...	90	38	31	30	1	7	5	2	...	14	13500	6.1	23	69	4.0	...	2	
8...	69	35	34	29	5	1	1	5	...	7.8	30	64	2.6	...	2	
9...	54	21	17	17	...	4	4	4	17	66	3.7	...	1	
10...	**242	82	28	18	10	39	23	16	...	15	9500	6.9	53	58	3.1	...	11	
11...	160	46	13	10	3	23	19	4	...	18	9000	5.7	25	59	5.0	...	5	
12...	111	33	22	20	2	10	10	12	...	6.2	19	63	4.2	...	4	
13...	12	3	
14...	63	16	5	8	8	13	9500	5.8	3	2	
15...	126	37	28	28	...	7	6	1	...	28	12500	5.8	9	59	4.0	...	3	
16...	**65	19	19	19	14	15000	6.2	5	75	4.8	
17...	53	18	18	18	13	15500	7.1	5	83	4.4	
18...	125	36	35	34	1	1	1	28	14500	5.8	7	57	4.4	...	4	
19...	140	42	42	42	31	14000	6.5	11	59	3.8	...	4	
20...	**114	32	31	31	...	1	...	1	...	26	16500	6.9	5	92	6.4	...	3	
21...	84	29	29	29	26	16500	5.8	2	1	1	
22...	5	1	
23...	38	12	12	12	12	19500	5.9	
24...	14	7	7	7	7	28000	8.1	
25...	32	8	8	8	7	15500	6.9	1	
26...	26	10	10	10	5	...	5.4	5	70	5.6	
27...	49	19	18	17	1	1	1	9	14500	5.2	9	58	5.2	...	1	
28...	86	24	21	19	2	3	3	13	12500	5.7	11	51	4.6	...	4	
29...	68	13	13	13	...	1	1	14	15500	5.4	4	
30...	269	78	68	60	8	6	2	3	1	4	16500	5.1	13	46	4.6	...	7	
31...	64	15	14	14	...	1	1	15	13500	5.5	4	
32...	41	9	9	9	9	11500	5.7	2	
33...	37	10	10	10	7	16000	5.7	2	1	
34...	**189	6	6	6	6	54	6.5	
35...	48	20	20	16	4	9	15500	5.8	9	38	4.1	...	3	
36...	33	9	9	8	1	5	12000	6.2	4	1	
37...	2	1	
38...	93	29	29	29	10	14500	6.5	18	81	4.4	...	2	
39...	16	5	5	5	2	3	

Table 2.—CHARACTERISTICS OF HOUSING UNITS, BY BLOCKS: 1960—Con.

["Total population" contains no persons in group quarters unless preceded by asterisk: one asterisk (*) denotes less than 10 percent; two asterisks (**), 10 percent or more]

Blocks within block numbering areas	Total population	All housing units by condition and plumbing									Occupied housing units							
		Total	Sound			Deteriorating			Dilapidated	Owner occupied			Renter occupied			Occupied by non-white	1.01 or more persons per room	
			Total	With all plumbing facilities	Lacking some or all facilities	Total	With all plumbing facilities	Lacking some or all facilities		Total	Average value (dollars)	Average number of rooms	Total	Average contract rent (dollars)	Average number of rooms			
																		With flush toilet
40...	**146	21	21	21	16	12000	6.3	5	53	3.6	...	3	
41...	339	95	78	68	10	17	15	4	2	45	11500	5.9	48	57	4.2	...	14	
42...	*87	20	16	14	2	12	...	6.4	8	59	5.0	...	3	
43...	25	9	7	7	...	2	2	5	...	6.8	4	1	
44...	177	58	44	42	2	7	4	3	...	10	16500	6.7	45	68	3.9	...	6	
45...	**67	19	15	15	...	4	4	5	...	6.8	12	62	3.9	...	1	
46...	*54	23	22	21	1	1	1	8	...	6.5	15	57	2.5	...	1	
47...	30	11	7	6	1	1	8	49	4.1	...	1	
48...	**8	1	
49...	*33	18	18	18	3	15	53	1.5	...	3	
50...	**84	33	33	20	13	5	...	6.8	22	48	2.3	...	2	
51...	71	42	42	35	7	4	34	69	3.9	...	2	
52...	74	40	39	34	5	1	2	34	70	3.9	...	3	
53...	47	24	22	20	2	2	1	22	48	3.9	...	2	
54...	28	8	7	5	2	1	8	41	3.5	...	2	
55...	61	26	26	26	24	56	4.2	...	2	
56...	60	25	25	12	13	7	12000	5.1	16	46	3.3	...	3	
57...	34	13	12	12	...	1	1	1	12	53	3.8	...	2	
58...	67	24	22	9	13	2	1	5	8000	5.8	16	49	4.3	...	4	
59...	79	27	24	14	10	3	6	10500	5.5	18	47	4.0	...	6	
60...	70	15	9	4	5	6	1	5	...	1	14	36	4.6	...	5	
61...	113	43	41	20	21	2	1	1	...	14	7500	5.4	28	35	3.0	...	7	
62...	90	24	17	8	9	7	1	6	...	10	7500	5.7	14	34	3.9	...	7	
63...	45	14	13	2	11	1	...	1	...	10	6500	5.3	4	2	
64...	2	1	
65...	1	
68...	42	14	14	5	9	6	7500	5.5	8	39	4.0	
69...	78	54	53	11	42	1	...	1	...	4	42	38	2.5	...	1	
70...	**55	12	12	8	4	4	8	55	4.5	...	3	
71...	50	20	20	3	17	3	16	27	4.0	...	1	
72...	66	38	37	26	11	1	...	1	...	4	33	95	3.0	...	1	
73...	**46	23	23	14	9	6	...	6.0	16	58	2.9	
74...	169	79	62	38	24	8	...	7	1	23	15500	5.9	44	47	3.0	5	6	
75...	57	14	11	9	2	3	3	4	10	76	4.5	...	2	
76...	66	21	21	20	1	7	...	5.0	12	92	3.7	1	2	
77...	74	22	17	17	...	5	3	2	...	13	15000	6.3	5	67	4.0	...	5	
78...	141	38	24	21	3	14	10	3	1	13	9000	5.8	24	52	4.2	...	3	
79...	41	12	4	2	2	8	...	8	...	2	9	32	4.6	...	5	
80...	84	50	50	29	21	8	16500	8.4	39	48	2.0	...	1	
81...	9	7	7	5	2	7	49	3.0	
82...	101	78	77	9	68	1	1	3	74	38	1.5	1	...	
83...	11	6	6	5	1	6	52	4.2	
84...	34	12	12	8	4	5	...	6.8	7	51	4.7	...	1	
85...	38	14	14	7	7	14	48	3.9	...	1	
91...	50	20	14	3	11	6	1	5	...	8	5000	5.3	12	41	3.0	...	1	
92...	38	6	6	6	6	35	5.3	...	4	
96...	47	14	4	4	...	10	5	5	...	3	10	41	4.0	...	7	
97...	122	39	13	10	3	15	5	10	...	11	20	6000	5.0	18	29	4.3	10	7
98...	223	51	41	33	8	9	7	2	...	33	8000	6.2	16	48	4.8	...	14	
99...	*311	97	92	91	1	4	51	13500	5.8	40	66	4.4	2	6	
100...	59	19	19	19	9	14000	6.4	10	73	4.9	...	1	
101...	92	28	27	20	7	1	1	21	12500	6.4	5	62	2.6	...	2	
102...	143	41	41	41	21	14500	5.9	19	66	5.1	...	9	
103...	201	63	63	61	2	19	13000	5.8	42	73	4.6	...	2	
104...	22	6	6	6	2	4	2	
105...	20	4	3	
106...	99	23	23	22	1	19	11000	6.0	4	3	
107...	36	11	11	11	2	9	68	5.1	...	1	
108...	44	19	19	19	5	...	6.2	11	75	3.5	...	3	
109...	87	24	24	23	1	12	11500	5.7	12	67	4.8	...	3	
110...	197	67	62	60	2	5	3	2	...	36	12000	5.7	29	64	4.3	...	5	
111...	41	15	13	13	...	2	2	7	12000	6.1	8	60	4.0	...	1	
112...	38	12	11	10	1	1	1	8	12500	6.0	4	
113...	**56	17	17	15	2	8	15000	5.6	9	67	4.0	
114...	**156	7	7	6	1	7	40	4.9	1	1	
115...	39	10	10	10	9	17500	5.3	1	1	
116...	36	11	11	11	10	11000	4.8	1	2	
117...	99	29	29	29	28	22000	5.5	1	2	
118...	347	104	101	99	2	2	2	2	1	78	17000	5.3	21	48	2.2	...	28	
119...	149	44	41	41	...	3	2	1	...	40	14000	5.8	4	5	
120...	133	43	42	42	...	1	1	38	17000	5.1	5	68	3.6	...	4	
121...	165	50	50	48	2	41	14000	5.6	8	72	5.3	...	2	
122...	97	31	29	25	4	2	...	2	...	17	15500	5.9	12	40	3.8	1	4	
123...	74	24	24	18	6	11	11500	4.9	12	52	5.4	...	2	
124...	95	30	29	25	4	1	...	1	...	22	14000	5.9	7	65	4.3	...	2	
125...	**129	28	24	23	1	4	2	2	...	15	13000	6.0	13	74	4.6	...	3	
126...	83	24	22	20	2	2	2	13	14000	5.8	11	55	4.5	...	3	
127...	85	26	25	25	...	1	1	20	12000	5.6	5	67	3.8	...	2	
128...	102	28	25	24	1	3	3	24	12000	6.1	4	1	
129...	115	32	29	29	...	3	3	18	14500	5.9	13	68	4.7	...	2	
130...	72	19	19	19	15	21000	7.6	4	3	
131...	67	20	19	19	...	1	1	14	18000	6.7	6	107	5.3	
132...	87	21	21	21	14	20000	7.9	7	82	5.6	...	1	
133...	37	12	10	10	...	1	1	7	...	6.4	4	1	
134...	148	48	48	48	22	15500	6.8	24	78	4.6	...	3	
135...	65	21	21	20	1	14	13000	4.9	7	70	3.7	...	2	
136...	*223	65	62	59	3	2	1	1	...	27	9000	5.6	37	67	4.3	...	2	

City Block Characteristics

Table 2.—CHARACTERISTICS OF HOUSING UNITS, BY BLOCKS: 1960—Con.

["Total population" contains no persons in group quarters unless preceded by asterisk: one asterisk (*) denotes less than 10 percent; two asterisks (**), 10 percent or more]

Blocks within block numbering areas	Total population	All housing units by condition and plumbing								Occupied housing units								
		Total	Sound			Deteriorating			Dilapidated	Owner occupied			Renter occupied			Occupied by non-white	1.01 or more persons per room	
			Total	With all plumbing facilities	Lacking some or all facilities	Total	With all plumbing facilities	Lacking some or all facilities		Total	Average value (dollars)	Average number of rooms	Total	Average contract rent (dollars)	Average number of rooms			
137...	177	47	31	29	2	9	8	1	...	7	29	8500	6.1	17	35	3.5	1	9
138...	**251	55	48	38	10	4	2	2	...	3	17	17000	6.6	35	54	3.8	...	4
139...	25	14	14	14	12	57	3.9	...	1
141...	6	5	5	4	1	1	...	1	6	50	2.2
142...	**57	15	15	5	10	15	40	4.5	...	2
143...	4
147...	12	4
148...	6	4
149...	25	17	12	7	5	5	4	5	16	24	2.6	...	1
150...	20	8	7	3	5	4	...	4	10	34	1.8	...	1
151...	11	6	1	...	1	5	...	5	6	20	2.7	...	1
152...	34	20	8	17	7	15	...	5	...	7	18	23	3.3	...	1
154...	66	19	17	16	1	1	...	1	...	1	15	11000	6.8	4	1	
155...	118	32	29	28	1	5	...	5	22	11000	6.0	10	56	4.2	...	8
156...	**170	47	43	43	...	3	4	4	...	1	18	13000	6.4	26	72	4.0	...	5
157...	130	41	28	28	...	13	10	3	21	12500	6.0	19	54	4.5	...	3
158...	114	43	29	29	...	14	14	18	16000	6.4	23	65	3.8	...	1
159...	113	34	30	29	1	4	4	16	15000	6.6	15	68	3.5	...	5
160...	58	13	7	3	...	2	...	2	...	8	5	13500	5.6	8	37	3.8	...	5
161...	29	7	7	7	7	16000	5.0	2	
162...	389	113	77	73	4	20	12	8	...	16	51	10000	6.3	56	66	5.2	...	12
163...	144	46	40	36	4	4	4	2	10	11000	6.3	34	66	3.8	...	11
164...	**16
165...	64	34	24	22	2	8	...	8	...	2	3	29	45	3.5	...	2
166...	25	15	15	15	12	141	2.5	...	1
167...	14	7	4	1	3	3	...	3	...	1	5	35	3.4
168...	6	4
169...	5	2
170...	40	14	10	5	5	4	...	4	12	47	4.2	...	3
171...	18	7	7	2	5	7	41	3.0	...	1
172...	71	47	46	4	42	1	...	1	1	39	36	1.4	...	5
175...	4	4
177...	7	8	8	4	4	5	...	3.0
181...	**53	18	18	15	3	1	17	52	2.2	...	1
182...	24	8	8	3	5	1	6	49	3.5	2	2
183...	106	56	52	41	11	4	3	1	...	10	7000	6.8	39	87	2.7	...	1	
184...	52	21	21	21	9	10500	5.9	12	71	2.4	...	3	
185...	97	59	55	34	21	4	...	4	51	59	2.8	...	5
186...	4	17	17	4	13	1	3
188...	3
189...	*82	30	30	18	12	2	27	35	3.8	...	5
190...	73	30	30	30	10	10000	6.5	16	69	3.8	...	2
191...	50	7	1	6	46	5.3	...	4
192...	**486	76	52	46	6	16	7	9	...	8	39	8000	5.5	33	50	4.8	...	11
193...	79	28	24	24	...	4	4	12	16500	6.0	16	65	4.4	...	1
194...	62	20	18	18	...	2	2	12	19000	7.2	7	77	5.3	...	1
195...	53	17	15	15	...	2	2	12	24000	8.4	5	85	4.8	...	1
196...	56	16	10	10	...	6	6	11	18500	7.5	5	60	5.0
197...	40	18	13	12	1	6	5	4	16500	5.6	7	66	4.6	...	2
198...	92	26	16	15	1	10	9	1	19	10500	5.5	6	67	5.0	...	4
199...	42	16	12	12	...	4	4	11	13000	5.6	2	1	
200...	43	14	14	14	13	17500	6.2	1	
201...	204	59	46	46	...	12	12	1	50	18000	6.2	9	79	5.7	...	3
202...	30	10	9	9	10	14000	5.8
203...	**57	16	15	13	2	1	1	10	18000	6.6	5	...	3.8
204...	22	10	10	10	3	7	79	4.3
205...	187	43	30	30	...	10	9	1	...	3	36	15500	6.2	7	54	4.6	...	5
206...	**303	36	36	34	2	21	14500	7.1	14	80	5.1	...	6
207...	**175	21	21	21	19	18500	5.2	2	1	1
208...	225	60	54	40	14	5	3	2	...	1	39	9000	5.4	20	51	5.5	1	11
209...	47	19	19	13	6	8	10500	5.9	11	66	4.0	...	2
210...	37	15	15	11	4	11	7000	5.2	3	1	
211...	7	4
212...	70	25	25	13	12	10	7500	6.1	13	36	4.8	...	3
213...	4	1
214...	**15	4
215...	17	7	7	2	5	4
219...	**24	1	3
223...	7	2
238...	119	35	23	12	11	9	3	4	2	3	25	7500	5.0	9	36	4.2	...	7
239...	46	16	15	13	2	1	...	1	9	12500	5.8	5	54	4.2
240...	72	19	19	16	3	12	10500	6.3	7	59	4.1	...	3
241...	45	14	12	12	...	2	1	1	12	10500	4.8	1	2	
242...	12	4
243...	18	6	6	6	6	12500	5.5	5	...	4.2	...	3
244...	71	22	16	16	...	6	5	1	16	10500	5.3	5	
245...	79	17	13	13	...	4	3	1	16	12500	6.1	1	
246...	38	11	11	11	10	7500	5.8	1	2	
247...	42	11	8	8	...	2	1	1	...	1	9	9000	5.4	2	2	
248...	56	16	16	16	14	11500	5.3	2	
249...	66	16	16	16	12	11500	5.5	4	2	
250...	54	18	16	12	4	2	1	1	13	10500	5.5	4	2	
251...	70	24	24	24	23	12000	5.4	1	3	
252...	72	18	18	16	2	15	12500	5.9	3	2	
253...	101	33	32	31	1	1	1	24	12000	5.5	9	73	4.3
254...	16	5	5	5	4	1
255...	30	11	11	11	10	14000	4.7	1

Table 2.—CHARACTERISTICS OF HOUSING UNITS, BY BLOCKS: 1960—Con.

["Total population" contains no persons in group quarters unless preceded by asterisk; one asterisk (*) denotes less than 10 percent; two asterisks (**), 10 percent or more]

Blocks within block numbering areas	Total population	All housing units by condition and plumbing								Occupied housing units							
		Total	Sound			Deteriorating			Dilapidated	Owner occupied			Renter occupied			Occupied by non-white	1.01 or more persons per room
			Total	With all plumbing facilities	Lacking some or all facilities	Total	With all plumbing facilities	Lacking some or all facilities		Total	Average value (dollars)	Average number of rooms	Total	Average contract rent (dollars)	Average number of rooms		
156...	41	9	9	9	...	4	4	8	12500	6.9	1	1
157...	106	29	25	25	22	15000	6.0	7	72	3.7	...	4
158...	83	18	17	17	...	1	1	18	16000	5.9	3
159...	43	14	14	14	14	19500	5.7	3
160...	74	21	19	17	2	2	2	18	12500	5.1	3
161...	52	15	13	13	...	1	1	...	1	8	11000	5.1	7	69	5.7
162...	56	12	12	12	11	16500	6.2	1	2
163...	257	73	71	71	...	2	2	66	16500	5.6	6	73	5.2	...	8
164...	68	19	18	18	16	13000	5.4	3	1
165...	63	19	18	17	1	1	...	1	...	17	12000	5.8	1	1
166...	102	30	29	29	...	1	1	25	19500	6.2	5	69	4.8	...	2
167...	67	22	21	21	...	1	1	20	25000	6.6	2
168...	17	6	6	6	6	23000	5.3	1
169...	66	18	18	18	18	17000	5.5
170...	40	14	14	14	14	16000	4.7	2
171...	**78	20	20	20	18	15500	4.7	2	2
172...	67	22	20	19	1	2	...	2	...	22	11500	5.1	5
173...	57	15	14	13	1	1	...	1	...	12	12500	5.3
174...	12	4
176...	275	69	69	68	1	61	17000	5.3	6	98	4.8	...	12
177...	18	5	5	5	5	18000	5.0
178...	2	1	2
179...	53	13	13	13	12	17500	4.8	1	2
180...	70	18	18	17	1	18	23000	5.9	2
181...	29	7	7	7	7	22000	6.6
182...	47	14	14	14	14	18000	6.4	28
183...	**835	222	221	204	17	1	...	1	...	181	25000	6.4	37	59	4.2	...	2
184...	38	12	12	12	6	27000	7.0	5	...	2.6
185...	36	12	11	11	...	1	1	9	17500	5.9	3
186...	30	12	11	11	...	1	1	10	25000	7.0	1
187...	43	13	13	13	11	19500	7.2	2	1
188...	47	11	11	11	10	23000	6.6	1	1
189...	39	11	10	10	...	1	1	11	14000	5.7
190...	47	14	13	13	...	1	1	12	17000	5.8	1
191...	20	6	6	6	5	17500	6.0	7
192...	**298	53	49	46	3	4	3	1	...	43	11500	5.8	9	72	4.3
193...	16	4	1
194...	25	6	6	5	1	4	2
195...	9	2	2
196...	34	7	6	4	2	1	5	...	6.2	1
197...	324	85	72	69	3	9	4	5	4	68	14000	5.4	17	69	4.3	...	16
198...	31	8	7	6	1	1	1	4	4	3
199...	23	8	7	7	...	1	1	8	13000	5.9	2
200...	48	12	12	12	10	16000	5.4	2	4
201...	42	8	8	8	8	13000	4.5	6
202...	96	25	16	16	...	8	5	3	1	21	12000	5.0	2
203...	15	4	3
204...	36	7	7	7	7	20000	5.0	8
205...	347	94	94	94	88	20000	5.6	3	1
206...	38	13	13	13	11	14500	5.2	1
207...	154	46	46	46	44	20000	6.0	1	1
208...	205	54	52	52	...	1	1	...	1	48	28000	6.5	3	1
210...	3	2	6
211...	74	17	11	11	...	3	3	...	3	16	18000	5.4	1
212...	36	9	5	5	...	2	2	...	2	6	20000	5.2	2
214...	25	8	8	8	6	36000	7.3	1
215...	52	19	19	19	16	28000	6.0	1	6
216...	160	51	48	46	2	2	1	1	1	42	14500	5.2	6	51	4.2	...	3
217...	80	24	23	22	1	1	22	25000	5.4	1
218...	18	5	5	5	5	18500	4.6
219...	64	18	18	18	16	18000	5.1	2	2
220...	25	8	8	8	8	25000	5.4	4
221...	134	35	31	25	6	4	1	2	1	32	17500	6.0	3	3
222...	104	34	34	33	1	30	22000	6.3	4
223...	29	12	12	12	12	25000	6.3
224...	**567	56	56	55	1	38	29000	6.9	17	88	5.5	...	1

U.S. CENSUS OF HOUSING: 1960

Series HC(3)-162

CITY BLOCKS

Ottumwa, Iowa

Prepared under the supervision of
WAYNE F. DAUGHERTY, Chief
Housing Division




U.S. DEPARTMENT OF COMMERCE

Luther H. Hodges, Secretary

BUREAU OF THE CENSUS

Richard M. Scammon, Director (From May 4, 1961)

Robert W. Burgess, Director (To March 3, 1961)





BUREAU OF THE CENSUS

RICHARD M. SCAMMON, *Director* (From May 4, 1961)

ROBERT W. BURGESS, *Director* (To March 3, 1961)

A. ROSS ECKLER, *Deputy Director*
HOWARD C. GRIEVES, *Assistant Director*
CONRAD TABUBER, *Assistant Director*
MORRIS H. HANSEN, *Assistant Director for Statistical Standards*
CHARLES B. LAWRENCE, JR., *Assistant Director for Operations*
WALTER L. KEHRES, *Assistant Director for Administration*
CALVERT L. DEDRICK, *Chief, International Statistical Programs Office*
A. W. VON STRUVE, *Acting Public Information Officer*

Housing Division—

WAYNE F. DAUGHERTY, *Chief*
DANIEL B. RATHBUN, *Assistant Chief*
BEULAH WASHABAUGH, *Special Assistant*
MILTON D. LIBBERMAN, *Chief, Coordination and Research*

Decennial Operations Division—GLEN S. TAYLOR, *Chief*
Electronic Systems Division—ROBERT F. DRURY, *Chief*
Field Division—JEFFERSON D. McPIKE, *Chief*
Geography Division—WILLIAM T. FAY, *Chief*
Population Division—HOWARD G. BRUNSMAN, *Chief*
Statistical Methods Division—JOSEPH STEINBERG, *Chief*

Library of Congress Card Number: A61-9347

SUGGESTED CITATION

U.S. Bureau of the Census. *U.S. Census of Housing: 1960. Vol. III, City Blocks.*
Series HC(3), No. 162.
U.S. Government Printing Office, Washington, D.C., 1961.

For sale by the Superintendent of Documents, U.S. Government Printing Office, Washington 25, D.C.
or any of the Field Offices of the Department of Commerce—Price 25 cents.

Table 1.—CHARACTERISTICS OF HOUSING UNITS, FOR THE CITY: 1960

Subject	Number	Percent	Subject	Number	Percent
All housing units	11,748	100.0	Occupied housing units—Con.		
CONDITION AND PLUMBING			COLOR		
Sound	8,518	72.5	White	10,891	98.7
With all plumbing facilities	7,738	65.9	Nonwhite	138	1.3
Lacking some or all facilities	780	6.6	PERSONS PER ROOM		
Deteriorating	2,541	21.6	1.00 or less	9,948	90.2
With all plumbing facilities	1,544	13.1	1.01 or more	1,081	9.8
Lacking some or all facilities	997	8.5	AVERAGE NUMBER OF ROOMS		
With flush toilet	685	5.8	Owner occupied	5.2	...
No flush toilet	312	2.7	Renter occupied	3.7	...
Dilapidated	689	5.9	VALUE AND RENT		
Occupied housing units	11,029	100.0	Average value	9,100	...
TENURE			Average contract rent	49	...
Owner occupied	8,205	74.4			
Renter occupied	2,823	25.6			

NOTE.—On the map for Ottumwa, approximately 690 blocks are identified.

Table 2.—CHARACTERISTICS OF HOUSING UNITS, BY BLOCKS: 1960

["Total population" contains no persons in group quarters unless preceded by asterisk: one asterisk (*) denotes less than 10 percent; two asterisks (**), 10 percent or more]

Blocks within block numbering areas	Total population	All housing units by condition and plumbing									Occupied housing units								
		Total	Sound			Deteriorating			Dilapidated	Owner occupied			Renter occupied			Occupied by non-white	1.01 or more persons per room		
			Total	With all plumbing facilities	Lacking some or all facilities	Total	With all plumbing facilities	Lacking some or all facilities		Total	Average value (dollars)	Average number of rooms	Total	Average contract rent (dollars)	Average number of rooms				
A.....	*11436	4235	3122	2801	321	941	588	293	60	172	2526	12000	5.6	1391	53	3.5	18	292	
2....	7	2
3....	61	20	19	18	1	19	17000	5.2	1	
4....	90	28	26	26	...	2	23	21000	5.7	3	2	
5....	89	29	29	29	28	19000	5.3	1	2	
6....	361	110	45	44	1	33	23	5	5	32	83	9500	5.2	18	42	4.2	...	15	
7....	62	24	23	23	...	1	1	22	20000	5.3	2	
8....	18	8	8	8	7	18500	5.0	
9....	119	43	40	40	...	2	2	42	17500	5.1	1	
10....	160	46	45	45	...	1	1	44	15500	4.9	2	1	
11....	28	8	8	7	1	8	12000	4.9	
12....	24	9	9	9	8	14500	5.0	
13....	357	107	102	99	3	3	3	2	98	15000	5.2	8	73	4.9	...	8	
14....	65	20	19	19	...	1	18	12500	4.6	2	2	
16....	178	54	48	47	1	6	4	1	1	...	45	19000	5.5	9	66	4.1	...	3	
17....	41	9	9	9	9	18000	5.2	1	
18....	110	36	33	33	...	3	3	30	15000	4.6	6	79	4.0	...	4	
19....	51	14	9	9	...	4	4	1	13	11000	5.2	1	1	
20....	42	18	18	17	1	15	15500	4.9	1	
21....	57	19	18	18	...	1	1	17	12000	4.9	2	1	
22....	53	21	21	20	1	18	11500	5.1	3	1	
23....	76	30	29	27	2	1	1	25	14500	5.1	1	
24....	56	19	19	19	16	10500	5.0	3	1	
25....	35	13	11	11	...	1	1	1	10	11500	5.2	1	
26....	40	14	12	11	1	2	2	10	11000	5.7	4	
27....	32	9	9	9	9	13000	5.9	1	
28....	4	2	
29....	31	9	9	9	8	34000	6.1	
30....	56	14	7	4	3	2	2	5	11	5500	4.3	3	1	4	
31....	8	4	
32....	33	7	7	7	7	5500	5.6	2	
33....	76	24	22	18	4	2	1	1	21	5500	4.9	2	2	
34....	21	8	5	5	3	5	5000	5.0	2	
35....	26	7	7	7	5	7500	6.4	2	
36....	29	9	8	8	...	1	1	...	8	4000	5.4	1	
37....	52	21	19	14	5	2	...	1	1	...	19	5500	5.6	1	2	
38....	25	8	8	8	7	8000	5.7	1	
39....	32	11	9	9	...	2	2	...	10	6500	5.1	1	1	
40....	34	10	8	8	...	2	1	1	9	3500	5.1	1	1	
41....	15	3	
42....	6	3	
43....	295	104	70	64	6	31	22	6	3	3	81	14500	5.4	13	58	3.5	...	6	
44....	10	4	
45....	73	20	18	18	...	2	2	18	23000	6.2	1	1	
46....	74	24	23	23	...	1	...	1	23	28000	6.2	1	
47....	2	1	
48....	**100	5	5	5	5	25000	6.6	
49....	18	7	7	7	7	21000	5.9	
50....	29	10	10	10	8	17000	5.9	1	1	
51....	81	32	32	32	30	15000	5.6	1	1	
52....	108	35	35	35	30	19000	6.4	5	92	6.2	...	1	
53....	58	20	20	20	17	26000	6.5	3	

City Block Characteristics

Table 2.—CHARACTERISTICS OF HOUSING UNITS, BY BLOCKS: 1960—Con.

["Total population" contains no persons in group quarters unless preceded by asterisk: one asterisk (*) denotes less than 10 percent; two asterisks (**), 10 percent or more]

Blocks within block numbering areas	Total population	All housing units by condition and plumbing								Occupied housing units							
		Total	Sound			Deteriorating			Dilapidated	Owner occupied			Renter occupied			Occu- pied by non-white	1.01 or more persons per room
			Total	With all plumbing facilities	Lack- ing some or all facilities	Total	With all plumbing facilities	Lacking some or all facilities		Total	Average value (dollars)	Average number of rooms	Total	Average contract (dollars)	Average number of rooms		
						With flush toilet	No flush toilet										
54...	36	14	14	14	14	26000	6.1
55...	27	10	3	3	...	7	6	1	...	6	6500	5.0	3
56...	73	22	6	6	...	12	12	...	4	16	4000	5.2	5	...	4.8	2	...
57...	47	12	4	4	...	5	4	...	3	9	5000	5.3	3	1	...
58...	66	23	17	15	2	6	2	2	...	15	6000	5.1	7	31	4.1
59...	65	25	17	14	3	3	1	2	...	21	5000	4.3	2
60...	23	7	6	6	...	1	1	5	5500	4.4	1
61...	2	1
62...	77	25	20	10	10	3	1	...	2	20	4000	4.2	1
63...	22	9	5	1	4	2	...	1	2	7	4000	3.9	1	1
64...	24	10	7	7	...	1	...	1	2	8	7000	5.4	2	2
65...	2	1
66...	51	15	12	11	1	3	12	5500	5.3	2	3
67...	17	4
68...	17	5	2	2	...	1	2	3	1	3
69...	35	10	3	2	1	3	1	...	4	9	3500	4.4	1	1
70...	23	9	7	7	...	2	1	...	1	9	4000	4.9	1
71...	23	7	2	2	...	4	3	1	...	7	4500	5.1	1
72...	23	5	4	3	1	1	1	4	1	1
73...	26	8	8	7	1	8	6500	5.4
74...	37	11	9	7	2	2	2	9	5000	4.3	2	2
75...	17	5	3	2	1	1	1	...	1	2	3	2
76...	31	10	8	8	...	2	1	1	...	6	5000	5.2	4	1
77...	12	4
78...	21	9	5	4	1	2	1	1	...	6	4000	4.5	2	1
79...	10	3
80...	23	6	2	2	...	4	3	...	1	4	2
81...	16	5	4	4	...	1	1	3	2
82...	10	4
83...	27	7	7	6	1	5	10500	5.4	2
84...	88	29	25	24	1	3	3	23	30000	6.6	3	2	1
85...	*52	17	17	17	17	25000	5.8
86...	126	39	36	35	1	3	1	2	...	31	19500	5.6	4	6
87...	48	14	13	13	...	1	1	14	11000	4.6
88...	52	16	16	16	10	11000	4.4	5	100	5.2
89...	99	25	25	25	23	15500	5.9	2	3
90...	30	9	9	9	9	18000	5.7
91...	150	51	49	47	2	2	2	38	14000	6.3	9	71	5.4	...	3
92...	47	19	19	15	4	12	12000	5.7	7	63	4.7
93...	50	20	19	19	1	12	10000	6.3	6	...	5.8
94...	**41	11	11	10	1	7	12500	5.3	3	1
95...	34	12	12	12	9	9500	4.7	3	2
96...	18	6	6	6	5	14500	6.8	1
97...	22	5	5	5	4	1
98...	50	14	14	14	11	10500	5.2	3	3
99...	37	12	12	11	1	8	9000	5.6	4	2
100...	12	4
101...	114	32	26	26	...	6	6	26	7500	5.3	5	58	5.0	...	5
102...	15	6	2	1	...	1	4	2	2
103...	20	8	1	1	...	3	1	...	2	4	1	2
104...	6	3
105...	41	13	4	4	...	6	6	11	4000	4.6	1	1	4
106...	46	18	15	15	...	3	2	1	...	16	4000	5.7	2	1	...
107...	38	11	3	2	1	5	5	...	3	7	4500	5.6	3	1
108...	91	26	15	14	1	10	9	...	1	19	5500	5.7	3
109...	54	17	12	12	...	5	4	1	...	14	7500	5.6	3	1
110...	15	4
111...	84	28	16	15	1	11	8	3	...	17	8000	6.2	9	45	5.0	...	3
112...	29	28	13	12	1	11	11	16	6000	5.8	8	172	5.1	...	4
113...	94	11	2	2	...	6	4	...	3	6	4000	4.2	4	1	...
114...	32	11	3	2	1	4	4	4	6	41	4.5	...	1
115...	46	16	6	6	...	7	6	1	...	7	7500	6.7	6	49	5.2
116...	62	20	12	11	1	8	7	13	7500	5.9	7	64	4.1	...	1
117...	55	20	10	10	...	6	3	3	...	4	5500	5.3	3	2
118...	68	20	9	8	1	11	10	1	...	14	8000	6.8	6	50	3.5	...	3
119...	49	13	7	7	...	6	6	9	8000	5.4	4	1
120...	59	16	11	11	...	5	5	16	6500	5.8	3
121...	6	2
122...	13	7	5	5	...	2	2	2	5	63	3.2
123...	24	7	7	7	4	3	1
124...	14	6	6	6	4	2
125...	80	30	30	30	19	13500	6.6	9	56	4.4	...	1
126...	23	9	6	13500	6.5	3
127...	112	35	34	32	2	1	1	24	15500	6.9	9	62	5.0
128...	46	11	11	11	10	20000	7.3
129...	38	19	18	17	1	1	1	6	...	5.8	12	68	3.9
130...	87	23	23	22	1	1	1	...	1	21	7500	6.0	3	3
131...	24	5	3	3	...	2	2	3	1
132...	3	1
133...	76	22	13	12	1	7	4	2	1	2	6500	5.5	3
134...	65	22	16	14	2	6	4	14	6500	5.6	5	46	4.4	...	3
135...	71	25	16	16	...	9	8	1	...	11	8000	5.3	14	48	4.4	1	3
136...	18	7	6	6	...	1	1	6	7000	5.0	1
137...	39	16	10	10	...	6	6	5	...	5.8	10	55	4.5
138...	58	26	16	16	...	10	8	2	...	18	7500	5.5	7	53	3.6	...	6
139...	97	38	18	13	5	14	4	10	...	13	6000	6.7	24	41	3.5
140...	58	23	2	1	1	13	10	1	2	11	3500	5.3	9	23	3.3	...	3

Table 2.—CHARACTERISTICS OF HOUSING UNITS, BY BLOCKS: 1960—Con.

["Total population" contains no persons in group quarters unless preceded by asterisk: one asterisk (*) denotes less than 10 percent; two asterisks (**), 10 percent or more]

Blocks within block numbering areas	Total population	All housing units by condition and plumbing									Occupied housing units							
		Total	Sound		Deteriorating			Dilapidated	Owner occupied			Renter occupied			Occupied by non-white	1.01 or more persons per room		
			Total	With all plumbing facilities	Lacking some or all facilities	Total	With all plumbing facilities		Lacking some or all facilities	Total	Average value (dollars)	Average number of rooms	Total	Average contract rent (dollars)			Average number of rooms	
141...	77	33	19	15	4	12	5	6	1	2	16	5500	5.8	15	50	3.7	...	2
142...	80	25	20	20	2	5	5	14	6500	5.1	9	58	5.2	...	2
143...	98	29	16	14	2	13	10	3	21	6000	6.1	7	64	2.9	...	5
144...	65	19	16	16	...	3	2	1	16	6000	5.4	1	2
145...	40	9	9	8	1	7	9000	5.1	2	2
146...	16	6	6	6	3	3
147...	13	3
148...	89	29	23	22	1	4	3	...	1	2	17	7500	5.6	10	62	4.7	...	3
149...	27	9	9	9	5	11500	6.4	4
150...	180	62	59	59	...	3	3	41	15000	6.9	19	91	4.7	...	2
151...	171	62	57	57	...	5	4	1	45	11000	5.7	14	67	3.4	...	2
152...	161	66	42	42	...	23	18	5	...	1	21	10000	5.9	41	60	4.6	...	3
153...	112	44	41	41	...	2	2	1	20	9500	6.3	20	60	4.0	...	1
154...	51	19	18	18	...	1	1	15	10000	6.0	1	1
155...	8	3	1
156...	28	6	4	4	...	2	2	5	6000	6.2	1	2
157...	29	6	5	5	...	1	1	5	4000	5.4	1	2
158...	6	1	1
159...	62	22	19	15	4	2	1	1	...	1	16	6500	5.4	4	1
161...	**74	20	13	12	1	5	3	2	...	2	12	4000	5.3	5	45	4.6	...	3
162...	*182	67	54	43	11	11	8	3	...	2	33	8500	5.6	24	48	3.9	...	7
163...	102	48	25	13	12	22	6	11	5	1	16	4500	5.7	22	35	3.7	...	3
164...	23	7	2	1	1	5	1	2	2	...	4	3	2
165...	4	1
166...	8	5	4	4	...	1	1	1	1	3
167...	54	29	26	17	9	1	1	2	7	12000	5.7	15	49	3.9	...	2
168...	94	44	40	38	2	3	3	1	18	7500	6.3	21	56	3.8	...	3
169...	**41	6	4	4	...	2	1	1	3	1	1
170...	7	3	3
171...	23	11	9	6	3	2	2	7	9000	7.4	1
172...	173...	*223	97	56	48	8	39	31	8	...	38	10500	5.5	43	71	3.7	...	5
174...	111	76	69	52	17	7	7	3	1	3	18	10000	5.4	47	50	2.7
175...	67	49	48	33	15	1	...	1	10	11500	5.7	32	47	2.6	...	2
176...	2	1
177...	17	12	12	12	1	11	40	3.1
178...	51	44	30	5	25	14	12	2	1	41	38	1.9
179...	92	59	43	36	7	16	8	8	15	12000	5.1	35	52	3.1	...	1
180...	101	39	24	22	2	15	9	6	20	8000	6.5	16	48	3.0
181...	68	26	16	14	2	8	8	2	8	11000	5.3	17	55	3.8	...	3
182...	78	39	35	29	6	4	4	14	10500	5.9	23	66	3.6	...	1
183...	185...	58	37	27	18	9	10	2	8	...	5	10500	5.2	29	48	2.8	...	1
184...	10	9	6	6	...	3	2	1	8	53	3.0
185...	20	23	23	6	17	13	37	2.8	...	1
186...	3	2
187...	7	2
188...	30	28	28	5	23	27	34	1.2	2	1
189...	31	26	26	2	24	22	36	1.6	...	4
190...	**92	30	13	11	2	10	6	4	...	7	5	8500	6.8	18	51	2.8	...	5
191...	59	30	25	22	3	5	...	5	7	...	5.6	18	49	2.8
192...	76	33	27	27	...	6	4	2	12	16000	7.3	18	55	3.2	...	1
193...	198...	96	44	40	39	1	4	4	22	13500	6.1	21	63	3.5	...	2
194...	66	26	20	18	2	5	5	1	16	7500	6.7	9	48	4.1	...	2
195...	21	20	20	20	11	10000	6.2	9	80	5.2
196...	96	33	17	11	6	16	14	2	11	10000	6.5	19	52	3.1	...	7
197...	24	8	7	7	...	1	1	7	9000	6.6	1	1
198...	58	18	6	6	...	12	12	13	8500	5.8	3	1
199...	23	9	8	6	2	1	1	5	...	3.2
200...	142	70	23	19	4	46	26	20	...	1	29	8000	6.1	38	45	2.8	...	1
201...	82	46	38	35	3	8	7	1	14	11500	6.0	27	77	3.4
202...	**11	2
203...	30	14	13	11	2	1	1	7	12000	6.0	6	44	3.3
204...	75	54	11	9	2	37	8	29	...	6	9	10000	5.8	35	45	2.6	...	1
205...	44	21	8	8	...	13	11	2	8	8500	5.9	10	54	4.8
206...	73	61	57	12	45	4	2	2	1	60	39	1.8	3	...
207...	49	36	18	8	10	15	1	14	...	3	6	8500	5.7	26	36	2.0	...	3
208...	12	16	16	2	14	1	8	33	2.1
209...	22	21	21	18	3	1	16	41	2.4
210...	26	21	10	10	...	10	9	1	...	1	1	19	42	1.9	...	1
B.....	*13389	4334	3479	3274	205	707	435	158	114	148	3546	8000	4.9	598	50	4.0	16	444
1...	5	2
5...	50	11	2	1	1	4	1	1	2	5	6	3500	5.8	5	16	3.4	...	5
10...	17	6	6	3	2	2
13...	9	2
14...	24	6	2	1	1	3	2	1	...	1	4	1	3
15...	65	13	2	1	1	11	3	7	1	...	10	3500	4.7	3	5
17...	122	39	6	5	1	26	12	12	2	7	22	3500	5.6	12	33	4.3	1	6
18...	6	4	2	2
19...	26	7	2	2	...	3	1	2	...	2	5	7500	6.0
20...	29	9	4	4	...	4	1	1	2	1	8	3500	3.9	1	1	2
21...	9	8	1	1	...	7	3	4	4	1	1	...
22...	45	20	5	3	2	13	3	10	...	2	11	3500	5.7	6	19	1.8
23...	13	4
24...	25	6	5	2	2	1	1	4	1	2	1
25...	83	21	5	4	1	12	5	4	3	4	16	3500	5.9	4	2	2
26...	9	3	4
28...	138	48	46	46	...	2	1	...	1	...	44	10500	4.4	3	4

City Block Characteristics

Table 2.—CHARACTERISTICS OF HOUSING UNITS, BY BLOCKS: 1960—Con.

["Total population" contains no persons in group quarters unless preceded by asterisk; one asterisk (*) denotes less than 10 percent; two asterisks (**), 10 percent or more]

Blocks within block numbering areas	Total population	All housing units by condition and plumbing								Occupied housing units								
		Sound				Deteriorating				Owner occupied			Renter occupied					
		Total	With all plumbing facilities	Lacking some or all facilities	Dilapidated	Total	With all plumbing facilities	Lacking some or all facilities	Dilapidated	Total	Average value (dollars)	Average number of rooms	Total	Average contract rent (dollars)	Average number of rooms	Occupied by non-white	1.01 or more persons per room	
29...	186	53	52	50	2	1	...	1	...	49	9500	4.7	4	2	
30...	133	42	42	42	37	8500	4.2	4	3	
31...	102	31	31	31	25	8000	4.1	4	4	
32...	60	16	16	16	14	8000	4.2	2	6	
33...	187	56	56	53	3	51	9000	4.5	4	10	
34...	60	18	18	18	17	11500	4.3	
35...	63	17	17	17	13	12000	4.8	4	2	
36...	47	16	14	14	...	2	...	2	...	11	9000	4.6	3	2	
37...	55	14	14	14	12	8000	5.1	2	2	
38...	44	17	17	17	16	8000	4.4	1	
39...	89	26	23	23	...	1	...	1	...	22	10000	4.6	2	5	
40...	13	3	
41...	170	53	53	53	46	10500	4.2	5	...	3.2	...	8	
42...	15	5	4	4	...	1	...	1	...	5	11000	5.2	
43...	71	23	23	23	20	12000	4.7	2	2	
44...	14	6	6	4	2	2	2	
45...	6	2	
46...	17	5	4	2	2	1	...	1	...	5	6500	4.0	1	
47...	181	60	58	57	1	2	2	2	...	52	15000	4.6	6	22	3.3	...	7	
48...	178	50	48	48	...	2	2	49	12000	4.7	5	
49...	65	20	19	19	...	1	1	19	12500	4.6	1	3	
50...	155	42	39	39	...	3	2	1	...	41	11500	5.0	1	6	
51...	36	13	12	11	1	1	...	1	...	11	13000	5.3	2	1	
52...	92	23	23	23	22	12500	4.8	1	1	
53...	98	32	31	31	1	31	10000	4.5	1	1	
54...	51	20	20	20	20	10000	4.3	
55...	44	15	15	15	14	11500	4.9	1	
56...	**159	67	31	23	8	25	17	7	1	32	8500	5.1	26	43	3.5	...	3	
61...	3	2	
64...	11	10	3	3	...	7	1	...	6	6	28	2.5	
65...	9	7	3	3	4	2	2	...	
66...	13	5	1	1	...	2	...	2	1	1	3	3	2	
67...	10	8	4	4	...	2	1	1	2	3	1	
68...	32	10	4	3	1	3	2	1	...	9	4000	4.7	1	
69...	**41	19	9	7	2	10	9	1	...	9	4000	5.9	4	1	
70...	37	16	15	7	8	1	1	6	8000	4.8	8	42	3.1	...	2	
71...	113	48	41	37	4	6	5	...	1	32	4500	5.3	12	37	3.9	...	2	
72...	133	46	42	42	...	3	3	37	6000	6.1	8	61	4.3	
73...	48	16	16	16	15	7000	6.1	1	
74...	52	19	15	12	3	4	3	1	...	12	4000	5.0	7	47	3.7	...	1	
75...	13	5	4	4	...	1	1	4	1	
76...	60	25	14	10	4	11	5	6	...	9	5500	4.4	13	42	3.8	...	2	
77...	**83	24	18	18	...	6	4	2	...	16	7500	5.2	6	61	4.5	...	2	
78...	71	20	20	20	18	7500	5.6	2	1	
79...	89	23	22	22	...	1	1	19	7000	6.1	3	4	
80...	**35	12	11	11	...	1	1	9	8000	5.4	3	
82...	28	9	3	3	...	1	1	7	5000	5.4	2	
83...	65	23	3	3	...	17	15	2	...	18	5000	5.4	2	1	
84...	23	12	6	6	...	5	2	1	2	11	5000	4.5	1	
85...	8	4	
86...	9	3	
87...	27	8	5	5	...	3	3	8	6500	4.4	1	
88...	27	12	9	8	1	3	2	1	...	11	8000	4.5	1	
89...	71	24	23	23	...	1	1	23	7000	4.5	1	3	
90...	67	22	18	18	...	4	4	21	8000	5.0	1	
91...	70	22	22	22	21	10000	4.6	1	2	
92...	57	20	20	20	19	10500	4.7	1	1	
93...	40	11	11	11	11	15000	5.1	1	
94...	86	22	22	22	19	13500	5.0	3	3	
95...	24	7	7	7	7	14500	5.1	
96...	15	4	
97...	27	27	27	1	...	1	...	24	11000	4.6	2	2	
98...	192	57	46	46	...	5	2	1	2	6	50	10000	4.5	5	54	4.0	...	10
99...	63	16	15	15	...	1	1	13	13500	5.3	3	1	
100...	99	31	29	29	...	2	3	1	...	27	9500	4.3	2	3	
101...	20	6	5	5	...	3	3	7	6000	4.1	1	1	
102...	60	20	15	13	2	5	5	16	9500	4.5	3	2	
103...	51	17	16	16	...	1	1	15	13500	4.9	2	1	
104...	58	16	16	16	15	14000	5.3	1	1	
105...	58	19	17	16	1	2	1	1	...	16	9500	4.8	1	2	
107...	50	19	16	16	...	2	1	...	1	18	9500	4.5	3	
108...	54	22	13	13	...	9	6	3	...	20	6000	4.4	2	
109...	12	
110...	75	13	12	1	18	6500	4.8	3	5	
111...	51	21	15	7	...	14	11	2	2	16	6000	5.0	5	61	3.8	...	1	
112...	40	16	15	15	2	8	5	...	3	12	7000	4.7	4	
113...	44	21	17	15	2	4	3	...	1	16	11500	5.8	3	
114...	57	17	13	12	1	4	2	2	...	13	8500	6.1	4	2	
115...	34	13	8	8	...	4	3	1	...	8	9000	5.8	5	50	4.0	...	1	
116...	75	32	27	22	5	5	3	2	...	20	9500	5.9	10	41	3.1	...	1	
117...	46	46	44	44	2	25	8000	5.4	19	49	4.1	...	1	
118...	*112	36	36	36	32	7000	5.9	4	3	
119...	*106	30	30	29	1	29	7000	5.8	1	1	
120...	125	39	35	35	...	4	4	26	6000	5.2	11	47	4.0	...	3	
121...	134	43	40	38	2	1	1	...	2	34	8000	6.4	7	51	3.6	...	3	
122...	56	20	20	20	19	6500	5.5	1	2	
124...	78	28	27	27	...	1	1	23	6500	5.0	2	2	

City Block Characteristics

Table 2.—CHARACTERISTICS OF HOUSING UNITS, BY BLOCKS: 1960—Con.

["Total population" contains no persons in group quarters unless preceded by asterisk; one asterisk (*) denotes less than 10 percent; two asterisks (**), 10 percent or more]

Blocks within block numbering areas	Total population	All housing units by condition and plumbing									Occupied housing units							
		Total	Sound			Deteriorating			Dilapidated	Owner occupied			Renter occupied					
			Total	With all plumbing facilities	Lacking some or all facilities	Total	With all plumbing facilities	Lacking some or all facilities		Total	Average value (dollars)	Average number of rooms	Total	Average contract rent (dollars)	Average number of rooms	Occupied by non-white	1.0f or more persons per room	
																		With flush toilet
214...	66	20	10	9	1	9	5	3	1	1	17	6000	4.3	4	7
215...	51	15	7	6	1	8	4	2	2	...	11	5000	4.6	4	1
216...	47	19	7	6	1	8	3	3	2	4	18	5000	3.7	4	
217...	64	20	10	10	...	10	7	2	2	...	16	5500	4.1	3	2	
218...	81	31	13	11	2	9	6	2	1	9	17	5000	4.3	8	34	3.9	6	
219...	30	8	7	7	...	1	1	8	5500	4.1	2	
220...	26	12	7	7	...	3	2	1	...	2	11	4500	3.7	
221...	25	8	4	4	...	4	3	...	1	...	7	5500	4.1	1	1	
222...	31	8	6	5	1	2	2	5	5500	5.2	3	1	
223...	21	8	6	6	2	7	8000	4.1	1	
224...	34	12	9	8	1	3	3	...	11	6500	4.2	1	1	
225...	10	4	
226...	15	4	
227...	27	8	2	1	1	6	4	...	2	...	4	4	1	
228...	37	12	5	5	...	6	6	1	10	3500	4.0	2	2	
229...	3	4	
230...	13	4	
231...	8	3	
232...	20	8	7	6	1	1	1	7	4500	4.9	
233...	16	3	
234...	52	16	7	7	...	7	3	...	4	2	13	4000	4.2	1	3	
235...	59	20	6	5	1	11	7	1	3	3	17	5000	4.6	1	3	
236...	73	20	7	6	1	13	10	...	3	...	14	6000	4.7	6	45	4.0	6	
237...	50	16	13	11	2	2	1	1	...	1	16	7000	4.8	1	
238...	48	15	13	12	1	2	1	...	1	...	13	5500	4.5	2	2	
239...	66	19	6	6	...	12	8	3	1	1	14	5500	4.4	4	7	
240...	2	1	
241...	48	11	6	6	...	4	1	...	3	1	11	5000	4.8	3	
242...	25	7	6	3	3	1	1	...	6	3500	4.0	3	
243...	50	15	14	7	7	1	1	...	12	5500	4.5	3	4	
244...	53	16	13	5	8	3	1	...	2	...	13	4500	3.8	1	4	
245...	55	14	9	6	3	4	4	1	11	5500	4.3	3	7	
246...	20	7	4	2	2	3	1	...	2	...	5	4500	4.0	1	1	
247...	13	8	3	1	2	3	...	1	2	2	5	4000	3.8	1	
248...	23	8	5	1	4	2	2	1	5	3500	4.4	1	1	
249...	56	14	3	1	2	9	2	2	13	3500	3.8	1	6	
250...	38	10	5	2	3	4	1	...	3	1	7	5000	4.6	1	5	
C.....	*9046	3179	1917	1663	254	893	521	234	138	369	2134	6500	5.1	834	43	3.7	104	345
1...	13	6	2	2	...	3	1	...	2	1	5	8000	5.0	
4...	233	64	32	32	...	8	5	1	2	24	42	7500	4.8	14	76	4.8	12	
5...	152	47	33	33	...	12	11	...	1	2	29	11000	5.1	14	64	4.2	4	
6...	114	37	10	10	...	22	16	5	1	5	29	8500	5.9	6	59	4.0	4	
7...	24	7	5	3	2	2	2	5	6000	6.2	2	1	
8...	7	3	
9...	9	4	
10...	3	1	
11...	27	9	1	1	...	6	6	2	7	4500	5.3	1	1	
12...	29	8	2	2	6	5	5000	6.4	3	6	
13...	29	9	3	3	...	5	3	...	2	1	7	6500	5.4	1	1	
14...	44	12	2	2	...	8	7	...	1	2	10	6000	5.7	2	1	
15...	111	33	15	15	...	16	13	2	1	2	31	6000	5.5	2	1	
16...	62	18	17	17	1	9	6000	4.8	7	55	5.1	1	
17...	28	7	1	1	...	6	5	1	4	3	1	
18...	34	11	6	5	1	...	5	8	5500	4.9	3	3	
19...	19	8	5	5	...	2	2	1	2	4	1	
20...	18	5	1	1	4	5	6000	4.4	2	
21...	22	5	5	3	2	2	
22...	12	4	
23...	14	6	4	4	...	2	2	5	9500	5.6	1	1	
24...	33	12	7	7	...	5	5	9	7500	5.2	3	1	
25...	53	19	13	12	1	4	4	2	12	6500	5.3	3	5	
26...	35	13	8	8	...	4	...	3	1	1	9	5500	4.4	2	2	
27...	20	8	5	5	...	2	2	1	5	5000	4.2	2	1	
28...	81	32	30	21	9	2	2	13	7500	5.5	17	45	3.2	1	
29...	85	39	25	23	2	11	2	6	3	3	22	5500	5.4	12	39	3.3	7	
30...	24	14	7	5	2	3	3	4	8	6000	5.9	3	4	
31...	23	6	6	5	1	5	6000	5.6	1	1	
32...	8	3	
33...	25	4	
34...	14	6	5	5	...	1	...	1	5	6000	5.6	
35...	15	5	5	5	5	8500	5.0	
36...	9	5	3	3	...	2	2	5	6000	4.8	
37...	12	3	
38...	14	5	4	4	...	1	1	5	9000	5.0	
39...	14	4	
40...	52	18	6	5	12	11	4500	4.5	5	...	4.0	3	
41...	78	26	2	2	...	17	14	...	3	7	22	4500	4.8	1	5	
42...	11	5	4	4	...	1	...	1	5	7000	5.8	
43...	23	5	3	2	1	2	2	5	7000	5.8	
44...	142	49	45	40	5	2	1	1	...	2	35	6500	6.5	12	53	4.5	4	
45...	12	4	
46...	64	22	21	19	2	14	9500	6.9	7	59	4.4	1	
47...	46	15	14	13	1	1	1	7	6500	5.6	7	54	5.6	...	
48...	21	6	6	5	1	1	5	5000	5.2	1	1	
49...	*#61	14	14	10	4	7	7000	5.3	6	50	3.3	1	
50...	77	25	24	22	2	1	1	19	9000	5.5	6	57	4.3	1	

Table 2.—CHARACTERISTICS OF HOUSING UNITS, BY BLOCKS: 1960—Con.

["Total population" contains no persons in group quarters unless preceded by asterisk: one asterisk (*) denotes less than 10 percent; two asterisks (**), 10 percent or more]

Blocks within block numbering areas	Total population	All housing units by condition and plumbing									Occupied housing units							
		Total	Sound			Deteriorating			Dilapidated	Owner occupied			Renter occupied			Occupied by non-white	1.01 or more persons per room	
			Total	With all plumbing facilities	Lacking some or all facilities	Total	With all plumbing facilities	Lacking some or all facilities		Total	Average value (dollars)	Average number of rooms	Total	Average contract rent (dollars)	Average number of rooms			
							With flush toilet	No flush toilet										
51...	31	16	16	16	14	10000	4.9	1	
52...	64	21	21	20	1	21	6000	5.3	1	1	
53...	79	30	29	29	...	1	1	26	7500	5.0	3	1	
54...	36	14	14	14	12	7500	4.9	2	
55...	31	13	13	13	9	9000	5.7	4	
56...	21	12	11	11	...	1	...	1	...	11	11000	5.3	1	
57...	34	12	12	12	11	10500	5.8	1	
58...	30	14	14	14	11	8500	5.3	2	
59...	32	12	12	12	12	12000	5.5	
60...	37	12	12	12	11	11000	5.4	2	
61...	19	6	6	6	6	11000	4.8	
62...	31	11	10	10	...	1	11	10000	5.4	
64...	42	13	11	11	...	2	...	1	...	8	7000	5.6	5	57	5.2	1	2	
65...	38	18	10	10	...	8	5	3	...	11	6000	4.8	6	46	5.0	1	...	
66...	43	15	10	9	...	2	...	2	3	6	4000	5.3	2	105	4.3	...	3	
67...	39	17	15	12	3	2	1	1	...	14	6000	5.5	2	
68...	33	14	14	14	11	7500	5.5	3	
69...	47	20	13	10	3	6	5	1	1	10	5500	5.9	9	47	3.6	
70...	28	10	10	10	7	...	7.0	2	
72...	**108	50	43	26	17	7	1	6	...	8	...	6.0	40	42	2.6	...	3	
73...	36	24	14	7	7	10	5	...	5.2	17	33	2.1	1	1	
74...	86	65	4	3	1	61	7	54	...	6	...	5.2	45	35	1.7	...	6	
75...	121	62	33	16	17	26	5	19	2	21	6000	5.8	37	40	2.6	1	4	
76...	15	4	5	
77...	105	46	21	14	7	19	10	9	...	6	13	7500	5.6	28	32	3.5	...	
78...	45	19	14	11	3	3	1	2	...	2	5	8000	5.8	13	40	4.2	1	
79...	61	19	13	13	...	3	2	1	...	3	11	9000	5.8	6	47	5.0	...	
80...	72	31	15	12	3	11	9	2	...	5	7	6000	5.0	21	37	4.0	...	
81...	80	28	19	17	2	9	8	1	...	22	8000	6.0	5	50	4.8	1	1	
82...	17	5	5	5	2	3	
83...	35	10	8	8	...	2	2	10	11500	5.3	4	
84...	110	41	26	24	2	9	9	...	6	27	8500	5.6	10	42	3.0	
85...	98	36	24	24	...	11	11	25	7000	5.6	9	53	4.4	...	1	
86...	41	13	12	12	...	1	1	10	10500	5.4	3	
87...	31	9	7	7	...	2	2	9	11000	6.6	2	5	
88...	125	42	15	15	...	18	16	2	...	22	7000	6.4	17	46	3.8	...	6	
89...	108	42	10	10	...	21	15	6	...	11	20	6500	5.7	16	44	3.3
90...	22	8	6	6	...	2	2	8	10000	5.6	
91...	37	12	7	7	...	5	5	10	5500	4.8	2	1	
92...	4	2	
93...	98	27	14	14	...	11	10	1	...	23	5500	4.9	3	1	7	
94...	77	27	19	17	2	8	6	...	2	26	6500	4.7	
95...	8	3	
96...	8	3	3	
97...	62	18	6	5	1	5	4	...	1	15	6000	5.3	2	3	
98...	56	17	9	4	5	3	2	1	...	5	13	4500	4.7	3	8	
99...	93	21	9	3	6	7	1	...	6	5	16	5000	4.5	3	
100...	5	1	
101...	5	2	
102...	40	9	6	4	2	3	1	1	...	6	4500	3.8	3	4	
103...	33	10	6	6	...	3	2	...	1	7	6500	4.7	3	1	
104...	30	11	10	7	3	7	5000	4.9	1	
105...	188	65	48	37	11	10	6	1	3	45	5500	5.3	15	47	3.9	...	6	
106...	69	22	18	12	6	2	...	2	2	17	5500	4.9	4	3	
107...	98	34	25	21	4	4	2	...	2	20	6000	5.3	10	54	4.1	...	4	
109...	105	35	8	6	2	8	7	1	...	19	4000	5.2	16	30	3.3	...	4	
111...	56	16	3	2	1	12	4	4	1	4	11	27	5.0	1	2	
112...	29	14	6	5	1	7	1	3	3	1	8	12500	4.4	6	33	2.2	2	
114...	22	12	2	2	...	10	1	9	...	3	9	43	2.3	5	1	
115...	5	4	
118...	5	4	
120...	7	4	
121...	4	4	
125...	20	7	5	4	1	1	1	5	3500	5.0	1	2	
126...	29	11	9	8	1	2	...	2	...	9	4500	5.4	1	3	
127...	66	23	8	6	2	14	10	3	1	15	4000	5.7	6	...	4.3	...	6	
128...	57	16	7	6	1	5	5	11	4000	4.8	4	4	
129...	39	9	9	9	9	3500	4.8	
130...	11	4	
131...	48	16	12	12	...	1	1	11	5500	5.3	4	1	
132...	30	16	12	11	1	4	4	7	7000	6.1	8	36	3.5	
134...	36	17	17	13	4	12	6500	5.5	3	
135...	8	3	1	
136...	27	9	3	3	...	4	1	...	3	7	5000	4.4	2	5	
137...	53	17	11	7	4	4	1	...	3	14	4500	4.4	1	1	
138...	29	8	7	7	1	1	1	10	5000	4.6	
139...	18	7	2	1	1	2	1	...	1	5	3500	4.4	2	1	
140...	25	11	10	4	6	1	9	5000	4.9	1	5	
141...	55	15	9	1	8	3	3	9	4000	4.2	6	28	3.5	
142...	24	10	4	1	3	2	2	7	4000	5.9	2	
143...	44	20	4	...	4	16	7	3500	4.0	10	17	3.5	...	2	
144...	36	9	2	1	1	4	1	...	3	4	5	27	4.2	...	4	
145...	19	8	...	4	...	2	1	...	1	2	2	
146...	5	3	2	
148...	30	11	6	3	3	2	2	3	3500	4.3	1	1	
149...	18	5	2	1	1	3	2	
150...	26	10	4	1	...	6	3	1	2	8	4000	4.4	2	

U.S. CENSUS OF HOUSING: 1960

Series HC(3)-163

CITY BLOCKS

Sioux City, Iowa

Prepared under the supervision of
WAYNE F. DAUGHERTY, Chief
Housing Division




U.S. DEPARTMENT OF COMMERCE

Luther H. Hodges, Secretary

BUREAU OF THE CENSUS

Richard M. Scammon, Director (From May 4, 1961)

Robert W. Burgess, Director (To March 3, 1961)





BUREAU OF THE CENSUS

RICHARD M. SCAMMON, *Director* (From May 4, 1961)
ROBERT W. BURGESS, *Director* (To March 3, 1961)

A. ROSS ECKLER, *Deputy Director*
HOWARD C. GRIEVES, *Assistant Director*
CONRAD TABUBER, *Assistant Director*
MORRIS H. HANSEN, *Assistant Director for Statistical Standards*
CHARLES B. LAWRENCE, JR., *Assistant Director for Operations*
WALTER L. KEHRES, *Assistant Director for Administration*
CALVERT L. DEDRICK, *Chief, International Statistical Programs Office*
A. W. VON STRUVE, *Acting Public Information Officer*

Housing Division—

WAYNE F. DAUGHERTY, *Chief*
DANIEL B. RATHBUN, *Assistant Chief*
BEULAH WASHBAUGH, *Special Assistant*
MILTON D. LIEBERMAN, *Chief, Coordination and Research*

Decennial Operations Division—GLEN S. TAYLOR, *Chief*
Electronic Systems Division—ROBERT F. DRURY, *Chief*
Field Division—JEFFERSON D. McPIKE, *Chief*
Geography Division—WILLIAM T. FAY, *Chief*
Population Division—HOWARD G. BRUNSMAN, *Chief*
Statistical Methods Division—JOSEPH STRINBERG, *Chief*

Library of Congress Card Number: A61-9347

SUGGESTED CITATION

U.S. Bureau of the Census. *U.S. Census of Housing: 1960. Vol. III, City Blocks.*
Series HC(3), No. 163.
U.S. Government Printing Office, Washington, D.C., 1961.

For sale by the Superintendent of Documents, U.S. Government Printing Office, Washington 25, D.C.
or any of the Field Offices of the Department of Commerce — Price 30 cents.

Table 1.—CHARACTERISTICS OF HOUSING UNITS, FOR THE CITY: 1960

Subject	Number	Percent	Subject	Number	Percent
All housing units	29,217	100.0	Occupied housing units—Con.		
CONDITION AND PLUMBING			COLOR		
Sound	24,088	82.4	White	27,345	98.4
With all plumbing facilities	22,062	75.5	Nonwhite	446	1.6
Lacking some or all facilities	2,026	6.9	PERSONS PER ROOM		
Deteriorating	3,943	13.5	1.00 or less	24,963	89.8
With all plumbing facilities	2,559	8.8	1.01 or more	2,828	10.2
Lacking some or all facilities	1,384	4.7	AVERAGE NUMBER OF ROOMS		
With flush toilet	1,210	4.1	Owner occupied	5.4	...
No flush toilet	174	0.6	Renter occupied	3.5	...
Dilapidated	1,186	4.1	VALUE AND RENT		
Occupied housing units	27,791	100.0	Average value	11,100	...
TENURE			Average contract rent	56	...
Owner occupied	18,445	66.4			
Renter occupied	9,346	33.6			

NOTE.—On the map for Sioux City, approximately 1,690 blocks are identified.

Table 2.—CHARACTERISTICS OF HOUSING UNITS, BY BLOCKS: 1960

["Total population" contains no persons in group quarters unless preceded by asterisk; one asterisk (*) denotes less than 10 percent; two asterisks (**), 10 percent or more]

Blocks within census tracts	Total population	All housing units by condition and plumbing								Occupied housing units								
		Sound				Deteriorating				Owner occupied				Renter occupied				
		Total	Total	With all plumbing facilities	Lacking some or all facilities	Total	With all plumbing facilities	Lacking some or all facilities	Dilapidated	Total	Average value (dollars)	Average number of rooms	Total	Average contract rent (dollars)	Average number of rooms	Occupied by non-white	1.01 or more persons per room	
1.....	*5732	1663	1066	983	83	493	323	81	89	104	1294	6500	4.8	286	46	4.2	21	296
10....	5	1
11....	6	2
12....	17	7	4	4	3	1	1	1	6	8500	5.5
15....	9	2
16....	4	1
17....	28	6	3	3	3	6	4500	4.5	2
18....	20	6	3	3	3	2	1	4	...	2	1
19....	23	10	5	4	1	4	1	2	1	8	8	3500	5.0	2	1
20....	22	7	1	...	1	6	6	6	3500	4.2	1	2
21....	27	7	6	5	1	1	1	3	4	2
22....	2	3
23....	12	6	2	2	4	3	1	3	...	1	1
25....	18	8	6	3	3	1	1	1	7	3500	4.3	1
26....	20	4
27....	14	3
28....	27	6	3	2	1	3	3	2	4	2
29....	21	8	2	2	...	4	1	2	5	4000	4.0	3	1
30....	18	11	5	2	3	6	2	2	2	8	8	3500	4.0
33....	78	24	6	6	...	16	3	7	6	2	21	5500	4.6	3	4
37....	144	36	23	22	1	8	3	2	3	5	28	6500	4.6	8	26	3.9	...	10
38....	46	10	4	4	...	5	4	...	1	1	9	5500	4.9	1	4
39....	51	15	14	14	...	1	1	15	7500	5.1	2
40....	14	4
41....	34	12	8	6	2	4	2	2	11	6500	4.8	1
42....	31	10	9	8	1	1	1	10	7500	5.0
44....	21	8	7	7	...	1	1	6	11000	4.7	2
45....	30	8	8	8	7	10000	4.6	1	2
46....	16	3
47....	57	17	14	14	...	3	3	14	5000	4.1	3	3
48....	45	13	8	4	4	3	2	1	...	2	11	5000	4.3	2	3
49....	58	15	13	13	...	2	2	15	6000	4.5	2
50....	149	46	35	33	2	11	5	2	4	...	41	4500	4.2	3	7
51....	46	11	9	8	1	1	1	...	8	5000	4.4	2	5
52....	64	17	12	11	1	4	2	1	1	...	17	5000	4.8	2
59....	63	19	14	12	2	5	4	...	1	...	18	6000	4.5	1	5
61....	31	7	3	3	...	4	2	1	1	...	6	7000	4.5	2
62....	56	16	14	13	1	2	1	1	14	4500	4.7	2	1
63....	26	8	8	7	1	7	8000	4.7	1	2
64....	17	6	6	6	4	2
65....	13	4
66....	25	8	8	8	8	6500	4.9
67....	39	11	11	10	1	10	6500	5.0	1	2
68....	11	3
69....	9	3
70....	49	16	11	11	...	4	4	...	1	...	12	7000	4.9	3	1
72....	11	4
73....	41	12	11	11	...	1	1	9	9500	5.3	3
74....	44	12	12	12	11	9500	5.2	1	2
76....	2
81....	152	42	39	36	3	1	1	2	28	8000	4.8	11	56	4.5	...	9
82....	57	16	16	16	13	10000	5.5	2	1

City Block Characteristics

Table 2.—CHARACTERISTICS OF HOUSING UNITS, BY BLOCKS: 1960—Con.

["Total population" contains no persons in group quarters unless preceded by asterisk; one asterisk (*) denotes less than 10 percent; two asterisks (**), 10 percent or more]

Blocks within census tracts	Total population	All housing units by condition and plumbing									Occupied housing units							
		Total	Sound			Deteriorating			Dilapidated	Owner occupied			Renter occupied			Occupied by non-white	1.01 or more persons per room	
			Total	With all plumbing facilities	Lacking some or all facilities	Total	With all plumbing facilities	Lacking some or all facilities		Total	Average value (dollars)	Average number of rooms	Total	Average contract rent (dollars)	Average number of rooms			
							With flush toilet	No flush toilet										
83...	20	7	2	1	1	3	1	1	2	4	7000	4.4	2	1	
84...	41	9	6	6	4	3	1	2	...	7	4500	3.6	1	3	
85...	27	7	3	2	1	4	1	1	2	5	3	
86...	11	5	1	1	1	1	1	...	3	4	1	
87...	9	4	
88...	9	4	
89...	63	23	10	4	6	7	...	1	6	16	4000	3.7	2	1	5	
90...	58	15	9	5	4	6	1	2	3	10	4000	4.0	3	5	
91...	29	7	3	2	1	3	1	1	1	5	...	4.0	1	4	
92...	29	8	2	2	1	5	1	...	4	7	3500	3.7	2	
93...	23	7	6	5	1	1	1	7	5000	4.0	1	
94...	71	30	7	7	...	15	5	3	7	20	4000	3.3	4	9	
95...	96	26	7	6	1	16	6	1	9	22	4500	3.8	1	1	10	
96...	5	2	
97...	159	42	39	37	2	3	1	...	2	33	9500	4.4	6	61	3.7	...	11	
98...	35	12	11	11	1	1	1	6	7500	4.3	4	3	
99...	29	7	6	5	1	1	...	1	...	6	7000	5.5	1	1	
100...	24	9	5	5	...	4	2	1	1	7	6000	5.4	1	1	
101...	134	32	30	28	2	2	28	6500	5.5	4	3	
102...	76	21	20	19	1	1	...	1	...	14	5000	5.2	6	53	5.0	...	1	
103...	34	14	14	12	2	10	5000	5.8	3	1	
104...	25	6	2	2	...	3	3	3	1	
109...	6	1	
110...	15	4	
111...	32	11	5	5	...	4	4	...	2	9	5500	4.7	2	2	1	
113...	37	12	5	5	...	5	5	...	2	9	5500	5.3	3	3	1	
114...	32	9	6	5	1	3	5	3500	5.4	1	2	2	
115...	21	4	
116...	14	4	
117...	29	7	1	1	...	1	1	...	5	5	6500	5.8	2	2	2	
118...	50	14	9	9	...	2	1	...	1	10	5500	4.5	4	1	4	
119...	9	3	
120...	45	13	13	13	6	7000	6.0	7	51	5.9	
121...	35	9	7	6	1	2	1	1	...	6	10000	5.8	3	2	
122...	59	18	16	16	2	2	...	2	...	17	7000	4.6	1	3	
123...	35	9	5	5	...	4	4	7	5000	6.0	2	1	
124...	48	15	12	11	1	3	3	13	6500	5.1	2	1	
125...	55	11	9	6	3	2	2	2	...	8	6000	5.9	3	2	
126...	37	12	10	8	2	2	2	7	6000	4.4	5	51	4.0	...	1	
127...	42	14	14	14	10	7000	7.2	2	
128...	39	10	10	9	1	10	7000	5.3	2	
129...	44	13	13	9	4	10	8000	4.5	2	4	
130...	78	28	12	11	1	13	13	...	3	18	7000	4.9	9	52	3.9	...	1	
131...	13	4	
132...	34	9	9	9	8	7500	4.5	1	3	
133...	55	11	11	11	11	13000	5.0	3	
134...	78	17	17	17	14	8500	4.9	2	6	
135...	177	43	42	42	...	1	1	34	7000	4.3	6	71	4.5	...	15	
136...	182	48	14	14	...	27	20	5	2	39	5500	4.7	5	...	4.0	1	11	
137...	29	7	3	2	...	1	4	5	29	5.6	...	2	
138...	24	13	7	7	...	6	5	1	...	10	...	4.0	1	
139...	56	23	16	13	3	7	4	2	1	18	...	3.2	5	30	4.0	...	6	
141...	94	28	27	25	2	1	1	27	6000	3.8	1	3	
142...	91	25	13	13	...	12	11	1	...	21	7000	5.8	4	
143...	60	15	4	4	...	11	11	13	7000	5.6	1	2	
144...	50	12	10	10	...	2	2	11	8500	5.2	1	5	
145...	49	9	6	6	...	3	3	8	7500	5.4	1	2	
146...	41	8	4	4	...	3	3	...	1	5	7500	5.2	2	3	
147...	16	5	2	2	...	3	3	4	1	
148...	38	7	5	4	1	2	2	6	8500	5.2	1	3	
149...	22	5	3	3	...	2	1	1	...	4	1	1	
150...	46	13	11	11	...	2	2	13	6500	4.8	2	
151...	26	8	5	5	...	3	3	6	7500	6.0	2	1	
152...	45	16	14	13	1	2	2	12	6000	5.8	3	1	
153...	30	8	4	4	...	4	3	1	...	6	...	6.3	2	
154...	67	21	10	9	1	11	8	3	...	15	6500	5.9	6	51	4.3	...	1	
155...	44	16	10	10	...	6	4	2	...	14	6000	5.2	2	1	
156...	70	24	2	2	...	22	16	6	...	15	6500	5.4	7	43	3.7	...	1	
157...	38	18	4	3	1	9	9	...	5	7	7000	6.0	9	43	3.8	
158...	37	12	8	8	...	4	4	7	8000	5.9	4	1	2	
159...	71	33	9	9	...	21	17	4	...	14	6500	5.1	17	39	3.0	...	1	
160...	44	10	2	2	...	8	8	6	7500	6.2	4	3	
161...	33	10	6	6	...	4	4	7	6500	5.3	3	1	
162...	25	8	3	2	1	5	4	1	...	8	6500	5.8	
163...	47	12	8	7	1	4	4	11	7000	6.1	2	
164...	**50	9	7	7	...	2	1	1	...	8	9000	5.5	1	1	3	
165...	21	6	2	2	...	3	2	...	1	5	7000	4.6	1	2	
166...	10	3	
167...	277	80	37	34	3	38	20	4	14	63	7000	4.8	10	32	4.0	...	18	
168...	50	15	7	7	...	6	3	1	2	10	7000	4.9	4	2	
2.....	*3997	1104	955	915	40	132	108	19	5	17	908	9500	5.2	173	56	4.2	1	144
1...	22	6	6	5	1	6	17500	5.2	1	
2...	81	22	18	17	1	4	2	1	1	21	9500	5.4	1	2	
3...	30	8	7	6	1	1	1	7	9000	5.9	1	
4...	88	22	15	11	4	6	4	2	...	16	9500	5.1	5	...	4.4	...	5	
5...	145	36	27	22	5	8	5	2	1	28	10000	5.4	6	50	4.8	...	9	

Table 2.—CHARACTERISTICS OF HOUSING UNITS, BY BLOCKS: 1960—Con.

["Total population" contains no persons in group quarters unless preceded by asterisk: one asterisk (*) denotes less than 10 percent; two asterisks (**), 10 percent or more]

Blocks within census tracts	Total population	All housing units by condition and plumbing									Occupied housing units								
		Sound					Deteriorating				Dilapidated	Owner occupied			Renter occupied			Occupied by non-white	1.01 or more persons per room
		Total	With all plumbing facilities	Lacking some or all facilities	Total	With all plumbing facilities	Lacking some or all facilities		Total	Average value (dollars)		Average number of rooms	Total	Average contract rent (dollars)	Average number of rooms				
							With flush toilet	No flush toilet											
6...	156	49	41	40	1	4	3	1	...	4	36	8000	5.0	11	55	4.3	...	3	
7...	61	15	15	15	11	13000	5.1	4	5	
8...	35	8	8	8	7	10000	5.6	1	2	
9...	39	12	10	10	...	2	2	12	6500	4.5	1	
10...	20	7	5	5	...	1	1	6	8500	5.3	1	
11...	16	7	7	7	5	7000	4.8	
12...	67	20	19	19	...	1	1	18	9000	5.1	2	2	
13...	115	27	26	24	2	1	1	27	9000	5.3	3	
14...	44	14	14	14	11	6500	5.5	2	2	
16...	57	16	16	15	1	14	7500	4.1	1	5	
17...	79	24	24	23	1	22	8500	5.2	2	3	
18...	55	14	14	14	13	9500	5.5	1	1	
19...	50	14	14	13	1	13	9500	4.8	1	1	
20...	67	15	15	15	12	9500	5.3	3	3	
21...	56	15	13	11	2	1	...	1	...	1	9	8500	5.3	6	4.3	1	
22...	28	12	12	12	8	10000	5.5	2	3	
23...	32	10	10	10	7	8000	5.3	3	2	
24...	76	18	15	15	...	3	2	1	17	7500	5.4	1	5	
25...	68	19	16	16	...	2	2	1	17	9000	5.4	2	2	
26...	44	16	16	16	13	9500	5.3	2	
27...	57	20	18	18	...	2	...	2	15	8500	5.1	4	2	
28...	78	23	23	21	2	17	7500	5.1	6	4.7	4.7	...	3	
29...	47	14	14	12	2	11	8000	5.6	2	2	
30...	34	5	5	4	1	3	...	6.6	1	
31...	22	6	5	5	...	1	1	5	10000	6.6	1	2	
32...	24	6	5	5	...	1	1	5	8500	4.4	1	
33...	11	4	9	3.4	3.1	1	3	
34...	48	16	12	8	4	3	2	1	...	1	7	9000	4.9	1	4	
35...	109	36	32	28	4	4	2	2	21	8000	5.0	15	5.1	3.3	...	2	
36...	64	21	21	18	3	16	8500	5.2	5	...	4.2	
37...	29	8	6	6	...	2	2	7	8000	5.9	1	4	
38...	100	31	24	24	...	5	5	2	24	9500	5.4	5	6.7	4.4	
39...	59	14	8	8	...	5	5	1	5	6500	4.6	9	4.6	3.9	...	6	
40...	60	13	11	11	...	2	2	12	10000	4.6	1	4	
41...	96	22	21	21	...	1	1	22	10500	5.0	5	
42...	38	12	12	12	12	8500	4.8	2	
43...	71	17	15	15	...	2	2	17	9500	5.4	3	
44...	**46	14	13	13	...	1	1	11	7500	5.7	3	
45...	53	14	11	9	2	2	2	1	14	9000	5.4	2	
46...	24	12	10	10	...	2	2	8	10500	5.0	2	
47...	79	28	26	26	...	2	2	24	10000	4.8	3	2	
49...	16	5	4	4	...	1	1	5	13500	5.8	
50...	95	22	15	14	1	7	7	16	9500	5.3	6	6.5	5.8	...	4	
51...	96	32	28	28	...	4	4	26	8000	5.2	6	5.2	5.5	...	1	
52...	75	20	18	14	...	6	6	18	10500	5.3	2	2	
53...	67	24	20	20	...	4	4	23	10500	5.0	1	
54...	73	21	20	20	...	1	...	1	19	12500	5.6	2	3	
55...	67	21	21	21	17	15500	5.1	4	3	
56...	82	27	22	22	...	5	4	1	26	11000	5.4	1	3	
57...	50	17	16	16	...	1	1	15	8500	4.7	2	1	
58...	**310	41	37	37	...	3	2	1	...	1	37	15500	5.9	4	7	
59...	34	9	8	8	...	1	1	7	16000	6.7	2	1	
60...	11	4	
61...	*213	55	36	35	1	17	14	1	2	2	44	8000	5.0	10	3.8	4.8	...	7	
62...	8	3	1	
63...	36	12	5	5	...	7	5	2	11	6000	5.5	1	
64...	84	29	26	26	...	3	3	25	10000	5.2	3	3	
3.....	*4094	1267	1241	1231	10	22	21	1	...	4	971	17000	5.8	216	91	4.1	...	85	
1...	**180	53	52	52	...	1	...	1	37	16500	5.8	12	166	5.0	...	2	
2...	17	9	9	9	9	37000	6.4	
3...	84	28	27	27	...	1	1	25	18500	5.0	1	2	
4...	12	5	5	5	3	
5...	42	12	12	12	12	29000	7.5	
6...	54	21	21	21	19	21000	6.7	1	
7...	136	42	42	42	36	21000	5.6	5	...	5.0	...	1	
8...	53	19	19	19	18	15500	6.2	1	
9...	69	23	18	18	...	4	4	1	17	18500	6.4	5	...	4.0	
10...	55	15	15	15	14	17000	5.4	1	2	
11...	33	12	12	12	6	9000	4.0	7	4.0	1	
12...	47	16	16	16	11	13000	4.4	4	1	
13...	85	22	22	22	20	17500	5.7	2	5	
14...	77	26	26	26	23	13500	5.3	3	
15...	30	8	8	8	7	15500	5.6	1	
16...	8	3	
17...	63	25	25	25	23	17500	5.4	2	
18...	65	22	22	22	17	25000	5.2	4	
19...	93	23	18	18	...	5	5	21	15500	6.3	2	2	
20...	80	28	28	28	28	14500	6.0	1	
21...	43	14	14	14	14	19500	5.1	1	
22...	47	14	14	14	11	33000	6.4	1	1	
23...	*484	165	162	155	7	2	2	1	78	13500	4.9	58	90	3.8	...	23	
24...	49	12	10	9	1	1	1	1	10	8000	4.4	1	3	
25...	41	12	12	12	9	29000	6.1	1	
26...	45	10	10	10	9	27000	6.2	1	1	
27...	43	18	18	18	16	15000	4.4	2	1	
28...	63	17	16	16	...	1	1	17	17500	5.2	1	

City Block Characteristics

Table 2.—CHARACTERISTICS OF HOUSING UNITS, BY BLOCKS: 1960—Con.

["Total population" contains no persons in group quarters unless preceded by asterisk: one asterisk (*) denotes less than 10 percent; two asterisks (**), 10 percent or more]

Blocks within census tracts	Total population	All housing units by condition and plumbing									Occupied housing units							
		Total	Sound			Deteriorating			Dilapidated	Owner occupied			Renter occupied			Occupied by non-white	1.01 or more persons per room	
			Total	With all plumbing facilities	Lacking some or all facilities	Total	With all plumbing facilities	Lacking some or all facilities		Total	Average value (dollars)	Average number of rooms	Total	Average contract rent (dollars)	Average number of rooms			
								With flush toilet										No flush toilet
29...	29	11	9	9	...	2	2	9	17500	6.9	1
30...	62	18	18	18	18	18500	6.4	1
31...	77	23	23	23	22	14000	6.0	1	1
32...	75	25	25	25	25	13500	5.3	1
33...	78	19	19	19	19	18500	5.6	1
34...	28	7	7	7	6	30000	6.7	1
35...	54	12	12	10	2	11	9000	4.5	1	2
36...	11	3
37...	45	13	12	12	11	7500	4.8	1
38...	16	6	6	6	5	17000	5.8
39...	59	18	18	18	17	13500	5.2	1	1
40...	161	44	44	44	41	15000	5.9	2	3
41...	70	20	20	20	18	15000	6.2	2
42...	109	24	24	24	23	15000	7.0	1	1
43...	137	35	34	34	...	1	1	33	15500	6.8	2	3
44...	115	34	33	33	...	1	1	29	12500	6.3	5	84	5.0	...	1
45...	124	31	31	31	30	16500	5.5	1	3
46...	60	14	13	13	...	1	1	13	9500	5.0	1	4
47...	35	10	10	10	10	25000	6.2
48...	64	16	16	16	15	23000	5.9	1	3
49...	34	9	9	9	9	13500	6.9
50...	62	17	16	16	...	1	1	17	15500	7.1
51...	89	24	24	24	16	16000	7.0	8	68	4.5	...	2
52...	**17	1
53...	14	5	5	5	4	1
54...	70	18	18	18	15	14500	5.4	3	3
55...	*140	79	79	79	51	99	3.7	...	4
56...	59	23	23	23	18	14500	5.3	5	63	3.0
57...	53	19	19	19	13	17000	6.7	6	45	3.2
58...	49	15	15	15	9	22000	7.3	6	54	4.3	...	1
4.....	3958	1228	1208	1202	6	13	10	...	3	7	1110	18500	5.8	94	101	4.4	...	42
1...	67	17	17	17	17	14500	6.4
2...	197	52	51	51	50	28000	6.8	1	2
3...	7	3
5...	41	11	9	9	2	9	16000	5.4	2	3
6...	45	12	12	12	12	24000	6.4
7...	69	22	22	22	21	20000	5.9	1
8...	52	15	15	15	14	29000	6.3
9...	34	9	9	9	8	23000	6.1
10...	15	5	5	5	5	25000	5.2
11...	8	3
12...	21	8	8	8	6	30000	5.8
13...	74	18	18	18	18	26000	6.3
14...	40	12	12	12	12	20000	5.3
15...	31	9	9	9	7	20000	5.7	2
16...	35	8	8	8	8	30000	7.6
17...	25	8	8	8	7	31000	6.6
18...	26	8	8	8	7	35000	6.0	1
19...	28	9	9	9	9	30000	6.6
20...	41	14	14	14	14	38000	7.6
21...	78	24	24	24	22	34000	8.0	1
22...	31	9	9	9	9	31000	8.2
23...	31	8	8	8	8	37000	8.4
24...	42	11	11	11	11	35000	7.3
25...	6	2
26...	271	84	78	78	...	5	2	...	3	1	80	19500	5.6	1	7
27...	18	6	6	6	5	35000	7.6
28...	26	8	8	8	8	14000	4.5	1
29...	27	8	8	8	5	12500	4.4	3
30...	32	8	8	8	7	15000	6.0	1	1
31...	21	7	7	7	7	20000	5.1	1
32...	46	15	14	14	...	1	1	15	18000	5.5
33...	63	18	18	18	17	19500	6.0	1
34...	64	23	23	23	19	14500	6.6	3
35...	81	25	25	25	23	15500	6.1	2
36...	90	25	25	25	25	14000	5.3	3
37...	76	22	22	22	20	13500	5.2	2	2
38...	27	10	10	9	1	9	10500	5.1
39...	35	13	13	13	10	12000	5.2	1
40...	11	4
41...	102	30	30	29	1	27	13000	5.3	3
42...	34	10	10	10	9	12000	4.9
43...	14	4
44...	42	14	13	13	...	1	1	13	15000	4.9	1	1
45...	66	17	17	17	12	15500	5.6	5	235	4.0	...	1
46...	62	21	21	21	20	13500	6.5	1
47...	125	36	34	34	...	2	2	32	13500	5.7	3	2
48...	106	36	33	33	...	3	3	31	16000	5.5	5	94	4.8	...	2
49...	127	35	35	35	33	16000	5.9	2	3
50...	102	33	33	33	33	14000	4.8	2
51...	86	28	28	28	28	13500	4.8	3
53...	20	8	8	8	8	13000	5.1
54...	13	5	5	5	5	17000	4.4
55...	39	10	10	10	7	12000	4.6	3	1
56...	47	18	18	18	18	15500	5.3
57...	78	30	30	30	27	16000	5.6	3

Table 2.—CHARACTERISTICS OF HOUSING UNITS, BY BLOCKS: 1960—Con.

["Total population" contains no persons in group quarters unless preceded by asterisk; one asterisk (*) denotes less than 10 percent; two asterisks (**), 10 percent or more]

Blocks within census tracts	Total population	All housing units by condition and plumbing									Occupied housing units								
		Sound					Deteriorating				Disap- idated	Owner occupied			Renter occupied			Occu- pied by non- white	1.01 or more per- sons per room
		Total	With all plumb- ing facil- ities	Lack- ing some or all facil- ities	Total	With all plumb- ing facil- ities	Lacking some or all facilities		Total	Average value (dollars)		Average num- ber of rooms	Total	Average con- tract rent (dollars)	Average num- ber of rooms				
							With flush toilet	No flush toilet											
58...	20	7	7	7	7	15500	5.4	
59...	48	18	18	18	18	15000	5.8	
60...	59	18	18	18	17	15500	6.2	1	
61...	40	12	12	12	11	17500	5.9	1	
62...	65	18	18	18	17	18500	5.8	1	
63...	68	24	24	24	16	15500	6.5	3	1	
64...	50	15	15	15	13	14000	6.5	2	
65...	70	23	23	23	19	16500	7.4	4	
66...	62	16	16	16	13	17500	6.9	3	
67...	25	8	8	8	8	20000	5.5	1	
68...	22	8	8	8	8	12500	4.8	
69...	54	30	30	30	27	9500	3.4	3	
70...	77	22	22	22	22	16000	5.4	2	
71...	76	19	18	18	...	1	1	17	12500	5.5	2	1	
72...	37	14	14	14	11	14000	5.0	3	
73...	54	27	27	23	4	16	17500	5.1	11	60	2.8	
74...	63	19	19	19	15	13000	6.6	2	
75...	73	22	22	22	12	16500	7.0	10	87	3.6	...	1	
5.....	*3416	905	826	772	54	64	44	11	9	15	784	11000	5.1	101	63	4.5	1	130	
1...	11	4	
2...	305	92	79	49	30	11	1	4	6	2	65	9500	5.1	18	28	4.2	...	16	
3...	27	8	8	8	7	9000	4.3	2	
4...	20	8	7	5	2	1	6	14500	5.0	
5...	225	56	54	48	6	2	2	...	2	...	51	12000	5.2	5	63	4.4	...	14	
6...	**237	21	21	21	21	10500	5.0	2	
7...	43	12	11	9	2	1	1	...	10	21000	5.8	2	1	
8...	72	21	21	21	19	17500	5.4	2	2	
9...	19	8	8	8	8	22000	5.4	
10...	20	6	6	6	6	13000	4.7	1	
11...	74	20	20	20	16	11500	5.1	3	2	
12...	83	18	18	18	18	12000	5.1	5	
13...	60	16	15	15	...	1	1	15	9500	4.9	1	4	
14...	57	17	11	11	...	4	4	2	13	8000	4.5	4	3	
15...	79	21	21	21	19	11500	4.5	2	5	
16...	20	4	
17...	62	19	19	19	18	12500	5.2	1	
19...	56	14	12	12	...	1	1	1	12	8500	4.4	2	4	
20...	34	12	10	10	...	2	2	12	7500	4.9	3	
21...	57	13	12	11	1	1	1	12	8500	5.5	1	2	
22...	85	18	15	15	...	2	2	1	17	9000	5.0	1	6	
23...	64	22	20	20	...	1	1	1	22	11000	5.1	2	
24...	100	26	24	24	...	2	2	23	12500	5.3	3	3	
25...	87	23	18	17	1	5	2	3	16	9500	4.8	6	68	4.8	...	4	
26...	64	15	13	13	...	2	2	15	9000	5.1	3	
27...	33	8	2	2	...	3	2	1	...	3	7	6000	5.6	1	1	
28...	28	8	6	6	...	2	2	8	9000	4.4	1	
29...	44	12	10	10	...	2	1	1	10	8000	5.1	2	1	
30...	31	10	10	8	2	8	9000	4.6	2	
31...	66	17	13	13	...	4	4	16	8500	5.1	1	3	
32...	42	12	11	11	...	1	1	6	8500	5.0	6	61	4.5	
33...	69	15	12	12	...	3	3	10	10500	5.8	5	88	4.6	1	2	
34...	30	8	6	6	...	2	2	6	9500	6.3	1	2	
35...	48	10	10	10	9	10000	5.4	1	1	
36...	33	9	9	9	9	11500	4.3	
37...	31	9	9	9	8	14000	5.5	1	
38...	15	3	
39...	42	12	12	12	10	15000	5.2	2	1	
40...	42	12	12	12	12	10000	5.0	1	
41...	47	12	11	11	...	1	1	11	11000	5.2	1	2	
42...	24	8	8	8	8	10500	5.1	9	
43...	220	65	61	60	1	4	4	56	10000	4.8	9	65	4.2	...	5	
44...	134	43	35	35	...	4	4	4	38	8000	4.8	3	
45...	21	7	7	7	5	10500	5.2	2	
46...	29	11	11	11	11	11000	5.1	
47...	57	20	20	20	20	12000	5.1	
48...	29	9	9	9	9	10500	5.1	
49...	**76	16	16	16	13	11000	5.0	3	1	
50...	61	19	19	19	18	14000	5.2	1	
51...	40	12	12	12	11	17000	5.2	1	1	
52...	36	11	11	11	11	14000	4.8	1	
53...	28	8	5	4	1	3	1	2	5	9500	6.4	1	5	
54...	69	18	18	11	7	14	11000	5.4	3	
55...	18	3	
56...	12	4	
6.....	3297	1023	944	851	93	51	33	16	2	28	802	7500	4.7	164	55	3.8	6	163	
1...	64	16	8	8	...	7	7	1	10	7000	5.3	6	40	4.2	...	5	
2...	18	8	8	8	...	1	6	6000	4.5	2	
3...	34	14	14	14	12	10000	4.8	2	
4...	121	48	47	44	3	1	1	39	7000	4.4	7	48	3.6	...	2	
5...	24	6	5	5	...	1	1	6	7000	4.3	2	
6...	30	8	6	6	6	9000	4.5	1	1	
7...	34	9	8	8	...	1	...	1	8	13000	5.1	1	1	
8...	31	10	10	10	9	12000	5.4	1	
9...	33	10	10	10	10	9000	4.2	2	

City Block Characteristics

Table 2.—CHARACTERISTICS OF HOUSING UNITS, BY BLOCKS: 1960—Con.

("Total population" contains no persons in group quarters unless preceded by asterisk; one asterisk (*) denotes less than 10 percent; two asterisks (**), 10 percent or more)

Blocks within census tracts	Total population	All housing units by condition and plumbing									Occupied housing units						1.01 or more persons per room		
		Total	Sound			Deteriorating			Dilapidated	Owner occupied			Renter occupied			Occupied by non-white			
			Total	With all plumbing facilities	Lacking some or all facilities	Total	With all plumbing facilities	Lacking some or all facilities		Total	Average value (dollars)	Average number of rooms	Total	Average contract rent (dollars)	Average number of rooms				
10...	26	9	9	7	2	6	11000	4.5	3	2
11...	8	3
12...	59	23	16	15	1	7	4	3	19	7500	4.6	6	41	3
13...	104	43	39	34	5	4	4	19	6500	5.2	10	56	6
14...	10	9	5	5	...	4	...	4	9	29	1
15...	29	10	10	9	1	10	9000	5.1	1
16...	4	2
17...	34	9	9	8	1	7	6500	5.0	1	3
18...	41	13	9	9	...	1	1	7	7000	4.6	2	1
19...	22	7	6	6	10	9500	4.4	1
20...	54	15	14	14	1	...	13	9500	5.2	2	1
21...	28	10	7	7	...	3	1	2	8	7000	4.4	2
22...	7	8	8	8	1	2
23...	110	33	33	31	2	17	8500	4.8	16	66	6
24...	40	13	13	13	17	8500	4.5	1
25...	31	13	12	12	11	8500	4.6	2	1
26...	13	4	1
27...	18	8	5	5	...	1	1	5	9000	5.4	3
28...	36	11	9	9	2	...	10	7000	4.7	1	2
29...	69	20	17	17	...	3	3	17	7500	4.5	2	4
30...	53	17	13	12	1	3	3	1	16	8000	4.5	1	2
31...	86	22	19	19	...	3	3	21	9000	5.0	1	3
32...	51	14	14	14	14	8500	4.8	3
33...	19	7	7	7	6	11500	4.7	1
34...	15	4
36...	47	14	14	14	13	7500	5.2	1	1
37...	60	17	17	16	1	17	10500	4.6	1
38...	43	13	13	13	10	8500	4.6	2	3
39...	78	20	20	18	2	16	8000	4.8	3	6
40...	52	12	3	3	...	5	3	2	...	4	10	5500	4.4	2	4
41...	39	10	10	6	4	10	4500	4.9	3
42...	38	9	9	7	2	6	5500	4.7	2	3
43...	43	9	9	6	3	9	4000	4.3	3
44...	8	2
45...	38	8	8	...	2	7	7000	4.6	1	2
46...	46	14	14	14	13	8500	4.8	1	2
47...	37	12	11	8	3	1	...	1	10	5500	4.2	2	3
48...	38	12	12	11	1	12	7500	4.6
49...	50	16	16	16	16	7500	5.1	1
50...	73	20	20	20	18	8000	5.1	2
52...	49	16	16	14	2	12	7000	4.8	4	3
53...	45	12	12	12	12	7500	5.2	3
54...	12	3
55...	31	16	16	10	6	5	7000	4.8	11	37	1
56...	58	20	20	14	6	16	6500	5.2	4	4
57...	68	16	16	16	12	7000	4.8	4	1
58...	49	16	16	16	16	7500	4.9	4
59...	37	12	11	11	...	1	...	1	12	6500	4.8	2
60...	45	13	13	13	9	10000	5.1	2	2
61...	61	16	16	15	1	13	7000	4.7	1	6
62...	37	13	13	12	1	11	6000	4.5	1	1
63...	17	5	5	4	1	5	6500	5.2
64...	14	6	5	3	...	1	...	1	5	5000	4.8	1
65...	34	19	13	8	5	10	5500	3.7	4
66...	38	9	9	2	7	6	6	5000	3.7	2	3
67...	17	3
68...	33	6	5	...	4	6	4500	4.0	4
69...	30	8	8	8	1	...	7	7000	4.4	1	3
70...	42	12	12	12	9	7000	4.9	3	1
71...	39	12	12	12	11	8000	4.6	1	1
72...	46	13	13	11	2	12	8500	5.0	1	2
73...	35	7	7	7	4	3	3
74...	63	24	24	15	9	5	6000	4.6	15	52	6
75...	62	19	19	19	19	6000	3.9	3
76...	75	21	21	21	17	9500	5.5	3	3
77...	72	24	24	24	22	6500	5.0	1	2
78...	31	7	4	4	...	3	1	1	1	...	5	5500	4.4	2	2
79...	44	13	13	11	2	12	6500	4.9	2
80...	67	18	17	11	6	1	...	1	11	7000	4.8	7	34	4
7.....	2292	674	459	420	39	149	108	20	21	66	544	7500	4.8	82	46	4.....	119
1...	146	46	32	28	4	9	...	5	4	5	32	7500	5.2	7	45	5.....	1	...	7
2...	103	34	28	26	2	4	4	2	28	10000	5.6	2	5
3...	88	23	6	6	...	11	9	1	1	6	19	6500	5.1	2	3
4...	15	3
5...	16	4
6...	36	10	4	3	1	4	3	...	1	2	8	5000	5.5
7...	14	4	2
8...	14	4
9...	22	3
10...	20	7	5	2	3	2	1	1	7	4500	4.6	1
11...	36	11	8	4	4	3	1	...	2	...	11	4500	4.0	2
12...	20	4
13...	12	3
14...	41	13	11	10	1	2	12	5500	4.4	1	1
15...	24	6	6	5	1	6	7500	5.8
16...	39	11	11	11	8	9000	4.6	3	2

Table 2.—CHARACTERISTICS OF HOUSING UNITS, BY BLOCKS: 1960—Con.

["Total population" contains no persons in group quarters unless preceded by asterisk; one asterisk (*) denotes less than 10 percent; two asterisks (**), 10 percent or more]

Blocks within census tracts	Total population	All housing units by condition and plumbing								Occupied housing units								
		Total	Sound		Deteriorating			Dilapidated	Owner occupied			Renter occupied			Occupied by non-white	1.01 or more persons per room		
			Total	With all plumbing facilities	Lacking some or all facilities	Total	With all plumbing facilities		Lacking some or all facilities	Total	Average value (dollars)	Average number of rooms	Total	Average contract rent (dollars)			Average number of rooms	
17...	33	7	6	4	2	1	...	1	...	4	3	5	
18...	6	3	
19...	18	5	4	2	2	4	1	
20...	78	28	15	11	4	8	3	2	1	19	6000	4.7	4	3	
21...	19	5	3	3	...	2	2	5	7500	4.2	1	
22...	48	14	10	8	2	2	1	1	2	8	6000	4.5	5	...	3.8	...	4	
23...	59	17	14	14	...	2	1	1	1	15	6000	4.9	3	
24...	36	9	8	7	1	1	1	8	7000	4.3	1	3	
25...	46	12	12	12	10	5000	4.5	1	4	
26...	10	3	
27...	8	4	
28...	35	11	8	8	...	2	2	...	1	7	5000	4.6	3	1	
29...	7	2	
30...	37	10	9	9	...	1	1	8	7500	4.8	2	1	
31...	28	7	7	7	7	6500	4.7	1	
32...	33	9	8	8	...	1	...	1	...	7	5000	4.7	1	2	
33...	8	3	
34...	20	5	3	1	2	2	1	1	...	4	2	
35...	46	13	3	3	...	7	6	...	1	10	7500	4.1	2	4	
36...	12	6	5	5	1	5	5500	4.4	
37...	6	2	
38...	16	4	
39...	7	2	
40...	13	4	
41...	18	5	4	4	...	1	1	3	2	1	
42...	23	8	4	2	2	2	1	1	2	5	4500	2.8	3	1	
43...	39	11	11	11	5	...	4.8	5	58	3.8	...	2	
44...	38	12	10	8	2	2	1	1	...	8	5500	4.5	3	1	
45...	57	21	20	19	1	1	1	16	6500	4.9	4	2	
46...	46	10	6	6	...	4	4	10	8000	4.5	4	
47...	28	10	3	3	...	6	5	1	...	7	5500	4.9	2	
48...	29	12	9	9	...	3	3	10	6000	4.5	1	1	
49...	10	1	
50...	53	16	4	4	...	9	8	...	1	11	5000	5.1	3	3	
51...	18	3	
52...	51	14	8	8	...	6	5	...	1	11	7500	5.3	3	2	
53...	37	10	8	8	...	2	2	10	9500	4.6	1	
54...	17	7	6	5	1	1	1	5	6500	4.2	2	
55...	8	2	2	
56...	19	6	3	3	...	3	4	1	2	
57...	29	8	6	5	1	1	1	...	1	8	9000	5.3	2	
58...	39	10	10	10	10	9000	4.6	3	
59...	25	8	8	8	7	10000	5.1	1	1	
60...	23	6	4	4	...	2	2	6	8500	5.2	2	
61...	48	13	5	4	1	5	5	...	3	13	5500	5.1	3	
62...	16	4	7	
63...	120	35	13	13	...	14	12	2	8	23	7000	5.0	8	43	3.8	...	7	
64...	12	3	
65...	37	12	11	11	...	1	1	11	11000	4.9	1	
66...	48	16	15	15	...	1	1	16	11000	4.6	1	
67...	32	10	10	10	10	17500	5.5	1	
68...	91	27	26	26	...	1	1	27	18000	5.3	1	
69...	...	1	
70...	6	2	
8.....	*4944	1507	1290	1228	62	192	169	22	1	25	1102	10000	5.7	340	54	4.1	55	149
1...	19	9	9	9	7	11000	5.3	1	
2...	39	16	16	16	4	11	60	4.1	
3...	59	14	14	14	11	8000	5.5	3	3	
4...	66	21	20	20	...	1	1	11	8500	5.8	9	60	3.3	...	4	
5...	77	21	20	20	...	1	1	18	11500	5.3	3	3	
6...	26	8	8	8	7	17500	5.6	
7...	52	17	15	15	...	1	1	...	1	14	11000	5.1	1	1	
8...	2	1	
9...	37	12	11	11	...	1	1	12	11500	5.0	2	
10...	69	18	18	18	17	11500	5.6	1	1	
11...	47	18	18	18	16	12000	5.0	2	
12...	53	15	15	15	15	10500	6.2	1	
13...	42	17	15	15	...	2	2	13	10000	5.6	3	
14...	43	14	14	13	1	11	11500	6.6	
15...	43	12	12	12	12	10000	5.7	5	1	
16...	65	19	19	19	13	8500	5.6	5	63	4.4	...	2	
17...	45	18	18	15	3	11	7000	5.2	6	57	3.7	
18...	11	5	4	4	...	1	...	1	...	3	2	
19...	6	3	
20...	47	16	11	11	...	4	4	...	1	11	7000	4.9	2	3	
21...	26	9	4	4	...	1	1	...	4	6	7500	5.3	3	1	...	
22...	81	29	28	28	...	1	1	28	18500	6.4	1	
23...	91	28	27	27	...	1	1	24	18000	7.8	2	
24...	84	26	20	20	...	6	6	21	11000	5.5	4	4	...	
25...	35	11	6	6	...	3	2	1	2	9	6000	5.6	2	
26...	17	8	8	8	6	9500	5.5	2	
27...	34	9	3	1	...	7	5	2	1	7	3500	5.3	3	1	
28...	19	5	3	3	...	1	...	1	...	2	3	
29...	54	15	14	13	1	1	...	1	...	11	7000	5.8	3	1	
30...	54	15	15	15	13	10000	5.7	2	2	

City Block Characteristics

Table 2.—CHARACTERISTICS OF HOUSING UNITS, BY BLOCKS: 1960—Con.

["Total population" contains no persons in group quarters unless preceded by asterisk: one asterisk (*) denotes less than 10 percent; two asterisks (**), 10 percent or more]

Blocks within census tracts	Total population	All housing units by condition and plumbing									Occupied housing units						Occupied by non-white	1.01 or more persons per room
		Sound				Deteriorating				Dilapidated	Owner occupied			Renter occupied				
		Total	With all plumbing facilities	Lacking some or all facilities	Total	With all plumbing facilities	Lacking some or all facilities		Total		Average value (dollars)	Average number of rooms	Total	Average contract rent (dollars)	Average number of rooms			
							With flush toilet	No flush toilet										
31...	59	16	13	13	...	3	3	11	12000	6.2	5	62	3.8	...	1
32...	49	16	15	15	1	7	11500	7.9	8	64	3.8	...	1
33...	50	17	17	17	15	10000	5.3	5	2
34...	66	20	20	20	15	7500	5.3	5	63	3.8	...	2
35...	13	5	5	5	1
36...	34	10	9	9	9	11500	4.8	1	1
37...	34	8	8	8	8	15000	5.3	1
38...	86	26	20	20	...	3	2	23	10000	5.1	1	3
39...	38	10	10	10	9	15500	5.7
40...	64	17	17	17	17	14500	5.5	2
41...	26	8	8	8	8	9000	5.0
42...	28	7	7	7	7	9500	4.7
43...	76	20	17	16	1	3	3	15	10000	6.3	5	50	4.4	...	3
44...	64	21	19	17	2	2	2	15	9500	5.9	5	...	4.0	...	1
45...	37	13	13	13	...	4	4	9	13500	7.2	4
46...	56	19	15	15	10	11000	6.6	9	60	3.3	...	2
47...	41	12	12	11	1	11	9500	5.5	1	1
48...	41	14	14	13	1	14	6500	4.6	1
49...	42	13	10	10	...	2	2	9	7000	5.0	4	1
50...	11	2
51...	19	7	5	5	...	2	2	7	6000	5.9	1	...
52...	37	8	5	5	...	3	3	6	6500	5.5	2	3	...
53...	108	31	22	22	...	9	9	17	9500	5.4	11	66	4.5	...	5
54...	3	2
55...	47	13	7	6	1	6	6	10	7500	4.9	3	2	...
56...	14	6	4	4	2	3	1	1	...
57...	29	8	8	8	6	5000	4.5	1	1	...
58...	37	9	7	7	...	2	2	8	7500	5.4	1	1	...
59...	65	16	16	13	3	11	7500	5.1	4	3	...
60...	43	14	14	12	2	11	8000	5.6	3	1	...
61...	44	17	15	15	...	2	2	10	9000	5.6	7	52	3.7	...	1
62...	44	17	17	15	2	12	10500	6.0	4
63...	77	26	24	24	...	1	1	1	16	9000	6.4	9	54	3.3	...	2
64...	10
65...	37	10	10	10	8	14000	6.0	2
66...	22	6	6	6	5	...	5.4	1
67...	24	7	5	5	...	1	1	1	6	10500	4.8	1	2	...
68...	23	8	5	5	...	3	2	1	7	7000	4.4	1	...
69...	41	12	12	12	12	11500	5.3	1	...
70...	87	24	24	24	21	13500	5.6	2	2
71...	45	14	14	14	12	14500	5.3	1
72...	15	4	4	4	...	1	1	4	1	...
73...	54	15	15	15	13	13000	6.2	2	1
74...	46	13	13	13	11	14000	6.1	2	1
75...	86	24	24	22	2	19	8000	5.6	4	5
76...	33	11	11	11	8	9500	6.3	3
77...	56	29	29	22	7	8	...	5.1	17	44	3.0	...	1
78...	**94	18	11	11	...	7	6	1	11	10000	6.7	7	57	4.7	...	4
79...	43	13	13	11	2	10	10000	5.8	3	1
80...	43	11	11	11	11	8000	5.4	2	3
81...	64	20	14	11	3	6	6	10	6500	5.7	9	35	4.8	3	5
82...	43	14	10	7	3	3	2	1	...	1	10	6000	5.2	2	2
83...	60	17	11	9	2	6	6	11	5000	5.6	5	46	4.6	5	2
84...	51	14	9	9	...	5	4	1	12	6000	4.8	1	1	4
85...	78	17	12	12	...	5	5	13	8500	6.5	4	2
86...	72	13	8	8	...	5	5	13	11000	7.9	1
87...	118	43	36	28	8	7	4	3	16	9000	5.5	24	54	3.0	...	4
88...	71	24	15	15	...	7	7	2	18	9000	5.4	5	54	3.0	...	2
89...	**95	13	5	5	...	8	8	7	4000	5.4	6	45	4.0	...	2
90...	40	13	10	10	...	3	2	1	10	5500	5.5	3	1	1
91...	64	22	8	8	...	10	9	1	...	4	12	5500	5.4	7	41	5.0	13	3
92...	57	15	4	4	...	11	9	2	10	5500	5.6	3	2	2
93...	37	16	8	3	5	8	5	3	7	5500	5.9	5	47	5.0	2	2
94...	59	23	19	16	3	4	3	1	14	4000	4.9	7	44	4.5	5	4
95...	97	23	23	23	18	5500	5.5	5	54	5.0	...	4
96...	93	30	17	17	...	13	13	15	7500	5.1	15	51	3.0	1	4
97...	45	17	14	12	2	3	2	1	11	9500	7.1	6	41	4.3	...	4
98...	22	7	7	5	2	4	3	1	...
99...	37	13	12	12	...	1	1	7	9000	5.9	5	40	3.6
100...	77	21	21	21	17	8500	6.6	4	4
101...	89	25	25	23	2	20	14000	5.3	5	72	3.8	...	1
102...	31	6	6	6	6	16000	5.5	3
9.....	3084	969	891	882	9	54	48	5	1	24	798	16500	5.9	160	73	4.1	6	69
1...	9	4
2...	58	16	16	16	16	14000	5.6	2
3...	33	10	10	10	8	12500	5.1	2
4...	71	22	22	22	18	13000	5.7	4	2
5...	40	12	12	12	11	14000	5.2	1
6...	225	60	57	57	...	2	2	1	54	12500	5.3	6	73	4.8	...	9
7...	65	20	20	20	18	11500	4.9	1	3
9...	92	29	29	29	28	19000	6.1	1
10...	60	22	22	22	22	19500	6.7
11...	62	20	20	20	20	21000	6.0
12...	155	44	42	42	...	2	2	43	20000	6.7	1	1
13...	86	25	25	25	24	20000	6.7

City Block Characteristics

Table 2.—CHARACTERISTICS OF HOUSING UNITS, BY BLOCKS: 1960—Con.

["Total population" contains no persons in group quarters unless preceded by asterisk: one asterisk (*) denotes less than 10 percent; two asterisks (**), 10 percent or more]

Blocks within census tracts	Total population	All housing units by condition and plumbing										Occupied housing units								
		Sound					Deteriorating					Dilapidated	Owner occupied			Renter occupied			Occupied by non-white	1.01 or more persons per room
		Total	Total	With all plumbing facilities	Lacking some or all facilities	Total	With all plumbing facilities	Lacking some or all facilities		Total	Average value (dollars)		Average number of rooms	Total	Average contract rent (dollars)	Average number of rooms				
								With flush toilet	No flush toilet											
8...	89	25	24	24	...	1	1	19	16500	6.9	6	55	3.8		
9...	**104	33	33	33	16	13500	7.6	16	64	3.2	...	3		
10...	55	15	11	11	...	4	4	10	19000	7.7	5	72	3.4	...	1		
11...	103	34	34	33	1	30	10500	5.1	3	2		
12...	69	23	21	21	...	2	2	18	11000	5.5	4	3		
13...	94	27	24	24	...	3	3	19	10000	6.4	8	51	3.5	...	3		
14...	87	30	28	28	...	2	2	24	9500	5.5	6	59	3.0	...	2		
15...	83	27	25	25	...	1	1	20	9000	5.8	6	82	5.0	...	2		
16...	86	25	23	21	2	2	2	20	9000	5.4	4	2		
17...	91	24	22	22	...	1	1	21	9500	5.5	2	3		
18...	59	18	17	17	...	1	1	17	8500	4.6	1	1		
19...	35	14	12	11	1	2	2	14	9500	4.8	1		
20...	32	9	8	7	1	1	1	9	8500	5.3	1		
21...	51	17	15	13	2	2	2	16	7500	4.8	1	1		
22...	65	21	20	20	...	1	1	14	10500	5.4	5	...	4.4	...	2		
23...	56	18	17	17	...	1	1	15	11000	5.1	3		
24...	212	59	56	56	...	2	2	28	10500	4.9	28	94	5.5	...	7		
25...	59	19	19	19	17	10500	5.0	2	1		
26...	51	22	22	22	16	9500	4.6	5	72	4.0		
27...	55	14	14	14	12	10000	5.8	2	1		
28...	**77	17	16	13	3	1	1	12	11000	5.9	5	...	3.4	...	6		
29...	100	30	30	30	25	11000	6.0	5	...	5.0	...	1		
30...	19	4		
31...	35	6	6	6	6	27000	8.7		
32...	34	11	11	11	9	15000	6.8	1		
33...	60	19	19	18	1	13	12500	5.8	5	54	3.4	...	2		
34...	37	13	13	13	13	13500	5.4		
35...	39	11	11	11	11	11000	6.0		
36...	40	12	12	12	9	10500	5.9	3		
37...	*124	36	36	35	1	20	9000	5.9	16	88	4.1	...	2		
38...	79	25	24	24	...	1	1	23	9500	5.1	2	2		
40...	32	8	4	3	1	4	4	5	6000	4.2	3	3		
41...	109	31	24	24	...	7	7	24	8000	5.4	7	50	5.0	...	3		
42...	92	28	24	23	1	4	4	27	7500	5.2	1		
43...	109	34	33	32	1	1	1	28	8500	5.6	6	63	3.2	...	1		
44...	**340	16	16	16	13	9500	6.1	3	1		
45...	84	30	30	30	27	11000	5.0	3	1		
46...	73	25	25	25	15	14000	5.4	10	80	4.2	...	2		
47...	56	17	17	17	13	14500	5.9	4	2		
48...	46	18	18	18	11	14000	6.5	7	81	4.6		
49...	44	15	15	15	11	13500	6.1	2		
50...	40	18	18	18	16	10000	5.4	2		
51...	27	15	15	15	12	10500	4.6	2		
52...	84	29	25	24	1	4	3	1	19	9500	5.5	10	57	4.6	...	1		
53...	80	23	22	22	...	1	1	21	10000	5.3	2	1		
54...	45	17	10	9	1	7	7	13	9500	5.3	2	2		
55...	57	16	8	7	1	7	5	2	...	1	13	6500	5.5	3	2		
57...	55	15	12	12	...	3	3	10	8000	5.7	5	235	4.0	...	3		
58...	25	9	7	7	...	2	2	8	8000	5.9	1		
59...	*82	21	19	19	...	2	2	17	8000	5.9	4	1		
60...	52	20	19	19	...	1	1	11	7500	5.1	8	68	5.3		
61...	175	56	49	45	4	7	5	2	39	7500	5.5	14	48	3.5	...	5		
62...	38	13	13	13	8	11000	4.8	5	75	5.0		
63...	111	34	34	34	28	11500	6.3	6	89	4.8		
64...	43	10	10	10	7	13500	6.6	2	2		
65...	77	32	32	32	11	16000	6.0	21	70	3.6	...	1		
66...	51	15	15	15	15	11000	6.0		
67...	57	20	20	18	2	17	8500	5.8	2	2		
68...	32	18	18	18	8	13500	6.8	9	63	2.7		
69...	*114	43	43	35	5	3	2	1	22	11000	6.0	18	47	3.1	...	2		
70...	58	17	15	13	2	2	2	13	8500	5.3	3	2		
71...	132	40	38	35	3	2	2	23	8500	6.1	16	52	4.0	...	7		
72...	77	33	33	27	6	13	10000	5.5	19	51	3.2	...	1		
73...	92	29	29	29	22	9000	6.5	7	59	4.7	...	2		
74...	96	24	24	22	2	19	8500	5.8	4	3		
75...	4	2		
12.....	*4397	1527	1123	982	141	383	307	75	1	21	689	8000	5.7	788	55	3.9	10	137		
1...	554	168	150	143	7	16	15	1	...	2	87	7500	5.7	76	75	4.9	...	20		
2...	67	27	27	27	16	11000	6.3	10	52	2.4	...	2		
3...	*108	34	15	15	...	19	14	5	23	8500	5.3	11	59	4.5		
4...	65	30	3	3	...	17	15	2	14	6000	4.7	6	49	3.7	...	3		
5...	131	45	25	20	5	20	14	6	28	9500	5.6	16	88	2.9	...	4		
6...	37	11	11	11	6	13500	6.8	5	...	4.8		
7...	105	64	64	55	9	13	11000	5.2	47	54	2.8	1	1		
8...	110	37	10	10	...	27	23	4	28	8500	5.9	9	64	4.2		
9...	51	17	4	3	1	13	12	1	10	7000	6.1	5	59	4.0	...	1		
10...	78	28	4	3	1	24	17	7	16	7000	4.9	12	57	3.8	...	3		
11...	85	31	10	10	...	21	21	18	8000	5.8	12	103	4.0	...	2		
12...	62	20	5	5	...	15	15	11	8000	5.8	9	55	5.4	...	1		
13...	72	23	5	5	...	18	18	16	7000	6.0	6	57	4.0	...	3		
14...	92	26	5	5	...	21	20	1	18	7500	5.8	8	61	5.8	...	2		
15...	94	48	48	46	2	9	12500	5.7	39	64	3.6	1	1		
16...	76	37	37	35	2	12	9500	5.2	25	56	3.3		
17...	60	30	30	23	7	4	25	50	3.6	...	1		
18...	**150	32	31	31	...	1	1	13	8500	5.5	18	53	3.9	...	3		
19...	91	30	18	18	...	8	8	4	19	7500	6.4	10	44	4.2	...	1		

Table 2.—CHARACTERISTICS OF HOUSING UNITS, BY BLOCKS: 1960—Con.

["Total population" contains no persons in group quarters unless preceded by asterisk; one asterisk (*) denotes less than 10 percent; two asterisks (**), 10 percent or more]

Blocks within census tracts	Total population	All housing units by condition and plumbing								Occupied housing units								
		Total	Sound		Deteriorating			Dilapidated	Owner occupied			Renter occupied			Occupied by non-white	1.01 or more persons per room		
			Total	With all plumbing facilities	Lacking some or all facilities	Total	With all plumbing facilities		Lacking some or all facilities	Total	Average value (dollars)	Average number of rooms	Total	Average contract rent (dollars)			Average number of rooms	
20...	59	22	17	17	...	4	1	3	...	1	14	6000	5.3	7	41	4.3	...	2
21...	51	18	17	16	1	4	1	15	7000	5.8	3
22...	64	22	14	13	1	8	8	5	6500	5.4	17	50	3.8	...	2.5
23...	68	20	11	11	...	9	8	1	10	6500	6.0	10	52	4.1	...	3
24...	69	24	20	16	4	4	4	15	7000	6.2	8	44	3.6	...	3
25...	111	40	34	27	7	5	5	1	18	7500	5.5	20	50	4.1	...	4
26...	133	60	47	41	6	6	5	1	...	7	10	11000	6.0	48	47	3.0	...	4
27...	70	24	24	22	2	7	11000	6.3	17	67	3.8	...	4
28...	110	44	37	18	19	7	5	2	6	...	5.2	31	50	3.2	...	9
29...	69	30	29	21	8	1	1	12	9000	5.9	14	48	3.8	...	1
30...	83	33	17	17	...	16	6	10	12	8000	7.1	17	54	3.5	...	3
31...	56	22	20	14	6	2	2	10	7500	5.5	11	48	4.0	...	1
32...	113	37	33	31	2	3	3	1	16	6000	5.3	19	47	4.6	...	4
33...	107	31	23	20	3	8	6	1	...	1	7	5500	5.3	24	39	4.2	...	6
34...	95	30	26	21	5	3	3	21	5500	4.6	9	59	4.8	...	4
35...	100	35	25	19	6	10	7	3	19	6500	4.7	16	44	3.7	1	2
36...	85	26	23	23	...	3	3	17	6500	5.8	9	55	4.8	2	1
37...	97	36	28	22	6	8	7	1	18	7000	5.8	17	52	3.1	1	3
38...	65	21	21	18	3	10	11000	6.5	11	48	3.6	...	1
39...	38	15	15	15	6	...	7.3	8	71	4.4	...	3
40...	109	40	31	24	7	8	7	1	...	1	15	6000	5.2	25	42	3.8	...	5
41...	16	8	5	5	...	3	2	1	4	4
42...	10	2
43...	84	25	12	10	2	13	5	8	8	7500	6.1	16	46	3.9	...	4
44...	92	29	29	29	10	6000	6.2	18	43	4.3	1	1
45...	71	20	12	11	1	8	6	2	11	5000	6.2	7	46	5.0	1	1
46...	138	34	14	14	...	20	8	12	14	5500	5.8	19	41	4.4	2	11
47...	40	11	3	3	...	7	5	2	...	1	6	...	6.0	5	44	3.8	...	1
48...	106	40	34	16	18	6	6	11	5000	4.9	28	39	2.8	...	4
13.....	*3296	1528	1354	1064	290	158	70	86	2	16	271	12500	5.8	1148	54	3.0	9	103
1	57	34	34	28	6	5	...	6.4	26	54	3.0
2	46	21	21	18	3	5	...	5.2	16	63	3.8
3	51	23	23	21	2	6	...	5.3	17	76	3.9	...	1
4	69	29	29	28	1	11	11500	6.2	18	67	3.3	...	1
5	73	17	17	15	2	11	13500	7.7	6	70	4.7	...	1
6	**116	15	15	14	1	7	13000	5.6	7	155	3.3	...	2.5
7	156	68	68	68	22	14000	6.5	42	49	3.0	...	3
8	**144	59	57	56	1	2	2	11	10500	6.6	41	56	3.8	...	3
9	52	25	25	23	2	9	...	5.8	15	67	4.4
10...	109	65	52	51	1	13	6	7	7	...	6.7	53	60	2.7	...	1
11...	76	40	40	23	17	8	...	5.9	29	51	2.4	...	1
12...	113	58	56	50	6	2	2	3	52	66	3.1	...	4
13...	58	19	18	18	...	1	1	10	12500	6.5	9	64	4.4
14...	187	87	86	55	31	1	1	21	9500	6.8	58	47	2.6	...	7
15...	*165	85	83	59	24	2	...	1	...	1	19	10500	5.9	59	51	2.7	1	4
16...	*159	73	73	46	27	16	10500	5.8	57	61	2.9	...	2
17...	94	56	35	14	21	21	6	15	9	...	4.8	42	43	2.0	...	5
18...	73	39	31	17	14	8	2	6	9	11500	6.1	23	49	2.7	...	3
19...	30	6	6	6	1	5	75	7.2
20...	75	49	40	12	28	1	...	1	...	8	7	...	4.7	37	35	1.8	1	6
21...	**56	25	25	22	3	4	21	44	3.0
22...	6	6	5	1	4	1	1	1	4	5
23...	118	45	38	35	3	7	4	3	42	58	4.4	2	5
24...	213	70	42	33	9	20	12	8	...	8	4	63	53	3.7	...	14
25...	*81	33	33	32	1	5	...	5.4	27	49	3.7	...	1
26...	83	27	26	23	3	1	1	11	9000	6.5	16	59	3.9
27...	136	66	61	31	30	5	1	4	11	16500	3.3	50	49	2.7	3	11
28...	72	41	29	25	4	12	3	8	1	...	3	35	40	2.6	...	1
29...	80	58	44	29	15	14	...	14	7	14500	4.6	43	40	2.3	...	2
30...	108	72	72	72	5	36000	3.0	59	66	2.5	...	7
31...	113	62	48	41	7	14	10	4	10	11500	5.1	46	67	2.6	...	6
32...	142	87	68	54	14	19	9	10	5	20000	4.2	80	49	2.9	2	1
33...	*125	44	31	29	2	13	8	5	1	35	50	3.8	...	8
34...	60	24	23	15	8	1	1	7	...	5.9	15	51	3.7	...	1
14.....	*5349	1631	1377	1321	56	228	212	15	1	26	1243	8500	5.3	355	59	4.2	3	168
1	47	17	11	11	...	6	6	8	7000	5.6	7	52	3.9	...	1
2	59	18	18	17	1	15	6000	5.4	3	3
3	43	20	20	18	2	6	7500	6.7	13	57	3.0
4	36	15	15	11	4	8	7500	6.5	7	52	2.7
5	69	24	22	22	...	2	2	13	10000	5.6	10	53	4.5	...	1
6	35	9	9	9	6	10000	5.5	3	1
7	50	14	13	13	...	1	1	12	9500	4.9	1	3
8	33	9	9	9	8	12500	6.0	1	1
9	33	11	11	11	11	8500	5.2	1
10...	39	11	11	10	1	11	9500	4.9	2
11...	25	8	8	5	3	7	6500	4.0	1	1
12...	18	6	6	6	6	10000	4.5	1
13...	25	9	5	5	...	3	2	1	...	1	8	6000	4.4	1	2
14...	39	12	10	10	2	12	9500	4.3
15...	25	9	7	7	...	2	2	7	10000	5.6	1
16...	8	2
17...	61	16	11	11	...	5	5	12	9000	5.8	4	2
18...	47	12	12	12	11	11000	5.8	1	1
19...	39	10	10	9	1	10	9500	5.7	1

City Block Characteristics

Table 2.—CHARACTERISTICS OF HOUSING UNITS, BY BLOCKS: 1960—Con.

["Total population" contains no persons in group quarters unless preceded by asterisk; one asterisk (*) denotes less than 10 percent; two asterisks (**), 10 percent or more]

Blocks within census tracts	Total population	All housing units by condition and plumbing								Occupied housing units					Occupied by non-white	1.01 or more persons per room	
		Total	Sound			Deteriorating			Dilapidated	Owner occupied			Renter occupied				
			Total	With all plumbing facilities	Lacking some or all facilities	Total	With all plumbing facilities	Lacking some or all facilities		Total	Average value (dollars)	Average number of rooms	Total	Average contract rent (dollars)			Average number of rooms
20...	102	28	27	27	1	24	9500	5.9	3	3
21...	65	16	16	14	2	9	8000	5.9	7	67	3
22...	109	28	28	26	2	15	8500	5.3	13	59	5
23...	93	27	27	27	15	8500	5.5	10	60	3
24...	49	14	14	11	3	9	9000	6.0	5	45	1
25...	5	1
26...	47	14	14	14	10	7000	5.6	4	2
27...	72	22	22	19	3	12	8500	5.9	7	183	3
28...	57	19	19	19	14	8500	6.4	4	2
29...	82	25	25	25	17	10000	5.8	8	61	3
30...	59	18	18	18	16	7500	5.2	2	1
31...	35	10	10	10	9	8000	5.8	1	1
32...	42	16	14	14	...	1	1	16	10000	5.8	2
33...	74	18	16	16	...	2	2	16	10000	5.4	2	2
34...	44	8	8	8	...	5	5	...	1	11	8500	4.8	2	1
35...	53	15	9	9	...	5	5	...	1	14	7500	4.6	1	2
36...	45	11	10	10	...	1	1	11	9500	4.6	3
37...	32	10	5	5	...	5	5	8	6000	4.5	1	1
38...	34	11	5	5	...	5	5	...	1	10	7500	4.8	1	2
39...	46	16	12	12	...	3	3	...	1	11	8000	5.4	5	58	3.4	...	1
40...	37	13	9	9	...	2	2	...	2	11	8500	5.6	2
41...	53	15	14	14	...	1	1	12	8500	5.2	3	1
42...	28	8	7	7	...	1	1	7	9500	5.4	1	1
43...	57	18	17	16	1	1	16	10000	5.6	1	1
44...	51	17	17	17	12	9000	5.7	4	1
45...	**67	18	18	16	2	15	10000	5.6	3	1
46...	59	19	19	18	1	17	10000	5.1	2
47...	*116	29	29	24	5	19	10000	6.3	8	66	4.5	...	2
48...	62	21	20	20	...	1	1	15	7500	5.5	4	3
49...	44	18	17	17	...	1	1	12	9500	5.5	4	1
50...	78	25	25	23	2	19	9500	5.7	6	55	3.5	...	2
51...	45	17	11	11	...	6	6	14	8000	4.7	3	1
52...	52	16	6	6	...	10	10	11	8500	6.6	5	210	3.6	...	1
53...	39	16	13	13	...	3	3	15	8500	5.4	1
54...	46	15	10	10	...	5	5	12	8000	6.0	3	1
55...	9	4
56...	35	11	8	6	2	...	3	7	8500	5.0	3	1
57...	34	10	4	4	...	6	6	9	8000	4.8	1	2
58...	32	8	6	6	...	2	2	6	9500	5.2	2	1
59...	45	13	9	8	1	...	4	12	8500	5.9	1
60...	61	13	8	8	...	5	5	10	10000	6.1	3	1
61...	25	8	5	5	...	2	2	...	1	5	5500	4.8	3
62...	60	19	12	12	...	6	6	...	1	16	8000	5.8	3	2
63...	74	23	11	11	...	11	10	1	...	17	8000	6.1	6	47	3.3	1	3
64...	92	24	8	8	...	14	13	1	2	20	7500	5.9	4	1	3
65...	67	18	15	14	1	...	3	11	7500	6.0	7	55	4.6	...	3
66...	66	19	17	17	...	2	2	15	8000	5.9	4	3
67...	54	27	22	19	3	...	4	1	...	15	7000	5.2	11	34	2.8	...	1
68...	90	23	18	18	...	5	4	1	...	16	7000	5.4	7	56	4.9	...	3
69...	10	5	...	4	1	3	2
70...	49	18	17	16	1	...	1	10	5500	5.2	8	54	3.9	...	1
71...	6
72...	88	29	26	22	4	...	3	14	7500	5.0	13	50	4.5	...	5
73...	46	14	12	12	...	2	1	9	7500	5.9	5	57	3.8	...	2
74...	107	29	21	21	...	8	7	1	...	23	7500	5.0	6	50	3.2	...	7
75...	46	17	15	15	...	1	1	...	1	11	6000	5.2	5	54	4.0	...	1
76...	32	11	11	11	10	9000	5.2	1	1	1
77...	31	9	8	8	1	8	8500	5.0	1	2
78...	59	14	10	10	...	4	4	11	8500	5.7	3	1
79...	46	13	11	11	...	2	2	12	7500	5.8	1	1
80...	25	10	8	7	1	...	1	1	...	9	7000	5.2	1
81...	44	12	12	12	12	9000	4.5	3
82...	24	7	6	6	...	1	1	7	9000	4.7
83...	55	12	10	10	...	2	2	8	6500	5.1	4	2
84...	34	13	12	11	1	...	1	12	6500	4.8	1
85...	40	12	10	10	...	1	1	...	1	8	7000	4.0	4	1
86...	27	9	9	9	7	7000	5.1	2
87...	37	14	14	12	2	8	9500	4.8	6	45	3.8
88...	29	10	10	9	1	8	9500	4.8	2	2
89...	58	17	16	16	...	1	15	8500	4.8	2	1
90...	61	17	12	12	...	5	5	12	6500	5.4	5	49	4.8
91...	57	13	12	12	...	1	1	9	7500	5.7	4	2
92...	37	12	12	12	8	9000	5.8	3	4
93...	55	21	18	16	2	...	3	2	1	17	6500	5.1	3	1
94...	10	3	1
95...	41	13	12	11	1	1	11	8500	5.0
96...	52	15	9	9	...	5	4	1	...	13	8000	4.5	2	1
97...	45	14	14	14	1	11	9000	5.1	3	1
98...	47	16	8	8	...	8	6	2	...	11	6500	4.2	4	2
99...	4	2
100...	23	6	4	4	...	2	2	6	6000	5.0	1
101...	59	13	10	10	...	2	2	...	1	10	8000	5.0	3	3
102...	82	21	15	15	...	4	3	1	2	17	8000	5.1	3	5
103...	41	16	14	14	...	2	2	13	10000	4.5	2
104...	55	19	17	16	1	...	2	2	...	16	9000	4.8	3	2
105...	53	15	11	11	...	3	3	...	1	13	8500	4.8	2	2
106...	22	9	7	7	...	2	2	7	9000	4.3	2	1

Table 2.—CHARACTERISTICS OF HOUSING UNITS, BY BLOCKS: 1960—Con.

["Total population" contains no persons in group quarters unless preceded by asterisk: one asterisk (*) denotes less than 10 percent; two asterisks (**), 10 percent or more]

Blocks within census tracts	Total population	All housing units by condition and plumbing										Occupied housing units							
		Sound					Deteriorating					Dilapidated	Owner occupied			Renter occupied			
		Total	Total	With all plumbing facilities	Lacking some or all facilities	Total	With all plumbing facilities	Lacking some or all facilities		Total	Average value (dollars)		Average number of rooms	Total	Average contract rent (dollars)	Average number of rooms	Occupied by non-white	1.01 or more persons per room	
								With flush toilet	No flush toilet										
107...	25	8	5	7	5	3	3	8	7000	4.3	2	
108...	30	9	7	5	7	3	3	8	7500	4.6	1	
109...	56	16	15	14	1	1	1	12	8500	5.1	4	1	
110...	44	17	17	17	16	10000	4.8	1	1	
111...	29	8	6	6	...	2	2	7	8500	4.7	1	2	
112...	38	11	10	10	...	1	1	11	9500	4.7	1	
113...	36	10	8	8	...	2	2	9	7500	4.6	1	1	
15.....	*5367	1827	1045	890	155	489	351	134	4	293	783	6000	5.5	899	46	3.8	168	230	
1.....	73	29	29	28	1	13	7000	4.9	16	62	3.5	...	3	
2.....	69	21	21	21	16	8000	5.8	4	1	
3.....	21	12	9	9	...	3	2	1	8	4500	4.4	1	
5.....	10	4	
6.....	**57	10	9	9	...	1	1	5	5000	5.0	5	...	5.8	...	2	
7.....	81	22	12	11	1	10	7	3	15	6500	5.5	7	49	6.1	1	4	
8.....	80	24	23	21	2	1	1	14	8500	6.0	9	75	3.8	...	6	
9.....	150	34	20	20	...	14	10	4	15	6000	5.9	19	52	4.4	3	1	
10.....	19	5	4	1	3	1	1	1	4	
11.....	23	7	5	5	...	2	...	2	4	3	2	
12.....	48	16	8	6	2	8	7	1	8	5000	5.9	6	37	4.3	1	4	
13.....	65	19	5	5	...	14	10	3	1	...	13	5000	5.6	2	8	3	
14.....	94	25	15	14	1	8	6	2	...	2	19	5000	5.6	6	44	4.8	11	4	
15.....	68	21	8	7	1	13	11	2	13	5000	5.8	7	45	4.0	10	3	
16.....	28	8	6	6	...	2	2	6	8000	5.2	2	7	2	
17.....	67	17	11	10	1	3	3	3	8	8500	5.5	8	117	4.9	1	2	
18.....	39	10	6	6	...	4	4	7	5500	5.4	3	5	2	
19.....	31	6	4	4	2	1	5	40	5.0	4	1	
20.....	21	9	7	5	2	2	5	43	3.2	
21.....	28	8	1	1	...	2	2	5	5	5000	6.4	3	3	4	
22.....	56	22	3	3	...	5	5	14	5	...	6.4	14	53	3.5	16	...	
23.....	12	4	2	
24.....	47	21	2	2	...	10	10	9	3	14	53	4.1	2	2	
25.....	36	26	14	14	12	2	17	30	2.7	...	1	
26.....	42	24	5	5	...	12	9	3	...	7	3	15	36	4.6	5	2	
27.....	47	20	3	3	...	8	5	3	...	9	7	4000	4.7	11	42	5.1	
28.....	9	3	8	8	46	3.0	21	9	
29.....	**99	32	3	1	2	16	8	13	3	24	46	4.8	14	1	
30.....	**54	17	11	11	6	9	4500	6.3	8	40	4.8	
31.....	66	21	2	2	...	16	15	1	...	3	11	5000	5.2	10	39	3.8	2	1	
32.....	72	21	11	11	...	2	1	2	...	8	12	5500	5.3	8	55	4.0	7	1	
33.....	46	20	12	7	5	7	5	2	...	1	5	...	6.0	14	50	3.1	
34.....	59	18	17	17	...	1	1	14	7500	6.6	4	1	2	
35.....	67	16	16	14	2	13	8000	6.7	3	2	
36.....	62	28	28	21	7	11	8000	6.6	15	51	3.3	1	2	
37.....	**91	29	5	5	...	23	19	4	...	1	13	6000	5.5	15	44	3.5	3	...	
38.....	**26	1	3	
39.....	74	23	7	6	1	13	10	3	...	3	13	7000	5.5	10	39	4.5	7	6	
40.....	122	30	1	1	...	19	14	5	...	10	20	3500	5.7	10	43	3.6	5	...	
41.....	128	35	2	2	...	18	16	2	...	15	23	4500	5.5	11	42	4.4	9	3	
42.....	110	50	16	11	5	33	17	16	...	1	18	8000	5.3	28	40	2.7	...	4	
43.....	105	37	25	17	8	2	...	3	14	4500	5.3	21	36	3.3	...	1	
44.....	*34	13	7	7	...	5	3	2	6	...	5.0	2	7	
45.....	82	36	30	19	11	2	5	...	4.4	30	43	3.4	...	3	
46.....	60	19	14	12	2	1	7	...	5.9	11	58	4.2	1	10	
47.....	*147	35	20	20	...	13	10	3	...	2	17	6000	5.2	15	41	5.1	...	4	
48.....	99	31	17	13	4	11	7000	6.1	17	44	4.1	...	4	
49.....	109	32	32	32	20	9500	5.8	11	52	3.5	...	2	
50.....	102	27	21	21	1	15	6000	5.9	12	48	5.3	
51.....	58	25	23	13	10	2	...	2	8	7000	5.6	13	47	3.1	...	3	
52.....	93	30	24	23	1	3	2	1	...	12	12	5500	5.3	18	53	4.9	1	4	
53.....	56	22	10	9	1	7	5	5	6	...	5.0	15	70	3.5	2	5	
55.....	47	16	11	9	2	3	1	2	...	2	8	5000	6.1	5	56	5.0	...	1	
56.....	63	32	19	14	5	10	5	5	5	...	6.0	21	48	3.0	...	5	
57.....	64	26	21	19	2	2	2	4	19	41	3.3	...	3	
58.....	62	39	1	1	38	6	6000	5.0	25	39	2.6	...	21	
59.....	188	89	62	36	26	3	...	3	...	24	10	4500	5.1	61	43	4.8	1	4	
60.....	120	37	21	18	3	9	2	7	...	7	13	5000	5.8	20	39	4.2	...	6	
61.....	69	22	22	21	1	10	...	4.4	12	46	3.6	
62.....	111	40	29	27	2	11	8	3	12	5000	5.7	25	42	3.8	...	3	
63.....	67	24	18	13	5	4	1	3	...	2	11	6000	5.5	11	44	4.5	...	5	
64.....	96	32	27	24	3	5	3	2	18	6000	5.3	11	51	4.1	...	5	
65.....	132	57	49	42	7	7	7	1	15	5500	4.2	40	55	3.4	1	...	
66.....	79	28	23	20	3	3	...	2	17	6000	5.2	10	41	3.9	...	3	
67.....	50	16	15	14	1	1	13	6500	6.1	3	1	
69.....	47	19	10	7	3	2	...	6	9	5000	5.4	4	3	
70.....	121	41	40	39	1	32	6	5500	5.2	8	43	4.8	...	4	
71.....	113	32	25	20	5	3	2	1	...	19	10	6000	5.7	11	39	4.5	...	14	
72.....	346	116	47	40	7	36	26	10	...	33	45	5500	6.0	61	42	4.0	2	...	
73.....	216	74	33	26	7	31	24	7	...	10	43	5500	5.3	30	45	4.5	...	5	
74.....	34	12	6	5	1	3	3	3	9	6000	5.0	2	1	
16.....	**4698	2450	1688	1053	635	587	141	446	...	175	279	11000	5.5	1980	46	2.3	31	166	
1.....	107	50	39	29	10	11	8	3	18	6000	5.1	27	44	3.7	...	2	
2.....	13	8	8	3	5	1	5	42	2.0	...	3	
3.....	89	30	26	24	2	4	...	4	8	...	6.5	21	55	3.2	1	...	
4.....	*93	35	35	18	17	12	...	5.5	20	47	2.7	...	5	

City Block Characteristics

Table 2.—CHARACTERISTICS OF HOUSING UNITS, BY BLOCKS: 1960—Con.

["Total population" contains no persons in group quarters unless preceded by asterisk; one asterisk (*) denotes less than 10 percent; two asterisks (**), 10 percent or more]

Blocks within census tracts	Total population	All housing units by condition and plumbing									Occupied housing units							
		Total	Sound			Deteriorating			Dilapidated	Owner occupied			Renter occupied			Occupied by non-white	1.01 or more persons per room	
			Total	With all plumbing facilities	Lacking some or all facilities	Total	With all plumbing facilities	Lacking some or all facilities		Total	Average value (dollars)	Average number of rooms	Total	Average contract rent (dollars)	Average number of rooms			
								With flush toilet										No flush toilet
5...	58	28	25	7	18	3	2	1	5	...	4.6	21	43	3.0	...	1
6...	109	62	55	53	20	7	3	4	6	...	4.3	58	58	2.9	...	2
7...	**154	84	84	64	20	4	80	58	2.3
8...	**29	1
9...	59	23	21	16	5	2	2	2	9	8000	7.1	14	47	2.0	...	1
10...	20	10	5	6	6000	5.7	4
11...	16	7	6	6	1	1	4	3
12...	122	75	74	59	18	1	1	5	7000	6.2	70	46	2.4	...	5
13...	48	21	21	21	3	18	55	3.2	...	2
14...	90	54	41	40	1	13	8	5	5	...	4.8	45	54	3.4	...	1
15...	116	72	55	47	8	14	6	8	...	3	5	...	3.8	63	50	2.7	...	1
16...	63	32	32	19	13	3	29	49	3.4	...	2
17...	91	39	37	21	16	2	1	1	6	...	7.0	32	48	2.6	...	9
18...	105	48	35	22	13	13	2	11	11	...	5.5	33	42	2.8	...	4
19...	73	29	16	13	3	13	4	9	14	5000	5.6	12	46	3.4	...	4
20...	91	28	23	15	8	5	2	3	10	8000	6.2	17	50	3.2	...	4
21...	102	51	50	21	29	1	...	1	8	...	5.8	39	43	2.6	...	7
22...	158	90	90	85	5	16	39000	4.2	74	69	3.4	...	5
23...	*93	49	49	26	23	6	...	4.8	37	51	2.2	...	5
24...	90	56	40	38	2	16	6	10	2	46	67	2.3	...	5
25...	**102	51	49	44	5	2	2	8	9500	5.3	41	55	3.0	...	3
26...	23	11	11	11	1	10	58	4.0	1	...
27...	38	31	22	4	18	9	...	9	26	46	2.3	...	1
28...	26	18	15	...	15	2	1	1	...	1	1	11	46	2.1	1	2
29...	5	1
30...	30	20	4	3	1	12	4	8	...	4	2	18	36	1.9	1	...
31...	12	4
32...	18	17	17	4	13	3	13	32	1.4
33...	**37
34...	31	28	28	...	28	28	33	1.3	...	1
35...	56	28	15	15	...	13	13	27	49	4.3
36...	101	96	73	11	62	6	...	6	...	17	90	34	1.2	1	4
37...	57	18	16	16	...	2	2	4	13	57	5.3
38...	56	25	19	13	6	6	2	5	7	...	5.4	17	50	3.5	...	1
39...	72	22	20	18	2	2	1	14	7500	6.5	7	50	4.0	...	1
40...	100	50	35	21	14	15	5	10	16	6500	6.1	27	39	2.7	...	6
41...	161	64	37	19	18	27	18	9	10	...	5.0	47	36	3.9	...	11
42...	117	40	16	13	3	24	10	14	3	27	50	3.9	4	9
43...	**89	3
44...	43	30	30	30	30	51	2.4	...	1
45...	10	9	7	...	7	2	1	1	8	29	1.6	1	...
46...	55	47	47	37	10	3	42	92	1.7	...	2
47...	1	1
48...	11	8	4	1	3	4	...	4	6	40	1.7	...	1
49...	43	36	36	6	30	1	32	32	1.7	1	4
51...	33	10	8	5	3	2	2	5	...	5.2	4	2
54...	47	21	4	3	1	14	3	11	...	3	5	...	6.6	15	43	2.8	...	2
55...	52	18	7	6	1	5	1	4	...	6	3	13	40	3.3	...	4
56...	13	7	7	6	32	2.5
57...	13	4
58...	35	33	30	2	28	3	...	3	29	28	1.7	...	1
59...	53	53	53	...	53	45	26	1.1	...	6
60...	**41	7	7	3	4	7	51	2.7
61...	36	30	30	...	30	25	36	1.8	6	3
62...	**78	41	22	18	4	19	2	17	36	39	1.3	...	1
63...	5	3
64...	55	41	12	6	6	25	4	21	...	4	4	27	42	2.2
66...	52	41	39	14	25	2	...	2	...	3	3	32	43	1.6
67...	18	10	1	...	1	6	1	5	...	3	5	...	3.4	5	28	3.2
68...	**122	43	16	1	15	...	27	2	37	33	1.2	5	8
69...	49	42	42	4	38	39	51	1.7
70...	36	33	33	...	33	30	37	1.4	...	2
71...	43	33	28	6	22	5	...	5	31	37	2.3	...	1
73...	10	12	12	1	11	9	65	1.3
74...	4	4
75...	32	28	4	4	...	24	2	22	26	37	1.8
79...	1	1
81...	**55	1
82...	54	47	44	38	6	1	...	1	...	2	1	46	53	1.2	...	2
83...	97	96	39	20	19	57	...	57	79	40	1.3	1	5
84...	**148	9	1	1	8	1	8	35	1.5	1	3
85...	42	45	10	...	10	...	35	41	27	1.1	1	1
86...	5	3
87...	**110	60	30	1	29	...	30	1	56	30	1.7	2	4
89...	14	7	1	1	...	3	2	1	...	3	2	3	1
90...	14	5	1	1	...	2	...	2	...	1	1	4
94...	5	5	5	5	33	1.2	1	...
95...	12	11	11	11	32	1.5	1	...
98...	**22	2
99...	9	4
17.....	**1812	687	207	149	58	304	84	206	14	176	204	6500	5.3	367	32	3.5	124	88
3...	49	10	5	3	2	4	2	1	1	1	4	5000	5.3	3	1	5
4...	17	5	4	1	1
6...	26	18	2	...	2	9	2	7	...	7	2	8	29	4.4	7	2
7...	89	30	8	...	8	9	3	7	...	13	9	6500	5.7	15	29	3.9	13	5
8...	85	29	6	3	...	13	10	6	...	10	12	4500	5.7	12	28	4.5	11	3

Table 2.—CHARACTERISTICS OF HOUSING UNITS, BY BLOCKS: 1960—Con.

["Total population" contains no persons in group quarters unless preceded by asterisk (*) one asterisk (*) denotes less than 10 percent; two asterisks (**), 10 percent or more]

Blocks within census tracts	Total population	All housing units by condition and plumbing								Occupied housing units								
		Total	Sound		Deteriorating		Dilapidated	Owner occupied			Renter occupied			Occupied by non-white	1.01 or more persons per room			
			Total	With all plumbing facilities	Lacking some or all facilities	Total		With all plumbing facilities	Lacking some or all facilities	Total	Average value (dollars)	Average number of rooms	Total			Average contract rent (dollars)	Average number of rooms	
9...	60	18	6	3	3	...	12	4	8	34	5.0	3	4
11...	96	33	26	7	19	...	4	10	3500	5.8	19	31	3.2	4	6
12...	105	64	26	16	10	20	14	6	...	18	13	6500	4.5	40	35	2.4	1	2
13...	**92	32	25	10	15	...	7	3	26	35	4.2	1	1
14...	20	6	3	1	2	...	3	2	4	1
15...	19	9	9	3	4	3	1
16...	57	19	11	2	11	...	8	1	17	24	4.3	15	3
17...	64	29	2	2	...	18	2	16	...	9	9	5000	4.8	14	19	2.0	7	5
18...	25	7	5	5	...	2	1	1	6	8500	5.5	1	1	2
20...	39	13	12	9	3	1	1	3.3	1	2
23...	32	8	2	...	2	...	6	1	7	24	4.1	8	2
24...	26	7	1	1	...	3	1	2	...	3	4	2	4	1
25...	34	13	2	1	1	1	...	1	...	10	2	11	25	1.9	2	3
26...	9	6	6	1	4	4	...
28...	51	57	57	1	56	42	34	1.3	...	4
29...	9	18	15	1	14	3	...	3	8	23	1.4
30...	**71
34...	10	3
35...	54	22	18	14	4	3	2	1	...	1	9	9000	5.9	10	34	4.3	...	2
37...	46	16	9	5	4	5	3	2	...	2	10	5500	4.5	6	46	5.3	3	2
38...	22	12	7	...	7	...	5	2	7	26	5.0	4	1
40...	1	1
41...	24	15	3	...	3	3	1	2	...	9	9	34	4.3	5	2
42...	36	9	2	1	1	4	1	3	...	3	4	4	2	3
43...	10	3
44...	7	4
47...	32	12	12	9	3	6	5000	5.2	6	34	3.0	...	1
48...	52	17	13	13	...	4	2	2	...	2	5	5000	5.0	10	43	4.9	...	2
49...	32	11	10	9	1	1	...	1	2	7	41	5.3	...	1
50...	7	3
51...	40	12	10	10	...	2	1	1	6	9500	7.3	6	39	4.5
52...	32	2	2	2	...	4	2	2	...	6	3	5	34	4.8	3	3
53...	**81	19	4	4	...	12	4	8	...	3	10	5000	3.9	8	32	4.1	3	...
54...	2	1	4
55...	49	10	2	2	...	6	3	3	...	2	2	7	34	4.7	5	4
56...	4	3
59...	13	8	5	2	3	...	3	1	5	24	4.2
60...	46	18	2	2	...	11	2	8	...	5	12	7000	5.3	4	5	4
63...	24	7	5	5	...	1	1	4	2	1
64...	**60	17	14	14	...	2	2	1	10	9500	5.8	5	...	4.6	...	2
65...	53	21	4	1	3	11	1	6	4	6	8	6000	6.3	8	28	4.4	4	2
18.....	*6758	2047	1842	1766	76	166	137	15	14	39	1565	10500	5.4	425	65	4.2	3	191
1.....	14	3
3.....	8	2	7
4.....	*134	30	18	18	...	11	8	1	2	1	26	11000	5.3	2	9
5.....	152	43	24	23	1	13	6	...	7	6	34	7000	4.9	3	6
6.....	8	2	4
7.....	62	14	8	7	1	5	4	1	...	1	12	6000	4.7	2
8.....	40	8	2	1	1	5	4	1	...	1	6	13000	5.8	2	2
9.....	12	3
10.....	47	16	9	7	2	6	6	1	8	9000	5.3	8	49	4.3
11.....	7	6	5	5	1	1	1
12.....	11	4
13.....	4	1	1
14.....	18	5	4	4	...	1	...	1	...	3	1
15.....	65	21	20	15	5	1	1	11	7500	5.5	9	114	4.9	1
16.....	**33	9	9	9	6	9000	6.7	3	3
18.....	58	25	24	23	1	1	1	4	21	45	3.2	1
19.....	43	12	12	12	12	9500	5.8	1
20.....	33	11	11	11	10	11000	5.5	1	2
21.....	64	19	15	15	...	4	4	15	8500	5.9	4
22.....	94	32	15	13	2	14	10	2	3	22	7500	5.2	9	52	4.9	2
23.....	48	14	7	7	...	7	6	1	...	13	8000	5.2	1	4
24.....
25.....	46	11	5	5	...	6	6	6	9000	5.0	5	53	4.6	2
26.....	103	28	18	18	...	9	8	1	...	28	8000	5.3	5	46	3.8	4
27.....	79	23	22	20	2	18	9500	5.3	4	2
28.....	64	19	19	19	15	7500	4.9
29.....	14	6	6	6	5	7500	5.2	1
30.....	43	12	12	12	6	7500	5.3	6	171	4.7	1
31.....	29	9	9	9	6	8000	5.7	3	1
32.....	39	13	13	12	1	12	7000	5.2	1	2
33.....	61	18	18	18	17	11500	5.9
34.....	46	14	14	14	14	8500	5.5
35.....	49	14	14	14	14	10500	5.8
36.....	36	14	13	13	...	1	1	7	10000	4.7	7	59	3.4	1
37.....	32	12	10	10	...	1	1	...	1	11	8500	5.1	1	2
38.....	19	8	6	6	...	2	2	7	10000	4.6	1
39.....	17	7	5	5	...	2	2	4	2
40.....	19	6	5	5	...	1	1	6	12000	5.3
41.....	34	10	8	8	...	2	2	8	14000	5.4	1
42.....	48	15	12	12	...	3	3	14	12500	5.4	1	2
43.....	32	12	11	11	...	1	1	10	10500	5.5	2
44.....	38	16	13	9	4	1	...	1	...	11	8000	5.5	5
45.....	34	8	8	8	8	13500	6.3

City Block Characteristics

Table 2.—CHARACTERISTICS OF HOUSING UNITS, BY BLOCKS: 1960—Con.

["Total population" contains no persons in group quarters unless preceded by asterisk; one asterisk (*) denotes less than 10 percent; two asterisks (**), 10 percent or more]

Blocks within census tracts	Total population	All housing units by condition and plumbing									Occupied housing units							
		Total	Sound			Deteriorating			Dilapidated	Owner occupied			Renter occupied			Occupied by non-white	1.01 or more persons per room	
			Total	With all plumbing facilities	Lacking some or all facilities	Total	With all plumbing facilities	Lacking some or all facilities		Total	Average value (dollars)	Average number of rooms	Total	Average contract rent (dollars)	Average number of rooms			
								With flush toilet										No flush toilet
20.....	*6561	2111	1957	1856	101	134	110	22	2	20	1509	10500	5.3	533	66	3.8	1	161
1....	58	19	19	19	14	11500	4.4	5	77	4.4	...	2
2....	73	19	19	19	16	10500	5.3	2	4
3....	68	23	23	20	3	18	9000	5.2	1	5
4....	65	22	22	22	18	9000	4.7	4
5....	124	51	51	35	16	25	11500	5.8	23	47	2.8	...	3
6....	**178	7	7	7	7	1
7....	53	17	17	14	3	8	13000	5.6	9	65	4.3	...	3
8....	88	23	13	13	...	8	4	4	...	2	14	8000	5.0	9	49	3.4	...	5
9....	17	4
10....	47	15	15	15	10	10500	6.1	5	76	5.4	...	1
11....	21	7	4	4	...	3	2	1	5	7000	4.2	2	1
12....	40	14	14	14	11	12500	5.1	1	1
13....	36	10	9	9	...	1	1	7	12500	5.9	2	1
14....	22	20	20	20	...	2	2	21	11500	5.3	1	1
15....	14	4
16....	44	12	12	12	14	16000	5.4
17....	66	22	22	22	17	11500	5.1	3	3
18....	36	11	9	9	...	2	2	8	8000	4.8	1
19....	41	10	10	10	10	7500	4.9	1
20....	28	8	7	7	...	1	1	8	9000	4.9	1
21....	29	8	8	8	8	9000	4.9
22....	**71	19	18	18	...	1	1	10	9000	5.2	7	49	2.9	...	2
23....	59	16	16	16	16	10500	4.2	3
24....	26	8	8	8	5	...	5.2	3	2
25....
26....	38	14	11	11	3	10	11000	4.4	2	2
27....	27	11	7	6	1	4	3	1	9	5500	4.3	1	1
28....	67	18	18	18	15	8000	4.7	3	3
29....	18	6	4	3	1	2	5	6500	5.2	1
30....	25	10	10	10	8	5000	4.5	1
31....	18	4
32....	28	8	3	1	2	4	4	1	5	4000	3.8	2	4
33....	38	16	10	9	1	5	2	1	2	1	11	6000	4.8	3
34....	**77	22	21	16	5	1	16	8000	4.6	4	5
35....	81	28	27	27	...	1	1	27	11000	5.1	2
36....	16	3
37....	20	8	...	7	...	1	1	7	6500	4.7	3
38....	57	15	15	15	11	10500	4.8	4	3
39....	43	13	13	13	12	11000	5.1	1	1
40....	92	28	28	28	23	11000	5.6	5	64	3.2	...	2
41....	20	8	8	8	7	10500	5.0	1
42....	94	25	25	25	18	8000	5.3	7	63	4.7	...	3
43....	*124	51	51	47	4	19	11000	6.0	31	58	2.9	...	3
44....	45	25	25	25	3	21	75	4.0
45....	93	43	43	43	11	12500	5.6	32	64	3.2	...	2
46....	94	34	34	34	29	10000	5.1	3	1
47....	125	37	37	36	1	26	12000	5.8	10	58	3.8	...	1
48....	78	31	31	29	2	16	14500	5.8	14	63	3.9	...	1
49....	23	10	10	10	3	6	85	4.8
50....	50	13	13	12	1	6	...	6.7	6	70	5.2	...	1
51....	18	8	7	7	...	1	...	1	5	...	5.8	2
52....	87	30	30	28	2	15	11000	5.6	14	57	4.0	...	2
53....	66	21	18	18	...	3	3	19	10000	5.8	2	2
54....	45	16	16	16	14	8000	5.1	2
55....	58	19	18	18	...	1	1	16	9000	4.7	3	1
56....	21	7	7	7	6	9500	5.2	1	1	...
57....	56	15	14	14	...	1	1	13	8500	4.6	2	4
58....	38	12	12	12	12	9500	5.3
59....	42	17	17	17	15	13000	5.4	2
60....	52	20	20	20	19	12500	4.9	1
61....	38	14	14	14	8	10000	5.6	6	190	4.5	...	1
62....	106	37	36	36	...	1	1	32	12000	5.1	3	1
64....	22	12	11	11	...	1	1	8	10000	5.0	1
65....	54	16	16	16	13	10000	5.4	3
66....	49	17	17	17	17	9500	4.9
67....	37	10	7	7	...	3	3	10	10000	4.7	2
68....	42	15	14	14	...	1	1	14	8500	4.9	1	1
69....	28	10	8	8	...	2	2	9	11000	4.9	1
70....	130	43	34	34	...	9	9	31	9000	5.2	11	61	4.2	...	4
71....	44	17	14	14	...	3	3	14	8500	4.9	3
72....	49	19	17	17	...	2	2	13	11000	5.4	5	...	2.6	...	1
73....	72	31	25	22	3	6	...	6	17	10000	5.0	14	44	2.8	...	2
74....	73	30	30	28	2	17	10000	5.3	11	67	3.8	...	1
75....	**63	12	8	8	...	4	4	4	8	72	4.8	...	1
76....	33	12	12	12	8	13000	6.0	4
77....	73	29	29	18	11	11	10500	6.1	15	56	3.4	...	2
78....	*152	49	42	37	5	7	1	6	22	12500	6.7	25	58	2.9	...	6
79....	105	44	44	42	2	25	13000	6.3	17	59	3.6
80....	69	37	37	25	12	10	12000	5.1	25	49	3.2	...	2
81....	49	16	16	14	2	11	12500	5.2	5	...	3.6	...	1
82....	42	18	18	18	12	9000	4.5	5	47	4.6	...	1
83....	70	29	29	24	5	16	12500	5.9	13	58	2.9
84....	57	18	18	17	1	13	11500	4.8	4	1
85....	63	17	17	16	1	14	10000	5.1	2	2
86....	75	21	20	20	...	1	1	18	11000	5.6	2	1
87....	90	31	24	24	...	7	6	1	22	11000	5.9	7	57	2.9	...	3

Table 2.—CHARACTERISTICS OF HOUSING UNITS, BY BLOCKS: 1960—Con.

["Total population" contains no persons in group quarters unless preceded by asterisk: one asterisk (*) denotes less than 10 percent; two asterisks (**), 10 percent or more]

Blocks within census tracts	Total population	All housing units by condition and plumbing									Occupied housing units							
		Total	Sound			Deteriorating			Dilapidated	Owner occupied			Renter occupied			Occupied by non-white	1.01 or more persons per room	
			Total	With all plumbing facilities	Lacking some or all facilities	Total	With all plumbing facilities	Lacking some or all facilities		Total	Average value (dollars)	Average number of rooms	Total	Average contract rent (dollars)	Average number of rooms			
							With flush toilet	No flush toilet										
88...	*72	22	20	20	...	2	2	18	14500	7.3	4	
89...	70	23	20	18	2	3	3	17	11500	6.5	5	72	4.0	
90...	71	26	14	9	5	12	11	1	...	12	10500	6.1	10	60	3.5	
91...	72	19	18	18	...	1	1	17	9500	6.0	2	
92...	65	18	16	16	...	2	2	16	9000	5.6	2	1	
93...	61	16	13	13	...	3	3	15	9500	5.5	1	1	
94...	61	16	12	12	...	3	3	...	1	12	9000	5.2	4	1	
95...	65	16	16	16	14	9000	4.9	2	3	
96...	43	14	14	13	1	14	10500	5.2	1	
97...	26	9	9	9	9	11500	4.3	1	
98...	34	12	12	12	10	8000	4.2	2	1	
99...	23	6	6	6	5	...	4.8	1	2	
100...	22	6	6	6	5	12000	4.6	1	
101...	17	6	6	6	6	7000	4.0	2	
102...	34	11	10	10	...	1	1	9	8500	5.3	1	
103...	58	18	16	16	...	2	2	13	9500	4.3	5	67	3.4	...	1	
104...	48	15	13	12	1	1	1	...	1	12	9500	5.2	3	2	
105...	55	16	14	14	...	2	2	15	11000	5.6	1	1	
106...	75	20	20	20	17	10000	4.9	3	5	
107...	75	23	20	20	...	2	2	...	1	20	11500	5.5	3	1	
108...	53	17	16	16	...	1	1	15	12000	5.5	2	
109...	98	30	25	25	...	5	5	28	10000	5.7	2	1	
110...	69	26	24	18	6	2	2	21	9500	4.6	3	
111...	89	24	24	24	23	12500	6.2	1	1	
112...	119	32	30	30	...	1	1	...	1	30	11000	5.3	2	4	
113...	23	7	7	7	5	...	4.2	2	
114...	66	21	18	18	...	2	2	...	1	18	9000	4.8	1	2	
115...	72	18	15	15	...	1	1	...	2	17	12000	4.9	1	4	
21.....	*4605	1369	1104	1090	14	150	128	17	5	115	1071	12500	5.0	186	72	4.4	3	150
1...	13	5	5	5	3	1	
2...	295	87	69	67	2	12	11	1	...	67	14000	5.0	18	63	3.9	...	9	
3...	103	29	29	29	26	17000	5.6	1	3	
4...	83	22	22	22	19	13000	5.4	3	1	
5...	81	23	20	20	...	3	3	21	11500	5.0	2	4	
6...	93	28	26	26	...	2	2	24	9500	4.8	4	4	
7...	67	24	21	21	...	3	3	23	11000	4.6	1	
8...	87	27	19	17	2	7	3	3	1	22	11500	5.1	2	4	
9...	33	11	7	6	1	3	3	...	1	10	6000	3.8	1	2	
10...	31	11	6	6	...	4	3	1	...	9	5000	4.7	1	
11...	55	13	11	11	...	2	...	2	...	11	9000	4.4	2	1	
12...	50	18	18	18	18	12500	4.7	
13...	68	20	20	20	17	13000	4.8	3	1	
14...	79	22	21	21	...	1	1	21	14000	5.5	2	
15...	76	19	19	19	19	11500	5.6	1	
16...	74	23	16	16	...	6	5	1	...	18	10000	4.8	5	...	4.2	
17...	79	24	24	24	23	11500	4.5	1	3	
18...	66	18	15	15	...	3	3	14	12500	4.8	3	2	
19...	74	22	18	18	...	4	4	17	10000	4.8	4	3	
20...	96	26	22	22	...	2	2	...	2	26	9500	4.7	2	
21...	22	9	4	4	...	4	4	...	1	7	9000	4.6	
22...	218	60	40	40	...	17	15	2	...	53	12000	5.1	5	...	3.6	...	7	
23...	77	23	22	22	...	1	1	20	9000	4.1	1	3	
24...	48	14	14	13	1	9	9500	5.3	2	2	
25...	54	15	10	10	...	4	4	...	1	15	11000	5.4	1	
26...	95	23	19	19	...	4	4	22	12500	5.0	1	6	
27...	71	23	19	19	...	4	4	22	10500	5.0	1	2	
28...	73	26	26	24	2	21	13500	5.1	5	61	3.4	...	1	
29...	65	15	14	14	1	15	12000	5.3	3	
30...	87	29	28	28	1	24	12500	4.9	2	4	
31...	66	18	18	18	17	12000	5.4	1	2	
32...	43	13	11	11	...	1	1	...	1	10	10500	5.6	2	1	
33...	17	5	3	3	...	2	2	5	10000	5.6	
34...	23	8	6	6	2	6	10500	4.7	1	
35...	64	17	15	15	...	1	1	...	1	15	15000	5.0	2	3	
36...	36	14	14	14	10	9000	4.4	1	1	
37...	14	6	6	5	1	5	12000	4.4	
38...	93	23	23	23	19	13500	4.6	2	5	
39...	97	26	26	26	23	13000	4.9	2	4	
40...	77	22	17	17	...	3	1	1	2	19	11500	4.7	2	1	4	
41...	54	13	13	13	13	13500	4.6	3	
42...	30	4	4	4	...	2	2	...	1	6	7000	4.8	1	2	
43...	11	6	4	4	2	
44...	26	9	6	6	...	3	3	7	22000	5.1	2	
45...	**357	133	57	57	...	2	1	...	74	75	76	4.8	...	9	
46...	111	33	22	22	...	10	8	2	1	29	16000	5.5	1	4	
47...	135	38	38	38	31	18500	5.7	4	2	
48...	26	7	6	6	...	1	...	1	...	6	9500	6.3	1	
49...	20	6	5	5	...	1	1	5	6000	4.2	1	1	
50...	20	5	4	4	...	1	1	5	7500	4.6	1	
51...	28	7	6	5	1	1	1	6	11500	5.0	1	2	
52...	71	18	13	12	1	2	...	1	3	16	11500	4.8	2	4	
53...	78	20	16	15	1	3	3	...	1	19	10000	4.6	1	4	
54...	72	24	21	21	...	2	2	...	1	22	10000	4.8	1	2	
55...	50	18	18	18	14	11000	4.6	3	2	
57...	55	16	14	14	...	2	2	15	12500	4.9	1	
58...	31	9	9	9	9	25000	6.0	

City Block Characteristics

Table 2.—CHARACTERISTICS OF HOUSING UNITS, BY BLOCKS: 1960—Con.

["Total population" contains no persons in group quarters unless preceded by asterisk; one asterisk (*) denotes less than 10 percent; two asterisks (**), 10 percent or more]

Blocks within census tracts	Total population	All housing units by condition and plumbing								Occupied housing units								
		Total	Sound			Deteriorating			Dilapidated	Owner occupied			Renter occupied			Occupied by non-white	1.01 or more persons per room	
			Total	With all plumbing facilities	Lacking some or all facilities	Total	With all plumbing facilities	Lacking some or all facilities		Total	Average value (dollars)	Average number of rooms	Total	Average contract rent (dollars)	Average number of rooms			
								With flush toilet										No flush toilet
59...	135	37	37	37	34	19500	5.42
60...	19	5	5	5	5	20000	5.6	1
61...	38	10	9	9	...	1	1	8	20000	5.4	1
62...	40	12	11	11	...	1	1	12	14500	5.3	1
63...	36	8	8	8	8	11500	5.3	1
64...	25	8	5	4	1	3	3	6	8000	4.3	2
65...	27	9	7	7	...	2	2	9	6000	4.1	1
66...	35	10	7	7	...	3	3	8	7000	5.0	2
67...	41	11	2	2	...	9	7	2	...	10	3500	3.7	1	4
68...	19	10	3	2	1	4	3	...	1	3	6000	4.3	2
69...	21	7	3	3	...	1	1	3	1	1
70...	28	6	3	3	...	3	3	4	2	3
71...	23	6	5	5	1	5	7500	4.6	1	1

U.S. CENSUS OF HOUSING: 1960

Series HC(3)-164

CITY BLOCKS

Waterloo, Iowa


Prepared under the supervision of
WAYNE F. DAUGHERTY, Chief
Housing Division



U.S. DEPARTMENT OF COMMERCE
Luther H. Hodges, Secretary

BUREAU OF THE CENSUS

Richard M. Scammon, Director (From May 4, 1961)
Robert W. Burgess, Director (To March 3, 1961)





BUREAU OF THE CENSUS

RICHARD M. SCAMMON, *Director* (From May 4, 1961)
ROBERT W. BURGESS, *Director* (To March 3, 1961)

A. ROSS ECKLER, *Deputy Director*
HOWARD C. GRIEVES, *Assistant Director*
CONRAD TAEUBER, *Assistant Director*
MORRIS H. HANSEN, *Assistant Director for Statistical Standards*
CHARLES B. LAWRENCE, JR., *Assistant Director for Operations*
WALTER L. KEHRES, *Assistant Director for Administration*
CALVERT L. DEDRICK, *Chief, International Statistical Programs Office*
A. W. VON STRUVE, *Acting Public Information Officer*

Housing Division—

WAYNE F. DAUGHERTY, *Chief*
DANIEL B. RATHBUN, *Assistant Chief*
BEULAH WASHBAUGH, *Special Assistant*
MILTON D. LIEBERMAN, *Chief, Coordination and Research*

Decennial Operations Division—GLEN S. TAYLOR, *Chief*
Electronic Systems Division—ROBERT F. DRURY, *Chief*
Field Division—JEFFERSON D. McPIKE, *Chief*
Geography Division—WILLIAM T. FAY, *Chief*
Population Division—HOWARD G. BRUNEMAN, *Chief*
Statistical Methods Division—JOSEPH STEINBERG, *Chief*

Library of Congress Card Number: A61-9347

SUGGESTED CITATION

U.S. Bureau of the Census. *U.S. Census of Housing: 1960. Vol. III, City Blocks.*
Series HC(3), No. 164.

U.S. Government Printing Office, Washington, D.C., 1961.

For sale by the Superintendent of Documents, U.S. Government Printing Office, Washington 25, D.C.
or any of the Field Offices of the Department of Commerce—Price 30.cents.

Table 1.—CHARACTERISTICS OF HOUSING UNITS, FOR THE CITY: 1960

Subject	Number	Percent	Subject	Number	Percent
All housing units	22,919	100.0	Occupied housing units—Con.		
CONDITION AND PLUMBING			COLOR		
Sound	19,350	84.4	White	20,846	94.9
With all plumbing facilities	17,938	78.3	Nonwhite	1,124	5.1
Lacking some or all facilities	1,412	6.2	PERSONS PER ROOM		
Deteriorating	2,880	12.6	1.00 or less	19,760	89.9
With all plumbing facilities	1,982	8.6	1.01 or more	2,210	10.1
Lacking some or all facilities	898	3.9	AVERAGE NUMBER OF ROOMS		
With flush toilet	624	2.7	Owner occupied	5.4	...
No flush toilet	274	1.2	Renter occupied	3.8	...
Dilapidated	689	3.0	VALUE AND RENT		
Occupied housing units	21,970	100.0	Average value	12,900	...
TENURE			Average contract rent	62	...
Owner occupied	15,839	72.1			
Renter occupied	6,131	27.9			

NOTE.—On the map for Waterloo, approximately 1,560 blocks are identified.

Table 2.—CHARACTERISTICS OF HOUSING UNITS, BY BLOCKS: 1960

["Total population" contains no persons in group quarters unless preceded by asterisk; one asterisk (*) denotes less than 10 percent; two asterisks (**), 10 percent or more]

Blocks within census tracts	Total population	All housing units by condition and plumbing								Occupied housing units							
		Total	Sound			Deteriorating			Dilapidated	Owner occupied			Renter occupied			Occupied by non-white	1.01 or more persons per room
			Total	With all plumbing facilities	Lacking some or all facilities	Total	With all plumbing facilities	Lacking some or all facilities		Total	Average value (dollars)	Average number of rooms	Total	Average contract rent (dollars)	Average number of rooms		
1.....	*1198	859	482	328	154	295	179	116	82	65	22000	4.9	666	55	2.4	3	29
1.....	...	1
2.....	11	7	6	6	...	1	...	1	...	3	4
3.....	32	9	2	2	...	7	3	4	6	41	6.2	...	1
4.....	3	3
7.....	77	27	6	4	2	21	11	10	...	11	13000	5.9	16	42	3.1	...	1
8.....	37	20	3	3	...	16	11	5	...	6	...	5.3	11	58	3.4
9.....	12	9	7	...	7	2	2	7	7	53	2.3	...	1
10.....	14	9	9	7	2	9	9	68	2.8
12.....	11	12	12	12	9	44	44	2.7
13.....	63	40	12	3	9	28	24	4	...	4	31	48	2.5	1	2
14.....	33	15	11	5	6	4	4	2	13	46	3.1	...	1
15.....	20	14	14	3	11	...	2	7	30	1.9	...	1
17.....	27	10	10	6	4	1	8	79	4.1
18.....	52	26	2	2	...	24	11	13	...	25	54	54	3.1	...	3
19.....	37	44	44	8	36	...	6	42000	4.2	19	45	1.3	...	2
20.....	74	62	50	40	10	...	2	54	59	2.2
22.....	22	22	22	...	22	22	22	34	1.0
24.....	53	70	70	32	38	2	37	66	1.1	2	4
25.....	10	6	6	5	1	5	43	43	4.8
26.....	22	10	10	10	10	61	61	3.3	...	2
28.....	6	5	5	1	4	4
29.....	**60	33	4	3	1	11	4	7	18	4	25	48	2.8	...	1
30.....	40	33	29	29	...	2	2	...	2	2	30	67	2.9
31.....	22	20	20	20	20	48	48	2.2
32.....	52	46	19	19	...	3	3	...	24	45	43	43	2.2	...	2
33.....	20	33	33	13	20	16	45	45	1.6
34.....	32	31	31	20	11	28	43	43	2.2
36.....	3	2
37.....	7	4
38.....	3	2
39.....	2	4
40.....	72	52	52	45	7	2	49	54	2.7	...	1
41.....	21	13	13	11	2	12	50	50	3.3	...	1
42.....	38	35	35	28	7	30	103	103	2.2	...	1
43.....	7	2
44.....	1	1
47.....	17	18	18	17	1	12	46	46	2.8
50.....	68	48	30	24	6	15	9	6	3	41	62	62	1.9	...	2
51.....	17	12	12	12	12	54	54	2.5
54.....	20	14	8	3	5	6	12	57	57	2.3
55.....	**41	18	1	1	...	9	9	1	7	15	52	52	3.0	...	1
56.....	39	17	8	6	2	9	9	58	58	3.7	...	1
2.....	*4249	1532	1452	1283	169	72	61	11	8	840	11000	5.8	643	66	3.8	...	75
1.....	**54	31	29	7	22	2	2	27	48	48	2.5	...	1
2.....	**35	6	6	5	1	3	1
3.....	49	29	29	20	9	22	48	48	2.6	...	1
4.....	65	40	40	38	2	35	102	102	4.7
5.....	63	35	30	15	15	5	2	3	...	8	45	45	2.6	...	1
6.....	77	39	33	19	14	6	4	2	...	8	50	50	2.8	...	2
7.....	81	27	25	24	1	2	...	2	...	11	10000	5.5	16	61	4.5	...	2

City Block Characteristics

Table 2.—CHARACTERISTICS OF HOUSING UNITS, BY BLOCKS: 1960—Con.

["Total population" contains no persons in group quarters unless preceded by asterisk; one asterisk (*) denotes less than 10 percent; two asterisks (**), 10 percent or more]

Blocks within census tracts	Total population	All housing units by condition and plumbing									Occupied housing units							
		Total	Sound			Deteriorating			Dilapidated	Owner occupied			Renter occupied			Occupied by non-white	1.01 or more persons per room	
			Total	With all plumbing facilities	Lacking some or all facilities	Total	With all plumbing facilities	Lacking some or all facilities		Total	Average value (dollars)	Average number of rooms	Total	Average contract rent (dollars)	Average number of rooms			
8...	71	26	23	20	3	3	3	13	11500	5.0	12	61	4.3	...	2
9...	57	20	19	16	3	1	1	13	12500	5.7	7	188	4.4	...	1
10...	54	18	17	15	2	1	1	14	12000	6.5	4
11...	73	26	25	24	1	1	1	10	14500	6.6	15	83	3.7	...	1
12...	61	23	23	21	2	15	12000	5.9	6	79	4.8	...	1
13...	99	40	40	40	31	12000	5.9	8	78	4.6
14...	35	15	15	15	12	10000	5.6	3
15...	41	17	17	15	2	13	12500	6.6	3	2
16...	68	26	25	23	2	1	1	19	11500	5.8	6	75	4.8	...	2
17...	25	10	10	10	8	11500	6.3	2
18...	39	13	13	13	11	11000	5.4	2	1
19...	36	16	10	10	...	6	6	2	14	67	4.4	...	1
20...	11	4
21...	63	24	22	20	2	2	2	14	8500	5.3	10	54	3.6	...	1
22...	67	29	29	19	10	12	10500	5.9	15	61	3.6	...	1
23...	48	13	13	13	6	12000	6.3	7	64	5.6
24...	95	38	33	24	9	1	...	1	...	4	15	9500	5.3	23	58	3.0	...	2
25...	71	38	36	27	9	2	2	11	8000	5.7	25	57	2.9	...	1
26...	37	18	18	13	5	4	14	59	3.1
28...	51	25	25	22	3	11	10500	5.3	12	62	3.5	...	1
29...	93	25	21	21	4	9	10000	6.6	15	61	4.0	...	7
30...	56	18	18	16	2	15	11000	6.5	3
31...	93	28	20	18	2	8	8	20	9500	5.6	7	63	4.0	...	3
32...	73	22	22	22	19	11000	5.8	3	2
33...	41	17	17	17	8	11500	5.6	8	89	3.1	...	1
34...	41	16	16	16	16	13000	5.7
35...	83	22	22	22	18	13500	5.9	3	1
36...	58	21	21	21	21	11500	5.1
38...	24	8	8	8	7	11500	6.3	1
39...	16	6	5	5	...	1	1	5	...	5.4	1
40...	23	5	5	5	4	1	1
41...	52	17	17	17	11	12500	5.6	5	...	5.2	...	1
42...	67	19	19	19	19	11500	5.8	2
43...	55	17	16	16	...	1	1	11	9500	6.5	6	68	3.7	...	2
44...	99	31	31	26	5	16	9000	6.2	13	63	4.0	...	3
45...	69	27	27	20	7	12	8500	5.3	13	61	3.8	...	1
46...	32	19	18	13	5	1	1	6	...	6.0	13	52	2.5	...	1
47...	96	34	30	28	2	4	4	9	13500	5.8	25	61	4.2	...	1
48...	63	26	24	23	1	2	2	15	10000	5.9	9	68	4.3
49...	80	23	20	18	2	3	3	16	10000	6.1	7	60	4.1	...	2
50...	50	20	19	19	...	1	1	8	11500	6.3	11	61	5.3
51...	29	15	15	15	14	12000	5.1	1	4
52...	**152	20	20	20	2	18	98	3.6
53...	40	14	14	14	14	13000	5.6	1
55...	65	24	24	24	19	12000	5.3	4	1
56...	89	35	35	35	25	12500	5.4	10	77	4.7
57...	75	19	19	17	2	15	11000	6.1	4	2
58...	28	6	6	6	4	2	1
59...	140	60	59	54	5	1	1	29	11500	6.3	27	66	3.7	...	2
60...	167	55	47	33	14	8	6	2	14	10500	6.3	36	58	4.0	...	7
61...	33	9	9	9	6	10500	5.8	3	1
62...	33	23	23	23	17	11500	5.5	6	65	3.2	...	1
63...	69	19	18	18	...	1	1	14	12500	6.4	5	67
64...	33	12	12	12	11	10000	5.5
65...	45	15	15	15	15	12500	5.1
66...	99	30	30	27	3	23	10500	6.1	7	70	3.9	...	2
67...	169	56	54	54	...	2	2	43	9500	5.7	12	68	4.3	...	2
68...	173	53	47	45	2	6	5	1	34	9500	5.7	19	70	4.9	...	4
3.....	**195	1534	1307	1174	133	223	194	29	...	4	721	11500	6.0	759	75	3.8	...	75
1...	17	12	12	7	5	11	53	2.9
3...	24	8	8	7	1	2	6	62	4.0	...	1
4...	86	34	32	26	6	2	2	11	12500	5.2	23	102	3.2	...	2
5...	14	7	7	7	5	...	5.4
8...	64	21	18	18	...	3	3	14	12500	5.9	5	...	5.4
7...	80	25	25	21	4	13	12000	6.1	10	60	4.2	...	2
8...	6	3
9...	56	15	15	15	14	9500	5.6	1	2
10...	50	20	16	16	...	4	4	14	9000	6.1	6	75	4.3
11...	57	19	15	14	1	4	4	15	12000	5.9	5	58	3.6	...	1
12...	63	20	19	19	...	1	1	15	11000	7.1	5	57	3.6
13...	132	46	36	38	...	8	7	1	23	9000	6.5	21	66	4.1	...	3
14...	66	29	29	22	7	11	13000	5.6	17	51	4.1	...	1
15...	87	33	33	26	7	11	9500	5.7	21	65	3.4	...	2
16...	71	36	36	21	15	7	11500	7.1	27	56	3.4	...	1
17...	*141	61	48	43	5	12	11	1	...	1	16	13000	6.1	41	119	3.8	...	2
18...	83	42	40	35	5	2	2	12	14000	6.8	28	75	4.2	...	1
19...	**43	16	11	9	2	5	2	3	7	...	7.6	9	57	3.0
20...	82	22	22	22	13	9500	6.1	9	146	4.9	...	2
21...	81	30	30	27	3	24	9000	6.3	6	45	3.8	...	1
22...	49	18	18	18	15	10000	5.5	3
23...	61	15	15	15	14	14800	6.3	1
25...	20	7	4	4	...	1	1	4	1	1
26...	158	43	43	39	4	2	4
27...	152	52	52	52	27	10000	5.7	15	71	4.1	...	8
28...	99	28	28	28	16	11500	5.0	33	86	4.4	...	9
29...	95	33	30	28	2	3	3	18	10500	5.6	10	73	5.0	...	2
											25	11500	6.2	8	58	3.3	...	1

Table 2.—CHARACTERISTICS OF HOUSING UNITS, BY BLOCKS: 1960—Con.

["Total population" contains no persons in group quarters unless preceded by asterisk: one asterisk (*) denotes less than 10 percent; two asterisks (**), 10 percent or more]

Blocks within census tracts	Total population	All housing units by condition and plumbing								Occupied housing units								
		Total	Sound			Deteriorating			Dilapidated	Owner occupied			Renter occupied			Occupied by non-white	1.01 or more persons per room	
			Total	With all plumbing facilities	Lacking some or all facilities	Total	With all plumbing facilities	Lacking some or all facilities		Total	Average value (dollars)	Average number of rooms	Total	Average contract rent (dollars)	Average number of rooms			
								With flush toilet										No flush toilet
30...	34	12	11	11	1	6	9500	6.3	5	68	4.6	
31...	68	21	21	21	17	10000	6.6	3	...	3.2	
32...	78	31	31	26	5	17	12000	6.1	13	58	
33...	**96	56	56	53	3	7	...	5.9	46	95	3.1	
34...	140	70	68	48	20	2	2	12	16000	6.8	52	86	
35...	*162	78	55	48	7	23	15	8	...	19	11000	5.3	56	59	2.9	
36...	102	48	10	10	...	38	33	5	...	14	12000	6.2	30	68	3.3	
37...	**79	25	16	14	2	9	9	9	...	6.7	15	73	3.7	
38...	94	31	15	10	5	16	15	1	...	13	10000	6.2	16	67	4.3	
39...	86	37	37	33	4	17	9500	5.8	19	63	3.2	
40...	90	29	17	15	2	12	10	2	...	15	10000	5.6	14	76	4.3	...	1	
41...	72	20	20	20	15	12000	6.6	5	...	4.4	...	1	
42...	87	37	37	37	8	14500	6.0	27	80	4.9	...	1	
44...	77	25	25	22	3	24	12000	5.2	1	1	
45...	127	39	22	22	...	17	15	2	...	24	10500	6.0	14	65	5.1	...	1	
46...	74	21	15	13	2	6	6	9	12000	6.6	12	71	3.9	...	2	
47...	79	31	10	10	...	21	21	17	14000	6.5	13	69	3.1	...	1	
48...	103	34	16	13	3	18	18	16	11000	5.8	17	60	3.4	...	3	
49...	78	24	9	9	...	15	9	6	...	16	13000	6.4	7	66	3.3	...	3	
50...	95	32	32	31	1	20	10500	5.6	12	65	4.3	
51...	60	20	20	15	5	14	9000	5.2	6	50	3.2	...	1	
52...	82	29	29	29	11	10000	6.5	17	74	4.1	
53...	74	30	30	30	17	14500	6.3	12	76	3.9	
54...	99	26	25	22	3	1	1	17	18500	6.6	9	77	5.2	...	1	
55...	28	10	10	10	6	12000	6.3	4	4	
56...	94	23	23	22	1	15	10000	5.9	8	74	4.5	
4.....	3336	1033	961	910	51	70	34	5	31	2	793	9000	4.8	204	58	4.1	9	135
2...	...	2	3
3...	109	35	35	32	3	27	7500	5.6	5	63	4.0	...	4	
4...	46	15	13	11	2	2	1	...	1	...	7500	5.0	10	64	3.1	...	2	
5...	17	7	2	2	...	4	4	1	4	...	1	...	5	
6...	37	12	6	2	4	6	...	6	...	2	7	28	2.6	3	5	
8...	81	21	11	6	5	10	3	...	7	...	9000	4.6	9	40	3.7	2	8	
9...	32	10	8	8	...	2	1	1	...	3	6	43	3.3	...	3	
10...	62	21	20	20	...	1	1	18	8500	4.5	3	
11...	25	14	13	12	1	1	1	12	8500	4.3	
12...	11	3	
13...	31	11	11	11	9	8500	5.3	2	1	
14...	65	18	17	17	...	1	1	18	9500	4.6	4	
15...	53	18	17	17	16	10500	4.6	2	1	
16...	68	19	17	17	...	2	2	18	8500	4.4	1	3	
17...	16	5	5	5	4	1	1	
18...	28	7	7	7	6	11000	4.3	1	1	
19...	59	13	13	13	12	11000	4.4	1	5	
20...	76	25	24	24	...	1	1	19	8500	4.5	3	1	
21...	45	13	13	12	1	12	8500	4.4	1	1	
22...	67	19	18	18	...	1	1	14	9500	4.6	5	69	5.0	...	3	
23...	59	15	15	15	12	10500	4.9	3	2	
24...	44	15	15	15	14	9500	4.6	2	
25...	17	5	3	3	...	2	2	4	1	...	1	
26...	41	9	9	9	6	9500	5.8	3	2	
27...	75	21	21	16	5	14	9000	5.7	6	51	3.3	...	6	
29...	21	8	8	8	...	3	6	7000	4.0	2	1	
30...	27	10	9	9	...	1	...	1	...	8	9000	4.3	1	
31...	36	12	12	12	12	9500	4.6	1	
32...	44	16	16	16	14	9500	4.7	2	1	
33...	72	20	20	20	16	9500	4.9	4	3	
34...	31	8	8	8	8	10500	4.0	2	
35...	45	16	16	15	1	13	8500	4.2	2	2	
36...	7	2	
37...	24	6	6	6	3	3	1	
38...	32	10	9	9	...	1	1	7	9000	4.9	3	
39...	10	4	
40...	29	10	10	10	9	10500	4.2	
41...	50	14	13	13	...	1	1	14	10000	4.9	2	
42...	37	12	11	11	...	1	1	10	9000	4.7	2	2	
44...	53	16	15	15	...	1	1	13	7000	5.2	3	2	
45...	73	19	19	19	18	8000	5.3	1	2	
46...	90	25	24	23	1	1	1	18	8000	5.5	5	42	4.4	...	3	
47...	66	19	18	18	...	1	1	12	8500	5.6	5	70	3.8	...	3	
48...	20	7	7	5	2	6	5500	4.8	1	1	
49...	7	4	
51...	35	10	10	9	1	4	3	1	
52...	11	5	5	1	4	2	1	
53...	12	3	1	
54...	50	15	15	15	14	7000	5.1	1	1	
55...	64	18	18	17	1	15	10500	5.3	3	
56...	18	6	5	5	...	1	1	5	7000	5.0	1	2	
57...	34	9	7	7	...	2	2	8	9500	5.3	
58...	22	11	10	9	1	1	1	8	9500	4.3	2	
59...	20	7	7	6	1	7	11000	5.4	2	
60...	23	7	7	7	3	4	6	
61...	39	8	8	8	7	9000	4.7	1	1	
62...	21	6	5	5	...	1	1	5	7500	4.2	1	1	
63...	49	16	16	16	14	10000	4.4	2	1	
64...	56	17	15	15	...	2	1	...	1	14	10000	4.7	2	4	

Table 2.—CHARACTERISTICS OF HOUSING UNITS, BY BLOCKS: 1960—Con.

["Total population" contains no persons in group quarters unless preceded by asterisk; one asterisk (*) denotes less than 10 percent; two asterisks (**). 10 percent or more]

Blocks within census tracts	Total population	All housing units by condition and plumbing									Occupied housing units							
		Total	Sound			Deteriorating			Dilapidated	Owner occupied			Renter occupied			Occupied by non-white	1.01 or more persons per room	
			Total	With all plumbing facilities	Lacking some or all facilities	Total	With all plumbing facilities	Lacking some or all facilities		Total	Average value (dollars)	Average number of rooms	Total	Average contract rent (dollars)	Average number of rooms			
							With flush toilet	No flush toilet										
5...	89	20	7	7	...	13	9	2	2	...	17	6500	5.9	3	10	5
6...	38	11	6	6	...	5	3	2	8	7500	7.1	2	4	2
7...	116	42	25	25	...	17	15	2	22	10000	6.3	16	63	4.3	1	4
8...	11	4
9...	51	17	15	9	6	2	2	2	8	9000	6.3	8	48	3.8	...	3
10...	63	25	20	19	1	2	2	2	...	3	11	9500	5.9	13	49	3.7	...	5
11...	61	26	11	9	2	10	2	8	...	5	11	10000	5.8	10	44	2.5	...	4
12...	**125	39	35	32	3	4	3	1	16	8500	6.1	23	55	3.7	...	2
13...	70	27	25	20	5	2	2	2	7	10500	6.0	19	50	3.1	...	1
14...	**133	35	33	32	1	2	2	21	9500	6.8	13	60	5.7	...	1
15...	93	26	18	16	2	8	3	5	16	9000	5.5	10	52	4.2	13	6
16...	85	19	6	6	...	12	9	2	1	1	9	9000	5.9	10	46	3.8	12	6
17...	18	4
18...	71	18	3	3	...	5	4	1	...	10	5	9500	5.4	11	50	5.0	9	4
19...	75	20	4	2	2	16	14	2	10	9000	5.6	10	53	5.0	14	6
20...	126	43	38	24	14	5	4	1	16	11000	6.3	23	79	2.8	19	7
21...	140	49	47	42	5	2	2	19	11500	6.1	26	60	4.4	...	8
22...	68	26	26	26	13	10000	6.2	10	52	3.7	...	1
23...	*80	36	34	29	5	1	1	1	17	10000	6.9	18	88	3.7	...	1
24...	54	28	24	19	5	4	4	8	13000	5.0	18	62	3.2
26...	**66	22	20	19	1	2	2	9	13000	6.2	12	59	4.3
27...	77	40	38	36	2	1	1	1	15	9500	4.8	23	85	2.7	...	1
28...	**91	28	25	20	5	3	3	11	14000	6.9	16	73	3.2	...	2
30...	84	30	26	19	7	4	2	2	16	11500	6.1	12	60	3.7	11	5
31...	115	30	25	19	6	5	1	4	14	10000	6.3	13	59	3.2	20	8
32...	124	27	11	11	...	8	8	8	16	7000	6.3	8	48	4.8	20	7
33...	*76	25	13	5	8	10	2	8	...	2	8	...	6.5	15	37	2.9	15	4
34...	55	26	11	6	5	15	9	6	10	...	5.7	12	45	2.7	9	7
35...	126	37	18	18	...	18	13	5	...	1	18	8000	6.2	13	54	3.7	21	1
36...	149	42	24	20	4	16	13	3	...	2	17	9000	5.6	25	50	3.6	33	8
37...	31	14	13	10	3	1	1	4	9	53	3.2	...	8
38...	*119	43	29	23	6	12	5	7	...	2	8	11500	6.0	29	70	3.6	2	8
39...	89	39	36	33	3	3	3	18	13500	6.6	21	62	3.7	...	3
40...	58	22	20	18	2	2	1	1	12	13000	6.8	10	122	4.8
41...	44	20	18	17	1	2	2	6	9000	6.3	13	56	2.8	1	1
42...	13	4
44...	**37	13	8	1	7	5	5	1	11	54	3.8	...	1
45...	46	26	20	13	7	6	3	3	4	22	59	3.1	...	1
46...	**42	17	14	13	1	3	1	2	3	14	52	2.7	...	1
47...	7	5	4	4	...	1	1	1	4
48...	20	13	9	4	5	4	3	1	4	8	39	1.8
49...	**23	12	2	2	...	10	7	3	2	7	62	3.6	1	...
50...	122	112	112	95	17	2	95	57	2.7
51...	108	53	52	38	14	1	1	16	8500	5.8	31	54	3.0	2	6
52...	39	20	11	10	1	7	...	7	...	2	5	...	6.0	12	41	3.0	2	2
53...	110	42	21	17	4	21	9	12	7	...	5.3	34	63	3.1	37	7
54...	150	59	16	13	3	23	21	2	...	20	12	7500	5.6	44	55	4.0	...	4
55...	156	58	16	16	...	24	18	6	...	18	20	9000	6.2	30	68	3.9	...	6
56...	*65	29	29	24	5	9	9000	6.1	14	68	4.1
57...	75	56	36	17	19	20	4	16	3	47	40	1.8	...	3
58...	12	11	11	4	7	2	5	71	2.6
59...	57	30	30	24	6	7	...	6.7	22	51	3.6	...	2
60...	**9	2
61...	50	20	20	18	2	9	13000	6.0	11	62	3.1	1	...
62...	76	34	23	23	...	11	9	10000	7.1	23	54	3.0	...	1
64...	90	35	13	13	...	22	19	7	11	10000	6.3	21	63	3.8
65...	107	48	36	23	13	11	1	4	...	1	14	9000	6.3	34	54	2.9	...	1
66...	52	20	1	1	...	10	8	2	...	9	5	...	4.6	14	55	3.3	...	3
7...	*3197	1146	768	642	126	369	221	144	4	9	517	8500	6.1	547	55	3.6	32	93
1...	49	19	16	14	2	3	3	10	10000	5.7	8	62	4.9	...	1
2...	12	5	5	5	8	54	4.0
4...	14	9	9	1	8	1	8	51	3.0
9...	72	36	10	6	4	25	9	16	...	1	6	...	4.2	26	54	2.9	...	1
10...	*98	51	7	7	...	44	29	15	11	12000	5.7	35	58	3.1	...	2
11...	91	45	12	8	4	33	10	23	12	9000	4.7	28	44	2.5	...	3
12...	109	53	10	8	2	43	19	24	11	10000	5.3	39	52	3.0	...	6
13...	**117	32	30	27	3	2	2	14	8000	6.1	17	61	4.5	...	3
15...	68	19	16	16	...	3	1	2	14	6000	5.9	4	5	3
16...	100	36	33	28	5	3	3	20	8000	6.0	15	60	3.9	...	2
17...	95	41	11	3	8	30	18	12	10	6500	5.7	27	43	3.0	...	2
18...	84	46	45	31	14	1	1	14	9500	5.9	25	54	3.0	...	2
19...	67	25	23	16	7	13	8500	5.8	11	51	4.0	...	1
20...	37	17	1	1	...	13	10	3	...	2	4	11	48	4.3	...	1
23...	26	6	6	4	2	3	3	1
24...	13	5	5	2	3	1	3	2
25...	63	35	35	17	18	14	8500	6.2	19	42	2.4	...	2
26...	46	17	17	15	2	11	8500	6.5	5	63	4.6	...	2
27...	43	21	20	15	5	1	...	1	10	9000	5.9	7	57	3.4
28...	78	20	20	19	1	9	9500	7.8	11	52	4.2	...	3
29...	55	25	11	10	1	14	10	4	12	8000	6.1	9	54	4.3	...	1
30...	73	28	16	15	1	12	6	6	16	7500	5.7	5	52	3.8	...	1
31...	57	19	6	5	1	11	9	2	...	2	11	8000	6.5	5	48	3.0	...	2
32...	*84	39	32	27	5	7	5	2	3	31	57	3.4	...	2
33...	*95	27	27	24	3	17	8000	6.8	7	53	4.0	...	2
34...	88	25	22	19	3	3	3	15	7000	6.0	8	63	4.6	...	2
35...	32	8	5	5	...	3	1	1	8	5500	5.5	7	2

City Block Characteristics

Table 2.—CHARACTERISTICS OF HOUSING UNITS, BY BLOCKS: 1960—Con.

["Total population" contains no persons in group quarters unless preceded by asterisk; one asterisk (*) denotes less than 10 percent; two asterisks (**), 10 percent or more]

Blocks within census tracts	Total population	All housing units by condition and plumbing								Occupied housing units								
		Total	Sound			Deteriorating			Dilapidated	Owner occupied			Renter occupied			Occupied by non-white	1.01 or more persons per room	
			Total	With all plumbing facilities	Lacking some or all facilities	Total	With all plumbing facilities	Lacking some or all facilities		Total	Average value (dollars)	Average number of rooms	Total	Average contract (dollars)	Average number of rooms			
							With flush toilet	No flush toilet										
44...	10	5	5	5	2	3	
45...	15	4	
46...	10	3	
47...	28	10	10	10	1	9	52	4.2	
48...	4	3	
49...	15	2	
53...	2	1	
55...	30	13	4	3	1	7	1	2	4	2	9	4500	4.3	3	1	
56...	4	2	
57...	10	5	5	5	4	1	
58...	66	17	16	15	1	1	1	8	9000	6.3	9	61	4.6	...	1	
59...	45	9	8	8	...	1	1	6	9000	5.5	3	4	
60...	3	1	
61...	3	2	
62...	2	1	
63...	18	4	
64...	6	2	
66...	15	9	1	...	1	3	3	5	2	...	5	23	2.4	...	2	
67...	11	3	
68...	11	3	
70...	179	49	48	47	1	1	1	37	7500	4.5	12	50	4.2	...	10	
71...	13	6	2	2	...	4	2	2	1	
72...	13	3	
73...	6	2	
74...	2	2	
76...	3	1	
77...	13	5	2	1	1	2	1	...	1	1	5	4000	4.2	
79...	2	1	
80...	1	2	
81...	6	4	
82...	16	5	4	4	1	3	...	2	
83...	2	3	
84...	5	2	
86...	7	1	
88...	2	1	
90...	6	2	
93...	8	3	
97...	23	6	4	4	...	1	1	1	4	...	2	2	
98...	11	7	4	3	1	3	5	...	1	
99...	16	6	3	2	1	3	1	...	2	...	4	...	2	1	
100...	31	8	6	6	...	2	2	...	6	9000	6.2	2	1	
101...	27	9	6	6	...	2	1	...	1	...	3	...	6	
102...	53	14	7	3	4	3	1	...	2	4	32	4.3	4	
103...	8	5	2	2	...	1	7	5500	4.0	7	43	4.0	
106...	12	4	1	2	
121...	4	2	
123...	5	1	
136...	1	1	
137...	3	1	
138...	2	1	
141...	3	1	
142...	16	3	
143...	17	5	5	3	2	4	1	1	
144...	57	17	17	14	3	1	
145...	51	12	5	1	4	5	10	7000	4.1	6	48	5.0	...	4	
146...	14	3	5	2	9	4000	4.2	2	...	1	5	
148...	2	1	
150...	4	1	
151...	1	1	
152...	1	1	
153...	6	1	
154...	1	1	
155...	1	1	
162...	21	8	8	8	
163...	12	8	8	7	7	11000	4.9	1	
164...	70	22	19	18	1	3	1	...	2	4	2	2	
165...	109	38	35	33	2	2	1	...	2	19	13000	5.0	3	2	
10.....	4921	1433	1374	1365	9	43	41	1	...	16	1303	13500	4.9	95	83	4.4	147	
1...	40	12	10	10	...	2	2	1	...	7	13000	5.3	5	78	4.0	...	1	
2...	66	25	24	23	1	1	1	18	13500	4.9	6	72	4.3
3...	79	28	26	26	...	2	2	21	13500	5.3	7	176	4.4	...	1
4...	20	20	20	20	17	16000	5.5	1
5...	69	23	23	23	22	14500	5.3	1
6...	89	24	21	20	...	3	3	23	12000	5.3	1
7...	63	25	24	24	...	1	1	25	12000	5.2
8...	30	12	11	11	...	1	1	12	12000	4.4
9...	51	15	15	12	3	11	12500	4.9	4	2
10...	14	5	4	4	...	1	1	4	...	1
11...	78	29	28	28	...	1	1	25	13000	5.0	4
12...	55	16	16	16	15	12000	4.8	1
13...	79	25	25	25	22	12000	4.7	3	1
14...	72	26	24	24	...	2	2	25	11000	5.2	1
15...	89	28	26	26	...	2	2	24	12500	5.5	4
16...	55	19	18	18	...	1	1	15	12000	5.3	3	1
17...	81	23	22	20	2	1	1	20	15000	5.4	3	3
18...	72	24	24	23	1	23	13500	4.8	2

Table 2.—CHARACTERISTICS OF HOUSING UNITS, BY BLOCKS: 1960—Con.

["Total population" contains no persons in group quarters unless preceded by asterisk; one asterisk (*) denotes less than 10 percent; two asterisks (**), 10 percent or more]

Blocks within census tracts	Total population	All housing units by condition and plumbing								Occupied housing units								
		Total	Sound			Deteriorating			Dilapidated	Owner occupied			Renter occupied			Occupied by non-white	1.01 or more persons per room	
			Total	With all plumbing facilities	Lacking some or all facilities	Total	With all plumbing facilities	Lacking some or all facilities		Total	Average value (dollars)	Average number of rooms	Total	Average contract rent (dollars)	Average number of rooms			
						With flush toilet	No flush toilet											
19...	48	14	14	14	14	14000	4.6	2	
20...	71	23	23	23	23	12500	4.3	2	
21...	35	9	8	8	...	1	1	9	14000	4.8	3	
22...	70	22	22	22	20	15000	4.9	3	
23...	75	19	19	19	19	14500	4.9	4	
24...	51	16	16	16	15	15500	5.0	4	
25...	89	27	27	27	23	15500	5.1	1	
26...	67	20	20	20	20	16500	4.9	3	
27...	61	20	20	20	18	15000	4.7	1	
28...	66	20	20	20	20	13500	4.7	2	
29...	60	20	20	20	18	13500	4.6	2	1	
30...	74	20	20	20	20	14500	4.7	4	
31...	63	20	20	20	20	16500	4.9	1	
32...	64	16	16	16	16	15000	4.9	2	
33...	74	16	16	16	16	14500	5.3	3	
34...	78	20	20	20	20	17000	5.0	4	
35...	75	20	20	20	20	14500	4.9	2	
36...	66	20	20	20	20	14000	5.0	1	
37...	57	15	15	15	14	14000	4.9	1	2	
38...	87	20	20	20	20	15000	4.9	4	
39...	67	18	18	18	18	16500	4.9	2	
40...	78	16	16	16	15	15500	5.3	1	4	
41...	46	12	12	12	12	15500	4.9	2	
42...	49	14	14	14	12	15500	4.9	1	1	
43...	50	13	13	13	13	15500	5.0	2	
44...	50	12	12	12	12	16500	5.3	2	
45...	62	18	15	15	...	1	1	16	16000	5.3	2	2	
46...	81	25	21	21	...	2	2	...	2	17	15000	4.8	4	7	
47...	69	20	20	19	1	19	12500	4.6	1	2	
48...	75	21	19	19	...	2	2	21	12000	4.4	4	
49...	77	21	21	21	19	11000	4.7	1	4	
50...	67	19	16	16	...	2	1	...	1	17	13000	5.2	2	2	
51...	45	17	17	16	1	16	12000	4.2	1	
52...	77	23	22	22	...	1	1	20	15000	5.1	1	1	
53...	83	21	17	17	...	3	3	...	1	19	12000	4.9	2	4	
54...	67	19	18	18	...	1	1	18	12500	4.6	2	
55...	91	25	25	25	23	12500	4.4	2	3	
56...	68	21	18	18	...	2	2	...	1	20	13000	4.8	1	3	
57...	30	9	9	9	8	17500	5.3	2	
58...	66	17	17	17	15	13500	4.6	2	3	
59...	72	18	18	18	15	16000	5.1	2	2	
60...	46	12	11	11	...	1	1	9	13500	4.8	2	
61...	38	11	10	10	1	10	11500	5.3	1	
62...	33	12	10	10	...	1	1	...	1	11	12000	4.7	1	
63...	66	19	19	19	16	10500	4.8	1	2	
64...	53	16	16	16	14	11000	4.3	1	3	
65...	57	15	13	13	...	1	1	...	1	13	11500	4.4	2	3	
66...	48	14	13	13	...	1	1	13	10500	4.3	1	1	
67...	75	17	17	17	14	14000	4.9	3	5	
68...	72	21	18	18	...	2	2	...	1	16	10500	4.6	4	3	
70...	69	18	18	18	18	16500	5.1	1	
71...	67	18	18	18	17	16000	5.0	1	1	
72...	46	13	13	13	12	21000	5.3	3	
74...	59	14	14	14	14	13000	5.3	
75...	66	15	14	14	...	1	1	12	12500	5.1	3	3	
76...	67	17	17	17	16	13000	4.9	2	
77...	44	11	10	10	1	10	12000	4.7	4	
78...	69	18	18	18	18	13500	4.8	4	
79...	31	8	7	7	1	7	10000	4.6	1	
80...	50	16	15	15	...	1	1	13	11500	4.5	2	1	
81...	36	13	8	8	...	2	1	1	3	11	9500	4.4	1	
11.....	*3774	1176	1084	1077	7	90	86	3	1	2	978	13500	5.3	183	80	4.2	1	72
1...	54	15	15	15	12	14000	5.9	3	
2...	60	12	12	12	9	13000	5.8	3	3	
3...	94	27	22	22	...	5	5	19	10000	5.4	7	70	5.6	...	5	
4...	38	12	10	10	...	2	2	9	9500	5.7	3	
5...	39	13	13	13	10	10000	5.8	3	
6...	50	16	15	15	...	1	1	16	11500	5.4	1	
7...	31	12	11	11	...	1	1	10	11000	5.5	1	
8...	33	15	15	14	1	9	13000	5.2	5	65	3.8	
9...	30	12	12	12	12	12000	5.5	
10...	30	12	12	12	7	12500	5.0	4	
11...	34	12	12	12	11	11500	5.5	
12...	48	15	15	15	15	12500	5.5	
13...	28	11	11	11	10	11500	5.2	1	
14...	31	10	10	10	8	14000	5.8	2	
15...	31	10	10	10	9	16000	5.9	1	
16...	27	11	11	11	11	14000	5.0	
17...	48	16	16	16	12	14000	5.1	4	2	
18...	21	11	11	11	9	12000	4.2	2	
19...	30	12	12	12	9	13000	5.2	2	
20...	26	10	10	10	8	14000	5.5	2	
21...	68	28	28	28	23	12500	5.3	5	88	4.0	...	1	
22...	29	12	12	11	1	8	11500	4.9	4	
23...	47	15	15	15	10	10000	5.1	4	

City Block Characteristics

Table 2.—CHARACTERISTICS OF HOUSING UNITS, BY BLOCKS: 1960—Con.

["Total population" contains no persons in group quarters unless preceded by asterisk; one asterisk (*) denotes less than 10 percent; two asterisks (**), 10 percent or more]

Blocks within census tracts	Total population	All housing units by condition and plumbing								Occupied housing units							
		Total	Sound			Deteriorating			Dilapidated	Owner occupied			Renter occupied			Occupied by non-white	1.01 or more persons per room
			Total	With all plumbing facilities	Lacking some or all facilities	Total	With all plumbing facilities	Lacking some or all facilities		Total	Average value (dollars)	Average number of rooms	Total	Average contract rent (dollars)	Average number of rooms		
						With flush toilet	No flush toilet										
24...	68	16	16	16	16	9500	6.1	2
25...	49	14	9	9	...	5	5	11	10000	5.0	3	2
26...	90	25	16	16	...	8	8	...	1	25	9500	5.6	1
27...	42	12	6	6	...	6	6	11	11000	5.1	1	1
28...	55	20	12	12	...	8	8	11	12500	5.6	9	69	3.7	...	1
29...	66	18	11	11	...	7	7	14	12500	5.7	4	2
30...	35	12	11	11	...	1	1	11	12500	5.5
31...	82	29	15	15	...	14	14	26	10000	5.2	3	2
32...	34	12	12	11	1	12	10500	4.8	2
33...	61	14	13	13	...	1	1	14	10000	5.9	1
34...	47	15	13	13	...	1	1	...	1	14	10500	5.2	1
35...	34	11	11	11	9	14000	5.2	2	1
36...	40	10	10	7	3	10	11500	5.8	1
37...	32	10	10	10	10	14500	5.3	1
38...	35	9	9	9	8	21000	6.4
39...	102	29	29	29	29	19000	5.9	2
40...	95	30	30	30	29	18500	5.6	1	1
41...	19	8	8	8	6	24000	4.7	2
42...	23	9	5	5	...	4	4	8	13000	6.0	1
43...	37	10	9	9	...	1	1	9	15000	6.0	1	1
44...	41	12	12	12	11	13000	5.3	1
45...	45	14	12	12	...	2	2	13	12000	5.0	1	1
46...	36	13	11	11	...	2	2	13	11000	4.8
47...	57	16	16	16	14	15500	4.9	2	2
48...	94	27	19	19	...	8	8	23	11000	5.1	3	2
49...	35	11	11	11	10	12500	5.1	1	1
50...	53	16	9	9	...	7	4	3	...	9	11000	5.7	7	51	2.9	...	3
51...	54	13	11	11	...	2	2	11	12500	6.5	2	1
52...	117	32	32	32	32	14000	5.1	1
53...	118	34	34	34	33	13000	4.5	1	2
54...	111	34	34	34	32	12000	4.1	1	4
55...	100	34	34	34	32	12500	4.3	1
56...	28	10	10	10	9	13500	4.9
57...	71	22	21	21	...	1	1	14	14000	4.9	8	88	4.5	...	2
59...	102	32	30	29	1	31	14000	5.3	1	3
60...	187	49	49	49	...	2	1	...	1	45	15500	5.3	4	7
61...	127	37	37	37	34	18500	5.4	3
62...	71	22	21	21	...	1	1	19	17000	5.4	2	2
63...	69	19	19	19	19	17500	5.3	1
64...	42	13	13	13	10	20000	5.9	3
66...	44	10	10	10	8	18500	5.4	2	3
69...	60	28	28	28	27	90	3.6	...	1
70...	49	28	28	28	2	25	91	3.6	1	...
71...	19	4
73...	37	9	9	9	7	21000	5.1	2	1
74...	**33	5	5	5	4	1	1
12...	2992	852	851	851	...	1	1	771	16500	5.2	59	88	4.1	...	59
1...	77	26	26	26	22	13500	4.6	2	3
2...	128	34	34	34	34	13500	4.8	1
3...	131	34	34	34	32	13500	4.8	2	4
4...	80	25	25	25	23	16500	5.1	2
6...	62	15	15	15	14	13000	4.8	4
7...	49	13	13	13	13	15000	5.1	2
8...	58	16	16	16	15	14500	5.0	1	1
9...	47	14	14	14	13	13500	5.1	1
10...	79	23	23	23	22	18500	5.7	1
11...	129	39	39	39	31	19500	6.0	7	102	4.4	...	3
12...	60	18	18	18	16	18000	5.5	1	2
13...	74	22	22	22	17	20000	5.9	4	1
14...	92	26	26	26	25	19500	6.0	1	1
15...	58	14	14	14	13	21000	6.2	1	1
16...	49	13	13	13	13	13500	5.1	2
17...	43	13	13	13	13	16000	5.1
18...	104	29	29	29	29	13000	4.6	3
19...	103	26	26	26	23	14000	5.0	3	2
20...	106	33	33	33	31	12500	4.5	2	1
21...	57	15	15	15	13	15000	4.5	2	3
22...	48	15	15	15	13	15000	5.2	2
23...	44	11	11	11	10	17500	6.8
24...	48	19	19	19	14	18000	5.8	1
25...	96	27	27	27	25	20000	5.4	2	1
26...	63	18	18	18	17	15500	4.9	1	1
27...	53	18	18	18	16	16000	4.7	1
28...	12	5	5	5	5	15500	4.8
29...	34	9	9	9	9	16500	5.1
30...	60	14	14	14	14	16000	4.9	5
31...	52	16	16	16	14	14500	4.7	1	2
32...	94	30	30	30	29	12000	4.3	1	2
33...	92	31	31	31	20	17000	4.9	10	91	4.1	...	4
34...	92	23	23	23	23	14500	4.9	4
35...	91	25	25	25	21	17000	5.4	3	1
36...	181	54	53	53	...	1	...	1	...	43	19000	5.3	6	98	4.0	...	1
37...	37	9	9	9	9	34000	6.7
38...	37	9	9	9	8	31000	6.5
39...	95	27	27	27	26	21000	5.3	1	2
40...	79	23	23	23	22	16000	5.0	1

City Block Characteristics

Table 2.—CHARACTERISTICS OF HOUSING UNITS, BY BLOCKS: 1960—Con.

["Total population" contains no persons in group quarters unless preceded by asterisk: one asterisk (*) denotes less than 10 percent; two asterisks (**), 10 percent or more]

Blocks within census tracts	Total population	All housing units by condition and plumbing									Occupied housing units							
		Total	Sound			Deteriorating			Dilapidated	Owner occupied			Renter occupied			Occupied by non-white	1.01 or more persons per room	
			Total	With all plumbing facilities	Lacking some or all facilities	Total	With all plumbing facilities	Lacking some or all facilities		Total	Average value (dollars)	Average number of rooms	Total	Average contract rent (dollars)	Average number of rooms			
								With flush toilet										No flush toilet
62...	37	19	19	19	16	15500	5.7	2	
63...	57	20	20	20	11	14500	6.0	8	93	4.9	...	1	
64...	16	6	6	6	6	85	5.3	
65...	83	24	24	24	24	20000	6.2	1	...	
66...	64	24	24	24	21	21000	6.8	3	1	
67...	94	30	30	30	29	19500	6.6	1	2	
68...	40	12	12	12	12	16500	5.9	
69...	40	9	9	9	9	30000	8.2	1	
70...	36	11	11	11	10	29000	7.6	
71...	45	15	15	15	15	25000	6.2	1	
73...	7	3	
74...	30	8	8	8	8	31000	8.1	
75...	31	9	9	9	8	23000	6.4	1	
76...	39	12	12	12	10	26000	6.9	2	
77...	31	8	8	8	7	23000	6.3	1	
78...	21	11	11	11	8	26000	6.4	2	
79...	39	13	13	13	12	20000	6.3	1	1	
80...	19	7	7	7	7	24000	7.1	
81...	28	10	10	10	8	15000	6.3	2	
82...	61	14	14	14	13	18000	6.4	1	2	
83...	26	12	12	12	11	16000	5.4	1	
84...	72	23	23	23	21	20000	6.4	2	
85...	25	8	8	8	8	33000	7.9	
86...	53	15	14	14	...	1	1	14	27000	7.3	
87...	84	25	25	24	1	24	26000	6.8	1	
88...	42	14	14	14	13	30000	6.5	
89...	43	15	15	15	14	25000	5.6	1	
90...	51	16	16	16	15	22000	5.4	1	
91...	29	10	10	10	10	24000	5.6	
92...	39	14	14	14	13	20000	5.2	1	
93...	46	19	19	19	19	26000	5.4	
94...	42	11	11	11	10	30000	7.7	1	
95...	49	15	15	15	15	34000	7.7	1	
96...	10	3	
97...	40	16	16	16	16	18000	5.6	
98...	49	16	16	16	13	17000	6.0	2	
99...	40	11	11	11	11	20000	6.1	2	
100...	143	40	40	40	33	22000	5.5	6	104	4.5	...	1	
101...	40	15	15	15	13	21000	5.5	1	
102...	2	1	
103...	93	27	27	27	25	27000	6.3	1	
104...	82	25	25	24	1	25	23000	6.6	1	
105...	43	10	10	10	8	32000	7.4	2	1	
106...	174	48	48	48	48	27000	6.7	
107...	97	30	30	30	29	30000	7.1	
108...	21	9	9	9	9	35000	7.1	
109...	139	44	44	44	44	33000	6.5	
110...	4	1	
111...	80	24	24	24	23	33000	6.5	
112...	48	11	11	11	11	36000	6.9	
113...	20	7	7	6	1	6	34000	6.0	
114...	85	24	24	24	23	30000	7.2	
115...	60	19	19	19	19	25000	6.1	
116...	49	13	13	13	12	29000	5.8	1	1	
117...	22	7	7	7	7	36000	6.3	
118...	178	46	46	46	43	33000	6.5	3	
15.....	*6208	1654	1545	1432	113	84	47	3	34	25	1439	13500	4.8	158	61	4.3	4	283
1...	70	26	14	10	4	9	4	...	5	3	10	6500	4.5	10	40	4.2	...	2
2...	86	25	23	17	6	2	...	1	1	...	18	8500	4.5	6	43	3.5	...	6
3...	67	16	16	16	14	14500	5.1	1	3
4...	42	10	10	10	10	17000	5.3	1
5...	33	8	8	8	8	17000	5.0	1
6...	45	11	11	11	11	16500	5.1
7...	41	10	10	10	10	17000	5.0	3
8...	31	8	8	8	8	18000	5.0	1
9...	52	12	12	12	11	14500	5.0	1	1
10...	61	14	14	14	14	15500	5.1	3
11...	17	5	5	5	5	18000	5.4
12...	*238	52	49	49	...	1	1	2	47	18500	5.6	4	11
14...	16	8	8	8	5	15500	4.4	1
15...	151	44	40	40	...	4	3	...	1	...	35	20000	5.6	8	79	5.0	...	5
16...	22	4
17...	21	5	5	5	5	29000	5.8	2
18...	36	10	10	10	10	25000	5.9	1
19...	36	12	12	12	12	27000	5.9	1
20...	37	13	13	13	12	26000	5.7	1
21...	13	4
22...	6	6	...	6	3
23...	42	10	10	10	10	16500	5.1	1
24...	48	12	12	12	11	17500	4.9	1	1
25...	55	12	12	12	11	14500	4.9	1	2
26...	68	12	12	12	12	14500	5.1	4
27...	55	12	12	12	12	15500	4.8	3
28...	38	10	10	10	10	17000	5.4	1
29...	*89	23	23	23	19	12500	4.9	3	3
30...	33	9	9	9	4	5	49	3.8	...	2	

Table 2.—CHARACTERISTICS OF HOUSING UNITS, BY BLOCKS: 1960—Con.

["Total population" contains no persons in group quarters unless preceded by asterisk; one asterisk (*) denotes less than 10 percent; two asterisks (**), 10 percent or more]

Blocks within census tracts	Total population	All housing units by condition and plumbing								Occupied housing units								
		Total	Sound			Deteriorating			Dilapidated	Owner occupied			Renter occupied			Occupied by non-white	1.01 or more persons per room	
			Total	With all plumbing facilities	Lacking some or all facilities	Total	With all plumbing facilities	Lacking some or all facilities		Total	Average value (dollars)	Average number of rooms	Total	Average contract rent (dollars)	Average number of rooms			
32...	24	7	7	7	6	8000	4.3	1	1
33...	11	4
34...	49	13	12	9	3	1	1	8	8000	4.4	4	4
35...	39	11	11	11	8	8500	4.8	2	2
36...	50	10	10	10	9	13000	4.9	1	3
37...	18	4
38...	20	4
39...	43	8	8	8	8	17500	5.3	3
40...	32	8	8	8	8	16500	5.0
41...	38	8	8	8	8	17000	5.1	2
42...	54	14	14	14	13	13000	4.4	1	3
43...	60	15	15	15	15	12500	4.5	3
44...	65	16	16	16	13	12000	4.6	3	7
46...	106	31	30	26	4	1	1	24	11000	4.9	5	66	4.0	7
47...	71	21	21	21	19	12000	4.5	2	7
48...	112	28	28	28	26	11500	4.5	2	8
49...	123	36	36	36	32	13500	4.6	1	8
50...	10	3
51...	168	44	44	43	1	41	16000	5.0	1	5
53...	2	1
54...	17	4
55...	11	3	2
56...	53	13	13	13	13	20000	5.6	5
57...	81	18	18	18	18	16000	5.2	3
58...	78	17	17	17	17	15500	5.1	3
59...	129	30	30	30	28	14000	4.9	2	1	...	6
60...	101	23	23	23	23	12500	4.7	5
61...	71	23	23	23	22	13000	3.4	1	5
62...	15	6	6	4	2	5	...	4.6	1
63...	28	9	9	9	6	11500	6.2	3
64...	27	8	8	8	5	10000	4.8	3
65...	3	1
66...	2	1	4
67...	70	18	14	11	3	1	1	...	3	14	6000	4.2	4	4
68...	35	10	10	6	4	8	9000	4.9	2	2
69...	40	13	12	11	1	1	1	9	6000	4.0	3	3
70...	50	16	16	12	4	15	6500	4.4	1	2
71...	16	5	5	5	5	10500	4.4	5
72...	97	23	23	23	20	12500	5.0	3	5
73...	78	19	19	19	16	12500	4.8	2	4
74...	105	28	28	28	24	14000	4.9	5
75...	132	33	33	33	33	13500	4.9	5
76...	160	34	34	34	34	14000	5.2	5
77...	373	118	117	111	6	1	1	109	13000	3.7	9	57	3.3	18
78...	72	18	18	18	17	14000	4.9	1	1
79...	54	12	12	12	12	15000	5.3	1
80...	53	13	13	13	13	14000	4.9	2
81...	73	19	19	19	18	14000	5.2	2
82...	41	13	8	8	...	5	5	9	8000	4.3	4	2
83...	36	11	10	10	...	1	1	11	8500	4.3
84...	25	11	8	7	1	3	2	...	1	7	9500	4.1	2	2
85...	32	10	9	9	1	7	10500	4.7	1	1
86...	45	14	10	9	1	3	3	9	9500	4.9	3	1
87...	39	12	10	9	1	1	1	8	8000	4.1	3	1
88...	47	16	11	9	2	3	2	...	2	15	7500	4.5	1	2
90...	51	12	6	4	2	4	3	...	2	10	7000	4.4	1	5
91...	62	17	13	12	1	4	3	...	1	15	8500	4.6	1	2
92...	236	58	57	35	22	1	1	51	7500	4.4	6	40	4.0	1	14	4
93...	95	22	22	17	5	17	9000	4.6	5	...	4.6	4
94...	142	40	39	18	21	1	1	34	6000	4.5	6	37	3.7	6
95...	54	16	12	3	9	3	1	...	2	12	5500	4.0	2	5
96...	76	20	9	8	1	8	3	17	5500	4.4	1	1	9
97...	46	11	3	3	...	6	...	1	5	10	4500	3.4	1	5
98...	24	8	7	7	...	1	8	16500	5.3	1
99...	88	23	20	18	2	3	3	23	9500	4.7	4
100...	72	19	10	7	3	9	6	...	3	13	7000	4.4	3	7
101...	5	2
102...	54	16	14	13	1	2	2	13	14500	4.8	2	1
103...	41	9	9	9	9	18000	5.9	1
104...	24	9	7	7	...	1	1	7	17000	6.0	1	1
105...	107	35	31	31	...	2	1	...	1	26	18500	5.5	5	...	5.8	1
106...	62	16	16	15	1	14	16000	5.3	2	3
107...	16	5	3	3	...	1	1	1	3
108...	22	5	5	4	1	2
16.....	*3016	934	867	827	40	62	47	9	6	5	777	11000	5.0	124	60	4.5	...	84
1...	30	14	12	11	1	2	1	...	1	3	5	46	6.0	1
2...	19	9	8	7	1	1	1	2	4
3...	101	36	34	32	2	1	1	28	14000	5.7	5	...	5.2	1
4...	2	1
5...	29	8	6	6	...	1	1	6	10500	5.0	1	1
6...	58	18	17	17	...	1	1	18	15000	4.9	3
7...	82	21	20	20	...	1	1	20	11000	4.5	1	3
8...	70	16	15	15	...	1	1	15	12500	4.8	1	5
9...	28	9	8	7	1	1	1	9	8500	5.2
10...	56	14	14	12	2	13	10500	5.0	1	5

City Block Characteristics

Table 2.—CHARACTERISTICS OF HOUSING UNITS, BY BLOCKS: 1960—Con.

[“Total population” contains no persons in group quarters unless preceded by asterisk; one asterisk (*) denotes less than 10 percent; two asterisks (**), 10 percent or more]

Blocks within census tracts	Total population	All housing units by condition and plumbing								Occupied housing units								
		Total	Sound			Deteriorating			Dilapidated	Owner occupied			Renter occupied			Occupied by non-white	1.01 or more persons per room	
			Total	With all plumbing facilities	Lacking some or all facilities	Total	With all plumbing facilities	Lacking some or all facilities		Total	Average value (dollars)	Average number of rooms	Total	Average contract rent (dollars)	Average number of rooms			
							With flush toilet	No flush toilet										
11...	73	20	19	16	3	1	1	20	10000	4.8	3	
12...	76	20	20	20	17	12000	4.4	3	3	
13...	69	19	19	19	18	13500	4.9	3	
14...	244	68	68	66	2	63	13500	5.1	5	67	4.6	...	6	
15...	55	16	14	7	...	1	1	11	5500	4.7	5	48	4.4	...	2	
16...	45	15	15	11	4	8	10000	6.0	7	...	3.6	...	2	
17...	5	1	
18...	2	1	
19...	45	12	12	12	12	14500	4.9	
20...	28	10	10	10	9	11000	4.4	1	
21...	90	25	25	23	2	22	10000	4.8	2	5	
22...	26	4	
25...	68	22	17	17	...	5	5	22	11500	4.6	3	
26...	59	18	16	16	...	2	2	15	10500	4.8	3	1	
27...	11	4	
28...	55	18	18	18	15	12500	4.6	2	2	
29...	22	6	6	6	4	2	
30...	23	15	15	15	14	10000	4.9	1	1	
31...	76	17	16	16	...	1	1	15	10000	5.0	2	2	
32...	*67	21	20	20	...	1	1	19	11000	5.0	2	1	
33...	118	47	46	44	2	1	...	1	...	41	11000	4.9	4	
34...	90	25	25	25	21	11000	4.7	3	6	
35...	31	12	12	12	9	11000	5.2	3	
36...	3	2	
37...	10	6	5	5	...	1	1	4	2	
38...	64	20	20	20	16	10500	5.4	4	2	
39...	63	24	22	20	2	2	2	18	11000	4.9	5	3.6	
40...	78	22	21	21	...	1	1	18	10500	4.9	4	1	
41...	37	14	14	14	12	8500	4.3	2	
42...	38	14	14	13	1	13	8500	5.5	
43...	83	22	21	21	...	1	1	19	10000	5.9	3	3	
44...	26	10	10	9	1	10	9000	4.9	1	
45...	30	7	7	7	7	12000	5.4	2	
46...	**33	5	4	3	1	1	1	4	1	
47...	15	2	
48...	14	5	5	5	3	2	
49...	24	6	6	6	4	2	1	
50...	22	7	6	6	...	1	1	...	1	4	2	1	
51...	23	9	7	6	1	2	2	4	4	1	
52...	5	2	
53...	27	8	6	6	...	2	2	7	7500	5.3	1	
54...	**22	7	7	7	7	8500	5.4	
56...	42	16	16	16	16	18500	6.7	
57...	14	4	
58...	26	6	5	5	...	1	1	3	3	1	
59...	11	4	
60...	15	5	3	3	...	1	1	...	1	5	6000	5.0	
61...	30	8	6	4	2	2	2	5	6000	5.4	2	2	
62...	25	7	5	5	...	2	2	4	1	2	
63...	10	4	
64...	50	18	17	17	1	17	12000	4.9	1	1	
65...	86	26	25	25	...	1	1	20	9500	5.4	6	60	3.7	...	3	
66...	33	10	10	10	10	10500	5.8	
68...	25	9	7	7	...	2	2	9	10000	4.8	
69...	23	9	9	8	1	9	10000	5.0	
70...	31	12	7	6	1	5	3	2	...	6	7000	5.0	4	
71...	18	6	2	2	...	4	3	1	...	3	3	
72...	17	8	2	2	...	6	6	4	3	
74...	11	6	4	2	2	2	1	...	1	3	2	
75...	1	1	
76...	78	21	21	21	18	11500	5.3	1	4	
17.....	*6447	1801	1624	1567	57	143	99	15	29	34	1486	11000	5.2	246	64	4.2	108	249
1	111	34	29	26	3	4	1	1	2	1	25	16000	5.1	7	60	3.6	...	3
2	271	84	60	51	9	12	4	1	7	12	58	11500	4.7	22	46	4.0	...	17
3	43	12	8	6	2	3	3	1	11	10500	5.2	1	2
4	2	1
5	5	1
6	1	1
7	2	1
8	12	3	5
9	77	18	18	17	1	15	13000	4.9	3	5	
13	5	1
14
18	33	10	2	...	2	5	5	3	6	3500	3.2	3	5
19	2	1
20	27	7	3	3	...	4	1	1	2	...	5	5000	5.4	1
21	**43	1
22	4	1
23	32	8	8	6	2	8	9000	4.9	2
24	...	7	6	6	...	1	1
25	18	4
26	15	3
27	...	2
28	9	3	1
29	29	7	6	5	1	1	1	3	3	1	

Table 2.—CHARACTERISTICS OF HOUSING UNITS, BY BLOCKS: 1960—Con.

["Total population" contains no persons in group quarters unless preceded by asterisk; one asterisk (*) denotes less than 10 percent; two asterisks (**), 10 percent or more]

Blocks within census tracts	Total population	All housing units by condition and plumbing									Occupied housing units							
		Total	Sound			Deteriorating			Dilapidated	Owner occupied			Renter occupied			Occupied by non-white	1.01 or more persons per room	
			Total	With all plumbing facilities	Lacking some or all facilities	Total	With all plumbing facilities	Lacking some or all facilities		Total	Average value (dollars)	Average number of rooms	Total	Average contract rent (dollars)	Average number of rooms			
30...	26	7	4	3	1	2	2	1	6	7000	4.5	1	2
31...	17	8	7	5	2	1	7	8000	4.1
32...	3
33...	59	15	6	6	...	3	1	1	1	6	10	6000	4.4	4	4
34...	150	37	37	37	34	13500	5.0	2	6
35...	83	22	22	22	20	13000	5.0	1	3
36...	63	17	17	17	17	13000	5.1	4
37...	67	20	20	20	20	13500	5.0	4
38...	74	24	24	24	20	14500	4.8	1	4
39...	84	22	22	22	19	13000	4.8	2	4
40...	79	23	23	23	23	13500	5.2	2
41...	**180	3
42...	7	4
43...	4	2
44...	472	142	101	99	2	36	31	1	4	5	121	10000	5.0	18	71	4.2	...	16
45...	4	1
46...	79	21	21	21	20	14000	5.0	3
47...	45	19	19	19	11	15000	5.0	4
48...	36	11	11	11	9	16000	5.4
49...	62	26	25	25	...	1	1	11	15500	4.6	12	84	3.6
50...	59	18	18	18	16	14500	5.2
51...	72	24	24	24	24	13000	4.7	5
52...	81	20	20	20	16	13000	4.8	4	5
53...	59	23	23	23	23	11500	4.7	2
54...	81	22	22	22	18	14000	5.2	4	2
55...	29	12	12	12	12	12500	5.1	3
56...	26	8	8	8	6	12000	5.2	2	1	3
57...	71	18	18	18	17	12500	5.2	1	4
58...	51	19	19	19	14	12000	4.6	5	...	4.0
59...	56	16	16	16	14	12500	4.7	1
60...	50	15	15	15	14	12000	5.1	1	1
61...	56	14	12	12	...	2	2	10	14500	5.4	4	2
62...	51	15	15	15	15	13000	4.7	5
63...	58	15	15	15	15	12000	4.6	1
64...	46	15	15	15	15	11000	4.4	3
65...	117	35	35	34	1	33	11500	5.2	8
66...	132	33	33	33	28	13000	4.9	5	...	4.4	...	3
67...	55	15	15	15	13	12500	5.3	2	2
68...	90	23	19	19	...	4	4	20	9500	5.6	3	3
69...	61	20	16	16	...	4	4	17	9500	5.2	2
70...	67	23	20	20	...	3	3	21	11000	4.8	2	4
71...	72	24	24	24	20	11000	5.5	2	5
72...	76	25	23	23	...	2	2	19	11500	5.4	5	67	4.2	...	1
73...	73	21	20	18	2	1	...	1	17	10500	5.8	4	5
74...	62	17	17	15	2	12	14000	5.3	5	65	4.8	...	2
75...	39	14	14	14	10	11000	4.8	4	2
76...	**64	13	13	13	11	12500	5.4	2
77...	63	13	13	13	12	9500	6.1	4
78...	55	16	14	13	1	2	1	1	10	10000	5.5	6	57	3.8	...	3
80...	49	13	13	13	11	11000	4.8	2	4
81...	83	22	21	20	1	1	...	1	18	9500	5.1	4	10	4
82...	37	10	10	10	10	10000	5.3	2
83...	48	15	15	15	13	11500	5.4	2	6	1
84...	68	16	13	13	...	3	3	14	9000	5.5	2	3	5
85...	41	12	12	12	11	10000	5.2	1	2
86...	48	16	16	16	15	11000	5.7	1	1
87...	55	15	15	15	13	10000	5.9	2	3
88...	73	15	15	15	15	10500	6.0	3
89...	68	29	28	27	1	1	1	16	8000	4.7	11	70	3.7	...	1
90...	191	66	65	62	3	1	...	1	56	9500	5.5	6	62	4.8	1	2
91...	57	19	19	19	13	13500	6.8	6	61	3.8
92...	70	20	20	20	18	11000	5.5	1	3
93...	63	22	20	20	...	2	2	17	10000	5.1	3	1
94...	64	17	17	17	15	10500	5.8	1	2
95...	82	21	18	18	...	2	2	1	21	9000	5.2	2
96...	48	10	6	6	...	4	4	9	10500	5.7	1	2
97...	41	15	15	15	13	10000	5.8	2
98...	30	11	8	8	...	3	1	2	8	8000	5.5	2
99...	56	14	14	14	12	9000	5.9	2	3
100...	85	18	15	15	...	3	3	18	12500	6.4	4
101...	61	16	16	15	1	11	12000	6.1	5	65	4.4	...	3
102...	44	17	17	15	2	11	11000	5.8	4	2
103...	54	19	19	19	12	10000	5.4	6	71	3.2	...	1
104...	80	19	13	12	1	6	4	2	15	8500	5.4	4	8	5
105...	71	18	14	14	...	4	4	14	9000	5.6	3	3	2
106...	93	18	15	14	1	3	3	16	9000	6.0	2	10	5
107...	68	18	17	14	3	1	1	16	9000	6.4	2	8	4
108...	78	14	11	11	...	3	2	1	13	7000	5.7	1	11	6
109...	55	18	15	14	1	2	2	1	12	7000	5.0	2	5	4
110...	41	10	10	10	8	10000	5.0	1	5	3
111...	45	8	6	6	...	2	2	7	9000	5.4	1	6	4
112...	42	11	10	9	1	1	1	11	9000	4.9	6	3
113...	30	8	7	6	1	1	1	...	6	8000	3.7	2	6	2
114...	44	12	12	12	11	8500	4.6	7	2
115...	32	6	6	6	6	11500	4.5	6	2
117...	21	5	4	1	3	1	1	...	3	2	1	1
118...	24	6	5	4	1	1	1	6	8500	5.8	3	2

Table 2.—CHARACTERISTICS OF HOUSING UNITS, BY BLOCKS: 1960—Con.

["Total population" contains no persons in group quarters unless preceded by asterisk; one asterisk (*) denotes less than 10 percent; two asterisks (**), 10 percent or more]

Blocks within census tracts	Total population	All housing units by condition and plumbing									Occupied housing units						Occupied by non-white	1.01 or more persons per room
		Total	Sound			Deteriorating			Dilapidated	Owner occupied			Renter occupied					
			Total	With all plumbing facilities	Lacking some or all facilities	Total	With all plumbing facilities	Lacking some or all facilities		Total	Average value (dollars)	Average number of rooms	Total	Average contract rent (dollars)	Average number of rooms			
18.....	*3452	914	531	479	52	224	159	32	33	159	655	7500	5.7	217	52	4.3	637	174
1....	21	4
2....	47	13	13	12	1	11	10500	4.9	1	11	4
4....	6	1
5....	**29	7	4	3	1	2	...	1	1	1	5	7500	5.2	1	2	...
6....	4	1
7....	24	4
8....	40	9	6	2	4	2	2	1	5	5000	5.4	3	7	3
9....	67	11	10	5	5	1	9	5500	5.6	1	7	8
10....	90	20	19	18	1	1	1	16	10000	5.7	4	11	6
11....	68	11	3	1	2	8	4	2	2	...	9	6000	5.9	2	7	6
12....	58	15	13	13	...	2	2	14	8500	5.6	9	2
13....	33	11	7	7	...	4	4	10	8000	6.4	3	1
14....	50	11	10	10	...	1	1	11	9000	6.2	7	3
15....	68	20	8	8	...	11	9	2	...	1	15	7500	5.9	3	6	1
16....	50	16	14	14	...	2	2	10	9500	6.2	5	...	5.2	2	1
17....	157	42	28	21	7	14	14	25	7500	5.8	16	59	4.1	6	8
18....	88	30	26	23	3	3	3	1	17	9000	5.6	11	71	4.4	...	2
19....	*151	34	14	14	...	17	13	4	...	3	18	7000	5.3	11	46	5.0	20	10
20....	44	13	4	4	...	9	4	5	10	6500	5.2	3	7	2
21....	18	8	8	8	7	7500	5.4	1
22....	105	24	23	21	2	1	1	18	7000	6.1	5	54	4.4	12	6
23....	34	9	8	5	3	1	1	7	7500	5.0	1	5	3
24....	22	7	6	5	1	1	1	...	5	8500	5.0	1	3	1
25....	13	4
27....	12	3
28....	5	1
29....	2	1
30....	17	6	6	6	6	11000	5.2	5	...
31....	18	5	5	5	4	1	5	1
32....	2	1
33....	36	6	6	6	5	...	5.2	1	6	5
34....	63	14	14	12	2	12	7500	5.2	2	9	1
35....	13	5	5	5	3	2	5	...
36....	*103	25	23	22	1	2	1	1	20	6500	6.1	5	45	5.2	18	2
37....	68	18	15	14	1	3	3	9	8000	6.3	9	54	5.4	11	2
38....	63	20	15	14	1	5	4	1	13	7000	5.5	6	179	4.2	16	1
39....	46	17	8	6	2	6	6	3	11	8000	6.0	4	14	...
40....	61	19	8	7	1	5	5	6	17	7500	6.4	2	16	2
41....	95	20	8	8	...	4	4	8	17	9000	6.0	2	19	6
42....	44	10	5	5	...	1	1	4	6	8000	5.7	4	7	3
43....	50	17	9	9	...	8	6	2	12	10000	5.6	5	43	2.4	15	4
44....	46	12	8	8	...	3	3	1	11	9500	5.9	10	3
45....	2	2
46....	32	9	9	9
47....	46	9	7	7	...	2	1	...	1	...	9	11000	5.0	9	2
48....	51	12	11	11	...	1	1	11	9000	5.8	9	3
49....	11	3	11	10000	5.5	1	9	4
50....	51	14	8	8	...	6	6	13	9500	5.7	13	2
51....	56	14	3	3	...	3	3	8	11	8000	5.8	2	12	3
52....	44	12	12	6	7500	5.8	6	47	2.3	12	3
53....	44	11	1	1	10	10	6000	6.2	1	11	3
54....	**66	23	3	3	20	11	6500	6.1	11	37	1.5	21	2
55....	16	6	1	1	5	3	3	6	...
57....	11	3
58....	83	27	7	5	2	11	3	3	5	9	14	5500	5.8	11	34	3.8	25	5
59....	93	25	7	6	1	6	5	1	...	12	19	6000	6.5	5	...	4.8	23	3
60....	67	18	9	9	...	4	4	5	10	7000	5.9	5	51	5.2	16	5
61....	65	20	5	4	1	7	3	1	3	8	14	5500	5.6	5	32	4.8	19	1
62....	42	11	6	6	...	3	2	...	1	2	7	7500	5.7	4	10	...
63....	14	4
64....	28	6	6	5	1	5	8500	5.0	1	6	...
65....	15	3
66....	61	13	12	12	...	1	1	11	8500	4.5	2	13	5
67....	69	15	5	5	...	8	6	2	11	6000	4.7	4	14	6
68....	30	9	1	1	...	7	4	...	2	2	1	6000	5.2	2	8	2
70....	44	10	5	2	3	5	1	1	4	1	6	6000	6.0	2	9	2
71....	33	8	3	3	...	4	1	3	...	1	6	5500	6.0	4	8	2
72....	4	2	5.8	2	8	2
73....	58	15	11	10	1	4	1	1	2	...	10	6500	5.4	5	45	4.8	15	3
74....	4	3
75....	28	6	3	2	...	1	3	4	2	6	1
76....	29	9	1	...	1	5	5500	5.4	4	9	1
77....	15	3	2	1	...	1	10	8	5500	5.8	5	...	5.4	13	...
78....	41	14	2	2
79....	17	3
80....	24	11	3	2	1	4
81....	53	12	4	4	...	7	3	3	1	4	7	5000	6.0	4	11	...
82....	10	3	4	3	...	4	1	10	5500	5.3	1	11	6
83....	64	21	16	15	1	3	3	2	14	9000	5.6	4	2
19.....	*2923	861	727	715	12	100	86	5	9	34	713	12000	5.4	122	74	4.7	26	96
1....	30	11	11	11	8	20000	6.1	2
2....	**87	21	20	17	3	1	1	14	16500	5.5	6	...	3.0	1	3
5....	4	1	...															

U.S. CENSUS OF HOUSING: 1960

Series HC(3)-165

CITY BLOCKS

Atchison, Kans.

Prepared under the supervision of
WAYNE F. DAUGHERTY, Chief
Housing Division




U.S. DEPARTMENT OF COMMERCE

Luther H. Hodges, Secretary

BUREAU OF THE CENSUS

Richard M. Scammon, Director (From May 1, 1961)

Robert W. Burgess, Director (To March 3, 1961)





BUREAU OF THE CENSUS

RICHARD M. SCAMMON, *Director* (From May 1, 1961)

ROBERT W. BURGESS, *Director* (To March 3, 1961)

A. ROSS ECKLER, *Deputy Director*
HOWARD C. GRIEVES, *Assistant Director*
CONRAD TABUBER, *Assistant Director*
MORRIS H. HANSEN, *Assistant Director for Statistical Standards*
CHARLES B. LAWRENCE, JR., *Assistant Director for Operations*
WALTER L. KEHRES, *Assistant Director for Administration*
CALVERT L. DEDRICK, *Chief, International Statistical Programs Office*
A. W. VON STRUVE, *Acting Public Information Officer*

Housing Division—

WAYNE F. DAUGHERTY, *Chief*
DANIEL B. RATHBUN, *Assistant Chief*
BRULAH WASHABAUGH, *Special Assistant*
MILTON D. LIBBERMAN, *Chief, Coordination and Research*

Decennial Operations Division—GLEN S. TAYLOR, *Chief*
Electronic Systems Division—ROBERT F. DRURY, *Chief*
Field Division—JEFFERSON D. McPIKE, *Chief*
Geography Division—WILLIAM T. FAY, *Chief*
Population Division—HOWARD G. BRUNSMAN, *Chief*
Statistical Methods Division—JOSEPH STEINBERG, *Chief*

Library of Congress Card Number: A61-9347

SUGGESTED CITATION

U.S. Bureau of the Census. *U.S. Census of Housing: 1960. Vol. III, City Blocks.*
Series HC(3), No. 165.
U.S. Government Printing Office, Washington, D.C., 1961.

For sale by the Superintendent of Documents, U.S. Government Printing Office, Washington 25, D.C.
or any of the Field Offices of the Department of Commerce — Price 20. cents.

Table 1.—CHARACTERISTICS OF HOUSING UNITS, FOR THE CITY: 1960

Subject	Number	Percent	Subject	Number	Percent
All housing units	4,359	100.0	Occupied housing units—Con.		
CONDITION AND PLUMBING			COLOR		
Sound	3,181	73.0	White	3,718	90.2
With all plumbing facilities	2,941	67.5	Nonwhite	403	9.8
Lacking some or all facilities	240	5.5	PERSONS PER ROOM		
Deteriorating	927	21.3	1.00 or less	3,727	90.4
With all plumbing facilities	678	15.6	1.01 or more	394	9.6
Lacking some or all facilities	249	5.7	AVERAGE NUMBER OF ROOMS		
With flush toilet	150	3.4	Owner occupied	5.5	...
No flush toilet	99	2.3	Renter occupied	4.1	...
Dilapidated	251	5.8	VALUE AND RENT		
Occupied housing units	4,121	100.0	Average value	8,400	...
TENURE			Average contract rent	49	...
Owner occupied	2,656	64.5			
Renter occupied	1,465	35.5			

NOTE.—On the map for Atchison approximately 310 blocks are identified.

Table 2.—CHARACTERISTICS OF HOUSING UNITS, BY BLOCKS: 1960

("Total population" contains no persons in group quarters unless preceded by asterisk; one asterisk (*) denotes less than 10 percent; two asterisks (**), 10 percent or more)

Blocks within block numbering areas	Total population	All housing units by condition and plumbing									Occupied housing units							
		Total	Sound			Deteriorating			Dilapidated	Owner occupied			Renter occupied			Occupied by non-white	1.01 or more persons per room	
			Total	With all plumbing facilities	Lacking some or all facilities	Total	With all plumbing facilities	Lacking some or all facilities		Total	Average value (dollars)	Average number of rooms	Total	Average contract rent (dollars)	Average number of rooms			
A.....	*9112	3228	2400	2241	159	621	425	122	74	207	1899	8500	5.6	1148	50	4.0	339	287
1....	11	3
2....	15	4
3....	20	6	6	6	6	20000	5.3
4....	116	36	14	14	...	2	2	...	20	23	11000	5.2	10	38	4.7	16	4	
5....	56	15	15	15	14	10500	4.4	
6....	31	8	8	8	8	10500	4.6	1	
7....	59	17	17	16	1	15	18500	5.5	2	2	
8....	12	4	
9....	5	2	
10...	159	48	25	14	11	19	7	...	12	4	33	4000	5.0	11	30	4.1	30	10
11...	13	5	2	2	...	3	2	...	1	...	4	
12...	9	4	
13...	28	7	3	3	...	1	1	3	6	8000	3.3	1	...	1	3	
14...	1	1	
15...	30	10	7	4	3	2	2	1	9	4500	5.0	1	...	3	1	
16...	12	6	3	2	1	1	1	2	5	4000	5.0	1	...	4	...	
17...	12	5	1	...	1	3	3	1	3	1	...	4	1	
18...	19	10	5	5	...	5	5	...	8	4500	5.0	1	...	7	...	
19...	51	13	1	...	1	1	11	6	3500	5.3	7	26	3.1	13	5
20...	**37	1	
21...	33	12	7	7	...	4	4	1	9	7000	5.0	3	1	
22...	45	20	11	11	...	5	5	13	11500	5.3	7	35	4.3	4	2	
23...	41	12	1	1	...	4	4	7	3500	5.0	3	10	4	
24...	21	11	2	2	...	3	3	6	8	3500	4.5	1	...	9	2	
25...	25	10	4	3	1	5	1	...	4	1	6	3500	5.0	3	...	4	...	
26...	19	9	4	4	...	2	1	...	1	3	4	5	37	4.6	4	
27...	60	23	13	10	3	4	1	2	1	6	14	6000	5.1	7	27	3.7	9	2
28...	38	12	9	9	...	2	2	1	11	5000	4.2	1	3	2
29...	29	13	11	11	...	2	2	10	5000	4.8	2	2	...
30...	54	14	13	13	...	1	1	8	8000	6.1	5	33	4.8	4	3
31...	18	7	6	6	...	1	1	2	3	
32...	65	12	6	6	...	6	2	1	3	...	6	4500	5.7	6	32	5.0	11	4
33...	39	11	5	5	...	6	2	8	4500	5.1	3	11	2
34...	19	5	2	2	1	3	4	2
35...	22	11	2	2	...	1	...	1	...	3	5	3500	4.6	3	6	1
36...	50	14	6	6	...	4	4	9	7000	6.1	3	9	3
37...	16	5	3	3	2	2	3	2	...
38...	39	16	9	8	1	3	2	1	...	4	9	6000	5.6	5	46	4.6	...	1
40...	3	2	
42...	47	14	10	10	...	4	4	12	10500	6.4	2	1	1
43...	62	22	13	13	...	8	8	1	14	10500	5.7	7	42	4.6	...	1
44...	58	18	15	15	...	3	3	14	8000	6.6	3	
45...	33	6	5	5	...	1	1	5	11500	6.4	1	3	
46...	71	21	9	8	1	...	12	12	4500	6.3	7	32	4.1	15	5
47...	53	19	1	1	...	6	4	2	...	12	10	4000	4.6	6	...	4.0	16	5
48...	87	21	6	6	...	8	4	2	2	7	13	4000	4.8	7	32	5.4	20	7
49...	49	16	15	15	...	1	...	1	13	8000	5.7	2	5	2
50...	74	22	21	21	...	1	1	11	5500	5.5	10	51	5.5	1	3
51...	42	14	12	12	...	2	1	...	1	...	11	7000	6.1	2	4	2
52...	41	17	16	14	2	1	1	15	6000	5.0	2	3	...
53...	53	19	17	17	...	1	1	...	16	6500	5.4	3	5	2

City Block Characteristics

Table 2.—CHARACTERISTICS OF HOUSING UNITS, BY BLOCKS: 1960—Con.

["Total population" contains no persons in group quarters unless preceded by asterisk; one asterisk (*) denotes less than 10 percent; two asterisks (**), 10 percent or more]

Blocks within block numbering areas	Total population	All housing units by condition and plumbing										Occupied housing units						
		Total	Sound			Deteriorating			Dilapidated	Owner occupied			Renter occupied			Occupied by non-white	1.01 or more persons per room	
			Total	With all plumbing facilities	Lacking some or all facilities	Total	With all plumbing facilities	Lacking some or all facilities		Total	Average value (dollars)	Average number of rooms	Total	Average contract rent (dollars)	Average number of rooms			
								With flush toilet										No flush toilet
54...	67	20	19	19	...	1	1	16	14000	5.4	3	1	1
55...	13
56...	77	24	24	23	1	21	8500	5.6	3	2
57...	72	26	26	25	1	20	9000	5.3	6	52	4.2	1	2
58...	77	27	27	26	1	20	8000	5.3	7	52	4.4	...	2
59...	33	12	12	12	11	6500	6.1	1	10	...
60...	56	20	18	8	...	5	3	1	1	7	13	5500	5.0	6	39	4.8	9	1
61...	49	19	13	13	6	12	7500	5.5	6	59	4.7
62...	41	14	8	8	...	5	5	1	10	11500	6.6	3	1
63...	60	20	13	13	...	7	7	14	9500	6.6	5	46	4.0	...	1
64...	56	19	11	7	...	8	6	2	10	6500	5.4	9	58	4.9	...	1
66...	38	13	7	7	...	5	5	1	13	11500	5.8	5	10	...
67...	178	59	31	30	1	25	14	5	6	3	39	7500	5.0	18	47	4.6	11	3
68...	44	16	5	5	...	10	10	1	9	5500	5.4	6	41	4.5	...	2
69...	40	15	13	13	...	2	2	10	11500	5.4	5	66	4.6
70...	42	11	9	4	...	5	5	8	13500	7.5	3
71...	28	9	4	4	...	5	5	6	15000	8.5	3
72...	**20	5	5	5	4	1	2
73...	47	14	14	14	10	5500	5.2	4
74...	49	17	11	11	...	5	4	1	...	1	14	7000	5.1	3
75...	29	12	10	7	3	2	...	1	1	...	6	5500	5.2	4	4	1
76...	67	22	21	21	...	1	20	6000	5.6	2	1
77...	63	19	14	13	1	5	3	2	12	8000	5.8	6	53	5.3	4	3
78...	25	12	10	10	2	7	7500	4.6	3
79...	73	26	24	24	...	2	3	17	6000	5.1	8	51	4.1
80...	66	22	17	16	1	5	2	2	16	6000	5.6	6	56	5.2	...	1
81...	24	8	3	3	...	2	2	3	2	5	48	5.2	4	2
82...	36	14	7	7	...	6	4	2	...	1	6	6000	5.7	8	44	4.4	2	2
83...	58	19	15	15	...	4	4	9	5500	5.1	10	49	4.4	4	1
84...	52	20	18	18	...	2	2	15	8000	6.3	5	...	5.0
85...	36	12	11	11	...	1	8	10000	6.4	2	1	1
86...	35	14	14	14	1	9	12500	6.3	4
87...	23	11	10	10	...	1	9	18500	7.7	1
88...	37	9	9	9	...	4	7	15500	7.3	2	1
89...	23	7	3	3	...	2	2	6	6000	5.3	1	2	1
90...	49	15	9	7	2	6	1	...	4	...	11	4000	4.9	3	13	4
91...	27	10	9	9	...	1	2	7	5500	5.1	3	3	...
92...	36	13	11	11	...	1	2	7	12000	6.7	5	68	5.0	...	1
93...	51	13	6	6	...	7	7	9	7000	6.4	4	2
94...	53	18	18	18	12	7500	5.9	6	62	6.2	...	1
95...	59	20	20	16	4	11	10000	7.2	6	43	4.3	...	1
96...	49	16	13	13	...	3	2	11	9000	6.7	4
97...	36	12	9	9	...	2	2	1	9	8500	6.4	2	1	...
98...	44	16	12	11	1	2	2	4.4	7	43	4.4	2	...
99...	74	23	15	15	...	7	7	1	12	6500	5.3	10	52	4.8	...	2
100...	67	23	23	23	16	7500	5.8	7	48	4.4
101...	62	23	23	23	16	10500	5.5	6	50	4.2	...	2
102...	28	10	10	10	6	20000	4.5	3	1
103...	34	10	10	10	10	22000	5.9
104...	15	6	6	6	6	17000	4.5
105...	63	22	22	22	20	11500	5.1	1
106...	63	23	17	17	...	6	6	18	7000	5.1	4	4	3
107...	27	6	4	3	1	2	2	7	62	5.7	...	2
108...	87	26	22	22	...	4	4	18	7000	5.1	7	44	4.6	1	1
109...	83	29	21	21	...	8	4	4	15	7500	5.6	14	44	4.7	...	2
110...	62	20	18	18	...	2	2	12	7500	5.3	7	55	4.7	...	2
111...	*79	33	30	26	4	1	1	2	9	9000	5.2	23	57	3.7	...	3
112...	57	19	18	18	...	1	1	10	7500	5.8	7	58	4.1	...	2
113...	49	20	18	18	...	2	2	9	11500	6.3	11	48	4.0
114...	25	11	11	11	9	13500	7.0	2
115...	49	22	18	18	...	4	4	14	9000	6.1	7	49	4.1	...	2
116...	45	23	22	22	...	1	1	14	13000	5.9	9	57	4.2
117...	19	6	6	6	6	13000	7.5
118...	**49	11	11	11	7	12000	6.9	4
119...	56	16	16	16	11	13000	7.5	5	72	6.2	...	1
120...	62	26	20	20	...	6	1	5	7	...	6.0	17	60	3.8	...	2
121...	8	4
122...	54	22	16	15	1	6	4	2	12	6000	5.8	8	39	4.6	...	2
123...	45	17	16	16	...	1	1	10	7500	5.7	7	51	3.9	1	1
124...	40	15	10	10	...	5	5	9	5500	5.6	5	...	4.6	...	1
125...	80	28	23	22	1	4	3	1	...	1	15	6000	5.4	12	52	5.1	...	2
126...	70	20	13	13	...	7	3	4	11	9500	6.0	9	55	5.0	...	3
127...	72	23	22	20	2	1	1	16	8500	6.1	7	59	4.3
128...	17	6	5	5	...	1	1	6	7000	4.8
129...	39	14	9	9	...	5	5	8	8500	4.9	5	53	4.6
130...	66	17	9	9	...	7	7	1	13	7500	5.4	3	5
131...	104	32	17	17	...	15	13	2	22	6500	5.4	8	52	5.0	...	3
132...	64	21	18	18	...	3	3	14	8000	4.7	7	63	4.7	...	3
133...	40	13	13	13	11	15000	5.7	2
134...	89	29	24	22	2	5	5	19	7500	5.9	10	45	4.3	...	2
135...	93	34	25	24	1	9	9	16	10000	6.8	16	53	4.3	...	3
136...	92	35	23	23	...	12	12	14	9000	6.3	17	51	4.4	...	3
137...	58	26	16	16	...	9	7	2	...	1	13	6500	5.7	12	37	4.5	...	1
138...	45	22	15	15	...	5	4	1	...	2	6	...	4.5	15	62	4.1
139...	60	23	11	11	...	11	9	2	...	1	8	8000	5.9	14	51	4.6
140...	43	23	21	15	6	2	1	1	6	...	4.8	16	40	2.6	...	1
141...	63	21	21	17	4	11	9000	6.0	7	63	4.9	...	3

Table 2.—CHARACTERISTICS OF HOUSING UNITS, BY BLOCKS: 1960—Con.

["Total population" contains no persons in group quarters unless preceded by asterisk; one asterisk (*) denotes less than 10 percent; two asterisks (**), 10 percent or more]

Blocks within block numbering areas	Total population	All housing units by condition and plumbing								Occupied housing units								
		Sound				Deteriorating				Owner occupied			Renter occupied			Occupied by non-white	1.01 or more persons per room	
		Total	With all plumbing facilities	Lacking some or all facilities	Total	With all plumbing facilities	Lacking some or all facilities	Dilapidated	Total	Average value (dollars)	Average number of rooms	Total	Average contract rent (dollars)	Average number of rooms				
142...	37	11	11	11	8	16500	7.3	3	1	
143...	**43	17	17	12	5	6	...	5.3	9	57	2.8	...	3	
144...	37	15	14	14	...	1	...	1	...	14	15000	8.1	
145...	32	14	13	12	1	1	1	8	6500	6.5	
146...	117	86	86	76	10	6	...	4.7	71	49	2.6	...	2	
147...	45	23	20	13	7	3	3	3	49	3.5	
149...	21	10	9	8	1	1	1	4	6	46	3.2	...	1	
150...	16	8	7	7	...	1	1	3	5	...	4.2	
151...	28	14	13	11	2	1	1	8	9000	5.9	8	48	3.6	
152...	94	43	42	42	...	1	1	22	12000	6.2	15	52	4.2	
153...	88	31	30	26	4	1	11000	6.4	9	46	4.0	...	2	
154...	31	30	30	30	...	1	1	20	10000	6.1	9	63	5.1	...	1	
155...	63	17	15	15	...	2	2	10	12000	5.9	7	59	5.1	...	2	
156...	61	20	13	13	...	6	6	1	8500	6.1	8	50	4.6	...	2	
157...	85	23	19	19	...	4	4	17	7500	5.5	5.0	...	5	
158...	71	18	13	13	...	5	5	14	6000	4.7	4	2	
159...	71	20	20	20	20	10000	4.7	4	
160...	69	20	20	20	16	8000	5.0	7	1	
161...	90	22	16	16	...	6	6	15	8000	5.5	4	52	4.9	...	2	
162...	98	32	25	25	...	7	5	2	...	22	6500	5.2	10	50	3.7	...	5	
163...	61	21	20	17	3	1	1	9	6500	5.2	12	41	4.5	
164...	13	6	6	3	3	2	3	
165...	78	32	29	26	3	3	3	18	9500	5.5	13	54	4.2	...	1	
166...	33	15	12	10	2	2	2	8	9500	5.8	5	41	3.2	
167...	73	27	25	24	1	1	1	12	7000	5.3	13	86	4.5	...	1	
168...	74	22	17	17	...	2	1	1	...	3	6500	5.8	11	48	4.0	...	3	
169...	26	12	12	8	4	5	...	5.8	7	66	3.0	...	2	
170...	67	64	9	4	5	36	2	33	1	19	2	49	66	1.6	4	
171...	4	8	8	5	3	4	
172...	26	16	8	8	...	8	...	8	16	35	1.7	...	2	
173...	21	9	4	4	...	4	3	1	...	2	5	49	4.0	...	2	
174...	**24	2	3	4	2	
175...	**32	7	7	2	5	3	17	31	1.6	5	...	
176...	27	22	17	7	10	2	2	2	3	3	15	37	1.9	1	4	
177...	38	20	16	8	8	3	3	3	1	2	10	64	3.0	...	3	
178...	29	12	6	6	...	6	3	3	
179...	5	2	
180...	10	4	
181...	17	13	11	6	5	2	2	2	...	2	8	32	2.5	
182...	5	5	4	...	4	1	...	1	5	27	1.0	
183...	7	2	
185...	13	3	
186...	3	3	
187...	43	13	12	9	3	1	1	1	...	9	6500	4.7	3	3	
188...	69	35	16	14	2	18	15	2	1	16	6000	5.6	13	47	3.8	...	3	
189...	59	22	14	14	...	7	5	2	...	18	6500	4.8	3	1	
190...	57	18	12	11	1	6	6	14	6000	5.4	4	3	
191...	19	8	8	8	8	14000	6.5	
192...	17	4	
193...	26	9	9	9	8	12000	5.8	
194...	8	
195...	10	4	
196...	5	2	
198...	5	
199...	*92	25	17	17	...	6	5	...	1	16	6000	6.1	8	65	5.0	...	2	
200...	11	4	
201...	8	3	3	
202...	26	4	4	3	1	4	3	...	1	6	4000	5.0	2	1	
203...	4	1	
204...	11	2	
205...	13	3	
206...	10	
207...	20	8	4	4	...	4	1	...	3	6	4500	4.7	2	1	
208...	22	8	4	3	1	2	1	1	2	5	7000	7.2	2	
209...	91	27	12	12	...	8	5	...	3	7	4500	4.8	9	31	4.4	...	8	
210...	14	3	
B.....	*3417	1131	781	700	81	306	253	28	25	44	757	7500	5.4	317	47	4.2	64	107
1.	30	11	5	5	...	6	6	8	11000	7.5	2
2.	26	10	8	6	2	2	2	7	8000	6.6	3	1
3.	37	16	12	10	2	3	...	4	5	...	4.8	11	44	3.4
4.	95	40	29	22	7	8	2	...	1	8	29	4500	5.4	9	33	4.6	11	3
5.	9	3
6.	20	3	2	2	...	2	1	1	...	4	3	...	2	5	1	...
7.	55	16	12	11	1	2	1	...	1	12	3500	5.8	3	7	3	...
8.	7	3	3
9.	21	6	3	2	1	3	1	1	2	2
10.	36	12	10	7	3	1	1	10	3500	4.6	2	2
11.	30	11	7	5	2	4	...	2	...	5	...	6.4	6	...	5.0
12.	16	7	6	6	...	1	1	3	3	1
13.	12	5	5	5	2
14.	18	5	5	5	4	1
15.	21	7	5	6	5	5000	5.0	1
16.	19	10	8	7	1	1	...	1	...	8	3500	4.4
17.	16	6	6	3	3	5	3500	4.2	1	1
18.	11	6	6	4	2	5	3500	5.4
19.	31	6	6	6	1	2	1	1	...	7	4500	4.3	2	4

City Block Characteristics

Table 2.—CHARACTERISTICS OF HOUSING UNITS, BY BLOCKS: 1960—Con.

["Total population" contains no persons in group quarters unless preceded by asterisk; one asterisk (*) denotes less than 10 percent; two asterisks (**), 10 percent or more]

Blocks within block numbering areas	Total population	All housing units by condition and plumbing									Occupied housing units						1.01 or more persons per room	
		Total	Sound			Deteriorating			Dilapidated	Owner occupied			Renter occupied			Occupied by non-white		
			Total	With all plumbing facilities	Lacking some or all facilities	Total	With all plumbing facilities	Lacking some or all facilities		Total	Average value (dollars)	Average number of rooms	Total	Average contract rent (dollars)	Average number of rooms			
																		With flush toilet
20...	6	1
21...	31	10	5	4	1	5	1	...	4	...	7	3500	4.1	2	3
22...	36	14	5	3	2	8	4	...	3	1	11	3500	4.5	3	4
23...	10	6	6	6	5	6000	5.6	1	1
24...	24	6	3	3	...	3	1	...	2	...	4	1	2
25...	43	15	6	4	2	1	1	8	7	3500	4.7	7	25	3.4	7	2
26...	16	3
27...	13	3
28...	40	13	12	11	1	1	1	...	11	6500	5.1	1	1
29...	39	14	10	10	...	4	2	2	7	5500	5.1	7	39	3.9	...	2
30...	37	14	14	12	2	9	7000	6.0	5	...	4.0	1	1
31...	71	30	27	22	5	3	3	15	6000	5.7	14	48	4.3
32...	82	28	27	24	3	1	1	17	7000	5.4	9	46	3.7	...	3
33...	**136	45	43	35	8	2	2	15	6500	4.9	28	42	3.3	...	5
34...	51	20	14	4	10	6	6	9	4000	5.1	8	59	3.1	...	2
35...	41	18	17	17	1	5	7500	6.2	13	48	4.2
36...	22	12	12	11	1	9	6500	4.9	3
37...	47	12	11	9	2	1	8	8000	5.8	4	1	1
38...	**96	19	7	6	1	12	12	12	6000	5.8	7	51	5.1	...	1
39...	61	19	4	4	...	15	10	5	8	7000	5.4	10	41	4.4	...	4
40...	28	11	6	3	3	5	5	5	7000	5.4	5	47	4.6
41...	47	17	7	7	...	10	10	10	7500	5.8	6	38	3.3	...	1
42...	29	10	8	8	...	2	2	9	13000	6.7	1
43...	55	22	14	14	...	7	5	2	...	1	8	4500	5.0	11	54	4.8	3	1
44...	49	13	11	11	...	2	2	8	6000	5.4	4	4
45...	47	19	14	14	...	5	5	13	6500	4.8	5	58	4.8	...	1
46...	35	12	7	3	...	9	9	9	5000	5.9	2	2
47...	61	20	16	14	2	4	4	15	7000	5.7	5	59	4.2
48...	62	19	11	11	...	8	8	13	9000	6.5	5	50	5.0	...	3
49...	61	16	13	13	...	3	3	13	7500	6.5	3	2
50...	61	16	13	13	...	3	3	13	7500	6.5	3	2
51...	39	16	16	16	8	17500	5.8	8	64	4.5
52...	26	11	9	9	...	2	2	6	17000	7.3	4
53...	70	26	15	13	2	10	10	1	13	6000	6.0	9	48	4.2	1	3
54...	63	20	18	16	2	1	1	1	12	6500	5.8	7	55	4.7	...	1
55...	45	19	8	8	...	11	8	3	11	5500	5.1	7	44	4.4	1	...
56...	43	14	7	7	...	7	7	13	6000	5.8	1	1	1
57...	38	14	3	3	...	11	11	14	5500	5.1	3	1	1
58...	60	17	3	3	...	12	12	2	14	5000	5.0	2	3	4
59...	15	5	4	4	...	1	1	5	5500	5.0	1
60...	15	4
61...	40	11	6	5	1	4	4	1	9	5500	5.8	1	2
62...	21	5	3	3	...	2	2	4	1	1
63...	79	23	10	10	...	12	12	1	23	7000	5.6	2
64...	2	3
65...	76	20	11	11	...	7	6	1	...	2	16	6500	4.8	3	4	5
66...	48	14	8	7	1	6	5	1	8	5000	4.5	6	37	4.2	1	2
67...	19	6	2	2	...	4	3	1	5	4000	5.4	1
68...	49	14	12	11	1	2	2	10	6500	5.7	4	3	...
69...	61	21	18	18	...	3	2	...	1	...	17	19000	6.4	2	2
70...	36	10	6	6	...	3	2	...	1	1	7	6000	5.7	3	3	1
71...	38	14	9	9	...	3	1	1	1	2	12	5500	4.8	5	2
72...	15	4
73...	8	1
74...	25	7	3	3	...	3	2	...	1	1	4	3	1
75...	22	9	6	6	...	3	3	9	10000	5.0	1
76...	19	6	6	6	5	8000	6.4	1
77...	13	5	4	3	1	1	1	5	5000	4.8	1
78...	24	5	2	2	...	3	2	1	2	3	2
79...	25	8	7	7	...	1	1	6	7000	5.5	2
80...	27	10	10	10	8	20000	5.8
81...	17	5	5	5	5	37000	9.2
82...	21	5	5	5	5	1	1
83...	26	6	1	1	...	3	3	2	4	5000
84...	39	13	9	9	...	4	4	13	9000	5.2	1	2	...
85...	49	16	11	10	1	5	5	15	8000	...	1
86...	99	28	19	19	...	9	9	21	10000	5.2	6	63	5.0	...	2
87...	27	7	6	6	...	1	1	7	12500	5.9
88...	**19
89...	19	5	2	2	...	3	3	4	1
90...	45	13	7	7	...	6	6	12	8000	5.2	2
91...	41	11	5	5	...	5	4	...	1	1	6	6500	5.0	4	1	2
92...	43	20	18	16	2	...	2	13	11500	4.1	6	66	3.0	...	1
93...	25	8	6	6	...	2	2	5	8500	5.0	3	1