

U.S. CENSUS OF HOUSING: 1960

Series HC(3)-180

CITY BLOCKS

Boston, Mass.

Prepared under the supervision of
WAYNE F. DAUGHERTY, Chief
Housing Division




U.S. DEPARTMENT OF COMMERCE

Luther H. Hodges, Secretary

BUREAU OF THE CENSUS

Richard M. Scammon, Director (From May 1, 1961)

Robert W. Burgess, Director (To March 3, 1961)





BUREAU OF THE CENSUS

RICHARD M. SCAMMON, *Director* (From May 1, 1961)

ROBERT W. BURGESS, *Director* (To March 3, 1961)

A. ROSS ECKLER, *Deputy Director*
HOWARD C. GRIEVES, *Assistant Director*
CONRAD TAEUBER, *Assistant Director*
MORRIS H. HANSEN, *Assistant Director for Statistical Standards*
CHARLES B. LAWRENCE, JR., *Assistant Director for Operations*
WALTER L. KEHRES, *Assistant Director for Administration*
CALVERT L. DEDRICK, *Chief, International Statistical Programs Office*
A. W. VON STRUVE, *Acting Public Information Officer*

Housing Division—

WAYNE F. DAUGHERTY, *Chief*
DANIEL B. RATHBUN, *Assistant Chief*
BEULAH WASHBAUGH, *Special Assistant*
MILTON D. LIEBRMAN, *Chief, Coordination and Research*

Decennial Operations Division—GLEN S. TAYLOR, *Chief*
Electronic Systems Division—ROBERT F. DRURY, *Chief*
Field Division—JEFFERSON D. McPIKE, *Chief*
Geography Division—WILLIAM T. FAY, *Chief*
Population Division—HOWARD G. BRUNSMAN, *Chief*
Statistical Methods Division—JOSEPH STEINBERG, *Chief*

Library of Congress Card Number: A61-9347

SUGGESTED CITATION

U.S. Bureau of the Census. *U.S. Census of Housing: 1960. Vol. III, City Blocks.*
Series HC(3), No. 180.
U.S. Government Printing Office, Washington, D.C., 1961.

For sale by the Superintendent of Documents, U.S. Government Printing Office, Washington 25, D.C.
or any of the Field Offices of the Department of Commerce — Price 50 cents.

PREFACE

This report presents statistics on characteristics of housing units by city blocks, based on data from the Census of Housing taken as of April 1, 1960. A report is published for each city or urban place with 50,000 inhabitants or more prior to and at the time of the 1960 Census, and for a number of smaller localities which arranged for block statistics. Data were tabulated for approximately 750,000 blocks in 467 cities and localities and are published in a series of 421 reports, which constitute Volume III.

Authorization for the 1960 Census of Housing was provided in the Act of Congress of August 31, 1954 (amended August 1957), which codified Title 13, United States Code. The law provides for a decennial census of housing, including utilities and equipment, to be taken in each of the 50 States, the District of Columbia, the Virgin Islands, Guam, and the Commonwealth of Puerto Rico.

The census program was designed in consultation with advisory committees and individuals to achieve a census having optimum value to users of housing statistics. The Housing Advisory Committee was organized by the Director of the Bureau of the Census and was made up of persons in private industry, universities, and local governments. It advised on various aspects of the housing census programs except the technical phases of the Residential Finance program for which the Technical Advisory Committee on Residential Finance was organized. A Federal Agency Population and Housing Census Council, organized by the Bureau of the Budget and made up of persons in Federal agencies, also advised on the basic programs. A joint staff committee, set up by the Administrator of the Housing and Home Finance Agency and the Director of the Bureau of the Census, concentrated on planning aspects of particular interest to the housing agencies. In addition to the committees, working groups of specialists in housing subjects assisted the Census Bureau staff in the evaluation and improvement of housing concepts. A number of other committees, groups, and individuals also made contributions to the planning of the housing census.

ACKNOWLEDGMENTS

A large number of persons participated in the various activities of the 1960 Census of Housing. Specific responsibilities were exercised especially by persons in the Housing, Decennial Operations, Field, and Geography Divisions. Staff members of the Housing Division who made important contributions to this report include Wayne F. Daugherty and Frank S. Kristof in developing the content of the tables; Milton D. Lieberman and Nathan Krevor in coordinating the operational aspects of the report, developing table design, and negotiating contracts with local governments; and Beulah Washabaugh in organizing the format of the report and preparing the textual materials. Important contributions were also made by Robert Hagan of the Geography Division in assigning block numbers and preparing the maps; George W. Morris of the Geography Division in developing the designs of the maps; Morton A. Meyer, Richard A. Hornseth, and Denver K. Ingram of the Decennial Operations Division in directing the processing and tabulation of the data; and Robert H. Brooks of the Administrative Service Division in arranging for the printing of the report.

August 1961.

PUBLICATION PROGRAM OF THE 1960 CENSUS OF HOUSING

Results of the 1960 Census of Housing are published in six housing volumes as described below. A seventh volume containing the census tract reports is a joint publication with data from the 1960 Census of Population. A series of special reports for local housing authorities constitutes the remainder of the final reports. The source of the data is the April 1960 enumeration, except for Volumes IV and V which are based largely on the enumeration of units in a sample of land area segments, started in late 1959 and extended into 1960. Prior to the final reports, several series of preliminary and advance reports were issued. Some unpublished statistics can be obtained for the cost of preparing a copy and certain special tabulations can be prepared, on a reimbursable basis, on request to the Chief, Housing Division, Bureau of the Census, Washington 25, D.C.

Volume I (Series HC(1) reports). States and Small Areas. Information about all subjects covered in the April 1960 enumeration, with a separate report for the United States by regions and geographic divisions, each of the 50 States and the District of Columbia, Puerto Rico, Guam, and the Virgin Islands of the United States. In the State reports, information is shown for the State as a whole and for each standard metropolitan statistical area, urbanized area, urban place, rural place of 1,000 inhabitants or more, county, and the rural farm and rural nonfarm portion of the county. The volume covers occupancy characteristics such as tenure, vacancy status, color, number of persons; structural characteristics such as rooms, year built, and condition of unit; equipment and facilities including water supply, toilet and bathing facilities, heating equipment, air conditioning, television, clothes washing machine, and the like; financial characteristics including value and rent.

Volume II (Series HC(2) reports). Metropolitan Housing. Cross tabulations of housing and household characteristics, with a separate report for the United States by geographic divisions, and for each of the 198 standard metropolitan statistical areas with 100,000 inhabitants or more in the United States and Puerto Rico. Separate statistics for each city of 100,000 inhabitants or more are included in the metropolitan area report.

Volume III (Series HC(3) reports). City Blocks. Separate reports for cities and urban places with 50,000 inhabitants or more prior to and at the time of the 1960 Census, and for a number of smaller localities which arranged for block statistics. Data for a limited number of characteristics are presented by blocks. Statistics for 467 cities and localities in the United States and Puerto Rico are published in 421 separate reports.

Volume IV (Series HC(4) reports). Components of Inventory Change. Information on the source of the 1959 inventory and the disposition of the 1950 and 1956 inventories. Data are provided for components of change such as new construction, conversion, merger, demolition, other additions and other losses. Part 1 of the volume contains the 1950 to 1959 comparison, with a separate report for the United States by regions, and each of 17 selected standard metropolitan statistical areas. Part 2 contains the 1956 to 1959 comparison, with a separate report for the United States by regions, and each of 9 selected standard metropolitan statistical areas.

Volume V (Series HC(5) reports). Residential Finance. Information on financing of residential property, including characteristics of mortgages, properties, and homeowners. Part 1 of the volume is a report on homeowner properties for the United States by regions, and each of 17 selected standard metropolitan statistical areas. Part 2 is a report on rental and vacant properties for the United States by regions.

Volume VI. Rural Housing. Cross tabulations of housing and household characteristics for the 121 economic subregions of the United States, for rural farm and rural nonfarm housing units.

Series PHC(1) reports). Census Tracts. Separate reports for 180 tracted areas in the United States and Puerto Rico. The reports contain information, by census tracts, on both housing and population subjects. (This series is the same as the tract reports included in the publication program for the 1960 Census of Population.)

Series HC(S1). Special Reports for Local Housing Authorities. Separate reports for 139 localities in the United States. The program was requested by, and planned in cooperation with, the Public Housing Administration. The reports contain data on both owner and renter occupied housing units defined as substandard by Public Housing Administration criteria, with emphasis on gross rent, size of family, and income of renter families.

CONTENTS

INTRODUCTION

	Page		Page
General.....	VIII	Definitions and explanations—Continued	
Content.....	VIII	Color.....	X
Description of tables.....	VIII	Persons per room.....	X
Maps and block identification.....	VIII	Average number of rooms.....	X
Comparability with the 1950 Census of Housing.....	VIII	Average value.....	XI
Housing data from other censuses.....	IX	Average contract rent.....	XI
Availability of unpublished data.....	IX	Collection and processing of data.....	XI
Definitions and explanations.....	IX	Collection of data.....	XI
Interpretation of definitions.....	IX	Electronic processing.....	XI
Total population.....	IX	Editing.....	XI
Living quarters.....	IX	Block number edit.....	XI
Condition and plumbing.....	X	Accuracy of the data.....	XII
Condition.....	X	Illustrative examples of forms.....	XIII
Plumbing.....	X	Portion of FOSDIO enumeration schedule (Form 60 PH-2).....	XIII
Occupied housing unit.....	X	Advance Census Report Form.....	XIV
Tenure.....	X		

TABLES

	Page
Table 1.—Characteristics of housing units, for the city; 1960.....	1
Table 2.—Characteristics of housing units, by blocks; 1960.....	1

Map is enclosed identifying the blocks in the place or locality covered in this report.

City Block Reports

Report
number

Alabama

1. Bessemer
2. Birmingham
3. Gadsden
4. Huntsville
5. Mobile
6. Montgomery
7. Tuscaloosa

Alaska

8. Anchorage
9. Fairbanks

Arizona

10. Phoenix
11. Tucson
12. Yuma

Arkansas

13. Dumas
14. Fort Smith
15. Little Rock
16. Newport
17. North Little Rock
18. Rogers
19. Van Buren

California

20. Alameda
21. Alhambra
22. Anaheim
23. Bakersfield
24. Barstow
25. Bellflower
26. Berkeley
27. Burbank
28. Carmel-by-the-Sea
29. Compton
30. Coronado
31. Downey
32. El Cerrito
33. Fremont
34. Fresno
35. Fullerton
36. Garden Grove
37. Glendale
38. Hayward
39. Hermosa Beach
40. Inglewood
41. Laguna Beach
42. La Habra
43. Lakewood
44. Livermore
45. Long Beach
46. Los Angeles
47. Martinez
48. Modesto
49. Montebello
50. Monterey
51. Newport Beach
52. Norwalk
53. Oakland
54. Oxnard
55. Palm Springs
56. Pasadena
57. Petaluma
58. Pomona
59. Redondo Beach

Report
number

California—Continued

60. Redwood City
 61. Richmond
 62. Riverside
 63. Sacramento
 64. Salinas
 65. San Bernardino
 66. San Diego
 67. San Francisco
 68. San Jose
 69. San Leandro
 70. San Mateo
 71. San Pablo
 72. Santa Ana
 73. Santa Barbara
 74. Santa Clara County—Selected places and census tracts
 - Campbell
 - Los Altos
 - Milpitas
 - Mountain View
 - Palo Alto
 - Santa Clara
 - Sunnyvale
 75. Santa Cruz
 76. Santa Fe Springs
 77. Santa Monica
 78. Santa Paula
 79. Santa Rosa
 80. South Gate
 81. Stockton
 82. Torrance
 83. Vallejo
 84. Walnut Creek
 85. Watsonville
 86. Yuba City
- ## Colorado
87. Aurora
 88. Boulder
 89. Colorado Springs
 90. Denver
 91. Englewood
 92. Pueblo
- ## Connecticut
93. Ansonia
 94. Bridgeport
 95. Greenwich town
 96. Hartford
 97. New Britain
 98. New Canaan town—Urban part
 99. New Haven
 100. Norwalk
 101. Stamford
 102. Waterbury
 103. West Hartford town
- ## Delaware
104. Wilmington
- ## District of Columbia
105. Washington
- ## Florida
106. Daytona Beach
 107. Fort Lauderdale
 108. Hollywood

Report
number

Florida—Continued

109. Jacksonville
110. Lakeland
111. Miami
112. Miami Beach
113. Orlando
114. Pensacola
115. St. Petersburg
116. Tampa
117. West Palm Beach

Georgia

118. Atlanta
119. Augusta
120. Columbus
121. East Point
122. Macon
123. Port Wentworth
124. Savannah

Hawaii

125. Hilo
126. Honolulu
127. Lahaina
128. Wailuku

Idaho

129. Pocatello

Illinois

130. Aurora
131. Berwyn
132. Centreville
133. Chicago
134. Cicero
135. Decatur
136. East St. Louis
137. Elgin
138. Evanston
139. Hinsdale
140. Joliet
141. Moline
142. Oak Park
143. Peoria
144. Rockford
145. Rock Island
146. Skokie
147. Springfield

Indiana

148. Anderson
149. East Chicago
150. Evansville
151. Fort Wayne
152. Gary
153. Hammond
154. Indianapolis
155. Muncie
156. South Bend
157. Terre Haute

Iowa

158. Cedar Rapids
159. Davenport
160. Des Moines
161. Dubuque
162. Ottumwa
163. Sioux City
164. Waterloo

Report
number

Kansas

165. Atchison
166. Kansas City
167. Topeka
168. Wichita

Kentucky

169. Covington
170. Lexington
171. Louisville

Louisiana

172. Baton Rouge
173. Monroe
174. New Orleans
175. Shreveport

Maine

176. Portland

Maryland

177. Annapolis
178. Baltimore
179. Hagerstown

Massachusetts

180. Boston
181. Brockton
182. Brookline town
183. Cambridge
184. Fall River
185. Fitchburg
186. Holyoke
187. Lawrence
188. Lowell
189. Lynn
190. Malden
191. Medford
192. New Bedford
193. Newton
194. Pittsfield
195. Quincy
196. Somerville
197. Springfield
198. Worcester

Michigan

199. Adrian
200. Ann Arbor
201. Battle Creek
202. Bay City
203. Dearborn
204. Detroit
205. Flint
206. Grand Rapids
207. Harper Woods
208. Highland Park
209. Inkster
210. Jackson
211. Kalamazoo
212. Lansing
213. Monroe
214. Muskegon
215. Plymouth
216. Pontiac
217. Royal Oak
218. St. Clair Shores
219. Saginaw
220. Troy
221. Wayne

Report number	Report number	Report number	Report number
Minnesota			
222. Duluth	New York—Continued		
223. Hastings	276. New York City—Queens Borough	Pennsylvania—Continued	
224. Minneapolis	277. New York City—Richmond Borough	340. Johnstown	Tennessee
225. St. Paul	278. Niagara Falls	341. Lancaster	366. Chattanooga
226. South St. Paul	279. Patchogue	342. McKeesport and selected places in Allegheny County	367. Knoxville
Mississippi			
227. Jackson	280. Port Jervis	Aspinwall	368. Memphis
Missouri			
228. Ferguson	281. Rochester	Brackenridge	369. Morristown
229. Independence	282. Rockville Centre	Braddock	370. Nashville and selected census tracts in Davidson County
230. Kansas City	283. Rome	Braddock Hills	Texas
231. St. Joseph	284. Rye	Bridgeville	371. Abilene
232. St. Louis	285. Schenectady	Carnegie	372. Amarillo
233. Springfield	286. Southampton	Chaifant	373. Austin
234. University City	287. Syracuse	Clairton	374. Beaumont
Montana			
235. Great Falls	288. Troy	Coraopolis	375. Corpus Christi
Nebraska			
236. Lincoln	289. Utica	Duquesne	376. Crystal City
237. Omaha	290. White Plains	East Pittsburgh	377. Dallas
Nevada			
238. Las Vegas	291. Yonkers	Edgewood	378. El Paso
New Hampshire			
239. Manchester	North Carolina		
New Jersey			
240. Atlantic City	292. Asheville	Edinburgh	379. Fort Worth
241. Bayonne	293. Charlotte	Heidelberg	380. Galveston
242. Camden	294. Durham	Homestead	381. Houston
243. Clifton	295. Fayetteville	Ingram	382. Irving
244. East Orange	296. Greensboro	Leetsdale	383. Laredo
245. Edison township	297. High Point	McKees Rocks	384. Lubbock
246. Elizabeth	298. Lexington	Millvale	385. Midland
247. Englewood	299. Raleigh	Mount Oliver	386. Odessa
248. Irvington	300. Salisbury	Munhall	387. Port Arthur
249. Jersey City	301. Statesville	North Braddock	388. San Angelo
250. Kearny	302. Washington	Pitcairn	389. San Antonio
251. Montclair	303. Wilmington	Port Vue	390. Snyder
252. Newark	304. Winston-Salem	Rankin	391. Waco
253. North Arlington	Ohio		
254. Passaic	305. Akron	Scott township—Tract 130	392. Wichita Falls
255. Paterson	306. Canton	Sharpsburg	Utah
256. Trenton	307. Chillicothe	Springdale	393. Ogden
257. Union City	308. Cincinnati	Stowe township	394. Salt Lake City
New Mexico			
258. Albuquerque	309. Cleveland	Swissvale	Virginia
259. Las Cruces	310. Cleveland Heights	Tarentum	395. Alexandria
New York			
260. Albany	311. Columbus	Turtle Creek	396. Arlington County
261. Binghamton	312. Dayton	Verona	397. Hampton
262. Buffalo	313. Hamilton	Versailles	398. Harrisonburg
263. Ellenville	314. Kettering	Wall	399. Lynchburg
264. Farmingdale	315. Lakewood	West Elizabeth	400. Newport News
265. Floral Park	316. Lima	West Homestead	401. Norfolk
266. Glen Cove	317. Lorain	Whitaker	402. Portsmouth
267. Ithaca	318. Springfield	Wilkinsburg	403. Richmond
268. Lindenhurst	319. Steubenville	Wilmerding	404. Roanoke
269. Mineola	320. Toledo	Washington	
270. Mount Vernon	321. Warren	405. Seattle	West Virginia
271. Newburgh	322. Wooster	406. Spokane	400. Charleston
272. New Rochelle	323. Wyoming	407. Tacoma	410. Huntington
273. New York City—Bronx Borough	324. Youngstown	408. Yakima	411. Wheeling
274. New York City—Brooklyn Borough	325. Zanesville	Wisconsin	
275. New York City—Manhattan Borough	Oklahoma		
	326. Oklahoma City	412. Fond du Lac	
	327. Tulsa	413. Green Bay	
	Oregon		
	328. Empire	414. Kenosha	
	329. Eugene	415. Madison	
	330. Medford	416. Manitowoc	
	331. Pendleton	417. Milwaukee	
	332. Portland	418. Racine	
	Pennsylvania		
	333. Allentown	Puerto Rico	
	334. Altoona	419. San Juan	
	335. Bethlehem	420. Ponce	
	336. Bristol township	421. Mayagüez	
	337. Chester		
	338. Erie		
	339. Harrisburg		
	Rhode Island		
	353. Cranston		
	354. East Providence		
	355. Newport		
	356. Pawtucket		
	357. Providence		
	358. Warwick		
	359. Woonsocket		
	South Carolina		
	360. Cayce		
	361. Charleston		
	362. Columbia		
	363. Greenville		
	364. Spartanburg		
	South Dakota		
	365. Sioux Falls		

City Blocks

GENERAL

Content.—This report presents statistics, by city blocks, on characteristics enumerated in the Census of Housing, taken as of April 1, 1960. The housing unit is the reporting unit for this report.

Statistics by blocks are published for each city or urban place which had a population of 50,000 or more in 1950 or in an interim census prior to 1960, and also had a population of 50,000 or more in 1960. In addition, a number of localities were included in the city block program through an agreement whereby the local government furnished satisfactory block maps and paid the Bureau of the Census for the incremental cost of collecting and publishing the information. Reports differing only in details are issued for the cities in Puerto Rico.

The information presented in this report represents a modification of the block statistics programs of the 1950 and 1940 Censuses of Housing. The 1960 program provides the following information for each block: Total population, the number of housing units classified by condition and plumbing, tenure of occupied units, average value and average number of rooms for owner occupied units, average contract rent and average number of rooms for renter occupied units, number of units occupied by nonwhites, and number of units with 1.01 or more persons per room. All of the items were enumerated and tabulated on a 100-percent basis for the statistics in this report.

The 1960 Census contained several innovations. One of them was the use of an advance census report form which was sent to each household in the United States, with the request that the household members themselves complete it prior to the enumerator's visit. Another innovation was the extensive use of the electronic computer and related equipment to process the data and produce the final tables. These innovations were designed primarily to improve the quality of the data and to permit early publication; at the same time, they have introduced an element of difference between the 1960 statistics and those of earlier censuses.

Changes were made also in the definitions of some of the major concepts. They were made in order to improve the usefulness of the data although it was recognized that comparability with previous censuses would be affected. Innovations and changes are discussed in later sections of this report and in more detail in the United States Summary, Volume I of the Housing Reports.

Description of tables.—This report contains two tables: Table 1 summarizes the statistics for the city, urban place, or locality as specified in the table; table 2 contains the statistics for individual blocks, as well as totals by tract or block numbering area where appropriate.

To avoid disclosure of information for individual units, some of the data were suppressed in table 2. Specifically, if there were four or fewer total housing units in the block, the items suppressed were condition and plumbing, total owner occupied, total renter occupied, occupied by nonwhite, and 1.01 or more persons per room. If there were four or fewer owner or renter occupied units, average number of rooms for the respective tenure group was suppressed. Similarly, average value and average rent were

suppressed if there were four or fewer units of the type for which value and rent were tabulated. All units, however, are included in the totals for the city or locality and in the totals for the census tract or block numbering area. Leaders (---) in a data column in table 2 indicate that either there were no housing units in the category or that the data were suppressed.

Block identification, total population, and total housing units are shown in table 2 for every block that contained living quarters. For some blocks, the table shows total population but no housing units because all the people lived in group quarters; while for other blocks, the table shows housing units but no population because all the units were vacant. Blocks with no living quarters are shown on the map but do not appear in table 2.

Maps and block identification.—The map included in this report identifies the boundaries of the city, urban place, or locality for which the block statistics are provided. The map also identifies the location and number of each block and, where appropriate, the boundary and number of each census tract or block numbering area. The total number of blocks identified on the map, including blocks with no living quarters, is given in the note following table 1.

A block is usually a well-defined rectangular piece of land bounded by streets or roads. However, it may be irregular in shape or bounded by railroad tracks, streams, or other features. The block is the specific numbered area as shown on the map.

Census tracts are small areas into which large cities and metropolitan areas have been divided for statistical purposes. Tract boundaries were established cooperatively by a local committee and the Bureau of the Census, and were generally designed to achieve some uniformity of population characteristics, economic status, and living conditions. Initially, the average tract had about 4,000 residents. Tract boundaries were established with the intention of being maintained over a long time so that comparisons may be made from census to census. If tract boundaries extend beyond the area included in this report, statistics are shown for that portion of the tract inside the area.

In untraced places, block numbering areas are generally used. Block numbering areas are established by arbitrarily dividing the city along major streets, railroads, or other physical boundaries to facilitate numbering the blocks in groups of fewer than 1,000. The boundaries of block numbering areas have no statistical significance but are merely for convenience in mapping and tabulating.

In numbering the blocks, a separate series was used for each census tract or block numbering area. Thus, the location of each block for which data are presented in table 2 is determined by referring both to the block number and the census tract or block area number.

In smaller localities where there were neither census tracts nor block numbering areas, the blocks were numbered in one series within the locality as a whole.

In some cases, a city or other political boundary divides a block. The data shown are for that part of the block represented by the land area as bounded and numbered on the block map.

Comparability with the 1950 Census of Housing.—In the 1950 Census of Housing, reports entitled "Block Statistics" were issued for the 209 cities which, in 1940 or in an interim census

prior to 1950, had a population of 50,000 or more. The program was restricted to cities in conterminous United States, that is, the United States exclusive of Alaska and Hawaii.

The 1960 block program reflects changes and additions of items compared with the 1950 program, although the subjects covered in both programs are substantially similar. The changes that were made reflect the needs expressed by users of block data. For example, categories on condition and plumbing were expanded considerably to conform with needs for data to plan urban renewal programs. Total population and average number of rooms have been added, and the category 1.01 or more persons per room has been substituted for 1.51 or more. Two categories of vacant units, which were included in the 1950 report, are not shown in 1960.

Below is a list of the 1960 items published by blocks and the equivalent or comparable 1950 items (table 2 in the 1960 report and table 3 in the 1950 report). As noted previously, changes in categories, concepts, and procedures may affect comparisons between the 1960 and 1950 statistics.

1960 item	1950 equivalent or comparable items
Block identification	Block identification
Total population	-----
Total housing units	Total dwelling units
Sound	} Number reporting condition and plumbing facilities No private bath or dilapidated No running water or dilapidated
With all plumbing facilities Lacking some or all facilities	
Deteriorating	
With all plumbing facilities Lacking some or all facilities, with flush toilet	
Lacking some or all facilities, no flush toilet	
Dilapidated	
Owner occupied	Owner occupied
Average value	Average value (owner occupied and vacant available for sale)
Average number of rooms	-----
Renter occupied	Renter occupied
Average contract rent	Average monthly rent (renter occupied and vacant available for rent)
Average number of rooms	-----
Occupied by nonwhite 1.01 or more persons per room	Occupied by nonwhite 1.51 or more persons per room

Wherever possible, the block numbers in 1960 remained the same as in 1950 for blocks whose boundaries did not change. However, changes in block numbers and the assignment of new numbers have been necessary for blocks which have been divided or newly created since the 1950 Census, for blocks in tracts which have had their boundaries changed, and for blocks in places or areas newly tracted in 1960.

Housing data from other censuses.—The 1940 Census of Housing was the first to provide housing statistics by blocks. Reports entitled "Block Statistics" were issued as supplements to the first series of housing bulletins. These supplements consisted of separate reports for each of the 191 cities in conterminous United States which had 50,000 inhabitants or more in 1930.

Availability of unpublished data.—There are no unpublished data from the 1960 Census for blocks. All the information that was tabulated is included in this report. However, some unpublished data are available on request for other small areas such as enumeration districts, census tracts, and minor civil divisions.

DEFINITIONS AND EXPLANATIONS

Interpretation of definitions.—Some of the definitions used in 1960 differ from those used in 1950, as indicated below. These changes were made after consultation with users of census data in order to improve the statistics even though it was recognized that comparability would be affected.

The definitions and explanations should be interpreted in the context of the 1960 Census, which employed a combination of self-enumeration, direct interview, and enumerator observation. Some of the information that was required for delineation of

housing units was obtained by the enumerator as part of the procedure to secure complete coverage of all living quarters. Further, condition of a unit was always determined by enumerator observation. The remaining items were completed by self-enumeration, or by direct interview when the household member did not complete the form. For items on the self-enumeration form (the Advance Census Report), the respondent had the explanations and instructions printed on the form.

The definitions below are consistent with the instructions given to the enumerator for items he was to complete himself and for all items which were not completed by the respondent on the self-enumeration form. As in all surveys, there were some failures to execute the instructions exactly. Through the forms distributed to households, the respondents' attention was drawn to some of the explanations of the questions more uniformly than might have been the case in direct interviews. Nevertheless, it was not feasible to give the full instructions to the respondents, and some of their errors have undoubtedly gone undetected.

Total population.—The total population is the count of all persons living in the block. When the population includes persons living in group quarters, the figure is preceded by one asterisk if the proportion in group quarters is less than 10 percent of the total population, and by two asterisks if the proportion is 10 percent or more. If the total population includes persons in group quarters, the count cannot be used in the computation of the average number of persons in occupied housing units.

For places for which the total population includes crews of vessels, the population obtained as the sum of the counts by blocks is less than the total population shown in other census reports. Crews of vessels were not allocated to blocks and, therefore, were excluded from the block tabulations.

Living quarters.—Living quarters were divided into housing units and group quarters. The classification of occupied living quarters as housing units or group quarters was based on information supplied by household members on the Advance Census Report and questions asked by the enumerator where necessary. Delineation of vacant quarters was based partly on the enumerator's observation and partly on information obtained from landlords and neighbors.

A house, an apartment or other group of rooms, or a single room is regarded as a *housing unit* when it is occupied or intended for occupancy as separate living quarters, that is, when the occupants do not live and eat with any other persons in the structure and when there is either (1) direct access from the outside or through a common hall or (2) a kitchen or cooking equipment for the exclusive use of the occupants.

Quarters in which the occupants do not have separate living arrangements are classified as *group quarters*. They are located most frequently in institutions, hospitals, nurses' homes, rooming and boarding houses, military and other types of barracks, college dormitories, fraternity and sorority houses, convents, and monasteries. Group quarters are also located in a house or apartment in which the living quarters are shared by the person in charge and five or more persons unrelated to him. Group quarters are not included in the housing inventory, although the count of persons living in them is included in the total population in table 2.

The inventory of housing units includes vacant as well as occupied units. Newly constructed vacant units were included in the inventory if construction had reached the point that all the exterior windows and doors were installed and the final usable floors were in place. Dilapidated vacant units were included provided they were still usable as living quarters; they were excluded if they were in the process of being demolished or if there was positive evidence that they were to be demolished.

Trailers, tents, boats, and railroad cars were included in the housing inventory if they were occupied as housing units. They

were excluded if they were vacant, used only for extra sleeping space or vacations, or used only for business.

In 1950, the unit of enumeration was the dwelling unit. Although the definition of the housing unit in 1960 is essentially similar to that of the dwelling unit in 1950, the housing unit definition was designed to encompass all private living quarters, whereas the dwelling unit definition did not completely cover all private living accommodations. The main difference between housing units and dwelling units is as follows: In 1960, *separate* living quarters consisting of one room with direct access but without separate cooking equipment qualify as a housing unit whether in an apartment house, rooming house, or house converted to apartment use; in hotels, a single room qualifies as a housing unit if occupied by a person whose usual residence is the hotel or a person who has no usual residence elsewhere. In 1950, a one-room unit without cooking equipment qualified as a dwelling unit only when located in a regular apartment house or when the room constituted the only living quarters in the structure.

The evidence so far available suggests that using the housing unit concept in 1960 instead of the dwelling unit concept as in 1950 had relatively little effect on the counts for large areas and for the Nation. Any effect which the change in concept may have on comparability can be expected to be greatest in statistics for blocks and census tracts. Living quarters classified as housing units in 1960 but which would not have been classified as dwelling units in 1950 tend to be clustered in neighborhoods where many persons live alone in single rooms in hotels, rooming houses, and other light housekeeping quarters. In such areas, the 1960 housing unit count for an individual block may be higher than the 1950 dwelling unit count even though no units were added by new construction or conversion.

Condition and plumbing.—Data are presented on condition and plumbing facilities in combination. The categories represent various levels of housing quality. To measure condition, the enumerator classified each housing unit in one of three categories: Sound, deteriorating, or dilapidated. Plumbing facilities were measured in terms of water supply, toilet and bathing facilities.

Condition.—The enumerator determined the condition of the housing unit by observation, on the basis of specified criteria. Nevertheless, the application of these criteria involved some judgment on the part of the individual enumerator. The training program for enumerators was designed to minimize differences in judgment.

Sound housing is defined as that which has no defects, or only slight defects which are normally corrected during the course of regular maintenance. Examples of slight defects include: lack of paint; slight damage to porch or steps; small cracks in walls, plaster, or chimney; broken gutters or downspouts; slight wear on floors or doorsills.

Deteriorating housing needs more repair than would be provided in the course of regular maintenance. It has one or more defects of an intermediate nature that must be corrected if the unit is to continue to provide safe and adequate shelter. Examples of intermediate defects include: shaky or unsafe porch or steps; holes, open cracks, or missing materials over a small area of the floors, walls, or roof; rotted window sills or frames; deep wear on stairs, floors, or doorsills; broken or loose stair treads or missing balusters. Such defects are signs of neglect which lead to serious structural deterioration or damage if not corrected.

Dilapidated housing does not provide safe and adequate shelter. It has one or more critical defects; or has a combination of intermediate defects in sufficient number to require extensive repair or rebuilding; or is of inadequate original construction. Critical defects result from continued neglect or indicate serious damage to the structure. Examples of critical defects include: holes, open cracks or missing materials over a large area of the floors, walls, roof, or other parts of the structure; sagging floors, walls, or roof; damage by storm or fire. Inadequate original construction includes structures built of makeshift materials and inadequately converted cellars, sheds, or garages not originally intended as living quarters.

In 1950, the enumerator classified each unit in one of two categories, not dilapidated or dilapidated, as compared with the

three categories of sound, deteriorating, and dilapidated in 1960. Although the definition of "dilapidated" was the same in 1960 as in 1950, it is possible that the change in the categories introduced an element of difference between the 1960 and 1950 statistics.

Plumbing.—The category "With all plumbing facilities" consists of units which have hot and cold piped water inside the structure, and flush toilet and bathtub (or shower) inside the structure for the exclusive use of the occupants of the unit. Equipment is for exclusive use when it is used only by the persons in the one housing unit, including any lodgers living in the unit.

The category "Lacking some or all facilities" consists of units which do not have all the plumbing facilities specified above. Units without hot water, toilet, or bathtub (or shower) are included in this category. Also included are units whose occupants share toilet or bathing facilities with the occupants of another housing unit.

The category "Lacking some or all facilities—with flush toilet" consists of units which do not have all plumbing facilities but do have a flush toilet inside the structure. The toilet may be for the exclusive use of the occupants of the unit or shared with the occupants of another housing unit.

The category "Lacking some or all facilities—no flush toilet" consists of units for which there is no flush toilet available in the structure. These units may lack other plumbing facilities also.

The categories of plumbing facilities presented in the 1960 report are not comparable with those in the 1950 report. The 1950 category "No running water or dilapidated" consisted of units that were either dilapidated or lacked running water inside the structure. The category "No private bath or dilapidated" consisted of all the units in the above category plus those units that had running water but lacked a flush toilet or bathtub (or shower) inside the structure for the exclusive use of the occupants.

Occupied housing unit.—A housing unit is occupied if it was the usual place of residence for the person or group of persons living in it at the time of enumeration. Included are units whose occupants were only temporarily absent (for example, on vacation) and units whose occupants had no usual place of residence elsewhere.

A count of unoccupied units may be computed by subtracting the sum of "owner occupied" and "renter occupied" units from total housing units. The count thus obtained, however, may not be a count of vacant units on the market. It includes all types of vacant units—those available for sale or rent as well as dilapidated units, seasonal units, and units held off the market for various reasons.

Tenure.—A housing unit is "owner occupied" if the owner or co-owner lived in the unit, even if it was mortgaged or not fully paid for. All other occupied units are classified as "renter occupied," whether or not cash rent was paid. For example, units occupied in exchange for services rendered are included in the "renter occupied" category, along with units for which a cash payment was made.

Color.—Occupied housing units are classified by the color of the head of the household. The color group designated as "non-white" consists of such races as the Negro, American Indian, Japanese, Chinese, Filipino, Korean, Asian Indian, and Malayan races. Persons of Mexican birth or ancestry who are not definitely of Indian or other nonwhite race are classified as white.

Persons per room.—The number of persons per room was computed for each occupied housing unit by dividing the number of persons by the number of rooms in the unit. The category "1.01 or more persons per room" indicates an average of more than one person to a room.

All persons enumerated in the Census of Population as members of the household were counted in determining the number of persons who occupied the housing unit, including any lodgers, foster children, wards, and resident employees who shared the living quarters of the household head.

Average number of rooms.—The number of rooms includes whole rooms used for living purposes, such as living rooms, dining

rooms, bedrooms, kitchens, finished attic or basement rooms, recreation rooms, lodgers' rooms, and rooms used for offices by a person living in the unit. Not counted as rooms are bathrooms; halls, foyers, or vestibules; closets; alcoves; pantries; strip or pullman kitchens; laundry or furnace rooms; unfinished attics, basements, and other space used for storage; porches, unless they had been permanently enclosed and were suitable for year-round use; and offices used only by persons not living in the unit. A partially divided room, such as a dinette next to a kitchen or living room, was to be counted as a separate room if there was a partition from floor to ceiling, but not if the partition consisted only of shelves or cabinets.

The average number of rooms (arithmetic mean) was computed by dividing the sum of the rooms for each tenure group by the number of owner or renter occupied units, respectively. The tabulation form contained a terminal category of "10 or more" rooms. For purposes of the computation, the terminal category was given a mean value of 11. As a result, 11 rooms is the arbitrary maximum average which could be obtained for any block.

Average value.—Value is the respondent's estimate of how much the property would sell for on today's market (April 1960). Value data are restricted to owner occupied units having only one housing unit in the property and no business. Trailers and units in multiunit structures were excluded from the tabulations.

The average value (arithmetic mean) was computed by dividing the sum of the values by the number of owner occupied units for which value is shown. Value was reported in class intervals, the lowest and highest intervals being "Less than \$5,000" and "\$35,000 or more," respectively. For purposes of the computation, the midpoints of the intervals were used except that a mean of \$3,500 was assigned for values less than \$5,000 and a mean of \$42,000 was assigned for values of \$35,000 or more. As a result, \$3,500 is the arbitrary minimum and \$42,000 is the arbitrary maximum average which could be obtained for any block.

In the computation, average values of less than \$20,000 were rounded downward to the nearest \$500 while average values of \$20,000 or more were rounded downward to the nearest \$1,000. Thus, an average of \$12,700 is shown as \$12,500 while an average of \$26,800 is shown as \$26,000.

In 1950, average value was not computed for owner occupied units separately but was shown in combination with vacant units available for sale. Further, value was tabulated to the nearest hundred dollars in 1950 and so used in the computation.

Average contract rent.—Contract rent is the rent agreed upon, regardless of any furnishings, utilities, or services that may be included. The average contract rent (arithmetic mean) was computed by dividing the sum of the rental amounts by the number of renter occupied units for which cash rent was paid; units for which no cash rent was paid were excluded from the computation. In 1950, average rent was not computed for renter occupied units separately but was shown in combination with vacant units available for rent.

COLLECTION AND PROCESSING OF DATA

Collection of data.—Two basic enumeration forms were used to collect the information for the subjects published for blocks. They were the Advance Census Report and a FOSDIO schedule.

An Advance Census Report was delivered by the Post Office Department, several days before the census date, to each household on postal delivery routes. This form contained questions which were to be answered for every housing unit. They were questions which the household members themselves could answer. Household members were requested to fill the Advance Census Report and have it ready for the census enumerator.

When the enumerator visited the unit, he transcribed the information from the Advance Census Report (ACR) to a FOSDIO schedule, a form specially designed for electronic data processing. If the ACR was not filled for the unit or if the form contained omissions or inconsistencies, the enumerator was instructed to ask the questions and record the answers directly on the FOSDIO schedule. The enumerator used the FOSDIO schedule also for recording information not required by the ACR, namely access to unit (which is pertinent to the identification of a housing unit), condition of unit, and all the information for vacant units. The questions on the FOSDIO form are somewhat briefer than the corresponding questions on the ACR, and the response categories also are abbreviated. Nevertheless, the intent of the questions on the two forms was the same. Illustrative portions of the FOSDIO enumeration schedule and the Advance Census Report Form are shown on pages XIII and XIV.

Soon after the enumerator started work, his schedules were examined in a formal field review. This operation was designed to assure at an early stage of the work that the enumerator was performing his duties properly and had corrected any errors he had made.

Electronic processing.—Several steps were required to process the data. First, the enumerator recorded the information by marking appropriate circles on the FOSDIO schedule. This schedule was later microfilmed and the information was read by FOSDIO (Film Optical Sensing Device for Input to Computers) which converted the markings to signals on magnetic tape. The tape, in turn, was processed in an electronic computer, which was used extensively to edit and tabulate the data and to produce the publication tables.

Editing.—In a mass statistical operation, such as a census, human and mechanical errors occasionally arise in one form or another—failure to obtain or record the required information, recording information in the wrong place, misreading position markings, skipping pages, and so on. These were minimized by means of operational control systems. Nonresponses and inconsistencies were eliminated by using the computer to analyze and correct the data or supply the missing entry. In general, little editing was required, although the amount varied by subject and by enumerator.

Whenever information was missing, an allocation procedure was used to assign an entry, thereby eliminating the need for a "not reported" category in the tabulations. The assignment was based on related information reported for the housing unit, or on information reported for a similar unit in the immediate neighborhood. For example, if tenure for an occupied unit was omitted but a rental amount was reported, the computer automatically edited tenure to "rented." On the other hand, if the unit was reported as "rented" but the amount of rent was missing, the computer automatically assigned the rent that was reported for the preceding renter occupied unit.

A similar procedure was used when the reported information was inconsistent. For example, if a housing unit was enumerated as having "no running water" but having both a bathtub (or shower) and flush toilet for the exclusive use of the occupants, the computer edited the water supply to "hot and cold water," a category considered to be consistent with the reported bathing and toilet facilities.

Specific tolerances were established for the number of computer allocations that were acceptable. If the number was beyond tolerance, the data were rejected and the original schedules were re-examined to determine the source of the error. Correction and reprocessing were undertaken as necessary.

Block number edit.—One aspect of the editing involved a procedure for checking the block number entry. On a map showing

blocks, a number was assigned to each block in advance of the enumeration. The enumerator was instructed to assign this number to the housing units that were located within the boundaries of the block as it is drawn on the map.

In some instances, the map suitable for block numbering was several years old and did not recognize construction of new streets or disappearance of others. Insofar as possible, the map was corrected for changes that were discovered prior to enumeration. In other cases, it was not feasible to make corrections. Hence, the map may not reflect the blocks as they exist on the ground. For example, a block as shown on the map may have been divided into two blocks. The housing units in the newly subdivided blocks would be assigned the one block number shown on the map. On the other hand, two blocks as shown on the map may have been merged into one. In the enumeration and in the editing, the intent was to identify which housing units were physically located in each of the two former blocks and assign the respective block number to each portion, even though only one block existed at the time of enumeration. Occasionally, blocks shown on the map have disappeared because of widespread demolitions, such as those accompanying new highway construction or industrial development. Such block numbers appear on the map but do not appear in table 2.

As with other items in a large scale operation, there were some errors in reporting block numbers. Although it was possible to identify and correct some of the errors, it was not possible or feasible to detect and correct others. For example, when an enumerator copied the wrong block number to the FOSDIC schedule or when he forgot to use another block number when he moved from one block to the next, it was usually not possible to detect the error in the editing.

Editing of block numbers was accomplished largely in the electronic computer. A control tape, listing the block numbers shown on the map for each enumeration district (an area assigned to one enumerator), was used by the computer to check against the block numbers recorded on the FOSDIC schedules by the enumerator. When a block number appeared on the FOSDIC schedule that was not listed on the control tape, the computer assigned the block number reported on the preceding FOSDIC page. The same procedure was followed when the block number was omitted from the FOSDIC schedule. When four or fewer housing units were involved, the computer automatically made the assignment. When more than four units were involved, however, a clerical edit was performed. The clerical edit made

it possible to check these block numbers so that the statistics would be consistent with the maps as drawn.

In the clerical edit, the addresses of the housing units involved were checked with the map, the enumerator's records were examined for comments and explanations, and block numbers were assigned as appropriate. Clerical edit was required also when the control tape contained block numbers which were not reported by the enumerator. If the enumerator reported there were no living quarters in the block, no further action was necessary. Otherwise, corrections were made according to the addresses of the units.

Accuracy of the data.—Block statistics provide the basis for studies which require housing data for small land segments. Blocks are the smallest areas for which housing data from the 1960 Census are provided. Such items as the delineation of living quarters into housing units and the classification of the condition of a unit were determined by the enumerator, and information for one block almost always represents the work of one enumerator. Therefore, users of the data should bear in mind that misinterpretation of the instructions or variation in interpretation of responses may lead to a wider margin of relative error and response variability in data for blocks than may be expected in data for census tracts or other larger areas. The systematic field review early in the enumeration corrected some of the errors arising from enumerator misunderstanding.

For the remaining characteristics, those which the household members reported on the ACR, the potential effect of individual enumerators on the data has been nullified to the extent that self-enumeration provided the response. The self-enumeration form provided uniform explanations and called attention to the response categories in a uniform manner.

Some innovations in 1960 reduced errors in processing and others produced a more consistent quality of editing. The elimination of the card punching operation removed one important source of error. The extensive use of electronic equipment ensured a more uniform and more flexible edit than could have been accomplished manually or by less intricate mechanical equipment. It is believed that the use of electronic equipment in the 1960 Census has improved the quality of the data compared with that of earlier censuses but, at the same time, it has introduced an element of difference in the statistics.

A more comprehensive statement on concepts and on the collection and processing of the 1960 Census data is to be found in the United States Summary, Volume I of the Housing Reports.

PORTION OF ADVANCE CENSUS REPORT, Form 60PH-6

XIV



SECTION D— These questions are about the place where you and the people you listed in Section A live. They refer to your house or the part of the house which you occupy, or to the apartment, flat, or rooms in which you live.

H8. Do you have a kitchen or cooking equipment? (Check one)
 For use of the people in your household only (those you listed in Section A)? Yes No
 Shared with another household or no cooking equipment? Yes No

H9. How many rooms are in your house or apartment? (Count a kitchen as a room but do not count bathroom)
 Number of rooms: 7

H10. Is there hot and cold running water in this house or building? (Check one)
 Hot and cold running water inside the house or building Yes No
 Only cold running water inside Yes No
 Running water on property but not inside building Yes No
 No running water Yes No

H11. Is there a flush toilet in this house or building? (Check one)
 Yes, for the use of this household only Yes No
 Yes, but shared with another household Yes No
 No flush toilet for the use of this household Yes No

H12. Is there a bathtub or shower in this house or building? (Check one)
 Owned or being bought by you or someone else in your household? Yes No
 Rented for cash? Yes No
 Occupied without payment of cash rent? Yes No

HOME OWNERS AND BUYERS PLEASE ANSWER THIS QUESTION

H15. About how much do you think this property would sell for on today's market? (Check one)
 Under \$5,000 \$5,000 to \$7,400 \$7,500 to \$9,900 \$10,000 to \$14,900 \$15,000 to \$17,400 \$17,500 to \$19,900 \$20,000 to \$24,900 \$25,000 to \$34,900 \$35,000 or more

RENTERS PLEASE ANSWER THIS QUESTION

H16. If you pay your rent by the month—
 What is your monthly rent? \$ (nearest dollar) .00
 OR
 If you pay your rent by the week or some other period of time—
 What is your rent and what period does it cover?
 \$ (nearest dollar) .00 per (week, year, etc.)

SECTION E—PLEASE FILL SECTION E

1. Does anyone else live in this building or anywhere else on this property?
 Yes No

2. As far as you know, are there any vacant apartments or vacant rooms for rent in this building or elsewhere on this property?
 Yes No

3. Name of person who filled this form
Alexander J. Vemon

4. Year address (House number, street, city, State)
204 Linnin Ave., Larchdale, Ohio

5. Your telephone No.
Home 2-7296

SECTION F—FOR CENSUS TAKER'S USE ONLY

1. E.D. No. _____

2. Page No. _____

3. Housing data on AGR
 a. Recorded as 1 HU.
 b. Revised.

EXAMPLE

U.S. DEPARTMENT OF COMMERCE
BUREAU OF THE CENSUS



ADVANCE CENSUS REPORT FORM FOR THE 1960 CENSUS OF POPULATION AND HOUSING

Dear Householder:

This Government report form is for you to fill out before the Census Taker calls to make the 1960 Census of Population and Housing. The enclosed example will serve as a guide to help you put down the required answers for each member of your household.

If you will have the form ready for the Census Taker by April 1, you can help speed up the Census and reduce costs. In order to make the results more accurate, you are asked to consult other members of your household, if necessary, to get the dates of birth and other facts. Any visitors who stayed overnight in your home on Thursday, March 31, 1960 should be listed in Section C of the report.

As provided in the Constitution, the Census count will determine the number of seats in Congress to be apportioned to each State. The information which you give will also help Government and business in developing their plans, which may affect all of us.

In one out of every four homes, extra questions will be asked. That home is picked by chance, so that no one knows in advance whether it will be yours or your neighbor's. When the Census Taker comes, he will tell you if your household has been chosen.

The information that you are required to furnish is held confidential by law. Your Census report cannot be used for purposes of taxation, investigation, or regulation.

Sincerely yours,

Robert W. Burgess
 ROBERT W. BURGESS, Director
 Bureau of the Census

DO NOT MAIL—HAVE READY FOR CENSUS TAKER

CONFIDENTIAL—The Census is required by the United States Constitution and further authorized by 13 U.S.C. 5, 9, 141, 221-4. The law requires that the inquiries be answered completely and accurately, and guarantees that the information furnished will be recorded confidential treatment. The Census report cannot be used for purposes of taxation, investigation, or regulation.

Table 1.—CHARACTERISTICS OF HOUSING UNITS, FOR THE CITY: 1960

Subject	Number	Percent	Subject	Number	Percent
All housing units	238,816	100.0	Occupied housing units—Con.		
CONDITION AND PLUMBING			COLOR		
Sound	188,991	79.1	White	203,102	90.4
With all plumbing facilities	171,655	71.9	Nonwhite	21,616	9.6
Lacking some or all facilities	17,336	7.3			
Deteriorating	40,522	17.0	PERSONS PER ROOM		
With all plumbing facilities	28,155	11.8	1.00 or less	206,762	92.0
Lacking some or all facilities	12,367	5.2	1.01 or more	17,956	8.0
With flush toilet	12,289	5.1			
No flush toilet	78	...	AVERAGE NUMBER OF ROOMS		
Dilapidated	9,303	3.9	Owner occupied	6.2	...
			Renter occupied	4.0	...
Occupied housing units	224,718	100.0	VALUE AND RENT		
TENURE			Average value	13,700	...
Owner occupied	61,243	27.3	Average contract rent	63	...
Renter occupied	163,475	72.7			

NOTE.—On the map for Boston approximately 5,440 blocks are identified.

Table 2.—CHARACTERISTICS OF HOUSING UNITS, BY BLOCKS: 1960

["Total population" contains no persons in group quarters unless preceded by asterisk; one asterisk (*) denotes less than 10 percent; two asterisks (**), 10 percent or more]

Blocks within census tracts	Total population	All housing units by condition and plumbing								Occupied housing units								
		Total	Sound			Deteriorating			Dilapidated	Owner occupied			Renter occupied			Occupied by non-white	1.01 or more persons per room	
			Total	With all plumbing facilities	Lacking some or all facilities	Total	With all plumbing facilities	Lacking some or all facilities		Total	Average value (dollars)	Average number of rooms	Total	Average contract rent (dollars)	Average number of rooms			
A-1.....	*7149	2044	1914	1879	35	120	116	4	...	10	761	16500	5.9	1247	62	4.9	5	192
7...	258	63	63	63	20	16500	6.4	43	73	4.4	...	15
8...	89	25	25	25	23	18000	5.8	2	1
9...	8
10...	119	36	36	36	16500	5.9	15	66	5.7	...	2
15...	102	32	31	31	12	11000	5.0	19	54	5.1	...	2
22...	166	57	57	57	22	11500	5.6	32	54	5.5	...	1
23...	292	74	67	62	5	30	13500	5.7	41	52	5.5	...	10
24...	313	84	84	79	5	38	21000	6.2	45	81	5.5	...	5
25...	**170	14	14	14	9	15000	6.6	5	...	4.0
26...	245	73	67	67	...	6	6	29	9000	5.4	43	57	4.7	...	5
28...	*305	95	93	87	6	...	2	37	12000	5.3	56	63	4.5	...	5
29...	183	58	56	56	...	2	2	18	...	5.2	38	50	4.8	...	5
30...	178	50	49	48	...	1	1	16	...	5.6	34	57	5.6	...	2
31...	155	45	43	43	...	1	1	10	...	5.5	35	56	5.5	...	2
32...	25	7	3	3	...	4	4	2	5	59	5.0
33...	185	55	49	49	...	6	6	17	10000	5.1	38	40	4.4	...	6
34...	89	41	26	25	1	15	15	3	34	43	4.3	...	1
35...	170	55	51	51	...	52	51	1	16	...	4.6	37	51	4.8	...	4
36...	92	30	30	27	3	21	19000	5.9	9	83	5.0	...	1
37...	118	39	37	37	...	2	2	24	17500	6.7	15	133	6.2
38...	69	22	20	20	...	2	2	12	...	6.5	10	71	5.1
39...	181	53	48	46	2	...	3	24	18000	6.8	27	65	5.7	...	3
40...	*181	54	53	53	...	1	1	26	17500	6.2	27	62	5.4	...	4
41...	211	62	61	61	...	1	1	31	16500	5.8	30	64	5.4
43...	108	32	32	32	16	...	6.0	16	69	5.6	...	2
44...	97	27	27	27	14	16000	5.7	13	73	4.9	...	2
45...	208	67	67	64	3	24	...	6.1	43	73	4.9	...	2
46...	178	63	58	58	...	5	5	24	...	6.3	39	65	5.1	...	1
47...	35	12	12	12	7	...	6.3	5	100	5.8
48...	75	23	23	23	11	...	5.5	12	63	5.3
49...	61	20	15	15	...	5	5	11	...	6.1	9	73	5.3
50...	38	12	12	12	10	21000	6.9	1
51...	211	66	66	66	34	14000	5.8	32	58	5.7
53...	31	9	9	9	9	20000	7.1
54...	1777	450	441	439	2	9	9	65	20000	6.1	376	61	4.4	5	109
55...	35	12	11	11	6	...	5.8	6	66	5.0
56...	112	38	36	35	3	19	14500	5.6	18	66	5.0	...	1
57...	131	41	41	38	3	23	16500	5.9	17	60	5.4	...	1
58...	99	31	31	31	18	16500	5.7	13	60	5.2
59...	49	15	15	15	8	16500	6.3	7	60	4.7
A-2.....	*4052	1227	1022	991	31	187	170	17	...	18	486	8500	5.7	713	53	5.0	4	88
3...	42	16	16	16	4	11	76	4.5	1	...
4...	15	4
5...	64	19	19	19	7	...	5.0	10	75	4.8	2	2
6...	309	87	90	87	3	1	...	1	35	8000	5.7	54	45	4.6	...	8
7...	464	142	139	136	3	3	3	52	8500	5.3	89	47	4.8	1	14
8...	264	81	81	79	2	38	7500	5.8	39	48	5.2	...	5
17...	160	57	42	36	6	15	12	3	19	8500	5.8	34	46	4.7	...	3
18...	105	35	35	33	2	10	...	5.4	25	46	4.9	...	1
19...	113	34	23	23	...	11	5	6	14	8500	6.0	19	43	4.5	...	4

City Block Characteristics

Table 2.—CHARACTERISTICS OF HOUSING UNITS, BY BLOCKS: 1960—Con.

["Total population" contains no persons in group quarters unless preceded by asterisk: one asterisk (*) denotes less than 10 percent; two asterisks (**), 10 percent or more]

Blocks within census tracts	Total population	All housing units by condition and plumbing								Occupied housing units								
		Total	Sound			Deteriorating			Dilapidated	Owner occupied			Renter occupied			Occupied by non-white	1.01 or more persons per room	
			Total	With all plumbing facilities	Lacking some or all facilities	Total	With all plumbing facilities	Lacking some or all facilities		Total	Average value (dollars)	Average number of rooms	Total	Average contract rent (dollars)	Average number of rooms			
								With flush toilet										No flush toilet
20...	*169	49	38	35	3	11	10	1	...	17	...	5.4	31	45	4.4	...	3	
21...	*98	25	16	16	...	9	9	13	12000	6.8	12	51	5.7	...	4	
22...	139	40	36	32	4	4	3	1	...	14	...	5.2	25	49	4.6	...	5	
23...	277	85	85	80	5	31	7000	5.4	53	86	5.2	...	3	
24...	228	61	61	61	20	9500	5.7	39	55	5.5	...	6	
25...	139	39	37	36	1	1	1	20	8000	6.0	18	54	5.4	...	3	
26...	118	33	30	30	...	1	1	17	8000	5.9	15	54	5.5	...	2	
27...	74	23	6	6	...	12	12	8	...	6.0	15	60	5.3	...	2	
28...	*233	63	42	42	...	21	19	2	...	27	9500	5.9	36	52	4.9	...	5	
29...	192	68	55	55	...	13	13	25	9000	5.2	41	49	5.3	...	2	
30...	13	4	
31...	208	63	48	48	...	15	15	25	8500	6.0	37	42	4.8	...	6	
32...	194	64	38	36	2	23	23	33	7000	5.7	30	48	4.8	...	4	
33...	195	65	31	31	...	34	32	2	...	21	...	5.2	43	55	5.0	...	2	
34...	16	5	1	1	...	3	3	2	3	
35...	95	25	12	12	...	9	8	1	...	4	
36...	128	36	33	33	...	1	1	12	9500	5.5	13	54	5.7	...	2	
					...	1	1	18	8000	6.1	17	54	5.3	...	2	
A-3.....	5122	1571	1238	1146	92	230	202	28	...	103	483	8000	5.5	1028	43	4.8	1	147
3...	70	21	13	13	...	8	7	1	...	9	...	5.7	11	49	5.8	...	1	
4...	332	91	73	68	5	18	16	2	...	36	9500	4.8	55	39	4.7	...	17	
5...	372	107	93	91	2	10	10	37	9000	5.9	67	51	4.9	...	10	
7...	198	61	54	53	1	7	7	21	8000	5.4	40	41	4.9	...	4	
9...	426	135	120	116	4	13	11	2	...	41	...	5.1	87	41	4.4	...	7	
10...	269	89	80	72	8	9	9	36	7500	6.8	50	42	4.5	...	5	
11...	480	141	84	82	2	57	50	7	...	41	8000	5.9	95	40	4.6	1	15	
12...	317	88	80	76	4	8	8	24	6500	5.6	64	39	5.0	...	14	
13...	447	145	107	106	1	16	11	5	...	47	8000	5.7	79	41	4.7	...	16	
14...	239	76	68	55	13	8	8	19	10000	4.7	54	36	4.3	...	8	
15...	177	53	49	45	4	4	2	2	...	13	...	5.3	39	43	5.3	...	1	
16...	395	123	17	14	3	45	43	2	...	61	6500	5.3	84	41	4.8	...	19	
17...	255	79	62	56	6	14	12	2	...	17	...	5.1	59	42	5.0	...	7	
18...	148	46	44	41	3	2	2	12	7000	5.1	33	37	4.7	...	6	
19...	80	23	23	22	1	4	17	50	5.6	...	2	
20...	7	2	
21...	104	44	38	37	1	3	
27...	13	4	3	...	12	...	5.0	28	33	4.5	...	3	
30...	26	9	9	9	
31...	163	51	51	43	8	1	8	45	5.8	
33...	42	10	8	7	1	2	14	...	6.1	37	48	5.2	...	2	
34...	143	42	40	33	7	6	...	5.3	4	1	
35...	200	57	54	46	8	3	1	2	...	21	6500	5.3	21	50	5.7	...	2	
36...	219	74	65	55	10	3	3	17	...	4.9	40	63	5.0	...	5	
									...	18	...	5.4	52	48	5.2	...	2	
A-4.....	4339	1371	1282	1158	124	82	69	13	...	7	406	7500	5.9	905	42	4.7	...	107
1...	309	89	84	74	10	5	5	27	...	5.4	60	41	5.1	...	10	
2...	370	109	103	101	2	6	5	1	...	34	5500	6.3	73	43	5.1	...	6	
3...	91	30	28	19	9	2	1	1	...	7	9000	8.4	19	32	3.9	...	4	
5...	13	2	
6...	101	31	30	28	2	
7...	423	118	117	98	19	1	1	11	...	7.4	20	54	5.3	
8...	220	65	58	56	2	1	...	1	...	37	...	6.2	80	47	5.6	...	7	
9...	493	156	153	139	14	3	3	7	...	5.5	47	44	5.0	...	6	
11...	59	18	18	18	45	7000	6.2	107	45	4.7	...	7	
12...	204	75	72	54	18	3	...	3	...	5	...	5.8	13	56	4.1	...	4	
13...	214	72	39	35	4	33	29	4	...	19	...	6.1	47	45	5.0	...	2	
14...	234	76	61	54	7	15	14	1	...	15	...	5.6	52	42	4.2	...	6	
15...	244	81	72	65	7	15	14	1	...	19	4500	5.4	54	39	4.7	...	5	
16...	356	119	115	105	10	4	28	7500	6.2	52	38	3.9	...	8	
17...	156	45	45	42	3	44	7000	6.3	63	53	4.5	...	12	
18...	406	145	145	135	10	17	8500	5.4	27	37	4.4	...	7	
19...	446	140	140	134	6	43	7000	5.1	95	36	4.3	...	6	
									...	40	6500	5.6	95	39	4.6	...	16	
A-5.....	*5088	1715	1587	1402	185	100	44	53	3	28	439	7500	5.6	1191	42	4.4	2	141
1...	277	97	97	97	30	6500	5.6	61	45	4.5	...	7	
2...	282	102	100	98	2	2	1	1	...	25	...	5.6	73	37	4.2	...	8	
3...	*179	47	43	43	...	4	3	1	...	3	44	37	4.6	...	11	
4...	*183	58	51	44	7	7	6	14	...	6.4	42	39	4.7	...	6	
5...	*256	86	86	77	9	34	9000	6.3	51	42	4.2	...	5	
6...	*334	131	128	97	31	3	...	3	...	42	8000	5.5	85	38	3.7	1	5	
7...	486	189	125	109	16	50	16	33	1	14	34	6500	5.8	180	48	3.7	1	14
8...	*124	46	46	45	1	7	...	6.7	30	37	4.6	...	3	
9...	*257	89	74	51	23	13	3	9	1	2	...	6.4	58	47	4.1	...	8	
10...	324	108	100	87	13	8	5	3	...	30	8500	5.6	72	39	4.5	...	12	
11...	397	127	124	114	10	3	...	3	...	42	8000	6.2	80	55	4.4	...	6	
12...	481	154	147	139	8	7	35	...	5.3	109	47	4.5	...	14	
13...	499	146	146	126	20	29	...	4.8	112	38	4.8	...	17	
14...	425	130	125	119	6	3	42	10000	5.8	86	43	4.9	...	8	
15...	223	82	80	68	12	25	8000	4.8	55	34	4.3	...	5	
16...	361	123	115	88	27	26	...	4.6	93	40	4.5	...	12	
A-6.....	*2996	1004	929	736	193	72	38	34	...	3	250	6000	5.0	708	35	4.3	...	88
1...	*411	133	126	101	25	7	5	2	...	44	6000	5.3	87	38	4.3	...	12	
2...	148	65	63	26	37	2	2	27	5500	5.2	32	27	3.8	...	3	
3...	344	113	109	90	19	4	2	2	...	28	81	38	4.6	...	7	
4...	187	78	39	34	5	39	19	20	...	15	...	5.0	58	30	4.1	...	3	

City Block Characteristics

Table 2.—CHARACTERISTICS OF HOUSING UNITS, BY BLOCKS: 1960—Con.

["Total population" contains no persons in group quarters unless preceded by asterisk; one asterisk (*) denotes less than 10 percent; two asterisks (**), 10 percent or more]

Blocks within census tracts	Total population	All housing units by condition and plumbing										Occupied housing units							
		Total	Sound			Deteriorating			Dilapidated	Owner occupied			Renter occupied			Occupied by non-white	1.01 or more persons per room		
			Total	With all plumbing facilities	Lacking some or all facilities	Total	With all plumbing facilities	Lacking some or all facilities		Total	Average value (dollars)	Average number of rooms	Total	Average contract rent (dollars)	Average number of rooms				
B-6.....	**1812	20	19	18	1	1	1	20	38	6.0	...	1	
1....	**631	10	9	9	...	1	1	10	38	7.1	
11....	**1052	2	
13....	**129	8	8	7	1	8	...	3.8	...	1	
C-1.....	**1907	552	552	552	1	547	55	4.0	1	86	
3....	972	342	342	342	1	340	53	3.8	1	50	
4....	*640	195	195	195	192	54	4.0	1	36	
5....	**295	15	15	15	15	135	9.3	
C-2.....	2518	780	627	558	69	130	97	32	1	23	132	7000	6.7	605	49	4.2	5	118	
1....	89	30	27	18	9	3	2	10	...	5.3	16	44	3.8	...	4	
2....	90	26	23	18	5	3	4	6000	7.8	11	68	2.5	...	3	
3....	46	33	33	10	23	2	29	64	1.9	...	4	
4....	128	33	31	27	4	1	1	13	5500	7.2	20	43	4.6	...	4	
5....	112	35	31	25	6	4	4	28	42	4.5	1	5	
6....	12	6	6	4	2	1	4	
7....	11	2	
8....	71	24	16	16	...	8	6	11	6500	7.7	12	41	4.9	...	2	
10....	432	150	119	104	15	31	27	4	51	7000	7.1	90	49	4.1	...	10	
14....	32	11	1	1	...	9	3	6	1	10	30	5.5	
16....	7	1	
20....	31	13	13	9	4	
21....	1158	320	320	319	1	9	8500	4.2	304	53	4.2	2	69	
24....	162	40	36	29	7	4	32	37	5.2	1	5	
26....	105	38	4	4	...	19	13	6	15	25	33	4.2	...	3	
28....	32	18	1	1	...	15	13	2	2	9	34	3.2	1	2	
C-3.....	*4187	1288	967	879	88	272	223	49	...	49	354	6000	7.0	866	47	4.3	5	135	
1....	284	95	50	45	5	45	39	6	42	4500	6.8	38	39	4.1	...	12	
2....	151	46	12	11	1	14	12	2	16	5500	7.1	26	35	4.9	...	4	
5....	76	25	21	14	7	4	1	3	7	17	38	4.5	...	2	
6....	117	32	30	28	2	2	...	2	13	7000	6.2	19	41	4.4	...	7	
7....	170	55	11	11	...	34	27	7	10	4500	6.6	33	74	4.9	...	6	
8....	301	101	44	41	3	51	38	13	6	61	35	4.2	1	8	
9....	137	47	20	20	...	20	17	3	7	20	38	4.6	...	5	
10....	87	31	27	25	2	3	1	1	4500	7.7	19	39	4.7	...	3	
11....	185	56	55	44	11	1	19	36	40	4.8	
12....	*292	79	72	63	9	7	5	2	32	7000	7.3	46	44	4.0	...	10	
13....	209	66	66	65	1	11	11500	7.9	53	46	4.7	2	2	
14....	*183	54	19	18	1	35	32	3	31	7000	7.5	20	53	4.4	...	1	
15....	186	59	47	39	8	9	7	2	3	6000	6.7	29	41	4.6	1	3	
16....	111	37	36	32	4	1	17	42	4.5	
20....	153	49	40	24	16	9	6	8.5	43	4.1	...	5	
22....	164	46	41	36	5	4	1	3	1	4500	7.6	30	43	4.7	...	7	
23....	40	14	11	11	...	3	2	1	5	8	39	5.5	
24....	82	33	33	23	10	3	27	51	4.1	1	
24....	80	26	26	26	8	17	39	4.8	...	1
26....	1005	291	282	281	1	9	9	288	51	4.1	...	54	
27....	**174	46	24	22	2	22	21	1	27	7000	7.4	19	92	4.5	...	4	
D-1.....	983	313	74	65	9	160	117	42	1	79	109	5000	6.8	185	29	4.6	...	34	
5....	8	6	2	2	...	4	2	2	1	5	25	3.4	
6....	1	
7....	11	2	
20....	5	1	
22....	60	14	8	8	...	6	6	14	30	5.7	...	4	
25....	142	43	3	2	1	27	25	2	13	3500	7.6	34	28	4.7	...	6	
26....	101	37	29	20	9	8	3500	5.0	23	32	5.1	...	1	
27....	41	21	1	...	1	20	13	22	3.7	...	2	
28....	148	44	25	23	2	12	12	7	4500	6.9	10	30	3.7	...	4	
29....	162	60	19	18	1	28	17	11	13	29	6000	7.5	25	29	4.2	...	4
30....	300	84	13	9	4	53	35	17	18	21	5000	6.5	58	30	4.6	...	13
D-2.....	771	262	75	67	8	168	151	17	...	19	97	5500	7.6	123	38	4.1	1	25	
2....	57	18	2	2	...	13	13	3	1	...	12	36	4.4	...	5	
3....	107	24	9	9	...	15	15	13	7500	7.4	11	50	5.0	...	3	
4....	...	4	
6....	5	2	
7....	170	62	22	22	...	37	35	2	3	6500	7.3	26	44	4.2	1	5	
9....	26	8	1	1	...	5	4	1	2	4500	6.7	1	
10....	107	40	6	6	...	34	28	6	14	5500	7.5	20	34	4.3	...	2	
11....	4	1	
13....	85	38	14	12	2	18	12	6	6	4500	7.2	19	34	3.7	...	4	
17....	172	55	15	9	6	39	39	1	5000	9.2	32	35	3.8	...	4	
18....	38	10	6	6	...	4	4	8	2	
D-3.....	*2116	626	583	501	82	36	26	9	1	7	254	4500	6.7	339	39	4.6	...	67	
1....	134	48	32	29	3	9	8	1	7	4500	6.8	31	33	4.3	...	5	
2....	*527	152	132	111	21	20	16	4	14	4500	7.2	87	38	4.5	...	20	
4....	166	49	49	43	6	19	4500	7.3	28	37	5.2	...	3	
5....	171	49	47	39	8	2	2	22	3500	6.1	25	40	4.9	...	6	
6....	141	43	40	36	4	3	...	3	17	5500	7.4	21	40	4.5	...	3	
7....	92	30	30	23	7	11	4500	6.8	17	36	4.9	...	1	

Table 2.—CHARACTERISTICS OF HOUSING UNITS, BY BLOCKS: 1960—Con.

["Total population" contains no persons in group quarters unless preceded by asterisk; one asterisk (*) denotes less than 10 percent; two asterisks (**), 10 percent or more]

Blocks within census tracts	Total population	All housing units by condition and plumbing									Occupied housing units							
		Total	Sound			Deteriorating			Dilapidated	Owner occupied			Renter occupied			Occupied by non-white	1.01 or more persons per room	
			Total	With all plumbing facilities	Lacking some or all facilities	Total	With all plumbing facilities	Lacking some or all facilities		Total	Average value (dollars)	Average number of rooms	Total	Average contract rent (dollars)	Average number of rooms			
8...	**100	26	26	19	7	15	4000	6.6	10	37	4.5	...	1
9...	6	2
10...	162	50	50	46	4	17	7500	6.5	29	41	4.7	...	3
11...	424	126	124	113	11	2	1	1	55	5500	6.1	67	44	4.8	...	17
12...	193	51	51	42	9	27	4000	6.8	23	34	4.3	...	8
D-4.....	2449	762	586	507	79	160	100	60	...	16	305	4500	6.7	390	37	4.5	3	76
1...	83	36	28	25	3	8	4	4	19	4500	7.4	9	38	4.7	...	1
2...	73	19	14	12	2	5	2	3	10	5000	7.8	9	31	5.4	1	1
6...	76	30	4	4	...	26	11	15	2	20	27	5.0	...	3
7...	54	20	19	15	4	1	1	4	12	44	4.8
8...	203	52	52	46	6	30	22	45	4.2	...	6
10...	214	69	59	47	12	10	7	3	26	4000	6.7	42	36	4.3	...	8
11...	207	63	54	50	4	9	9	31	4500	5.8	27	39	4.3	1	8
12...	102	33	33	29	4	4	27	40	4.8	...	2
14...	203	55	38	38	...	14	13	1	...	3	10	4500	5.7	44	37	4.5	...	10
15...	129	42	33	30	3	9	1	8	16	4000	6.9	19	36	3.8	1	6
16...	127	33	26	23	3	7	3	4	20	5000	6.8	12	31	4.5	...	3
17...	258	85	50	41	9	32	21	11	...	3	39	5500	7.0	39	35	4.3	...	4
18...	48	11	11	8	3	5	...	8.2	6	38	5.0	...	2
19...	177	59	44	34	10	12	11	1	...	3	28	4000	6.6	27	31	4.5	...	3
20...	269	82	73	61	12	9	5	4	38	4000	6.2	40	36	4.9	...	10
21...	38	10	10	10	9	5000	8.7	1
22...	83	19	13	13	...	6	6	3	15	36	5.6	...	4
23...	105	44	25	21	4	12	6	6	...	7	11	5500	5.9	19	59	3.4	...	5
E-1.....	*2833	914	433	361	72	401	298	101	2	80	202	5000	6.9	618	39	4.6	8	91
1...	175	56	14	14	...	38	26	12	19	3500	6.8	30	27	5.1	...	4
2...	74	32	15	12	3	12	5	6	1	5	8	...	8.6	12	31	4.8	...	1
3...	21	9	6	6	...	3	2	1	3	3	1
4...	54	14	7	7	...	6	6	1	7	5500	8.6	7	44	4.9	...	1
5...	25	12	5	4	1	2	7	30	4.1
6...	150	56	12	12	...	30	26	4	...	14	9	5000	6.4	43	45	4.4	...	4
7...	3	2
8...	**47	10	10	7	3	2	7	33	4.4	...	1
9...	62	14	10	8	2	4	1	3	6	4500	8.0	7	32	5.1	...	3
10...	275	103	48	46	2	34	19	15	...	21	28	5500	6.8	59	43	4.8	1	9
11...	162	64	40	19	21	20	16	4	...	4	6	...	6.3	55	30	3.7	1	4
12...	11	6	6	6	2	4
13...	127	41	27	24	3	11	9	2	...	3	2	31	33	5.2	1	9
14...	63	18	9	9	...	9	7	2	5	...	8.2	13	35	3.8	1	2
15...	**104	24	22	21	1	2	2	5	...	7.6	17	38	4.8	...	1
16...	8	7	7	6	17	3.7	1	...
17...	**2
18...	42	14	14	11	3	4	10	32	4.6
20...	98	42	3	3	...	31	12	19	4	31	34	4.3	...	2
21...	114	34	1	1	...	33	17	16	3	28	35	4.9	...	3
22...	10	7	7	7	3	3
23...	99	24	24	21	3	13	6500	8.4	9	48	3.4	...	4
26...	119	39	39	26	13	5	...	6.8	33	38	4.5	...	5
27...	183	59	58	50	8	1	1	13	...	7.0	38	41	5.1	...	3
28...	216	60	54	44	10	6	6	15	5500	7.5	45	32	4.8	1	8
29...	156	51	2	2	...	44	38	6	...	5	6	...	5.2	40	41	4.8	...	4
30...	21	6	6	6	6	35	4.7	...	1
31...	48	12	12	9	3	1	9	62	5.1	...	5
32...	**18	5	5	4	1	4
33...	23	11	1	1	...	9	8	1	...	1	2	8	45	4.8	...	1
34...	*272	69	3	3	...	66	60	5	1	...	22	6000	6.3	45	43	4.7	2	14
35...	51	13	1	1	...	12	12	7	6500	7.4	6	51	5.3	...	1
E-2.....	*2383	943	657	406	251	285	155	130	...	1	218	7000	7.2	633	42	3.4	5	84
2...	*272	99	40	25	15	59	26	33	28	7500	7.3	67	38	3.5	...	8
3...	268	92	67	58	9	24	5	19	...	1	42	7500	7.2	45	53	3.6	...	6
4...	46	25	8	17	13	4	2	21	35	3.7	...	1
5...	...	1
6...	89	44	36	20	16	3	5	...	7.4	31	35	2.7	...	4
7...	48	19	19	15	4	6	6000	7.8	13	50	4.5	...	2
8...	*183	131	105	27	78	26	23	3	10	...	5.6	82	40	2.3	...	9
9...	62	37	37	16	21	6	...	7.0	28	34	2.1	...	1
10...	8	6	3	3	...	3	...	3	3	1
11...	18	5	5	3	2	1	3	1
12...	24	17	2	2	...	15	6	9	2	11	26	3.2	1	...
13...	252	76	57	53	4	19	12	7	24	7000	7.7	50	57	4.9	...	7
14...	*365	99	65	63	2	34	18	16	36	10500	7.3	58	44	4.0	...	14
15...	236	73	50	46	4	23	12	11	24	6500	7.2	48	46	4.3	...	9
17...	117	28	8	8	...	20	18	2	6	...	7.2	20	53	5.5	...	6
18...	35	14	14	5	9	2	10	28	3.9	...	2
20...	16	6	2	2	...	4	4	3	2	1
26...	122	97	89	8	81	8	5	3	3	92	42	1.5	3	6
30...	3	3
31...	35	12	12	11	1	10	34	4.0	1	3
32...	34	15	15	7	8	6	...	5.8	9	36	4.0
33...	124	35	32	26	6	3	...	3	9	4500	8.0	23	36	4.6	...	3
37...	26	9	7	5	2	2	2	7	31	5.3	...	1

Table 2.—CHARACTERISTICS OF HOUSING UNITS, BY BLOCKS: 1960—Con.

["Total population" contains no persons in group quarters unless preceded by asterisk; one asterisk (*) denotes less than 10 percent; two asterisks (**), 10 percent or more]

Blocks within census tracts	Total population	All housing units by condition and plumbing									Occupied housing units							
		Total	Sound			Deteriorating			Dilapidated	Owner occupied			Renter occupied			Occu- pied by non-white	1.01 or more persons per room	
			Total	With all plumbing facilities	Lacking some or all facilities	Total	With all plumbing facilities	Lacking some or all facilities		Total	Average value (dollars)	Average number of rooms	Total	Average contract (dollars)	Average number of rooms			
F-1.....	*2673	960	782	177	605	167	26	140	1	11	77	...	4.6	793	33	3.9	...	129
3....	**88
5....	566	199	119	31	88	70	8	61	1	10	14	...	5.1	162	33	4.0	...	26
6....	*166	65	59	4	55	5	1	4	...	1	6	...	4.3	55	28	3.5	...	9
7....	99	33	32	13	19	1	...	1	3	30	34	3.8	...	6
8....	*389	135	135	52	83	22	...	4.4	105	35	3.7	...	13
9....	73	31	31	5	26	2	25	37	3.7	...	4
10....	382	136	136	17	119	18	...	4.4	102	33	4.1	...	17
12....	50	25	25	7	18	20	26	3.2	...	5
13....	40	10	8	2	6	2	...	2	10	35	4.3	...	3
15....	108	45	41	9	32	4	...	4	3	42	30	2.7	...	8
18....	252	96	95	5	90	1	...	1	5	...	5.4	86	31	3.8	...	12
19....	490	185	101	32	69	84	17	67	4	156	36	4.2	...	26
F-2.....	3423	1232	650	218	432	474	77	397	...	108	135	11500	5.0	1004	33	3.9	1	158
1....	74	32	26	4	22	6	...	6	3	21	38	3.9	...	4
2....	59	27	17	11	6	10	5	5	7	...	4.4	18	30	3.4	...	2
3....	142	44	22	12	10	22	8	14	12	...	5.4	32	39	4.0	...	6
4....	31	10	4	4	6	2	7	40	4.3	...	1
5....	249	79	74	20	54	4	4	4	...	1	13	14500	4.8	62	38	4.4	...	9
6....	351	116	112	25	87	4	...	4	11	...	5.1	100	37	4.0	...	19
7....	190	72	71	15	56	1	...	1	6	...	4.5	59	35	3.9	...	6
8....	71	23	23	3	20	3	19	32	4.1	...	7
9....	334	129	50	20	30	51	8	43	...	28	11	...	5.4	103	29	3.8	1	17
10....	315	103	22	13	9	49	5	44	...	32	13	...	4.6	83	29	3.8	...	21
11....	691	261	102	49	53	144	33	111	...	15	30	...	5.1	224	32	3.7	...	24
12....	276	96	48	15	33	45	9	36	...	3	10	...	5.1	83	34	4.0	...	10
14....	320	118	25	10	15	84	4	80	...	9	11	...	5.2	89	30	4.0	...	12
15....	320	122	54	17	37	54	1	53	...	14	3	104	32	3.9	...	20
F-3.....	*257	150	90	73	17	20	18	2	...	40	4	128	61	2.6	8	7
1....	44	41	1	...	1	...	40	41	34	1.2	8	...
30....	*41
33....	8	5	5	5	5	102	4.0
67....	103	29	28	12	16	1	...	1	2	25	35	4.6	...	2
68....	10	3
74....	20	21	21	11	115	2.2	...	2
75....	32	23	5	5	...	18	18	22	63	3.1	...	2
76....	39	28	28	27	1	1	22	102	2.4	...	1
F-4.....	*3595	1361	973	353	620	332	105	227	...	56	141	6000	4.4	1110	36	3.8	...	155
1....	532	183	183	21	162	22	...	4.8	149	32	3.8	...	31
2....	*297	124	111	10	101	13	...	13	21	...	4.3	88	29	3.6	...	13
3....	38	15	15	9	6	3	12	63	4.2	...	2
4....	64	28	28	1	27	4	24	29	3.4	...	2
5....	310	121	75	41	34	28	...	28	...	18	12	...	4.3	93	31	4.0	...	13
6....	*312	105	96	29	67	8	...	8	...	1	15	...	4.3	87	33	4.0	...	10
7....	491	199	90	53	37	108	54	54	...	8	6	6000	4.4	170	42	3.9	...	16
8....	333	122	106	71	35	14	7	7	...	2	6	...	4.2	111	43	4.0	...	11
18....	95	43	34	29	5	9	...	9	4	37	54	3.8	...	1
19....	*275	97	93	45	48	4	...	4	9	...	4.4	79	39	3.6	...	14
20....	151	66	62	9	53	4	4	7	...	3.4	56	35	3.6	...	4
21....	245	108	57	20	37	51	20	31	13	...	4.5	85	34	3.2	...	13
22....	75	24	13	8	5	11	1	10	5	...	4.8	19	31	4.3	...	5
23....	62	22	3	3	...	15	4	11	4	16	38	4.4	...	3
24....	199	75	3	...	3	45	8	37	...	27	5	...	4.8	61	29	3.6	...	12
25....	116	29	4	4	...	22	7	15	...	3	6	...	4.8	23	41	5.3	...	5
F-5.....	*2150	748	402	178	224	314	67	247	...	32	91	10000	4.5	621	34	3.9	...	85
1....	358	119	100	35	65	15	2	13	...	4	22	...	4.6	95	32	3.9	...	12
3....	*19
9....	23	11	5	5	...	6	6	1	10	40	3.2	...	2
10....	80	35	6	6	...	29	3	26	2	28	32	3.8	...	3
11....	99	35	10	9	1	22	...	22	...	3	4	31	39	4.2	...	2
12....	182	59	55	14	41	4	...	4	5	...	4.0	51	35	4.2	...	9
13....	98	34	3	3	...	27	9	18	...	4	5	...	4.6	27	28	4.2	...	4
14....	42	14	1	1	...	12	4	8	...	1	2	12	28	4.3	...	1
15....	106	45	6	5	1	32	11	21	...	7	6	...	4.2	31	37	3.9	...	5
16....	508	169	141	40	101	27	...	27	...	1	17	...	4.5	149	33	3.8	...	24
17....	609	215	63	48	15	140	32	108	...	12	24	...	4.7	178	35	4.0	...	23
18....	26	12	12	12	3	9	42	3.3
F-6.....	*1276	1207	509	192	317	662	98	564	...	36	22	39000	3.1	1058	56	1.3	8	30
1....	62	97	97	17	80	59	49	1.0	...	3
2....	306	301	88	11	77	213	5	208	6	...	4.0	262	38	1.2	1	12
3....	95	99	75	13	62	24	2	22	4	73	38	1.2	...	4
4....	55	36	29	28	1	7	7	30	104	3.6
5....	*365	315	119	109	10	160	...	160	...	36	9	42000	2.9	295	78	1.3	7	4
6....	58	43	39	25	14	4	4	2	41	58	1.9	...	1
7....	75	62	4	4	...	58	58	59	58	2.0
8....	259	253	155	2	153	98	5	93	1	238	47	1.1	...	6
9....	1	1
G-1.....	700	448	126	120	6	187	142	45	...	135	29	9500	3.7	382	61	1.9	189	48
6....	118	105	37	35	2	68	68	2	103	105	1.1	2	10

Table 2.—CHARACTERISTICS OF HOUSING UNITS, BY BLOCKS: 1960—Con.

["Total population" contains no persons in group quarters unless preceded by asterisk; one asterisk (*) denotes less than 10 percent; two asterisks (**), 10 percent or more]

Blocks within census tracts	Total population	All housing units by condition and plumbing									Occupied housing units								
		Total	Sound			Deteriorating			Dilapidated	Owner occupied			Renter occupied			Occupied by non-white	1.01 or more persons per room		
			Total	With all plumbing facilities	Lacking some or all facilities	Total	With all plumbing facilities	Lacking some or all facilities		Total	Average value (dollars)	Average number of rooms	Total	Average contract rent (dollars)	Average number of rooms				
8...	2	2
16...	12	10	10	10	10	...	1.8
34...	29	30	27	19	8	...	3	28	58	1.0	...	1	...
35...	52	29	3	2	2	...	26	1	27	23	2.7	28	2	...
36...	88	63	27	6	25	...	36	2	57	21	1.9	59	7	...
53...	21	15	3	1	2	14	14	5	...	6	2	12	19	2.2	14	1	...
54...	83	39	14	21	4	...	25	5	5.2	...	18	35	4.1	22	6	...
55...	129	53	25	21	4	...	28	8	4.5	...	35	39	3.6	41	8	...
56...	91	32	5	5	...	17	16	1	...	10	6	3.0	...	23	38	3.3	22	9	...
71...	75	70	69	69	1	3	67	80	1.0	1	4	...
G-2....	**2515	1025	185	139	46	585	279	304	2	255	78	7500	5.2	846	39	2.7	457	118	...
1...	9	16	16	16	6	112	1.5	...	2	...
5...	82	61	6	5	1	20	...	20	...	35	58	45	2.4	3	2	...
6...	26	20	20	7	13	3	15	33	1.7	8	1	...
7...	214	166	49	9	40	...	117	8	...	5.4	142	31	1.8	49	6	...
9...	93	73	1	1	...	44	19	25	...	28	4	66	26	1.5	4	2	...
10...	88	35	3	3	...	27	26	1	...	5	5	4000	4.0	29	33	3.9	1	5	...
12...	208	65	1	1	...	63	63	9	...	1	1	64	54	4.4	42	11	...
13...	85	19	17	9	8	...	2	3	16	46	4.2	16	9	...
14...	**294	64	24	10	14	33	15	18	...	7	8	...	5.5	43	31	2.5	25	9	...
15...	119	48	23	15	8	25	13	12	4	42	49	2.7	21	8	...
16...	*81	34	26	23	3	8	6	2	1	28	78	3.0	8	2	...
17...	**53	7	4	4	...	3	2	1	2	5	...	3.4	1	1	...
18...	40	31	2	2	...	29	7	22	4	20	27	1.6	8	2	...
19...	**22	3	1	...
20...	**50	17	17	16	1	17	76	2.4
23...	**47	23	1	1	...	16	1	15	...	6	23	30	1.4	23	3	...
27...	**21	7	3	3	...	1	...	1	...	3	7	35	2.3	7
28...	**20	5	...
29...	**247	30	2	2	...	26	13	13	...	2	29	44	2.6	29
30...	125	44	8	8	...	27	21	6	...	9	3	33	38	5.3	22	7	...
33...	145	52	11	11	...	37	25	12	...	4	12	...	5.1	35	52	3.1	38	11	...
34...	218	100	12	10	2	71	31	38	...	2	17	13	...	72	31	3.1	71	17	...
35...	84	39	21	6	15	15	8	7	...	3	5	...	5.0	35	27	2.4	35	3	...
36...	**104	54	4	2	2	41	1	40	...	9	1	45	21	2.4	46	8	...
38...	40	17	10	3	7	...	17	2	15	42	4.3	2	1	...
G-3....	*280	229	97	55	42	30	26	4	...	102	8	...	6.6	161	60	2.3	17	11	...
1...	6	6	6	6	6	90	1.0	...	2	...
3...	**49	53	10	8	2	9	9	34	3	18	64	3.3	2
4...	190	141	66	27	39	21	17	4	...	54	4	113	57	2.0	14	8	...
6...	29	23	9	8	1	14	1	18	56	3.4	1	1	...
7...	6	6	6	6	6	71	1.3
G-4....	*333	162	61	47	14	71	44	27	...	30	14	7000	6.2	140	43	3.2	44	8	...
1...	22	13	12	3	9	1	1	4	9	30	1.1	1
2...	29	11	5	4	1	3	3	3	11	34	4.1	9	1	...
3...	**91	39	11	7	4	28	12	16	4	34	43	2.3	10	2	...
4...	85	46	14	14	...	15	13	2	...	17	41	36	3.5	12	2	...
5...	106	53	19	19	...	24	15	9	...	10	6	...	5.3	45	55	3.7	12	3	...
H-1....	492	220	170	162	8	46	43	2	1	4	2	207	54	3.8	1	15	...
11...	15	3
12...	51	21	6	6	...	15	14	1	21	58	3.7	...	2	...
13...	106	31	27	26	1	4	4	30	41	4.4	...	5	...
14...	87	49	38	36	2	11	9	2	45	54	3.7	...	2	...
15...	72	37	35	35	...	2	2	35	60	3.5	1	3	...
16...	65	28	14	14	...	10	10	4	27	42	4.3	...	1	...
17...	74	42	38	33	5	4	4	1	38	64	3.3	...	2	...
18...	10	4
20...	2	1
23...	10	4
H-2....	25	12	10	10	...	1	1	1	12	121	2.8	...	1	...
5...	2	1
12...	3	1
20...	20	10	10	10	10	144	2.5	...	1	...
H-3....	**657	47	47	37	10	3	43	54	3.7	1	2	...
4...	**263	17	17	17	2	15	75	4.5
5...	33	11	11	11	1	9	36	4.8	...	1	...
19...	**361	19	19	9	10	19	48	2.6	1	1	...
H-4....	*3340	2170	1670	585	1085	439	141	298	...	61	90	18000	5.0	1925	46	2.1	15	133	...
1...	542	410	410	158	252	12	...	5.9	374	52	1.9	6	21	...
2...	160	127	126	56	70	1	1	7	28000	6.7	112	68	1.6	4	9	...
3...	23	14	14	14	1	12	187	3.8
4...	*229	199	131	50	81	68	3	65	7	...	4.3	150	54	1.6	...	12	...
5...	**220	131	102	48	54	29	9	20	5	...	5.2	112	49	2.3	...	4	...
6...	*660	581	444	67	377	105	6	99	...	32	20	16500	4.9	528	44	1.2	3	35	...
11...	10	4
12...	114	55	30	18	12	25	21	4	5	...	3.8	47	28	3.9	...	4	...
15...	30	16	12	6	6	4	3	1	15	40	2.9	1

City Block Characteristics

Table 2.—CHARACTERISTICS OF HOUSING UNITS, BY BLOCKS: 1960—Con.

["Total population" contains no persons in group quarters unless preceded by asterisk; one asterisk (*) denotes less than 10 percent; two asterisks (**), 10 percent or more]

Blocks within census tracts	Total population	All housing units by condition and plumbing									Occupied housing units								
		Sound			Deteriorating			Dilapidated	Owner occupied			Renter occupied			Occupied by non-white	1.01 or more persons per room			
		Total	With all plumbing facilities	Lacking some or all facilities	Total	With all plumbing facilities	Lacking some or all facilities		Total	Average value (dollars)	Average number of rooms	Total	Average contract rent (dollars)	Average number of rooms					
							With flush toilet										No flush toilet		
17...	123	45	2	1	1	40	9	31	...	3	45	33	4.0	...	5		
18...	127	85	45	10	35	31	11	20	...	9	6	...	6.3	73	37	1.8	1	5	
19...	377	125	8	8	...	100	61	39	...	17	5	...	3.8	114	33	4.4	...	16	
20...	247	165	165	59	106	7	...	3.0	152	37	2.1	...	6	
21...	268	72	57	33	24	15	2	13	8	...	4.9	59	31	3.8	...	6	
22...	84	42	42	16	26	3	36	31	3.8	...	2	
23...	148	55	52	34	18	3	1	2	4	50	33	3.9	...	6	
26...	4	4	
27...	22	22	22	3	19	22	48	1.2	
37...	10	3	
39...	42	15	4	4	...	11	11	13	35	5.2	...	1	
I-1.....	*1934	1022	85	39	46	503	368	135	...	434	46	6500	6.0	736	34	3.7	143	88	
2...	88	47	3	3	44	2	27	39	4.4	13	4	
3...	61	24	11	4	7	...	13	1	23	49	4.7	1	1	
4...	137	86	57	42	15	...	29	2	53	36	4.3	15	6	
5...	205	123	120	71	49	...	3	9	...	5.7	92	33	2.5	18	12	
6...	136	45	44	42	2	...	1	2	42	38	4.8	11	8	
7...	18	16	16	7	26	3.4	5	1	
8...	36	22	4	...	4	...	18	2	7	29	4.6	...	4	
9...	172	95	4	4	91	6	...	5.7	65	31	4.0	17	7	
10...	100	53	13	7	6	...	40	41	26	3.9	...	5	
11...	136	74	3	3	...	69	46	23	...	2	8	...	7.3	52	31	3.7	13	4	
12...	16	8	8	7	1	7	41	4.1	
13...	135	53	53	49	4	1	40	39	4.2	7	10	
14...	99	84	1	...	1	...	83	4	59	25	2.8	1	2	
15...	83	51	51	3	30	34	4.3	10	...	
16...	147	41	4	4	37	1	38	42	4.7	11	10	
17...	**74	30	4	4	...	24	23	1	...	2	24	42	4.3	6	3	
18...	94	75	1	1	...	71	58	13	...	3	1	50	32	3.3	1	4	
20...	**88	1	16	7	9	14	10	4	...	1	2	24	28	3.5	...	1	
22...	109	64	57	20	37	7	2	5	2	55	33	3.4	14	6	
I-2.....	*329	146	91	72	19	50	38	12	...	5	7	...	5.0	125	34	4.2	47	12	
1...	92	40	18	15	3	19	17	2	...	3	2	33	32	4.8	16	3	
3...	**55	22	16	15	1	6	1	5	19	33	5.0	6	...	
4...	86	31	31	25	6	5	...	4.6	26	36	4.4	7	4	
5...	8	8	2	...	2	5	3	2	...	1	5	27	3.4	2	...	
20...	88	45	24	17	7	20	17	3	...	1	42	36	3.4	16	5	
I-3.....	*4974	3407	1954	579	1375	991	312	679	...	462	286	5500	5.3	2488	34	1.9	264	206	
1...	**71	67	24	17	7	35	7	28	...	8	1	29	28	2.2	7	3	
2...	*427	333	129	38	91	...	204	23	...	4.5	281	30	1.4	42	17	
3...	469	341	257	67	190	...	84	31	4500	5.3	289	28	1.4	15	10	
4...	111	101	16	15	1	...	85	6	...	4.0	67	36	1.6	15	9	
5...	*170	101	42	19	23	59	31	28	12	...	4.5	61	29	2.9	18	6	
6...	56	30	14	11	3	16	2	14	1	21	36	2.2	6	5	
7...	53	30	13	9	4	17	11	6	2	20	37	4.0	7	2	
8...	63	33	17	13	4	16	4	12	4	20	38	2.8	5	3	
9...	288	152	128	76	52	24	16	8	16	...	4.9	101	34	3.0	14	12	
10...	*115	31	21	20	1	10	9	1	11	5500	8.2	18	42	3.9	3	4	
11...	**159	48	40	27	13	8	5	3	13	8000	8.0	33	43	2.6	1	7	
12...	*350	237	144	41	103	92	8	84	...	1	27	...	5.1	167	34	1.8	3	18	
13...	**285	95	51	36	15	44	20	24	13	5000	6.8	71	53	2.7	9	13	
14...	*665	548	433	64	369	115	19	96	27	...	4.4	425	33	1.5	16	20	
16...	134	93	62	18	44	23	13	10	...	8	6	...	4.5	62	33	2.5	4	3	
17...	181	204	86	46	40	60	27	33	...	58	13	5500	5.2	91	40	2.0	2	9	
18...	*569	423	388	96	292	21	3	18	...	14	46	5500	5.3	324	36	1.5	9	19	
19...	90	72	64	15	49	8	...	8	2	61	41	1.7	...	6	
20...	230	180	180	20	160	9	...	4.1	147	33	1.4	4	16	
21...	14	11	11	...	11	11	23	3.2	
22...	126	60	59	20	39	1	1	3	53	34	2.9	16	7	
23...	87	58	37	8	29	21	...	21	5	...	6.6	29	34	2.8	14	5	
24...	56	28	26	6	20	2	1	1	7	3500	7.3	16	36	2.5	7	2	
25...	**81	42	37	12	25	5	5	4	32	30	3.4	7	2	
26...	6	3	
27...	118	86	74	4	70	12	10	2	3	57	43	2.1	39	8	
I-4.....	*2928	1133	784	613	171	157	76	80	...	1	192	41	9000	4.9	862	42	3.8	293	151
3...	46	33	21	11	10	12	1	11	1	29	28	2.1	8	2	
4...	57	29	29	20	9	7	...	4.7	19	33	2.5	10	1	
7...	**140	65	8	8	...	28	28	29	6	...	5.3	43	39	4.2	8	4	
8...	125	97	14	3	11	34	9	25	...	49	7	...	3.7	68	40	2.1	8	7	
9...	186	58	44	41	3	14	12	2	6	...	4.7	49	36	4.5	1	11	
11...	**32	
12...	**17	
13...	**317	117	107	8	99	10	1	68	31	4.2	4	4	
16...	24	9	3	6	1	6	24	4.3	...	1	
20...	6	65	7	1	6	15	...	15	...	43	5	18	2.2	
21...	38	48	17	5	12	25	...	24	...	1	6	27	25	3.2	
22...	23	25	15	1	14	10	2	9	21	3.7	
32...	148	81	9	9	...	27	24	3	...	45	5	4500	7.6	52	45	3.4	17	7	
35...	705	189	189	188	1	2	186	48	4.2	91	41	
37...	132	26	26	26	23	56	5.0	17	12	
39...	932	291	289	289	...	2	2	3	278	48	3.9	129	61	

Table 2.—CHARACTERISTICS OF HOUSING UNITS, BY BLOCKS: 1960—Con.

["Total population" contains no persons in group quarters unless preceded by asterisk; one asterisk (*) denotes less than 10 percent; two asterisks (**), 10 percent or more]

Blocks within census tracts	Total population	All housing units by condition and plumbing										Occupied housing units							
		Sound					Deteriorating					Owner occupied			Renter occupied				
		Total	Total	With all plumbing facilities	Lacking some or all facilities	Total	With all plumbing facilities	Lacking some or all facilities		Dilapidated	Total	Average value (dollars)	Average number of rooms	Total	Average contract rent (dollars)	Average number of rooms	Occupied by non-white	1.01 or more persons per room	
								With flush toilet	No flush toilet										
J-1.....	*3815	2806	1714	769	945	1087	232	854	1	5	237	9000	5.6	2309	54	1.9	88	113	
1....	232	164	104	62	42	58	12	46	...	2	4	151	56	2.2	25	10	
2....	238	213	142	15	127	70	3	67	...	1	7	...	2.9	206	39	1.1	1	6	
3....	330	238	138	29	109	100	19	81	27	...	4.9	209	37	1.7	25	13	
4....	49	103	103	4	99	45	45	1.1	2	1	
5....	*253	198	19	6	13	177	39	137	1	2	15	7500	6.1	146	41	1.9	...	14	
6....	387	338	174	18	156	164	58	106	20	5500	5.8	280	68	1.5	2	8	
7....	267	155	1	1	...	154	47	107	36	6500	6.8	104	42	1.8	6	10	
8....	241	181	2	1	1	179	12	167	10	7000	5.2	166	49	1.5	12	13	
9....	**192	136	115	22	93	21	6	15	4	127	53	1.7	2	9	
10....	182	132	132	62	70	17	5000	7.7	107	61	1.7	2	3	
11....	123	75	75	58	17	10	...	5.7	61	77	3.0	1	2	
15....	1
16....	**45	4
17....	393	290	275	103	172	15	15	13	...	4.3	249	53	2.3	2	9	
18....	145	118	118	44	74	16	...	5.5	100	52	1.7	2	2	
19....	28	24	7	7	17	2	19	49	1.9	...	1	
20....	96	32	8	8	...	24	12	12	3	27	58	3.8	1	6	
22....	35	20	20	20	6	20000	5.7	13	75	3.0	
23....	60	33	33	33	8	...	6.8	25	84	3.8	
24....	66	48	46	37	9	2	2	5	...	4.4	32	75	3.1	...	2	
25....	16	12	12	11	1	2	8	75	2.6	
29....	18	19	19	19	17	161	1.1	1	...	
35....	5	2
36....	11	7	7	7	2	5	73	2.8	1	...	
37....	23	15	15	15	14	50	3.6	
38....	74	47	47	43	4	6	...	5.2	36	69	3.1	...	1	
39....	129	107	107	81	26	13	16000	4.7	76	66	2.7	1	1	
40....	**143	88	68	56	12	20	3	17	9	...	5.1	75	57	1.9	2	1	
41....	**33	6	6	4	2	1	5	64	2.6	...	1	
J-2.....	*2114	1311	564	403	161	719	380	339	...	28	145	6500	6.2	1045	50	2.1	587	87	
1....	225	122	50	30	20	70	33	37	...	2	24	5000	7.0	84	48	2.4	80	5	
2....	283	162	49	27	22	108	52	56	...	5	26	6500	6.8	124	46	1.9	129	18	
3....	*326	174	51	41	10	116	56	60	...	7	21	8000	5.0	136	52	2.8	144	16	
4....	285	212	56	9	47	150	18	132	...	6	20	...	4.2	182	35	1.3	65	16	
5....	179	129	66	9	57	61	10	51	...	2	9	...	4.7	108	40	1.5	27	9	
6....	126	86	11	11	...	75	74	1	4	62	50	2.6	15	5	
7....	255	100	52	51	1	48	48	30	7500	8.0	59	58	3.0	81	12	
8....	243	175	89	89	...	80	78	2	...	6	9	...	5.8	149	53	2.2	44	5	
9....	1	1
10....	8	6	3	3	...	3	3	5	53	2.4	
11....	21	18	10	10	...	8	8	1	17	43	1.6	1	...	
12....	138	112	112	108	4	1	105	85	2.2	1	1	
15....	24	14	14	14	13	58	4.6	
J-3.....	*2379	1647	1545	987	558	94	55	38	...	1	8	49	14000	5.0	1491	64	2.3	37	56
1....	60	51	50	22	28	1	...	1	51	105	1.3	...	2	
3....	*404	184	184	184	3	179	86	4.5	1	...	
4....	*577	412	381	95	286	23	15	7	...	1	8	20000	5.3	367	50	1.7	4	27	
5....	272	175	175	171	4	6	...	7.7	162	48	2.4	7	7	
6....	76	52	52	46	6	2	46	49	3.0	17	...	
7....	28	20	20	20	2	17	56	3.4	...	1	
8....	*551	409	381	190	191	28	26	2	17	20000	3.5	341	63	2.3	1	8	
9....	85	84	84	79	5	79	65	1.0	1	6	
10....	38	31	16	13	3	15	14	1	1	26	57	2.8	
11....	165	115	88	88	...	27	...	27	2	110	66	2.6	4	...	
12....	10	7	7	7	6	69	3.3	
13....	14	13	13	13	13	259	1.7	
15....	99	94	94	59	35	94	69	1.0	2	3	
J-4.....	*2952	1517	783	587	196	672	353	316	...	3	62	93	9500	5.9	1337	62	3.1	302	74
1....	*192	124	1	...	1	123	15	108	15	9000	7.3	98	43	1.2	14	9
2....	**243	83	1	...	1	82	52	30	15	...	5.0	62	55	3.0	30	5
4....	**235	96	2	2	...	94	88	6	5	...	8.0	83	59	3.5	14	3	
5....	282	148	32	9	23	116	62	54	5	...	3.0	140	54	3.0	64	8	
6....	229	100	8	8	...	88	83	5	4	...	4.4	88	63	4.2	61	9	
10....	*196	89	89	89	89	69	3.8	...	6	
12....	*384	208	208	202	6	10	8000	5.3	196	75	3.7	26	3	
13....	*317	138	138	127	11	14	8000	6.8	119	66	3.6	40	7	
14....	94	37	37	35	2	35	103	4.5	...	1	
16....	22	19	16	12	4	3	3	11	76	4.2	
17....	20	10	10	8	2	8	66	4.5	...	1	
18....	*190	133	27	3	24	48	8	40	58	...	4.5	111	54	2.5	25	3	
19....	*289	149	134	64	70	15	15	4	143	66	2.8	...	9	
20....	54	28	28	16	12	2	26	60	2.7	...	1	
21....	184	137	75	23	52	62	2	60	11	...	6.9	113	45	1.6	26	9	
22....	21	18	5	5	...	13	12	1	15	100	3.1	2	...	
J-5.....	*7979	4622	4016	3738	278	605	555	50	...	1	111	16500	5.8	4252	71	2.8	229	157	
1....	182	115	111	45	66	4	1	3	110	61	2.4	2	...	
2....	166	79	1	1	...	78	60	18	8	...	5.1	67	67	3.2	15	5	
3....																			

City Block Characteristics

Table 2.—CHARACTERISTICS OF HOUSING UNITS, BY BLOCKS: 1960—Con.

["Total population" contains no persons in group quarters unless preceded by asterisk; one asterisk (*) denotes less than 10 percent; two asterisks (**), 10 percent or more]

Blocks within census tracts	Total population	All housing units by condition and plumbing									Occupied housing units							
		Sound			Deteriorating			Dilapidated	Owner occupied			Renter occupied			Occupied by non-white	1.01 or more persons per room		
		Total	With all plumbing facilities	Lacking some or all facilities	Total	With all plumbing facilities	Lacking some or all facilities		Total	Average value (dollars)	Average number of rooms	Total	Average contract rent (dollars)	Average number of rooms				
11...	241	182	19	19	...	163	163	1	171	60	2.8	8	2
12...	*388	231	116	116	...	114	87	27	...	1	6	...	4.2	205	66	3.1	6	2
13...	*1350	794	794	757	37	11	16500	7.1	726	69	3.0	89	35
14...	*798	378	307	298	9	71	71	26	14000	6.7	325	67	3.7	3	6
15...	*870	455	455	453	2	3	443	81	3.0	3	6
16...	*971	471	471	471	11	13500	3.1	441	90	3.1	4	38
21...	132	74	74	73	1	69	85	3.3	...	4
22...	255	178	177	149	28	1	1	6	20000	5.3	169	79	2.4	2	6
24...	*590	478	478	459	19	8	14000	5.8	401	73	2.3	...	14
25...	*85	27	27	10	17	9	12500	7.9	17	40	1.2	...	5
26...	**287	95	90	90	...	5	5	93	50	1.3	2	5
27...	*165	72	65	65	...	7	7	6	62	55	4.5	44	3
K-1.....	*3916	2103	1981	1902	79	120	91	29	...	2	139	21000	5.7	1804	78	3.2	47	47
2...	**171	71	71	63	8	28	33000	9.2	116	116	3.3	...	1
3...	315	210	169	154	15	41	35	6	8	24000	6.1	168	88	3.2	5	5
4...	*351	187	187	187	14	12000	4.1	172	98	3.4	1	7
6...	321	191	166	164	2	24	13	11	...	1	4.3	171	73	3.2	6	3
7...	237	112	104	101	3	7	7	10	18000	4.9	96	63	3.8	7	5
8...	355	231	231	229	2	4	198	76	3.1	1	5
9...	137	77	77	77	3	70	82	3.5	2	...
10...	99	53	52	43	9	1	1	4	49	81	3.4	1	...
11...	404	227	204	197	7	23	23	10	...	5.0	210	75	3.3	11	3
12...	175	91	87	87	...	4	4	4	84	102	3.4	5	1
13...	178	109	94	94	...	15	3	12	12	19000	4.3	83	71	3.3	1	6
14...	214	126	126	126	6	15000	4.2	108	68	3.5	3	3
15...	65	37	33	33	...	4	4	33	76	3.6
16...	*222	141	141	139	2	14	13500	5.9	114	73	2.8	3	2
17...	*672	240	239	208	31	1	1	15	212	65	2.7	1	6
K-2.....	**5288	2881	2773	2637	136	108	55	53	396	32000	7.7	2275	129	3.0	17	48
3...	149	90	61	61	...	29	16	13	13	35000	8.6	70	160	3.0	...	3
4...	15	18	18	7	11	2	11	80	2.3
5...	144	95	66	66	...	29	4	25	7	...	9.3	77	176	3.4	...	1
6...	98	61	53	53	...	8	8	9	...	7.0	49	136	3.2	...	2
7...	70	68	68	56	12	2	51	125	2.4	1	1
8...	*94	19	19	19	2	16	145	2.8	...	1
9...	105	55	55	53	2	2	38000	9.0	44	227	4.6	...	2
10...	83	63	60	53	7	3	3	10	34000	6.0	41	124	2.8	...	1
11...	153	87	85	67	18	2	2	17	34000	8.9	70	137	2.6
12...	101	39	39	39	19	34000	9.5	20	151	5.0
13...	*266	143	139	139	...	4	4	17	24000	8.8	126	125	2.7	1	1
14...	356	266	264	262	2	2	2	5	...	4.0	253	145	2.8	...	3
15...	124	71	70	70	...	1	1	8	25000	5.6	60	107	2.9	2	1
16...	35	21	21	21	3	17	124	3.4	1	...
17...	65	39	39	37	2	4	33	91	3.2	...	1
18...	**192	31	31	28	3	15	20000	7.5	15	140	3.7
19...	*155	92	92	91	1	7	39000	6.9	78	158	3.5	...	3
20...	92	50	50	50	16	40000	8.8	24	213	3.4	...	1
21...	54	26	26	26	9	38000	9.8	17	132	4.2
22...	70	37	37	22	15	17	37000	8.9	20	58	1.9	1	1
23...	101	47	47	47	12	39000	8.7	34	139	3.3	...	1
24...	*131	39	38	38	...	1	1	10	40000	8.4	29	141	4.0	...	1
25...	*142	68	68	68	22	38000	9.0	32	154	4.0	...	1
27...	*144	82	77	76	1	5	5	15	24000	7.9	60	91	2.7	1	1
28...	192	111	109	109	...	2	1	1	13	25000	6.1	96	88	3.3	2	...
29...	*417	204	204	202	2	26	26000	7.2	174	111	3.4	...	4
30...	**526	330	329	286	43	1	1	28	20000	5.6	247	84	2.6	5	8
31...	**538	257	254	230	24	3	3	32	32000	6.7	207	123	3.0	2	3
32...	232	136	136	136	26	40000	8.5	104	163	3.4	...	1
33...	188	129	129	127	2	13	42000	7.6	110	123	2.4	...	4
34...	*256	107	107	105	2	8	34000	8.8	90	156	3.1	...	2
K-3.....	**6686	3346	3338	2720	618	8	6	2	259	33000	7.0	2841	115	2.5	51	173
2...	**253	119	119	85	34	2	106	100	2.5	4	1
3...	*651	390	390	251	139	12	24000	6.9	355	88	2.3	14	27
4...	*662	266	266	176	90	12	...	5.9	240	90	2.3	4	12
5...	*273	139	139	105	34	13	31000	7.4	112	84	2.3	3	9
6...	319	205	205	131	74	22	20000	6.6	167	99	2.4	7	13
7...	*121	34	34	34	13	24	123	2.3	...	2
8...	186	106	106	102	4	22	40000	7.1	71	140	3.0	5	16
9...	*393	202	202	195	7	20	33000	8.4	165	106	2.4	2	16
10...	*461	217	217	217	20	33000	9.0	170	122	2.3	...	26
11...	179	108	108	108	9	39000	5.9	95	154	2.9	...	5
12...	261	169	169	162	7	15	26000	6.3	139	196	3.4	...	3
13...	*622	260	260	237	23	15	29000	7.0	224	124	3.1	2	11
14...	*473	311	311	258	53	18	38000	5.4	282	126	2.5	...	10
15...	223	140	140	118	22	9	30000	7.6	124	111	2.3	1	6
16...	*190	93	91	87	4	2	2	19	32000	7.6	69	153	2.7	1	3
17...	*542	229	226	211	15	3	3	26	39000	6.2	191	92	2.0	6	11
18...	*700	287	284	193	91	3	3	...										

Table 2.—CHARACTERISTICS OF HOUSING UNITS, BY BLOCKS: 1960—Con.

["Total population" contains no persons in group quarters unless preceded by asterisk: one asterisk (*) denotes less than 10 percent; two asterisks (**), 10 percent or more]

Blocks within census tracts	Total population	All housing units by condition and plumbing									Occupied housing units								
		Total	Sound			Deteriorating			Dilapidated	Owner occupied			Renter occupied			Occupied by non-white	1.01 or more persons per room		
			Total	With all plumbing facilities	Lacking some or all facilities	Total	With all plumbing facilities	Lacking some or all facilities		Total	Average value (dollars)	Average number of rooms	Total	Average contract rent (dollars)	Average number of rooms				
							With flush toilet	No flush toilet											
3...	4	1	
4...	**426	55	55	45	10	7	31000	9.3	39	102	2.4	...	3	
5...	**317	72	72	72	8	26000	8.8	59	102	2.7	1	2	
6...	**186	36	36	34	2	4	31	132	3.0	1	5	
7...	**558	13	13	13	8	40000	10.3	5	94	2.2	
8...	**688	57	57	57	1	56	111	2.8	3	...	
9...	**213	124	123	104	19	1	1	13	11500	7.2	91	104	2.5	...	6	
10...	**741	6	6	6	4	6	...	3.2	
11...	**104	32	32	31	1	4	27	122	3.0	
12...	**190	102	100	96	4	2	2	3	80	105	2.6	4	8	
15...	**361	131	131	126	5	2	110	194	3.7	3	1	
17...	**331	110	110	73	37	11	28000	6.5	98	82	2.3	...	3	
19...	**231	90	78	71	7	12	6	6	3	82	87	3.0	4	5	
23...	*270	120	108	107	1	12	12	7	14000	8.3	107	81	3.6	3	4	
24...	42	34	34	16	18	34	71	1.6	1	2	
29...	288	190	190	190	6	42000	4.3	181	73	3.0	1	2	
38...	**736	103	102	74	28	1	1	9	...	3.4	84	89	2.3	4	10	
39...	**252	87	85	85	...	2	2	5	...	9.4	77	119	3.3	1	4	
40...	**131	63	63	62	1	56	145	3.4	...	2	
42...	**194	50	50	50	4	44	254	3.0	...	1	
43...	**38	8	8	8	3	5	111	4.0	1	...	
44...	...	1	1	
45...	86	57	57	55	2	1	53	144	2.7	3	3	
K-4-B...	**868	4864	4402	4315	87	462	423	39	130	19500	4.5	4442	78	2.7	91	186	
2...	**242	145	145	145	144	83	2.4	...	3	
6...	**641	300	3	3	...	297	278	19	17	18000	5.2	274	71	3.1	19	12	
7...	**227	36	2	1	1	34	24	10	4	32	74	2.3	1	1	
8...	**357	144	144	144	3	136	85	4.3	2	3	
9...	**285	119	5	5	...	114	111	3	7	18000	6.3	110	80	3.2	5	6	
10...	**572	256	256	238	18	2	239	81	2.9	16	26	
11...	166	96	95	89	6	1	1	3	87	81	3.0	5	1	
14...	109	60	60	59	1	2	56	76	3.1	1	1	
15...	154	96	95	76	19	1	...	1	6	15500	5.7	86	85	2.5	4	4	
16...	*396	208	208	186	22	4	191	87	3.0	5	6	
17...	**145	37	36	36	...	1	1	15	24000	8.5	22	92	3.0	1	2	
18...	**116	33	33	33	8	...	7.1	25	155	3.8	...	3	
19...	*174	80	80	80	1	77	104	4.3	1	...	
24...	**98	1	
27...	546	426	425	424	1	1	1	5	3500	2.2	384	84	2.3	1	10	
33...	533	337	336	331	5	1	1	2	327	76	2.6	4	13	
36...	380	236	236	236	6	...	3.2	223	73	2.9	1	4	
38...	419	251	251	251	1	239	78	2.7	3	13	
39...	347	247	245	245	...	2	2	9	3500	2.3	228	66	2.3	4	9	
40...	801	472	472	471	1	15	11000	2.4	447	74	2.6	4	21	
41...	13	8	8	8	1	7	60	2.7	
42...	570	397	395	391	4	2	2	10	42000	2.4	354	77	2.6	1	14	
43...	*811	523	523	522	1	8	42000	2.5	488	76	2.4	5	18	
44...	302	246	246	246	179	74	2.6	7	8	
46...	**40	
47...	**241	110	102	94	8	8	2	6	1	86	64	1.8	1	8	
K-5...	**6137	2868	2213	2019	194	635	504	130	1	20	168	33000	5.8	2503	122	2.8	31	136	
1...	**389	129	126	125	1	3	3	9	...	7.3	117	145	3.4	1	10	
3...	**147	41	38	38	...	2	2	10	22000	4.7	29	102	3.2	...	2	
4...	**456	174	153	148	5	21	20	1	15	...	3.7	150	136	3.3	3	7	
5...	**348	165	78	62	16	87	54	33	13	...	5.2	145	99	2.6	1	7	
6...	**395	118	118	117	1	9	17000	7.4	102	115	3.3	4	3	
7...	**244	92	92	91	1	2	87	102	3.0	2	6	
8...	**108	65	65	54	11	1	53	75	1.9	...	1	
9...	**426	255	255	254	1	12	38000	4.2	216	88	2.0	4	27	
10...	*472	254	22	21	1	232	202	30	9	42000	9.2	233	76	3.2	4	7	
11...	**278	129	126	102	24	3	...	3	10	38000	4.9	111	86	2.4	1	11	
12...	315	194	48	48	...	146	127	19	3	186	156	3.3	4	5	
13...	32	31	31	26	5	1	25	75	1.9	...	1	
17...	91	63	63	57	6	2	54	99	2.7	...	4	
18...	**179	89	3	3	...	86	51	35	5	...	5.8	78	84	2.1	...	4	
19...	**565	220	216	204	12	4	18	32000	7.2	188	133	3.1	1	5	
20...	**545	246	223	211	12	23	16	6	1	6.7	226	158	2.8	3	18	
21...	*321	202	197	184	13	5	5	10	...	5.2	182	152	3.2	2	3	
25...	**20	
26...	**77	15	15	15	6	42000	3.5	9	125	3.9	...	2	
27...	**267	201	169	129	40	13	13	5	...	9.0	155	95	1.9	...	7	
28...	**462	185	175	130	45	10	7	3	19	38000	5.5	157	112	2.4	1	6	
L-1...	*3262	2646	571	101	470	1908	232	1669	7	167	233	5500	4.6	1945	41	1.5	435	187	
1...	29	36	36	4	32	28	40	1.0	...	1	
2...	349	248	51	20	31	197	14	183	25	3500	4.4	207	39	1.6	29	19	
3...	67	28	22	16	6	6	27	55	3.0	15	5	
4...	312	234	23	7	16	207	24	183	4	5500	5.4	168	42	1.2	9	18	
5...	297	270	127	14	113	143	9	134	24	...	3.8	206	50	1.2	11	17	
6...	290	211	27	6	21	184	11	172	1	...	19	...	3.9	174	38	1.5	15	15	
7...	400	339	68	7	61	221	18	203	50	6000	5.2	249	36	1.5	23	17	
8...	605	514	162	11	151	285	42	243	67	33	4000	4.0	383	35	1.4	69	40
9...	*401	328	83	16	67	215	32	182	1	30	28	...	4.3	206	42	1.6	49	25	

City Block Characteristics

Table 2.—CHARACTERISTICS OF HOUSING UNITS, BY BLOCKS: 1960—Con.

["Total population" contains no persons in group quarters unless preceded by asterisk; one asterisk (*) denotes less than 10 percent; two asterisks (**), 10 percent or more]

Blocks within census tracts	Total population	All housing units by condition and plumbing									Occupied housing units								
		Total	Sound			Deteriorating			Dilapidated	Owner occupied			Renter occupied			Occupied by non-white	1.01 or more persons per room		
			Total	With all plumbing facilities	Lacking some or all facilities	Total	With all plumbing facilities	Lacking some or all facilities		Total	Average value (dollars)	Average number of rooms	Total	Average contract rent (dollars)	Average number of rooms				
								With flush toilet										No flush toilet	
10...	*512	438	8	4	4	420	78	337	5	10	38	7000	4.9	297	46	1.7	215	30	
L-2.....	*3728	2229	301	235	66	1761	911	849	1	167	184	8000	6.0	1742	53	2.9	1741	147	
1....	*513	269	269	95	174	31	8000	6.3	199	51	2.3	155	27	
2....	185	97	31	27	4	61	29	32	...	5	5	...	9.6	79	55	2.6	68	15	
3....	248	156	51	49	2	103	26	77	...	4	14	7500	7.7	104	54	2.8	118	9	
4....	*299	191	15	4	11	176	96	80	24	7000	6.6	140	54	2.6	159	8	
5....	58	44	44	36	8	4	35	37	2.9	23	1	
6....	216	216	177	86	91	...	39	20	8000	6.3	170	49	2.5	189	15	
7....	330	203	1	...	1	114	43	71	...	68	24	7000	4.8	142	54	3.0	164	13	
8....	289	172	16	4	12	154	123	31	...	2	5	...	5.6	156	53	3.5	138	8	
9....	353	223	23	15	8	180	102	77	...	1	20	...	6.6	186	50	2.2	186	18	
11....	170	117	2	2	...	106	49	57	...	9	10	...	3.4	97	58	2.6	192	6	
12....	*371	217	73	65	8	144	139	5	6	...	5.5	182	58	4.0	171	5	
14....	18	8	8	8	8	58	4.3	8	1	
15....	87	31	18	10	8	13	6	7	4	26	38	4.8	30	4	
16....	124	55	50	47	3	5	5	1	54	67	4.9	55	1	
17....	133	104	104	15	89	12	5000	5.1	76	53	1.6	81	8	
18....	85	66	6	...	6	60	34	26	3	36	52	3.2	36	3	
19....	120	58	15	12	3	43	19	24	6	12000	4.7	52	49	2.8	58	5	
L-3.....	*2861	1809	963	408	555	625	182	443	...	221	128	7500	6.4	1510	44	2.3	1184	147	
1....	85	33	33	27	6	5	7500	5.6	25	44	3.9	2	5	
2....	*274	155	72	44	28	81	23	58	...	2	12	...	8.0	135	45	2.1	101	17	
3....	422	247	113	53	60	132	14	118	...	2	25	5000	7.5	222	48	2.1	193	29	
4....	107	109	109	12	97	5	...	2.6	71	37	1.2	44	12	
5....	91	50	50	20	30	2	44	36	2.9	15	5	
6....	61	38	37	9	28	1	1	2	28	39	2.1	25	3	
7....	108	48	48	47	1	3	48	51	3.9	7	3	
9....	73	47	47	12	35	4	49	49	2.3	38	1	
10....	50	22	16	8	1	1	1	5	...	10.2	17	36	3.6	18	2	
11....	80	50	4	4	...	46	11	35	5	6000	7.0	43	35	2.4	43	3	
13....	209	141	50	40	10	91	28	63	6	7000	3.3	123	48	2.5	113	11	
14....	*316	201	195	66	129	5	2	3	11	...	5.2	155	43	2.2	106	9	
16....	97	83	83	9	74	4	76	38	1.5	61	3	
17....	144	127	59	19	40	...	68	2	106	43	1.8	48	4	
18....	34	21	12	8	4	...	9	3	15	47	3.7	15	1	
19....	*430	250	239	96	143	11	9	2	21	10000	4.0	225	46	2.1	206	25	
20....	68	45	4	4	41	41	40	2.9	39	3	
21....	209	139	8	...	8	40	23	17	...	91	14	6500	6.1	93	38	2.8	107	11	
22....	2	2
23....	1	1
L-4.....	*1895	1275	893	222	671	353	140	213	...	29	78	6500	4.9	982	38	2.3	123	88	
1....	114	53	13	13	...	30	29	1	...	10	1	47	55	4.4	...	3	
2....	*24	22	22	12	10	3	12	45	2.8	6	...	
3....	74	59	57	42	15	2	1	1	5	...	8.2	34	41	3.4	4	...	
4....	57	31	29	19	10	2	1	1	6	3500	5.8	22	28	3.6	11	2	
5....	24	20	17	...	17	3	3	19	30	1.4	...	1	
6....	343	152	3	...	3	148	36	112	...	1	9	6000	4.1	128	43	3.5	15	16	
7....	12	9	9	1	8	1	8	37	1.1	
9....	59	48	48	11	37	5	6000	7.4	32	38	1.8	6	...	
10....	196	110	90	14	76	20	5	15	5	6000	3.2	95	45	2.1	7	16	
11....	*520	460	431	46	385	28	3	25	...	1	21	6000	4.6	339	34	1.5	36	28	
12....	113	80	80	8	72	7	10500	3.4	60	28	1.4	6	10	
13....	62	40	12	4	8	22	15	7	...	6	7	...	4.6	23	32	2.8	13	2	
14....	186	132	60	44	16	64	30	34	...	8	2	120	40	2.4	11	4	
15....	8	8	3	2	1	5	...	5	1	4	
16....	49	18	5	5	...	11	4	7	...	2	3	12	34	2.6	7	4	
17....	54	33	14	1	13	18	13	5	...	1	2	27	35	2.8	1	2	
L-5.....	*1188	407	249	235	14	142	109	33	...	16	57	9500	4.7	265	47	3.4	23	40	
2....	330	136	79	78	1	57	46	11	16	...	4.3	112	57	3.4	6	19	
3....	255	142	142	132	10	26	...	4.7	90	37	3.4	16	11	
6....	55	59	3	3	...	44	44	12	5	...	6.0	13	28	4.8	...	3	
7....	38	12	7	4	3	5	1	4	5	...	5.8	6	56	2.8	1	2	
8....	98	54	18	18	...	36	18	18	5	...	4.2	42	45	3.2	...	5	
10....	*358
11....	*48
13....	6	4
L-6.....	*2226	1344	1047	333	714	280	74	205	1	17	78	9000	4.5	1029	42	2.3	63	51	
1....	*426
2....	*466	360	134	25	109	226	32	193	1	...	24	8000	4.4	284	40	1.9	5	15	
3....	4	4
4....	385	368	366	102	264	2	15	12000	5.0	250	51	2.2	14	7	
5....	*459	330	330	125	205	21	8000	4.2	266	39	2.1	24	13	
6....	25	18	17	1	4	13	47	3.4	3	1	
7....	*167	124	120	33	87	4	1	3	2	104	47	2.0	11	6	
8....	25	13	11	7	4	1	8	33	3.3	
11....	269	127	66	24	42	48	40	8	...	13	10	...	5.0	101	27	4.3	6	9	
M-1.....	*1261	489	92	82	10	370	202	168	...	27	107	4500	5.9	316	31	4.2	3	46	
33....	61	27	7	4	3	14	5												

Table 2.—CHARACTERISTICS OF HOUSING UNITS, BY BLOCKS: 1960—Con.

["Total population" contains no persons in group quarters unless preceded by asterisk; one asterisk (*) denotes less than 10 percent; two asterisks (**), 10 percent or more]

Blocks within census tracts	Total population	All housing units by condition and plumbing									Occupied housing units								
		Sound					Deteriorating				Dilapidated	Owner occupied			Renter occupied			Occupied by non-white	1.01 or more persons per room
		Total	Total	With all plumbing facilities	Lacking some or all facilities	Total	With all plumbing facilities	Lacking some or all facilities	With flush toilet	No flush toilet		Total	Average value (dollars)	Average number of rooms	Total	Average contract rent (dollars)	Average number of rooms		
35...	73	14	7	7	...	7	5	2	6	...	6.0	8	36	5.1	...	6	
36...	*112	49	5	5	...	44	28	16	11	3500	7.2	21	29	4.7	...	3	
37...	22	8	2	2	...	5	5	1	1	7	32	3.4	...	1	
38...	160	58	24	22	2	26	12	14	...	8	16	3500	5.9	38	39	4.5	...	4	
39...	*198	77	6	5	...	66	36	30	...	5	9	...	5.6	58	29	4.1	...	11	
40...	139	54	16	13	3	38	22	16	16	5000	6.3	38	29	3.9	...	4	
41...	93	29	1	1	...	28	16	12	11	4000	5.6	15	26	4.1	...	5	
42...	62	30	1	1	...	24	10	14	...	5	5	...	6.4	19	30	4.5	2	...	4
43...	117	41	12	11	1	28	15	13	...	1	7	...	5.6	28	38	4.4	...	4	
44...	62	23	8	8	...	15	15	4	18	44	4.0	...	2	
M-2.....	*1998	794	52	42	10	391	252	139	...	351	216	4500	6.2	452	30	4.1	...	76	
1...	167	68	52	41	11	...	16	11	4500	4.9	54	31	4.4	...	3	
2...	193	82	18	12	6	...	64	17	4000	6.4	54	30	3.6	...	4	
3...	131	69	18	12	5	...	51	9	5000	8.1	39	31	3.8	...	5	
4...	95	30	9	6	4	...	21	8	3500	6.1	18	26	4.7	...	12	
5...	223	98	46	28	18	...	52	20	4500	6.1	52	29	4.1	...	11	
6...	112	47	10	8	2	6	1	5	...	1	1	5	19	3.6	...	3	
7...	14	6	5	4	1	24	18	3500	5.7	14	30	4.0	...	6	
8...	105	36	5	4	1	7	6	1	...	25	16	4000	7.3	31	32	3.9	...	3	
9...	147	54	10	6	4	19	11	8	1	
10...	112	51	9	8	1	15	6	9	...	27	11	3500	6.3	29	27	4.3	...	3	
11...	8	3	3	4	6	22	3.7	...	2	
12...	*36	11	2	2	...	6	...	6	...	2	3	10	31	4.2	...	1	
13...	44	14	3	2	1	9	6	3	...	4	2	5	23	6.6	...	3	
14...	22	7	3	2	1	...	11	20	3500	6.5	11	24	4.3	...	5	
15...	102	36	25	20	5	...	1	15	5500	5.9	22	28	4.0	...	3	
16...	103	44	1	1	...	34	24	10	...	9	13	3500	5.5	5	...	4.2	...	1	
17...	67	18	17	13	4	...	1	9	7000	6.3	5	31	4.0	...	9	
18...	43	15	1	1	...	14	11	3	...	7	10	5000	6.9	47	35	4.4	...	1	
19...	182	65	5	5	...	53	29	24	1	
20...	92	40	40	25	15	17	5000	5.8	16	30	4.8	...	1	
M-3.....	3727	964	964	962	2	21	6000	4.5	925	58	4.4	13	239	
1...	263	71	71	71	1	69	58	4.4	...	12	
2...	269	71	71	71	70	60	4.3	2	18	
3...	169	36	36	36	1	34	59	5.3	...	13	
4...	431	107	107	107	6	...	5.0	98	58	4.6	3	33	
5...	324	83	83	83	3	79	60	4.4	...	20	
6...	224	61	61	60	1	2	58	56	4.3	1	11	
8...	230	61	61	61	60	62	4.3	...	20	
9...	318	83	83	83	82	60	4.4	...	17	
10...	178	37	37	37	2	33	53	4.9	1	13	
11...	273	68	68	68	65	56	4.3	1	22	
12...	281	71	71	71	2	68	57	4.3	3	18	
13...	263	72	72	72	1	70	59	4.3	1	17	
14...	253	72	72	72	2	69	58	4.3	1	14	
15...	251	71	71	70	1	1	70	57	4.3	...	11	
M-4.....	*859	303	55	48	7	176	109	67	...	72	77	4000	5.9	186	31	4.4	...	38	
20...	94	36	6	4	2	20	7	13	...	10	13	...	5.0	20	21	4.0	...	4	
21...	142	61	1	1	...	38	21	17	...	22	17	3500	7.0	35	26	4.6	...	4	
22...	173	61	13	10	3	35	20	15	...	13	19	...	5.6	31	28	4.7	...	7	
23...	93	33	6	6	...	20	14	6	...	7	6	...	6.0	23	38	4.3	...	6	
24...	67	29	12	10	2	10	4	6	...	7	3	20	43	4.5	...	3	
25...	9	6	1	1	...	2	1	1	...	3	3	3	
27...	*101	19	7	7	...	11	8	3	...	1	2	17	39	4.8	...	5	
33...	*24	6	5	5	1	6	31	3.8	
34...	42	11	2	2	...	4	3	1	...	5	7	3500	5.9	3	2	
35...	59	19	5	5	...	11	11	3	3	15	37	4.7	...	3	
39...	23	8	2	2	...	6	3	3	4	3	2	
40...	1	2	
41...	31	12	12	12	9	30	4.0	...	2	
N-1.....	*5088	1736	1028	831	197	554	326	219	9	154	435	6500	5.9	1163	38	4.3	2	203	
8...	173	49	49	11	...	4.9	35	33	4.6	...	11	
9...	121	24	6	5	1	...	18	4	20	32	4.7	...	11	
10...	115	38	15	14	1	18	18	5	8	...	5.0	28	39	4.9	...	2	
11...	79	27	11	11	...	10	6	4	...	6	5	...	4.4	20	39	4.9	...	2	
12...	211	77	40	34	6	36	20	16	...	1	20	4500	6.3	48	36	4.0	...	7	
13...	67	26	13	8	5	13	...	13	4	18	26	4.1	...	5	
14...	24	4	
17...	10	4	
18...	187	92	42	29	13	47	11	33	3	3	15	4500	5.5	49	27	4.2	...	10	
19...	153	77	13	4	9	60	23	34	3	4	7	...	4.6	46	26	4.0	...	8	
20...	240	100	67	58	9	31	19	11	1	2	28	5500	6.4	64	31	4.0	...	4	
21...	157	77	75	29	46	2	2	17	7000	5.7	50	35	2.4	...	9	
22...	90	30	25	19	6	4	4	1	6	...	4.5	21	32	4.8	...	6	
23...	18	8	7	3	4	1	1	7	20	3.0	1	...	
24...	92	39	39	35	4	10	5500	5.5	29	49	3.7	...	2	
25...	311	114	105	92	13	9	7	...	2	...	49	7000	7.1	63	48	3.5	...	11	
26...	46	16	4	2	2	11	8	3	...	1	3	11	31	4.3	...	2	
27...	214	79	37	31	6	38	18	20	...	4	13	...	4.4	59	32	3.9	...	14	
28...	269	91	83	52	31	8	...	8	23	...	5.0	68	32	4.1	...	11	
29...	88	30	25	18	7	5	1	4	5	...	4.4	25	32	4.7	...	3	

City Block Characteristics

Table 2.—CHARACTERISTICS OF HOUSING UNITS, BY BLOCKS: 1960—Con.

["Total population" contains no persons in group quarters unless preceded by asterisk; one asterisk (*) denotes less than 10 percent; two asterisks (**), 10 percent or more]

Blocks within census tracts	Total population	All housing units by condition and plumbing								Occupied housing units								
		Total	Sound			Deteriorating			Dilapidated	Owner occupied			Renter occupied			Occupied by non-white	1.01 or more persons per room	
			Total	With all plumbing facilities	Lacking some or all facilities	Total	With all plumbing facilities	Lacking some or all facilities		Total	Average value (dollars)	Average number of rooms	Total	Average contract rent (dollars)	Average number of rooms			
30...	*110	41	39	35	4	2	2	9	...	5.4	31	50	3.5	...	4
31...	287	85	73	63	10	12	11	19	...	5.8	61	34	4.7	...	7
32...	166	63	16	16	...	46	23	23	...	1	21	3500	5.8	35	28	4.1	...	8
33...	197	78	38	24	14	40	25	15	22	4500	5.7	43	34	4.0	1	8
34...	233	68	35	35	...	27	19	8	...	6	17	...	5.2	50	36	4.5	...	10
35...	*152	47	24	23	1	21	8	13	...	2	12	...	5.4	33	38	4.4	...	7
36...	302	89	79	78	1	10	10	35	12000	6.9	54	54	4.7	...	7
37...	362	92	45	44	1	44	35	9	...	3	24	...	6.5	64	44	4.9	...	18
39...	356	100	30	29	1	28	27	1	...	42	27	10000	6.6	72	50	4.9	...	11
40...	258	71	46	43	3	24	23	1	...	1	14	...	5.9	57	53	5.4	...	5
N-2.....	4195	1333	1052	1003	49	249	155	94	...	32	377	9500	6.3	914	56	4.7	2	119
4...	286	79	40	36	4	36	12	24	...	3	24	5000	5.3	47	35	4.8	1	16
6...	115	32	29	28	1	3	3	11	8000	6.0	21	50	5.0	...	3
7...	178	57	41	34	7	16	1	15	11	...	5.2	43	35	4.4	...	11
8...	320	99	70	65	5	19	14	5	...	10	37	10000	6.6	59	46	4.8	...	10
9...	257	76	76	76	30	11000	7.1	45	64	5.7	...	5
10...	261	80	77	77	...	3	3	21	...	6.2	56	59	6.0	...	7
11...	308	80	80	80	32	10500	7.2	47	58	5.4	...	5
12...	297	94	70	67	3	24	19	5	30	8000	7.7	61	46	4.5	...	10
13...	264	74	74	74	21	10500	6.1	53	51	5.3	...	7
14...	271	88	86	86	12	2	2	24	10000	6.9	62	55	4.5	1	4
16...	332	95	86	86	...	9	3	6	24	8500	6.0	69	62	4.9	...	8
17...	132	40	26	26	...	11	8	3	...	3	16	8000	5.6	23	47	4.5	...	4
18...	261	104	37	35	2	54	41	13	...	13	32	5500	5.1	69	44	4.1	...	6
19...	132	50	11	7	4	36	26	10	...	3	6	...	5.8	43	35	3.6	...	4
20...	123	48	14	13	1	34	21	13	13	...	6.1	33	38	3.9	...	4
21...	105	44	44	43	1	42	107	4.0
24...	147	50	50	49	1	16	...	5.4	32	51	4.8
25...	13	6	6	6	2
29...	101	36	36	34	2	12	25000	6.6	24	64	5.6
30...	198	65	63	57	6	2	2	15	14500	7.0	46	87	4.3	...	9
31...	94	36	36	36	35	106	3.9	...	2
N-3.....	*3033	1019	930	839	91	84	63	21	...	5	350	11000	6.0	622	53	4.5	3	75
1...	*143	51	50	31	19	1	17	10000	7.0	30	54	2.9	3	4
2...	*250	102	102	72	30	35	11000	6.5	61	61	2.7	...	7
3...	346	106	105	93	12	1	1	43	8000	6.6	59	50	4.4	...	5
4...	349	132	132	119	13	44	7500	5.4	85	44	4.6	...	7
5...	146	44	39	37	2	5	5	18	9500	6.2	25	68	4.9	...	3
6...	140	38	34	34	...	4	4	15	...	5.7	22	85	5.2	...	3
7...	150	45	38	38	...	7	7	14	...	5.0	30	53	5.0	...	3
9...	316	107	107	103	4	30	11000	5.8	77	47	4.8	...	6
10...	486	158	148	142	6	6	2	4	...	4	48	9500	5.5	98	46	4.9	...	16
11...	148	42	41	41	...	1	1	20	...	6.6	21	70	5.6	...	3
12...	35	10	10	10	5	...	6.2	5	70	5.6	...	1
13...	49	14	14	14	6.3	7	70	5.6	...	3
14...	154	47	47	47	24	19500	6.9	23	78	5.3	...	6
16...	253	103	47	42	5	56	39	17	26	...	5.4	63	47	4.3	...	3
17...	68	20	16	16	...	4	4	4	16	46	4.5	...	3
N-4.....	*4673	1465	1364	1247	117	92	74	18	...	9	506	8500	6.2	918	51	4.7	2	130
1...	*202	64	64	64	25	14500	7.8	37	62	4.1	...	3
2...	118	39	31	28	3	2	1	1	...	6	15	9500	6.2	20	53	5.0	1	3
3...	167	50	44	41	3	4	3	1	...	2	15	5500	5.6	33	89	4.9	...	6
4...	114	35	32	32	...	3	3	15	7000	5.9	17	36	4.5	...	4
5...	214	77	77	66	11	23	8000	5.9	51	55	4.4	...	5
6...	*118	34	34	20	14	8	...	5.9	24	35	4.2	...	2
7...	157	44	44	41	3	19	8000	6.2	25	46	4.9	...	5
8...	160	45	45	42	3	20	8000	6.0	25	46	5.0	...	6
9...	50	22	19	16	3	3	...	3	7	...	6.4	13	40	3.9
10...	186	59	58	58	...	1	1	17	6500	5.4	41	52	5.1	...	3
12...	216	73	70	63	7	3	3	20	11500	6.8	52	50	4.3	1	7
13...	267	89	87	67	20	2	...	2	34	6000	6.2	47	40	4.1	...	6
14...	443	148	124	105	19	24	17	7	45	7000	6.2	100	42	4.4	...	15
15...	352	110	110	102	8	45	10000	6.5	64	50	4.3	...	14
16...	184	47	47	44	3	17	6500	5.7	29	43	5.1	...	7
17...	271	84	64	61	3	19	18	1	...	1	44	8000	6.7	38	55	4.5	...	7
18...	372	112	112	97	15	38	7500	6.2	72	47	5.0	...	8
19...	332	104	84	82	2	20	20	31	7500	6.1	70	45	4.4	...	10
20...	183	44	43	43	...	1	1	19	9500	6.2	25	55	5.4	...	7
21...	170	50	47	47	...	3	3	15	...	5.8	34	57	5.9	...	4
22...	160	56	56	56	14	...	5.9	42	65	5.5	...	1
23...	237	79	72	72	...	7	7	20	...	5.7	59	60	5.0	...	7
O-1.....	*6312	2121	1777	1575	202	307	185	122	...	37	751	8000	6.2	1256	44	4.2	...	165
1...	200	48	30	29	1	17	17	1	14	12000	9.1	34	59	4.8	...	5
2...	161	111	70	26	44	36	1	35	...	5	11	...	6.0	83	44	1.8	...	7
3...	262	66	36	34	2	29	26	3	...	1	29	7000	7.6	37	50	5.1	...	6
4...	*140
5...	123	36	31	31	...	5	3	2	23	8000	7.7	13	49	4.5	...	1
6...	149	41	39	39	...	2	2	17	8500	6.6	24	43	5.0	...	8
7...</																		

Table 2.—CHARACTERISTICS OF HOUSING UNITS, BY BLOCKS: 1960—Con.

["Total population" contains no persons in group quarters unless preceded by asterisk: one asterisk (*) denotes less than 10 percent; two asterisks (**), 10 percent or more]

Blocks within census tracts	Total population	All housing units by condition and plumbing									Occupied housing units							
		Total	Sound			Deteriorating			Dilapidated	Owner occupied			Renter occupied			Occupied by non-white	1.01 or more persons per room	
			Total	With all plumbing facilities	Lacking some or all facilities	Total	With all plumbing facilities	Lacking some or all facilities		Total	Average value (dollars)	Average number of rooms	Total	Average contract rent (dollars)	Average number of rooms			
								With flush toilet										No flush toilet
10...	185	68	42	39	3	23	15	8	...	3	27	8000	6.0	36	39	4.4	...	5
11...	375	123	120	90	30	3	3	41	6500	5.1	79	41	4.4	...	11
12...	*60	22	22	21	1	7	...	5.9	14	46	4.0	...	1
13...	212	70	68	68	...	2	38	6000	5.6	31	47	4.5	...	5
14...	78	25	25	25	...	3	14	6000	5.7	11	47	4.7	...	2
15...	137	46	43	43	...	3	24	6000	5.8	20	47	4.6	...	3
16...	*307	120	87	61	26	33	6	27	24	...	5.5	89	32	4.0	...	9
17...	476	158	118	108	10	27	23	4	...	13	48	7500	6.2	95	41	4.7	...	17
18...	360	120	108	91	17	12	11	1	49	9000	6.8	64	42	4.2	...	9
19...	82	34	29	27	2	3	...	3	...	2	16	8000	6.3	14	44	3.9	...	2
20...	110	41	28	25	3	13	7	6	19	5500	6.7	17	46	3.4	...	4
21...	116	52	45	27	18	7	1	6	17	5500	4.9	32	32	3.7	...	2
22...	132	59	53	44	9	6	2	4	18	...	4.4	37	38	4.0	...	4
23...	129	47	45	45	...	2	2	13	...	4.7	34	51	4.6	...	5
24...	247	89	80	80	...	9	9	30	8000	5.9	51	43	4.5	...	9
25...	232	70	56	54	2	12	9	5	...	2	24	10500	6.1	41	44	4.6	...	6
26...	*140	56	53	48	5	3	2	1	18	7500	5.6	36	47	3.9	...	3
27...	120	47	47	45	2	19	5500	5.5	25	50	3.6	...	1
28...	107	37	28	28	...	8	8	1	11	...	5.5	24	85	4.6	...	2
29...	35	25	13	11	2	3	...	3	...	9	3	14	31	3.8	...	2
30...	103	38	38	38	12	...	4.4	24	39	4.2	...	4
31...	45	16	16	16	6	...	5.8	9	49	4.9	...	1
32...	58	18	18	17	1	6	...	5.5	11	40	4.8	...	1
33...	207	77	64	51	13	13	4	9	24	8500	6.1	50	35	4.0	...	5
34...	353	104	104	102	2	32	19500	6.6	71	52	4.8	...	8
35...	149	55	55	52	3	25	11500	6.7	30	60	4.4	...	1
0-2.....	*4470	1440	1362	1285	77	55	49	6	...	23	181	7500	6.3	1172	57	4.2	1	206
1...	*192	69	69	63	6	27	6500	7.2	35	52	4.2	...	4
2...	207	68	68	57	11	27	7000	7.1	36	46	4.2	...	8
3...	180	61	61	59	2	23	7000	7.5	33	41	4.8	...	1
4...	104	68	65	29	36	3	...	3	8	...	6.4	26	32	4.5	...	1
5...	186	60	60	46	14	18	6500	6.4	40	38	4.5	...	4
6...	296	111	58	54	4	30	29	1	...	23	21	6500	5.0	69	34	4.5	...	9
7...	375	117	95	91	4	22	20	2	40	8000	5.7	72	42	4.6	...	14
8...	425	117	117	117	6	11000	5.2	110	63	4.2	...	30
9...	365	101	101	101	5	11000	4.6	94	61	4.3	...	16
10...	238	66	66	66	2	64	62	4.0	1	16
11...	620	189	189	189	4	184	65	4.0	...	39
12...	159	52	52	52	51	64	3.8	...	10
13...	290	88	88	88	87	56	4.0	...	17
14...	131	52	52	52	52	53	3.7	...	4
15...	206	68	68	68	66	71	4.1	...	8
16...	369	111	111	111	111	61	4.1	...	20
17...	127	42	42	42	42	62	4.1	...	5
0-3.....	*3296	1095	804	664	140	143	115	27	1	148	378	5500	6.3	630	39	4.3	1	114
1...	50	11	11	10	1	11	51	5.3	...	2
2...	121	45	41	35	6	4	3	1	4	36	57	5.4	...	1
3...	111	45	2	2	...	17	14	3	...	26	10	...	5.9	28	36	4.2	...	3
4...	57	27	10	8	2	17	4	20	26	4.3	1	1
5...	*166	59	54	30	24	5	2	3	15	9000	7.3	40	34	3.3	...	6
6...	*152	61	59	42	17	1	...	1	...	1	29	5000	6.5	25	31	3.9	...	2
7...	161	68	62	27	35	3	3	3	26	4500	7.2	39	36	3.3	...	2
8...	*140	45	31	31	...	11	10	1	...	3	18	8000	7.7	21	44	4.8	...	5
9...	215	68	23	45	15	...	5.6	47	35	4.7	...	9
12...	203	63	63	62	1	21	4500	6.7	34	33	4.7	...	7
13...	176	55	45	44	1	9	9	34	4500	6.4	17	44	5.2	...	3
14...	250	75	62	55	7	8	8	30	5000	7.0	41	41	3.9	...	8
15...	232	70	69	69	...	1	1	22	4000	6.0	47	32	4.4	...	12
16...	159	49	49	49	16	6000	5.8	33	41	4.8	...	5
17...	64	29	20	18	2	7	5	2	...	2	11	...	5.9	15	95	4.3	...	2
19...	138	36	29	26	3	7	3	4	11	5500	6.6	21	36	4.9	...	8
20...	146	48	39	25	14	9	4	4	1	...	23	5500	5.7	22	33	4.0	...	7
21...	12	5	2	2	...	3	2	1	1	4	1
22...	104	29	22	22	...	6	3	3	...	1	13	...	6.4	15	42	4.5	...	6
23...	86	29	27	26	1	2	2	7	...	6.7	21	45	4.4	...	2
24...	168	42	42	31	11	25	5500	6.1	17	35	4.2	...	7
25...	**147	37	35	23	12	1	1	1	17	5500	6.1	20	30	4.3	...	2
26...	108	49	40	35	5	7	7	2	10	...	5.4	29	30	4.4	...	7
27...	130	50	9	7	2	...	41	16	5000	5.0	27	51	4.4	...	6
0-4.....	851	289	176	166	10	97	79	18	...	16	76	5500	5.8	200	32	4.6	...	27
1...	97	33	11	3	8	18	16	2	...	4	11	5000	6.5	18	30	4.7	...	4
5...	136	41	37	36	1	4	2	2	11	...	5.4	30	34	5.0	...	5
6...	79	26	17	17	...	9	7	2	9	8000	5.7	16	34	4.6	...	1
7...	204	68	64	63	1	3	3	15	5000	6.1	52	33	4.5	...	7
8...	193	67	29	29	...	30	19	11	...	8	15	4500	5.4	48	29	4.6	...	5
9...	89	37	17	17	...	20	19	1	12	...	5.5	24	34	3.9	...	2
10...	19	6	6	6	6	37	4.8	...	1
14...	34	11	1	1	...	7	7	3	3	6	27	4.7	...	2
P-1-A...	*1298	464	395	330	65	62	38	16	8	7	124	6000	5.8	300	35	4.4	...	37
1...	52	14	14	14	13	37	4.5	...	4
2...	123	32	20	20	...	12	12	11	5500	5.6	21	41	4.7	...	6
3...	146	45	45	39	6	15	6000	5.5	28	40	4.6	...	5

City Block Characteristics

Table 2.—CHARACTERISTICS OF HOUSING UNITS, BY BLOCKS: 1960—Con.

["Total population" contains no persons in group quarters unless preceded by asterisk; one asterisk (*) denotes less than 10 percent; two asterisks (**), 10 percent or more]

Blocks within census tracts	Total population	All housing units by condition and plumbing									Occupied housing units									
		Total	Sound			Deteriorating			Dilapidated	Owner occupied			Renter occupied			Occupied by non-white	1.01 or more persons per room			
			Total	With all plumbing facilities	Lacking some or all facilities	Total	With all plumbing facilities	Lacking some or all facilities		Total	Average value (dollars)	Average number of rooms	Total	Average contract rent (dollars)	Average number of rooms					
4...	342	127	100	85	15	20	12	8	7	32	7000	6.3	94	32	4.1	...	6			
5...	163	58	57	44	13	1	16	5500	5.9	34	32	4.4	...	7			
6...	24	8	8	7	1	5	...	5.8	3			
7...	90	38	27	14	13	11	...	5	6	5	...	5.2	19	32	4.8	...	3			
8...	137	51	51	47	4	9	...	5.3	40	39	4.5	...	2			
9...	87	35	35	29	6	6	...	5.2	26	39	4.8	...	2			
10...	27	14	14	9	5	5	...	5.8	7	42	4.1			
11...	11	8	5	5	...	3	...	3	...	3	2			
12...	14	8	7	6	1	1	1	4	2			
13...	62	20	20	19	1	9	5000	6.0	9	26	4.1	...	2			
14...	**20	6	6	6	4	2			
P-1-B...	*2898	1043	1043	1040	3	20	6500	4.9	1003	55	3.8	...	150			
4...	*388	161	161	161	158	53	3.6	...	14			
5...	194	42	42	42	42	70	4.3	...	21			
6...	**105	27	27	25	2	7	...	5.9	18	39	5.3	...	3			
7...	336	152	152	152	150	51	3.6	...	4			
8...	113	58	58	58	3	52	52	3.5	...	2			
9...	134	51	51	51	50	56	3.9	...	6			
11...	569	218	218	218	3	210	53	3.8	...	24			
12...	361	138	138	138	1	133	50	3.7	...	10			
14...	698	196	196	195	1	6	...	4.3	190	66	3.9	...	66			
P-1-C...	1529	485	415	395	20	65	57	8	...	5	143	9500	5.6	326	46	4.8	...	45		
3...	58	24	15	15	...	9	8	1	1	...	22	35	4.7	...	1			
4...	265	87	52	49	3	32	26	6	...	3	14	6500	5.5	67	47	4.7	...	8		
5...	147	53	35	33	2	16	15	1	...	2	17	9500	5.4	34	48	4.6	...	4		
9...	36	13	8	8	...	5	3	...	10	42	4.3	...	2			
10...	124	46	46	42	4	13	12500	5.3	30	48	4.4	...	4
11...	259	75	75	69	6	22	11000	5.3	53	50	5.0	...	3
12...	172	60	60	59	1	24	9500	5.3	35	46	4.7	...	3
18...	39	7	5	5	...	2	3	2		
19...	6	1		
24...	277	81	80	76	4	1	1		
25...	146	38	38	38	33	9000	6.2	47	48	5.0	...	6			
										13	...	5.9	23	44	5.7	...	6			
P-2.....	*4505	1375	1330	1277	53	43	33	10	...	2	376	10500	5.8	958	52	5.2	2	105		
4...	126	45	31	28	3	14	9	5	12	...	4.9	29	38	4.8	...	1		
5...	292	93	89	85	4	4	4	21	...	5.0	71	39	5.0	...	7		
6...	385	110	110	103	7	28	...	5.1	80	47	5.2	...	8		
7...	350	97	94	94	...	3	3	33	...	5.7	63	51	5.3	...	9		
8...	373	114	112	111	1	3	2	39	...	6.2	71	47	5.2	...	14		
9...	376	114	113	109	4	1	1	33	13500	6.1	79	52	5.3	...	8		
11...	76	28	23	19	4	1	7	...	4.9	19	39	4.1	1	4		
12...	**253	67	62	62	...	5	5	19	...	6.0	47	58	5.3	...	5		
13...	10	4		
14...	325	95	95	87	8	32	11500	6.4	58	51	4.9	...	9		
15...	191	60	60	60	25	9000	6.2	33	53	4.9	...	3		
16...	147	48	43	43	...	5	14	...	6.0	32	54	5.2	...	4		
17...	109	46	45	43	2	7	...	5.7	37	60	4.8	...	1		
18...	155	48	48	48	1	6	...	7.0	41	75	5.6	...	3		
19...	*119	41	40	39	13	...	5.6	26	54	5.2	...	1		
20...	361	111	111	100	11	20	...	5.9	87	62	5.6	...	6		
21...	79	25	25	8	15000	5.9	16	62	4.9	...	1			
22...	6	1		
23...	109	30	30	30	30	65	5.2	...	3		
24...	325	89	89	85	4	22	...	5.8	66	52	5.2	...	10		
25...	24	8	8	8	3	5	56	5.2		
27...	62	18	18	18	2	14	47	4.9	...	3		
29...	14	7	3	3	...	4	1	3	3	4	1	...		
31...	65	23	23	22	1	8	...	5.1	15	50	4.9	...	1		
32...	173	53	53	50	3	20	6500	5.6	31	48	5.1	...	4			
P-3.....	*3311	1042	957	867	90	70	54	16	...	15	273	9500	6.1	696	57	4.9	55	82		
1...	312	100	100	87	13	26	12500	6.2	73	67	5.0	...	4		
2...	*203	55	55	53	2	13	...	6.5	42	53	5.7	...	5		
3...	123	38	38	36	2	16	10500	6.3	22	54	5.0	...	5		
4...	326	100	99	76	23	1	26	9000	6.8	73	53	4.4	...	9		
5...	91	27	27	27	9	...	5.7	18	58	4.9	...	2		
6...	184	56	52	52	...	4	4	24	13000	5.8	31	59	5.2	...	4		
7...	166	59	39	27	12	20	14	6	16	6000	5.4	40	43	4.6	...	2		
8...	207	64	41	40	1	13	13	12	...	6.2	35	42	5.0	...	8		
9...	58	21	19	7	...	5.1	10	42	4.9	...	3		
10...	431	114	101	101	...	13	10	3	39	7000	6.0	69	60	5.7	32	12		
11...	322	117	103	103	...	11	11	9	...	6.3	81	62	4.9	14	9		
12...	110	31	31	31	4	25	47	5.4	1	3		
13...	109	34	34	34	7	...	5.1	37	85	4.8	...	3		
14...	76	24	24	24	11	...	6.7	15	51	5.1	...	1		
15...	183	71	63	45	18	8	2	6	12	...	6.1	50	51	4.0	1	5		
16...	315	97	97	89	8	37	8000	6.0	59	54	5.1	...	6		
17...	31	11	11	9	2	5	...	5.6	5	41	4.0	...	1		
18...	64	23	23	14	9	23	69	5.0	1	...			
P-4.....	*3035	967	565	555	10	290	277	13	...	112	216	8500	6.3	672	59	4.6	129	110		
1...	195	72	48	45	3	22	18	4	12	6000	8.0	54	53	4.5	5	7		

Table 2.—CHARACTERISTICS OF HOUSING UNITS, BY BLOCKS: 1960—Con.

["Total population" contains no persons in group quarters unless preceded by asterisk; one asterisk (*) denotes less than 10 percent; two asterisks (**), 10 percent or more]

Blocks within census tracts	Total population	All housing units by condition and plumbing									Occupied housing units								
		Total	Sound			Deteriorating			Dilapidated	Owner occupied			Renter occupied			Occupied by non-white	1.01 or more persons per room		
			Total	With all plumbing facilities	Lacking some or all facilities	Total	With all plumbing facilities	Lacking some or all facilities		Total	Average value (dollars)	Average number of rooms	Total	Average contract rent (dollars)	Average number of rooms				
																		With flush toilet	No flush toilet
2...	204	65	54	54	...	9	8	1	...	2	14	...	4.8	44	47	4.5	10	13	
3...	149	48	36	36	...	10	10	2	17	...	5.5	26	60	4.4	12	5	
4...	108	30	24	23	1	4	3	1	9	...	5.3	18	49	5.1	10	7	
5...	262	93	5	5	...	35	33	2	...	53	12	...	6.5	65	51	4.8	31	10	
6...	131	51	6	6	...	30	30	15	7	...	5.7	39	32	4.1	4	6	
7...	90	22	5	5	...	17	17	7	...	5.6	15	46	5.1	3	3	
8...	232	69	17	17	...	24	24	28	11	...	4.8	56	34	4.4	12	8	
9...	42	12	9	9	3	11	38	4.8	5	2	
10...	130	42	35	33	2	4	4	3	15	...	6.0	21	53	4.6	4	3	
11...	263	73	37	37	...	36	36	12	...	6.9	55	44	5.1	17	8	
12...	220	70	49	46	3	21	17	4	19	7500	6.9	40	45	5.1	...	6	
14...	*308	70	18	18	...	51	51	1	21	7900	5.7	48	50	5.5	11	19	
15...	257	99	99	99	17	9500	5.9	80	59	4.2	...	7	
16...	240	99	97	97	1	1	1	1	22	10500	7.4	72	99	3.9	3	3	
17...	**204	52	35	34	1	17	16	1	21	10500	7.6	28	83	4.7	2	3	
P-5.....	*3916	1074	482	463	19	561	414	145	2	31	233	7000	6.3	755	49	5.0	474	161	
1...	*319	76	75	75	...	1	1	42	9000	7.6	33	60	4.2	7	11	
2...	259	74	63	57	6	8	8	3	17	...	6.0	56	53	4.9	20	10	
3...	71	20	20	20	3	13	51	5.2	8	3	
4...	110	30	5	4	1	21	21	5	...	4.6	24	59	5.0	5	4	
5...	74	20	4	4	...	14	14	2	3	16	59	5.1	4	3	
6...	223	56	48	48	8	8	...	5.5	45	45	5.5	31	8	
7...	233	62	1	1	...	61	61	11	...	5.1	50	42	5.2	30	9	
8...	111	28	28	28	4	21	42	4.8	11	8	
9...	250	63	1	1	...	59	59	3	13	...	5.5	42	48	5.5	32	16	
10...	*439	112	93	92	1	10	10	9	30	8500	7.7	74	53	5.0	40	14	
11...	226	60	40	40	...	20	20	11	7000	5.7	41	54	5.4	48	10	
12...	272	70	12	12	...	58	16	42	7	6500	6.1	56	50	5.3	59	13	
13...	*409	122	13	6	7	109	30	77	2	...	17	4500	5.8	93	44	4.9	58	15	
14...	**46	22	2	...	2	20	4	16	3	19	27	3.6	3	5	
15...	118	34	8	6	2	*25	15	10	...	1	7	5000	7.1	25	37	4.5	6	6	
16...	308	74	54	54	...	19	19	18	7000	5.8	54	47	5.5	31	15	
17...	185	56	40	40	...	16	16	15	8500	6.8	35	55	4.7	45	9	
18...	241	87	68	68	...	19	19	19	7500	5.4	52	49	5.1	36	7	
19...	22	8	3	3	...	5	5	6	52	4.7	...	1	
P-6.....	*3625	1267	1032	895	137	224	156	68	...	11	327	10000	6.6	875	60	3.7	28	97	
1...	24	8	8	8	3	5	56	4.8	
2...	82	30	30	30	13	11500	6.8	17	49	3.5	...	1	
3...	*87	16	16	16	8	...	6.8	8	64	3.3	...	4	
4...	79	79	77	2	23	16000	6.4	45	65	4.8	...	3	
5...	*318	151	150	110	40	1	1	39	8500	6.9	110	56	3.6	3	8	
6...	394	114	95	84	11	19	19	33	8000	6.2	74	51	4.1	6	10	
7...	338	194	121	82	39	73	14	59	11	8000	4.0	167	58	2.2	1	10	
8...	288	81	51	32	19	30	30	5	...	4.6	70	59	4.0	9	9	
9...	*274	2	
10...	**15	2	
11...	51	15	13	9	4	2	2	8	...	8.5	7	65	3.3	
12...	*68	30	19	15	4	11	4	7	10	14500	8.3	16	57	2.8	1	...	
13...	449	113	69	69	...	38	37	1	57	11000	7.0	53	59	5.3	5	15	
14...	278	103	66	51	15	32	31	1	6	9000	6.5	84	55	4.0	1	9	
15...	63	17	16	16	...	1	1	11	...	6.8	6	63	5.8	...	1	
16...	62	24	23	20	3	4	4	13	12500	7.2	11	59	3.0	
17...	155	61	61	61	16	...	6.4	44	75	4.4	...	2	
18...	199	100	96	96	17	13000	8.1	78	83	3.1	...	4	
19...	124	39	30	30	...	9	9	10	...	5.6	27	64	5.0	...	3	
20...	110	26	26	26	9	...	6.1	16	58	5.5	...	5	
21...	62	16	16	16	7	...	6.4	9	58	5.0	2	4	
22...	12	3	
23...	172	45	42	42	...	3	3	15	...	5.5	28	55	5.3	...	8	
Q-1.....	905	387	85	57	28	281	215	66	...	21	68	4500	5.2	255	33	4.3	10	31	
6...	8	2	4	14	42	4.6	...	3
10...	58	21	5	4	1	16	12	4	2	7	42	4.4	...	1	
11...	28	10	3	2	1	7	5	2	4	18	30	3.9	...	6
12...	46	24	4	4	...	16	13	3	3	14	42	4.4	...	3
13...	55	20	4	3	1	16	12	4	4
14...	8	3
15...	27	17	2	2	...	9	9	6	11	29	3.8	...	1
20...	97	35	7	5	2	28	21	7	7	4500	5.3	23	42	4.6	...	4	
21...	66	44	3	...	3	37	37	4	...	3.9	36	23	5.0	3	...	
22...	32	17	1	...	1	13	13	3	14	29	3.9
24...	14	4
27...	7	3	6	41	4.7
28...	26	9	9	9	2
29...	66	25	2	1	23	19	4	3	20	37	4.3	
30...	4	2
32...	103	47	15	11	4	31	16	15	11	3500	5.3	18	35	4.8	...	5	
33...	68	44	26	16	10	18	1	17	7	...	5.7	26	27	3.0	...	3	
34...	76	22	5	3	2	14	7	7	3	...	5.6	10	31	4.0	...	4	
52...	116	38	6	6	...	32	30	2	9	...	5.4	25	34	4.5	...	5	
Q-2.....	*2698	1011	541	514	27	305	247	47	11	165	65	5000	6.1	804	44	4.3	204	116	
1...	34	15	12	9	3	3	3	2	1	...	3	7	25	3.6	...	2	
2...	*119	43	41	39	2	2	1	1	4	37	42	5.1	8	1	
3...	20	27	4	3	1	19	5	14	1	12	22	3.2	9	...	

City Block Characteristics

Table 2.—CHARACTERISTICS OF HOUSING UNITS, BY BLOCKS: 1960—Con.

["Total population" contains no persons in group quarters unless preceded by asterisk; one asterisk (*) denotes less than 10 percent; two asterisks (**), 10 percent or more]

Blocks within census tracts	Total population	All housing units by condition and plumbing										Occupied housing units							
		Total	Sound			Deteriorating				Dilapidated	Owner occupied			Renter occupied			Occu- pied by non- white	1.01 or more per- sons per room	
			Total	With all plumb- ing facil- ities	Lack- ing some or all facil- ities	Total	With all plumb- ing facil- ities	Lacking some or all facilities			Total	Average value (dollars)	Average num- ber of rooms	Total	Average con- tract rent (dollars)	Average num- ber of rooms			
								With flush toilet	No flush toilet										
4...	1	1
5...	*75	59	59	2	31	27	3.9	28	1	2	
6...	46	15	4	4	...	11	1	14	38	4.7	7	1	10	
7...	165	76	73	60	13	3	...	3	...	1	69	48	3.4	
8...	33	24	24	23	1	22	32	3.7	11	
10...	3	4	
11...	24	11	11	11	3	8	28	4.1	
12...	29	11	8	8	...	3	3	1	10	27	4.7	
13...	3	4	
14...	41	17	17	12	5	3	12	36	4.5	1	...	2	
15...	91	45	45	42	3	...	1	36	28	4.8	17	...	2	
16...	19	8	3	2	1	5	7	30	5.0	4	
17...	31	23	23	2	12	29	4.6	7	...	1	
18...	70	43	15	14	1	...	28	18	32	4.4	9	...	2	
19...	24	29	3	3	...	26	1	9	28	4.4	5	
20...	107	34	1	1	...	31	31	...	2	11	4000	7.5	15	34	4.7	8	...	4	
21...	7	4	
22...	6	4	
23...	106	38	37	34	3	...	1	6	4000	7.3	29	24	3.9	10	5	
24...	...	1	
25...	61	27	1	1	...	26	22	4	...	1	25	32	4.7	19	...	1	
28...	24	17	1	1	...	15	4	1	10	1	16	39	3.0	6	
29...	36	12	2	2	...	10	9	1	12	34	5.0	2	...	3	
30...	17	5	5	5	1	4	4	
31...	2	6	5	4	1	...	1	2	
32...	205	61	3	3	...	58	51	7	...	12	5500	7.8	46	55	5.3	17	...	6	
33...	583	156	156	156	156	50	4.3	14	...	33	
34...	716	191	191	190	1	1	189	55	4.3	16	...	41	
Q-3.....	*4415	1358	735	719	16	500	367	132	1	123	216	7500	6.8	1047	54	4.4	385	209	
1...	17	8	5	5	3	2	1	
2...	555	145	145	144	1	12	8500	4.5	133	60	4.3	6	37	
3...	840	232	232	232	230	55	4.2	93	...	58	
4...	184	48	48	48	5	6000	4.8	42	52	4.2	1	...	15	
5...	*340	93	63	61	2	24	17	7	...	6	20	6000	6.3	68	49	5.0	7	10	
6...	*244	100	5	5	...	50	47	3	...	45	18	4500	7.5	59	38	4.5	14	10	
7...	78	26	17	13	4	8	8	5	...	7.0	19	46	5.2	3	...	2	
8...	297	84	61	60	1	18	17	1	...	5	24	8500	7.0	54	60	5.6	34	13	
9...	256	69	37	35	2	27	21	6	...	5	20	9500	6.7	40	58	5.2	23	12	
10...	*649	172	75	71	4	91	86	4	1	6	27	9000	7.1	140	60	5.0	70	21	
11...	301	124	3	3	...	103	64	39	...	18	22	5500	7.8	88	51	3.3	23	7	
12...	*89	28	7	7	...	8	8	1	...	13	6	...	7.2	17	49	5.2	7	2	
14...	76	26	1	1	...	23	22	1	...	2	5	6500	8.6	17	64	5.4	6	2	
15...	*239	126	107	40	67	...	19	20	10000	6.0	89	46	2.4	35	10	
16...	149	46	31	29	2	15	13	2	21	8000	7.2	25	60	4.6	35	4	
17...	101	31	10	10	...	21	20	1	8	3500	6.1	23	61	4.9	28	5	
Q-4.....	*2501	795	378	375	3	342	310	32	...	75	161	6500	6.4	533	50	4.6	121	76	
1...	32	20	16	4	12	...	4	4	8	27	4.6	...	2	
2...	9	4	
4...	23	11	4	
5...	94	22	19	19	3	6	...	5.5	15	30	4.9	4	8	
6...	*189	54	1	1	...	51	48	3	...	2	12	4500	6.4	39	34	5.2	2	8	
7...	16	4	
8...	*367	72	25	25	...	41	41	6	13	7000	5.6	51	57	4.5	...	15	
9...	*173	61	61	61	15	6500	5.3	45	64	4.0	...	3	
10...	191	37	37	37	...	37	35	2	...	1	14	5500	6.4	57	38	4.5	6	3	
11...	222	68	27	27	...	30	30	11	12	...	6.0	46	43	5.1	6	7	
12...	*305	110	14	13	1	60	60	36	20	3500	6.1	71	54	4.7	31	10	
13...	314	94	68	68	...	26	26	17	6500	8.9	59	58	5.0	12	11	
14...	*419	145	103	101	2	39	24	15	...	3	21	8000	6.5	105	53	4.5	35	7	
15...	147	55	37	37	...	14	14	4	18	9000	5.9	31	55	4.6	25	2	
Q-5.....	*3840	1333	465	437	28	740	668	70	2	128	275	6500	6.0	866	42	4.7	139	143	
1...	79	27	13	13	...	3	3	11	5	7000	6.2	15	34	5.3	3	3	
2...	158	51	3	3	...	35	35	13	7	5000	5.0	32	36	5.2	9	10	
3...	105	35	9	9	...	20	20	6	6	6500	6.8	24	41	5.4	...	2	
4...	151	48	28	28	...	8	8	12	10	8500	5.4	34	37	4.9	...	8	
5...	103	42	32	32	...	7	7	3	8	...	4.4	29	31	4.3	...	3	
6...	177	52	36	36	...	16	16	12	6000	5.4	38	35	4.8	1	8	
7...	214	83	61	56	5	19	16	3	...	3	15	...	5.1	62	33	4.6	2	7	
8...	32	11	8	5	3	3	2	1	3	8	28	4.6	...	1	
9...	24	10	4	4	...	6	2	4	1	9	23	3.8	...	1	
10...	172	56	38	32	6	12	8	4	...	6	18	6500	5.4	35	32	4.6	...	6	
11...	39	10	7	7	...	3	2	1	2	8	35	5.0	2	1	
12...	170	63	41	35	6	15	14	1	...	7	16	...	5.2	40	41	4.6	7	4	
13...	191	66	20	18	2	46	41	4	1	...	15	6000	5.2	44	37	4.4	1	5	
14...	83	24	10	10	...	11	11	3	8	...	5.4	13	42	4.8	...	5	
15...	164	59	35	35	...	24	24	15	...	5.8	38	42	4.7	1	5	
16...	220	62	40	40	...	22	20	2	15	...	5.9	46	44	4.8	...	7	
17...	*158	61	27	25	2	22	21	1	...	12	17	6000	7.2	30	48	4.6	1	...	
18...	84	28	14	14	...	8	8	6	13	6500	6.5	9	43	4.7	4	2	
19...	231	73	12	11	1	59	58	1	...	2	4	58	45	5.2	11	10	
20...	190	80	68	52	16	...	12	6	4500	7.0	50	46	4.7	16	7	
21...	163	67	1	1	...	60	45	15	...	6	5	6000	5.2	46	51	4.6	17	8	
22...	114	36	17	14	3	17	15	2	...	2	7	...	5.7	19	34	4.6	3	10	

Table 2.—CHARACTERISTICS OF HOUSING UNITS, BY BLOCKS: 1960—Con.

["Total population" contains no persons in group quarters unless preceded by asterisk: one asterisk (*) denotes less than 10 percent; two asterisks (**), 10 percent or more]

Blocks within census tracts	Total population	All housing units by condition and plumbing										Occupied housing units						
		Sound					Deteriorating					Owner occupied			Renter occupied			
		Total	With all plumbing facilities	Lacking some or all facilities	Total	With all plumbing facilities	Lacking some or all facilities		Dilapidated	Total	Average value (dollars)	Average number of rooms	Total	Average contract rent (dollars)	Average number of rooms	Occupied by non-white	1.01 or more persons per room	
							With flush toilet	No flush toilet										
23...	*332	103	6	6	...	83	83	14	32	5000	7.1	63	44	4.9	20	7
24...	138	49	2	2	...	47	37	9	1	...	5	7000	6.4	33	58	4.7	18	10
25...	126	61	61	59	2	14	...	5.9	34	48	4.2	14	...
26...	222	76	1	1	...	65	61	4	16	...	6.4	49	53	4.3	9	13
R-1....	*3936	1947	801	673	128	800	637	160	3	346	150	4000	5.7	1433	40	4.1	1486	156
1...	50	47	11	11	...	32	29	3	...	4	5	...	5.4	24	29	3.5	23	1
2...	73	53	21	13	8	...	32	4	32	33	3.1	36	4
3...	316	134	72	72	...	48	47	1	...	14	1	118	45	3.8	116	20
4...	81	27	27	27	41	4.4	27	4
5...	168	54	54	54	54	48	3.8	54	12
6...	233	78	78	78	78	49	3.7	76	12
7...	424	174	174	174	1	171	47	3.6	170	14
8...	85	44	29	24	5	15	7	8	4	30	40	4.5	32	3
9...	23	53	24	14	10	29	16	26	3.8
10...	62	41	22	20	2	12	8	3	1	7	6	...	8.0	22	32	4.3	26	2
11...	288	161	25	25	...	45	45	91	4	111	30	4.2	114	14
12...	53	27	7	7	...	10	10	10	24	32	4.8	23	2
13...	32	19	8	8	...	9	9	2	13	33	4.5	13	2
14...	94	35	25	10	15	15	8	2	5	...	6.2	29	34	4.9	34	2
15...	178	86	43	22	21	33	22	11	...	10	23	4000	5.7	61	36	4.5	84	4
16...	117	65	22	8	14	29	23	6	...	14	18	5000	5.3	30	38	4.9	48	4
17...	190	140	51	23	28	87	81	6	...	2	9	4000	2.2	92	37	3.8	101	9
18...	91	50	32	25	7	18	8	8	...	2	6	...	5.2	39	34	3.8	44	3
19...	91	46	38	28	10	8	5	3	13	4000	6.7	27	35	3.6	39	...
20...	104	68	22	12	10	26	18	8	...	20	3	40	39	4.7	34	1
21...	185	101	82	79	3	...	19	11	...	7.6	65	36	4.0	73	6
23...	99	45	1	1	...	35	34	1	...	9	1	26	34	4.6	37	3
24...	90	38	30	24	6	8	6	2	8	...	5.6	25	32	4.7	33	3
25...	48	27	27	19	8	7	...	5.9	18	47	3.3	25	...
26...	78	66	2	...	2	35	35	29	1	50	47	3.3	10	...
27...	100	51	34	34	17	2	40	30	4.7	42	4
28...	225	77	77	77	1	57	59	5.1	58	13
29...	126	63	23	23	...	40	40	4	47	40	3.8	47	5
30...	69	28	5	5	...	23	23	6	5500	5.7	22	35	4.5	26	1
31...	*163	49	41	40	1	...	8	7	3500	6.0	35	44	5.2	41	8
R-2....	**1969	796	258	243	15	284	230	54	...	254	110	4000	6.1	482	38	4.4	317	80
1...	51	47	1	1	46	2	21	30	3.6	23	1
2...	45	20	2	2	18	1	10	31	4.2	11	4
3...	19	28	28	1	9	33	5.1	10	...
6...	...	2
7...	48	38	27	27	11	6	...	7.0	12	33	4.0	16	...
8...	256	125	5	5	...	88	63	25	...	32	21	3500	5.8	67	49	4.4	51	15
9...	103	42	13	12	1	18	18	11	4	26	26	4.6	26	5
10...	*169	57	32	29	3	22	18	4	...	3	8	3500	6.8	36	33	5.1	43	11
11...	3	1
12...	**28	3
13...	*233	103	91	91	...	3	3	9	12	3500	6.3	72	37	4.6	24	7
14...	*156	52	48	48	...	4	4	6	6	5000	5.7	42	43	4.5	31	7
15...	*339	10	5	3	2	...	5	3	6	36	3.8	8	1
16...	**191	42	4	4	...	6	5	1	...	32	4	28	37	4.9	12	11
18...	**77	20	10	9	1	8	5	3	...	2	7	...	4.7	13	34	4.9	1	4
19...	**77	39	12	12	...	9	8	1	...	18	13	4000	6.5	18	44	3.7	...	1
21...	**104	51	13	8	5	10	8	2	...	28	4	37	31	3.1	...	1
22...	**88	28	13	9	4	14	11	3	...	1	10	...	5.9	17	50	4.2	16	3
23...	*235	88	16	15	1	64	51	13	...	8	6	...	6.7	66	36	4.7	45	9
25...	**47
R-3....	*2584	997	305	266	39	314	190	124	...	378	61	6000	4.9	819	42	4.4	717	123
1...	146	50	1	1	...	31	23	8	...	18	1	49	36	4.7	50	8
2...	68	30	9	9	21	2	27	57	4.5	29	2
3...	15	8	1	7	55	4.4	8	1
4...	47	20	1	1	...	14	13	1	...	5	20	40	4.9	19	1
5...	35	22	22	5	5500	4.8	15	37	4.9	20	1
6...	175	81	50	35	15	31	10	21	4	74	41	4.4	78	1
7...	*88	34	10	1	9	23	8	15	...	1	1	27	34	5.0	28	3
8...	125	57	2	2	...	17	17	38	55	34	4.7	55	5
9...	124	60	2	2	...	3	3	55	10	3500	4.5	48	53	4.0	58	4
10...	98	52	2	2	50	2	46	54	4.2	44	3
11...	19	10	10	1	9	26	3.6	10	1
12...	57	20	20	2	15	36	4.6	17	4
13...	72	28	14	5	9	12	3	9	...	2	23	38	5.0	20	4
14...	3	4
17...	32	23	11	...	11	...	12	13	27	4.7	8	1
18...	*118	51	5	3	2	39	36	3	...	7	4	33	40	4.0	10	5
19...	62	33	33	...	33	1	28	34	4.0	20	...
20...	40	23	4	19	3	18	36	5.1	12	1
23...	18	12	3	3	...	9	2	7	3	9	25	3.9
25...	4	5	1	1	...	1	1	3	2
27...	24	11	9	8	1	...	2	1	7	37	4.7
28...	15	8	7	...	7	...	1	1	4
29...	75	21	18	15	3	...	3	20	33	4.8	8	4
30...	46	23	6	5	1	17	14	3	4	11	30	4.4	9	1
31...	21	13	13	13	12	36	3.6

City Block Characteristics

Table 2.—CHARACTERISTICS OF HOUSING UNITS, BY BLOCKS: 1960—Con.

["Total population" contains no persons in group quarters unless preceded by asterisk; one asterisk (*) denotes less than 10 percent; two asterisks (**), 10 percent or more]

Blocks within census tracts	Total population	All housing units by condition and plumbing									Occupied housing units							
		Total	Sound			Deteriorating			Dilapidated	Owner occupied			Renter occupied			Occupied by non-white	1.01 or more persons per room	
			Total	With all plumbing facilities	Lacking some or all facilities	Total	With all plumbing facilities	Lacking some or all facilities		Total	Average value (dollars)	Average number of rooms	Total	Average contract rent (dollars)	Average number of rooms			
							With flush toilet	No flush toilet										
33...	9	4
34...	27	17
35...	93	26	1	1	...	1	1
36...	6	4
37...	116	48
38...	806	199	199	199
S-1.....	**6350	1903	1874	1847	27	21	15	6	...	8	88	11500	4.7	1734	69	3.4	491	177
3...	164	104	101	84	17	2	2
4...	87	37	37	34	3
5...	**53	13	12	12	...	1	1
6...	139	100	100	100
8...	266	172	172	171	1
14...	**632	212	210	208	2	2	2	11000	3.4	155	72	2.9	2	2
15...	**803	14	14	14	8500	2.5	199	123	2.9	10	...
17...	**1052	229	229	229
20...	86	67	67	67	8500	4.6	204	67	3.0	6	18
24...	79	65	65	65
25...	134	96	87	87	...	3	3	66	2.1	...	2
26...	7	4	6	81	2.5	2	3
27...	**316	80	80	79	1
29...	120	92	92	92	9	18500	4.0	67	104	3.9	1	1
37...	8	5	5	4	1	88	64	2.3	...
38...	31	15	3	1	2	12	6	6	4
39...	13	4	2	12	35	3.3	7
45...	2360	594	594	594	10	9000	4.4	581	49	4.4	459	143
S-2.....	*3640	1241	905	900	5	247	224	23	...	89	74	14000	4.8	1120	55	4.1	26	173
1...	65	26	6	6	...	9	4	11	15	34	4.8	2
2...	166	59	3	3	...	30	25	5	...	26	4	46	36	4.9	4
3...	7	2
4...	*119	60	5	5	...	24	16	8	...	31	10	6500	6.3	30	33	4.3	3	4
5...	50	18	18	18	16	41	4.3	15
6...	5	4
8...	40	18	9	9
9...	108	35	32	30	2	3	3	9	4	14	33	4.1	...
10...	**462	118	106	105	1	4	29	52	4.9	6
14...	141	52	52	52	12	18000	4.3	102	54	4.3	...	22
15...	121	49	46	46	...	3	3	1	51	70	3.9	6
16...	223	65	62	62	...	3	3	4	47	53	3.9	2
17...	176	48	48	48	61	72	4.1	12
18...	147	60	60	60	1	47	56	4.4	11
19...	152	57	57	60	8	18500	4.0	52	49	3.8	1	
20...	119	50	51	51	1	56	52	4.0	6
21...	154	60	55	55	...	19	19	49	53	3.8	5
22...	123	33	16	16	...	5	5	3.7	53	65	3.6	8	
23...	150	45	30	29	1	17	17	4	29	62	4.1	9
24...	141	60	43	43	...	17	16	1	1	59	49	3.7	6
25...	163	61	44	43	1	17	17	2	59	67	3.8	8
26...	196	51	30	30	...	21	21	50	56	4.5	12
27...	137	48	30	30	...	18	18	1	47	47	3.8	8
28...	146	45	34	34	...	11	11	45	51	4.0	10
29...	167	57	51	51	...	6	6	57	56	4.1	4
30...	79	40	36	36	...	4	4	2	38	47	3.5	2
31...	83	20	19	19	...	1	1	1	19	66	4.7	7
S-3.....	*3645	1255	477	419	58	568	416	152	...	210	243	6000	6.4	876	47	4.4	326	121
1...	111	38	6	6	32	5	5.4	33	35	4.3	10	4
2...	28	12	2	2	...	9	6	3	1	10	47	3.5	3
3...	*298	83	1	1	...	57	45	12	...	25	20	6000	7.0	57	65	4.5	42	16
4...	**292	85	5	5	...	40	34	6	...	40	23	6000	7.2	55	45	4.2	32	10
6...	435	154	50	38	12	103	63	40	...	1	22	7000	6.2	117	61	4.8	87	15
7...	**99	38	11	8	3	9	9	18	8	6000	8.1	21	40	3.9	2	4
8...	**267	105	59	46	13	46	34	12	14	4000	5.9	82	38	4.2	3	8
11...	54	28	13	13	...	12	12	3	19	33	4.3	3
12...	174	53	33	30	3	20	13	7	3	46	34	4.5	8
13...	123	64	34	32	2	27	22	5	...	3	6	...	4.5	39	31	3.6	8	4
14...	*227	73	59	57	2	14	13	1	12	...	5.8	50	44	4.7	11	5
15...	35	11	11	10	1	1	10	37	4.6	1
16...	193	61	19	18	1	42	26	16	11	7000	6.3	48	56	4.6	5	6
17...	102	47	18	13	5	29	13	16	9	7500	7.2	32	39	4.4	6	2
18...	217	65	16	13	3	30	26	4	19	6000	6.3	36	45	5.5	21	6
20...	**140	43	6	6	...	23	23	14	6500	4.5	29	60	4.3	18	5
21...	142	72	15	14	1	10	10	47	15	4000	6.4	45	48	3.5	37
22...	126	38	16	11	5	17	12	5	5	12	6500	6.7	25	46	4.6	22
23...	582	185	109	102	7	74	49	25	2	48	6000	6.3	122	44	4.5	16
S-4.....	**3877	1065	518	490	28	473	430	43	...	74	154	12500	5.7	843	65	4.5	92	97
1...	158	40	34	34	...	6	6	14	26	54	5.6	3
2...	45	12	12	12	6	...	6.0	6	63	5.7
4...	**337	84	50	35	15	32	30	2	2
5...	215	57	20	18	2	31	28	3	14	68	43	4.1	4
6...	180	57	20	17	3	28	25	3	6	40	41	5.2	4
7...	132	46	17	15	2	29	27	2	8	40	38	5.0	2
8...	**192	45	11	9	2	31	18	13	3	7500	5.7	35	43	4.9	1	2
9																		

Table 2.—CHARACTERISTICS OF HOUSING UNITS, BY BLOCKS: 1960—Con.

["Total population" contains no persons in group quarters unless preceded by asterisk; one asterisk (*) denotes less than 10 percent; two asterisks (**), 10 percent or more]

Blocks within census tracts	Total population	All housing units by condition and plumbing								Occupied housing units								
		Total	Sound			Deteriorating			Dilapidated	Owner occupied			Renter occupied			Occupied by non-white	1.01 or more persons per room	
			Total	With all plumbing facilities	Lacking some or all facilities	Total	With all plumbing facilities	Lacking some or all facilities		Total	Average value (dollars)	Average number of rooms	Total	Average contract rent (dollars)	Average number of rooms			
							With flush toilet	No flush toilet										
11...	**969	227	28	26	2	179	178	1	...	20	33	10000	5.5	175	58	4.9	25	21
12...	208	94	2	2	...	65	52	13	...	27	6	...	5.0	78	55	4.4	25	7
13...	326	153	130	130	...	21	21	2	9	...	5.2	142	79	3.9	20	6
16...	**595	66	66	65	1	5	...	7.2	60	93	3.5	...	1
18...	239	109	109	108	1	17	18500	6.4	88	116	4.3	...	1
20...	12	2
S-5.....	**5602	1758	1619	1603	16	120	108	12	...	19	273	13500	6.2	1390	69	4.3	80	110
1....	76	27	27	27	1	24	72	4.4	1	2
4....	**156
6....	**74
7....	**147	57	57	57	10	13000	9.4	43	78	2.9	...	2
8....	219	133	133	133	1	126	77	3.1	4	4
10....	**155
12....	**75	38	38	38	38	89	2.9	1	...
18....	24	11	11	11	2	8	84	4.4
19....	*255	75	75	73	2	23	18000	6.7	47	80	5.9	...	3
20....	263	72	72	72	17	13000	6.5	53	72	5.7	1	5
21....	126	33	33	33	7	15500	8.1	26	73	6.2	...	1
22....	82	36	36	36	5	16500	6.8	30	77	4.1	2	2
23....	330	125	113	111	2	12	12	14	14500	5.4	105	64	4.4	20	7
24....	**1168	365	365	364	1	16	10500	5.2	339	75	3.8	20	15
25....	352	138	103	100	3	32	25	7	...	3	19	...	5.9	109	65	3.9	10	10
26....	25	8	7	7	...	1	1	4	4
27....	176	69	44	43	1	25	24	1	8	...	5.6	53	67	5.2	...	4
28....	112	29	27	27	...	2	2	13	...	6.0	16	63	5.6	2	4
29....	171	58	50	50	...	3	3	5	6	12500	6.2	42	53	5.2	2	6
30....	156	51	47	46	1	4	4	11	...	5.5	36	48	4.9	3	5
31....	205	54	50	49	1	4	2	2	14	49	5.6	37	51	5.4	1	6
33....	59	16	15	15	...	1	1	5	...	6.2	11	57	5.7	4	2
34....	113	36	19	19	...	17	15	2	10	...	5.1	22	47	5.0	...	3
35....	**134	29	20	20	...	6	6	3	6	...	5.7	21	57	5.2	4	4
36....	154	43	26	23	3	9	9	8	17	...	7.0	22	49	5.4	3	4
37....	**110
38....	**45	10	10	9	1	2	8	61	5.3	...	3
40....	413	117	113	113	...	4	4	40	10500	6.1	70	54	5.4	...	11
41....	*155	77	77	77	72	87	2.7	1	6
42....	2	1
43....	51	18	18	17	1	10	...	5.8	7	58	5.4	1	...
44....	119	32	32	32	11	...	6.4	21	57	5.6	...	1
S-6.....	*3587	1276	824	774	50	242	230	12	...	210	258	9500	6.4	850	53	4.5	21	109
1....	110	44	6	6	...	13	13	25	5	...	4.8	28	36	5.0	1	4
2....	205	139	111	105	6	14	14	14	6	...	6.3	115	74	2.1	...	13
4....	*147	102	100	78	22	2	2	10	14000	6.7	59	65	2.9	2	2
5....	172	70	70	70	24	9000	7.8	38	54	4.2	4	1
6....	200	80	27	26	1	10	10	43	18	11000	7.1	45	41	4.4	3	3
7....	77	36	1	1	...	9	9	26	4	20	28	4.9	...	4
8....	160	73	7	6	1	9	9	57	6	...	4.5	44	42	4.9	...	6
9....	231	83	73	69	4	10	7	3	20	9500	5.2	55	49	5.1	1	6
10....	32	12	9	9	3	8	49	5.4
11....	172	55	37	33	4	17	16	1	...	1	8	9500	6.1	46	57	5.2	...	5
12....	206	76	14	14	...	51	49	2	...	11	17	6000	7.5	48	45	3.7	...	8
13....	284	82	24	20	4	38	34	4	...	20	10	6500	5.6	59	55	5.3	1	17
14....	**182	45	6	6	...	34	34	5	6	...	5.7	38	40	4.9	...	3
15....	257	69	36	36	...	26	24	2	...	7	26	9000	7.9	38	55	5.5	6	5
16....	208	58	54	54	...	3	3	1	20	10000	6.3	38	62	5.5	...	5
17....	237	60	54	53	1	6	6	21	10000	6.1	37	53	6.0	...	6
18....	278	82	82	80	2	22	10000	5.8	58	49	5.4	...	3
19....	*288	81	81	79	2	20	10500	6.1	60	50	5.6	2	13
20....	*141	29	29	29	12	10500	5.9	16	54	5.8	1	5
T-1.....	*9770	2675	2224	2180	44	261	254	7	...	190	384	10500	6.4	2148	53	4.6	147	487
20....	**72	1
22....	153	41	41	41	28	14000	7.1	13	69	5.2	...	2
23....	**206	52	45	45	...	7	7	27	16500	6.7	24	55	4.9	...	2
24....	70	16	16	16	8	...	7.1	8	78	5.4	...	1
25....	**138	31	31	31	13	...	6.3	18	63	3.9	...	4
27....	56	17	17	17	10	14500	7.2	7	68	4.9	...	2
28....	92	27	27	27	14	...	6.9	13	65	5.5
29....	111	41	31	30	1	10	10	15	...	6.4	25	56	4.7	...	2
31....	41	11	10	10	...	1	1	4	7	42	5.1	...	1
32....	78	24	18	18	...	6	6	9	9500	7.1	15	47	4.8	...	1
33....	223	60	46	45	1	14	14	20	...	5.9	37	52	5.3	...	8
34....	*17	79	34	33	1	34	34	11	27	...	6.2	49	50	5.1	...	14
35....	256	77	16	15	1	54	54	7	15	...	5.9	59	51	5.2	...	7
36....	257	107	4	4	...	15	15	88	9	7000	5.9	83	36	4.2	...	13
37....	33	17	5	5	...	8	8	4	9	...	5.3	6	33	3.5
38....	27	19	3	3	16	2	15	56	2.7
41....	157	51	22	22	...	22	22	7	4	44	51	4.7	...	2
42....	141	55	14	14	...	9	9	32	5	...	6.2	37	36	4.4	...	8
43....	29	16	16	16	13	37	4.7
45....	7	3
46....	93	39	6	6	...	18	16	2	...	15	5	...	4.8	28	38	4.6	...	3
48....	1229	386	384	375	9	2	2	2	370	58	4.1	17	64
49....	696	157	157	157	3	150	52	4.7	13	58

City Block Characteristics

Table 2.—CHARACTERISTICS OF HOUSING UNITS, BY BLOCKS: 1960—Con.

["Total population" contains no persons in group quarters unless preceded by asterisk: one asterisk (*) denotes less than 10 percent; two asterisks (**), 10 percent or more]

Blocks within census tracts	Total population	All housing units by condition and plumbing									Occupied housing units							
		Total	Sound			Deteriorating			Dilapidated	Owner occupied			Renter occupied			Occupied by non-white	1.01 or more persons per room	
			Total	With all plumbing facilities	Lacking some or all facilities	Total	With all plumbing facilities	Lacking some or all facilities		Total	Average value (dollars)	Average number of rooms	Total	Average contract rent (dollars)	Average number of rooms			
50...	268	98	97	1	93	49	4.0	6	11	
51...	644	205	204	1	186	51	4.2	16	35	
52...	1247	283	283	2	257	55	4.9	50	74	
53...	1218	286	286	2	263	54	4.7	35	89	
54...	579	93	92	87	58	5.7	10	47	
56...	253	74	74	31	10000	5.8	43	5	
58...	298	80	80	33	10000	7.0	47	...	
59...	176	60	60	42	18	7	...	5.9	53	62	
60...	*277	82	74	70	4	8	5	37	12500	6.5	44	66	
62...	*119	31	26	25	1	5	8	14	...	6.7	17	60	
63...	67	18	7	7	...	8	7	1	...	3	7	9000	6.7	11	42	4.5	3	
64...	142	38	14	14	...	18	15	3	...	6	14	9000	7.1	22	42	4.7	...	
T-2.....	*6422	1820	1600	1586	14	188	188	32	649	11000	6.2	1141	55	5.1	4	152
1...	196	53	44	44	...	9	9	23	8500	5.7	27	50	5.3	...	8
2...	342	88	68	65	3	20	20	25	9000	5.8	58	60	4.8	...	17
3...	510	146	139	137	2	7	7	48	10500	5.4	96	47	5.0	...	14
4...	82	24	24	23	1	11	11000	5.4	12	46	4.4	...	3
5...	181	48	48	48	18	15000	6.9	30	58	5.4	...	3
6...	297	82	82	82	26	13000	6.3	56	57	5.3	...	8
7...	312	96	96	96	26	...	5.9	69	58	5.4	...	4
8...	306	83	81	81	...	2	2	29	12500	5.8	52	58	5.5	...	6
9...	448	132	132	132	49	12000	5.6	80	55	5.4	...	5
10...	28	8	8	8	2	6	64	5.5	...	1
11...	123	36	36	36	8	...	5.3	28	53	5.1	...	2
12...	220	59	59	59	23	13000	6.0	35	57	5.1	...	4
13...	299	88	88	88	33	12000	5.7	54	57	5.2	...	9
14...	*201	62	62	61	1	21	14000	7.1	41	65	5.2	...	1
15...	207	60	60	60	26	15000	7.8	34	56	5.3	...	3
16...	**6
17...	141	44	40	40	...	2	2
18...	172	51	42	42	...	9	9	2	19	13000	7.2	24	52	4.9	...	3
19...	134	38	30	30	...	8	8	11	...	5.1	40	58	5.1	...	3
20...	216	55	55	54	1	12	...	5.4	25	54	5.2	...	1
21...	249	73	72	67	5	...	1	22	...	7.2	31	62	5.7	...	5
22...	99	26	26	26	36	11500	7.2	36	52	4.8	...	5
23...	109	28	13	12	1	11	11	4	8	...	5.8	18	56	5.7	...	5
24...	91	24	6	6	...	13	13	5	7	...	7.4	19	46	4.8	...	2
25...	73	20	11	11	...	9	9	6	...	5.5	18	52	5.2	...	4
26...	309	102	57	57	...	38	38	7	8	...	6.1	12	52	5.8
27...	435	126	90	90	...	22	22	14	30	12000	6.2	69	50	4.3	...	9
28...	*148	33	31	31	...	2	2	45	10500	6.3	79	54	5.0	...	9
29...	488	135	100	100	...	35	35	24	10000	7.5	9	55	5.1	...	2
					50	11000	6.4	83	51	4.9	3	19
T-3-A...	*3679	1186	1001	936	65	148	136	12	...	37	350	12500	6.5	809	63	4.8	3	55
1...	100	33	33	30	3	11	...	5.9	21	59	5.3	...	2
2...	154	55	30	30	...	25	20	5	20	14000	6.0	32	58	5.9	...	1
3...	165	49	34	33	1	15	15	22	14000	6.5	26	60	5.5	...	3
4...	*404	114	55	54	1	47	46	1	...	12	34	12500	6.2	75	63	5.0	...	8
5...	132	48	45	45	...	3	3	2	45	92	4.3	2	2
6...	119	41	41	41	15	...	7.0	25	68	5.7	...	1
7...	129	39	39	39	16	13500	7.1	22	59	5.7
8...	87	29	29	29	11	12500	8.4	18	67	5.1	...	2
9...	*129	32	32	31	1	15	11000	7.9	15	66	6.1	...	1
10...	207	66	66	66	19	...	5.8	45	59	5.4	...	3
11...	359	123	117	109	8	6	6	36	10000	6.1	85	61	4.9	...	8
12...	186	72	43	43	...	11	11	18	13500	5.8	49	54	4.5	...	1
13...	264	113	77	69	8	35	29	6	...	1	22	...	5.4	91	60	3.8	...	8
14...	49	28	28	12	16	1	27	49	2.8
16...	83	40	40	40	4	35	66	3.7	1	1
17...	65	22	22	20	2	7	...	5.7	15	63	5.1
18...	73	38	38	26	12	8	...	5.9	30	64	3.4
19...	**74	9	9	9	3	6	73	4.8
20...	**174	31	22	22	...	3	3	6	11	11500	7.8	19	74	5.6	...	6
21...	*201	53	53	45	8	26	12500	8.4	27	64	4.7	...	3
22...	*173	41	40	39	1	1	1	16	11500	6.8	25	57	5.8	...	3
23...	*352	110	108	104	4	2	2	32	10500	6.0	76	59	5.0	...	2
T-3-B...	*5066	1590	1485	1461	24	92	91	1	...	13	507	12500	6.1	1034	64	5.0	5	97
1...	*476	140	126	122	4	10	10	4	48	13500	6.2	90	61	5.0	...	8
2...	192	57	53	51	2	4	3	1	19	13000	7.2	38	71	4.7	...	1
3...	*270	88	88	87	1	31	...	5.7	54	61	4.8	...	3
4...	487	141	141	139	2	50	...	5.5	88	56	5.3	...	10
5...	181	54	48	48	...	5	5	1	18	...	5.8	35	62	5.5	...	2
6...	307	90	89	89	...	1	1	31	13000	6.0	58	56	5.5	...	4
7...	57	15	15	15	6	9	54	6.0	...	1
8...	203	60	60	60	15	...	5.5	41	52	5.4	...	9
9...	165	54	54	54	14	...	5.2	39	55	5.3	3	4
10...	*157	47	47	47	25	11500	7.7	21	66	4.5	...	1
11...	224	68	58	52	6	10	10	21	11000	6.1	42	60	4.7	...	7
12...	216	83	82	82	...	1	1	30	11500	5.8	48	72	4.9	...	2
13...	443	165	164	164	33	...	5.9	127	86	4.6	...	9
14...	119																	

Table 2.—CHARACTERISTICS OF HOUSING UNITS, BY BLOCKS: 1960—Con.

["Total population" contains no persons in group quarters unless preceded by asterisk; one asterisk (*) denotes less than 10 percent; two asterisks (**), 10 percent or more]

Blocks within census tracts	Total population	All housing units by condition and plumbing									Occupied housing units							
		Sound				Deteriorating				Dilapidated	Owner occupied			Renter occupied			Occupied by non-white	1.01 or more persons per room
		Total	Total	With all plumbing facilities	Lacking some or all facilities	Total	With all plumbing facilities	Lacking some or all facilities	With flush toilet		No flush toilet	Total	Average value (dollars)	Average number of rooms	Total	Average contract rent (dollars)		
19...	71	26	26	26	7	...	5.0	19	54	4.7	...	3
20...	84	28	25	25	...	3	3	9	...	5.3	17	54	4.6	...	3
21...	138	39	39	39	9	...	5.4	28	54	4.9	...	5
T-4-A...	*4001	1233	919	910	9	290	243	47	...	24	338	11000	6.0	815	55	4.9	2	117
1...	201	52	52	50	2	17	...	5.9	31	45	5.1	...	8
2...	307	90	86	86	...	4	4	28	17000	5.8	59	54	4.9	...	10
4...	146	47	47	46	1	23	13500	7.0	23	73	5.3
5...	**89	14	14	14	8	...	8.9	6	69	6.7
6...	145	43	43	43	16	...	7.1	26	69	5.8	...	2
7...	523	148	148	145	3	49	...	6.0	99	68	5.3	1	7
8...	157	49	49	48	1	16	...	5.2	33	56	5.3	...	3
9...	221	72	72	72	17	...	5.2	51	57	5.1	...	6
10...	271	78	78	78	24	19500	5.5	54	59	5.4	...	8
11...	355	97	97	97	35	...	5.4	61	55	5.1	...	17
12...	273	82	67	67	...	15	14	1	17	...	5.5	64	54	4.5	...	8
13...	74	29	29	24	5	10	...	6.3	15	41	4.2	...	1
14...	127	36	5	5	...	27	23	4	...	4	7	6500	7.4	20	42	4.7	...	8
15...	227	75	64	63	1	10	10	1	20	10500	5.9	52	54	4.6	...	4
16...	180	48	21	21	...	27	20	7	4	43	42	4.6	1	8
17...	146	50	6	6	...	40	27	13	...	4	9	...	5.4	35	45	4.5	...	8
18...	111	53	49	41	8	...	4	11	5500	5.5	24	37	4.3	...	5
19...	124	48	6	6	...	42	37	5	20	7500	5.5	24	39	4.2	...	2
20...	63	40	11	11	...	18	16	2	...	11	2	21	58	3.3	...	5
21...	261	82	53	52	1	29	27	2	5	...	6.8	74	53	4.6	...	7
T-4-B...	*4104	1133	1084	1082	2	49	44	4	1	...	377	11500	6.1	736	59	5.3	...	107
1...	378	102	97	97	...	5	5	39	10000	6.4	62	58	5.6	...	9
2...	135	33	31	31	...	2	2	7	...	6.0	25	55	5.6	...	3
3...	183	44	44	44	14	...	6.4	28	58	5.3	...	8
4...	136	33	30	30	...	3	3	...	1	...	11	...	6.5	22	61	4.9	...	6
5...	113	33	28	28	...	5	5	13	...	6.2	19	58	5.2	...	3
6...	283	70	67	67	...	3	3	15	...	5.8	54	59	5.6	...	10
7...	203	53	42	40	2	11	7	4	10	...	5.7	43	59	5.1	...	3
8...	278	80	77	77	...	3	3	27	...	5.7	52	58	5.3	...	7
9...	330	94	90	90	...	4	4	38	10000	6.2	54	59	5.5	...	9
10...	*165	51	51	51	19	...	5.8	32	60	5.5	...	4
11...	303	88	88	88	35	12000	6.6	50	61	5.4	...	6
12...	103	25	22	22	...	3	3	13	11500	7.3	12	58	5.0	...	2
13...	217	57	53	53	...	4	4	21	11000	6.2	36	62	5.4	...	3
14...	432	136	136	136	45	10500	5.9	88	58	5.1	...	8
15...	*550	156	151	151	...	5	5	43	11000	5.2	109	57	5.0	...	20
16...	177	49	49	49	18	...	5.8	30	58	5.3	...	4
17...	14	3
19...	104	26	25	25	...	1	1	9	...	7.1	17	63	5.3	...	2
T-5-A...	*5299	1484	1288	1265	23	187	166	21	...	9	484	11500	6.4	947	58	5.1	7	128
1...	251	70	65	56	9	5	5	14	...	5.6	52	61	5.0	...	12
2...	430	132	62	62	...	64	44	20	...	6	32	6500	6.7	81	48	4.7	1	15
3...	519	130	129	129	...	1	1	39	13500	6.3	89	57	5.3	3	12
4...	340	93	92	91	1	1	1	23	...	6.2	69	62	5.6	...	9
5...	94	25	25	23	2	10	...	6.6	15	63	5.6	...	3
6...	313	103	101	92	9	2	2	26	...	6.0	75	61	4.2	...	7
7...	335	93	90	90	...	3	3	33	12000	5.9	57	64	5.3	...	7
8...	412	112	69	68	1	42	41	1	...	1	48	11000	6.6	58	57	5.1	...	6
9...	15	4
10...	128	37	25	25	...	12	12	10	...	5.5	27	54	4.9	...	3
11...	128	35	32	31	1	3	3	13	...	6.4	21	60	5.2	...	2
12...	427	123	120	120	...	3	3	41	11000	6.0	80	55	5.3	...	5
13...	216	62	62	62	20	...	5.8	38	60	5.8	...	3
14...	180	50	50	50	15	...	5.1	35	62	5.1	...	5
15...	296	82	79	79	...	3	3	50	11000	7.2	30	59	5.1	...	7
16...	107	35	33	33	...	1	1	1	13	14500	6.8	21	54	4.9	...	3
17...	130	42	40	40	...	1	1	15	14000	7.3	25	54	4.9	...	3
18...	322	86	78	78	...	8	8	22	13500	6.9	62	66	5.4	1	8
19...	*221	61	51	51	...	10	10	16	12500	6.1	44	61	5.1	...	5
21...	52	13	12	12	...	1	1	5	...	6.4	8	58	5.4	1	2
22...	166	42	30	30	...	12	12	21	10500	6.8	20	58	4.8	...	4
23...	32	8	2	2	...	6	6	1	7	53	5.1	...	1
25...	32	8	7	7	...	1	1	3	5	58	5.2	...	1
26...	153	38	31	31	...	7	7	12	11500	6.9	26	55	5.0	1	5
T-5-B...	*5015	1495	1261	1234	27	202	200	2	...	32	497	11000	6.7	941	66	5.0	11	120
1...	91	27	27	27	5	...	5.8	22	68	5.3	...	1
2...	106	27	27	27	10	...	5.9	17	65	5.2	...	4
3...	240	64	63	61	2	1	1	20	11000	7.1	41	70	5.9	...	4
4...	269	77	77	77	28	9000	6.4	48	60	4.7	...	9
5...	204	58	49	49	...	9	9	25	...	7.0	30	68	6.2	...	2
6...	233	78	78	78	18	...	6.7	58	79	4.2	...	4
8...	27	7	3	3	...	4	4	1	6	41	5.0	...	2
9...	503	154	103	96	7	43	42	1	36	11500	6.5	109	87	4.8	1	15
10...	**161	30	24	23	1	4	3	1	2	13500	8.4	14	71	6.1	...	4
11...	175	47	41	41	...	6	6	15	...	7.0	30	68	5.1	...	5
12...	*279	73	54	52														

City Block Characteristics

Table 2.—CHARACTERISTICS OF HOUSING UNITS, BY BLOCKS: 1960—Con.

["Total population" contains no persons in group quarters unless preceded by asterisk; one asterisk (*) denotes less than 10 percent; two asterisks (**), 10 percent or more]

Blocks within census tracts	Total population	All housing units by condition and plumbing									Occupied housing units							
		Sound				Deteriorating				Dilapidated	Owner occupied			Renter occupied			Occupied by non-white	1.01 or more persons per room
		Total	With all plumbing facilities	Lacking some or all facilities	Total	With all plumbing facilities	Lacking some or all facilities	With flush toilet	No flush toilet		Total	Average value (dollars)	Average number of rooms	Total	Average contract rent (dollars)	Average number of rooms		
14...	406	127	103	103	...	22	22	2	33	...	5.5	89	54	4.7	2	13
15...	54	15	13	13	...	2	2	9	...	7.7	6	63	5.2
16...	34	9	9	8	1	4	4	2
17...	235	75	29	29	...	38	38	8	21	5000	5.7	48	45	4.5	4	10
18...	221	61	45	45	...	15	15	29	9500	6.2	28	54	4.9	...	7
19...	222	71	61	61	...	10	10	30	11000	6.0	39	60	4.9	...	4
20...	94	28	22	20	2	6	6	13	11000	7.8	14	53	4.5	...	2
21...	101	34	34	33	1	23	10000	7.0	11	61	4.4	1	...
22...	203	63	63	63	25	10000	6.0	38	59	5.4	...	3
23...	166	59	59	59	17	...	5.5	39	66	4.9	...	3
24...	161	59	52	52	...	7	7	11	...	6.3	43	64	4.8	1	4
25...	72	29	26	26	...	3	3	17	12000	7.1	11	67	4.1	...	1
26...	*73	13	12	12	...	1	1	10	10500	9.8	2	2	...
27...	*276	94	92	81	11	2	2	16	12500	7.3	77	80	5.1	...	3
28...	134	41	39	39	...	2	2	18	13000	8.1	21	58	4.7	...	3
T-6.....	*4970	1607	830	743	87	715	670	44	1	62	263	11000	6.0	1206	56	4.7	1107	193
1...	74	22	12	12	...	10	10	6	...	5.7	16	51	4.5	...	4
2...	9	2
3...	214	69	29	29	...	40	39	1	11	...	6.1	54	58	4.7	29	10
4...	85	32	10	10	...	20	9	11	...	2	5	...	5.0	20	54	4.0	13	6
5...	125	45	13	13	...	26	24	2	...	6	7	...	7.6	35	50	4.1	36	5
6...	108	33	32	13	19	1	1	8	7500	5.0	24	49	4.7	23	5
7...	231	72	18	10	8	25	4	21	...	29	6	11000	5.3	56	43	4.8	57	15
8...	271	75	70	35	35	2	1	1	...	3	20	10000	5.7	54	49	5.1	44	7
9...	*439	154	152	130	22	2	1	1	30	11500	6.4	106	60	4.7	85	12
10...	127	44	34	34	...	10	10	15	...	5.6	27	60	5.4	34	1
11...	233	71	20	20	...	51	51	6	...	4.8	63	55	4.6	57	14
12...	382	111	78	78	...	32	32	1	12	9000	5.6	89	56	4.6	98	20
13...	289	71	45	45	...	26	26	8	10500	6.3	57	60	5.6	62	14
14...	337	110	89	88	1	21	21	22	10500	6.3	80	54	4.7	80	9
15...	325	114	78	78	...	36	34	2	16	11500	6.8	90	48	4.9	76	9
16...	268	91	22	22	...	68	67	1	...	1	18	...	6.2	65	62	5.0	63	7
17...	316	128	20	18	2	99	96	2	1	9	15	...	5.7	92	54	4.0	86	15
18...	*378	100	4	4	...	96	94	2	13	...	5.5	84	56	5.0	86	14
20...	28	15	15	15	14	57	3.1	...	1
21...	383	139	20	20	...	110	110	9	20	12000	5.3	99	62	4.6	94	15
22...	348	109	82	82	...	25	25	2	24	13500	6.5	80	69	4.7	84	9
T-7-A...	*2702	938	716	697	19	168	159	9	...	54	137	13000	5.7	753	72	4.5	220	57
1...	139	39	29	29	...	10	10	8	16500	5.8	28	76	5.5	7	4
2...	272	77	49	47	2	27	24	3	...	1	16	11000	5.7	58	58	5.5	49	6
3...	298	93	46	43	3	25	21	4	...	22	17	...	5.6	69	74	4.9	73	8
4...	64	18	12	12	...	6	6	2	16	48	4.9	12	3
5...	325	91	23	23	...	40	39	1	...	28	25	11500	5.6	65	66	5.5	47	7
6...	*43	15	11	11	...	4	4	2	12	78	4.8	2	...
7...	**117	41	31	31	...	9	9	1	7	...	6.0	34	78	4.5	6	...
8...	367	127	114	110	4	13	13	5	...	5.8	117	86	4.5	3	6
9...	95	36	19	13	6	15	14	1	...	2	11	7500	5.8	24	43	4.1	...	2
11...	99	33	23	23	...	10	10	6	14000	5.3	27	64	4.7	...	5
12...	120	49	49	49	4	42	63	3.6	...	5
13...	87	27	27	27	9	14500	6.6	16	61	5.3	1	3
14...	124	40	40	40	9	17500	5.8	29	78	4.7	...	2
15...	197	101	101	101	1	96	81	3.5	1	...
16...	141	52	52	52	5	13000	6.4	45	79	4.1	2	2
18...	199	92	84	80	4	8	8	9	11500	5.1	70	69	4.0	16	4
19...	15	7	6	6	...	1	1	1	5	69	4.4	1	...
T-7-B...	*6627	2145	1725	1707	18	373	369	4	...	47	461	12000	6.0	1591	71	4.8	411	139
1...	128	34	17	17	...	17	16	1	5	...	5.8	28	52	5.6	3	5
2...	130	41	39	38	1	2	2	11	...	5.3	30	84	5.1	1	1
3...	127	44	43	43	...	1	1	13	...	6.8	30	81	5.1	2	2
4...	347	144	144	144	5	...	6.2	135	77	3.9	7	7
5...	347	114	77	77	...	37	37	4	101	75	4.9	12	5
6...	211	61	40	40	...	21	21	14	...	6.2	46	74	5.2	26	4
7...	201	75	75	75	9	...	6.1	65	84	4.5	5	2
8...	49	11	11	11	5	...	7.2	6	96	6.8	5	1
9...	157	59	59	59	14	...	6.4	45	83	4.6	9	1
10...	146	38	38	38	14	...	7.2	24	80	5.8	1	1
11...	*114	38	25	25	...	9	8	1	4	...	5.8	24	73	5.0	9	4
12...	176	70	39	38	1	22	22	9	12	...	4.8	56	51	4.5	6	3
13...	*237	65	24	24	...	26	26	15	19	...	5.6	45	84	5.2	3	9
14...	*210	60	38	36	2	20	20	2	17	...	6.1	42	166	5.3	3	3
15...	133	51	51	51	9	...	7.1	41	85	4.4	3	1
16...	*338	90	90	90	18	...	6.0	70	76	5.6	10	9
18...	256	77	75	75	...	2	2	21	...	5.9	49	66	5.7	9	3
19...	236	75	75	70	5	17	...	6.0	57	53	4.8	18	4
20...	465	156	154	151	3	2	2	32	...	5.7	107	55	4.9	62	16
21...	330	100	41	41	...	59	59	35	...	5.7	60	57	5.0	21	9
22...	49	14	8	8	...	6	6	5	...	7.2	9	73	5.3	2	1
23...	120	40	14	14	...	26	26	12	...	5.8	26	63	5.0	5	2
24...	91	35	9	9	...	26	26	10	...	5.2	24	63	4.4	6	...
25...	112	37	21	21	...	16	16	16	...	6.3	21	69	4.7	10	2
26...	184	51	49	49	...	2	2	19	...	7.0	31	68	5.7	20	1
27...	318	82	76	76	...	6	6	24	...	6.4	58	65	5.1	31	6
28...	310	123	93	89	4	26	25	1	...	4	17	...	5.0	88	44	4.3	45	12

Table 2.—CHARACTERISTICS OF HOUSING UNITS, BY BLOCKS: 1960—Con.

["Total population" contains no persons in group quarters unless preceded by asterisk; one asterisk (*) denotes less than 10 percent; two asterisks (**), 10 percent or more]

Blocks within census tracts	Total population	All housing units by condition and plumbing									Occupied housing units							
		Total	Sound			Deteriorating			Dilapidated	Owner occupied			Renter occupied			Occupied by non-white	1.01 or more persons per room	
			Total	With all plumbing facilities	Lacking some or all facilities	Total	With all plumbing facilities	Lacking some or all facilities		Total	Average value (dollars)	Average number of rooms	Total	Average contract rent (dollars)	Average number of rooms			
																		With flush toilet
29...	307	96	76	75	1	19	18	1	...	1	14	...	6.2	77	53	5.1	40	7
31...	172	70	66	65	1	4	4	11	...	5.5	54	83	4.1	5	2
32...	265	81	59	59	...	10	10	12	10	...	6.0	68	74	4.6	12	11
33...	187	54	47	47	...	7	7	20	...	5.7	33	60	4.9	12	4
34...	174	59	52	52	...	7	7	16	...	6.2	41	65	4.7	8	1
T-8-A...	*7980	2610	2486	2452	34	124	112	12	481	11000	6.1	2045	67	4.7	79	160
1...	191	64	60	53	7	4	1	3	27	...	5.6	36	65	4.5	7	2
2...	276	84	76	70	6	8	7	1	23	...	6.1	60	70	4.3	3	14
3...	*205	65	64	62	2	1	1	21	12500	7.2	44	99	4.4	2	2
4...	*335	102	80	79	1	22	15	7	29	...	5.8	70	75	5.0	3	4
5...	244	87	72	72	...	15	15	25	14000	7.0	59	79	4.7	3	...
6...	515	197	192	189	3	5	5	17	...	5.9	174	78	4.3	2	4
7...	467	164	147	147	...	17	17	25	...	6.1	134	82	4.5	8	5
8...	360	114	114	114	18	...	5.7	92	78	5.4	...	1
9...	268	104	104	104	12	...	5.6	90	71	4.4	1	1
10...	224	74	70	70	...	4	3	1	24	12500	6.1	47	70	5.3	1	2
14...	365	131	126	126	...	5	5	8	...	6.0	117	88	4.9	2	7
15...	228	61	51	51	...	10	10	6	...	6.8	46	60	5.9	1	5
16...	100	28	28	28	14	...	6.1	14	63	5.6	3	1
17...	175	52	52	49	3	15	...	6.1	36	59	5.3	...	5
19...	274	86	86	84	2	27	...	6.3	57	59	4.7	...	5
20...	321	92	88	88	...	4	4	31	...	6.0	59	59	5.5	1	3
21...	84	30	30	28	2	4	23	30	4.3	...	2
22...	116	29	29	27	2	10	...	6.5	19	59	5.0	6	5
23...	72	23	23	22	1	3	19	64	4.5	9	3
24...	168	51	50	49	1	1	1	12	...	5.7	36	61	4.8	8	8
25...	49	15	15	15	5	...	6.4	9	63	4.2	...	2
26...	401	121	97	97	...	24	24	24	9000	5.9	95	56	5.1	...	9
28...	*419	133	133	133	17	...	5.6	109	56	5.0	...	6
29...	202	76	76	76	14	...	5.7	59	64	4.2	...	3
30...	50	19	19	19	4	14	59	5.0
31...	172	54	51	47	4	3	3	24	11000	7.4	27	60	4.3	5	3
32...	81	27	27	27	13	9500	7.5	11	55	5.0	4	1
33...	463	129	129	129	1	127	52	4.5	2	20
34...	502	148	148	148	146	53	4.5	2	23
35...	484	201	200	200	...	1	1	18	10000	5.7	178	63	3.9	2	8
36...	169	49	49	49	10	...	5.3	38	60	4.9	4	6
T-8-B...	*4038	1229	1190	1173	17	37	36	1	...	2	401	12000	6.6	793	63	4.8	21	69
2...	138	44	44	42	2	8	...	6.4	34	57	5.0	...	2
3...	112	32	32	32	11	...	5.6	21	77	4.7	...	3
4...	95	27	22	21	1	5	5	7	...	6.0	19	53	5.4	...	1
5...	81	26	20	20	...	6	6	6	...	5.2	16	48	4.8	2	5
6...	258	78	75	73	2	3	3	20	...	5.4	53	56	5.0	7	7
7...	221	58	52	51	1	6	6	18	...	6.4	39	58	5.1	...	8
8...	154	41	39	38	1	2	2	16	12000	7.8	25	60	5.0	3	1
9...	89	25	25	23	2	18	14000	8.8	7	61	3.4	...	1
10...	349	101	101	100	1	34	13500	6.6	66	64	5.0	...	5
11...	38	11	11	11	5	...	6.0	6	64	4.7	...	1
12...	80	28	28	28	9	...	6.4	19	66	5.3	1	...
13...	*271	68	65	65	...	2	2	1	31	12500	6.9	36	68	5.4	3	4
14...	47	12	12	12	10	12000	8.8	2
15...	200	58	58	52	6	23	12000	6.0	34	59	4.6	...	4
16...	197	70	70	70	20	10000	7.3	46	49	4.3	...	3
17...	214	65	65	65	19	...	5.4	42	54	5.0	...	4
18...	85	27	26	26	...	1	1	13	9500	6.2	13	42	5.1	1	1
19...	31	7	7	7	4	3	1
20...	114	40	40	40	16	11000	6.5	24	53	4.8	1	...
21...	135	39	34	34	...	5	5	13	...	5.5	26	52	4.7	...	3
22...	184	65	65	64	1	17	...	5.8	45	56	4.7	...	6
23...	302	96	90	90	...	5	5	1	24	...	6.1	70	89	5.5	...	3
24...	110	38	37	37	...	1	1	15	...	6.5	23	65	4.8
25...	*254	74	74	74	20	13500	8.2	51	83	3.9	2	2
26...	34	20	20	20	1	19	67	3.7
27...	131	41	41	41	12	...	6.2	29	64	4.9	...	1
28...	*59	16	16	16	9	...	7.2	7	64	4.3	...	2
29...	95	22	21	21	...	1	...	1	2	18	60	5.0	1	...
T-9...	*6462	1846	1717	1708	9	125	122	3	...	4	679	12500	6.8	1119	64	5.3	6	130
1...	95	23	23	23	9	...	7.7	12	67	4.6	...	4
2...	120	34	34	34	18	12500	7.3	15	61	4.3	...	4
3...	198	50	48	48	...	2	2	27	12000	7.8	23	63	5.4	...	2
4...	*262	66	65	65	1	29	11500	7.0	36	56	5.1	...	7
5...	216	68	68	67	1	18	...	5.9	49	63	4.9	3	2
6...	333	100	98	98	...	2	2	27	...	6.0	71	60	5.4	...	6
7...	103	32	31	31	...	1	...	1	5	...	6.2	26	71	4.2	1	2
8...	67	18	18	18	8	...	7.0	10	65	6.2
9...	205	62	51	50	1	11	9	2	18	...	6.4	42	64	5.2	...	2
10...	281	76	75	75	...	1	1	21	6500	6.0	55	59	5.3	...	10
11...	130	36	36	36	14	...	6.0	21	54	5.0	...	4
12...	138	45	45	42	3	11	...	5.8	34	57	5.5	1	3
13...	324	89	83	8														

City Block Characteristics

Table 2.—CHARACTERISTICS OF HOUSING UNITS, BY BLOCKS: 1960—Con.

["Total population" contains no persons in group quarters unless preceded by asterisk; one asterisk (*) denotes less than 10 percent; two asterisks (**), 10 percent or more]

Blocks within census tracts	Total population	All housing units by condition and plumbing									Occupied housing units							
		Total	Sound			Deteriorating			Dilapidated	Owner occupied			Renter occupied			Occupied by non-white	1.01 or more persons per room	
			Total	With all plumbing facilities	Lacking some or all facilities	Total	With all plumbing facilities	Lacking some or all facilities		Total	Average value (dollars)	Average number of rooms	Total	Average contract rent (dollars)	Average number of rooms			
17...	220	58	47	47	...	11	11	25	13000	6.7	33	58	5.5	...	5
18...	22	7	7	7	2	5	66	6.0
20...	285	82	77	77	...	5	5	23	...	6.3	58	70	5.3	...	7
21...	412	124	122	122	...	2	2	53	10500	6.7	69	68	5.4	...	6
22...	428	125	124	121	3	1	1	49	14000	7.1	72	69	5.4	...	5
23...	189	52	52	52	19	...	7.2	32	70	6.1	...	2
24...	83	24	22	22	...	2	2	7	...	6.1	13	70	5.4	...	4
25...	108	27	27	27	8	...	8.1	19	69	5.9	...	3
26...	104	34	34	34	18	20000	6.8	16	69	5.6
27...	317	84	84	84	47	14000	8.1	35	68	6.0
28...	276	62	62	61	1	38	13500	8.1	24	66	6.2	...	3
29...	266	79	79	79	33	13000	7.2	42	70	5.3	...	4
30...	114	50	50	50	15	13500	7.9	30	72	4.3	...	1
31...	175	52	43	43	...	9	9	4	47	65	4.9	...	7
32...	77	27	19	19	...	8	8	12	10500	6.2	13	58	5.0	1	2
33...	116	37	26	26	...	11	11	16	14000	6.2	19	81	5.9	...	2
34...	185	58	35	35	...	23	23	17	11000	5.6	39	52	4.4	...	7
T-10...	*4342	1192	1041	984	57	128	116	12	...	23	574	14500	7.8	598	75	5.2	2	73
1...	122	38	19	19	...	8	7	1	...	11	16	...	5.6	21	67	5.0	...	2
2...	96	23	11	11	...	6	6	6	3	20	55	5.0	...	4
3...	173	55	36	35	1	16	15	1	...	3	14	...	5.3	40	54	5.1	...	3
4...	139	40	34	34	...	6	6	13	...	6.4	26	89	5.2	...	2
5...	96	21	19	19	...	2	2	16	12000	6.9	5	...	6.8	...	3
6...	319	78	61	47	14	17	8	9	29	15500	6.7	48	59	5.4	...	7
7...	72	31	31	31	8	...	5.6	21	80	4.5	...	1
8...	286	80	80	61	19	38	13000	7.3	40	67	5.3	1	5
9...	*74	20	19	18	1	1	1	13	14000	8.7	7	61	6.0
10...	103	22	21	21	...	1	1	19	16500	9.3	3
11...	179	49	49	44	5	31	15000	8.2	18	70	5.4	...	3
13...	123	36	36	35	1	25	15000	9.0	11	80	5.2
14...	146	36	36	33	3	24	15000	8.8	12	66	5.0	...	2
15...	97	24	24	24	16	15500	9.3	7	78	7.7	1	...
16...	62	17	17	15	2	15	15500	8.6	2
17...	63	14	14	14	7	...	6.0	7	70	6.3	...	1
18...	214	53	46	46	...	7	7	21	15500	6.5	32	88	5.8	...	5
19...	30	12	12	12	6	...	7.2	5	324	6.6
20...	261	66	56	56	...	9	9	1	42	13500	8.3	24	82	6.5	...	3
21...	*269	86	82	74	8	3	3	1	30	17000	8.0	54	77	4.4	...	4
22...	238	72	71	70	1	1	1	38	14500	8.7	34	74	4.0	...	3
23...	115	26	25	24	1	1	1	14	13500	9.2	11	168	7.5	...	1
24...	128	33	33	33	22	13500	8.1	11	72	5.1	...	2
25...	30	11	8	8	...	3	3	4	6	81	3.3
26...	121	41	33	33	...	8	8	19	13000	6.9	19	61	5.4	...	1
27...	196	44	24	24	...	19	19	1	25	15000	7.9	19	108	4.8	...	7
28...	142	40	29	29	...	11	11	20	12500	7.1	19	63	4.3	...	5
29...	47	14	13	13	...	1	1	5	...	7.0	9	63	4.9	...	3
30...	120	37	30	29	1	7	6	1	8	...	6.5	29	67	5.1	...	2
31...	173	49	49	49	21	...	7.7	27	68	5.9	...	4
32...	**108	24	23	23	...	1	1	12	12500	8.6	11	72	5.8
U-1.....	*5115	1582	611	562	49	753	696	57	...	218	354	7500	6.9	1104	55	4.6	893	165
1...	**481	145	74	69	5	43	41	2	...	28	35	9000	7.5	99	55	4.0	29	13
2...	82	22	14	14	...	8	6	2	6	...	6.3	16	63	5.4	30	3
3...	*449	163	43	40	3	117	105	12	...	3	30	10500	7.3	118	56	3.9	73	14
4...	**143	58	20	20	...	38	26	12	14	9500	8.1	36	59	3.8	29	2
5...	116	30	14	14	...	16	15	1	13	9000	7.9	16	59	5.3	21	3
6...	*328	113	52	49	3	61	58	3	17	...	5.7	82	64	4.6	58	9
7...	*590	178	62	47	15	76	70	6	...	40	35	9500	6.1	134	59	4.5	129	14
8...	201	84	46	46	...	38	38	20	7000	7.5	57	62	3.9	19	2
9...	356	97	29	27	2	68	63	5	30	5500	7.6	66	64	4.7	61	12
10...	*390	116	47	47	...	68	68	1	41	6500	6.7	69	55	4.4	71	14
11...	354	97	57	45	12	31	27	4	...	9	25	7500	6.1	65	50	5.2	53	15
12...	126	31	1	1	...	28	28	2	5	...	7.4	23	45	5.0	17	5
13...	45	14	10	10	...	4	4	5	...	6.0	8	44	5.5	10	1
14...	343	92	66	57	9	26	19	7	19	...	6.3	66	50	5.2	52	15
15...	608	195	48	48	...	72	72	75	25	7500	6.3	155	47	4.8	134	26
16...	108	35	9	9	...	14	12	2	12	5000	6.3	15	58	5.1	24	2
17...	395	112	19	19	...	45	44	1	...	48	22	8000	7.0	79	50	5.4	83	15
U-2.....	*4215	1477	855	797	58	438	369	68	1	184	280	7000	6.9	1019	52	4.6	967	141
1...	*408	161	9	6	3	77	61	16	...	75	21	7000	6.6	135	49	3.9	59	10
2...	223	92	34	34	...	7	7	51	5	...	7.2	77	49	4.3	35	5
4...	141	84	70	60	10	2	2	12	18	9000	7.1	41	64	3.0	24	1
5...	85	27	19	19	...	8	8	2	21	47	4.5	23	4
6...	75	34	20	20	14	10	6000	7.1	18	40	4.3	9	1
7...	483	184	74	53	21	103	73	29	1	7	33	7500	6.8	125	42	4.5	117	15
8...	**118	25	9	9	...	16	16	3	22	35	4.6	8	5
9...	117	36	30	30	...	6	6	3	32	62	4.3	30	8
10...	24	24	22	22	...	2	2	2	10	61	3.3	10	...
11...	98	30	8	8	...	22	22	3	21	44	5.4	21	5
12...	174	46	41	41	...	5	5	19	8000	7.7	25	56	5.2	38	5
13...	271	91	77	77	...	14	13	1	22	7000	7.2	61	65	5.4	70	6
14...	93	37	29	26	3	8	8	11	7500	8.4	20	52	5.2	30	...
15...	*122	46	40	40	...	1	1	5	13	7000	7.1	19	56	4.9	28	4
16...	**180	42	41	39	2	1	1	14	7000	7.1	26	58	5.3	34	11

City Block Characteristics

Table 2.—CHARACTERISTICS OF HOUSING UNITS, BY BLOCKS: 1960—Con.

["Total population" contains no persons in group quarters unless preceded by asterisk; one asterisk (*) denotes less than 10 percent; two asterisks (**), 10 percent or more]

Blocks within census tracts	Total population	All housing units by condition and plumbing									Occupied housing units							
		Total	Sound			Deteriorating			Dilapidated	Owner occupied			Renter occupied			Occu- pied by non- white	1.01 or more per- sons per room	
			Total	With all plumbing facilities	Lack- ing some or all faci- ties	Total	With all plumbing facilities	Lacking some or all facilities		Total	Average value (dollars)	Average num- ber of rooms	Total	Average con- tract rent (dollars)	Average num- ber of rooms			
29...	109	36	31	31	...	5	4	1	8	...	5.5	26	80	5.3	29	1
30...	173	60	36	35	1	24	23	1	15	...	5.8	44	72	5.3	44	1
U-6-A...	*4925	1467	976	968	8	378	364	14	...	113	340	10500	6.8	1052	67	4.8	1111	123
1...	*341	124	27	25	2	55	48	7	...	42	24	6000	5.5	74	48	5.0	76	14
2...	107	31	22	22	...	9	9	7	...	5.6	23	57	4.8	24	3
3...	302	75	39	39	...	21	21	15	13	...	6.9	58	62	5.7	61	11
4...	170	46	46	46	2	44	67	5.1	45	5
5...	371	132	131	129	2	1	1	20	13000	6.1	111	76	4.4	118	7
6...	192	54	34	34	...	14	12	2	...	6	9	...	6.6	41	73	4.8	48	6
7...	*322	89	39	38	1	29	29	21	22	11000	7.2	64	66	4.7	75	9
8...	*291	89	60	60	...	21	21	8	24	11500	7.0	65	69	4.6	77	5
9...	**276	91	83	83	...	4	4	4	28	10500	6.9	56	62	4.9	63	5
10...	**199	71	67	65	2	4	4	26	11500	7.2	39	59	4.5	47	...
11...	36	15	15	15	...	1	1	6	...	6.7	6	69	4.2	12	2
12...	*427	129	111	111	...	18	16	2	37	12500	7.5	90	66	4.7	106	8
13...	454	108	68	68	...	34	33	1	...	6	7	...	5.4	96	67	5.4	79	22
14...	128	36	17	17	...	19	19	9	...	6.1	27	65	4.4	18	6
15...	169	70	55	55	...	15	14	1	9	...	6.1	58	70	4.1	36	3
16...	*131	37	32	32	...	5	5	11	9500	8.3	26	72	4.9	35	1
17...	**334	81	52	51	1	28	27	1	...	1	29	10500	7.7	50	70	5.0	63	3
18...	**272	67	36	36	...	28	28	3	27	12500	6.7	40	83	4.9	56	4
19...	**292	72	15	15	...	50	50	7	18	10500	6.6	51	72	5.0	45	7
20...	*93	36	23	23	...	13	13	11	...	6.6	25	68	4.6	25	1
21...	18	13	4	4	...	9	9	1	8	63	4.0	2	1
U-6-B...	*5798	2202	1964	1943	21	220	216	4	...	18	229	15500	6.7	1874	79	4.3	936	96
1...	473	166	107	107	...	59	58	1	10	14500	6.8	150	75	4.1	131	15
2...	358	145	110	110	...	28	28	7	26	14000	6.7	115	77	3.9	54	2
3...	305	105	67	67	...	31	31	7	23	...	7.1	79	75	4.3	91	6
4...	186	66	66	66	5	...	6.4	60	82	4.6	39	2
5...	*47	15	14	14	...	1	1	2	13	125	4.8	12	...
6...	*175	72	64	63	1	8	8	5	14500	5.2	63	78	4.2	33	3
7...	152	62	49	49	...	13	13	7	13500	6.3	51	69	3.9	20	2
8...	134	44	9	8	1	32	32	3	8	14000	5.9	32	64	5.3	28	2
9...	66	23	23	23	2	21	55	4.7	7	1
10...	153	47	37	37	...	10	7	3	7	...	5.1	39	76	5.1	23	5
11...	150	64	64	64	8	...	4.5	52	72	3.8	17	4
12...	264	105	105	105	7	...	7.1	93	90	4.3	56	4
13...	584	209	199	196	3	9	9	1	17	17000	7.8	186	82	4.5	155	12
14...	295	85	80	79	1	5	5	26	15500	8.0	57	84	5.5	59	3
15...	279	88	88	88	9	...	6.9	77	82	4.8	33	5
16...	209	87	87	86	1	11	18500	7.5	70	74	4.0	27	4
17...	308	112	112	111	1	11	15500	7.5	97	80	4.6	22	2
18...	307	104	103	100	3	1	1	1	16	18500	6.6	86	89	4.8	13	4
19...	524	220	220	219	1	6	...	5.3	209	83	4.0	28	2
20...	*829	383	383	374	9	23	17000	5.5	324	78	3.8	88	18
V-1.....	*3821	1360	1004	969	35	278	239	39	...	78	184	10000	6.1	1038	60	4.4	215	103
1...	*162	48	12	12	...	35	32	3	...	1	4	43	38	4.7	5	5
2...	105	79	51	33	18	...	28	1	55	35	3.7	1	4
3...	81	31	16	16	...	11	11	4	5	...	5.4	19	36	4.8	1	6
4...	162	83	19	19	...	61	52	9	...	3	24	5000	5.8	41	36	3.8	9	5
5...	88	37	26	17	9	11	7	4	3	32	36	3.8	...	2
6...	7	6	1	1	...	1	1	4	1	2	2	1
7...	12	3
9...	46	19	8	6	2	11	11	12	50	5.2	...	3
10...	**251	41	28	25	3	11	10	1	...	2	13	6500	6.8	26	51	4.0	14	6
11...	124	73	36	32	4	26	24	2	...	11	6	...	5.3	53	31	3.7	20	2
12...	**30	14	8	8	...	6	4	2	3	8	28	4.4	5	...
13...	**206	85	70	68	2	7	7	8	1	74	53	3.5	7	9
14...	40	14	5	5	...	9	9	2	12	40	4.8	...	1
15...	80	24	18	18	...	6	6	4	20	48	4.6	1	4
16...	72	28	28	28	4	21	111	4.5
17...	124	41	41	41	7	12000	6.0	33	57	4.8	...	4
18...	208	67	67	66	1	6	16000	6.2	61	50	5.0	2	2
19...	372	110	107	104	3	3	3	44	10500	6.7	63	51	4.9	10	7
20...	75	30	26	23	3	4	4	4	21	46	4.6	10	3
22...	13	4
23...	296	118	105	105	...	1	1	12	8	15500	4.9	99	87	4.1	8	8
24...	172	55	55	54	1	53	74	4.8	35	8
25...	141	50	45	45	...	5	5	6	11500	6.3	42	81	4.4	27	5
26...	*246	96	93	92	1	2	2	1	15	13000	7.0	76	75	4.4	52	2
28...	*149	48	40	40	...	8	8	6	8500	6.0	39	70	5.7	5	2
29...	100	35	33	33	2	4	29	89	4.8	...	2
30...	21	8	7	7	...	1	1	3	4	1
31...	**438	113	103	102	1	8	8	2	8	8500	4.9	95	72	4.5	1	11
V-2.....	*6155	1748	1594	1584	10	146	143	3	...	8	240	13500	6.1	1447	50	4.4	173	292
6...	857	219	219	219	12	30000	4.3	201	52	4.5	53	49
7...	226	62	56	56	...	6	6	13	9500	5.6	49	45	4.8	2	6
8...	242	79	77	77	...	2	2	11	7500						

Table 2.—CHARACTERISTICS OF HOUSING UNITS, BY BLOCKS: 1960—Con.

["Total population" contains no persons in group quarters unless preceded by asterisk; one asterisk (*) denotes less than 10 percent; two asterisks (**), 10 percent or more]

Blocks within census tracts	Total population	All housing units by condition and plumbing									Occupied housing units							
		Sound			Deteriorating			Dilapidated	Owner occupied			Renter occupied			Occupied by non-white	1.01 or more persons per room		
		Total	With all plumbing facilities	Lacking some or all facilities	Total	With all plumbing facilities	Lacking some or all facilities		Total	Average value (dollars)	Average number of rooms	Total	Average contract rent (dollars)	Average number of rooms				
12...	37	14	4	3	1	10	10	5	...	6.2	6	46	4.8	...	1
13...	103	24	20	19	1	4	4	20	10500	7.5	4	3
14...	160	43	16	16	...	27	26	1	16	9000	7.0	23	50	4.8	...	6
15...	211	64	51	51	...	13	13	23	15000	6.2	39	53	5.7	...	5
16...	**39	2
17...	185	49	36	35	1	13	13	33	11000	7.2	16	58	4.6	...	8
18...	159	44	24	24	...	20	19	1	24	9500	7.1	15	52	5.3	...	4
19...	173	47	34	31	3	13	12	1	20	9500	6.1	26	53	4.9	...	6
20...	1466	444	45	47	1	19	19	14	30000	4.2	399	54	4.3	23	83
25...	1768	505	5	499	3	2	2	8	30000	3.9	490	48	4.2	88	98
V-3.....	3139	989	478	3	15	381	363	18	...	130	218	10000	5.5	711	47	4.7	14	107
2.....	103	44	4	4	...	22	19	3	...	18	2	38	35	4.0	...	5
3.....	59	32	4	4	...	20	20	8	4	22	30	3.4	...	3
4.....	60	20	13	13	...	7	7	10	...	4.8	10	55	4.5
5.....	264	86	35	35	...	39	39	12	23	11500	5.6	60	51	4.9	1	5
6.....	133	38	38	38	15	12000	6.2	21	60	5.5	...	1
7.....	398	107	107	107	33	11500	5.9	73	57	5.2	...	13
8.....	355	98	98	98	25	9000	6.0	67	50	4.9	...	13
9.....	292	90	81	73	8	6	5	1	...	3	26	...	5.0	61	46	4.7	...	12
10.....	250	79	46	39	7	33	27	6	17	...	5.1	59	46	4.6	...	9
11.....	122	44	4	4	...	34	30	4	...	6	12	...	5.1	26	48	4.6	...	1
12.....	104	32	22	19	3	...	10	6	...	6.0	19	43	5.1	6	4
13.....	233	70	25	25	45	2	64	30	4.5	3	15
14.....	74	29	7	7	...	22	21	1	11	...	5.0	15	46	4.5	...	2
15.....	170	54	2	2	...	52	52	13	...	5.1	41	60	5.0	...	4
16.....	92	44	29	29	...	1	1	14	1	41	39	3.6	...	2
17.....	133	34	1	1	...	33	33	1	31	55	4.9	1	10
18.....	69	21	11	11	4	12	49	5.5	3	1
19.....	228	67	9	9	...	54	54	4	13	9500	6.2	51	53	4.5	...	7
V-4-A...	*2152	685	624	623	1	58	57	1	...	3	171	14500	6.0	501	73	4.7	2	36
1.....	134	36	27	27	...	9	8	1	18	9500	6.3	18	50	4.7	...	4
2.....	*426	129	100	100	...	26	26	3	43	10500	5.7	81	58	4.9	...	9
3.....	122	39	36	35	1	3	3	17	14000	5.8	21	61	5.0	...	3
4.....	341	109	89	89	...	20	20	15	12500	5.4	92	54	4.9	...	10
5.....	**234	43	43	43	4	39	88	3.8
6.....	64	24	24	24	10	16500	6.1	14	67	5.5	2	1
7.....	263	86	86	86	37	20000	6.9	48	73	5.6	...	1
8.....	181	52	52	52	13	14500	5.5	39	64	5.4	...	5
9.....	387	167	167	167	14	22000	5.8	149	98	4.3	...	3
V-4-B...	*3484	1067	886	878	8	181	175	6	338	13000	6.3	706	64	4.9	9	88
1.....	522	162	142	139	3	20	18	2	53	9000	6.3	103	53	4.6	4	23
2.....	100	28	27	25	2	1	1	13	...	5.3	15	46	4.7	...	4
3.....	118	31	31	31	15	...	6.3	16	55	5.2	2	5
4.....	141	44	44	44	9	...	6.6	34	63	4.6	2	2
5.....	206	73	73	73	5	...	5.0	66	62	4.7	...	2
6.....	558	169	112	112	...	57	55	2	51	15000	6.2	118	73	5.3	...	11
7.....	*107	35	34	34	...	1	1	10	...	6.4	25	72	4.5
8.....	480	158	128	126	2	30	28	2	63	13500	6.7	92	78	4.9	...	7
9.....	*209	56	49	49	...	7	7	26	12500	7.1	30	94	5.5	...	4
10.....	121	36	36	36	16	...	6.6	20	70	5.0	...	4
11.....	160	47	47	47	16	...	6.8	31	58	4.9	...	2
12.....	138	44	44	44	10	...	5.5	32	53	4.8	...	6
13.....	73	22	22	21	1	5	15500	5.6	17	58	4.9	...	2
14.....	*551	162	97	97	...	65	65	46	12500	6.0	107	54	4.7	1	16
V-5.....	*7926	2418	2206	2135	71	131	107	24	...	81	759	15000	6.9	1560	68	4.8	15	163
1.....	39	13	13	13	7	30000	9.1	5	119	7.8	1	...
2.....	85	25	25	25	16	24000	7.4	9	93	6.9	...	1
3.....	127	38	38	38	19	22000	7.6	19	86	5.4	...	2
4.....	73	24	24	24	8	18000	6.8	16	75	5.9	...	1
5.....	**28	9	9	9	3	6	86	4.7
6.....	144	46	45	45	...	1	1	21	20000	6.9	24	89	6.3
7.....	92	32	32	32	18	20000	6.8	14	94	5.9
8.....	149	48	48	48	26	25000	7.4	22	100	6.5
9.....	*73	23	23	23	15	24000	9.5	7	109	4.7
10.....	**384	122	122	122	31	22000	7.9	90	89	5.1	1	3
11.....	156	69	69	69	2	67	103	6.1	...	1
12.....	83	38	38	38	1	36	77	4.9
13.....	153	52	42	41	1	10	2	8	16	...	6.4	34	65	4.4	...	2
14.....	**350	115	115	115	15	18000	6.8	99	87	4.0	...	2
15.....	**96	13	13	13	5	20000	6.0	8	89	5.0
16.....	*305	99	99	99	31	13000	6.9	61	73	5.0	...	5
17.....	136	36	36	36	12	12500	6.1	24	65	4.8	1	6
18.....	**92	14	14	14	6	19500	7.3	7	86	4.9
19.....	4	4
20.....	**220	64	64	64	22	12500	7.6	41	81	4.4	...	2
21.....	234	64	64	62	2	28	10500	7.5	35	68	5.4	...	4
22.....	8	2
23.....	49	16	16	14	2	5	10000	6.4	11	47	4.8	...	2
24.....	**77	17	13	13	...	4	2	2	6	12500	6.5	11	60	5.1	...	

City Block Characteristics

Table 2.—CHARACTERISTICS OF HOUSING UNITS, BY BLOCKS: 1960—Con.

["Total population" contains no persons in group quarters unless preceded by asterisk; one asterisk (*) denotes less than 10 percent; two asterisks (**), 10 percent or more]

Blocks within census tracts	Total population	All housing units by condition and plumbing									Occupied housing units							
		Total	Sound			Deteriorating			Dilapidated	Owner occupied			Renter occupied			Occupied by non-white	1.01 or more persons per room	
			Total	With all plumbing facilities	Lacking some or all facilities	Total	With all plumbing facilities	Lacking some or all facilities		Total	Average value (dollars)	Average number of rooms	Total	Average contract rent (dollars)	Average number of rooms			
29...	69	28	25	25	...	3	3	12	20000	7.3	14	82	4.8	...	1
30...	31	12	12	12	6	...	7.7	6	69	4.5
31...	**177	29	29	29	7	14000	7.1	22	115	4.6	...	5
32...	**106	31	27	25	2	4	1	3	10	7500	6.0	20	58	4.3	...	2
33...	130	50	50	49	1	16	10500	6.3	29	55	4.2	...	1
34...	218	74	67	67	...	7	7	27	10000	6.8	44	55	4.6	...	7
35...	*650	196	195	195	...	1	1	48	13500	6.3	139	59	4.9	...	13
36...	285	84	84	77	7	32	9000	6.2	45	54	4.7	...	6
37...	18	8	8	6	2	3	5	52	3.2
38...	70	20	18	15	3	2	2	9	...	6.1	10	61	5.3	...	3
39...	96	32	32	31	1	17	9000	7.0	14	56	4.8	...	2
40...	125	44	40	34	6	3	1	2	9	...	7.1	32	50	4.2	...	1
41...	81	24	15	7	8	9	16	43	5.3	...	5
42...	77	20	10	4	6	5	4	1	5	17	36	4.8	...	6
43...	30	7	7	7	3	4	3
44...	7	4
45...	76	27	20	18	2	3	3	10	3500	5.9	14	45	4.9	...	2
46...	46	10	10	9	1	4	6	49	6.2	...	4
47...	46	15	15	14	1	9	7500	7.6	5	55	4.8
48...	56	20	20	16	4	10	7500	6.6	9	48	2.9	...	1
49...	120	32	28	27	1	1	1	11	...	6.1	20	60	4.6	...	4
50...	46	14	14	14	6	...	5.8	8	63	3.9	...	2
51...	8	1
52...	94	27	23	23	...	4	4	9	9500	5.9	16	46	4.1	...	6
53...	109	27	27	22	5	9	16	46	4.9	...	7
54...	58	19	16	15	1	1	1	5	...	7.0	13	55	4.1	...	1
55...	47	17	17	17	2	...	5.3	10	57	3.2	...	1
56...	44	11	10	9	1	1	1	7	10	40	4.2	...	3
57...	27	8	7	7	...	1	1	1	10	34	5.2	...	2
58...	31	10	10	10	5	...	5.8	5	38	4.4	...	1
59...	*230	66	44	42	2	20	20	2	20	8000	7.0	40	45	4.6	...	10
60...	56	23	23	23	5	...	7.0	15	64	3.7	...	1
61...	49	14	14	14	7	15000	8.4	7	70	5.7	...	1
62...	64	20	14	13	1	6	6	6	10000	10.0	10	59	5.1	...	1
63...	**328	92	90	89	1	2	2	25	10000	6.0	63	62	4.8	...	4
64...	100	31	12	12	...	5	5	14	...	5.6	25	48	5.1	...	2
65...	148	41	19	19	...	13	13	9	8000	5.5	29	61	4.5	...	9
66...	127	47	20	19	1	9	9	16	8500	6.1	29	40	4.6	...	3
67...	85	22	2	2	...	8	8	12	6000	5.8	15	32	4.4	...	3
V-6.....	*6454	1952	1196	1170	26	553	526	27	...	203	518	11000	6.3	1345	55	4.9	23	175
1...	**30	7	7	7	2	4
2...	60	16	13	13	...	3	3	5	...	5.0	10	50	4.7	...	2
3...	121	48	42	37	5	6	38	41	4.4	...	5
4...	123	39	14	12	2	25	16	9	11	...	5.6	24	38	4.5	...	6
5...	84	28	28	23	5	11	...	5.5	15	40	4.4	...	3
6...	148	44	10	10	...	34	32	2	14	...	5.3	30	44	5.0	...	5
7...	**140	37	2	2	...	35	35	17	9000	5.6	20	45	4.4	...	6
8...	12	3
9...	*184	52	25	23	2	27	25	2	16	7500	5.1	34	52	4.5	...	7
10...	266	90	31	31	...	32	31	1	27	8000	5.7	60	38	4.5	...	8
11...	145	62	6	3	3	28	27	1	28	...	5.5	43	41	4.5	...	4
13...	*134	40	19	19	...	21	19	2	7	...	5.4	32	46	5.4	...	3
14...	301	86	84	83	1	2	1	1	25	...	5.8	61	51	5.4	...	4
15...	*425	125	125	124	1	29	13500	6.3	91	63	5.0	...	12
16...	*156	38	37	37	...	1	1	19	13000	8.1	19	61	4.6	...	5
17...	44	15	15	15	5	...	7.8	10	62	5.2	...	1
18...	95	35	34	34	...	1	1	16	6500	6.1	16	66	4.4	...	1
19...	223	66	65	63	2	1	1	15	...	7.0	47	66	4.7	...	7
20...	136	49	17	17	...	9	9	23	...	5.5	39	41	4.7	...	6
21...	108	39	11	11	...	25	25	11	4500	4.7	24	44	4.3	...	7
22...	172	50	19	19	...	31	30	1	16	...	6.2	34	57	4.7	...	4
23...	75	24	5	5	...	9	9	9	...	5.8	12	40	5.1	...	3
24...	172	56	31	29	2	25	25	20	8500	6.5	34	46	4.9	...	1
25...	*168	48	18	18	...	8	7	1	22	43	51	4.8	...	5
26...	145	44	24	24	...	14	14	6	...	6.2	34	52	5.1	...	5
27...	184	53	13	13	...	17	17	23	52	40	5.1	...	10
28...	180	45	21	21	...	13	13	11	13000	7.3	28	45	4.7	...	4
29...	738	248	155	155	...	64	64	29	9000	5.8	188	57	4.9	...	18
30...	**340	81	63	63	...	9	9	14	...	5.7	64	69	5.4	...	7
31...	*300	76	37	34	3	36	36	3	13500	6.4	48	64	5.1	...	5
32...	**104	21	17	16	1	4	4	12	14500	7.9	8	88	4.1
33...	**127	30	20	18	2	10	10	12	12500	8.3	18	61	4.8
34...	**196	51	35	34	1	16	16	25	17500	7.8	24	65	4.6	...	2
35...	334	104	87	86	1	14	12	2	3	13000	6.8	72	78	5.2	...	7
36...	45	17	17	17	6	...	6.0	10	67	4.6	...	1
37...	239	85	77	77	...	8	8	22	...	5.9	58	70	4.6	...	7
W-1-A...	*7927	2213	2087	2075	12	125	116	9	...	1	1182	20000	7.1	991	80	5.0	2	123
1...	3	1
2...	**28	7	6	6	...	1	1	6	36000	10.2	1
3...	110	27	27	27	26	27000	8.7
4...	73	21	21	21	20	24000	7.4
5...	38	10	10	10	9	21000	7.6	1
6...	**180	40	40	40	35	21000	7.2	5	109	7.4
7...	31	10	10	10	10	21000	6.2	1
9...	33	8	8	8	8	25000	7.0	1

Table 2.—CHARACTERISTICS OF HOUSING UNITS, BY BLOCKS: 1960—Con.

["Total population" contains no persons in group quarters unless preceded by asterisk; one asterisk (*) denotes less than 10 percent; two asterisks (**), 10 percent or more]

Blocks within census tracts	Total population	All housing units by condition and plumbing								Occupied housing units								
		Sound				Deteriorating				Dilapidated	Owner occupied			Renter occupied			Occupied by non-white	1.01 or more persons per room
		Total	With all plumbing facilities	Lacking some or all facilities	Total	With all plumbing facilities	Lacking some or all facilities		Total		Average value (dollars)	Average number of rooms	Total	Average contract rent (dollars)	Average number of rooms			
							With flush toilet	No flush toilet										
12...	62	17	17	17	17	19500	6.0	2	
13...	71	18	18	18	18	20000	6.4	1	
14...	**129	11	10	10	...	1	1	10	22000	6.8	1	
15...	49	13	13	13	13	21000	7.5	
16...	236	70	70	70	69	19500	6.9	1	1	
19...	162	48	48	48	47	22000	7.3	
20...	86	20	20	20	18	24000	8.2	1	1	
21...	111	33	33	33	28	25000	8.4	4	
23...	147	40	37	37	...	3	3	33	23000	9.1	6	93	5.8	...	1	
28...	**310	65	58	56	2	7	7	28	12500	7.5	37	64	4.5	...	3	
29...	*253	76	69	66	3	7	7	36	16500	8.3	40	83	5.4	1	1	
30...	105	36	34	34	...	2	2	23	20000	8.4	12	95	4.8	
31...	176	53	53	53	29	19000	7.4	22	92	5.8	...	2	
32...	244	75	73	73	...	2	2	49	21000	8.0	25	89	6.4	
33...	175	60	58	58	...	2	2	30	18000	7.1	29	74	4.6	...	2	
34...	205	66	66	66	29	19000	7.6	35	94	5.5	
35...	216	72	71	71	...	1	1	32	16500	7.0	39	86	6.0	...	3	
36...	65	22	18	18	...	4	4	11	14000	7.6	10	65	5.1	...	2	
37...	*54	14	14	14	8	...	9.3	6	81	5.2	
38...	48	17	16	16	...	1	1	5	...	8.4	12	74	4.6	
39...	67	20	20	19	1	9	12500	7.1	11	57	5.3	...	3	
41...	129	41	41	41	13	...	5.5	28	70	5.0	...	2	
42...	108	33	27	27	...	5	5	...	1	23	12000	7.2	10	51	4.6	...	1	
43...	83	24	23	23	...	1	1	13	...	7.6	11	63	4.5	...	2	
44...	200	66	51	51	...	15	15	26	13500	5.9	40	62	4.9	...	3	
45...	171	62	58	58	...	4	3	1	...	24	...	5.6	38	78	5.1	...	2	
46...	35	12	11	10	1	1	1	10	88	5.8	...	1	
47...	136	47	43	43	...	4	4	11	...	5.3	35	57	4.2	...	7	
48...	56	29	13	13	...	16	12	4	...	3	22	38	4.0	...	3	
49...	77	33	17	16	1	16	15	1	...	10	...	5.8	18	49	3.9	1	3	
50...	**40	
52...	146	47	44	43	1	3	3	31	7500	5.5	16	44	4.6	...	4	
53...	160	50	33	31	2	17	14	3	...	18	12500	6.1	31	49	4.5	...	7	
54...	307	88	88	88	32	10000	5.6	55	63	5.2	...	10	
55...	522	144	144	143	1	56	16500	6.7	85	150	5.1	...	7	
56...	142	44	44	44	21	15000	6.4	21	136	5.2	...	2	
57...	*141	45	45	45	9	...	6.1	36	77	4.9	
59...	236	87	86	86	...	1	1	11	...	6.8	76	81	5.0	...	2	
60...	**94	14	11	11	...	3	3	4	10	...	5.4	
61...	68	22	22	22	16	17000	5.9	6	63	6.8	
62...	35	9	9	9	9	20000	7.6	
63...	**489	60	58	58	...	2	2	59	23000	7.0	1	
64...	3	1	
65...	145	46	46	46	46	24000	7.6	
66...	35	12	12	12	11	20000	6.7	1	
67...	**83	13	13	13	9	18000	6.8	4	
68...	48	14	14	14	13	25000	6.2	1	
69...	40	10	10	10	10	30000	7.1	
70...	100	31	31	31	30	30000	7.0	
71...	29	10	10	10	10	26000	6.1	
79...	286	77	71	71	...	6	6	6	...	6.0	68	70	4.2	...	19	
80...	316	72	72	72	1	71	75	4.4	...	21	
W-1-B...	*9552	2876	2772	2717	55	94	94	10	1877	17500	6.5	971	72	5.0	5	109
1...	**182	49	49	48	1	47	22000	6.6	1	
2...	29	7	7	7	7	22000	5.9	
3...	9	
4...	36	12	12	12	12	18500	5.6	
5...	34	11	11	11	11	20000	7.1	
6...	38	12	12	12	12	25000	6.4	
7...	19	4	
8...	19	5	5	5	5	27000	7.0	
9...	41	13	13	13	13	20000	6.3	
10...	111	36	36	35	1	36	19500	6.4	1	
11...	77	23	23	23	22	20000	6.7	1	1	
13...	17	6	5	5	...	1	1	6	21000	6.2	
14...	46	14	13	13	...	1	1	14	19500	7.1	
15...	29	9	9	9	9	18500	6.7	
16...	49	17	17	17	17	22000	6.9	
18...	60	15	15	15	15	21000	6.9	
19...	64	16	16	16	16	22000	7.1	
20...	71	17	17	17	17	22000	7.4	1	
21...	456	124	124	124	106	18500	6.9	17	80	4.7	...	9	
22...	60	19	19	19	19	19000	6.6	
23...	93	27	27	27	27	19000	6.4	
24...	98	30	30	29	1	30	19500	6.8	
25...	45	13	13	13	12	19500	6.7	1	
26...	129	36	36	36	36	17000	6.3	2	
27...	32	11	11	11	11	14500	5.5	
28...	79	21	21	21	21	16500	6.1	
32...	50	16	16	16	16	21000	6.9	1	
34...	34	9	9	9	9	16000	6.2	
35...	33	10	10	10	10	17000	6.1	
36...	51	17	17	16	1	16	18000	6.4	1	
37...	71	23	23	23	14	17000	6.1	9	74	5.8	...	1	
38...	106	42	41	41	...	1	1	29	16500	6.2	13	75	5.0	

City Block Characteristics

Table 2.—CHARACTERISTICS OF HOUSING UNITS, BY BLOCKS: 1960—Con.

["Total population" contains no persons in group quarters unless preceded by asterisk; one asterisk (*) denotes less than 10 percent; two asterisks (**), 10 percent or more]

Blocks within census tracts	Total population	All housing units by condition and plumbing								Occupied housing units								
		Total	Sound			Deteriorating			Dilapidated	Owner occupied			Renter occupied			Occupied by non-white	1.01 or more persons per room	
			Total	With all plumbing facilities	Lacking some or all facilities	Total	With all plumbing facilities	Lacking some or all facilities		Total	Average value (dollars)	Average number of rooms	Total	Average contract rent (dollars)	Average number of rooms			
								With flush toilet										No flush toilet
39...	151	45	45	45	26	18000	7.0	19	82	4.9	...	2	
40...	59	17	17	17	11	15000	6.8	6	78	5.7	
41...	83	26	26	26	15	17000	6.0	11	61	4.9	...	2	
42...	98	40	35	35	...	5	5	29	17500	6.2	11	67	5.5	
43...	27	9	9	9	6	30000	9.0	3	
44...	18	8	6	6	...	2	2	7	14000	5.4	1	
45...	7	1	
50...	135	42	42	42	32	17000	7.1	10	163	4.7	
51...	220	61	59	59	...	2	2	36	15500	6.7	25	79	6.0	...	3	
52...	111	35	34	34	...	1	1	20	17000	7.4	15	79	6.1	...	1	
53...	134	31	31	31	21	16500	7.1	10	74	5.2	...	2	
54...	310	83	83	83	42	16000	6.8	41	73	5.8	...	5	
55...	281	83	81	81	...	2	2	45	18000	7.5	36	76	5.3	...	5	
56...	338	91	89	89	...	2	2	48	16500	6.9	43	76	5.4	...	3	
57...	390	110	110	109	...	1	53	16000	6.7	56	73	5.5	...	5	
58...	172	56	56	55	...	1	18	15500	6.6	37	67	5.2	...	3	
59...	198	63	63	63	35	16000	6.3	28	74	5.3	...	2	
60...	330	104	104	103	...	1	64	14000	6.0	39	73	5.1	...	4	
61...	209	68	68	68	25	17000	5.6	40	65	4.8	...	2	
62...	162	57	57	57	26	12500	5.7	29	64	4.7	...	1	
63...	145	39	39	39	25	12000	6.4	14	69	4.6	...	3	
64...	151	52	52	52	28	13500	6.2	24	70	5.1	...	1	
65...	15	4	4	4	
66...	103	37	37	37	25	14500	5.5	12	69	4.8	
67...	146	41	41	41	21	10500	6.0	20	62	4.9	...	6	
68...	170	45	45	45	32	14000	6.4	13	74	5.4	1	3	
69...	19	5	5	5	4	1	
71...	25	7	7	7	7	17500	4.7	
72...	21	5	5	5	5	17500	6.2	1	
74...	4	1	
75...	99	21	18	18	...	3	3	17	14500	7.8	4	2	
76...	141	38	34	34	...	4	4	32	15000	6.8	6	72	5.2	...	2	
77...	131	41	37	37	...	4	4	26	13500	6.0	15	73	5.3	1	...	
78...	154	45	42	42	...	3	3	29	12000	6.9	15	66	4.7	...	1	
79...	132	43	43	43	...	6	27	13000	6.8	15	66	3.9	
80...	385	116	116	115	...	1	59	13000	6.6	55	72	5.0	...	6	
81...	117	41	41	40	...	1	16	15000	6.4	25	70	4.7	1	...	
82...	...	1	
83...	38	13	13	13	5	8	66	3.5	...	1	
84...	135	50	48	20	28	15	11500	6.1	34	61	4.2	...	1	
85...	72	17	17	17	13	11000	7.6	4	1	
86...	4	
87...	48	21	21	16	5	7	14	
90...	108	32	27	27	...	5	5	21	14500	7.5	11	67	4.6	
91...	171	44	29	29	...	13	13	...	2	26	15500	6.3	17	75	4.8	...	7	
92...	155	62	60	60	...	2	2	21	18000	6.9	40	82	4.2	...	2	
93...	281	95	73	66	7	17	17	...	5	48	14500	6.4	43	54	4.2	...	3	
94...	1	
95...	105	30	30	30	30	20000	6.3	
96...	63	19	19	19	19	21000	6.4	1	
97...	158	52	52	52	49	21000	6.5	1	
98...	27	7	7	7	7	21000	6.4	
99...	24	6	6	6	6	18500	5.8	
100...	236	78	69	69	...	9	9	23	13500	5.7	54	69	4.7	...	2	
101...	71	17	8	8	...	9	9	9	...	6.1	8	66	5.8	...	3	
102...	44	12	9	9	...	3	3	10	15000	6.4	1	1	
103...	152	41	36	36	...	5	5	29	14000	6.6	12	73	5.3	...	4	
W-2.....	*4290	1312	652	652	...	423	419	4	...	237	325	10500	5.6	936	56	4.7	3	132
1...	303	86	27	27	...	47	46	1	...	12	27	7500	5.3	58	57	4.7	...	10
2...	114	30	5	5	...	11	11	14	10	10500	7.0	17	44	4.7	...	4
3...	284	81	37	37	...	29	29	15	29	7500	5.8	52	48	4.5	...	10
4...	299	91	11	11	80	23	...	5.0	66	47	4.7	...	13
5...	467	143	1	1	...	88	88	54	36	...	5.5	103	55	5.0	...	14
6...	248	90	63	63	...	22	21	1	...	5	14	...	6.2	74	76	4.3	...	4
8...	158	38	35	35	3	8	7500	7.9	27	49	4.7	1	9
9...	29	10	10	10	6	5.2	3	1	9
13...	175	64	3	3	...	32	30	2	...	29	11	6000	5.5	41	38	4.4	1	6
14...	167	55	11	11	...	20	20	24	17	8000	5.3	34	36	4.4	...	4
15...	*464	145	143	143	...	2	2	39	17	11500	5.7	103	67	4.8	1	11
16...	130	42	42	42	...	1	1	6	5.5	36	61	4.8	...	3
17...	60	18	17	17	8	6.0	10	54	4.9
18...	52	17	8	8	...	2	2	5	5.8	11	50	5.4	...	1
19...	166	50	48	48	...	13	13	14	5.1	36	59	5.3	...	3
20...	77	23	10	10	...	27	27	5	6.0	18	57	5.1	...	2
21...	144	48	21	21	...	24	24	9	5.3	37	44	4.7	...	3
22...	148	48	24	24	...	1	1	4	40	43	4.4	...	8
23...	106	33	32	32	10	4.8	22	60	4.9	...	4
24...	138	34	6	6	...	28	28	5	...	7.0	24	50	4.8	...	7	
26...	232	67	67	67	16	16500	5.3	50	62	5.0	...	4	
27...	280	84	72	72	...	12	12	18	15500	5.3	64	62	4.7	...	10	
30...	49	15	15	15	5	...	5.0	10	67	5.0	...	1	
W-3-A...	**11289	2195	1983	1939	44	172	163	8	1	40	661	14000	6.1	1477	68	4.9	17	239
1...	**503
7...	34	7	7	7	2	5	62	4.6	...	2	

Table 2.—CHARACTERISTICS OF HOUSING UNITS, BY BLOCKS: 1960—Con.

["Total population" contains no persons in group quarters unless preceded by asterisk: one asterisk (*) denotes less than 10 percent; two asterisks (**), 10 percent or more]

Blocks within census tracts	Total population	All housing units by condition and plumbing									Occupied housing units								
		Total	Sound			Deteriorating			Dilapidated	Owner occupied			Renter occupied			Occupied by non-white	1.01 or more persons per room		
			Total	With all plumbing facilities	Lacking some or all facilities	Total	With all plumbing facilities	Lacking some or all facilities		Total	Average value (dollars)	Average number of rooms	Total	Average contract rent (dollars)	Average number of rooms				
10...	260	120	120	120	115	113	4.1	...	5		
12...	84	24	24	24	5	72	6.2	...	1		
13...	*367	102	102	100	2	55	65	5.4	...	9		
16...	448	137	103	100	3	31	24	6	1	3	94	55	5.4	3	15		
17...	461	142	130	109	21	12	12	98	55	4.6	1	16		
20...	36	16	8	8	...	8	8	8	51	4.4		
21...	35	13	5	5	...	6	5	1	...	2	9	54	3.8	...	1		
23...	72	21	18	18	...	3	3	16	63	5.4	...	2		
25...	50	12	12	12	10	55	6.0	...	1		
26...	80	27	19	19	...	8	8	23	58	4.2	...	3		
27...	132	37	35	35	...	2	2	21	63	5.0	...	3		
28...	80	26	26	26	13	65	5.2	...	2		
29...	87	26	26	26	7	72	5.1	...	1		
30...	317	107	105	105	...	2	2	47	16000	6.0	57	5.2	5	
31...	466	127	125	125	2	28	12000	5.4	99	7.7	26	
32...	105	30	27	27	...	3	3	8	...	5.3	22	6.3	2	
33...	99	29	29	29	10	...	5.6	19	6.2	2	
34...	61	19	19	19	6	...	5.3	12	6.9	...	
35...	44	12	12	12	...	3	2	3	8	5.5	2	
36...	974	237	237	237	4	231	66	4.3	7
37...	31	11	11	11	8	8500	6.1	2	...	1	
38...	82	30	24	24	...	6	6	1	29	5.0	1	
39...	47	15	15	15	4	10	5.9	2	
40...	72	24	24	24	8	...	5.3	16	5.9	1	
41...	61	21	21	21	3	17	7.1	2	
42...	179	55	31	31	...	24	24	12	13000	6.3	42	8.3	1	
43...	27	6	6	6	6	12500	6.8	
44...	153	45	45	45	42	14500	6.4	3	...	1	
45...	92	21	21	21	18	15500	6.6	1	
46...	32	11	11	11	10	15500	6.7	1	
47...	**72	17	15	15	...	2	2	10	...	6.6	7	7.4	5.6	1
48...	77	27	9	9	...	18	18	5	...	5.2	21	7.5	4.9	1
49...	130	39	39	39	25	12500	6.3	14	6.6	5.4	...
50...	129	31	31	31	17	14500	7.2	14	6.9	5.1	2
51...	292	81	69	69	...	12	12	29	15000	6.4	48	6.4	5.3	6
52...	214	62	59	59	...	3	3	31	15000	6.3	31	6.5	4.9	5
53...	117	31	30	30	...	1	1	6	...	5.5	23	6.2	5.2	4
54...	414	134	125	122	3	9	9	40	12500	6.0	92	5.9	4.9	9
55...	697	184	143	136	7	6	5	1	...	35	72	11500	5.9	105	6.6	5.3	2
56...	142	35	26	26	...	9	9	9	...	5.3	26	4.9	5.0	2
58...	7	2
59...	72	16	16	14	2	6	...	5.2	10	6.3	5.1	6
60...	18	4
64...	**3337	22	22	18	4	22	3.2	3.9	1
W-3-B...	1381	440	415	406	9	23	20	2	1	2	226	12500	5.9	202	61	4.6	...	28	
1...	281	90	84	82	2	5	5	1	38	12500	5.6	51	60	4.6	...	6	
2...	58	24	22	21	1	2	...	1	1	...	9	...	4.6	14	60	4.4	
3...	24	7	5	5	...	2	2	1	5	5.5	5.0	...	1	
4...	103	34	34	34	16	13000	5.8	18	63	4.2	...	1	
5...	112	38	36	33	3	2	1	1	18	10000	6.1	20	5.8	4.3	...	2	
6...	19	7	6	6	...	1	1	5	11000	7.0	2		
7...	71	29	25	23	2	4	4	9	...	5.2	16	6.6	4.6	...	1	
8...	72	19	19	19	13	14000	6.2	6	6.1	4.8	
9...	80	22	21	20	1	1	1	18	14000	6.4	4	1	
10...	67	16	16	16	10	15000	5.7	6	5.1	4.5	...	3	
11...	18	7	5	5	...	2	2	3	3	
12...	20	5	5	5	3	2	1	
14...	10	2	
15...	100	36	36	36	17	13000	5.8	18	60	4.5	...	1	
16...	39	11	11	11	10	15000	5.3	1	1	
17...	61	18	17	17	...	1	1	11	10500	5.8	7	7.1	4.3	...	2	
18...	64	21	21	21	17	10500	5.8	4	1	
19...	67	20	19	19	...	1	1	15	9000	6.0	5	7.0	5.2	...	2	
21...	70	20	17	17	...	2	2	1	9	11500	7.0	10	7.0	5.4	...	2	
24...	45	14	14	14	2	10	5.4	3.8	...	3	
W-4-A...	2432	729	647	642	5	81	76	5	...	1	449	13500	5.8	269	67	4.9	...	44	
1...	78	19	19	19	19	14500	6.6	1	
2...	76	26	20	20	...	6	6	5	18	15000	6.1	8	4.9	4.0	...	1	
3...	148	50	44	44	...	6	6	19	15500	5.7	27	7.2	5.1	...	3	
5...	50	14	8	8	...	6	6	7	...	5.7	7	6.9	5.3	
6...	44	17	12	12	...	5	5	6	...	5.3	10	5.3	4.8	
8...	19	6	3	3	...	3	3	4	2	
9...	129	39	29	29	...	10	10	8	12000	5.9	20	8.6	4.8	...	3	
10...	43	12	10	9	1	2	2	7	...	6.0	5	4.1	4.2	...	1	
11...	138	39	35	35	...	4	4	23	13000	5.7	15	6.1	5.0	...	2	
13...	183	60	46	46	...	14	14	30	15000	5.6	30	6.5	4.7	...	1	
14...	90	28	28	28	23	13000	5.9	5	7.2	5.0	
15...	23	10	10	10	10	15000	5.7	
16...	21	5	5	5	5	15000	6.2	
17...	164	44	44	44	36	14500	6.3	8	7.3	6.4	...	5	
20...	101	29	29	29	27	13000	5.4	2	1	
21...	157	41	41	41	22	14000	5.6	19	1.35	5.1	...	5	
24...	40	13	13	13	11	13500	5.0	2	
25...	45	14	14	14	9	9500	6.6	5	3.8	5.8	...	1	

City Block Characteristics

Table 2.—CHARACTERISTICS OF HOUSING UNITS, BY BLOCKS: 1960—Con.

["Total population" contains no persons in group quarters unless preceded by asterisk; one asterisk (*) denotes less than 10 percent; two asterisks (**), 10 percent or more]

Blocks within census tracts	Total population	All housing units by condition and plumbing									Occupied housing units							
		Total	Sound			Deteriorating			Dilapidated	Owner occupied			Renter occupied			Occupied by non-white	1.01 or more persons per room	
			Total	With all plumbing facilities	Lacking some or all facilities	Total	With all plumbing facilities	Lacking some or all facilities		Total	Average value (dollars)	Average number of rooms	Total	Average contract rent (dollars)	Average number of rooms			
26...	35	11	7	7	...	3	3	1	7	8500	6.1	1	1
27...	32	9	9	9	6	10000	6.7	2
28...	23	6	6	6	5	...	5.6	1	1
29...	23	8	8	8	3	5	65	5.0
30...	29	6	6	6	4	2	1
31...	15	6	6	6	2	4
32...	31	10	5	5	...	5	5	4	6	63	4.7	...	2
34...	311	94	92	92	...	2	2	61	12500	5.5	33	53	4.5	...	7
35...	318	93	86	83	3	7	7	51	14000	5.7	42	56	4.8	...	8
36...	66	20	18	17	1	2	2	12	11000	5.1	8	57	5.0
W-4-B...	*7762	2254	1985	1977	8	260	258	2	...	9	1284	14000	6.1	938	66	5.0	...	138
3...	183	62	35	35	...	27	27	20	...	5.2	41	60	5.1	...	2
4...	195	63	63	63	28	12500	5.4	34	64	5.0	...	2
5...	133	41	41	41	27	14500	6.6	14	78	4.6	...	1
6...	83	21	21	21	14	16500	6.1	7	75	5.4
7...	18	6	6	6	5	13500	7.2	1
8...	66	20	20	20	14	15000	6.3	6	63	4.8
9...	302	94	94	94	49	12000	6.0	44	78	4.6	...	6
10...	28	12	12	12	7	...	5.7	5	54	4.6
11...	96	28	28	27	1	12	13000	6.3	16	69	4.2	...	2
12...	56	18	8	8	...	6	6	4	8	...	5.9	10	59	4.9	...	3
13...	75	28	28	28	12	...	5.5	16	54	4.3	...	1
14...	121	32	32	32	21	12500	6.2	11	72	4.5	...	3
15...	93	25	25	25	13	12500	7.4	12	67	5.8	...	1
16...	108	29	29	29	16	12500	7.0	13	72	5.7
17...	97	29	28	28	...	1	1	21	12000	6.1	8	54	5.1	...	3
18...	72	17	17	17	12	13000	6.8	5	66	5.2	...	3
19...	81	28	25	25	...	3	3	17	15500	5.8	8	66	5.3
20...	127	38	38	37	1	20	13000	6.2	16	67	5.1	...	2
21...	105	31	31	30	1	17	10500	6.4	14	71	5.5
22...	173	50	50	50	35	14500	6.2	14	122	4.9	...	4
23...	128	38	32	32	...	6	4	2	22	13500	6.0	16	68	5.3	...	4
25...	76	20	20	20	17	13000	7.1	3
26...	72	19	19	19	17	13500	7.0	2	1
27...	85	21	21	21	17	13500	7.1	4
28...	75	20	20	20	17	14000	7.0	3
30...	14	4
31...	93	32	30	30	...	2	2
32...	139	42	41	41	...	1	1	24	15000	6.0	8	57	4.9
33...	124	35	35	35	24	13500	5.9	17	74	5.0	...	2
34...	33	10	10	10	20	13500	6.2	15	65	5.3	...	3
35...	*85	18	18	18	7	...	5.6	3	1
36...	27	8	6	6	12	12000	6.6	6	66	5.8	...	3
37...	129	35	35	35	...	1	1	1	6	13500	7.7	2
38...	85	20	20	20	26	12000	6.7	9	73	4.8	...	1
39...	109	28	23	23	...	5	5	14	14500	6.6	6	81	5.3	...	2
40...	114	28	28	28	20	14000	7.1	7	70	5.3	...	1
41...	71	24	23	23	...	1	1	17	12500	6.4	11	70	4.6	...	4
42...	65	18	17	17	...	1	1	13	12000	5.8	11	59	4.4	...	1
43...	13	6	1	1	5	...	5.8	13	57	4.8
44...	15	6	4	4	...	2	2	1
45...	37	8	8	8	6	...	6.8	2	1
46...	169	46	39	39	...	7	7	24	13000	5.8	22	67	5.0	...	7
47...	53	18	18	18	6	...	6.2	12	53	5.1
48...	*66	14	13	13	...	1	1	8	...	7.1	6	64	5.7
49...	46	12	12	12	8	13000	6.3	4
50...	27	7	7	7	6	13500	7.2	1	1
51...	51	16	16	16	3	13	58	5.1
52...	126	40	40	38	2	16	13000	6.3	23	68	5.0	...	1
53...	45	15	15	15	7	...	7.6	8	65	5.5
54...	*338	91	91	91	31	12500	5.7	56	74	5.3	...	9
55...	47	13	12	12	...	1	1	13	17000	7.0
56...	99	28	27	26	1	1	17	15500	5.6	11	74	4.6	...	3
57...	127	37	36	36	...	1	1	26	14500	5.7	10	66	5.2	...	3
58...	255	73	72	72	...	1	1	50	14500	5.8	21	66	4.9	...	5
59...	96	20	20	20	18	14000	5.9	2	4
60...	237	73	62	61	1	11	11	45	14500	6.0	25	63	4.5	...	3
61...	336	107	101	101	...	6	6	60	14500	5.8	47	57	4.8	...	6
62...	75	20	20	20	20	15000	6.0	1
63...	77	20	20	20	16	14000	6.2	4	2
64...	65	19	19	18	1	15	14000	6.4	3
65...	116	29	29	29	24	13500	5.8	4	3
66...	59	16	16	16	13	15000	5.7	3	1
67...	137	35	33	33	...	2	2	23	14500	5.9	12	61	4.4	...	4
68...	110	28	27	27	...	1	1	17	13000	6.3	11	67	5.9	...	1
69...	146	38	38	38	19	11500	6.0	18	65	5.1	...	5
70...	761	245	75	75	...	167	167	3	74	14500	5.5	167	62	4.9	...	15
71...	297	82	82	82	62	15000	6.2	18	73	5.7	...	4
W-5.....	9051	2670	2569	2544	25	95	91	4	...	6	1527	14000	6.4	1096	68	5.0	3	136
1...	29	8	7	7	...	1	1	6	14500	6.2	2
2...	78	28	28	28	19	16000	6.9	8	68	5.5
3...	98	27	27	27	24	17000	7.1	3	1
4...	51	13	12	12	...	1	1	13	17000	7.5
5...	147	36	36	36	28	14500	7.3	8	79	4.8	...	1
6...	217	58	58	58	32	15500	7.0	25	71	5.4	...	4

Table 2.—CHARACTERISTICS OF HOUSING UNITS, BY BLOCKS: 1960—Con.

["Total population" contains no persons in group quarters unless preceded by asterisk; one asterisk (*) denotes less than 10 percent; two asterisks (**), 10 percent or more]

Blocks within census tracts	Total population	All housing units by condition and plumbing									Occupied housing units							
		Total	Sound			Deteriorating			Dilapidated	Owner occupied			Renter occupied			Occupied by non-white	1.01 or more persons per room	
			Total	With all plumbing facilities	Lacking some or all facilities	Total	With all plumbing facilities	Lacking some or all facilities		Total	Average value (dollars)	Average number of rooms	Total	Average contract rent (dollars)	Average number of rooms			
								With flush toilet										No flush toilet
7...	226	62	61	59	2	1	1	31	14000	6.6	31	69	5.5	...	3
8...	211	54	51	50	1	3	3	30	13500	6.5	23	67	5.8	...	4
9...	118	34	34	33	1	16	15000	6.7	18	69	4.8	1	1
10...	67	22	22	20	2	8	15000	6.1	32	63	5.0	...	2
11...	225	66	66	66	30	14000	6.2	28	65	4.8	...	3
12...	179	52	51	51	...	1	1	28	13000	6.3	23	75	5.4	...	1
13...	77	20	20	20	13	13500	6.5	2
14...	78	16	16	16	14	13500	8.2
15...	88	24	24	24	19	14500	7.8	5	71	4.6	...	1
16...	58	15	15	15	15	17000	6.8
17...	64	15	15	15	15	16000	6.9
18...	61	16	16	16	16	17500	6.7
19...	120	25	25	25	22	14000	7.5	3	5
20...	122	34	34	34	20	15000	6.1	14	69	4.6	...	1
21...	66	20	20	20	13	13000	6.2	7	57	5.3	...	1
22...	334	85	85	85	62	14000	6.5	21	66	5.1	...	7
23...	46	15	15	15	14	18000	7.3	2
24...	61	13	13	13	12	18500	6.6	1
25...	87	24	24	24	15	17500	6.6	9	68	4.8	...	1
26...	155	43	43	43	28	14500	5.6	15	70	5.4	...	6
27...	112	28	28	28	18	12000	6.1	10	75	4.7	...	2
28...	104	32	31	31	...	1	1	23	13000	6.0	9	70	4.2	...	1
29...	76	22	21	21	...	1	1	18	11500	6.7	4	1
30...	121	39	39	39	23	14000	6.0	16	66	4.8	...	1
31...	96	31	31	31	15	13000	5.8	16	65	4.8	...	1
32...	137	39	33	33	...	6	6	28	12500	6.2	8	63	4.5	...	2
33...	101	35	35	35	16	14000	6.8	18	55	5.0	...	2
34...	93	28	27	27	...	1	1	18	13500	6.4	10	68	5.6	...	1
35...	103	33	27	25	2	6	6	13	...	6.2	20	60	5.0
36...	90	29	29	28	1	10	12500	6.3	18	64	4.8	...	3
37...	96	25	25	25	11	...	5.7	14	71	4.9	...	2
38...	90	27	24	21	3	1	1	2	13	...	6.1	13	64	4.8	...	4
40...	46	15	15	15	11	12000	6.5	4
41...	14	5	5	5	5	15000	4.6
42...	12	6	6	6	4	2
43...	114	36	36	36	20	13000	6.6	15	72	4.6
44...	139	40	40	40	23	15000	5.9	15	72	5.3	...	3
47...	92	32	32	32	22	15000	5.7	10	72	5.2	...	1
48...	72	25	25	25	18	14000	5.7	7	73	5.3	...	1
49...	116	38	38	38	20	15000	5.6	18	70	4.6	...	3
50...	145	47	47	47	24	13500	5.6	22	71	5.5	...	3
51...	86	22	22	22	14	14500	6.0	8	63	4.3
52...	41	14	14	14	5	...	5.6	9	71	4.9
53...	26	10	10	10	5	...	5.4	5	43	4.0	...	1
54...	99	28	28	28	15	12000	6.2	13	71	5.0	...	3
55...	129	32	32	32	15	13500	6.2	17	83	5.7
56...	109	34	34	34	18	15500	5.7	15	71	5.7
57...	221	62	62	62	35	14000	6.3	27	60	4.8	...	5
58...	135	48	48	48	24	12000	6.3	22	61	4.9	...	1
59...	120	38	34	34	...	4	4	21	12000	5.8	16	62	5.3	...	3
61...	127	40	40	38	2	25	13000	6.4	15	65	4.7	...	3
62...	102	36	28	28	...	8	7	1	17	13500	6.1	19	62	4.9	...	1
64...	165	52	44	44	...	8	8	26	12000	6.2	26	63	4.7	...	2
65...	213	71	63	62	1	8	7	1	29	...	5.7	38	63	4.5	...	7
66...	3	1
68...	105	37	37	37	17	15000	6.5	19	71	5.9	...	1
69...	119	34	34	30	4	21	12500	6.5	13	63	4.2	1	1
70...	120	37	29	27	2	8	8	24	11500	6.4	11	67	4.6	...	1
71...	196	65	61	61	...	4	4	27	12000	6.3	37	63	5.0	...	1
72...	106	27	24	24	...	3	3	16	13500	6.9	11	73	5.1	...	2
73...	69	19	17	17	...	2	2	12	13000	6.7	7	78	5.9	...	1
74...	123	39	36	35	1	3	3	11	...	5.9	26	61	4.7	...	3
75...	15	5	2	2	...	3	3	2	2
76...	151	43	31	31	...	10	9	1	...	2	20	11000	6.3	22	60	5.3	...	4
77...	127	33	29	29	...	4	4	25	14000	6.7	8	68	6.1	...	2
78...	175	55	52	51	1	1	1	2	34	12000	6.2	19	64	4.9	1	2
79...	147	42	42	42	31	12500	6.8	10	63	5.1	...	1
80...	193	56	56	56	35	14000	6.3	19	69	5.7	...	3
81...	253	79	79	79	29	...	5.8	49	80	5.1	...	4
82...	266	76	76	76	40	15500	6.1	36	73	5.6	...	2
84...	55	18	18	16	2	11	13000	5.9	7	68	5.0	...	1
85...	15	7	7	7	3	4
86...	53	19	19	19	6	12000	6.3	13	84	5.1	...	1
87...	32	9	9	9	5	...	6.2	4	1
88...	123	45	40	40	...	5	5	13	12500	6.5	29	86	3.9	...	3
W-6-A...	*6080	1874	1860	1852	8	13	12	1	...	1	1457	16500	6.2	391	116	4.5	2	49
2...	33	10	10	10	10	20000	5.8
4...	28	7	7	7	7	19000	5.7
5...	27	10	10	10	9	20000	5.7
6...	4	1
7...	7	1
11...	16	3
14...	6	2
15...	3	1
16...	17	5	5	5	5	17500	6.6

City Block Characteristics

Table 2.—CHARACTERISTICS OF HOUSING UNITS, BY BLOCKS: 1960—Con.

["Total population" contains no persons in group quarters unless preceded by asterisk; one asterisk (*) denotes less than 10 percent; two asterisks (**), 10 percent or more]

Blocks within census tracts	Total population	All housing units by condition and plumbing									Occupied housing units						
		Total	Sound			Deteriorating			Dilapidated	Owner occupied			Renter occupied			Occupied by non-white	1.01 or more persons per room
			Total	With all plumbing facilities	Lacking some or all facilities	Total	With all plumbing facilities	Lacking some or all facilities		Total	Average value (dollars)	Average number of rooms	Total	Average contract rent (dollars)	Average number of rooms		
17...	59	23	23	23	17	19500	5.5	5	134	5.0
18...	45	17	17	17	11	19000	5.6	6	138	5.0
20...	14	3	3
21...	10	3	3
22...	5	3	3
24...	76	23	23	23
25...	88	39	39	39	22	18500	6.4	1
26...	33	16	16	16	36	148	4.1
27...	4	1	1	2	14	145	3.6
28...	14	4	4
29...	99	30	30	30	26	22000	6.4	4
30...	55	16	16	16	16	19500	6.2
31...	34	8	8	8	8	18500	6.4
32...	46	18	18	18	16	17000	6.6	2
33...	97	31	31	31	25	16500	6.3	6	83	5.0
34...	186	53	53	52	1	39	17000	6.9	14	91	5.4	1	...
35...	159	50	50	50	37	16500	6.5	13	82	5.4	...	1
36...	225	69	68	68	1	49	15000	6.3	19	79	5.5
37...	136	40	40	40	31	16000	6.5	9	75	5.8
38...	115	27	27	27	26	15500	7.0	1
39...	87	25	25	25	18	16000	6.3	7	83	6.4
40...	59	19	19	19	17	17000	6.4	2
41...	77	25	25	25	24	18000	6.3	1
42...	47	14	14	14	12	18500	6.3	1
43...	50	15	15	15	15	18500	5.9
44...	57	18	18	18	18	17500	5.6
45...	66	21	21	21	21	15500	5.8	1
46...	83	25	25	25	24	16500	5.7	1
47...	33	14	14	14	14	15000	5.3
48...	31	10	10	10	10	16500	5.7
49...	5	1
50...	57	13	13	13	13	17000	6.3	2
51...	59	16	16	15	1	16	15500	5.8	1
52...	29	8	8	7	8	17000	6.0
53...	6	3
54...	4	1
55...	54	14	14	14	14	13500	5.4	1	1
56...	59	17	16	16	...	1	17	15000	6.1	1
57...	34	10	10	10	10	15000	6.0	1
58...	23	6	6	6	6	16000	6.8
61...	33	10	9	9	...	1	1	9	15500	5.9	1
62...	41	9	9	9	9	16000	6.2	1
63...	21	6	6	6	6	14500	5.3
64...	87	27	26	26	...	1	1	25	16000	5.7	2	1
65...	74	22	22	22	21	16500	6.1	1
66...	33	11	11	11	11	15000	6.4	1
67...	26	10	10	10	10	15500	5.9
68...	19	6	6	6	6	17500	6.2
70...	19	6	6	6	6	20000	6.3
71...	108	33	33	33	25	18000	6.3	8	92	5.3	...	1
72...	64	19	19	19	19	17000	6.5	1
73...	121	33	33	32	1	33	19000	6.8	1
74...	33	10	10	10	10	15500	6.2
75...	54	14	14	14	14	15500	6.1
76...	37	14	13	13	...	1	...	1	...	14	14500	5.7	1
77...	38	15	15	15	10	16000	6.2	3	1
78...	29	8	8	8	4	4
79...	56	15	15	15	12	14500	6.0
80...	26	7	7	7	7	14000	6.1	1
81...	16	6	6	6	6	15000	5.8
82...	43	10	10	10	10	16000	5.9	1
83...	25	8	8	8	7	16000	5.4	1
84...	48	11	11	11	9	16500	6.6	1
85...	143	42	41	41	...	1	1	37	14500	6.5	4	5
86...	*165	40	40	40	36	15500	6.9	3	2
87...	49	15	15	15	14	16500	5.9	1	1
88...	37	10	10	10	10	15500	6.0	1
89...	47	20	20	20	18	13000	5.2	1
90...	72	24	24	24	18	12500	5.7	5	66	5.2
91...	72	19	19	19	11	12000	5.7	8	63	4.6	...	1
92...	44	15	15	15	14	13500	5.2	1	1
93...	46	13	13	13	12	15500	5.8	1	1
94...	253	74	73	73	...	1	1	66	15000	5.7	7	69	5.0	...	4
95...	105	36	36	36	25	13000	5.8	11	81	5.6	...	1
96...	170	56	56	56	39	15500	5.9	16	73	5.6	...	1
97...	127	37	36	34	2	28	16000	6.1	8	72	4.8	...	1
98...	189	44	39	39	5	1	5	38	13500	7.7	5	69	5.2	...	3
99...	44	13	13	13	9	13000	7.3	3	1
100...	18	8	8	8	6	15000	5.5	2
101...	409	182	182	182	41	21000	6.0	137	142	3.5	...	1
103...	28	7	7	7	7	24000	6.6
104...	20	6	6	6	6	22000	6.3
106...	4	1
107...	15	5	5	5	5	26000	6.0
108...	9	2
109...	31	7	7	7	7	26000	6.6
110...	22	6	6	6	6	21000	5.7

Table 2.—CHARACTERISTICS OF HOUSING UNITS, BY BLOCKS: 1960—Con.

["Total population" contains no persons in group quarters unless preceded by asterisk; one asterisk (*) denotes less than 10 percent; two asterisks (**), 10 percent or more]

Blocks within census tracts	Total population	All housing units by condition and plumbing								Occupied housing units							
		Total	Sound			Deteriorating			Dilapidated	Owner occupied			Renter occupied			Occupied by non-white	1.01 or more persons per room
			Total	With all plumbing facilities	Lacking some or all facilities	Total	With all plumbing facilities	Lacking some or all facilities		Total	Average value (dollars)	Average number of rooms	Total	Average contract rent (dollars)	Average number of rooms		
111...	38	9	9	9	9	21000	6.3
112...	**20
115...	18	6	6	6	6	17000	6.5
116...	208	58	58	58	51	16500	6.6	6	288	5.2	...	2
117...	12	4
118...	18	6	6	6	4	1
119...	35	10	10	10	8	15500	5.4	2	1
W-6-B...	*5921	1695	1648	1644	4	43	43	...	4	1248	17000	7.0	424	80	5.3	1	48
1...	66	21	21	21	17	16500	7.1	4
2...	63	21	21	21	14	15500	6.3	7	62	5.4	...	1
3...	76	23	23	23	19	17000	6.7	4
4...	177	54	54	54	29	16000	6.2	24	80	5.5	...	1
5...	79	19	16	16	...	3	3	13	15000	7.2	6	85	5.2
6...	127	36	35	35	...	1	1	21	...	6.7	15	88	5.9
7...	120	38	37	37	...	1	1	19	...	5.7	19	80	5.4	...	1
8...	40	11	11	11	11	16500	8.9
9...	77	17	17	17	17	16000	9.5
10...	109	33	33	33	33	21000	7.4
11...	65	18	18	18	13	16000	6.2	5	74	6.0	...	1
12...	84	20	20	20	17	14500	5.9	3	4
13...	66	21	21	20	1	13	14500	5.5	7	82	5.4
14...	64	20	20	20	16	14000	5.9	4	1
15...	120	40	40	40	33	15500	6.5	3	1	...
16...	63	18	18	18	13	15500	5.6	5	80	5.2
17...	125	34	34	34	33	14500	6.4	1	2
18...	71	16	14	14	...	2	16	25000	9.5	1
19...	46	10	10	10	10	17500	9.3
20...	45	12	12	12	12	16000	8.6
22...	81	22	19	18	1	2	2	...	1	20	17500	8.0	2
24...	321	94	93	93	...	1	1	76	16000	6.5	18	80	5.7	...	1
25...	77	27	27	27	17	16000	6.5	9	74	5.4	...	1
26...	79	28	28	26	2	12	14000	6.2	14	82	5.1	...	1
27...	70	19	19	19	12	20000	6.7	7	88	5.6
28...	54	18	18	18	12	16500	6.8	6	86	5.7	...	1
29...	58	15	15	15	6	...	7.5	7	93	5.9
30...	41	13	13	13	11	19000	7.6	1
31...	53	11	11	11	10	18500	7.5	1	2
32...	27	8	8	8	8	19500	7.8
33...	**9
34...	**132	29	29	29	22	20000	6.9	4	2
35...	93	26	26	26	35	16000	6.9	8	90	5.5
36...	159	44	39	39	...	5	5	42	15500	6.7	29	84	5.5	...	3
37...	260	71	56	56	...	13	13	...	2	38	20000	5.9	33	77	5.2
38...	230	73	69	69	...	4	4	28	16500	6.8	7	78	5.3	...	2
39...	*138	35	35	35	40	16500	7.6	16	76	5.7	...	2
40...	221	56	55	55	...	1	1	30	17500	7.7	11	79	5.2	...	1
41...	156	42	42	42	29	17000	9.3	9	92	4.9	...	1
42...	*142	38	38	38	14	19500	8.6	1	1
43...	67	16	16	16	15	20000	8.8
44...	65	16	15	15	...	1	1	65	17500	6.6	11	75	5.4	...	3
45...	270	80	80	80	18	14500	6.4
46...	61	18	18	18	13	15000	6.1	3
47...	47	16	16	16	55	16500	6.2	20	77	5.1	...	1
48...	234	77	76	76	...	1	1	40	14500	6.8	6	74	4.8	...	4
49...	197	46	46	46	14	14000	6.6	9	75	5.6	...	2
50...	79	23	23	23	9	15500	7.1	6	69	5.5	...	1
51...	49	15	15	15	15	14500	6.1	8	68	4.9
52...	71	23	23	23	13	16500	6.6	5	80	5.0	...	1
53...	55	18	18	18	52	21000	7.6	8	77	5.8	...	1
54...	212	60	60	60
55...	6	3
57...	13	2
58...	47	17	14	14	...	3	3	4	13	71	5.1	...	1
59...	71	33	32	32	...	1	1	4	29	84	4.3	...	1
60...	2	1
61...	10	4
62...	93	26	26	26	26	21000	6.6	1
63...	59	14	14	14	13	17000	7.8	1	1
64...	51	15	15	15	14	17500	7.9
65...	78	21	20	20	...	1	1	15	14500	6.9	6	87	6.0
W-6-C...	*5868	1647	1632	1606	26	12	10	2	3	1279	17500	7.1	353	81	4.9	1	55
1...	35	12	12	12	5	...	6.6	6	63	5.2
3...	127	40	40	34	6	23	13000	6.9	17	66	4.3	...	1
4...	102	26	26	26	20	15000	7.9	6	198	5.7
5...	65	17	17	17	15	16500	9.7	2
6...	54	25	25	25	7	...	6.6	18	138	4.4
7...	75	40	40	40	6	...	5.3	34	88	3.6	...	1
8...	8	4
9...	60	15	15	15	9	13000	6.8	6	56	5.5	...	2
10...	48	12	12	12	9	15000	6.8	3
11...	24	7	7	7	5	15500	7.4	2
12...	18	5	5	5	4	1
13...	65	15	15	15	7	14500	6.6	8	67	4.4	...	4
14...	146	41	41	41	26	15500	6.2	14	80	5.3	...	3

City Block Characteristics

Table 2.—CHARACTERISTICS OF HOUSING UNITS, BY BLOCKS; 1960—Con.

["Total population" contains no persons in group quarters unless preceded by asterisk; one asterisk (*) denotes less than 10 percent; two asterisks (**). 10 percent or more]

Blocks within census tracts	Total population	All housing units by condition and plumbing									Occupied housing units							
		Total	Sound			Deteriorating			Dilapidated	Owner occupied			Renter occupied			Occu- pied by non-white	1.01 or more pers- ons per room	
			Total	With all plumbing facilities	Lacking some or all facilities	Total	With all plumbing facilities	Lacking some or all facilities		Total	Average value (dollars)	Average number of rooms	Total	Average contract rent (dollars)	Average number of rooms			
15...	67	24	24	24	11	16500	6.1	13	73	4.2	...	1	
16...	163	51	51	51	30	18500	6.1	21	76	5.5	
17...	72	21	19	19	...	2	2	11	...	5.9	10	59	4.6	...	2	
18...	99	25	25	25	25	17500	7.6	1	
19...	102	21	21	21	21	16000	8.7	1	
20...	107	32	32	29	3	20	14500	7.8	12	88	4.4	...	1	
21...	120	33	32	32	...	1	1	29	19000	8.4	3	
22...	158	35	34	32	2	1	1	27	18000	10.1	7	76	5.7	...	1	
23...	80	23	22	20	2	1	1	21	18000	9.1	2	1	
24...	51	15	15	15	10	16500	7.8	5	...	5.8	
25...	4	1	
26...	51	15	15	15	14	19500	7.9	
27...	58	16	16	15	1	15	18000	7.7	1	1	
28...	*88	20	20	20	18	15000	7.3	2	
29...	**300	75	74	65	9	1	1	47	15500	7.3	26	66	4.7	...	5	
30...	78	17	16	15	1	1	1	16	15500	8.8	1	1	
31...	91	25	24	24	1	25	18500	7.3	
32...	26	7	7	7	7	16500	8.9	
33...	*329	85	85	85	68	18500	6.7	16	71	5.6	...	2	
34...	46	12	12	12	12	21000	7.5	
35...	33	10	10	10	10	21000	8.0	
36...	56	13	13	13	12	18500	7.6	1	2	
37...	85	26	25	23	2	1	1	14	17500	6.6	11	76	4.9	
38...	137	45	45	45	41	23000	7.4	3	
39...	*140	35	35	35	30	15500	7.1	5	64	5.0	...	2	
40...	17	7	7	7	7	18000	6.0	
41...	41	12	12	12	10	16000	7.2	2	
42...	65	19	19	19	17	16000	6.7	2	
43...	8	4	
44...	130	35	34	34	...	1	1	35	17500	7.1	1	
45...	54	15	15	15	12	19500	6.8	2	
46...	60	13	13	13	12	16500	7.3	1	1	
47...	80	21	21	21	21	21000	7.4	
48...	47	12	12	12	12	18500	8.0	
49...	33	13	13	13	13	22000	6.6	
50...	25	10	10	10	10	19500	6.2	
51...	41	11	11	11	11	20000	6.5	1	
52...	52	15	15	15	15	17500	6.5	
53...	56	17	17	17	17	15500	5.7	2	
54...	45	14	14	14	13	19500	6.6	1	
55...	27	7	7	7	7	18000	6.6	
56...	63	19	19	19	19	16500	6.9	
57...	53	13	13	13	13	17500	6.5	1	
59...	79	23	23	23	21	22000	7.1	
61...	59	17	17	17	17	15500	6.8	1	
62...	79	23	23	23	22	16500	7.2	1	
64...	47	18	18	18	18	16000	6.4	1	
65...	55	16	16	16	12	16000	7.3	4	
66...	108	24	24	24	23	19000	6.8	1	1	
67...	35	13	13	13	13	17500	7.2	
68...	38	10	10	10	10	17500	6.6	
69...	84	20	20	20	15	16000	6.6	5	68	5.0	...	2	
70...	130	34	34	34	17	...	6.1	17	111	5.2	1	2	
71...	36	11	11	11	8	15500	5.6	3	
72...	4	1	
73...	13	5	5	5	5	...	6.2	
74...	43	10	10	10	10	14000	6.7	
75...	17	5	5	5	5	16000	6.2	
76...	75	21	21	21	18	14500	5.9	3	
77...	172	50	49	49	...	1	1	34	14000	5.9	16	64	5.0	...	4	
78...	47	14	14	14	12	13500	6.4	2	
80...	52	15	15	15	11	...	6.1	4	1	
81...	40	13	13	13	8	19500	5.8	5	71	5.4	
83...	*170	44	44	44	43	21000	7.2	1	
84...	12	4	
85...	210	58	57	57	...	1	1	31	13500	5.8	26	73	5.2	...	3	
W-6-0...	*7459	2149	2034	2025	9	101	98	3	...	14	1705	14000	5.6	390	74	5.0	6	129
1...	**59	10	9	9	...	1	1	6	...	6.8	4	2	
2...	31	7	6	6	...	1	1	6	13000	7.3	1	
3...	94	26	25	23	...	3	3	19	11500	6.4	7	78	4.1	...	2	
8...	**335	55	55	55	42	14500	6.5	12	77	4.5	
9...	108	31	18	18	...	13	13	18	12500	6.4	12	58	3.9	...	1	
11...	27	9	3	3	...	6	6	1	7	63	5.1	
12...	4	
13...	56	17	14	14	...	3	3	13	11000	6.1	4	1	
14...	162	48	45	45	...	2	2	26	14000	6.3	22	71	4.6	...	3	
15...	88	26	26	26	20	13500	6.2	4	1	
16...	115	38	38	38	25	15000	5.8	13	128	4.9	
17...	20	8	8	8	8	14500	4.9	
18...	84	23	22	22	1	22	12500	5.9	1	
19...	84	22	21	21	...	1	1	18	14000	5.6	4	3	
20...	60	22	20	20	...	2	2	9	16500	5.6	12	115	4.3	
21...	50	13	12	12	...	1	1	13	15000	6.7	1	
22...	17	7	7	7	6	15500	5.2	1	
23...	18	7	7	7	5	14000	5.2	2	
24...	47	14	13	13	...	1	1	12	11500	6.9	1	

Table 2.—CHARACTERISTICS OF HOUSING UNITS, BY BLOCKS: 1960—Con.

["Total population" contains no persons in group quarters unless preceded by asterisk; one asterisk (*) denotes less than 10 percent; two asterisks (**), 10 percent or more]

Blocks within census tracts	Total population	All housing units by condition and plumbing									Occupied housing units						
		Total	Sound			Deteriorating			Dilapidated	Owner occupied			Renter occupied			Occupied by non-white	1.01 or more persons per room
			Total	With all plumbing facilities	Lacking some or all facilities	Total	With all plumbing facilities	Lacking some or all facilities		Total	Average value (dollars)	Average number of rooms	Total	Average contract rent (dollars)	Average number of rooms		
25...	71	22	22	22	19	14000	4.8	2	3
26...	44	13	12	12	...	1	1	11	13500	6.1	2	1
27...	20	6	6	6	5	...	6.4
28...	78	22	22	22	22	13500	5.5	2
29...	14	4
30...	29	8	8	8	8	16500	5.1
31...	35	10	9	9	...	1	1	9	14500	5.7	1	1
32...	28	9	8	8	...	1	1	8	13500	5.8	1
33...	29	11	11	11	11	14500	5.5
34...	120	35	33	33	...	2	2	30	14500	6.0	4	1
35...	78	23	23	23	17	14000	5.5	4	2
38...	13	4
39...	32	14	14	14	3	11	63	4.5
40...	22	6	6	6	4	2	1
42...	169	55	47	47	...	5	4	1	3	30	17000	6.2	24	60	5.5	...	1
44...	24	5	5	5	4	1	1
45...	25	8	8	8	8	14500	5.6
46...	90	25	23	23	...	1	1	...	1	24	13000	5.9	1	2
47...	15	4
48...	47	14	14	14	9	...	6.0	5	...	5.2	...	1
49...	74	22	20	20	...	2	2	15	11000	5.9	6	50	4.3	...	2
50...	129	31	31	31	23	16000	5.6	8	81	5.0	...	5
51...	41	12	12	12	9	15000	6.6	2
52...	180	45	45	45	34	15000	5.7	11	75	5.3	...	4
53...	111	33	32	32	...	1	1	23	15000	5.6	10	69	4.7	...	1
54...	46	10	10	10	10	15500	5.0	4
55...	37	9	9	9	9	15000	5.2	2
56...	91	26	24	24	...	2	2	22	15000	5.6	4
57...	43	15	12	12	...	3	3	14	13000	5.6	1
59...	142	37	35	35	...	2	2	28	14500	5.7	8	196	5.5	...	2
60...	*123	33	33	33	25	15000	5.4	8	79	4.4	...	3
61...	149	40	39	39	...	1	1	26	12000	5.2	12	80	4.7	...	7
62...	70	19	19	19	18	14500	5.8	1
63...	88	23	23	23	22	15000	5.3	1	1
64...	48	11	11	11	11	14500	6.1	3
66...	49	14	14	14	14	15500	5.8
67...	81	24	24	24	24	15500	5.7	1
68...	26	10	9	9	...	1	...	1	...	9	12000	6.0	1
69...	21	9	9	9	9	14000	4.9	1
70...	48	15	15	15	15	14000	5.7
71...	49	16	16	16	15	14500	5.3	1
72...	23	8	8	8	8	12500	4.8
73...	72	24	21	21	...	3	3	22	13500	5.6	2
77...	241	124	124	124	123	...	3.5	1	1	2
79...	78	17	16	16	...	1	1	17	15000	6.2	2
80...	96	30	30	30	26	14000	5.3	1
81...	133	34	34	34	30	14000	5.2	2	6
82...	78	21	21	21	20	14500	4.9	3
83...	64	15	15	15	15	14500	6.0	1	1
84...	34	8	8	7	8	9500	6.1
85...	44	11	11	11	10	10000	6.2	1	3
86...	8	2
87...	38	9	7	7	...	1	1	...	1	8	9500	7.0	1
88...	18	6	6	6	6	7500	6.3
89...	9	3
90...	14	4	4
91...	11	5	5	5	8	7500	5.9	1
92...	20	8	7	7	...	1	1	8	7500	5.9
93...	16	4
95...	26	8	7	7	1	7	7000	5.7	1	1
96...	38	12	11	10	...	1	1	11	7000	5.4	1	1
97...	31	8	8	8	6	...	5.2	2	1
98...	12	3
99...	13	4	5	1
100...	24	6	6	6	5	...	5.2	1	1
101...	17	6	2	2	...	2	2	...	2	4	1
102...	11	4
103...	28	7	7	7	5	7500	6.0	2	2
104...	4	1
105...	16	4
106...	27	8	7	7	...	1	1	8	8000	5.4	1
107...	126	31	31	31	31	14500	6.2	2
109...	37	12	12	12	9	14000	5.7	1
110...	45	12	12	12	12	15500	5.6	1
111...	14	4
113...	8	1
114...	65	17	17	17	10	13500	6.3	7	82	4.3	1	...
115...	17	4
116...	52	16	15	14	...	1	1	13	13500	6.4	3
117...	69	23	22	22	...	1	1	16	11500	6.3	7	55	5.6	...	1
118...	25	7	5	5	...	2	2	5	14500	7.2	2	1
119...	46	16	16	16	9	15000	6.0	5	55	4.2	...	1
120...	131	38	22	21	...	14	13	1	2	19	11000	6.0	18	53	4.9	...	3
121...	42	11	7	7	...	4	4	8	14500	6.3	3	1
122...	29	12	12	11	9	12500	5.2	3	1	1
123...	78	22	21	21	...	1	1	19	13500	6.1	3	1	2
124...	34	9	9	9	7	14500	6.1	2

Table 2.—CHARACTERISTICS OF HOUSING UNITS, BY BLOCKS: 1960—Con.

["Total population" contains no persons in group quarters unless preceded by asterisk: one asterisk (*) denotes less than 10 percent; two asterisks (**), 10 percent or more]

Blocks within census tracts	Total population	All housing units by condition and plumbing									Occupied housing units							
		Sound				Deteriorating				Dilapidated	Owner occupied			Renter occupied			Occupied by non-white	1.01 or more persons per room
		Total	With all plumbing facilities	Lacking some or all facilities	Total	With all plumbing facilities	Lacking some or all facilities		Total		Average value (dollars)	Average number of rooms	Total	Average contract (dollars)	Average number of rooms			
							With flush toilet	No flush toilet										
10...	292	98	98	98	33	...	5.9	62	60	5.1	...	6	
11...	205	70	70	70	29	...	6.2	38	59	4.7	...	1	
12...	265	73	70	68	2	3	3	30	12500	6.4	43	62	4.7	...	9	
13...	378	102	87	84	3	15	15	36	11500	7.1	63	57	4.9	...	2	
14...	102	34	28	25	3	2	2	9	...	6.2	22	52	5.2	...	6	
15...	251	70	70	68	2	31	11500	7.0	36	60	4.8	...	10	
16...	416	136	132	132	...	4	4	44	10500	7.0	88	56	4.4	...	26	
17...	615	172	155	155	...	15	15	38	10500	6.4	134	58	4.8	...	2	
18...	127	46	46	46	12	9000	6.8	34	72	4.5	1	4	
19...	225	80	68	68	...	11	11	21	12500	6.6	57	48	4.1	
20...	77	25	21	21	...	4	4	11	12000	6.7	14	67	4.4	...	1	
21...	131	43	28	28	...	15	15	12	...	6.3	28	48	4.4	...	6	
22...	127	34	27	27	...	7	7	16	...	5.7	18	69	5.3	...	4	
24...	323	87	87	86	1	37	...	6.3	49	69	5.5	...	6	
25...	227	64	64	64	35	18000	6.4	29	70	5.2	...	2	
26...	*137	42	42	41	1	20	10500	6.2	21	59	4.7	...	4	
33...	248	64	62	62	...	2	2	27	7500	7.1	32	50	4.5	...	6	
34...	119	46	46	46	25	9500	6.1	20	57	4.8	...	5	
37...	119	30	30	30	18	8500	7.2	10	46	5.8	...	4	
38...	36	11	9	9	...	2	2	4	7	46	4.0	...	2	
40...	26	8	6	6	...	2	2	3	5	46	4.0	
44...	30	8	8	8	4	4	1	
45...	224	63	62	58	4	23	...	5.9	38	56	4.7	...	7	
46...	150	48	48	47	1	21	12000	6.6	27	59	5.0	...	2	
47...	94	25	25	25	12	10500	6.7	12	61	4.5	...	3	
48...	**307	65	39	39	...	26	25	1	...	44	13500	7.0	21	71	5.0	...	7	
49...	106	31	31	31	19	14000	6.4	11	77	5.5	...	1	
50...	116	33	33	33	19	16500	6.2	13	72	5.6	...	1	
51...	110	33	32	32	15	15500	6.3	17	80	5.6	...	3	
52...	52	18	16	16	...	2	2	17	13500	6.0	1	
53...	135	43	40	40	...	3	3	20	...	5.5	23	75	4.9	
54...	84	27	27	27	...	26	26	14	13000	5.9	13	61	5.0	
55...	164	46	18	18	...	34	34	19	10500	6.4	27	69	4.8	...	3	
56...	*230	60	24	24	...	20	20	36	12000	6.1	24	79	5.1	...	2	
57...	142	39	19	19	21	14000	6.8	17	58	4.9	...	3	
60...	100	27	27	27	14	10500	6.0	11	50	5.8	...	2	
61...	55	18	18	14	4	6	...	6.7	12	42	5.0	...	1	
62...	25	5	5	5	...	2	2	3	2	1	
63...	50	16	14	12	2	10	6500	6.4	6	59	5.2	
64...	70	28	28	28	28	39	3.9	...	1	
65...	53	16	14	11	3	2	2	2	14	46	4.4	...	1	
66...	375	93	78	78	...	15	15	70	15500	6.2	23	74	4.8	...	10	
67...	48	14	14	14	7	...	6.0	7	72	5.1	...	1	
68...	86	21	21	21	...	3	3	16	15500	6.4	5	69	5.6	...	2	
72...	31	7	4	4	...	3	3	4	3	1	
74...	40	10	10	10	5	...	7.8	4	1	
77...	92	31	31	30	1	18	10500	5.4	13	49	4.9	...	2	
79...	23	7	6	6	...	1	1	2	5	46	4.0	
84...	203	56	56	53	3	12	...	5.7	38	48	5.9	...	5	
X-3-A...	*5573	1617	1574	1566	8	32	30	1	1	11	914	14000	6.3	681	66	5.3	...	92
1...	148	45	38	37	1	7	5	1	1	...	26	10500	6.0	19	47	4.3	...	3
2...	260	73	73	72	1	31	13000	6.0	41	64	5.9	...	5	
3...	107	30	30	30	15	12500	6.9	14	61	5.2	...	2	
4...	313	98	97	96	1	1	1	47	13500	6.0	51	63	5.0	...	4	
5...	101	31	31	31	18	11500	6.2	13	57	5.2	...	2	
6...	120	40	40	40	26	14500	6.1	14	70	5.5	
7...	67	19	19	19	17	14500	6.6	2	2	
8...	173	51	51	51	28	15000	6.4	23	69	5.4	...	1	
9...	177	64	64	64	27	...	5.9	35	67	5.5	
10...	80	25	16	16	...	9	9	9	...	6.0	16	63	5.3	...	3	
11...	309	87	87	87	42	14000	6.1	45	64	5.4	...	5	
12...	169	48	48	47	1	31	14000	6.6	17	72	5.6	...	3	
13...	240	71	71	71	34	10500	6.2	37	69	5.3	...	4	
14...	95	32	32	32	12	...	5.6	20	58	5.5	...	1	
16...	81	25	25	25	8	...	6.6	16	48	4.8	...	3	
17...	29	7	7	6	1	3	4	1	
18...	65	21	21	21	11	10500	6.3	9	46	4.7	
19...	261	76	75	74	1	45	10500	6.1	29	62	5.2	...	5	
20...	78	24	24	24	9	...	6.6	15	71	6.1	
21...	196	59	42	42	...	8	8	20	...	5.7	38	63	5.6	...	4	
22...	5	2
24...	178	57	57	57	26	15500	7.0	30	95	5.4	...	5	
26...	*208	63	61	61	...	2	2	43	14000	6.5	20	73	5.3	...	2	
27...	104	31	25	25	...	5	5	18	14000	6.1	10	65	6.2	...	4	
28...	173	50	50	50	31	14000	6.2	19	72	5.4	...	3	
29...	140	37	37	36	1	32	14000	6.1	5	79	5.4	...	2	
30...	128	38	38	38	20	16000	6.3	18	69	5.2	...	3	
31...	86	29	29	29	25	15000	6.2	3	1	
32...	**19	2
33...	107	32	32	32	25	15000	6.4	7	75	5.9	...	1	
34...	117	28	28	28	23	13500	6.6	5	75	5.2	...	2	
35...	78	22	22	22	21	13500	6.6	1	
36...	5	2	3	4	
37...	20	7	7	6	1
38...	5	2
42...	113	25	25	25	25	15000	6.2	7

Table 2.—CHARACTERISTICS OF HOUSING UNITS, BY BLOCKS: 1960—Con.

["Total population" contains no persons in group quarters unless preceded by asterisk; one asterisk (*) denotes less than 10 percent; two asterisks (**), 10 percent or more]

Blocks within census tracts	Total population	All housing units by condition and plumbing								Occupied housing units								
		Total	Sound			Deteriorating			Dilapidated	Owner occupied			Renter occupied			Occu- pied by non-white	1.01 or more per- sons per room	
			Total	With all plumbing facilities	Lacking some or all facilities	Total	With all plumbing facilities	Lacking some or all facilities		Total	Average value (dollars)	Average number of rooms	Total	Average contract rent (dollars)	Average number of rooms			
43...	96	27	27	27	19	12500	5.6	8	60	5.9	...	2	
44...	109	36	36	36	21	14500	6.2	15	71	5.4	
45...	72	18	18	18	16	14500	6.9	1	
46...	95	27	27	27	23	15000	6.3	4	1	
47...	40	11	11	11	10	14000	6.3	1	1	
48...	48	16	16	16	10	16500	7.0	6	76	4.3	
49...	107	38	38	38	17	15500	5.7	19	66	4.8	...	1	
50...	**194	16	16	16	11	16500	6.5	5	72	5.6	...	2	
51...	72	24	24	24	5	...	6.2	14	51	5.4	...	3	
52...	16	4	
54...	155	45	45	45	25	14500	7.2	20	71	5.2	...	2	
55...	14	2	
X-3-B...	*6168	1780	1601	1558	43	173	170	3	...	6	946	15000	6.9	792	68	5.0	1	86
1...	289	89	71	71	...	15	15	3	31	13000	6.0	51	62	5.3	...	7
2...	203	51	1	1	...	47	47	3	19	12500	6.9	32	60	5.0	...	8
3...	259	67	34	34	...	33	33	36	12000	7.8	26	60	4.8	...	5
4...	302	94	94	91	3	44	14000	7.1	46	67	4.8	1	4
5...	37	12	12	11	1	7	17500	7.1	4
6...	43	12	12	12	8	20000	7.5	4	1
7...	147	43	40	40	...	3	3	26	19000	7.2	16	81	6.0
8...	125	35	35	35	23	15500	7.3	12	69	5.3	...	2
9...	137	42	39	39	...	3	3	19	12000	6.2	22	71	5.3	...	2
10...	145	45	41	41	...	4	4	26	14000	6.5	18	72	5.2	...	2
11...	99	27	27	27	18	13000	6.7	8	74	5.8
12...	35	10	10	10	10	15500	7.4	1
13...	58	19	19	19	15	14500	6.8	4
14...	79	25	25	25	16	13500	6.8	9	83	6.1
15...	46	16	14	14	...	2	2	11	17000	7.1	5	54	4.6
16...	41	12	12	12	10	22000	9.4	2
17...	59	22	22	22	14	14500	7.6	7	75	4.6
18...	76	25	25	25	17	19500	7.8	8	75	6.6
19...	163	60	46	42	4	14	14	13	14500	8.6	47	71	3.8	...	1
20...	162	55	47	33	14	8	7	1	22	12500	6.5	30	73	3.0	...	5
22...	67	21	21	21	12	17000	7.8	9	69	5.1	...	1
23...	33	9	9	9	8	18000	9.9	1
24...	**168	41	41	41	16	...	6.4	25	74	5.4	...	3
25...	38	16	16	16	9	16000	7.6	4
26...	257	77	77	71	6	37	13500	7.0	39	61	5.5	...	1
27...	21	8	8	8	3	4
28...	83	25	25	25	16	14000	6.8	9	68	5.8	...	1
29...	109	33	33	33	18	13000	7.2	15	74	5.5
30...	161	42	42	42	22	13500	6.9	19	71	5.9	...	5
31...	115	28	28	28	13	...	7.1	15	67	5.9	...	1
32...	81	27	27	27	11	12500	7.5	15	72	5.3
33...	48	12	12	12	12	15500	7.0	1
34...	64	13	13	13	9	15000	7.7	4	2
36...	24	8	8	8	8	15000	6.6
37...	184	53	52	48	4	1	1	36	15000	6.3	16	67	4.5	...	5
38...	171	51	51	51	24	14000	6.2	27	68	5.1	...	5
39...	145	46	46	42	4	18	11500	6.0	28	65	4.9	...	5
40...	40	12	12	12	10	14500	5.8	2	1
41...	**250	26	24	24	...	2	2	7	12500	6.4	17	72	4.2
42...	67	24	24	24	12	13500	6.0	12	78	4.8
43...	135	34	34	34	25	15500	7.4	9	74	6.1
44...	51	16	16	16	12	18000	6.3	4	1
45...	145	47	43	43	...	4	4	25	17500	6.1	22	72	5.1
46...	105	36	36	36	16	...	6.2	18	62	4.5	...	1
47...	21	8	8	8	4	4
49...	58	15	14	14	...	1	1	12	14500	6.8	3
50...	64	20	19	16	3	1	1	14	14000	7.6	6	62	3.2	...	1
52...	*62	12	8	8	...	4	4	3	9	82	3.7	...	1
53...	100	23	21	21	...	2	2	15	14500	7.6	6	78	5.3	...	2
54...	113	34	34	34	25	17000	7.2	9	66	5.2	...	2
55...	155	43	35	35	...	8	7	1	19	19000	6.6	24	64	5.6	...	2
56...	6	2
57...	104	30	22	22	...	8	8	20	11500	7.2	10	65	5.0	...	1
58...	59	22	14	14	...	8	7	1	10	11000	6.8	11	51	4.5
60...	54	15	11	10	1	4	4	9	...	7.0	6	50	4.7	...	1
61...	68	20	20	17	3	9	...	6.3	11	51	4.7
62...	110	34	34	34	18	13500	5.8	16	57	4.3	...	2
65...	33	8	8	8	8	14000	7.6	1
66...	94	28	28	28	15	14000	7.2	12	85	4.8	...	1
X-4-A...	*7432	2281	2231	2181	50	42	41	1	...	8	768	13000	6.7	1440	63	4.9	20	148
1...	83	24	24	24	6	...	5.0	18	97	5.0	...	3
2...	9
3...	180	61	61	61	13	...	4.8	42	60	4.6	...	3
4...	56	21	21	21	6	...	5.5	15	60	5.1
6...	140	47	47	47	15	14500	5.4	32	59	5.2	...	1
7...	207	52	41	41	...	11	11	21	10500	5.3	27	54	5.0	...	9
8...	153	43	26	26	...	17	17	4	37	51	4.9	...	5
9...	*136	44	44	44	9	...	5.0	34	55	4.9	...	1
10...	213	62	61	60	1	1	13	...	5.8	46	54	5.1	1	6
11...	104	32	32	32	8	...	5.6	24	69	4.8
12...	106	36	36	36	4	26	65	5.2	5	3

Table 2.—CHARACTERISTICS OF HOUSING UNITS, BY BLOCKS: 1960—Con.

["Total population" contains no persons in group quarters unless preceded by asterisk; one asterisk (*) denotes less than 10 percent; two asterisks (**), 10 percent or more]

Blocks within census tracts	Total population	All housing units by condition and plumbing									Occupied housing units								
		Sound					Deteriorating				Dilapidated	Owner occupied			Renter occupied			Occupied by non-white	1.01 or more persons per room
		Total	With all plumbing facilities	Lacking some or all facilities	Total	With all plumbing facilities	Lacking some or all facilities		Total	Average value (dollars)		Average number of rooms	Total	Average contract rent (dollars)	Average number of rooms				
							With flush toilet	No flush toilet											
14...	140	44	44	44	4	40	72	5.3	...	3	
15...	160	52	52	51	1	19	...	6.2	32	66	5.6	...	2	
16...	107	31	25	25	...	2	2	4	9	12500	6.6	19	55	4.8	...	3	
17...	**211	63	61	61	27	15000	6.9	34	73	4.9	...	1	
18...	151	49	49	49	27	...	5.1	35	104	5.1	...	2	
19...	136	44	43	43	...	1	1	15	14000	7.0	22	87	5.0	...	1	
20...	346	95	94	94	...	1	1	29	12000	6.5	56	58	4.9	...	8	
21...	82	27	27	25	2	8	...	5.8	19	63	5.1	...	2	
22...	97	24	24	24	10	...	6.4	14	68	6.0	...	4	
23...	52	15	15	14	1	9	15000	7.8	6	60	4.5	2	1	
24...	195	58	58	58	21	12000	7.1	36	68	5.5	...	2	
25...	231	71	71	71	18	13000	6.1	50	61	4.8	1	7	
26...	210	61	61	58	3	33	13500	7.8	28	61	4.5	...	4	
27...	142	40	37	36	1	3	3	10	11500	6.7	30	53	5.0	...	3	
28...	107	25	24	24	...	1	1	12	12500	6.2	13	65	4.9	...	4	
29...	226	76	76	74	2	18	11000	6.3	54	50	4.6	...	4	
30...	159	61	61	61	19	11500	5.4	41	54	4.4	...	2	
31...	213	59	55	55	...	4	4	23	10000	5.8	34	58	5.0	8	4	
32...	295	103	103	100	3	19	...	5.8	77	59	4.4	9	9	
33...	1050	312	312	310	2	119	12500	6.6	184	60	4.9	3	24	
34...	111	39	39	33	6	16	...	6.4	21	56	4.6	...	1	
35...	58	18	18	13	5	10	...	6.9	8	54	3.3	...	2	
36...	111	36	36	34	2	5	...	8.8	29	78	5.4	...	2	
37...	61	19	19	19	10	13000	9.7	5	76	4.8	...	2	
38...	*104	24	24	24	17	19000	8.2	6	77	4.8	...	1	
39...	52	17	17	17	6	...	5.3	11	70	4.9	...	1	
40...	369	138	133	114	19	2	1	1	...	3	25	12500	5.6	109	60	4.3	...	10	
41...	204	75	75	75	33	13000	7.4	41	77	4.9	...	1	
42...	**232	57	57	57	36	15000	8.0	21	84	5.5	...	2	
43...	**165	37	37	37	23	17000	8.0	14	80	6.2	...	2	
44...	103	30	30	30	16	13500	8.9	13	75	5.7	
45...	50	16	16	16	12	12500	9.4	4	
46...	115	41	41	39	2	11	18000	7.9	30	61	4.3	...	2	
X-4-B...	*5518	1679	1634	1598	36	44	38	6	...	1	785	16000	6.4	870	71	5.1	...	77	
1...	233	75	69	69	...	6	6	33	12500	6.7	41	80	4.5	...	3	
2...	418	128	118	115	3	9	3	6	...	1	47	13000	6.3	79	59	4.9	...	8	
3...	306	95	94	89	5	1	1	40	15000	6.2	55	69	5.5	...	4	
5...	*288	83	80	80	...	3	3	42	11000	6.9	40	107	4.9	...	5	
6...	45	13	13	12	1	3	9	51	5.0	
7...	304	94	94	93	1	34	12000	5.9	59	67	5.1	...	6	
8...	395	113	113	111	2	40	13000	6.0	73	69	5.3	...	6	
9...	310	89	89	89	35	14500	5.7	49	68	5.5	...	6	
10...	379	110	110	110	47	17000	6.0	63	68	5.5	...	7	
11...	138	42	42	42	23	13500	6.8	19	70	5.6	...	1	
12...	104	34	33	33	...	1	1	17	16500	6.4	17	84	5.6	...	1	
13...	132	38	38	38	15	29000	7.1	22	73	5.1	...	3	
14...	177	55	55	55	23	21000	6.1	29	78	5.4	...	3	
15...	395	135	114	114	...	21	21	62	13000	6.4	70	64	5.3	
16...	*166	48	48	48	29	15500	6.1	19	74	5.6	...	4	
17...	46	11	11	11	11	18000	6.6	
18...	39	14	14	14	14	18000	6.4	
19...	**196	70	70	48	22	32	15500	6.3	38	77	3.0	
20...	193	60	60	60	29	...	6.7	31	73	5.8	
21...	110	29	29	29	21	17500	7.2	8	76	5.0	...	1	
22...	124	40	40	40	24	20000	6.1	16	83	4.7	...	1	
23...	87	29	29	28	1	24	19500	6.3	5	80	5.6	...	1	
25...	12	4	
26...	151	51	51	50	1	27	17500	6.2	21	77	5.4	...	3	
27...	308	83	81	81	...	2	2	53	19000	6.4	29	75	5.7	...	3	
28...	337	98	97	97	...	1	1	39	11500	6.0	57	62	5.0	...	7	
29...	*125	38	38	38	17	16000	7.0	21	72	4.5	...	4	
X-5-A...	7947	2396	2165	2156	9	209	207	2	...	22	495	10000	5.9	1858	67	4.8	29	202	
1...	9	
2...	138	40	4	4	...	33	33	3	7	...	5.9	32	51	5.4	...	4	
3...	163	52	21	21	...	31	31	5	...	6.4	44	62	4.8	...	5	
4...	29	7	2	2	...	5	5	3	4	1	
7...	203	63	63	63	7	...	6.0	56	73	4.9	...	3	
8...	209	69	62	62	...	7	7	14	...	5.9	55	71	5.0	1	2	
9...	260	80	71	71	...	9	9	24	...	6.2	56	72	5.4	...	1	
12...	340	101	100	100	...	1	1	30	...	6.2	69	68	5.0	4	5	
13...	132	43	38	38	...	3	3	2	21	9500	6.4	19	130	5.1	...	3	
14...	236	75	12	12	...	60	60	3	22	11500	5.5	48	56	4.8	4	9	
15...	106	28	20	20	...	3	3	5	10	8500	5.8	17	55	4.8	...	3	
16...	150	50	49	49	...	1	1	10	9000	5.8	39	57	3.9	...	6	
17...	96	28	20	20	...	8	8	16	9500	7.1	11	100	4.2	...	3	
18...	211	71	68	68	...	3	3	17	11000	5.9	48	60	4.5	...	5	
19...	62	21	21	21	12	9500	6.3	8	51	3.6	1	2	
20...	202	61	58	57	1	3	20	...	5.6	40	92	4.5	...	5	
21...	198	62	62	62	21	...	6.3	41	72	5.5	...	1	
22...	150	43	43	43	19	...	6.4	24	78	6.0	...	1	
23...	153	44	44	43	1	14	...	5.5	29	63	5.5	...	2	
24...	265	75	73	72	1	2	2	19	10000	6.1	54	77	5.6	...	1	
25...	183	58	52	52	6	18	10500	6.8	40	65	5.2	...	1	
26...	203	62	62	62	19	10500	6.1	43	67	5.4	1	2	

City Block Characteristics

Table 2.—CHARACTERISTICS OF HOUSING UNITS, BY BLOCKS: 1960—Con.

["Total population" contains no persons in group quarters unless preceded by asterisk: one asterisk (*) denotes less than 10 percent; two asterisks (**). 10 percent or more]

Blocks within census tracts	Total population	All housing units by condition and plumbing									Occupied housing units							
		Total	Sound			Deteriorating			Dilapidated	Owner occupied			Renter occupied			Occupied by non-white	1.01 or more persons per room	
			Total	With all plumbing facilities	Lacking some or all facilities	Total	With all plumbing facilities	Lacking some or all facilities		Total	Average value (dollars)	Average number of rooms	Total	Average contract (dollars)	Average number of rooms			
								With flush toilet										No flush toilet
27...	105	33	33	33	6	...	5.8	25	65	5.4	...	1	
28...	148	55	40	39	1	15	15	10	...	5.0	45	60	4.5	
29...	95	31	25	25	...	6	6	6	...	6.0	25	64	5.2	
30...	105	39	39	39	8	...	4.9	30	58	4.5	
31...	87	32	26	26	...	6	6	6	...	5.2	26	57	4.8	...	1	
32...	135	54	48	48	...	6	6	4	49	59	4.8	
33...	111	39	39	39	10	...	5.0	29	59	4.6	
34...	87	39	39	39	4	35	53	4.1	
35...	240	80	79	78	1	1	1	24	...	5.8	54	70	5.5	
36...	345	109	102	100	2	7	5	2	...	28	...	5.6	81	65	5.3	3	...	
37...	27	18	18	18	13	55	4.5	
38...	38	15	15	15	1	13	60	4.8	
39...	269	95	95	95	24	...	5.4	70	64	4.8	...	1	
40...	243	78	78	77	1	27	...	5.3	51	62	5.2	
41...	130	39	39	38	1	6	...	5.8	33	60	5.2	...	2	
42...	4	1	
43...	669	144	144	144	144	71	4.5	2	53	
44...	1411	360	360	360	2	356	68	4.3	13	79	
X-5-B...	3868	1316	1053	1039	14	241	218	21	2	22	351	10000	5.7	934	64	4.7	5	42
1...	16	2
2...	144	36	15	15	...	14	14	7	11	...	5.9	22	52	5.0	3	6
3...	212	65	59	59	...	6	6	31	9000	5.8	32	63	4.8	...	4
4...	236	77	72	71	1	5	5	26	9000	5.7	50	58	4.7	...	2
5...	156	53	45	44	1	8	7	...	1	...	22	10500	6.1	28	63	4.6	...	1
6...	176	66	56	54	2	10	8	1	1	...	21	9500	5.2	38	94	4.4	1	1
7...	177	74	50	47	3	24	5	19	13	...	4.8	57	57	4.8	...	1
8...	245	88	86	85	1	2	2	25	13500	5.4	62	62	4.9
9...	106	33	32	32	...	1	...	1	4	28	69	5.0
10...	89	36	33	33	...	3	3	2	33	67	4.3
13...	134	53	51	51	...	2	2	6	...	5.3	45	67	4.6
14...	585	202	161	160	1	41	41	33	...	5.7	168	66	4.7	...	2
15...	231	80	45	43	2	35	35	15	...	5.4	65	67	5.2	...	2
16...	300	97	79	78	1	18	18	26	10500	5.5	70	68	5.0	1	...
17...	72	30	26	26	...	1	1	3	16	10500	6.8	14	64	3.7	...	1
18...	79	25	22	22	...	1	1	2	12	7500	6.3	12	50	4.6	...	1
19...	257	77	77	77	14	...	6.1	63	63	4.7	...	8
20...	165	64	54	53	1	10	10	18	...	5.0	46	60	4.3	...	2
22...	130	44	27	27	...	12	12	5	15	...	5.3	27	59	4.4	...	1
23...	124	41	27	27	...	14	14	12	...	5.8	29	62	5.3	...	1
24...	74	19	6	5	1	8	8	5	6	...	7.0	12	49	5.5	...	4
25...	31	11	2	2	...	9	9	6	...	7.0	5	52	5.2	...	1
26...	129	43	28	28	...	15	15	16	...	6.0	27	58	4.7	...	2
X-5-C...	*4664	1419	1125	1103	22	283	281	2	...	11	521	12500	6.3	843	66	4.8	8	80
1...	49	25	22	22	3	2	15	46	4.8	1	2
2...	27	9	9	9	2	7	69	3.6	...	1
3...	46	14	6	6	...	8	8	5	...	5.6	9	59	4.6	...	3
4...	32	9	6	6	...	3	3	3	6	57	5.7
7...	82	23	12	12	...	11	11	13	12000	6.8	10	51	4.0	4	3
8...	50	15	7	7	...	8	8	9	10000	7.0	5	...	5.0	...	3
9...	128	40	22	22	...	18	18	16	11500	6.7	21	63	4.5
10...	200	66	63	63	...	3	3	23	11000	5.9	41	59	5.1
11...	331	103	72	72	...	26	26	5	21	14000	5.7	79	59	4.4	...	10
12...	**235	64	33	33	...	31	31	12	12500	6.4	51	57	4.8	...	4
13...	139	42	15	15	...	27	27	7	...	5.7	34	63	5.0	...	3
14...	399	116	110	99	11	6	5	1	42	12000	6.5	71	61	4.9	...	4
15...	185	52	48	47	1	4	3	1	21	10500	6.4	29	56	5.2	1	3
16...	418	125	120	117	3	4	4	1	64	10500	7.0	59	64	5.1	...	8
17...	298	73	72	66	6	1	1	33	11000	6.4	39	75	5.3	...	9
18...	258	66	65	65	...	1	1	37	12500	6.6	29	63	5.1	...	3
19...	88	23	11	11	...	12	12	14	10000	6.7	9	60	4.9	...	2
20...	188	58	45	44	1	13	13	13	12500	6.1	45	61	4.5	...	1
21...	112	40	29	29	...	11	11	14	11000	5.9	24	65	5.5	...	1
22...	44	14	7	7	...	7	7	7	12500	6.9	7	61	4.1
23...	306	93	91	91	2	29	11500	5.6	57	69	5.0	1	6
24...	191	62	61	61	...	1	1	28	12500	6.1	34	105	4.5	...	3
25...	140	52	52	52	31	16000	6.1	16	82	5.5	...	1
26...	222	77	77	77	25	18500	5.9	46	81	4.5	...	3
27...	*77	23	23	23	10	...	6.1	12	92	5.1	...	1
28...	*145	44	44	44	24	16500	6.3	18	121	5.6	...	1
29...	34	12	12	12	12	57	4.0	...	1
30...	21	6	3	3	...	3	3	2	4	1	1
31...	99	34	10	10	...	24	24	5	...	6.6	29	59	4.1	...	1
32...	120	39	21	21	...	18	18	9	...	5.7	25	60	5.4	1	2
X-6-A...	9204	2947	2617	2603	14	324	318	6	...	6	936	15500	6.1	1954	71	5.2	4	46
2...	151	54	54	54	10	18500	6.3	44	70	4.6
3...	212	69	69	69	23	15500	5.6	46	65	5.7
4...	223	78	78	78	22	16500	5.4	56	57	5.0	...	1
5...	269	82	82	82	18	15500	6.0	63	63	5.9
6...	149	50	48	48	...	2	2	11	...	5.5	38	65	5.0	...	1
7...	121	41	18	18	...	23	23	9	...	5.6	32	59	5.3	...	1
8...	374	122	122	120	2	36	...	5.7	82	66	5.5
9...	239	88	53	53	...	35	35	16	...	5.1	68	65	4.4	1	3
10...	264	75	50	50	...	25	25	16	...	5.8	59	69	5.8	...	1

City Block Characteristics

Table 2.—CHARACTERISTICS OF HOUSING UNITS, BY BLOCKS: 1960—Con.

["Total population" contains no persons in group quarters unless preceded by asterisk: one asterisk (*) denotes less than 10 percent; two asterisks (**), 10 percent or more]

Blocks within census tracts	Total population	All housing units by condition and plumbing									Occupied housing units								
		Total	Sound			Deteriorating			Dilapidated	Owner occupied			Renter occupied			Occu- pied by non- white	1.01 or more per- sons per room		
			Total	With all plumb- ing faci- lities	Lack- ing some or all faci- lities	Total	With all plumb- ing faci- lities	Lacking some or all facilities		Total	Average value (dollars)	Average num- ber of rooms	Total	Average con- tract rent (dollars)	Average num- ber of rooms				
60...	17	5	5	5	2	3	
61...	4	2	
62...	16	5	4	
64...	33	8	8	8	3	5	76	5.4	...	2	
65...	4	1	
66...	6	2	
67...	5	1	
68...	18	5	5	5	4	1	
70...	23	7	7	7	4	3	
71...	25	7	7	7	4	3	
73...	10	4	
75...	23	7	7	7	4	2	2	
76...	18	7	7	7	5	...	5.0	2	
77...	103	31	31	31	19	13500	5.6	12	72	4.8	...	3	
78...	64	21	21	21	16	19000	5.6	5	102	4.6	
79...	23	8	8	8	5	...	5.0	3	
80...	101	30	30	30	21	16500	5.7	9	68	5.6	...	1	
81...	20	6	6	6	5	16500	5.4	
83...	165	50	50	50	28	16000	5.6	21	73	5.0	...	1	
84...	85	27	27	27	20	16000	5.9	7	71	4.7	...	3	
86...	107	33	31	31	...	2	2	16	11500	5.8	17	68	5.1	...	2	
87...	140	71	70	70	...	1	1	11	...	5.6	59	76	3.3	...	1	
89...	*37	10	10	10	3	7	70	4.0	
96...	159	57	54	54	...	3	3	30	11500	5.7	25	60	5.1	
97...	62	22	18	18	...	4	4	5	...	5.8	17	60	4.5	...	2	
98...	51	16	14	14	...	2	2	4	12	60	4.7	...	2	
99...	86	28	28	28	12	10500	5.9	15	62	4.8	...	1	
100...	*226	64	64	64	37	15000	6.2	26	65	5.2	...	1	
101...	208	67	62	62	...	5	5	27	13000	5.9	39	76	5.4	...	3	
102...	302	87	87	85	...	2	55	14000	6.8	32	68	5.4	...	4	
103...	270	90	89	89	...	1	1	60	12500	6.1	30	68	5.0	...	1	
104...	104	31	31	31	24	12500	5.7	7	75	5.1	...	2	
106...	100	32	32	32	27	15000	5.6	5	...	5.2	
107...	87	30	30	29	...	1	21	12500	5.7	9	74	5.2	
108...	85	23	23	23	17	14500	5.6	6	61	5.8	...	2	
109...	90	31	31	31	23	13000	6.2	8	71	5.3	...	1	
110...	114	20	20	20	20	61	4.7	...	13	
111...	486	110	110	110	21	15000	6.2	88	61	4.6	...	29	
112...	169	36	36	36	36	62	4.5	...	13	
113...	257	56	56	56	56	61	4.6	...	17	
114...	166	30	30	30	29	57	4.8	...	15	
115...	307	72	72	72	34	16500	6.1	38	60	4.8	...	11	
116...	96	32	32	32	21	13500	5.9	11	78	3.8	...	1	
117...	**490	4	
118...	46	12	12	12	12	15500	6.1	
119...	43	13	13	13	12	18500	5.7	1	
120...	618	174	174	174	112	15500	5.9	57	73	5.2	...	6	
121...	4	2	
122...	59	16	14	14	...	2	2	8	...	5.6	8	72	5.3	...	2	
123...	158	41	41	41	36	19000	5.8	4	
124...	379	105	105	105	74	16000	5.5	30	73	4.8	...	7	
125...	15	3	
126...	32	7	6	6	...	1	1	3	4	2	
X-6-C...	*4650	1317	1148	1140	...	8	166	161	5	...	3	806	15500	6.3	487	68	5.0	...	81
1...	144	40	40	40	17	14000	6.5	21	62	5.1	...	4
2...	34	7	7	7	5	...	5.6	2	1	
3...	87	26	26	26	21	15000	5.9	5	64	5.8	
4...	79	19	19	19	18	16500	6.2	1	2	
5...	202	64	64	64	29	13000	6.1	32	73	5.5	...	1	
7...	46	8	8	8	8	17500	6.6	1	
8...	196	62	62	62	37	17500	6.7	23	74	5.3	...	1	
9...	152	46	45	45	...	1	1	36	17000	6.9	10	72	4.5	
10...	110	31	31	31	25	17000	6.6	6	67	4.7	...	1	
11...	103	29	29	29	26	17500	7.0	3	2	
12...	72	23	23	23	16	20000	7.3	7	81	6.6	
14...	103	24	22	22	...	2	2	22	15500	6.0	1	3	
15...	*306	85	69	67	...	2	16	16	71	14500	6.4	13	76	5.4	...	3	
16...	22	9	9	9	7	...	6.7	2	
17...	152	43	37	37	...	6	6	29	14000	6.4	14	63	4.4	...	2	
18...	137	41	40	40	1	22	13000	6.0	16	58	5.3	...	3
19...	**23	2	
20...	38	9	9	9	5	...	7.0	4	2	
21...	83	24	15	15	...	9	9	7	11000	6.9	16	52	5.3	...	2	
22...	222	61	31	31	...	30	30	24	11500	6.8	36	63	5.1	...	5	
23...	105	31	26	26	...	5	5	17	10500	7.2	14	61	4.6	...	2	
25...	*94	29	17	17	...	12	12	14	11000	6.1	13	65	5.5	...	2	
26...	173	46	34	34	...	11	11	25	8000	5.9	20	51	5.1	...	5	
27...	261	71	56	53	...	3	15	13	2	...	31	10500	6.1	40	64	4.7	...	9	
28...	166	50	44	42	...	2	6	6	23	13500	6.3	25	62	4.9	...	5	
29...	64	17	13	13	...	4	4	13	15000	5.7	4	2	
30...	16	7	7	7	3	3	
31...	54	16	7	7	...	9	9	7	15500	5.6	9	71	5.2	...	2	
32...	49	16	16	16	8	17000	4.9	8	87	4.1	
33...	59	18	16	16	...	2	2	13	14500	5.5	5	77	5.0	...	1	
34...	75	24	24	24	11	20000	4.8	13	86	4.7	...	2	

Table 2.—CHARACTERISTICS OF HOUSING UNITS, BY BLOCKS: 1960—Con.

["Total population" contains no persons in group quarters unless preceded by asterisk; one asterisk (*) denotes less than 10 percent; two asterisks (**), 10 percent or more]

Blocks within census tracts	Total population	All housing units by condition and plumbing									Occupied housing units							
		Total	Sound			Deteriorating			Dilapidated	Owner occupied			Renter occupied			Occupied by non-white	1.01 or more persons per room	
			Total	With all plumbing facilities	Lacking some or all facilities	Total	With all plumbing facilities	Lacking some or all facilities		Total	Average value (dollars)	Average number of rooms	Total	Average contract rent (dollars)	Average number of rooms			
35...	108	35	35	35	20	20000	5.4	15	86	4.7	...	1	
36...	80	22	22	22	13	17500	5.1	9	88	5.0	...	1	
38...	**108	15	8	8	...	6	6	...	1	7	14000	6.0	7	64	4.4	...	2	
45...	109	26	26	26	26	18500	6.3	1	
46...	122	32	32	32	21	16000	6.4	10	65	5.9	...	2	
47...	87	25	25	25	25	18500	6.2	
48...	150	42	42	41	1	40	19500	6.5	2	3	
49...	87	32	24	24	...	8	8	11	11500	5.8	20	68	4.2	
50...	108	30	20	20	...	10	7	3	...	15	11000	6.1	15	55	4.7	...	3	
51...	69	18	18	18	8	20000	5.3	10	86	5.4	...	2	
52...	128	41	40	40	...	1	1	21	18500	5.4	19	79	5.1	...	2	
53...	67	21	8	8	...	13	13	8	10000	6.8	13	58	5.5	
Y-1.....	**4702	1371	1123	1044	79	221	150	71	...	27	514	11500	6.0	827	54	4.9	...	151
54	54	17	12	12	...	5	1	4	...	3	14	39	4.4	...	3	
55	55	18	18	16	2	6	...	5.8	11	41	4.4	...	2	
66	22	21	21	21	...	1	1	10	14500	5.7	12	49	4.8	...	1	
10...	16	4	
11...	285	79	62	62	...	14	11	3	...	25	8500	5.7	53	47	4.3	...	16	
12...	148	41	39	34	5	2	2	18	7500	6.3	23	51	5.3	...	4	
14...	20	7	7	7	4	1	
15...	92	25	25	22	3	12	...	6.5	12	49	5.5	...	2	
16...	**19	
17...	172	49	44	41	3	2	1	1	...	22	10500	5.4	27	52	4.7	...	7	
18...	227	59	37	37	...	10	9	1	...	24	10500	5.6	35	51	5.1	...	7	
19...	103	30	30	28	2	18	12500	6.4	12	55	5.2	...	3	
20...	4	1	
21...	107	27	27	25	2	16	13000	7.4	11	64	5.4	...	2	
23...	58	16	16	16	9	...	5.3	7	60	4.7	...	3	
24...	126	37	37	36	1	11	...	6.0	26	63	5.2	...	3	
25...	176	47	31	32	9	16	12	4	...	12	...	5.1	33	60	4.2	...	16	
26...	256	79	79	73	6	20	...	5.5	57	43	4.6	...	6	
27...	55	20	12	11	1	8	7	1	...	7	...	5.4	12	59	5.0	...	1	
28...	132	33	20	20	...	13	13	15	...	6.3	18	59	4.8	...	6	
29...	163	52	50	42	8	2	2	21	...	5.9	31	61	5.0	...	1	
30...	175	45	45	43	2	23	13500	6.1	22	70	5.6	...	4	
31...	96	20	17	16	1	3	3	6	...	6.2	14	73	5.4	...	5	
32...	184	51	36	26	10	15	9	6	...	16	...	5.9	35	64	5.3	...	5	
33...	133	28	17	14	3	11	8	3	...	13	9000	5.6	15	65	5.4	...	7	
34...	84	26	25	24	1	13	13000	7.8	12	68	5.6	...	1	
35...	78	21	21	21	11	14500	7.7	10	68	6.3	...	1	
36...	66	19	19	19	11	...	6.0	8	67	4.3	...	1	
37...	101	32	20	20	...	12	12	13	...	5.9	19	51	4.5	...	3	
38...	64	16	16	16	9	8000	7.0	6	50	4.3	...	1	
39...	99	32	24	23	1	8	7	1	...	9	...	5.9	22	47	5.0	...	2	
40...	91	29	29	29	9	...	6.4	20	52	5.3	...	3	
41...	34	6	6	6	2	4	3	
42...	233	73	67	65	2	6	6	32	13500	5.2	40	54	4.9	...	6	
43...	11	4	
44...	1	1	
45...	137	44	44	44	13	10500	5.8	29	63	5.2	...	1	
46...	29	11	11	11	5	...	6.6	6	50	5.0	
48...	259	83	55	48	7	28	11	17	...	18	13000	5.4	61	43	4.6	...	11	
52...	51	12	3	3	...	9	8	1	...	4	8	47	5.1	...	2	
53...	102	33	34	23	1	6	4	2	...	13	13000	5.9	18	47	5.2	...	3	
54...	101	36	30	26	4	6	2	4	...	14	11000	5.9	21	68	4.9	...	2	
56...	150	49	27	23	4	17	7	10	...	14	10000	6.4	29	48	5.4	...	3	
57...	9	4	
58...	17	8	8	6	2	...	1	7	39	3.1	...	1	
59...	47	20	6	5	1	14	3	11	...	4	15	61	1.8	...	3	
70...	16	5	1	1	...	4	4	1	4	
Y-2.....	**7506	2360	2036	1758	278	227	193	33	1	97	569	11000	6.3	1659	74	4.1	66	184
2...	**832	7	4	4	...	3	3	1	6	47	6.0	
3...	62	14	9	9	...	3	3	2	12	7000	5.0	2	2	
4...	44	11	3	3	...	4	4	4	6	45	5.2	...	1	
5...	79	28	15	11	4	7	7	6	...	5.2	21	42	5.5	
6...	69	24	20	13	7	1	1	3	6	5.7	16	48	5.2	...	1	
7...	30	10	4	2	2	6	3	3	...	1	8	32	4.4	...	2	
8...	35	10	10	9	1	4	6	66	5.3	
9...	57	20	20	17	3	7	...	5.0	12	57	4.8	...	2	
15...	92	21	19	19	...	2	2	18	8000	7.6	2	8	3	
16...	11	4	
17...	43	12	12	12	8	14000	5.9	4	1	
18...	74	19	19	19	11	10500	6.5	8	71	4.1	1	2	
19...	99	26	26	26	17	11000	7.4	9	56	4.2	4	3	
20...	*178	50	50	50	17	...	5.5	31	69	5.4	...	7	
21...	180	44	44	44	17	...	6.5	27	92	5.6	...	5	
22...	89	26	26	26	15	...	6.3	11	68	5.0	...	2	
23...	107	29	29	29	11	...	5.5	18	77	4.9	...	2	
24...	141	42	17	16	1	25	22	3	...	21	13000	7.0	21	62	4.9	...	2	
25...	*318	85	75	74	1	10	9	1	...	38	11500	6.1	45	65	5.2	...	6	
27...	26	9	4	4	...	3	3	5	...	6.6	3	1	
28...	161	47	21	21	...	24	24	12	...	6.2	33	47	4.8	1	7	
29...	74	22	19	19	...	3	3	10	...	7.1	9	64	6.0	...	1	
30...	121	34	29	27	...	3	2	1	...	15	11000	8.0	19	101	5.4	...	2	

Table 2.—CHARACTERISTICS OF HOUSING UNITS, BY BLOCKS: 1960—Con.

["Total population" contains no persons in group quarters unless preceded by asterisk; one asterisk (*) denotes less than 10 percent; two asterisks (**), 10 percent or more]

Blocks within census tracts	Total population	All housing units by condition and plumbing									Occupied housing units								
		Total	Sound			Deteriorating			Dilapidated	Owner occupied			Renter occupied			Occupied by non-white	1.01 or more persons per room		
			Total	With all plumbing facilities	Lacking some or all facilities	Total	With all plumbing facilities	Lacking some or all facilities		Total	Average value (dollars)	Average number of rooms	Total	Average contract rent (dollars)	Average number of rooms				
								With flush toilet										No flush toilet	
31...	234	73	57	57	...	16	14	2	25	...	5.6	43	67	4.8	5	5	
32...	75	26	25	25	...	1	1	1	25	80	4.5	...	1	
33...	224	70	69	69	...	1	1	17	...	5.0	52	70	5.0	...	5	
34...	205	72	72	72	2	5.9	69	74	4.6	...	3
35...	158	58	55	54	...	3	2	1	14	...	5.9	35	67	4.3	...	5	
36...	61	17	17	17	14	10000	7.4	3	
37...	32	8	6	6	...	1	1	1	7	9000	8.6	6	...	
40...	9	4	
41...	317	107	71	51	20	11	8	3	...	25	20	7000	6.2	76	42	4.0	...	14	
42...	124	34	20	19	1	14	9	7500	5.1	23	40	4.4	...	6	
43...	32	18	1	1	...	3	2	1	...	14	15	63	2.9	...	1	
46...	61	28	28	28	1	27	76	4.6	...	1	
47...	72	19	14	14	...	5	5	5	...	5.4	14	112	4.7	...	4	
48...	43	24	5	1	4	8	8	11	21	52	3.7	
49...	141	49	39	37	2	9	5	3	1	1	4	44	47	4.2	...	2	
50...	*248	72	63	54	9	9	3	6	11	13000	6.3	56	78	5.4	3	7	
51...	161	42	31	29	2	11	11	28	10000	7.1	13	67	4.8	3	4	
52...	*290	97	78	65	13	19	19	30	12000	6.6	58	72	4.3	1	5	
53...	62	22	11	9	2	9	4	5	...	2	8	...	6.0	13	59	3.5	...	2	
54...	*122	41	37	35	2	4	3	1	16	11500	6.8	20	68	3.6	...	2	
55...	*353	160	149	134	15	8	8	3	13	17500	6.6	130	86	4.1	...	4	
56...	234	91	89	83	6	2	1	1	14	14000	7.6	72	92	4.0	3	5	
57...	216	119	117	85	32	2	...	2	19	...	7.4	103	46	2.9	2	4	
58...	174	71	71	59	12	3	8600	...	66	81	3.8	...	5	
59...	76	42	42	24	18	1	40	78	2.7	...	2	
60...	*349	173	173	144	29	20	16000	4.8	143	82	3.2	2	3	
61...	*238	98	98	86	12	7	15500	4.9	89	89	3.7	1	2	
74...	122	41	33	31	2	6	6	2	21	9500	6.4	19	65	4.5	3	3	
76...	38	16	11	10	1	2	2	3	9	8500	6.3	3	1	1	
81...	113	74	74	...	74	2	68	17	1.1	14	36	
Y-3-A...	*9780	4939	4883	4823	60	43	43	13	267	15500	5.8	4446	83	3.5	28	98	
1...	77	41	41	41	41	87	4.5	
2...	97	51	51	51	1	47	97	4.4	
3...	136	64	64	64	1	60	97	3.7	...	1	
4...	283	151	150	150	...	1	1	3	144	85	3.7	1	3	
5...	*240	119	119	119	3	110	71	3.9	1	1	
6...	263	118	118	118	4	106	84	4.5	2	2	
7...	*287	158	158	157	1	14	13500	5.9	138	96	3.4	1	1	
8...	*122	52	52	51	1	6	9000	8.0	44	74	3.7	1	2	
9...	50	22	22	18	4	9	12000	8.3	11	82	2.8	
10...	254	108	108	108	3	100	99	4.1	...	4	
11...	*510	228	228	228	30	...	5.2	193	90	4.1	2	4	
12...	488	201	186	180	6	5	5	10	25	12500	6.0	174	73	3.8	1	11
13...	162	54	54	54	13	13000	6.3	37	84	5.2	...	6	
14...	124	46	42	43	4	3	12	...	5.8	34	77	4.1	1	...	
15...	116	42	42	41	1	7	...	5.1	34	88	4.1	2	2	
16...	355	188	186	186	...	2	2	3	173	76	3.5	1	3	
17...	730	394	392	392	...	2	2	1	365	80	3.5	1	8	
18...	323	122	121	121	...	1	1	4	118	92	4.4	1	3	
19...	554	411	411	370	41	2	392	69	2.4	1	5	
20...	97	46	46	46	43	120	3.4	...	3	
21...	*53	13	13	13	6	13500	8.0	6	72	5.3	
22...	*352	158	153	152	1	5	5	1	152	85	3.9	1	2	
23...	355	207	207	207	1	191	72	3.1	3	3	
24...	41	15	15	15	4	10	83	4.5	
25...	193	112	112	112	1	109	79	3.2	2	...	
26...	66	42	42	42	37	73	3.0	
27...	147	97	97	96	1	92	72	2.8	...	2	
28...	210	126	124	124	...	2	2	7	...	5.9	116	65	2.9	1	1	
29...	144	90	90	90	1	84	71	3.1	...	1	
30...	537	323	322	321	1	1	1	3	307	81	3.0	1	5	
31...	202	111	111	111	5	...	4.6	102	103	3.9	
32...	305	132	128	128	...	4	4	4	121	117	3.7	1	3	
33...	365	204	204	204	12	...	5.5	174	78	3.1	2	4	
34...	145	48	48	48	15	16000	7.3	33	96	5.2	
35...	387	255	254	252	2	1	1	2	238	76	2.4	...	11	
36...	127	60	51	51	...	9	9	1	56	102	4.1	
37...	82	44	42	42	...	2	2	4	37	83	2.9	...	1	
38...	87	36	36	36	2	34	94	3.9	
39...	37	12	12	12	8	24000	5.9	4	1	...	
40...	*105	22	22	22	11	17500	5.9	11	72	5.1	...	1	
41...	154	46	46	46	19	20000	5.9	26	100	4.9	...	1	
42...	53	20	18	18	...	2	2	3	17	101	4.2	
43...	94	38	32	31	1	6	6	9	...	4.3	29	99	4.3	
44...	271	112	112	112	7	14500	6.1	96	96	4.2	...	4	
Y-3-B...	*9386	2927	2568	2492	76	217	212	5	...	142	560	12500	6.7	2274	71	3.9	30	301	
1...	*58	16	5	5	...	8	8	3	4	10	61	4.7	
2...	159	54	44	34	10	10	10	13	11500	6.6	39	69	3.6	...	4	
3...	65	19	19	18	1	6	...	8.0	13	58	4.6	1	3	
4...	103	28	25	25	...	3	3	14	11500	7.6	14	76	5.2	...	1	
5...	59	12	11	11	11	11500	7.2	1	1	...	
9...	119	45	10	10	...	28	27	1	7	...	5.4	34	36	3.8	...	7	
10...	58	18	14	14	...	4	4	12	9000	6.2	4	2	8	
11...	267	88	17	17	...	71	67	4	11	...	6.4	80	62	4.2	2	8	
12...	77	20	20	20	11	...	6.5	9	61	4.4	...	2	

Table 2.—CHARACTERISTICS OF HOUSING UNITS, BY BLOCKS: 1960—Con.

["Total population" contains no persons in group quarters unless preceded by asterisk; one asterisk (*) denotes less than 10 percent; two asterisks (**), 10 percent or more]

Blocks within census tracts	Total population	All housing units by condition and plumbing									Occupied housing units							
		Total	Sound			Deteriorating			Dilapidated	Owner occupied			Renter occupied			Occupied by non-white	1.01 or more persons per room	
			Total	With all plumbing facilities	Lacking some or all facilities	Total	With all plumbing facilities	Lacking some or all facilities		Total	Average value (dollars)	Average number of rooms	Total	Average contract rent (dollars)	Average number of rooms			
																		With flush toilet
13...	83	24	21	19	2	3	3	11	...	5.6	11	60	5.0	...	5
14...	114	27	25	21	4	2	2	11	...	6.1	16	58	5.4	...	1
15...	72	20	18	15	3	2	2	8	...	7.3	12	65	5.1
16...	45	13	13	12	1	6	...	5.2	7	67	4.9	...	2
17...	44	11	11	9	2	4	7	68	4.6
20...	34	10	10	10	7	...	6.6	3
21...	99	22	22	22	14	13500	6.5	8	65	4.6	...	6
22...	*79	26	22	21	1	4	4	12	...	6.1	14	61	4.6
23...	55	17	15	15	...	2	2	6	...	5.5	10	84	5.0
24...	107	32	30	30	...	2	2	14	...	5.4	18	71	5.6	...	3
25...	102	25	22	22	...	3	3	12	...	6.3	13	70	5.5	...	3
26...	75	22	22	22	10	...	6.1	12	66	5.2	...	3
27...	*174	52	51	47	4	1	1	31	12500	7.7	19	73	4.8
30...	86	23	23	23	13	12000	7.8	10	82	6.2
31...	*217	70	70	70	24	11500	6.7	45	81	4.6	...	1
32...	155	40	40	40	18	12500	7.3	22	88	4.9	...	5
33...	97	26	24	24	...	2	2	11	...	6.5	15	78	4.2	...	3
34...	172	84	78	78	...	6	6	3	77	70	3.5	...	5
37...	345	246	246	246	1	217	72	2.8	2	5
38...	**416	106	106	105	1	23	13500	6.7	83	74	3.6	...	3
40...	74	26	26	24	2	9	...	8.2	17	78	4.4
41...	*161	58	57	57	...	1	1	12	18500	9.3	45	77	3.7	...	2
42...	82	23	23	23	14	20000	8.6	8	75	4.8	...	2
43...	66	20	20	20	11	16500	8.5	9	71	5.2	...	1
44...	129	38	28	28	...	2	2	8	7	...	5.6	29	54	4.2	...	6
47...	31	12	12	12	12	66	4.7
48...	143	42	42	39	3	15	11500	5.9	26	61	4.5	...	5
49...	123	47	47	37	10	13	11000	7.2	34	63	3.1	...	2
50...	63	16	16	14	2	5	...	6.6	11	65	4.6	...	2
51...	331	97	96	86	10	1	1	38	9500	5.1	59	46	4.8	1	10
54...	**351	74	74	74	42	14000	7.4	29	77	5.2	1	5
55...	22	8	8	8	2	6	66	5.2
56...	61	20	20	18	2	10	...	6.0	10	59	4.0	...	1
57...	16	6	6	6	3	3
59...	971	470	235	274	11	62	62	123	46	8500	7.0	400	79	3.2	...	16
60...	**403	17	17	12	5	1	16	50	4.6
61...	2823	757	757	755	2	10	11000	4.7	737	71	4.2	23	176
Y-4.....	*9790	2832	2720	2703	17	98	93	5	...	14	1159	14500	6.4	1598	76	4.8	11	250
1...	1210	267	267	267	4	260	67	4.6	2	93
2...	152	44	44	44	32	12000	6.2	10	61	5.1	...	3
3...	70	19	18	18	...	1	1	8	...	6.0	10	63	4.5	...	3
4...	84	23	21	21	...	2	2	12	...	5.6	10	151	4.9	3	5
5...	95	27	27	27	14	...	5.9	13	71	5.5
6...	65	18	18	18	9	...	6.9	9	64	5.0	...	1
7...	154	46	45	45	...	1	1	33	13000	7.0	12	77	5.1	...	4
8...	100	20	16	16	...	4	4	17	14000	8.2	3	1
9...	105	34	34	34	23	12500	6.3	11	78	5.4	...	1
10...	164	52	50	50	...	2	2	34	14500	5.4	17	75	5.3	2	2
11...	196	59	48	48	...	11	11	31	15000	6.3	28	69	5.1	...	4
12...	167	46	46	46	28	15000	6.6	18	73	5.7	...	2
13...	165	48	47	47	...	1	1	30	16000	6.0	18	67	5.2	...	1
14...	122	35	33	33	...	2	2	16	...	5.7	19	69	5.5	...	3
15...	107	37	37	35	2	16	...	5.3	20	71	5.6	...	2
16...	16	4
17...	230	64	64	63	1	33	12500	6.2	31	67	5.2	...	4
18...	225	60	60	60	30	17500	6.4	30	67	5.4	...	3
19...	189	53	52	52	...	1	1	32	15000	6.2	21	71	5.9	...	2
20...	191	57	57	57	25	14500	6.0	32	94	5.1	...	4
21...	*273	71	71	70	1	24	12500	5.6	46	66	4.1	...	8
22...	146	41	41	41	19	14000	6.5	22	94	4.9	...	2
23...	261	83	83	82	1	44	15500	6.5	39	71	5.2
24...	93	28	28	28	16	15000	6.4	12	74	5.5	...	1
25...	71	19	19	19	13	15500	6.0	6	83	5.5	...	3
26...	233	64	61	61	...	3	2	1	39	15000	6.1	25	65	4.8	...	7
27...	*451	125	113	111	2	12	11	1	87	15900	6.3	34	61	5.2	1	12
28...	329	110	99	97	2	11	9	2	50	16000	7.1	54	73	5.5	...	2
29...	*308	82	64	64	...	18	18	29	...	7.3	53	79	5.2
30...	178	53	50	50	3	15	11000	6.5	33	87	5.6	...	2
31...	52	16	14	14	...	1	1	8	11500	7.4	7	78	5.4	...	1
32...	167	46	37	37	...	8	8	1	33	14000	7.0	12	73	4.9	...	3
33...	135	41	41	41	21	...	5.8	19	76	5.4	...	2
34...	103	32	32	32	19	15000	6.1	12	79	5.4
35...	406	124	122	120	2	2	1	1	51	16000	6.6	66	73	4.8	...	8
36...	50	14	13	13	...	1	1	8	15500	9.3	6	207	5.8
37...	132	38	27	27	...	5	5	6	12	...	6.4	29	65	4.8	...	5
38...	*51	11	5	5	...	6	6	3	8	61	5.1
39...	92	34	34	34	11	...	6.6	22	83	4.8	...	1
40...	95	27	24	24	...	3	3	13	15500	8.5	14	74	5.1	...	1
41...	40	13	13	13	3	10	94	4.0
42...	239	87	87	87	31	17000	6.2	50	93	4.1	...	4
43...	439	163	163	163	17	...	6.0	135	95	3.8	2	10
44...	215	78	78	76	2	14	...	5.0	62	85	3.8	...	6
45...	117	37	37	37	14	...	5.0	22	110	5.5	...	3
46...	325	98	98	98	45	14500	6.2	50	67	5.2	...	5
47...	303	92	86	86	...	3	3	3	43	12500	6.8	43	71	4.5	...	6
48...	247	71	71	71	20	10500	6.8	49	65	5.3	...	2

Table 2.—CHARACTERISTICS OF HOUSING UNITS, BY BLOCKS: 1960—Con.

["Total population" contains no persons in group quarters unless preceded by asterisk; one asterisk (*) denotes less than 10 percent; two asterisks (**), 10 percent or more]

Blocks within census tracts	Total population	All housing units by condition and plumbing									Occupied housing units							
		Total	Sound			Deteriorating			Dilapidated	Owner occupied			Renter occupied			Occupied by non-white	1.01 or more persons per room	
			Total	With all plumbing facilities	Lacking some or all facilities	Total	With all plumbing facilities	Lacking some or all facilities		Total	Average value (dollars)	Average number of rooms	Total	Average contract rent (dollars)	Average number of rooms			
							With flush toilet	No flush toilet										
Y-5-C...	*9073	4477	4463	4413	50	14	13	1	270	19500	6.2	4075	96	3.5	20	70
1...	33	12	8	8	...	4	4	6	...	5.5	6	91	5.2
3...	121	42	42	41	1	15	...	5.9	26	92	5.3
4...	231	112	112	111	1	7	...	7.4	101	104	3.7	...	3
5...	279	124	124	119	5	9	16000	3.9	114	105	4.0	2	4
6...	*393	220	220	220	212	78	3.3
7...	333	164	163	159	4	1	1	3	160	95	3.7	...	1
8...	107	31	31	31	1	30	96	5.0
10...	30	10	10	10	6	...	6.7	3
11...	24	7	7	7	4	3
12...	42	29	29	28	1	2	26	132	3.0	...	4
13...	*370	139	139	138	1	5	...	6.0	125	109	4.7	3	...
14...	173	81	81	79	2	4	74	98	3.3	1	5
15...	87	25	24	24	...	1	1	5	...	6.0	20	117	6.1	...	1
16...	100	30	30	30	8	...	8.4	22	111	6.3	...	2
17...	222	94	94	93	1	13	...	6.6	79	107	3.8	...	2
18...	131	60	60	56	4	6	15000	6.5	54	85	3.3	...	2
19...	298	144	144	143	1	15	...	4.9	124	91	3.4	1	3
20...	**50	13	13	12	1	7	...	7.7	6	113	4.3
21...	167	73	73	73	8	...	5.6	62	89	3.5	1	4
22...	438	193	193	188	5	11	...	5.9	173	108	4.0	2	4
23...	206	77	77	77	105	105	4.3
24...	176	68	68	68	9	...	7.3	56	127	4.2
25...	368	174	173	169	4	1	1	22	15500	5.2	147	109	3.7	1	2
26...	219	128	128	128	1	120	90	3.2
27...	528	287	287	279	8	9	...	3.8	277	92	3.1	2	3
29...	*356	179	177	176	1	2	2	7	...	5.7	168	83	3.1	...	3
30...	171	81	81	78	3	8	...	5.0	66	82	4.0	1	...
31...	276	147	146	146	...	1	1	8	22000	7.9	133	84	3.5
32...	325	180	180	180	4	172	92	3.3	...	1
33...	516	288	288	288	3	282	94	3.0	...	3
34...	95	44	44	44	44	106	3.7
35...	*120	59	59	59	1	51	102	2.8	1	...
36...	153	70	70	69	1	6	...	5.8	57	103	4.7	...	1
37...	268	200	199	196	3	1	1	5	...	2.8	190	76	2.3	...	9
38...	317	161	159	158	1	2	2	14	19500	7.6	146	91	3.4	...	2
39...	124	56	55	53	2	1	1	48	96	4.3	1	1
41...	11	4
42...	*310	161	161	161	5	...	5.8	153	96	3.5	...	1
43...	317	188	188	188	10	...	7.6	169	101	3.1	1	1
44...	*584	320	320	320	17	24000	7.4	295	114	3.2	3	6
51...	4	2
Z-1-A...	6227	1844	1803	1790	13	38	38	3	1298	14000	5.8	511	71	4.8	5	115
1...	163	47	47	47	22	13000	5.6	25	70	5.1	...	5
2...	41	10	10	10	6	...	6.0	3	1
3...	146	45	44	43	1	1	1	33	13000	5.4	12	69	5.0	...	3
4...	55	15	15	15	11	14500	7.7	4	1
5...	41	13	13	13	9	14000	5.9	4
6...	24	9	9	9	6	...	5.8	3	1
7...	124	33	29	29	...	4	4	24	15000	6.1	8	70	4.8	...	2
8...	57	23	23	23	12	18000	5.9	10	82	4.8
9...	97	30	28	28	...	1	1	1	20	15500	5.5	9	56	4.9	2	4
10...	91	26	26	26	19	14500	5.6	6	59	5.2	...	1
11...	88	25	25	25	20	13500	6.0	5	56	4.2	...	2
12...	46	13	10	10	...	3	3	8	...	6.1	5	64	5.6	...	1
13...	120	40	39	38	1	1	1	27	12500	5.8	13	70	5.0	...	1
14...	20	8	8	8	6	...	6.2	2
15...	88	30	27	27	...	3	3	24	16500	5.2	5	63	5.0	...	2
16...	103	31	31	31	25	13000	5.8	6	...	4.8	1	2
17...	30	7	7	7	6	12500	5.3	1	1
18...	29	9	9	9	8	13500	5.1	1	1
19...	118	32	29	28	1	3	3	25	12000	6.4	6	60	5.5	...	2
20...	174	53	53	53	39	14000	5.7	14	62	4.8	...	2
21...	454	127	121	120	1	6	6	67	14000	5.4	59	80	4.7	...	18
22...	74	19	19	19	17	14000	6.2	2	2
23...	69	23	22	22	...	1	1	13	13000	5.2	9	56	3.8	...	3
24...	18	4
25...	62	20	20	20	13	16500	6.1	6	67	4.2	...	1
26...	100	32	31	31	...	1	1	18	15000	5.4	14	78	4.5	...	1
27...	133	42	42	42	20	14000	5.0	22	85	4.1	...	3
28...	109	27	23	23	...	2	2	2	21	14000	6.0	5	56	4.0	...	2
29...	173	42	42	38	4	35	14000	6.1	7	62	5.1	...	4
30...	92	20	20	20	20	15500	6.1	2
31...	33	9	9	9	8	15500	5.6	1
36...	36	12	12	12	12	14500	5.6
37...	83	21	21	21	21	14500	6.2	4
38...	63	21	21	21	17	14000	6.0
39...	155	43	43	43	34	13000	5.9	8	64	5.3	...	3
40...	162	46	46	46	38	14000	5.4	7	58	4.4	...	3
41...	123	40	40	40	26	12000	5.7	14	168	4.2	...	1
42...	15	4												

City Block Characteristics

Table 2.—CHARACTERISTICS OF HOUSING UNITS, BY BLOCKS: 1960—Con.

["Total population" contains no persons in group quarters unless preceded by asterisk; one asterisk (*) denotes less than 10 percent; two asterisks (**), 10 percent or more]

Blocks within census tracts	Total population	All housing units by condition and plumbing									Occupied housing units							
		Total	Sound			Deteriorating			Dilapidated	Owner occupied			Renter occupied			Occupied by non-white	1.01 or more persons per room	
			Total	With all plumbing facilities	Lacking some or all facilities	Total	With all plumbing facilities	Lacking some or all facilities		Total	Average value (dollars)	Average number of rooms	Total	Average contract rent (dollars)	Average number of rooms			
																		With flush toilet
45...	62	20	20	20	17	13500	5.8	2	
46...	48	15	15	15	12	13500	5.2	3	1	
48...	29	8	8	8	4	4	1	
49...	133	42	42	42	28	13500	6.1	14	65	4.9	
50...	95	23	23	23	11	14000	7.0	11	65	5.5	...	2	
51...	89	31	31	29	2	19	14000	5.9	10	81	4.9	
52...	84	30	30	28	2	19	13500	6.3	11	68	4.4	...	1	
53...	98	28	28	28	18	13500	6.9	7	69	4.9	
54...	134	48	48	48	26	13500	6.1	21	63	4.6	...	2	
55...	31	13	12	12	...	1	1	4	9	64	4.7	
56...	56	16	16	16	16	15000	5.5	
57...	35	13	13	13	12	14000	5.8	1	1	
58...	178	51	50	50	...	1	1	36	16000	5.8	14	55	4.8	...	4	
59...	39	10	10	10	9	12500	6.3	1	2	
60...	24	7	7	7	7	13500	5.9	
61...	34	11	11	11	11	11500	5.5	
62...	6	2	
63...	32	12	11	11	...	1	1	9	13000	5.6	3	
65...	89	22	21	21	...	1	1	16	15500	6.3	6	60	5.7	
66...	75	21	19	18	1	2	2	13	10000	5.9	8	63	4.9	...	2	
69...	199	50	50	50	34	14000	6.1	15	63	5.1	...	4	
70...	29	7	7	7	7	13500	6.3	1	
71...	78	23	23	23	19	12500	5.9	4	2	
72...	24	9	9	9	9	12000	5.4	
73...	162	46	46	46	33	12500	5.5	13	74	4.7	...	2	
74...	7	2	
75...	52	17	17	17	11	12300	6.7	6	50	4.0	
77...	74	24	24	24	19	12500	5.2	4	2	
78...	283	87	85	85	...	2	2	69	13500	5.7	16	64	5.4	2	3	
79...	95	31	28	28	...	3	3	21	16000	5.8	9	44	3.7	...	2	
80...	116	34	33	33	...	1	1	23	13000	6.0	9	66	4.9	...	2	
81...	12	5	5	5	5	12500	5.0	
82...	22	5	5	5	5	13000	6.4	
Z-1-B...	*6057	1786	1590	1545	45	143	132	11	...	53	906	13000	6.3	837	58	4.7	3	118
1...	87	28	28	27	1	10	...	5.4	15	60	5.1	
2...	195	58	58	58	21	12500	5.7	37	52	5.1	...	5	
4...	81	25	25	25	12	21000	5.9	13	65	4.9	...	1	
5...	59	20	20	20	14	13500	5.4	6	68	5.8	...	1	
6...	66	18	18	18	14	12000	5.3	3	2	
8...	77	19	19	19	19	14000	6.0	1	
9...	50	12	12	12	12	12000	5.8	2	
10...	51	14	14	14	12	12500	5.5	1	
12...	85	19	19	19	19	14000	5.5	3	
15...	53	14	14	14	14	13500	4.9	1	
16...	86	27	27	27	20	12000	7.7	7	59	4.0	...	1	
17...	164	47	41	41	...	6	6	25	14500	6.1	21	59	5.1	...	1	
18...	50	12	12	12	9	13000	6.0	4	4	
19...	78	21	21	21	13	15000	6.4	8	58	5.3	
20...	112	29	29	29	19	12000	6.5	9	56	5.3	...	3	
21...	61	14	14	14	8	...	6.5	6	47	6.2	...	1	
22...	95	33	33	33	19	12500	6.5	14	60	4.4	...	1	
23...	246	71	71	71	50	13000	5.8	21	70	5.1	...	3	
24...	299	105	105	105	41	17000	5.8	60	60	5.0	...	6	
25...	107	32	32	32	15	...	5.9	17	59	4.7	...	2	
26...	73	24	24	24	10	...	5.5	14	51	4.9	...	1	
27...	20	7	3	3	...	4	4	5	2	
28...	21	7	7	7	4	3	
29...	14	5	3	3	...	2	2	3	2	
30...	87	27	27	27	20	12000	6.4	7	62	4.6	...	1	
31...	126	42	42	36	6	21	12500	6.2	20	60	3.4	...	2	
32...	163	49	49	49	27	15500	6.4	22	58	5.0	...	2	
33...	**117	28	23	23	...	5	5	21	15000	6.6	7	66	4.9	...	1	
34...	104	29	29	29	18	12000	6.5	11	62	4.5	...	3	
35...	95	33	24	24	...	9	9	16	13000	6.7	15	54	4.6	...	1	
36...	78	24	11	11	...	11	11	11	...	5.9	11	57	4.4	
37...	104	33	30	30	...	2	2	19	12000	7.6	14	62	5.4	...	2	
38...	**121	36	35	35	...	1	1	24	11500	7.3	12	65	4.5	
39...	68	19	19	19	10	...	7.4	9	61	4.3	...	1	
40...	136	38	38	38	21	14500	6.4	15	63	4.4	...	3	
41...	82	25	23	23	...	2	2	11	16500	7.1	13	128	5.5	
42...	140	45	42	38	4	2	2	25	13000	6.6	16	56	4.7	...	4	
43...	152	40	38	38	...	2	2	21	12500	6.7	19	64	4.8	...	7	
44...	145	46	45	43	2	1	1	19	11500	5.9	27	76	5.8	1	4	
45...	118	36	35	30	5	3	3	14	...	6.5	22	43	4.1	...	2	
48...	*108	31	31	28	3	6	9	...	5.7	22	54	4.0	...	2	
49...	118	42	33	33	...	6	6	3	...	6.2	31	70	4.5	...	1	
50...	**62	21	12	4	8	8	8	1	20	44	3.3	...	3	
52...	9	6	6	6	2	3	
53...	36	9	9	8	1	6	...	8.0	3	1	
54...	17	5	5	5	2	
55...	7	6	6	6	3	
56...	7	2	
57...	**30	5	4	4	4	1	
58...	6	2	
59...	40	12	6	6	...	5	5	5	...	6.2	7	53	4.8	

Table 2.—CHARACTERISTICS OF HOUSING UNITS, BY BLOCKS: 1960—Con.

["Total population" contains no persons in group quarters unless preceded by asterisk; one asterisk (*) denotes less than 10 percent; two asterisks (**), 10 percent or more]

Blocks within census tracts	Total population	All housing units by condition and plumbing								Occupied housing units								
		Sound				Deteriorating				Dilapidated	Owner occupied			Renter occupied			Occupied by non-white	1.01 or more persons per room
		Total	With all plumbing facilities	Lacking some or all facilities	Total	With all plumbing facilities	Lacking some or all facilities		Total		Average value (dollars)	Average number of rooms	Total	Average contract rent (dollars)	Average number of rooms			
							With flush toilet	No flush toilet										
60...	87	22	22	22	14	...	6.9	8	82	5.3	...	2	
65...	21	7	7	7	2	5	41	5.2	
66...	84	26	23	23	...	3	3	11	...	7.6	15	61	5.1	...	2	
67...	128	38	38	38	18	17500	7.1	20	59	5.0	...	1	
68...	*93	18	18	18	10	...	6.7	8	55	4.0	1	3	
69...	57	16	14	14	...	2	2	5	...	6.4	11	55	5.7	
72...	11	4	
73...	85	24	21	20	1	3	3	10	...	5.6	14	43	5.1	
74...	68	25	17	17	...	8	7	1	...	3	19	64	4.7	...	2	
77...	71	28	8	8	...	19	17	2	...	6	...	5.2	21	38	4.0	...	1	
79...	20	4	
80...	19	4	
81...	85	24	1	1	...	6	2	4	...	17	...	6.1	15	26	5.1	...	3	
82...	56	21	2	2	...	7	6	1	...	12	14	32	4.6	...	4	
83...	8	3	
84...	41	9	9	7	2	3	6	41	5.0	...	1	
85...	23	10	10	8	2	2	8	32	3.8	
86...	8	2	
87...	46	12	12	12	1	11	39	5.3	
88...	49	11	10	10	5	...	5.6	5	48	4.2	...	3	
89...	14	4	
90...	.29	9	9	9	6	12500	6.5	3	
91...	53	11	11	11	9	15500	7.1	2	1	
92...	12	4	
93...	106	22	22	22	22	14500	5.7	3	
95...	30	12	12	2	10	11	139	5.0	1	1	
97...	*148	39	23	23	...	11	9	2	...	5	11000	6.8	21	56	5.2	...	4	
98...	*88	23	13	13	...	7	6	1	...	3	11000	7.1	12	24	5.4	...	2	
Z-1-C...	*9037	2297	2157	2118	39	130	119	11	...	10	1332	14000	6.2	910	69	4.7	4	323
1...	41	7	7	7	6	16000	8.7	1	2	
2...	39	9	9	9	8	17500	6.9	1	1	
6...	51	11	11	11	7	14000	6.1	3	3	
7...	16	2	
8...	20	5	5	5	4	1	
9...	*90	17	17	17	11	21000	6.6	5	...	4.0	...	4	
11...	55	12	12	12	11	16000	6.3	3	
12...	41	11	11	11	9	22000	6.3	2	
13...	93	20	18	18	...	2	2	18	16000	7.1	2	2	
14...	29	8	8	8	8	15500	7.3	
15...	162	40	39	39	...	1	1	29	17000	7.8	10	73	5.3	...	2	
16...	74	21	21	21	19	14500	8.4	1	1	
17...	54	13	10	10	...	3	3	9	15500	7.8	4	1	...	
18...	8	2	
20...	2	1	
21...	*54	11	11	11	7	...	6.1	4	1	
22...	195	49	45	45	...	2	2	30	13500	7.2	19	63	5.9	...	4	
23...	92	19	19	19	12	13000	8.6	7	75	5.3	...	1	
24...	137	33	33	32	1	23	14500	7.0	10	70	4.6	...	4	
25...	58	17	17	17	12	13500	6.3	5	57	5.0	...	1	
26...	61	17	17	17	17	17000	6.6	
28...	36	7	7	7	6	20000	7.2	1	
29...	84	20	20	20	15	16000	6.5	3	3	
30...	73	16	16	16	12	14500	7.6	3	1	
31...	**142	44	44	42	2	14	...	6.2	27	63	4.4	...	1	
32...	16	6	6	6	5	75	5.2	
33...	3	1	
34...	201	52	45	43	2	6	6	1	30	11000	6.6	21	61	4.1	...	6
35...	124	34	34	32	2	18	11500	7.2	16	54	4.7	...	3	
36...	144	36	36	36	17	12000	6.5	18	104	5.1	...	6	
37...	79	19	19	19	11	11500	6.0	8	60	5.3	1	2	
38...	124	42	41	41	...	1	1	33	17000	6.5	6	67	3.3	
39...	10	2	
40...	29	7	7	7	7	15500	5.9	1	
42...	91	27	27	27	17	11500	6.1	10	50	5.1	...	1	
43...	271	72	57	55	2	15	12	3	...	45	9000	6.4	24	54	4.5	...	9	
44...	113	32	28	25	3	3	3	11	17000	5.8	19	51	4.6	...	4	
46...	259	75	58	55	3	17	17	39	10500	6.1	34	56	4.5	...	2	
49...	217	61	61	55	6	32	12500	5.9	27	79	4.5	...	7	
50...	117	38	30	21	9	8	5	3	...	18	7000	5.4	15	41	3.9	1	4	
51...	135	43	42	41	1	1	1	26	12000	5.1	17	69	4.3	...	3	
52...	70	23	22	22	...	1	1	10	...	5.1	11	77	4.5	...	3	
53...	94	27	22	22	...	5	4	1	...	15	10500	5.8	11	81	5.0	...	3	
54...	77	24	24	24	21	14500	5.5	1	
55...	68	18	17	17	...	1	1	13	15000	5.8	5	...	4.2	...	2	
56...	104	27	25	25	...	2	2	12	...	4.8	14	85	4.8	...	2	
59...	136	39	37	37	...	2	2	30	12000	5.9	9	162	4.7	...	4	
60...	87	24	24	23	1	9	...	4.8	15	44	4.1	...	2	
61...	42	11	11	11	5	...	4.4	6	32	4.2	...	3	
62...	113	33	30	28	2	3	3	14	...	4.8	19	48	4.5	...	5	
63...	60	16	10	10	...	6	6	6	...	5.2	10	48	5.1	...	4	
64...	92	24	17	15	2	2	2	5	...	6.0	19	39	4.5	...	4	
65...	67	19	10	9	1	9	6	3	...	6	...	5.5	12	46	4.3	...	3	
67...	230	53	53	52	1	25	...	5.3	28	77	5.0	...	7	
70...	13	4	
71...	141	35	34	34	...	1	1	34	14000	6.0	1	5	
72...	62	16	13	13	...	3	3	7	...	5.7	9	66	6.0	

City Block Characteristics

Table 2.—CHARACTERISTICS OF HOUSING UNITS, BY BLOCKS: 1960—Con.

["Total population" contains no persons in group quarters unless preceded by asterisk; one asterisk (*) denotes less than 10 percent; two asterisks (**), 10 percent or more]

Blocks within census tracts	Total population	All housing units by condition and plumbing								Occupied housing units															
		Sound				Deteriorating				Dilapidated	Owner occupied			Renter occupied			Occupied by non-white	1.01 or more persons per room							
		Total	With all plumbing facilities	Lacking some or all facilities	Total	With all plumbing facilities	Lacking some or all facilities	With flush toilet	No flush toilet		Total	Average value (dollars)	Average number of rooms	Total	Average contract rent (dollars)	Average number of rooms									
73...	15	4		
75...	28	8	
76...	122	34	29	29	5	5	16	12000	6.2	16	50	4.7	
77...	82	22	22	22	13	12500	7.0	8	161	4.8	
78...	**86	21	21	21	10	...	6.7	9	74	5.9	
79...	75	25	25	25	15	14000	6.1	8	64	5.3	
80...	17	3	
83...	2	1	
85...	71	19	19	19	18	16000	6.1	1	
86...	93	24	24	24	19	14000	5.4	5	77	5.0	
87...	103	26	26	26	19	12500	6.0	7	71	4.9	
89...	69	15	15	15	10	14500	5.9	5	71	5.8	
90...	17	3	
91...	105	29	29	29	15	11500	6.4	14	64	4.9	
92...	22	8	8	8	8	12000	5.6	
93...	68	15	14	14	1	1	8	...	6.0	7	78	5.0	
94...	38	10	10	10	5	...	6.2	5	87	6.0	
95...	60	13	13	13	6	...	5.2	7	80	5.1	
96...	33	8	8	8	8	15500	5.4	
99...	3	1	
100...	5	1	
101...	95	20	20	20	17	17000	6.9	3	
102...	342	92	77	77	14	13	1	63	15000	6.6	27	50	4.6	
103...	387	82	82	82	31	12500	6.2	51	72	4.7	
104...	95	24	20	20	4	4	13	...	4.8	11	74	4.8	
105...	437	98	96	95	1	...	2	2	30	...	5.5	65	85	4.5	
106...	423	84	84	84	84	76	4.3	
107...	330	73	71	71	2	2	25	14000	5.4	47	75	4.6	
108...	28	12	11	11	1	1	9	12500	4.4	2	
109...	130	29	28	28	1	1	22	13500	5.5	7	81	4.6	
111...	54	14	14	14	14	14000	5.0	
112...	53	15	15	15	13	15000	5.7	1	
113...	117	28	28	28	27	13500	5.6	
114...	130	32	31	31	1	1	32	13500	5.3	
115...	8	1	
116...	52	18	15	15	3	3	14	10000	6.4	4	
117...	43	12	12	12	12	14500	6.2	
118...	103	21	21	21	19	15500	5.7	2	
Z-2....	*11802	3365	3085	3046	39	217	202	14	1	63	1828	13500	5.8	1428	67	4.9	13	270		
2...	97	22	22	22	5	...	6.0	17	61	5.2	
4...	23	6	6	6	6	14500	4.8	
5...	12	16	16	16	2	
6...	27	6	6	6	4	2	
7...	101	32	32	32	16	14000	5.8	14	68	5.0	
8...	56	15	15	15	8	...	5.4	7	81	4.7	
9...	92	23	23	23	12	...	5.3	11	84	4.5	
10...	217	59	59	59	29	...	4.8	26	78	4.3	
11...	131	44	44	44	40	13000	4.7	3	
12...	238	60	60	60	51	12000	5.2	9	126	5.7	
13...	65	17	17	17	17	11000	4.2	
14...	74	21	21	21	21	12000	4.9	
15...	221	70	70	70	41	16000	5.8	12	93	6.0	
16...	15	4	
17...	150	38	38	38	30	15500	5.8	7	156	6.0	
18...	42	13	13	13	8	17000	6.0	2	
19...	52	12	12	12	12	17000	5.6	
20...	74	22	22	22	19	14000	5.3	2	
21...	211	52	52	52	41	13500	5.6	10	65	5.6	
23...	120	39	39	39	10	...	5.8	29	60	4.6	
24...	112	35	33	33	18	18	4	10500	6.8	18	55	4.9	
25...	164	53	30	28	2	19	17	2	4	28	16000	6.1	24	62	5.3	
26...	156	51	34	34	13	13	4	29	13000	6.5	21	74	5.3
27...	67	22	13	13	6	5	1	3	12	...	6.0	9	62	4.9
29...	103	35	13	13	16	16	6	16	10500	5.7	16	58	4.9
30...	81	22	10	10	9	9	3	14	11000	6.7	8	58	5.5
31...	42	10	10	10	10	12500	6.3
32...	80	22	22	22	21	13000	5.9	1
33...	116	28	28	28	21	13000	5.9	7	88	6.0
34...	48	12	12	12	12	13500	5.3
35...	106	33	33	33	32	13000	5.2	1
39...	78	29	29	29	24	15000	6.0	4
40...	85	25	24	23	1	1	1	1	15	13500	6.1	9	59	4.9
41...	64	19	18	18	1	1	11	13500	6.7	7	59	4.7
42...	207	55	50	50	5	5	44	14000	5.4	9	65	5.6
43...	*250	76	66	63	3	10	9	38	13500	5.8	35	61	4.7
44...	56	15	12	12	3	3	8	...	6.5	7	61	5.4
45...	149	40	37	37	3	3	20	13500	7.3	20	63	4.9
46...	35	12	12	12																					

U.S. CENSUS OF HOUSING: 1960

Series HC(3)-181

CITY BLOCKS

Brockton, Mass.

Prepared under the supervision of
WAYNE F. DAUGHERTY, Chief
Housing Division




U.S. DEPARTMENT OF COMMERCE

Luther H. Hodges, Secretary

BUREAU OF THE CENSUS

Richard M. Scammon, Director (From May 1, 1961)

Robert W. Burgess, Director (To March 3, 1961)





BUREAU OF THE CENSUS

RICHARD M. SCAMMON, *Director* (From May 1, 1961)
ROBERT W. BURGESS, *Director* (To March 3, 1961)

A. ROSS ECKLER, *Deputy Director*
HOWARD C. GRIEVES, *Assistant Director*
CONRAD TAUBER, *Assistant Director*
MORRIS H. HANSEN, *Assistant Director for Statistical Standards*
CHARLES B. LAWRENCE, JR., *Assistant Director for Operations*
WALTER L. KEHRES, *Assistant Director for Administration*
CALVERT L. DEDRICK, *Chief, International Statistical Programs Office*
A. W. VON STRUVE, *Acting Public Information Officer*

Housing Division—

WAYNE F. DAUGHERTY, *Chief*
DANIEL B. RATHBUN, *Assistant Chief*
BEULAH WASHBAUGH, *Special Assistant*
MILTON D. LIEBERMAN, *Chief, Coordination and Research*

Decennial Operations Division—GLEN S. TAYLOR, *Chief*
Electronic Systems Division—ROBERT F. DRURY, *Chief*
Field Division—JEFFERSON D. MCPHER, *Chief*
Geography Division—WILLIAM T. FAY, *Chief*
Population Division—HOWARD G. BRUNMAN, *Chief*
Statistical Methods Division—JOSEPH STEINBERG, *Chief*

Library of Congress Card Number: A61-9347

SUGGESTED CITATION

U.S. Bureau of the Census. *U.S. Census of Housing: 1960. Vol. III, City Blocks.*
Series HC(3), No. 181.
U.S. Government Printing Office, Washington, D.C., 1961.

For sale by the Superintendent of Documents, U.S. Government Printing Office, Washington 25, D.C.
or any of the Field Offices of the Department of Commerce—Price 25 cents.

Table 1.—CHARACTERISTICS OF HOUSING UNITS, FOR THE CITY: 1960

Subject	Number	Percent	Subject	Number	Percent
All housing units.....	24,090	100.0	Occupied housing units—Con.		
CONDITION AND PLUMBING			COLOR		
Sound.....	20,994	87.1	White.....	22,537	98.5
With all plumbing facilities.....	19,513	81.0	Nonwhite.....	340	1.5
Lacking some or all facilities.....	1,481	6.1	PERSONS PER ROOM		
Deteriorating.....	2,644	11.0	1.00 or less.....	21,219	92.8
With all plumbing facilities.....	1,802	7.5	1.01 or more.....	1,658	7.2
Lacking some or all facilities.....	842	3.5	AVERAGE NUMBER OF ROOMS		
With flush toilet.....	831	3.4	Owner occupied.....	5.8	...
No flush toilet.....	11	...	Renter occupied.....	4.7	...
Dilapidated.....	452	1.9	VALUE AND RENT		
Occupied housing units.....	22,877	100.0	Average value.....dollars.....	13,000	...
TENURE			Average contract rent.....dollars.....	48	...
Owner occupied.....	12,427	54.3			
Renter occupied.....	10,450	45.7			

NOTE.—On the map for Brockton approximately 1,180 blocks are identified.

Table 2.—CHARACTERISTICS OF HOUSING UNITS, BY BLOCKS: 1960

["Total population" contains no persons in group quarters unless preceded by asterisk; one asterisk (*) denotes less than 10 percent; two asterisks (**), 10 percent or more]

Blocks within census tracts	Total population	All housing units by condition and plumbing								Occupied housing units								
		Total	Sound			Deteriorating			Dilapidated	Owner occupied			Renter occupied			Occupied by non-white	1.01 or more persons per room	
			Total	With all plumbing facilities	Lacking some or all facilities	Total	With all plumbing facilities	Lacking some or all facilities		With flush toilet	No flush toilet	Total	Average value (dollars)	Average number of rooms	Total			Average contract rent (dollars)
PC-4.....	*6786	2191	1895	1817	78	208	168	39	1	88	1483	12500	5.4	559	34	4.0	7	140
1....	313	102	102	102	81	14000	5.2	7
5....	**22	4
15....	149	38	37	37	...	1	1	37	13500	5.3	1	1	3
16....	7	3
23....	45	13	13	13	12	15000	5.5	1
24....	41	29	28	28	...	1	1	10	12000	5.4	2	1
26....	128	45	33	30	3	12	7	5	15	8500	5.7	28	46	4.5	1	3
40....	4	1
41....	49	13	13	12	1	7	...	6.3	6	43	5.0	...	2
44....	25	11	11	11	9	47	4.0	...	2
46....	39	13	13	13	10	9000	6.0	3	1
47....	61	18	18	17	1	15	10500	6.0	3
48....	42	16	16	13	3	11	9000	6.5	4
49....	38	13	13	12	1	6	...	6.3	6	31	4.3
50....	18	7	7	7	5	...	5.2	1
51....	13	7	7	7	6	7500	4.5	1
52....	32	6	6	6	6	8000	6.2	2
53....	18	6	5	5	1	...	6.2	1
54....	13	3
55....	19	11	11	10	1	8	10500	4.9	2
56....	12	4
57....	28	11	11	11	11	11000	6.0
58....	66	19	19	19	13	11500	5.9	4	1
59....	68	19	17	17	...	1	1	14	11500	5.6	2	2
60....	44	18	18	18	12	8500	5.5	3
61....	26	6	6	6	6	12000	5.7	1
62....	**56	15	15	14	1	12	12000	6.0	3	1
64....	4	2
65....	45	21	20	13	7	8	5000	4.4	11	23	4.0	...	2
66....	5	4
67....	65	24	17	7	6	...	5.3	18	25	3.7	...	1
68....	21	6	6	4	2	5	...	5.8	1
69....	28	10	10	10	5	...	5.4	5	51	3.8	...	1
70....	50	13	13	12	1	12	15500	5.4	1	1
71....	41	13	12	10	2	1	1	12	9500	5.7	1
72....	5	1
73....	74	23	22	21	1	1	1	18	11500	5.1	5	28	3.6	...	1
74....	82	36	36	29	7	19	12000	5.4	16	32	3.6	...	1
76....	137	61	61	48	13	14	9000	5.2	47	28	3.3	...	5
77....	204	89	20	18	2	37	21	16	...	32	18	7000	5.4	65	37	3.6	1	3
78....	52	18	15	15	...	2	2	15	10500	5.0	3
79....	63	21	20	20	18	13000	5.9	2	1
80....	44	11	11	11	11	13000	7.3	1
81....	15	4
82....	8	1
83....	1
84....	7	4
85....	7	2
86....	7	3
87....	2	1
88....	87	22	22	22	22	13000	5.4	3

City Block Characteristics

Table 2.—CHARACTERISTICS OF HOUSING UNITS, BY BLOCKS: 1960—Con.

["Total population" contains no persons in group quarters unless preceded by asterisk; one asterisk (*) denotes less than 10 percent; two asterisks (**), 10 percent or more]

Blocks within census tracts	Total population	All housing units by condition and plumbing									Occupied housing units							
		Total	Sound			Deteriorating			Dilapidated	Owner occupied			Renter occupied			1.01 or more persons per room		
			Total	With all plumbing facilities	Lacking some or all facilities	Total	With all plumbing facilities	Lacking some or all facilities		Total	Average value (dollars)	Average number of rooms	Total	Average contract rent (dollars)	Average number of rooms		Occupied by non-white	
89...	17	4
93...	17	4
95...	15	4
96...	21	8
97...	50	16	12	12	...	1	1	...	3	12	11500	5.3	4	1	
98...	38	19	13	13	...	6	5	1	...	9	...	3.9	10	29	3.6	
99...	**36	11	9	8	1	...	2	3	...	6	...	4.7	5	...	3.6	...	1	
100...	31	12	9	9	...	3	2	3	...	8	14000	6.1	4	
101...	111	46	29	25	4	15	14	...	1	12	9000	5.3	33	31	4.0	...	1	
102...	86	40	21	21	...	15	13	2	...	13	...	5.6	25	24	3.7	
103...	119	48	19	18	1	23	22	1	...	6	9000	5.4	31	30	4.2	...	1	
105...	5	2	
106...	63	37	37	33	4	
107...	92	34	...	20	1	7	4	3	...	6	7500	5.2	18	28	3.5	...	2	
108...	29	10	7	6	1	3	2	1	...	7	8000	6.0	3	
109...	12	3	
110...	7	2	
115...	38	13	9	8	1	4	4	7	8000	5.9	6	35	4.0	...	1	
117...	56	12	9	9	...	3	3	8	8500	6.3	4	2	
119...	36	12	6	5	1	3	3	...	3	8	8000	4.8	2	1	
120...	20	9	6	4	2	2	2	...	1	6	...	5.2	3	
122...	91	31	17	15	2	10	7	3	...	4	8500	5.5	18	32	4.0	...	3	
123...	32	8	5	...	6.0	2	1	...	
124...	185	46	46	46	38	11500	5.9	7	80	4.9	1	3	
125...	60	16	14	14	...	2	2	13	13000	5.4	3	1	...	
126...	59	16	15	15	...	1	1	13	13000	5.3	3	2	
127...	59	16	14	14	...	2	1	1	...	13	13000	5.3	3	1	
128...	59	16	14	14	...	2	1	1	...	12	13000	5.8	3	1	
129...	53	14	14	14	14	14500	5.5	1	
130...	476	124	124	124	117	14000	5.3	2	15	
132...	129	32	16	16	...	16	15	1	...	26	10500	6.2	5	...	5.2	...	5	
137...	44	12	12	12	12	15000	5.4	
138...	97	24	24	24	24	14500	5.3	3	
139...	93	25	25	25	24	14000	5.3	1	
141...	1486	434	427	426	1	5	5	...	2	379	13500	5.3	10	41	4.9	1	31	
142...	91	24	24	24	24	14000	5.3	1	
145...	40	11	9	8	1	2	2	8	6500	5.0	2	
146...	27	9	9	9	4	5	...	4.2	...	2	
147...	8	2	
148...	19	7	7	6	1	5	10500	5.2	2	
149...	156	42	39	39	...	2	2	...	1	40	12500	5.3	1	3	
150...	109	47	27	27	...	15	11	4	...	5	15	...	4.8	31	25	3.8	...	1
152...	19	9	8	8	...	1	1	5	...	4.8	
153...	19	7	7	6	1	2	5	49	3.8	
155...	6	2	
156...	8	2	
157...	7	2	
158...	26	25	19	18	1	6	3	6	40	4.5	...	1	
PC-5...	*8072	3028	2458	2195	263	533	286	246	1	37	975	11500	5.6	1860	45	4.0	23	198
1...	52	21	15	15	...	6	6	3	17	52	3.8	...	2	
2...	*159	56	56	53	3	18	...	5.7	38	48	4.4	
4...	78	28	14	14	...	14	9	5	...	12	...	5.0	16	31	4.3	...	2	
5...	96	29	13	12	1	8	7	1	...	10	...	5.3	17	43	4.8	...	5	
7...	171	69	52	50	2	14	11	3	...	17	...	4.9	44	49	3.9	1	6	
8...	250	79	27	26	1	8	13000	5.0	17	53	3.8	
10...	61	20	20	18	2	...	2	57	16000	6.0	22	63	4.9	...	4	
11...	48	19	14	14	2	8	11500	4.5	12	34	4.4	...	2	
12...	80	33	28	25	3	5	...	4	1	14	10000	5.3	18	30	3.7	...	1	
13...	98	40	39	36	3	1	1	22	10500	5.3	18	28	3.9	
14...	63	24	24	24	12	16000	5.8	12	46	4.8	...	1	
15...	118	57	44	41	3	13	4	9	...	10	...	4.7	46	40	3.4	...	2	
16...	73	22	8	8	...	14	12	2	...	8	...	4.6	14	41	4.9	...	2	
17...	*187	70	50	45	5	14	5	9	...	6	19	19000	5.7	46	42	4.0	...	6
18...	80	30	30	29	1	17	14500	5.6	13	44	4.4	
19...	79	31	31	30	1	17	11500	5.2	14	52	3.9	...	1	
20...	29	15	14	14	...	1	1	6	12000	5.0	7	42	4.3	...	1	
21...	204	77	75	72	3	1	1	...	1	34	11500	5.2	42	37	4.1	...	3	
22...	22	6	5	5	...	1	1	6	...	7.7	
23...	83	39	36	28	8	3	3	14	9500	5.2	24	35	4.1	
24...	83	31	25	24	1	6	4	5	...	2	28	41	4.6	...	2	
25...	35	17	13	11	2	4	1	5	...	4.8	12	35	4.3	
26...	5	2	
27...	139	48	44	44	...	4	4	4	
28...	**17	1	15	9000	5.5	31	49	4.2	...	4	
29...	168	60	53	45	8	7	7	25	1	
30...	84	27	25	23	2	2	2	11	10500	6.0	34	38	4.4	...	1	
32...	116	46	45	44	1	1	1	11	9000	5.7	15	39	4.7	...	2	
33...	71	22	22	22	18	13000	5.4	28	40	4.6	
34...	33	14	14	13	1	14	13500	6.3	8	41	4.5	
35...	73	22	20	18	2	2	2	9	12500	5.3	4	1	
36...	172	60	60	59	1	14	9500	6.1	8	41	5.0	
37...	82	25	25	25	21	10500	5.2	37	47	4.4	...	4	
38...	95	29	28	28	...	1	1	14	11500	5.8	10	45	4.9	
39...	57	18	18	17	1	10	8000	6.1	19	46	4.4	...	2	
40...	121	36	35	32	3	1	1	8	13500	6.9	8	49	5.1	
										16	10500	5.8	18	40	4.9	...	4	

Table 2.—CHARACTERISTICS OF HOUSING UNITS, BY BLOCKS: 1960—Con.

["Total population" contains no persons in group quarters unless preceded by asterisk; one asterisk (*) denotes less than 10 percent; two asterisks (**), 10 percent or more]

Blocks within census tracts	Total population	All housing units by condition and plumbing									Occupied housing units								
		Sound					Deteriorating				Dilapidated	Owner occupied			Renter occupied			Occupied by non-white	1.01 or more persons per room
		Total	With all plumbing facilities	Lacking some or all facilities	Total	With all plumbing facilities	Lacking some or all facilities		Total	Average value (dollars)		Average number of rooms	Total	Average contract rent (dollars)	Average number of rooms				
							With flush toilet	No flush toilet											
41...	40	13	13	12	1	8	12500	5.5	5	36	4.2	...	1	
42...	73	24	24	20	4	15	8500	5.4	9	39	4.2	...	2	
43...	45	18	18	17	1	10	...	5.8	8	44	3.9	...	1	
44...	160	53	50	49	1	...	3	2	1	...	10	...	5.0	40	51	4.3	...	9	
45...	106	27	27	22	5	7	...	5.4	19	39	4.4	...	8	
46...	105	36	36	30	6	16	...	6.3	15	38	4.6	...	3	
47...	45	14	14	9	5	7	...	5.7	7	41	4.7	...	1	
48...	119	40	36	26	10	...	4	2	2	...	9	...	6.1	25	38	4.6	...	7	
49...	84	20	15	15	3	2	16	12000	6.5	3	3	
50...	175	55	55	51	4	24	10000	5.5	30	39	4.5	...	4	
51...	109	40	39	36	3	...	1	24	10500	5.6	14	39	4.6	
52...	89	28	22	20	2	...	6	5	1	...	17	11500	5.8	10	38	4.8	...	3	
53...	59	24	22	21	1	...	2	1	1	...	10	...	5.4	13	50	4.4	
54...	48	19	19	19	9	...	5.7	10	50	4.4	...	1	
55...	134	45	45	43	2	17	12000	6.1	26	55	4.7	...	2	
56...	239	78	55	51	4	...	17	11	6	...	18	10000	4.9	54	45	4.6	3	6	
57...	182	69	44	42	2	...	25	20	5	...	16	13000	5.5	46	47	4.0	...	4	
58...	103	44	36	28	8	...	8	2	6	...	14	7000	5.9	25	42	4.6	
60...	87	38	38	37	1	10	11500	5.5	26	47	4.7	...	1	
61...	*78	25	25	20	5	8	13000	6.6	17	46	3.4	...	2	
62...	45	17	17	16	1	9	11500	5.3	8	46	4.8	
63...	*260	76	63	63	13	12	1	...	23	...	5.4	49	53	4.6	8	9	
64...	168	63	47	45	2	...	16	16	28	...	5.6	31	50	4.6	
65...	144	47	45	44	1	...	2	1	1	...	27	8000	6.2	25	47	4.8	...	2	
66...	120	38	35	32	3	...	3	3	13	...	5.9	23	42	4.4	...	3	
67...	323	122	70	60	10	...	52	33	19	...	21	...	5.4	99	48	3.9	4	7	
68...	108	33	29	24	5	...	4	3	1	...	7	8500	5.1	25	41	4.5	...	5	
69...	124	48	25	22	3	...	23	4	19	...	6	10000	5.8	37	44	3.6	...	6	
70...	217	69	55	50	5	...	14	4	10	...	17	9500	5.4	52	42	4.6	1	8	
71...	*191	59	47	46	1	...	12	8	4	...	16	10000	6.4	38	68	4.2	...	11	
72...	41	23	23	19	4	22	56	2.7	...	3	
73...	44	28	28	20	8	5	...	5.4	17	40	3.5	...	2	
76...	*82	30	14	8	6	...	16	...	16	...	4	24	58	2.6	3	6	
77...	262	166	116	58	58	...	50	12	38	...	15	9500	6.3	115	45	2.4	1	10	
78...	83	37	12	9	3	...	25	22	3	...	5	...	6.8	32	41	4.3	...	1	
79...	73	55	30	15	15	...	24	12	12	...	3	44	49	2.4	1	...	
80...	121	111	38	30	8	...	68	7	61	...	5	78	48	2.4	1	4	
81...	84	28	18	18	10	10	11	...	5.8	16	46	5.2	...	1	
82...	65	18	8	8	7	7	6	...	5.3	12	45	4.8	...	2	
PC-6...	*6015	1756	1650	1622	28	...	92	85	6	14	1122	13500	5.9	557	50	4.7	7	168	
1...	3	2	
2...	10	3	
3...	25	7	7	7	6	13500	5.3	1	
4...	20	6	6	6	4	2	
5...	103	26	24	24	2	2	23	16500	6.8	3	
6...	98	27	26	26	1	1	23	16000	6.1	3	1	
7...	26	6	6	6	6	12500	5.8	
8...	37	12	12	12	9	8500	5.9	2	
9...	33	12	11	11	1	1	11	9000	5.3	1	
10...	7	2	
12...	13	3	
13...	50	17	16	16	8	9500	6.0	7	48	4.3	...	1	
14...	32	10	10	9	1	9	11000	5.3	1	
15...	34	9	9	9	8	11500	5.1	1	1	
16...	72	23	23	23	18	10500	5.6	4	1	
17...	23	7	7	7	7	11500	5.1	
18...	22	10	10	9	1	7	17000	5.7	3	
19...	65	18	17	17	1	1	16	12500	6.4	2	
20...	58	12	9	9	3	3	11	14500	6.4	1	2	
21...	46	15	14	14	1	1	12	10500	6.3	3	1	
23...	20	7	5	5	2	2	6	10000	5.5	1	
25...	16	4	
26...	30	9	6	6	3	3	9	10500	5.6	1	
27...	21	6	6	6	6	13000	6.3	
28...	32	11	11	11	7	...	4.9	4	1	
29...	64	23	19	19	4	4	16	15000	5.9	6	60	4.7	...	1	
30...	107	32	32	32	31	12000	6.0	1	
31...	46	14	14	14	10	12000	6.1	4	1	
32...	32	7	7	7	7	14000	6.7	
33...	18	7	7	7	6	11500	6.3	1	
34...	38	10	9	9	1	9	11000	5.8	1	1	
35...	23	5	4	4	1	1	5	...	5.8	1	
36...	27	9	9	9	9	11500	5.2	1	
37...	7	3	2	
38...	124	42	38	38	4	4	22	10500	5.5	18	44	4.9	
39...	*419	95	91	91	4	4	40	11000	5.2	54	51	4.6	1	28	
40...	59	24	22	22	2	2	15	12500	5.9	9	49	4.9	
41...	44	11	6	6	5	5	8	17500	6.8	3	1	
43...	19	6	6	6	1	4	1	
44...	133	43	42	42	1	1	20	12500	6.0	23	52	5.3	...	1	
46...	287	96	96	86	10	21	...	5.7	64	47	4.8	...	7	
47...	153	54	50	50	1	1	16	...	5.9	34	51	4.4	...	4	
48...	115	40	34	33	1	...	6	6	16	...	5.5	21	46	5.1	...	2	
49...	164	52	49	49	3	3	35	15500	6.0	17	45	4.6	...	1	
54...	27	7	7	7	6	16000	5.7	1	
56...	35	14	14	14	10	10500	5.0	4	1	

City Block Characteristics

Table 2.—CHARACTERISTICS OF HOUSING UNITS, BY BLOCKS: 1960—Con.

["Total population" contains no persons in group quarters unless preceded by asterisk: one asterisk (*) denotes less than 10 percent; two asterisks (**), 10 percent or more]

Blocks within census tracts	Total population	All housing units by condition and plumbing								Occupied housing units							
		Total	Sound			Deteriorating			Dilapidated	Owner occupied			Renter occupied			Occupied by non-white	1.01 or more persons per room
			Total	With all plumbing facilities	Lacking some or all facilities	Total	With all plumbing facilities	Lacking some or all facilities		Total	Average value (dollars)	Average number of rooms	Total	Average contract rent (dollars)	Average number of rooms		
							With flush toilet	No flush toilet									
57...	117	36	33	29	4	3	3	16	10500	6.4	20	51	3.6	...	1
58...	14	4
60...	72	19	19	19	12	11000	5.8	6	48	6.0	...	1
61...	88	33	32	32	...	1	...	1	...	26	11000	5.9	2
66...	18	8	8	7	1	3	3
73...	29	11	10	10	...	1	1	11	11000	5.4
74...	67	20	20	19	1	16	12000	6.0	4	1
76...	19	6	6	6	3	3
77...	64	30	30	30	3	25	98	4.0	...	1
78...	19	6	6	6	5	...	6.0	1
83...	17	3
84...	5	2	4
85...	5	6	5	5	...	1	1
87...	6	2
90...	27	7	4	4	...	3	3	7	7500	5.4	1
91...	39	8	6	6	...	1	1	...	1	8	9500	6.1	2
92...	5	2
101...	20	10	10	10	10	17000	6.0
102...	27	7	6	6	1	7	16500	6.7
107...	21	8	3	3	...	3	2	1	2	5	...	4.8	1
108...	34	9	9	9	8	13000	6.3	1
110...	38	14	13	13	...	1	1	12	12000	5.8	1
111...	31	8	8	8	...	6	6	8	13500	7.0	1
112...	56	20	14	12	2	6	6	10	13000	5.7	8	53	4.4	...	2
113...	155	48	42	42	...	5	5	...	1	44	13000	5.3	3	4
114...	49	13	13	13	11	18500	7.0
115...	81	24	24	23	1	21	17000	6.1	2	1
116...	62	15	15	15	15	18500	6.5	2
117...	32	9	9	9	9	17500	6.2
118...	66	19	19	19	17	23000	6.5
119...	22	6	6	6	5	25000	6.6
120...	5	2
121...	8	2
122...	352	76	74	73	1	2	2	9	12500	5.7	65	42	4.4	2	32
123...	12	4
124...	3	1
125...	34	8	8	8	7	20000	6.1	1
126...	21	8	8	8	7	10500	6.0
127...	547	129	126	124	2	3	1	2	...	40	15500	6.0	86	43	4.5	3	33
128...	15	4
129...	51	13	13	13	12	15500	5.2	1	1
130...	79	23	22	22	...	1	...	1	...	18	11500	6.3	5	49	4.4	...	3
133...	4	2
134...	75	24	22	22	...	2	2	20	12500	6.5	4	2
135...	95	29	29	29	26	13000	5.8	2	2
136...	5	3
137...	6	1
139...	7	2
140...	6	2
141...	16	3
142...	12	4
144...	18	6	6	6	4	2
145...	*53	12	12	12	12	17000	5.4
146...	28	10	10	10	8	17500	5.3
147...	41	11	11	11	9	17000	5.7	2	2
148...	26	10	10	10	10	15500	5.2
149...	33	13	13	13	11	17000	5.5
150...	35	10	10	10	10	16500	6.7	1
151...	...	1
152...	9	2
153...	29	9	9	9	9	14000	5.3
154...	39	11	11	11	7	12000	6.0	2	2
155...	13	3
156...	22	3
157...	**151	37	34	34	...	1	1	...	2	26	16000	6.3	4	1
158...	23	7	5	5	...	2	2	6	15500	5.7	1	1
PC-7...	*7457	2388	2359	2341	18	27	22	5	2	1739	17000	6.5	598	63	4.5	7	70
1...	48	13	13	13	12	17500	7.1	1
2...	37	10	10	10	10	17500	7.1	1
3...	67	29	29	29	15	15500	6.2	14	57	5.4
4...	39	16	16	16	9	...	6.3	6	55	4.5
5...	56	20	16	15	1	4	4	9	11000	5.8	11	48	4.2
6...	7	3
7...	47	11	11	10	1	7	11500	5.6	4	1
9...	55	18	18	17	1	17	13500	6.4	1
10...	66	18	18	18	12	15000	6.7	6	64	3.8	...	2
11...	77	21	21	21	19	15000	6.6	2	1
12...	58	20	20	20	16	14000	6.1	4	1
13...	53	21	21	21	14	15000	6.2	6	55	5.7
14...	50	15	15	15	13	13500	5.8	2	2
15...	91	23	23	23	20	15000	6.7	3	1
16...	8	3
17...	31	10	10	10	9	23000	6.2
18...	24	9	9	9	9	16000	6.1
19...	73	21	21	21	20	17500	6.1	1
20...	51	14	14	14	13	17500	5.8	1	1

Table 2.—CHARACTERISTICS OF HOUSING UNITS, BY BLOCKS: 1960—Con.

["Total population" contains no persons in group quarters unless preceded by asterisk; one asterisk (*) denotes less than 10 percent; two asterisks (**), 10 percent or more]

Blocks within census tracts	Total population	All housing units by condition and plumbing									Occupied housing units										
		Total	Sound			Deteriorating			Dilapidated	Owner occupied			Renter occupied			Occupied by non-white	1.01 or more persons per room				
			Total	With all plumbing facilities	Lacking some or all facilities	Total	With all plumbing facilities	Lacking some or all facilities		Total	Average value (dollars)	Average number of rooms	Total	Average contract rent (dollars)	Average number of rooms						
								With flush toilet										No flush toilet			
21...	84	64	64	64	64	55	3.0					
22...	52	12	12	12	11	13000	7.1	1	...					
23...	92	28	28	28	21	11500	6.2	7	...					
24...	32	7	7	7	6	12500	6.2	1	...					
25...	14	5	5	5	4					
26...	108	36	35	35	...	1	...	1	23	12000	6.2	13	46	4.1	1	...		
27...	89	28	28	28	11	12000	7.1	17	67	4.3	...	1	...	
28...	97	28	28	27	1	18	13000	7.0	10	42	4.1	...	2	...	
29...	92	30	30	30	18	13000	6.8	12	54	4.4	...	1	...	
30...	100	37	37	35	2	21	11000	6.2	15	53	4.3	
31...	73	26	26	26	17	13500	5.7	9	54	5.1	
32...	55	19	19	18	1	12	15500	6.6	6	56	4.8	
33...	68	21	21	21	15	15500	6.5	5	51	4.6	...	1	...	
34...	70	19	19	19	13	14500	6.2	5	59	5.4	...	1	...	
35...	82	28	28	28	15	11500	5.3	12	59	5.2	...	1	...	
36...	24	7	7	7	5	...	5.6	2	
38...	6	3	
39...	15	5	5	5	5	10000	6.6	
40...	40	13	13	13	10	16000	6.6	3	
41...	37	12	12	12	8	15000	7.4	3	
42...	168	67	67	67	8	...	6.5	59	103	4.7	
43...	17	17	17	17	15	24000	9.3	2	
45...	146	52	50	49	1	2	2	49	21000	6.3	2	1	...	
48...	2	
61...	223	61	59	59	1	1	60	14500	6.0	1	4	...	
62...	16	3	
67...	65	21	19	19	...	2	1	1	14	17500	6.4	5	...	5.4	...	1	...	
71...	27	10	10	10	10	36000	6.6	
72...	34	14	13	13	...	1	1	11	26000	8.1	
73...	42	12	12	12	11	14500	5.5	
74...	83	25	25	23	2	17	14000	5.6	6	81	4.8	...	2	...	
75...	48	19	19	18	1	15	15500	5.4	4	
76...	53	14	14	14	14	19000	6.2	1	...	
77...	39	10	10	10	10	18500	6.4	
79...	**5	
81...	57	19	18	18	17	13500	6.3	1	
82...	68	26	26	26	25	19000	6.7	
83...	86	31	31	31	30	16500	6.3	1	
84...	70	27	27	27	19	14000	5.7	6	73	4.8	
85...	65	16	16	16	11	18000	7.9	4	2	...	
86...	96	32	32	32	29	18000	6.9	2	
87...	84	21	21	21	20	24000	8.7	
88...	47	20	20	20	11	15500	6.3	8	54	4.3	
91...	104	29	29	29	26	16500	6.5	3	3	...	
92...	148	49	49	47	2	34	15000	6.8	14	59	5.4	
93...	149	61	61	61	29	13500	6.7	30	62	4.4	1	
94...	146	40	40	40	27	16500	7.1	13	61	4.5	...	2	...	
95...	69	23	23	23	17	14000	7.1	4	
96...	160	54	54	54	27	16500	6.0	24	54	4.7	4	...	3	...
97...	120	32	29	29	...	3	3	21	13000	6.6	11	59	5.4	...	2	...	
98...	173	60	56	55	1	4	4	22	11000	6.2	35	67	4.2	...	4	...	
99...	67	25	25	25	17	17000	6.9	8	46	4.8	...	2	...	
100...	71	20	20	20	18	14000	6.4	2	2	...	
101...	63	24	24	24	17	10500	6.1	7	50	5.0	
102...	72	18	18	18	17	13500	6.5	1	1	...	
107...	78	24	23	23	...	1	1	21	13500	6.5	3	1	...	
108...	66	17	17	15	2	13	11500	7.0	4	2	...	
109...	25	7	7	7	6	11000	6.5	1	
110...	22	7	7	7	7	15000	6.1	
111...	45	18	18	18	13	12500	5.6	5	...	5.6	
112...	166	56	56	56	34	13000	6.7	22	60	4.8	...	1	...	
113...	95	32	32	32	21	15500	5.9	10	74	4.5	
114...	25	8	8	8	3	5	...	4.2	
115...	25	7	7	7	4	3	2	
116...	132	38	38	38	34	22000	7.6	3	
117...	63	15	15	15	8	11500	5.8	7	54	5.1	...	2	...	
118...	18	4	
119...	14	4	
120...	63	20	20	20	18	20000	5.9	1	
121...	260	75	75	75	73	20000	6.7	2	1	...	
122...	244	74	74	74	66	24000	6.5	7	...	4.4	...	2	...	
123...	62	22	22	22	21	16500	5.6	1	
124...	10	2	
125...	1	2	
126...	60	14	13	13	...	1	1	12	13500	6.3	2	...	
127...	8	3	
128...	12	3	
130...	18	4	
131...	32	8	8	8	6	14500	5.8	1	
132...	35	13	11	11	...	2	2	9	15500	6.2	3	
133...	51	16	16	16	13	14500	6.7	3	
134...	35	12	11	11	1	11	15500	5.7	1	
135...	39	13	12	12	...	1	1	12	14000	6.2	1	
137...	153	48	46	46	...	2	...	2	43	25000	6.8	3	1	...	
138...	27	9	9	9	9	16000	5.6	
139...	29	10	10	10	10	19500	6.1	1	...
140...	71	24	23	23	...	1	...	1	21	14500	5.6	3	

City Block Characteristics

Table 2.—CHARACTERISTICS OF HOUSING UNITS, BY BLOCKS: 1960—Con.

["Total population" contains no persons in group quarters unless preceded by asterisk; one asterisk (*) denotes less than 10 percent; two asterisks (**), 10 percent or more]

Blocks within census tracts	Total population	All housing units by condition and plumbing									Occupied housing units						1.01 or more persons per room		
		Total	Sound			Deteriorating			Dilapidated	Owner occupied			Renter occupied			Occupied by non-white			
			Total	With all plumbing facilities	Lacking some or all facilities	Total	With all plumbing facilities	Lacking some or all facilities		Total	Average value (dollars)	Average number of rooms	Total	Average contract rent (dollars)	Average number of rooms				
141...	12	3
142...	13	4
143...	136	35	35	34	1	32	24000	7.4	3
144...	70	23	23	23	21	12000	6.0	2
145...	31	9	9	9	8	16500	5.3
146...	109	29	29	29	29	13500	6.5
PC-8....	*5921	2131	1814	1703	111	292	255	37	...	25	726	14500	6.3	1347	56	4.4	...	8	88
1...	64	18	18	17	1	9	8500	5.4	9	47	4.4	...	2
2...	140	46	46	43	3	21	12000	5.4	25	51	4.4	...	1
3...	93	32	32	32	22	14000	6.5	10	69	5.5	...	2
4...	97	34	30	30	...	4	1	3	16	16000	6.8	18	58	5.5	...	2
5...	139	39	39	39	14	...	5.7	25	56	5.5
6...	38	8	8	7	1	6	...	7.5	2
7...	89	26	26	26	15	16000	6.5	11	61	5.5
8...	45	20	20	20	7	...	5.7	13	55	5.5	...	1
9...	46	14	14	14	8	18000	6.3	6	59	5.5
10...	123	42	42	37	5	14	...	6.0	28	51	4.4	...	2
11...	*74	20	20	20	11	15500	6.5	9	48	4.4
12...	41	16	16	16	13	15000	6.9	3	5
14...	75	26	26	24	2	10	...	4.8	16	49	4.4	...	1
15...	28	12	12	11	1	5	...	5.4	6	30	4.4	...	1
16...	24	8	8	6	2	1	7	49	4.4	...	2
17...	212	111	109	104	5	2	2	22	13500	6.0	86	49	4.4	...	2
18...	45	18	18	18	5	...	5.4	13	57	4.4	...	2
19...	83	28	28	25	3	15	14500	5.7	12	48	4.4
20...	47	15	15	15	14	13500	5.5	1
22...	25	8	8	8	6	14500	7.2	2
23...	24	8	8	8	1	7	55	5.5
24...	10	4
25...	164	56	56	53	3	19	13000	6.0	35	57	4.4	...	4
26...	87	27	27	27	11	11500	5.6	13	61	4.4	...	2
27...	15	5	5	5	2	3
28...	23	15	15	13	12	1	14	50	4.4
30...	*167	80	79	39	40	1	1	13	7500	6.5	65	44	4.4	...	3
31...	44	10	7	7	...	3	3	3	7	52	4.4	...	4
32...	76	22	22	22	8	...	6.0	13	44	4.4	...	2
33...	36	15	15	15	6	13000	6.2	9	55	5.5
34...	118	35	35	35	10	11500	5.8	24	60	5.5	...	2
35...	123	41	32	32	...	9	9	14	17500	7.1	25	62	5.5	...	1
36...	34	10	6	6	...	4	4	6	15500	7.3	4
37...	116	31	25	25	...	6	6	16	15500	7.8	15	60	5.5
38...	*266	90	90	89	1	26	14500	6.3	62	72	4.4	...	7
39...	41	15	15	15	6	...	6.2	9	69	4.4	...	1
40...	125	55	55	51	4	5	...	5.0	50	56	4.4
42...	*334	139	110	109	1	23	21	2	...	6	27	...	5.3	105	62	4.4	8
43...	*95	39	32	25	7	7	7	7	...	5.7	31	62	4.4	...	1
44...	44	17	17	17	11	14500	6.8	6	62	3.5
45...	**114	19	16	16	...	3	3	5	...	5.4	12	49	5.5	...	2
47...	169	60	37	36	1	23	18	5	19	18000	6.7	40	54	4.4
48...	174	72	37	37	...	35	31	4	25	14500	6.3	45	54	4.4
49...	160	54	24	24	...	30	30	19	10000	5.3	35	49	4.4
51...	92	36	28	26	2	8	6	2	13	...	5.5	22	49	4.4	...	1
52...	107	51	49	49	...	2	2	14	...	5.6	35	69	4.4
53...	*120	52	44	42	2	7	5	2	...	1	10	19000	6.7	40	57	4.4	2
54...	*75	29	28	28	...	1	1	11	...	8.5	16	73	4.4	...	1
55...	109	49	47	47	...	2	2	4	45	74	4.4	...	1
56...	126	41	41	39	2	12	...	6.1	28	57	4.4	...	4
57...	**114	32	32	29	3	10	...	6.0	21	48	4.4	...	1
58...	*98	33	33	32	1	14	...	7.2	18	59	4.4	...	1
59...	*106	40	40	37	3	14	11500	7.1	23	46	4.4	...	1
60...	26	8	8	8	6	...	6.2	2
61...	*229	64	64	64	42	16000	7.3	19	73	4.4	...	1
62...	27	9	9	9	3	6	58	4.4
63...	346	123	47	43	4	60	53	7	...	16	34	13500	6.4	83	51	4.4	8
64...	21	9	7	7	...	2	2	5	...	7.6	4
65...	181	71	35	33	2	34	28	6	...	2	27	...	5.3	41	48	4.4	4
66...	57	24	7	7	...	17	11	6	9	...	5.9	13	53	4.4
PC-9....	*5953	2587	1982	1373	609	483	149	334	...	122	511	9500	5.6	1806	46	3	...	184	194
3...	51	15	15	12	3	11	8000	5.9	4	3
4...	13	5	5	5	1	4
5...	10	3
7...	94	30	30	27	3	15	7500	5.9	14	28	4.4
8...	69	26	25	23	2	1	1	16	8500	5.1	7	36	4.4	...	1
9...	214	75	73	65	8	1	1	1	7500	5.4	33	42	4.4	...	1
10...	32	8	8	7	1	3	5	34	4.4	...	6
11...	69	19	19	19	11	9000	6.1	8	42	4.4	...	2
13...	9	4	5
15...	69	21	21	21	8	8000	5.5	13	42	4.4
16...	*554	171	169	161	8	2	2	66	10000	5.4	97	43	4.4	...	3
17...	32	7	7	6	1	7	8000	6.4	17
18...	37	12	12	11	1	8	9000	5.9	3
19...	26	7	7	6	1	3	4	1
21...	157	42	37	37	...	3	2	1	...	2	22	9500	5.9	17	42	4.4	5
22...	44	13	12	12	...	1	1	9	8500	5.4	3	3

Table 2.—CHARACTERISTICS OF HOUSING UNITS, BY BLOCKS: 1960—Con.

["Total population" contains no persons in group quarters unless preceded by asterisk; one asterisk (*) denotes less than 10 percent; two asterisks (**), 10 percent or more]

Blocks within census tracts	Total population	All housing units by condition and plumbing									Occupied housing units							
		Sound					Deteriorating				Dilapidated	Owner occupied			Renter occupied			
		Total	Total	With all plumbing facilities	Lacking some or all facilities	Total	With all plumbing facilities	Lacking some or all facilities		Total		Average value (dollars)	Average number of rooms	Total	Average contract rent (dollars)	Average number of rooms	Occupied by non-white	1.01 or more persons per room
								With flush toilet	No flush toilet									
23...	44	16	15	15	...	1	1	6	...	6.3	10	40	4.6
24...	**41	14	14	14	6	...	6.3	7	43	4.1
25...	127	43	38	38	...	5	4	1	15	9000	5.6	26	43	4.8	...	2
26...	171	50	29	23	6	21	12	9	10	10500	5.4	37	42	3.9	6	12
27...	8	2
28...	85	28	11	10	1	7	4	3	...	10	7	...	5.7	17	32	4.4	4	4
31...	9	6	6	...	6	6	24	1.0	...	1
33...	7	1
34...	57	56	24	...	24	32	...	32	51	46	1.9	...	1
35...	151	122	35	9	26	66	5	61	...	21	7	...	6.6	104	47	1.9	1	3
36...	116	111	55	18	37	55	7	48	...	1	2	84	48	2.0	1	3
37...	38	51	51	...	51	38	44	1.0
38...	**66	58	32	1	31	26	1	25	1	50	40	1.4	1	1
39...	195	178	141	25	116	36	6	30	...	1	2	145	55	1.6	...	11
40...	84	90	42	...	42	48	...	48	73	34	1.3	...	4
42...	66	65	9	9	...	4	4	52	61	34	1.5	2	...
52...	85	33	33	19	14	2	28	39	4.1	22	4
53...	63	22	18	13	5	2	2	16	33	4.4	12	2
54...	230	66	59	37	22	7	3	2	...	2	9	7000	5.8	52	45	4.5	31	11
55...	*218	57	45	34	11	12	10	2	8	...	5.0	44	56	4.0	6	16
57...	60	25	17	17	...	8	7	1	7	...	5.0	17	41	4.4	...	1
60...	47	20	20	20	8	9000	4.8	12	44	4.1	...	1
61...	130	36	31	31	...	5	5	16	...	5.4	19	40	4.2	...	6
62...	29	8	7	7	...	1	1	5	...	5.2	2	...
63...	93	27	25	25	...	2	2	14	10500	6.4	12	51	4.4	...	2
64...	83	24	21	21	...	2	2	1	8500	7.4	9	67	4.8	1	...
65...	120	35	28	28	...	3	3	4	15000	5.8	18	49	5.2	...	4
69...	14	4
70...	32	12	4	4	8	6	42	4.0
72...	187	57	55	44	11	2	2	17	8500	5.5	39	48	4.6	21	8
73...	100	40	39	33	6	1	...	1	6	...	5.5	30	36	4.8	17	4
75...	**6
79...	165	188	129	46	83	53	2	51	...	6	4	143	49	1.5	4	2
80...	183	93	66	37	29	18	12	6	...	9	8	...	6.4	77	50	3.1	4	7
81...	**43	9	9	9	3	6	46	5.3	...	1
82...	**114	57	56	53	3	1	1	1	48	53	3.5	4	4
87...	6	4
89...	**176	20	13	9	4	7	7	3	15	45	3.7	...	2
90...	*203	78	73	66	7	5	5	24	9000	4.6	49	46	4.7	2	4
91...	132	65	57	42	15	8	5	3	9	8000	4.3	51	48	3.5	1	4
92...	*166	81	81	64	17	9	9000	4.7	63	48	3.3	2	6
93...	144	56	56	55	1	13	14500	6.2	37	58	4.1	...	2
95...	122	44	29	27	2	14	13	1	...	1	13	...	5.2	29	41	4.6	31	5
96...	**109	25	13	12	1	10	10	5	...	4.6	18	49	4.6	1	3
99...	62	17	13	13	...	4	4	9	10500	6.3	8	48	3.9	...	2
101...	**86	35	30	25	5	5	5	6	11000	5.3	25	55	3.9	...	2
PC-10...	*7300	2019	1695	1641	54	264	228	34	2	60	1437	11000	5.5	508	46	4.6	39	230
2...	21	5	5	5	5	12000	5.4
5...	34	8	3	3	...	2	2	3	8	7000	5.8	2
10...	104	34	21	20	1	13	10	3	19	13000	5.4	13	46	4.9	...	2
11...	37	9	9	8	1	7	13000	5.0	1	2
12...	56	14	14	14	11	13500	5.1	3
14...	132	42	24	24	...	14	11	2	1	4	36	10000	5.0	4	2
16...	19	7	6	6	...	1	1	5	...	5.6	2
17...	12	2
20...	16	5	5	5	1	4
22...	3	1
25...	10	4
28...	7	2
29...	22	5	3	3	...	1	1	4	1	1
30...	4	2
31...	4	1
32...	8	4
35...	10	5	5	5	...	7	4
36...	35	10	3	3	...	7	7	9	10500	6.9	2
37...	19	7	7	6	1	1	1	9	9500	5.6
38...	10	4
39...	35	11	7	7	...	4	4	7	...	5.1	4
40...	15	6	4	4	...	2	2	5	11000	5.8
41...	49	13	6	6	...	7	7	10	11000	6.2	3	1
43...	17	4
44...	4	1
45...	**89	5	5	5	3	1
46...	28	9	6	6	...	3	2	1	7	10000	5.9	1	3	2
48...	133	39	29	28	1	2	2	8	12500	5.6	18	42	5.1	...	6
51...	*119	35	28	22	6	7	3	4	17	9500	6.4	17	41	4.2	3	3
52...	212	65	55	51	4	8	7	1	...	2	35	9500	5.7	27	41	4.7	1	10
53...	94	31	30	26	4	1	1	19	10000	5.2	11	38	4.7	...	1
56...	67	23	17	16	1	6	6	10	...	5.4	11	46	4.3	...	2
57...	68	16	9	9	...	5	5	8	...	5.4	8	44	4.0	...	3
58...	18	6	6	6	4
61...	233	52	49	49	...	3	3	11	10500	5.1	40	46	4.6	2	17
62...	129	37	29	28	1	8	8	25	9500	5.7	12	42	4.1	...	4
63...	33	11	10	10	1	9500	5.7	1	1
64...	83	26	24	24	...	2	2	22	9000	6.1	2	1
65...	133	44	42	42	...	2	2	34	11500	6.1	7	47	4.3	...	2

Table 2.—CHARACTERISTICS OF HOUSING UNITS, BY BLOCKS: 1960—Con.

["Total population" contains no persons in group quarters unless preceded by asterisk; one asterisk (*) denotes less than 10 percent; two asterisks (**), 10 percent or more]

Blocks within census tracts	Total population	All housing units by condition and plumbing									Occupied housing units							
		Sound			Deteriorating			Dilapidated	Owner occupied			Renter occupied			Occupied by non-white	1.01 or more persons per room		
		Total	With all plumbing facilities	Lacking some or all facilities	Total	With all plumbing facilities	Lacking some or all facilities		Total	Average value (dollars)	Average number of rooms	Total	Average contract rent (dollars)	Average number of rooms				
							With flush toilet										No flush toilet	
6...	109	29	15	15	...	14	11	3	10	...	5.2	19	35	5.1	2	5
7...	88	35	31	28	3	4	...	4	14	...	5.4	17	32	4.5	...	1
8...	128	51	33	30	3	10	5	5	...	8	15	5500	5.2	26	35	4.3	2	7
9...	9	4
10...	37	13	5	5	...	6	5	1	...	2	9	8000	6.8	2	1
13...	85	20	14	10	4	6	6	6	...	5.5	13	43	5.8	...	4
14...	48	14	14	14	9	8500	7.0	5	37	4.6
15...	30	10	10	10	5	...	6.0	5	52	5.0
16...	29	10	10	10	5	...	7.0	5	42	4.2
17...	223	68	61	60	1	5	5	2	45	8500	5.7	19	37	4.9	4	7
18...	124	29	25	24	1	4	...	4	21	9500	6.2	7	50	5.0	...	4
19...	37	12	12	11	1	11	10500	5.7	1	1
22...	14	5	5	5	5	9500	4.8
24...	53	16	15	13	2	1	...	1	12	7500	6.0	3
25...	99	29	21	21	...	8	7	1	22	7000	6.0	5	32	4.2	...	1
26...	15	5	4	4	2	2	1
27...	88	28	20	18	2	8	7	1	2	3
28...	157	51	30	27	3	21	19	2	15	6000	5.4	11	38	4.2	...	3
29...	66	18	18	17	1	27	6500	5.4	19	38	4.4	...	6
30...	53	18	12	12	...	6	5	1	8	6000	5.1	9	40	4.2	...	5
31...	169	45	41	41	...	3	3	1	10	8000	5.1	7	31	5.0
32...	77	21	14	13	1	7	7	29	8500	6.3	13	44	4.2	...	8
33...	98	32	24	24	...	8	7	11	8500	6.5	8	32	4.4	...	3
34...	7	2	19	11500	5.7	11	50	4.5	...	2
35...	14	6	6	6
36...	39	10	10	10	6	12000	5.8
37...	11	3	10	11500	5.1	1
38...	81	27	27	25	2
39...	22	5	5	5	23	10000	5.0	3	1
42...	**68	5	5	5	3	2	1
44...	37	11	11	11	5	6500	6.0
45...	*81	22	22	21	1	10	10500	4.7	1	3
46...	18	5	5	5	20	11000	5.4	2	2
47...	12	5	5	5	4	1
48...	10	2	4
49...	24	9
50...	81	21	20	20	...	1	1	7	10000	6.0	1
51...	5	1	8	...	5.9	12	89	4.6	...	3
52...	21	8	7	7	...	1	1	8	...	4.5
53...	47	16	5	5	...	11	7	4	5	11500	4.4	11	44	3.9	...	1
54...	50	18	4	4	...	14	14	9	...	5.6	8	40	4.5	...	2
55...	81	28	20	19	1	8	6	2	14	11500	5.6	14	49	4.6	...	1
56...	73	22	6	6	...	16	15	1	10	...	5.5	11	42	4.5	...	2
57...	93	26	20	20	...	6	6	20	11000	5.9	6	50	4.8
58...	45	15	13	13	...	2	2	8	...	5.9	7	46	4.3	...	1
59...	63	19	19	19	12	12000	5.5	7	56	4.4	...	3
60...	81	26	26	26	19	12000	5.5	7	50	4.6	...	1
62...	60	17	17	17	8	...	5.0	8	46	4.6	...	1
63...	**33	8	7	7	9	12000	5.0	1
64...	30	9	9	9	9	12000	6.0	1
65...	20	8	8	6	2	6	...	5.3	2
67...	28	9	9	9	6	12500	5.0	1	2
68...	15	4
70...	28	12	12	12	8	14000	6.3	1
71...	**156	44	43	43	...	1	33	12500	5.6	6	61	4.5	...	4
73...	39	11	11	11	10	11500	7.3	1
74...	78	20	4	4	...	15	15	11	...	5.7	9	47	4.8	...	3
75...	132	44	33	33	...	11	9	2	21	9500	5.0	22	39	4.5	...	2
80...	30	9	8	8	...	1	1	7	...	5.7	2	42	4.8	...	3
83...	276	77	64	63	1	13	13	52	10000	6.1	24
84...	51	14	1	1	...	13	12	1	9	9500	7.2	5	38	4.4	...	1
85...	13	5	1	1	...	4	4	3	2
87...	18	6	6	6	5	...	6.8	1
88...
89...	13	4
90...	8	3
91...	12	2
92...	75	24	24	23	1
93...	104	30	30	29	1	22	11500	5.6
94...	234	70	65	62	3	4	2	2	25	11500	4.7	2	2
95...	58	18	18	16	2	24	8500	5.4	43	37	4.2	...	6
96...	253	77	47	40	7	26	13	8	...	6.3	9	41	4.9	...	10
97...	44	14	10	8	2	3	24	6000	5.3	45	39	4.6	10	1
98...	173	51	51	51	7	7000	5.9	4	8
100...	33	9	7	7	...	2	1	1	51	12000	5.5	3
101...	26	8	7	7	...	1	1	6	10500	5.0	3	2
102...	55	19	15	15	...	4	4	8	9000	4.1	1
103...	24	7	7	7	11	10000	5.8	7	35	3.9	...	2
104...	116	35	30	28	2	5	3	2	7	7500	5.9	1
105...	155	45	44	40	4	1	25	8000	5.8	8	38	4.1	...	2
PC-12...	*8161	2854	2420	2315	105	363	312	51	...	71	40	10000	5.0	2	2	7
1...	39	12	7	6	1	5	5	1213	11000	5.5	1522	48	4.3	20	214
2...	150	58	35	32	3	21	21	10	9000	6.4	2	1
3...	97	38	29	28	1	3	3	12	...	6.2	42	6
4...	257	84	77	73	4	5	3	2	14	11500	6.1	16	57	4.0	...	6
5...	*264	84	82	80	2	2	2	27	14500	5.7	52	59	4.4	...	6
											29	...	5.2	52	45	4.5	...	6
														54	45	4.5	...	7

City Block Characteristics

Table 2.—CHARACTERISTICS OF HOUSING UNITS, BY BLOCKS: 1960—Con.

["Total population" contains no persons in group quarters unless preceded by asterisk: one asterisk (*) denotes less than 10 percent; two asterisks (**), 10 percent or more]

Blocks within census tracts	Total population	All housing units by condition and plumbing									Occupied housing units								
		Sound					Deteriorating				Dilapidated	Owner occupied			Renter occupied			Occupied by non-white	1.01 or more persons per room
		Total	Total	With all plumbing facilities	Lacking some or all facilities	Total	With all plumbing facilities	Lacking some or all facilities		Total		Average value (dollars)	Average number of rooms	Total	Average contract rent (dollars)	Average number of rooms			
								With flush toilet	No flush toilet										
6...	80	33	33	32	1	14	...	5.6	16	52	4.4	...	1	
7...	*185	46	36	35	1	10	8	2	10	...	6.1	36	53	4.8	1	6	
8...	*243	83	76	73	3	7	6	1	34	10000	5.6	45	45	4.3	1	7	
9...	64	25	23	22	1	2	2	12	...	5.7	10	40	4.8	
12...	61	22	16	14	2	1	1	5	8	13000	6.1	12	31	4.2	...	3	
13...	184	61	36	35	1	25	24	1	29	9000	5.7	27	50	4.5	4	4	
14...	88	31	24	21	3	7	7	10	12000	6.1	21	59	4.4	...	2	
15...	135	48	41	39	2	6	6	28	12000	5.4	20	38	4.2	...	3	
16...	21	8	8	8	8	11000	5.4	
17...	67	28	25	24	1	3	...	3	20	13500	5.1	7	50	4.7	
18...	104	36	32	30	2	4	4	17	14000	5.6	18	47	4.8	...	1	
20...	169	63	48	47	1	14	13	1	...	1	20	11500	5.6	37	55	4.1	2	4	
21...	72	32	24	23	1	6	2	4	...	2	9	...	5.0	22	47	3.6	...	2	
22...	127	51	37	33	4	11	11	3	7	...	5.6	34	53	4.1	...	7	
23...	142	55	38	30	8	11	9	2	...	6	7	...	5.7	46	53	4.0	...	5	
24...	151	56	31	24	7	17	15	2	...	8	12	...	5.4	38	39	4.0	...	6	
25...	157	61	30	29	1	20	17	3	...	11	9	...	5.7	49	52	4.3	...	6	
26...	65	28	23	22	1	5	3	2	5	...	5.4	20	43	3.9	
27...	44	17	15	15	...	2	2	4	12	51	4.8	...	1	
28...	46	14	7	7	...	3	3	4	7	...	6.0	7	32	4.6	...	1	
29...	98	29	26	25	1	3	3	10	12000	5.7	19	48	4.7	...	3	
30...	12	4	
31...	79	29	20	20	...	8	8	13	9500	5.4	16	48	4.5	1	2	
32...	99	31	20	20	...	11	9	2	...	1	20	9500	5.9	10	46	4.5	3	4	
33...	214	68	60	56	4	8	8	33	11000	5.8	34	44	4.5	3	2	
34...	42	12	11	10	1	1	1	6	...	4.7	6	51	5.3	...	1	
35...	28	8	7	7	...	1	1	6	...	6.0	2	2	
36...	74	24	24	24	22	13000	5.7	2	1	
37...	101	28	27	27	...	1	1	24	12500	5.7	4	
38...	123	47	47	46	1	25	14000	5.0	20	47	4.5	...	2	
39...	157	51	51	51	37	12000	5.7	14	45	4.3	...	1	
40...	39	13	13	13	10	13000	5.7	2	1	
41...	87	30	30	30	15	9000	5.5	14	44	4.4	...	2	
42...	283	91	66	66	...	25	22	3	37	11500	5.1	49	42	4.5	...	12	
43...	30	12	12	12	6	...	5.8	6	44	4.3	
44...	131	49	45	45	...	4	3	1	26	10000	5.4	21	38	4.3	...	3	
45...	150	46	42	41	1	4	3	1	33	10500	5.6	11	44	4.3	...	6	
46...	157	54	50	50	...	4	2	2	12	...	5.6	40	59	4.5	...	4	
47...	159	53	47	46	1	6	4	2	15	...	6.0	35	45	4.9	...	4	
48...	148	55	36	32	4	12	10	2	...	7	14	...	5.6	35	43	4.1	3	6	
49...	*130	42	23	22	1	12	12	7	9	...	4.6	32	49	4.7	...	1	
50...	108	36	24	24	...	11	8	3	...	1	16	...	5.1	19	42	4.5	...	3	
52...	92	44	42	40	2	2	2	13	9000	5.3	30	53	3.6	...	1	
53...	30	13	12	10	2	1	1	5	...	5.2	7	40	5.0	
54...	110	42	39	36	3	3	3	12	...	4.8	28	48	4.4	...	4	
55...	99	27	27	26	1	12	11000	5.8	15	55	4.7	...	4	
56...	80	31	31	31	23	10500	5.4	8	47	4.0	...	1	
57...	90	39	39	36	3	14	...	5.2	22	42	4.2	...	1	
58...	73	31	28	28	...	3	2	1	14	9000	5.7	15	36	4.1	...	1	
59...	137	46	46	43	3	26	12000	5.2	20	37	4.0	...	3	
60...	87	29	29	28	1	22	11000	5.6	7	43	4.3	...	2	
61...	113	45	45	43	2	33	11000	5.6	12	44	4.2	
62...	166	63	63	63	33	10500	5.5	28	45	4.4	...	1	
63...	87	33	33	32	1	22	13000	5.0	11	41	4.0	...	2	
64...	87	32	32	31	1	15	...	5.1	15	40	4.1	...	2	
65...	54	16	16	16	7	...	5.0	9	46	4.9	...	1	
66...	57	22	19	18	1	3	3	4	18	51	4.1	...	2	
67...	55	23	20	20	...	3	3	6	...	4.8	16	53	3.3	...	1	
68...	129	47	37	33	4	10	6	4	15	...	4.7	31	39	4.2	...	7	
69...	104	27	20	19	1	6	5	1	...	1	15	8500	5.9	11	40	4.6	...	4	
70...	**152	47	38	38	...	9	6	3	19	...	5.1	28	43	4.7	...	5	
71...	115	40	32	28	4	7	6	1	...	1	18	...	5.3	22	45	4.1	2	6	
72...	60	26	24	23	1	2	2	8	...	4.3	18	57	3.6	...	3	
73...	133	54	43	38	5	10	8	2	...	1	20	9000	5.4	31	44	4.0	...	3	
74...	109	39	37	36	1	2	2	18	...	5.1	21	52	4.5	...	2	
75...	68	18	18	18	8	...	5.5	10	52	4.9	...	2	
76...	42	15	15	15	7	...	4.6	7	49	4.1	...	3	
77...	98	30	29	28	1	1	1	16	...	5.1	14	41	4.5	...	2	
78...	69	27	27	25	2	20	10000	5.5	5	...	4.4	
79...	204	62	62	61	1	34	11500	5.3	28	39	4.6	...	6	
PC-13...	*6547	2228	2177	2042	135	51	38	13	1155	13000	5.9	981	51	4.2	8	130	
1...	60	19	17	17	2	10	8500	5.8	9	39	3.8	...	2	
2...	*137	60	60	34	26	7	...	6.3	51	44	3.1	...	4	
3...	99	36	31	30	3	5	5	11	...	5.4	24	51	4.3	1	3	
4...	115	51	48	45	3	3	1	2	17	12500	5.5	33	45	3.9	...	1	
5...	181	75	74	64	10	1	...	1	29	11000	5.4	44	45	4.0	...	3	
6...	92	37	37	37	15	14500	5.8	19	54	4.3	...	1	
7...	27	11	11	11	5	...	5.6	6	54	4.2	
8...	*150	61	56	50	6	5	3	2	23	13000	5.2	34	51	4.1	...	2	
9...	108	44	44	44	17	15000	5.4	26	44	4.7	
10...	85	32	32	32	19	13000	5.3	13	48	4.8	...	1	
11...	38	21	21	21	9	17000	5.1	10	42	4.7	...	1	
12...	38	15	15	15	11	17000	6.4	3	
13...	92	38	38	36	2	9	...	5.2	25	58	4.2	...	3	
14...	77	30	30	30	11	...	6.3	17	39	4.7	...	1	
15...	164	48	48	47	1	14	10500	5.7	34	41	4.6	...	7	

Table 2.—CHARACTERISTICS OF HOUSING UNITS, BY BLOCKS: 1960—Con.

["Total population" contains no persons in group quarters unless preceded by asterisk; one asterisk (*) denotes less than 10 percent; two asterisks (**), 10 percent or more]

Blocks within census tracts	Total population	All housing units by condition and plumbing									Occupied housing units						
		Total	Sound			Deteriorating			Dilapidated	Owner occupied			Renter occupied			Occupied by non-white	1.01 or more persons per room
			Total	With all plumbing facilities	Lacking some or all facilities	Total	With all plumbing facilities	Lacking some or all facilities		Total	Average value (dollars)	Average number of rooms	Total	Average contract rent (dollars)	Average number of rooms		
16...	74	36	34	34	...	2	2	10	...	5.2	23	51	4.5
17...	186	74	71	69	...	2	2	12	...	5.8	60	73	3.9
18...	106	34	34	33	...	1	16	...	5.6	18	44	4.5
19...	144	54	42	32	...	10	12	15	8500	5.8	31	47	3.9
22...	20	13	13	9	...	4	4	5	43	5.0
23...	22	9	8	7	...	1	1	3
25...	135	46	46	46	21	16000	7.1	23	56	3.9
26...	*110	44	43	43	...	1	1	22	15000	7.5	22	88	3.3
27...	83	33	33	33	13	12500	6.2	17	54	4.1
28...	112	30	30	26	...	4	13	...	5.3	17	45	4.6
30...	66	21	21	21	14	10500	6.2	6	45	4.2
31...	109	38	38	37	...	1	28	11500	5.8	8	53	4.0
32...	131	44	44	44	28	11000	5.2	16	48	4.2
36...	56	22	22	22	13	12500	6.1	6	51	4.7
37...	35	12	11	11	1	3	8	44	4.4
38...	94	35	32	24	...	8	3	12	...	6.5	22	50	4.1
39...	155	53	53	49	...	4	14	12000	6.3	35	58	3.9
40...	59	15	15	13	...	2	2	12	47	4.9
42...	61	21	21	13	...	8	11	9500	7.0	4
44...	98	29	28	26	...	2	1	14	13500	6.6	15	52	4.2
45...	**184	50	48	45	...	3	2	24	13500	6.6	25	52	4.4
47...	87	26	26	26	21	10500	5.7	5	...	4.4
48...	49	13	13	13	12	12500	5.5	1
49...	97	31	31	31	29	11000	6.0	2
50...	116	35	35	35	26	10000	6.4	8	39	5.0
51...	108	34	33	33	1	26	13000	6.0	8	58	4.0
52...	27	6	6	6	6	15000	7.0
53...	28	9	9	9	9	12000	6.9
54...	62	16	16	16	13	13000	6.8	2
55...	86	26	26	26	23	11000	6.0	3
56...	103	32	32	32	22	12000	5.5	8	49	5.3
57...	56	20	19	19	1	12	11000	5.3	8	52	5.0
58...	78	22	22	22	15	11000	5.8	7	51	4.9
59...	17	8	8	8	1	7	62	3.4
60...	172	46	46	44	...	2	20	10500	6.2	25	49	5.0
61...	*104	33	33	24	...	9	16	11500	6.4	14	56	2.6
62...	*180	44	44	39	...	5	22	10000	6.7	19	45	4.8
66...	20	9	9	8	...	1	6	...	4.2	2
67...	79	26	26	26	14	...	4.9	12	46	3.9
68...	111	38	38	38	20	10500	5.9	15	47	4.3
73...	3	1
74...	71	20	19	19	1	18	11000	5.1	2
75...	33	12	12	12	9	12000	5.3	2
76...	10	3
77...	11	4
78...	6	2
79...	18	7	7	7	7	11000	6.3
81...	23	9	9	9	8	14000	6.0	1
82...	11	3
83...	87	34	29	16	...	13	5	4	28	43	3.3
84...	252	74	74	74	68	13000	5.8	5	72	5.2
85...	72	20	20	20	11	10500	6.6	9	55	4.3
86...	84	30	30	29	...	1	8	21	57	4.8
87...	66	26	26	26	15	11500	5.9	10	52	4.2
88...	62	13	13	13	13	13500	5.6
89...	75	17	17	17	15	14000	5.9	2
90...	267	78	77	77	1	58	12000	6.2	19	63	4.2
91...	48	17	17	17	16	30000	5.8
92...	30	11	11	11	11	30000	5.4
93...	94	41	40	37	...	3	1	33	15000	6.5	7	42	3.6
94...	111	30	30	30	27	12500	5.6	3
95...	33	11	11	11	11	17500	5.7
PC-14...	**4939	1178	1160	1142	...	18	18	1037	13000	5.6	115	66	4.7
1...	43	17	17	17	11	13000	5.5	6	57	4.8
2...	56	15	15	15	13	14000	6.1	2
3...	45	15	15	14	...	1	12	12500	5.7	3
4...	24	8	8	8	8	12500	5.5
5...	126	40	40	39	...	1	38	13500	5.5	2
6...	38	11	11	11	11	11000	5.5
7...	54	16	15	13	...	2	1	14	13000	6.2	2
8...	70	18	18	18	14	12500	5.9	4
10...	11	3
11...	65	18	18	18	18	13000	5.6
12...	92	26	26	26	26	14000	5.3
19...	31	11	11	11	8	11000	5.8	3
20...	20	7	7	7	4	3
21...	15	3
24...	11	3
25...	104	27	26	26	1	27	11000	5.3
26...	35	11	11	11	9	12000	5.6	2
27...	52	15	15	15	15	11500	5.1
28...	26	7	7	7	7	14000	6.7
29...	18	5	5	5	5	8500	5.2
30...	64	19	19	19	18	20000	6.0	1
31...	52	13	13	13	13	9500	4.7

City Block Characteristics

Table 2.—CHARACTERISTICS OF HOUSING UNITS, BY BLOCKS: 1960—Con.

["Total population" contains no persons in group quarters unless preceded by asterisk; one asterisk (*) denotes less than 10 percent; two asterisks (**), 10 percent or more]

Blocks within census tracts	Total population	All housing units by condition and plumbing									Occupied housing units						Occupied by non-white	1.01 or more persons per room
		Total	Sound			Deteriorating			Dilapidated	Owner occupied			Renter occupied					
			Total	With all plumbing facilities	Lacking some or all facilities	Total	With all plumbing facilities	Lacking some or all facilities		Total	Average value (dollars)	Average number of rooms	Total	Average contract rent (dollars)	Average number of rooms			
																With flush toilet		
32...	31	8	8	8	8	10500	5.5	1
33...	36	11	11	10	1	11	10500	5.7
34...	31	11	11	11	11	11000	4.6
35...	12	4
37...	16	3
38...	13	3
39...	28	7	7	7	7	8000	5.6
40...	6	4
44...	31	14	14	14	10	11000	5.7	4
45...	5	1
47...	7	2
48...	7	2
50...	46	15	15	14	1	13	19500	6.1	1
51...	9	4
52...	14	4
53...	14	4
54...	13	6	6	6	6	10500	5.0
61...	10	2
62...	5	1
63...	6	3
64...	31	12	12	12	9	14000	5.6
65...	12	3
66...	28	7	7	7	7	14500	5.4	2
67...	19	5	5	5	5	12000	5.6
68...	39	11	11	11	10	15000	5.7	1
69...	59	14	14	14	14	15500	5.7	2
70...	33	9	9	9	8	12500	5.3	1	2
71...	30	11	11	11	10	16000	5.1
72...	44	14	14	14	13	15000	5.1
73...	33	11	11	11	11	11500	5.0
74...	52	13	13	13	13	14500	5.8	2
75...	61	16	16	16	16	14500	5.2	2
77...	45	13	13	12	1	13	11500	5.7
78...	24	12	11	9	2	1	1	10	9500	5.2	1
79...	27	9	9	9	9	12000	5.6
80...	23	6	6	6	6	12000	4.8	1
81...	62	22	22	22	16	12000	5.6	6	52	4.8
82...	71	23	23	23	22	12500	5.3	1
83...	124	44	43	42	1	1	1	30	12000	5.5	12	48	4.6	3
84...	80	30	30	30	21	15000	6.0	8	50	5.1
85...	52	16	16	16	16	16500	6.3
86...	55	21	21	21	15	13500	6.5	5
87...	**116	33	29	27	2	4	4	25	13000	5.9	7	108	4.1	1
89...	16	4
90...	15	4
91...	12	3
92...	21	6	6	6	6	17500	5.8
94...	11	2
96...	45	12	12	11	1	12	13000	5.8	3
97...	36	10	10	10	10	16000	5.4	1
106...	25	6	6	6	6	13000	6.3
121...	10	2
122...	17	4
127...	15	4
128...	15	4
130...	4	2
132...	93	27	26	26	...	1	1	22	13000	5.8	5	...	5.0	2
133...	49	11	11	11	11	13500	5.6	3
134...	48	15	15	15	15	14000	5.6
135...	187	52	51	50	1	1	1	50	15000	5.4	1	2
137...	57	15	15	15	12	17500	6.3	1	2
138...	*53	10	10	10	10	14500	6.1	1
139...	54	16	15	15	...	1	1	15	11000	5.9	1	2
140...	13	3
141...	39	11	11	11	11	13000	6.2
142...	43	11	11	11	10	18000	5.8	1
143...	36	13	13	13	10	10500	6.1	1
144...	8	2
145...	20	5	5	4	1	3	1	1
146...	24	8	6	6	...	2	1	1	...	5	8500	5.6	2
147...	13	4
148...	**1113	37	33	31	2	4	2	2	...	23	12000	5.5	11	55	4.7	5
149...	27	6	6	6	6	13500	5.3	1
150...	40	12	12	12	12	15000	5.3
151...	38	12	12	12	12	13500	5.6
152...	48	14	14	14	13	14000	5.3	1
153...	45	18	18	18	15	12500	5.3	2
154...	69	19	19	19	19	14000	6.1
155...	68	22	22	22	18	13000	5.6	4	2

U.S. CENSUS OF HOUSING: 1960

Series HC(3)-182

CITY BLOCKS


Brookline Town, Mass.

Prepared under the supervision of
WAYNE F. DAUGHERTY, Chief
Housing Division



U.S. DEPARTMENT OF COMMERCE
Luther H. Hodges, Secretary
BUREAU OF THE CENSUS

Richard M. Scammon, Director (From May 1, 1961)
Robert W. Burgess, Director (To March 3, 1961)





BUREAU OF THE CENSUS

RICHARD M. SCAMMON, *Director* (From May 1, 1961)

ROBERT W. BURGESS, *Director* (To March 3, 1961)

A. ROSS ECKLER, *Deputy Director*
HOWARD C. GRIEVES, *Assistant Director*
CONRAD TARUBER, *Assistant Director*
MORRIS H. HANSEN, *Assistant Director for Statistical Standards*
CHARLES B. LAWRENCE, JR., *Assistant Director for Operations*
WALTER L. KEHRES, *Assistant Director for Administration*
CALVERT L. DEDRICK, *Chief, International Statistical Programs Office*
A. W. VON STRUVE, *Acting Public Information Officer*

Housing Division—

WAYNE F. DAUGHERTY, *Chief*
DANIEL B. RATHBUN, *Assistant Chief*
BEULAH WASHBAUGH, *Special Assistant*
MILTON D. LIBBERMAN, *Chief, Coordination and Research*

Decennial Operations Division—GLEN S. TAYLOR, *Chief*
Electronic Systems Division—ROBERT F. DRURY, *Chief*
Field Division—JEFFERSON D. MCPIKE, *Chief*
Geography Division—WILLIAM T. FAY, *Chief*
Population Division—HOWARD G. BRUNSMAN, *Chief*
Statistical Methods Division—JOSEPH STEINBERG, *Chief*

Library of Congress Card Number: A61-9347

SUGGESTED CITATION

U.S. Bureau of the Census. *U.S. Census of Housing: 1960. Vol. III, City Blocks.*
Series HC(3), No. 182.
U.S. Government Printing Office, Washington, D.C., 1961.

For sale by the Superintendent of Documents, U.S. Government Printing Office, Washington 25, D.C.
or any of the Field Offices of the Department of Commerce—Price 20 cents.

Table 1.—CHARACTERISTICS OF HOUSING UNITS, FOR THE AREA: 1960

Subject	Number	Percent	Subject	Number	Percent
All housing units	19,646	100.0	Occupied housing units—Con.		
CONDITION AND PLUMBING			COLOR		
Sound	18,649	94.9	White	18,809	99.3
With all plumbing facilities	17,318	88.2	Nonwhite	135	0.7
Lacking some or all facilities	1,331	6.8	PERSONS PER ROOM		
Deteriorating	907	4.6	1.00 or less	18,436	97.3
With all plumbing facilities	680	3.5	1.01 or more	508	2.7
Lacking some or all facilities	227	1.2	AVERAGE NUMBER OF ROOMS		
With flush toilet	226	1.2	Owner occupied	7.8	...
No flush toilet	1	...	Renter occupied	4.4	...
Dilapidated	90	0.5	VALUE AND RENT		
Occupied housing units	18,944	100.0	Average value	28,500	...
Owner occupied	6,187	32.7	Average contract rent	109	...
Renter occupied	12,757	67.3			

NOTE.—On the map for Brookline Town approximately 450 blocks are identified.

Table 2.—CHARACTERISTICS OF HOUSING UNITS, BY BLOCKS: 1960

["Total population" contains no persons in group quarters unless preceded by asterisk: one asterisk (*) denotes less than 10 percent; two asterisks (**), 10 percent or more]

Blocks within census tracts	Total population	All housing units by condition and plumbing									Occupied housing units							
		Total	Sound			Deteriorating			Dilapidated	Owner occupied			Renter occupied			Occupied by non-white	1.01 or more persons per room	
			Total	With all plumbing facilities	Lacking some or all facilities	Total	With all plumbing facilities	Lacking some or all facilities		Total	Average value (dollars)	Average number of rooms	Total	Average contract rent (dollars)	Average number of rooms			
NC-1....	*4602	2219	2184	1807	377	33	10	22	1	2	309	32000	8.6	1793	140	3.8	46	38
1....	44	18	18	18	8	...	6.8	7	103	6.0	2	...
4....	*232	68	68	68	68	140	6.0	5	...
5....	18	5	5	5	5	35000	9.0
6....	37	12	12	12	8	...	8.7	4
7....	**14	1
8....	22	6	6	6	6	42000	9.5
9....	15	3
10....	204	108	85	72	13	23	...	22	1	...	10	...	8.3	94	80	3.0	17	5
11....	207	117	117	63	54	5	29000	10.4	109	83	2.8	4	7
12....	16	4
14....	25	6	6	6	40000	10.5
15....	*399	194	194	194	14	38000	9.1	177	165	4.2	...	2
16....	226	79	79	79	11	...	6.0	65	156	6.1	1	...
17....	146	66	66	66	5	...	5.0	60	147	4.2	2	...
19....	*421	152	152	152	40	29000	9.9	110	141	5.0	4	1
20....	95	41	41	36	5	4	37	143	5.1	1	2
22....	26	7	7	7	7	40000	10.0
23....	*124	53	48	48	...	5	7	23000	10.1	41	131	4.2	1	1
24....	**273	181	181	50	131	23	23000	6.1	138	53	1.7	2	4
25....	219	205	205	64	141	10	25000	5.5	165	59	1.4	5	9
26....	18	4
27....	30	11	11	8	3	4	4
28....	170	83	83	83	14	37000	8.4	68	157	4.5
29....	40	13	13	13	13	34000	8.2
30....	447	230	229	206	23	1	21	30000	6.5	206	144	4.2	1	2
31....	*441	192	192	187	5	13	...	8.2	176	172	4.6	1	2
32....	34	11	11	11	11	35000	9.4
33....	*411	267	267	267	5	26000	5.4	235	248	3.8	...	2
34....	66	19	19	19	17	37000	10.4
36....	**55	12	12	12	8	...	10.5	4
37....	83	33	33	31	2	5	5	1	12	...	10.3	23	123	3.6
38....	44	12	12	12	11	...	10.5	1
NC-2....	*4476	1799	1701	1566	135	92	79	13	...	6	264	24000	7.5	1465	111	4.3	17	39
2....	27	10	10	10	8	20000	8.5	1
3....	311	107	99	98	1	4	3	1	...	4	36	22000	8.3	68	107	5.8	2	...
4....	*89	39	39	13	26	3	36	60	1.8	1	2
5....	*182	72	66	54	12	5	5	1	24	19500	8.0	46	87	3.6
6....	35	13	13	13	13	23000	8.7
7....	423	114	114	114	112	58	4.2	2	20
8....	*342	135	128	127	1	6	6	1	4	127	125	4.7	...	2
9....	49	14	14	14	14	25000	9.6
10....	**122	46	46	33	13	19	21000	8.6	27	66	2.7	...	2
11....	93	48	48	35	13	8	...	7.5	39	78	3.3
12....	*29	7	7	7	7	27000	9.1
13....	2	1
15....	*77	31	25	25	...	6	6	31	167	4.5	...
16....	301	104	82	76	6	22	22	24	...	6.6	77	96	5.6	4	2
17....	413	143	112	110	2	31	30	1	37	19500	6.4	102	88	5.1	...	1
18....	134	64	56	36	20	8	4	4	14	20000	7.9	47	88	3.2	...	1
19....	*466	146	137	128	9	9	2	7	9	...	7.0	134	119	4.8	3	2

City Block Characteristics

Table 2.—CHARACTERISTICS OF HOUSING UNITS, BY BLOCKS: 1960—Con.

["Total population" contains no persons in group quarters unless preceded by asterisk: one asterisk (*) denotes less than 10 percent; two asterisks (**), 10 percent or more]

Blocks within census tracts	Total population	All housing units by condition and plumbing									Occupied housing units								
		Total	Sound			Deteriorating			Dilapidated	Owner occupied			Renter occupied			Occupied by non-white	1.01 or more persons per room		
			Total	With all plumbing facilities	Lacking some or all facilities	Total	With all plumbing facilities	Lacking some or all facilities		Total	Average value (dollars)	Average number of rooms	Total	Average contract rent (dollars)	Average number of rooms				
20...	*142	69	68	61	7	1	1	8	29000	8.6	59	113	4.5	2	2	
21...	253	118	118	118	1	113	149	4.5	1	1	
22...	*287	127	127	127	18	38000	5.9	93	127	5.6	1	1	
23...	301	196	196	196	2	181	156	3.6	...	2	
24...	83	45	45	45	1	36	124	4.6	
26...	**157	96	96	79	17	7	30000	6.0	88	87	2.4	
27...	**158	54	54	46	8	7	24000	6.0	47	107	3.6	...	1	
NC-3...	*4560	1613	1508	1372	136	102	83	19	...	3	508	19000	7.5	1072	101	4.5	11	18	
1...	146	60	59	50	9	1	1	19	20000	6.9	40	87	3.5	1	...	
2...	72	20	20	20	2	17	121	5.9	
3...	*108	32	32	32	5	...	6.8	27	106	5.0	1	2	
4...	75	26	26	26	14	...	6.2	12	124	6.4	
5...	229	74	74	73	1	36	17000	6.8	37	106	5.6	...	1	
6...	129	37	37	32	5	12	...	6.8	25	93	5.2	
7...	85	28	28	28	6	...	7.2	22	103	4.7	
8...	59	17	16	16	...	1	1	9	25000	7.6	8	105	5.4	
9...	**137	43	43	37	6	11	...	8.8	28	100	5.0	1	...	
10...	*330	128	117	109	8	11	6	5	26	16000	8.6	97	113	3.9	2	3	
11...	306	137	137	96	41	34	23000	7.8	99	83	3.1	2	3	
12...	421	156	156	143	13	42	17500	7.4	113	107	4.1	1	...	
13...	*260	87	86	85	1	1	1	13	18000	7.6	74	105	4.9	
14...	153	56	54	52	2	2	2	15	19000	7.5	41	102	4.6	
15...	*140	42	40	40	...	2	2	17	20000	8.8	22	104	4.6	
16...	63	24	21	16	5	3	...	12	...	7.9	11	90	3.2	...	2	
17...	122	35	34	34	...	1	1	17	19500	8.6	17	114	5.4	
18...	*110	41	41	34	7	15	...	7.9	25	97	4.5	
19...	204	98	86	61	25	12	...	12	6	...	9.0	91	93	3.9	...	4	
20...	**189	62	52	52	...	10	10	22	16000	7.2	39	120	4.7	1	...	
21...	104	35	27	27	...	8	8	17	19500	7.9	18	86	3.1	...	1	
22...	379	125	78	78	...	47	47	64	19000	7.4	61	101	5.9	
23...	124	46	46	37	9	17	...	7.6	27	92	4.1	...	1	
24...	104	35	31	31	...	4	2	2	18	...	6.9	17	93	5.3	
25...	*275	94	94	91	3	35	18500	7.1	57	98	4.6	2	1	
26...	236	75	73	72	1	2	2	24	...	7.3	47	99	6.0	
NC-4...	*4715	1861	1839	1692	147	21	21	1	528	23000	7.4	1226	110	4.1	11	23	
1...	181	82	82	59	23	5	...	6.6	75	102	3.9	...	2	
2...	41	27	27	10	17	7	...	9.1	19	50	1.5	...	1	
3...	88	29	28	28	...	1	1	9	...	7.8	18	109	5.4	
4...	*206	77	77	77	14	25000	8.6	61	116	4.2	...	1	
5...	**153	68	68	42	26	11	...	6.5	52	86	3.5	...	1	
6...	*288	163	163	89	74	8	...	7.0	138	76	2.9	3	4	
7...	*283	114	108	106	2	6	6	24	12500	6.7	86	106	4.8	2	2	
8...	372	111	105	105	...	6	6	57	21000	6.9	49	105	5.8	...	1	
9...	221	63	62	61	1	1	1	38	22000	7.3	23	122	6.9	
10...	**294	75	73	73	...	2	2	66	24000	7.0	9	127	6.6	
11...	380	240	240	240	3	232	123	3.0	...	1	
12...	489	268	264	264	...	4	4	19	...	5.6	209	127	4.2	...	3	
13...	*206	48	47	47	1	33	22000	7.5	14	120	5.5	1	3
14...	83	14	14	14	8	...	6.9	5	110	6.0	
15...	**113	24	24	24	24	25000	7.8	
16...	62	14	14	14	13	24000	7.8	1	1	1	
17...	50	18	18	18	17	20000	6.1	1	1	...	
18...	*367	119	119	119	41	19000	8.1	71	120	4.8	2	...	
19...	50	16	16	16	15	24000	7.5	1	
20...	73	25	24	24	...	1	1	4	20	126	5.2	
21...	119	45	45	44	1	6	...	6.2	38	103	5.0	
22...	*68	14	14	13	1	9	...	6.7	5	...	3.2	...	3	
23...	139	44	44	44	25	...	7.6	19	86	6.1	
24...	123	45	45	44	1	12	...	6.1	31	99	5.3	1	...	
25...	18	5	5	5	5	26000	8.4	
26...	37	11	11	11	10	26000	9.1	1	
27...	44	12	12	12	11	24000	9.6	1	
28...	73	22	22	22	20	27000	9.7	1	
29...	134	68	68	67	1	14	25000	9.5	46	121	3.5	
NC-5...	*4768	1967	1954	1802	152	13	13	421	27000	7.1	1458	118	4.3	12	16	
1...	*370	255	255	156	99	11	...	5.6	229	90	2.5	1	4	
2...	8	4	
3...	424	191	189	189	...	2	2	17	22000	6.8	171	207	4.5	
4...	516	294	294	246	48	51	15000	6.3	199	105	3.8	1	3	
6...	79	34	34	34	13	19500	7.0	19	195	5.6	1	1	
7...	*368	154	152	152	...	2	2	8	...	6.4	146	119	4.4	1	...	
8...	*319	109	109	109	23	17000	8.4	86	105	4.9	3	...	
9...	194	72	72	71	1	21	...	6.6	49	100	4.5	1	1	
10...	71	28	28	25	3	14	...	6.3	13	95	5.0	
11...	85	28	28	28	16	23000	7.4	11	143	5.9	
12...	143	42	42	42	18	...	6.9	23	128	6.3	
13...	*417	142	139	139	...	3	3	36	18000	6.8	96	107	5.3	
14...	*302	151	151	151	15	28000	7.2	135	106	3.8	1	1	
15...	155	70	67	67	...	3	3	7	...	4.9	62	97	4.7	...	1	
16...	274	85	85	85													

Table 2.—CHARACTERISTICS OF HOUSING UNITS, BY BLOCKS: 1960—Con.

["Total population" contains no persons in group quarters unless preceded by asterisk: one asterisk (*) denotes less than 10 percent; two asterisks (**), 10 percent or more]

Blocks within census tracts	Total population	All housing units by condition and plumbing									Occupied housing units							
		Sound			Deteriorating			Dilapidated	Owner occupied			Renter occupied			Occupied by non-white	1.01 or more persons per room		
		Total	With all plumbing facilities	Lacking some or all facilities	Total	With all plumbing facilities	Lacking some or all facilities		Total	Average value (dollars)	Average number of rooms	Total	Average contract rent (dollars)	Average number of rooms				
					With flush toilet	No flush toilet												
21...	**121	40	40	40	14	30000	7.6	24	112	5.2
22...	**94	22	21	20	1	1	1	14	34000	7.9	8	199	8.9
23...	**51	9	9	9	9	35000	7.3
24...	73	19	19	19	19	32000	8.2
25...	60	19	19	19	17	34000	7.8	2
26...	69	22	22	22	21	36000	8.9	1
NC-6....	*4695	1670	1669	1663	6	1	1	589	30000	8.8	1017	134	4.7	3	23
1...	41	12	12	12	9	26000	9.9	3
2...	**69	17	17	17	15	30000	9.2	2
3...	**259	81	81	81	31	26000	8.4	50	109	3.6	...	2
4...	25	7	7	7	6	31000	10.2	1
5...	137	56	56	56	6	...	9.2	50	125	4.4	...	1
6...	*116	34	34	34	19	24000	9.1	15	119	5.6
7...	81	23	23	23	15	27000	9.2	8	104	4.5	...	1
8...	11	4
9...	435	172	172	171	1	10	30000	6.7	159	126	4.5	1	3
10...	40	16	16	16	14	132	4.8
11...	*198	93	93	93	6	25000	7.3	86	109	3.5	...	1
12...	92	31	31	31	4	27	123	6.5
13...	205	68	68	68	14	23000	6.9	51	121	6.5	1	...
14...	198	76	76	76	13	24000	6.4	62	118	6.1
15...	42	12	12	12	12	32000	10.7
16...	22	7	7	7	7	30000	10.3
17...	97	51	51	51	8	26000	6.8	36	117	6.7
18...	219	96	96	96	11	29000	8.8	85	158	5.1	...	1
19...	111	113	113	110	3	77	97	2.0	...	7
20...	*712	247	246	246	...	1	1	71	26000	7.1	172	125	5.0	...	3
21...	146	51	51	51	9	33000	8.4	38	128	5.6	1	1
22...	92	53	53	53	53	120	3.0	...	3
23...	23	7	7	7	7	28000	8.6
24...	43	10	10	10	10	28000	11.0
25...	42	12	12	11	1	12	32000	10.7
26...	57	14	14	14	14	37000	10.7
27...	29	8	8	8	8	29000	9.8
28...	56	16	16	16	16	29000	9.8
29...	133	37	37	37	36	27000	8.4	1
30...	68	23	23	23	18	25000	8.4	3
31...	244	67	67	67	62	29000	9.2	4
32...	92	27	27	27	27	35000	9.6
33...	30	8	8	8	8	40000	8.9
34...	57	14	14	14	14	33000	10.6
35...	29	8	8	8	8	39000	11.0
36...	53	11	11	11	11	36000	10.2
37...	**48	4
38...	34	10	10	10	10	39000	9.3
39...	**120	23	23	23	23	38000	9.3
40...	**112	29	29	29	11	32000	7.5	18	124	6.9
41...	73	20	20	19	1	19	28000	8.9	1
42...	4	2
NC-7....	*3774	1334	1186	1175	11	147	105	42	...	1	439	21000	7.3	808	94	5.0	5	42
1...	65	17	17	15	2	8	...	7.0	9	80	5.9	1	3
2...	790	362	361	357	4	1	1	51	14000	6.2	257	120	4.5	...	2
4...	*188	60	59	57	2	1	1	32	15000	7.8	28	82	4.5	...	1
5...	**134	43	41	41	...	2	2	20	21000	7.4	23	112	5.3
6...	19	5	5	5	5	27000	9.0
7...	64	26	26	26	25	30000	7.9
8...	76	31	31	31	31	31000	7.8
9...	43	13	13	13	13	28000	8.3
10...	53	16	16	16	16	24000	8.0
11...	68	26	26	26	14	24000	8.9	12	94	5.5
12...	197	73	69	69	...	4	4	17	...	6.5	54	92	5.6	2	1
13...	152	55	55	55	20	19000	...	30	99	5.7
14...	50	16	16	16	9	...	9.1	7	87	5.1
15...	72	25	20	20	...	5	5	8	...	7.8	16	95	5.6	...	1
16...	132	34	34	34	3	31	104	5.0	...	3
17...	145	41	41	41	19	15500	8.6	22	98	6.5
19...	**219	69	69	69	18	16500	6.8	48	79	4.8	...	1
21...	17	8	8	8	1	7	69	3.3
22...	*270	95	70	70	...	25	24	1	26	10500	6.4	64	72	4.6	...	7
23...	175	49	25	22	3	24	16	8	14	10500	5.6	34	44	4.7	...	10
24...	50	15	1	1	...	13	12	1	...	1	1	12	42	5.0	...	3
25...	137	44	44	44	20	...	6.8	24	85	5.5
26...	59	27	3	3	...	24	11	13	4	21	35	4.1	...	1
27...	30	10	4	4	...	6	5	1	3	7	40	4.3	2	2
28...	91	34	1	1	...	33	16	17	3	21	35	4.3	...	6
29...	31	9	9	8	1	9	45	4.7	...	1
30...	83	28	28	28	4	24	125	6.3
32...	79	20	20	20	13	23000	7.8	7	117	6.1
33...	45	16	16	16	9	...	6.8	7	101	5.7
34...	162	46	46	46	22	21000	7.7	23	97	6.6
35...	**78	21	21	21	10	16500	7.1	11	103	5.6

City Block Characteristics

Table 2.—CHARACTERISTICS OF HOUSING UNITS, BY BLOCKS: 1960—Con.

["Total population" contains no persons in group quarters unless preceded by asterisk (*) one asterisk (*) denotes less than 10 percent; two asterisks (**), 10 percent or more]

Blocks within census tracts	Total population	All housing units by condition and plumbing									Occupied housing units							
		Sound				Deteriorating				Dilapidated	Owner occupied			Renter occupied			Occupied by non-white	1.01 or more persons per room
		Total	With all plumbing facilities	Lacking some or all facilities	Total	With all plumbing facilities	Lacking some or all facilities	With flush toilet	No flush toilet		Total	Average value (dollars)	Average number of rooms	Total	Average contract rent (dollars)	Average number of rooms		
NC-8....	*4728	1944	1920	1642	278	23	21	2	...	1	289	19500	7.4	1604	103	4.1	15	37
1....	**212	88	82	57	25	6	6	12	31000	7.8	65	87	3.2	...	1
2....	*576	191	191	183	8	53	22000	7.6	134	113	5.0	2	4
3....	281	173	172	144	28	7	...	4.7	160	98	3.1	...	2
4....	12	4
5....	78	59	59	15	44	1	57	59	2.4	...	1
6....	122	70	69	67	2	1	1	1	59	106	4.1
7....	*302	158	156	122	34	2	...	2	14	13500	6.9	143	66	3.3	...	2
8....	149	64	64	34	30	12	...	7.0	51	75	3.5	...	2
9....	**358	132	132	127	5	24	15500	7.7	107	123	4.3	3	...
10....	*501	172	170	170	...	2	2	39	17000	7.4	131	135	5.0	...	2
11....	592	248	247	232	15	1	1	16	...	6.6	228	121	4.7	2	1
12....	*324	119	119	119	15	24000	8.1	101	114	5.2	2	3
13....	*218	112	112	91	21	5	...	9.0	107	109	3.1	...	2
14....	173	73	67	46	21	6	6	16	14000	5.8	56	90	4.1	...	4
15....	224	81	80	71	9	1	1	19	16000	7.2	60	105	4.3	...	1
16....	177	60	56	39	17	4	4	25	18000	8.2	35	64	3.3	1	2
17....	**93	24	24	20	4	10	17500	6.7	14	86	3.6
18....	103	39	39	25	14	15	17500	6.3	22	68	3.1	...	4
20....	233	77	77	77	5	...	6.0	70	102	5.6	3	4
NC-9....	*3092	1026	733	670	63	233	156	77	...	60	196	13000	7.0	795	55	4.6	12	87
2....	53	21	18	11	7	3	3	1	18	43	3.7	1	3
3....	**47	13	13	13	5	...	7.0	8	89	6.0	1	...
4....	169	74	65	36	29	8	6	2	...	1	28	11500	7.1	46	53	2.4	...	4
5....	131	35	35	34	1	13	...	7.1	21	73	5.2	...	3
6....	190	49	49	48	1	11	16500	8.7	37	61	5.4	...	4
7....	182	67	53	53	...	14	14	1	57	51	4.4	3	7
8....	**41
9....	357	119	119	119	28	6000	5.7	86	62	5.2	...	9
10....	148	42	41	40	1	1	1	12	...	5.8	28	53	5.4	...	4
11....	175	45	43	43	...	2	2	20	...	8.0	24	79	6.0	...	2
13....	*163	52	51	51	...	1	1	25	15500	6.4	25	78	5.7
15....	119	42	42	42	7	...	6.9	35	77	5.6	...	2
17....	317	121	80	71	9	40	33	7	...	1	22	...	7.0	98	67	4.6	1	7
18....	256	85	46	46	...	35	33	2	...	4	7	...	7.3	74	72	5.0	4	7
19....	10	2
20....	96	36	4	3	1	32	6	26	...	2	2	29	33	4.1	...	7
21....	36	18	12	8	4	6	6	1	15	31	4.0
24....	48	18	6	6	...	12	5	7	18	34	4.2	...	1
25....	27	10	1	1	...	6	6	3	10	30	4.3
26....	32	10	4	4	...	5	5	1	10	21	4.9	...	2
28....	49	18	2	2	...	16	16	18	46	4.4	...	2
29....	135	51	35	31	4	2	2	14	11	21000	9.3	40	41	3.7	2	3
30....	151	59	9	3	6	26	10	16	...	24	59	24	4.0	...	7
31....	160	39	3	3	...	24	20	4	...	12	39	39	4.8	...	12
NC-10....	*4089	1169	1006	987	19	152	101	51	...	11	434	20000	7.3	712	60	4.9	2	132
1....	202	61	47	44	3	6	4	2	...	8	16	14500	7.6	45	53	5.0	...	5
2....	238	66	66	65	1	27	17500	7.7	38	79	6.4	...	3
3....	76	8	8	8	6	...	8.5	2	
4....	20	25	25	25	15	20000	6.3	10	107	4.7	1	...
5....	56	15	15	15	10	24000	8.3	5	...	7.6	...	
6....	282	84	62	62	...	19	16	3	...	3	36	16000	6.8	48	54	5.0	...	9
7....	196	58	58	56	2	33	14500	7.8	24	68	5.1	...	2
8....	451	131	115	114	1	16	14	2	76	26000	7.9	52	73	5.2	...	6
9....	39	16	16	16	8	27000	7.1	8	96	6.6
10....	112	44	44	44	11	...	5.4	32	77	5.3
11....	41	13	13	12	1	9	21000	7.4	4	
12....	5	1	
13....	40	9	9	9	9	26000	10.4	
15....	208	64	6	6	...	58	32	26	...	5	...	5.2	58	39	4.3	...	13	
16....	176	55	40	39	1	15	12	3	...	19	...	5.6	32	52	4.7	...	6	
17....	192	53	53	52	1	17	...	5.9	33	56	5.1	...	8
18....	129	42	28	24	4	14	6	8	13	8500	5.3	27	43	4.9	...	3
19....	135	37	20	20	...	17	10	7	14	9000	5.9	22	54	5.0	...	4
20....	133	40	40	38	2	13	...	5.8	25	57	5.5	...	5
21....	118	29	22	21	1	7	7	11	17500	6.0	18	53	5.2	...	5
22....	968	242	242	242	22	...	5.8	216	59	4.5	1	62
23....	**148	36	36	36	30	22000	9.0	6	53	5.2
24....	51	16	16	14	2	10	28000	10.1	6	...	3.0	...	1
25....	36	12	12	12	12	24000	9.4	
26....	37	12	12	12	11	25000	8.4	1	
NC-11....	*4329	1186	1096	1096	...	86	86	4	900	33000	8.8	268	102	5.5	1	28
1....	38	11	7	7	...	4	4	10	36000	10.3	1	
2....	31	7	7	7	7	40000	10.7	
3....	24	10	9	9	...	1	1	10	29000	7.7	
4....	32	9	6	6	...	3	3	9	42000	9.9	
5....	73	21	21	21	21	39000	9.7	
6....	38	11	10	10	...	1	1	11	34000	8.7	
7....	88	23	23	23	23	37000	7.3	
8....	19	4	
9....	32	14	8	8	...	6	6	...										

Table 2.—CHARACTERISTICS OF HOUSING UNITS, BY BLOCKS: 1960—Con.

["Total population" contains no persons in group quarters unless preceded by asterisk; one asterisk (*) denotes less than 10 percent; two asterisks (**), 10 percent or more]

Blocks within census tracts	Total population	All housing units by condition and plumbing									Occupied housing units							
		Sound			Deteriorating			Dilapidated	Owner occupied			Renter occupied			Occupied by non-white	1.01 or more persons per room		
		Total	With all plumbing facilities	Lacking some or all facilities	Total	With all plumbing facilities	Lacking some or all facilities		Total	Average value (dollars)	Average number of rooms	Total	Average contract rent (dollars)	Average number of rooms				
							With flush toilet										No flush toilet	
12...	64	16	12	12	...	4	4	14	32000	10.4	2
13...	26	7	6	6	...	1	1	7	38000	10.3
14...	75	19	15	15	...	4	4	17	32000	10.3	1
16...	*120	30	2	2	...	24	24	4	8	19500	6.1	20	116	5.6	...	1
17...	37	8	8	8	8	39000	8.5
18...	68	15	15	15	15	42000	9.2	1
19...	32	6	6	6	6	42000	11.0
20...	78	23	22	22	...	1	1	20	35000	8.0	1	1
21...	39	14	14	14	14	39000	9.3
22...	119	33	33	33	33	38000	9.0
23...	32	10	10	10	10	39000	7.0
24...	45	14	13	13	...	1	1	14	36000	9.4
25...	56	15	14	14	...	1	1	14	35000	9.9	1
26...	25	6	6	6	6	38000	10.0
27...	20	6	6	6	5	32000	10.4
28...	18	4
29...	25	7	7	7	7	42000	11.0
30...	48	11	11	11	11	42000	11.0
31...	174	48	37	37	...	11	11	34	29000	8.6	13	70	5.1	...	2
32...	56	19	12	12	...	7	7	7	...	6.1	12	73	5.8	...	1
33...	227	61	61	61	39	22000	6.6	22	71	4.8	...	5
34...	21	7	5	5	...	2	2	6	34000	9.3
35...	40	11	11	11	11	37000	8.7
36...	92	17	17	17	16	39000	10.3	1
37...	120	39	36	36	...	3	3	17	33000	6.9	22	164	5.9
38...	76	20	20	20	5	...	5.4	15	72	5.1	...	3
39...	46	12	12	12	5	...	5.6	7	73	5.0	...	1
40...	101	28	28	28	10	17000	6.5	18	69	5.6	...	2
41...	40	16	16	16	9	14000	6.3	7	74	6.1
42...	83	24	24	24	18	15500	6.2	6	83	5.3
43...	185	60	59	59	...	1	1	37	22000	7.0	23	83	5.7	...	2
44...	77	21	21	21	21	29000	8.3
45...	25	8	8	8	8	36000	11.0
46...	40	10	10	10	9	34000	10.8	1
47...	60	16	16	16	15	39000	8.8	1
48...	50	11	11	11	11	42000	10.7
49...	*25	5	5	5	5	39000	10.4
51...	16	4
52...	84	22	22	22	22	42000	10.7
53...	*55	11	11	11	11	42000	10.6
54...	94	24	24	24	19	41000	10.5	5	...	10.2	...	1
55...	61	20	20	20	15	33000	9.5	4
56...	23	7	7	7	7	37000	11.0
57...	*57	9	9	9	6	42000	8.7	3	1
58...	55	12	12	12	10	26000	8.7	2
59...	37	14	14	14	14	34000	9.9
60...	*89	20	20	20	20	40000	10.4
61...	*461	125	124	124	...	1	1	100	28000	7.7	23	90	6.3	...	3
62...	4	3
63...	7	2
64...	**108	7	6	6	...	1	1	3	4
65...	37	11	11	11	6	42000	11.0	3
66...	160	67	67	67	23	33000	7.4	40	127	3.3	1	4
NC-12...	*6216	1858	1853	1846	7	4	4	1	1310	30000	7.5	539	133	4.2	...	25
1...	22	8	8	8	2	6	125	6.2
2...	76	23	23	23	7	...	5.9	16	64	5.4	...	1
3...	90	29	29	29	7	...	5.4	22	68	5.6
4...	36	12	12	12	8	18500	6.0	4
5...	24	10	10	10	6	20000	5.7	4
6...	77	25	25	25	13	21000	5.8	11	82	5.1	...	3
7...	39	14	14	14	8	...	5.6	6	111	5.5
8...	31	11	11	11	9	21000	6.1	2
9...	34	10	10	10	7	19500	5.9	3	1
10...	92	24	24	24	22	27000	7.2	2
11...	297	80	80	80	80	37000	8.0
12...	77	25	25	25	25	39000	8.2
13...	130	46	42	42	...	3	3	1	20	28000	7.5	26	65	5.5	...	4
14...	78	22	22	20	2	13	29000	8.6	9	79	5.8	...	1
15...	37	13	13	13	13	40000	10.3
16...	44	11	11	11	11	39000	10.8
17...	56	18	18	18	18	40000	10.7
18...	42	12	12	12	12	41000	9.2
19...	21	7	7	7	7	37000	8.1
20...	32	8	8	8	8	40000	8.6
21...	38	11	11	11	11	36000	7.5
22...	56	19	18	18	...	1	1	19	40000	7.8
23...	65	17	17	17	17	39000	7.2
25...	27	4
26...	148	40	40	39	1	31	38000	8.5	8	...	6.0
27...	208	66	66	66	64	29000	7.4	2
28...	69	16	16	16	16	34000	8.6
29...	39	11	11	11	11	39000	7.9
30...	501	176	176	176	40	30000	7.4	136	146	3.7	...	5
31...	78	19	19	19	19	32000	7.9	1
32...	184	54	54	54	53	32000	8.2

City Block Characteristics

Table 2.—CHARACTERISTICS OF HOUSING UNITS, BY BLOCKS: 1960—Con.

["Total population" contains no persons in group quarters unless preceded by asterisk; one asterisk (*) denotes less than 10 percent; two asterisks (**), 10 percent or more]

Blocks within census tracts	Total population	All housing units by condition and plumbing								Occupied housing units							
		Sound				Deteriorating				Owner occupied			Renter occupied			Occupied by non-white	1.01 or more persons per room
		Total	Total	With all plumbing facilities	Lacking some or all facilities	Total	With all plumbing facilities	Lacking some or all facilities	Dilapidated	Total	Average value (dollars)	Average number of rooms	Total	Average contract rent (dollars)	Average number of rooms		
33...	43	11	11	11	10	30000	8.0	1
34...	150	43	43	43	43	30000	7.6
35...	152	41	41	41	41	33000	8.5
36...	25	8	8	8	8	39000	8.3
37...	81	23	23	23	23	35000	8.1	1
38...	108	31	31	31	31	29000	7.5
39...	296	122	122	122	6	30000	3.0	116	145	3.6	...	3
40...	98	27	27	27	27	29000	7.4	1
41...	23	8	8	8	8	30000	7.0
42...	54	15	15	15	15	31000	8.0
43...	124	32	32	32	32	34000	7.5	1
44...	25	5	5	5	5	42000	10.6
45...	**261	31	31	31	24	38000	8.6	6	...	6.2
47...	251	70	70	70	69	29000	7.0	1
48...	35	10	10	10	10	33000	7.0
50...	...	1
51...	59	15	15	14	1	15	27000	7.7
52...	44	11	11	11	11	31000	7.6
53...	88	27	27	27	27	26000	7.2
54...	79	25	25	25	24	24000	6.9	1
55...	228	98	98	98	14	26000	6.6	83	148	3.8	...	1
56...	262	99	99	98	1	27	24000	6.3	72	146	3.8
57...	71	20	20	20	20	24000	7.0
58...	120	37	37	37	37	25000	6.8
59...	41	11	11	11	11	23000	6.3
60...	25	7	7	7	7	29000	7.4
61...	**10	1
62...	25	9	9	9	8	25000	6.4
63...	16	5	5	5	5	24000	6.2
64...	50	16	16	16	15	20000	6.0	1
65...	62	16	16	16	15	20000	6.3
66...	19	7	7	7	7	18500	5.7
67...	68	21	21	21	21	22000	5.9
68...	43	12	12	12	12	23000	6.3
69...	57	20	20	20	20	35000	6.3
70...	**156	20	20	20	20	25000	6.8
71...	67	20	20	20	20	24000	7.0
72...	71	23	23	23	22	24000	6.7	1
73...	4	1
74...	20	6	6	6	5	20000	6.2	1
75...	30	7	7	7	7	24000	6.9
76...	27	5	5	5	5	24000	7.4

U.S. CENSUS OF HOUSING: 1960

Series HC(3)-183


CITY BLOCKS

Cambridge, Mass.

Prepared under the supervision of
WAYNE F. DAUGHERTY, Chief
Housing Division

U.S. DEPARTMENT OF COMMERCE
Luther H. Hodges, Secretary
BUREAU OF THE CENSUS

Richard M. Scammon, *Director (From May 1, 1961)*
Robert W. Burgess, *Director (To March 3, 1961)*





BUREAU OF THE CENSUS

RICHARD M. SCAMMON, *Director* (From May 1, 1961)

ROBERT W. BURGESS, *Director* (To March 3, 1961)

A. ROSS ECKLER, *Deputy Director*
HOWARD C. GRIEVES, *Assistant Director*
CONRAD TABUBER, *Assistant Director*
MORRIS H. HANSEN, *Assistant Director for Statistical Standards*
CHARLES B. LAWRENCE, JR., *Assistant Director for Operations*
WALTER L. KEHRES, *Assistant Director for Administration*
CALVERT L. DEDRICK, *Chief, International Statistical Programs Office*
A. W. VON STRUVE, *Acting Public Information Officer*

Housing Division—

WAYNE F. DAUGHERTY, *Chief*
DANIEL B. RATHBUN, *Assistant Chief*
BEULAH WASHBAUGH, *Special Assistant*
MILTON D. LIBBERMAN, *Chief, Coordination and Research*

Decennial Operations Division—GLEN S. TAYLOR, *Chief*
Electronic Systems Division—ROBERT F. DRURY, *Chief*
Field Division—JEFFERSON D. MCPIKE, *Chief*
Geography Division—WILLIAM T. FAY, *Chief*
Population Division—HOWARD G. BRUNMAN, *Chief*
Statistical Methods Division—JOSEPH STRINBERG, *Chief*

Library of Congress Card Number: A61-9347

SUGGESTED CITATION

U.S. Bureau of the Census. *U.S. Census of Housing: 1960. Vol. III, City Blocks.*
Series HC(3), No. 183.
U.S. Government Printing Office, Washington, D.C., 1961.

For sale by the Superintendent of Documents, U.S. Government Printing Office, Washington 25, D.C.
or any of the Field Offices of the Department of Commerce — Price 25 cents.

Table 1.—CHARACTERISTICS OF HOUSING UNITS, FOR THE CITY: 1960

Subject	Number	Percent	Subject	Number	Percent
All housing units	35,330	100.0	Occupied housing units—Con.		
CONDITION AND PLUMBING			COLOR		
Sound	30,120	85.3	White	32,225	94.1
With all plumbing facilities	27,270	77.2	Nonwhite	2,028	5.9
Lacking some or all facilities	2,850	8.1	PERSONS PER ROOM		
Deteriorating	4,116	11.7	1.00 or less	31,803	92.8
With all plumbing facilities	3,234	9.2	1.01 or more	2,450	7.2
Lacking some or all facilities	882	2.5	AVERAGE NUMBER OF ROOMS		
With flush toilet	874	2.5	Owner occupied	6.4	...
No flush toilet	8	...	Renter occupied	4.1	...
Dilapidated	1,094	3.1	VALUE AND RENT		
Occupied housing units	34,253	100.0	Average value	18,500	...
TENURE			Average contract rent	70	...
Owner occupied	7,708	22.5			
Renter occupied	26,545	77.5			

NOTE.—On the map for Cambridge approximately 850 blocks are identified.

Table 2.—CHARACTERISTICS OF HOUSING UNITS, BY BLOCKS: 1960

["Total population" contains no persons in group quarters unless preceded by asterisk; one asterisk (*) denotes less than 10 percent; two asterisks (**), 10 percent or more]

Blocks within census tracts	Total population	All housing units by condition and plumbing								Occupied housing units									
		Total	Sound			Deteriorating			Dilapidated	Owner occupied			Renter occupied			Occupied by non-white	1.01 or more persons per room		
			Total	With all plumbing facilities	Lacking some or all facilities	Total	With all plumbing facilities	Lacking some or all facilities		Total	Average value (dollars)	Average number of rooms	Total	Average contract rent (dollars)	Average number of rooms				
MC-1.....	*2507	730	457	349	108	169	103	66	...	104	204	9000	6.0	497	38	4.4	...	79	
8...	98	30	26	21	5	4	1	3	5	...	5.4	24	38	4.2	...	3	
9...	104	29	27	15	12	2	2	6	...	5.3	23	38	4.5	...	3	
10...	48	11	5	5	...	3	2	1	...	3	6	7500	5.8	5	34	4.0	...	3	
11...	79	28	7	7	...	19	10	9	...	2	5	...	5.4	21	30	4.7	...	2	
12...	301	96	21	17	4	14	10	4	...	61	21	7000	5.7	71	29	4.3	...	10	
13...	235	72	4	4	...	40	21	19	...	28	21	8500	5.6	46	29	4.2	...	12	
14...	67	20	14	10	4	6	3	3	5	...	5.0	14	33	4.9	...	3	
15...	41	16	16	9	7	5	...	6.6	11	33	4.6	...	1	
16...	34	11	11	7	4	5	...	5.8	6	32	4.5	...	1	
19...	**86	28	28	12	16	7	...	6.4	19	35	4.3	...	3	
20...	255	76	39	38	1	35	24	11	...	2	20	...	5.8	55	44	4.5	...	9	
21...	**206	53	22	20	2	27	20	7	...	4	13	...	7.2	39	37	4.1	...	3	
22...	166	53	42	30	12	11	7	4	12	...	5.4	38	42	4.3	...	7	
23...	177	61	59	52	7	2	1	1	19	11500	6.4	38	46	4.2	...	4	
24...	164	52	49	32	17	3	1	2	15	14500	6.3	34	49	4.7	...	8	
25...	190	59	54	42	12	2	1	1	3	7500	6.3	34	42	4.6	...	2	
26...	110	35	33	28	5	1	...	1	...	1	15	10000	5.7	19	42	4.6	...	5	
27...	**146
MC-2.....	*1676	549	377	323	54	162	90	71	1	10	117	8500	5.5	408	36	4.2	3	69	
1...	81	29	10	7	3	19	4	15	5	...	5.6	22	28	4.5	...	5	
2...	199	71	65	48	17	6	...	9	...	1	17	...	5.2	49	34	4.4	...	6	
3...	97	36	19	14	5	17	9	8	7	...	5.0	25	36	4.3	...	5	
4...	95	29	16	13	3	13	10	3	9	4000	4.7	20	34	4.1	...	6	
5...	51	17	5	4	1	6	3	3	1	16	26	3.8	...	4	
6...	27	8	8	4	4	8	32	4.8	...	2	
7...	105	32	16	16	...	16	13	3	3	27	38	4.2	...	5	
8...	124	34	22	20	2	12	9	3	12	8500	5.1	21	32	4.1	...	4	
9...	92	37	29	24	5	5	...	5	...	3	7	...	5.1	29	33	4.0	...	3	
10...	120	40	36	33	3	4	3	1	10	...	5.4	30	36	4.1	...	4	
11...	245	68	65	59	6	2	2	1	19	8500	6.5	48	42	4.9	2	9	
12...	*189	65	65	57	8	18	10000	5.9	45	45	3.9	...	6	
13...	**22
14...	116	38	9	9	...	29	19	10	6	12500	5.2	32	34	3.9	...	6	
15...	66	25	17	16	1	8	4	4	2	21	41	4.3	...	1	
16...	47	20	3	3	...	17	10	7	1	15	34	4.0	...	3	
MC-3.....	2519	828	414	326	88	257	158	99	...	157	217	8000	5.1	572	32	4.2	1	123	
1...	66	26	9	9	17	19	27	3.4	...	7	
2...	100	39	3	3	...	6	1	5	30	34	23	3.2	...	10	
3...	63	20	12	9	3	8	...	5.9	11	32	4.1	...	4	
4...	213	67	32	26	6	34	17	17	1	19	6500	5.7	45	33	4.5	...	9
5...	186	72	47	41	6	25	16	9	24	8000	5.0	44	34	4.0	...	5	
6...	253	85	70	54	16	15	9	6	24	6000	4.8	57	31	4.2	1	10	
7...	259	76	62	56	6	14	11	3	20	9000	5.2	55	39	4.4	...	12	
8...	74	25	25	22	3	9	...	4.9	16	38	4.4	...	2	
9...	87	21	21	19	2	7	7000	5.1	14	39	4.4	...	5	
10...	106	33	32	28	4	1	1	13	13500	4.4	20	39	4.3	...	2	
11...	35	9	9	8	1	2	7	41	4.3	...	2	
12...	99	26	23	22	1	1	...	1	13	9500	5.5	12	32	4.7	...	4	
13...	195	79	40	31	9	32	5	27	8	10000	5.4	64	30	4.4	...	7	

City Block Characteristics

Table 2.—CHARACTERISTICS OF HOUSING UNITS, BY BLOCKS: 1960—Con.

["Total population" contains no persons in group quarters unless preceded by asterisk: one asterisk (*) denotes less than 10 percent; two asterisks (**), 10 percent or more]

Blocks within census tracts	Total population	All housing units by condition and plumbing									Occupied housing units							
		Total	Sound			Deteriorating			Dilapidated	Owner occupied			Renter occupied			Occupied by non-white	1.01 or more persons per room	
			Total	With all plumbing facilities	Lacking some or all facilities	Total	With all plumbing facilities	Lacking some or all facilities		Total	Average value (dollars)	Average number of rooms	Total	Average contract (dollars)	Average number of rooms			
14...	234	78	4	2	2	38	31	7	...	36	18	8000	4.6	57	32	4.1	...	11
15...	168	50	2	2	2	17	11	6	...	31	17	7000	5.5	30	25	3.9	...	11
16...	96	14	2	2	...	4	4	8	4	10	31	4.4	...	5
17...	103	34	23	18	5	...	11	5	...	4.6	27	35	4.3	...	5
21...	16	5	3	2	1	...	2	5	3500	5.2	1
22...	98	31	4	4	...	23	14	9	...	4	11	...	5.2	19	31	4.5	...	5
25...	108	38	38	6	32	5	...	5.6	31	24	3.9	...	6
MC-4...	3083	948	819	799	20	119	77	42	...	10	70	12000	5.4	838	46	4.2	61	163
7...	8	3
11...	8	4
12...	77	26	12	12	...	14	14	26	40	4.2	1	3
16...	6	2
17...	149	50	13	11	2	29	7	22	...	8	12	8000	5.6	35	27	4.6	...	5
20...	48	21	17	17	...	4	3	1	2	17	44	4.5	7	...
21...	6	2
22...	138	57	53	53	...	4	4	3	43	65	4.4	...	3
23...	109	38	34	28	6	3	2	1	...	1	4	31	45	4.7	2	5
25...	34	9	8	8	...	1	1	4	4	4	1
26...	79	28	27	21	6	1	1	3	21	41	4.4	2	2
27...	10	3
28...	51	15	14	9	5	1	...	1	2	13	37	4.6	...	2
30...	136	30	5	4	1	25	21	4	28	35	4.7	...	12
47...	114	42	6	6	...	35	22	13	...	1	10	...	5.5	29	33	4.4	...	4
51...	2110	618	617	617	...	1	1	22	16000	3.9	588	47	4.1	45	126
MC-5...	*3041	1027	617	563	54	317	293	24	...	93	206	9500	6.0	780	47	4.6	176	77
1...	177	57	33	33	...	16	16	8	16	8000	6.2	39	44	4.6	6	3
2...	284	98	88	72	16	9	9	12	...	5.4	83	42	4.9	2	4
3...	103	46	18	18	...	19	19	9	16	12000	5.9	28	37	4.1	18	...
4...	154	55	25	25	...	23	18	5	...	7	6	...	6.5	48	38	4.3	3	5
5...	81	32	28	26	2	4	2	2	12	8500	6.3	18	51	4.4
6...	303	93	39	39	...	39	34	5	...	15	18	...	6.7	72	48	4.9	2	...
7...	259	88	56	51	5	30	29	1	...	2	27	9000	6.1	55	53	4.5	7	9
8...	57	22	18	16	2	4	4	1	20	58	4.0	...	2
10...	52	18	18	18	1	16	63	5.4
11...	142	44	28	28	...	15	14	1	...	1	7	...	6.3	37	45	4.6	5	7
12...	98	37	36	29	7	1	1	3	33	51	4.7	2	2
13...	106	36	16	13	3	18	16	2	...	2	5	...	6.8	28	49	4.7	20	3
14...	162	62	20	18	2	37	31	6	...	5	14	8000	5.4	47	39	4.4	24	4
15...	*221	69	47	47	...	22	22	14	...	5.6	52	42	5.1	15	4
16...	198	59	13	13	...	29	29	17	10	...	5.6	49	54	4.7	16	9
17...	*175	67	58	46	12	9	9	15	13000	6.5	51	48	4.2	12	2
18...	**171	41	16	15	1	17	16	1	...	8	13	9500	6.2	21	41	4.8	19	3
19...	*246	84	42	42	...	24	23	1	...	18	16	...	5.5	65	50	4.5	25	7
20...	44	14	14	10	4	14	47	5.6
21...	8	5	4	4	...	1	1	4
MC-6...	*2992	935	865	677	188	66	25	41	...	4	153	10000	5.3	751	40	4.7	3	93
2...	357	112	87	50	37	25	8	17	7	...	5.1	102	36	4.6	...	13
3...	350	116	102	50	52	14	...	14	13	...	5.2	98	41	4.8	...	8
4...	164	52	52	45	7	10	...	5.2	41	50	5.0	...	1
5...	201	64	64	61	3	12	13000	5.1	50	41	5.0	...	5
7...	277	83	79	69	10	4	...	5.6	74	48	4.8	...	12
8...	*164	47	47	47	12	13000	5.6	35	43	4.9	...	3
9...	36	12	12	12	4	8	46	5.0
10...	198	59	59	58	1	9	9500	5.1	50	44	4.1	...	9
11...	125	48	47	45	2	1	1	19	11000	5.2	27	45	4.4	...	3
12...	99	31	31	30	1	1	29	35	4.6	...	3
13...	*107	35	35	28	7	7	...	5.0	27	36	5.0	...	1
14...	165	52	51	37	14	1	1	11	10000	4.6	41	32	4.5	...	7
15...	72	23	19	12	7	4	4	3	4	19	32	4.4	...	3
17...	74	23	19	14	5	4	1	3	10	7500	6.2	7	35	4.6	...	3
18...	79	25	15	10	5	10	6	4	2	21	36	4.2	2	5
19...	195	60	60	25	35	11	...	5.5	48	29	4.5	...	6
20...	178	50	45	43	2	5	5	9	...	5.0	37	39	4.8	...	5
21...	151	43	41	41	...	2	2	5	...	6.6	37	44	4.8	1	6
MC-7...	3305	1033	766	652	114	198	109	88	1	69	148	7500	5.2	844	43	4.4	22	150
1...	99	34	20	15	5	10	2	8	...	4	8	...	5.6	25	26	4.0	...	4
2...	119	47	28	15	13	19	6	13	2	40	32	4.2	...	5
3...	228	77	63	47	16	14	12	2	20	...	5.3	54	36	4.5	...	5
4...	275	99	75	56	19	20	8	1	...	4	15	4.7	76	37	4.0	...	16	
6...	51	16	14	6	8	2	...	2	15	8000	4.7	9	24	4.1	...	3
7...	160	57	27	21	6	20	12	8	...	10	8	...	4.7	9	37	4.3	...	6
8...	190	51	26	22	4	18	10	8	...	7	12	8500	5.3	33	31	4.5	...	6
9...	977	228	228	228	3	224	57	4.5	21	69
10...	37	16	16	14	34	3.6	...	2
12...	49	17	14	8	6	...	3	15	30	3.9	...	4
13...	204	78	42	30	12	28	7	21	...	8	7	...	4.4	68	31	3.9	...	8
14...	185	50	28	27	1	17	13	4	...	5	17	...	5.4	31	45	4.9	...	5
15...	228	67	48	35	13	11	10	1	...	8	13	...	4.9	51	36	4.8	...	10
18...	57	16	12	10	2	2	1	1	...	2	4	11	47	6.0	...	1
19...	40	15	15	11	4	4	11	42	4.5
20...	164	66</																

City Block Characteristics

Table 2.—CHARACTERISTICS OF HOUSING UNITS, BY BLOCKS: 1960—Con.

["Total population" contains no persons in group quarters unless preceded by asterisk; one asterisk (*) denotes less than 10 percent; two asterisks (**), 10 percent or more]

Blocks within census tracts	Total population	All housing units by condition and plumbing										Occupied housing units						
		Total	Sound			Deteriorating			Dilapidated	Owner occupied			Renter occupied			Occupied by non-white	1.01 or more persons per room	
			Total	With all plumbing facilities	Lacking some or all facilities	Total	With all plumbing facilities	Lacking some or all facilities		Total	Average value (dollars)	Average number of rooms	Total	Average contract (dollars)	Average number of rooms			
																		With flush toilet
MC-12...	*3200	1086	649	610	39	331	244	85	2	106	249	10500	5.8	780	54	4.4	90	105
2...	142	56	18	17	1	22	17	5	...	16	14	6500	5.8	37	49	4.2	4	4
3...	16	7	5	5	...	1	...	1	...	1	3	4
4...	270	116	9	8	1	72	32	40	...	35	12	...	5.5	98	41	3.2	17	14
7...	122	52	22	18	4	25	19	6	...	5	13	...	5.1	32	40	3.8	8	3
8...	122	40	19	17	2	20	9	11	...	1	9	...	5.2	30	49	4.3	...	6
15...	29	8	4	3	1	3	2	1	...	1	3	5	39	4.8	...	5
17...	104	30	16	14	2	14	14	3	25	39	4.8	16	5
18...	325	113	49	48	1	63	51	10	2	1	21	8500	5.1	77	50	4.7	21	13
19...	102	33	24	24	...	9	9	18	10000	5.9	13	45	4.7	2	...
20...	28	11	4	4	...	4	4	3	2	7	50	5.0	1	...
21...	76	30	29	29	...	1	1	9	13000	5.1	21	44	4.6	...	1
22...	217	70	54	54	...	16	14	2	19	11000	6.1	49	44	4.8	2	8
23...	160	45	24	23	1	19	19	2	11	12000	6.2	31	48	5.1	2	5
24...	162	45	39	38	1	6	6	7	...	5.6	38	66	4.7	...	7
25...	153	41	29	29	...	6	5	1	...	6	7	...	5.9	33	44	5.1	6	5
26...	1	1
27...	26	6	4	...	4	...	2	6	29	4.8	...	3
29...	51	16	6	6	4	...	10	3	9	36	5.7	6	2
30...	192	63	56	55	1	7	7	14	...	6.3	47	76	4.5	1	7
31...	123	39	33	25	8	6	13	...	6.4	24	49	4.1	...	1
32...	171	59	41	32	9	16	16	2	10	...	5.8	48	83	3.8	...	7
33...	141	57	45	40	5	10	10	2	16	10500	5.6	41	65	4.0	1	3
34...	129	38	33	33	...	5	3	2	17	...	6.1	20	58	4.7	1	1
35...	133	43	40	40	...	3	3	14	...	6.6	29	82	4.3	...	2
37...	*159	54	49	47	2	3	3	2	10	...	5.9	43	64	4.4	...	3
41...	46	13	13	12	40	5.8	2	3
MC-13...	*4974	1765	1591	1395	196	142	123	18	1	32	372	11500	6.3	1332	61	4.2	68	114
1...	193	69	56	40	16	13	10	3	17	12000	6.8	48	62	3.9	3	3
2...	137	85	79	26	53	6	5	1	9	16000	5.9	73	51	2.1	3	4
3...	67	30	22	16	6	8	6	2	30	43	4.4	2	1
4...	142	70	70	56	14	12	...	5.0	56	69	3.3	...	5
5...	125	44	44	38	6	15	11000	7.0	28	68	4.3	...	2
6...	189	87	87	56	31	23	12500	6.3	62	58	2.9	4	5
7...	233	105	105	93	12	18	10500	7.6	84	69	4.0	16	4
8...	257	94	87	87	...	7	6	1	16	...	6.4	77	71	4.5	12	3
9...	140	53	43	35	8	10	9	1	9	13000	6.4	36	67	4.6	1	3
10...	47	16	5	5	...	11	9	1	1	...	4	10	57	5.1
11...	222	71	70	67	3	1	1	20	10000	6.0	49	80	4.6	2	3
12...	290	104	92	91	1	10	10	2	17	11000	5.6	79	55	3.7	6	16
13...	*96	34	31	27	4	3	2	1	7	...	7.7	26	59	3.7	...	2
14...	173	52	45	40	5	7	7	11	...	6.1	40	69	4.7	...	3
15...	235	64	55	50	5	9	7	2	15	...	6.3	48	51	4.9	8	6
16...	282	86	78	67	11	3	3	5	8	...	5.5	70	58	4.6	2	13
17...	176	69	67	66	1	2	2	21	13000	6.4	48	71	4.1	1	...
18...	245	80	77	72	5	3	3	16	8000	6.1	61	66	4.4	...	7
21...	169	47	36	36	...	9	8	1	...	2	14	7000	5.9	33	48	4.6	...	7
22...	107	35	25	25	...	4	4	14	8000	5.7	20	55	4.0	...	3
23...	209	66	66	66	6	10	...	6.3	56	68	4.9	2	5
24...	**160	41	41	39	2	6	...	6.0	35	67	4.5	...	2
25...	165	45	29	28	1	16	11	5	9	...	6.6	36	52	5.3	...	4
26...	161	57	45	45	...	12	12	15	...	6.3	40	61	5.0	...	1
27...	212	77	61	58	3	12	15	...	5.3	59	61	4.8	2	2
28...	37	10	9	9	...	1	1	5	11000	5.8	5	82	4.6	2	1
29...	58	21	20	20	1	14	12500	6.4	6	46	4.0
30...	213	83	83	74	9	9	...	6.0	71	58	4.3	...	5
31...	170	47	47	47	16	...	6.9	31	56	5.0	1	3
39...	64	23	16	16	...	3	3	4	7	...	7.0	15	56	4.3	1	1
MC-14...	*2279	722	499	464	35	202	181	20	1	21	150	10500	6.0	541	48	4.6	209	66
1...	18	7	7	3	4	7	37	3.6
2...	163	51	43	31	12	6	6	2	11	9500	7.5	36	50	4.3	21	5
3...	129	43	39	36	3	4	3	1	13	11000	5.9	30	91	4.1	26	1
4...	173	54	46	46	...	8	4	4	5	8000	5.4	47	48	5.3	10	2
5...	104	38	32	31	1	6	5	1	11	12000	5.9	25	57	4.6	10	1
6...	72	22	20	16	4	2	2	3	19	51	4.6	...	2
7...	87	32	29	28	1	3	3	8	8500	6.3	23	50	4.6	6	1
8...	*139	42	37	35	2	3	3	2	16	...	6.3	24	67	4.9	12	3
9...	177	45	21	24	23	1	11	8000	5.7	32	38	5.2	9	7
10...	122	35	9	9	...	26	18	7	1	...	6	6000	5.7	29	37	4.9	9	2
11...	194	56	40	39	1	10	10	6	18	9500	5.4	37	43	4.0	27	9
12...	132	39	20	20	...	19	19	6	...	7.0	29	46	4.3	5	8
13...	570	181	96	95	1	85	79	6	32	12000	5.8	138	40	4.9	63	20
14...	48	17	12	12	...	5	5	4	12	55	5.2	3	1
15...	139	57	45	39	6	1	1	11	6	...	5.8	50	40	3.8	8	3
16...	12	3
MC-15...	3034	1042	679	615	64	297	248	49	...	66	212	9000	5.6	784	47	4.3	348	122
2...	25	14	14	9	5	12	55	3.5
3...	260	93	44	34	10	46	32	14	...	3	9	...	6.1	81	39	4.4	21	12
4...	118	60	52	38	14	6												

Table 2.—CHARACTERISTICS OF HOUSING UNITS, BY BLOCKS: 1960—Con.

["Total population" contains no persons in group quarters unless preceded by asterisk; one asterisk (*) denotes less than 10 percent; two asterisks (**), 10 percent or more]

Blocks within census tracts	Total population	All housing units by condition and plumbing									Occupied housing units							
		Total	Sound			Deteriorating			Dilapidated	Owner occupied			Renter occupied			Occupied by non-white	1.01 or more persons per room	
			Total	With all plumbing facilities	Lacking some or all facilities	Total	With all plumbing facilities	Lacking some or all facilities		Total	Average value (dollars)	Average number of rooms	Total	Average contract rent (dollars)	Average number of rooms			
9...	73	33	17	11	6	10	5	5	...	6	6	...	5.0	24	33	4.3	5	2
10...	47	18	13	13	...	3	3	2	18	49	4.2	1	...
11...	289	94	57	54	3	32	20	12	...	5	33	10500	6.2	59	47	4.5	1	12
12...	207	73	41	41	...	26	23	3	...	6	29	12000	5.8	41	50	4.8	10	6
13...	237	87	39	39	...	47	45	2	...	12	5.2	71	64	4.4	19	6
14...	154	52	26	22	4	19	16	3	...	7	13	...	5.4	36	35	4.6	47	4
17...	162	53	32	30	2	19	17	2	...	2	5	...	4.4	42	39	4.5	26	10
18...	53	25	20	20	...	3	3	2	5	...	5.4	15	38	4.1	14	1
19...	134	42	6	6	...	25	24	1	...	11	8	...	6.3	32	39	4.6	24	4
20...	483	123	123	123	123	51	4.3	46	30
MC-16...	**5862	1748	1577	1486	91	152	133	19	...	19	337	23000	6.9	1375	91	3.9	68	60
1...	100	26	26	24	2	3	22	82	4.8	1	1
2...	98	22	17	17	...	5	5	1	21	128	6.5	2	2
4...	41	17	17	17	10	39000	9.0	7	138	4.7
5...	*99	29	29	29	14	29000	7.2	15	145	5.9	1	...
6...	101	32	32	31	1	17	38000	9.7	15	136	4.0
7...	28	9	9	9	5	...	10.2	4
8...	22	6	6	6	2	4
9...	**254	65	65	63	2	17	40000	9.7	47	103	4.9	1	2
10...	98	35	10	10	...	25	25	10	...	5.1	25	73	4.4	1	2
11...	158	61	24	24	...	27	25	2	...	10	14	...	6.8	45	81	4.1	3	1
12...	134	43	30	30	...	12	11	1	...	1	17	13000	6.6	24	74	5.3	1	1
13...	*137	47	13	5	8	30	22	8	...	4	11	...	6.5	36	75	3.7	3	1
14...	**205	75	66	62	4	8	3	5	...	1	10	...	7.3	65	101	3.6	3	3
15...	*273	93	93	92	1	29	12500	6.6	62	94	4.0	5	4
16...	213	58	58	58	18	12500	6.4	40	88	4.5	1	6
17...	275	87	86	86	...	1	1	30	14000	6.2	54	67	4.6	...	8
18...	58	22	21	21	...	1	1	6	...	5.0	15	53	5.0	2	1
19...	82	25	22	22	...	2	2	8	...	5.5	17	56	4.9	...	3
20...	*121	41	38	38	...	2	2	14	17000	6.0	25	68	4.6	2	1
21...	*101	39	31	29	2	8	8	6	...	5.0	33	97	4.3	6	1
22...	197	103	97	97	...	6	6	5	...	6.4	98	87	3.6	3	2
23...	**345	108	106	98	8	2	2	18	33000	8.4	85	102	3.6	3	1
24...	*245	120	115	97	18	5	2	3	19	18500	5.0	97	84	2.7	2	4
25...	**321	116	99	84	15	17	17	21	16000	6.6	93	85	3.4	15	4
26...	*342	162	160	153	7	1	1	11	24000	6.9	145	90	3.6	3	5
27...	**273	94	94	92	2	11	22000	7.7	79	95	4.0	3	3
28...	**617	200	200	187	13	10	31000	4.3	189	100	3.3	7	3
29...	**944	13	13	5	8	13	79	1.8	...	1
MC-17...	**6078	1950	1860	1720	140	89	84	5	...	1	219	18000	6.1	1689	82	3.2	48	62
1...	170	54	47	46	1	6	6	18	13000	5.6	35	69	4.5	1	4
2...	**398	3
3...	*242	87	86	59	27	1	...	1	27	16000	6.2	60	66	3.8	4	5
4...	381	175	175	151	24	26	16500	6.2	147	74	3.1	17	6
5...	164	54	39	38	1	15	14	1	13	...	5.3	41	56	4.4	1	6
6...	197	59	48	48	...	11	11	14	...	5.5	45	48	4.9	...	4
7...	478	166	143	142	1	23	23	39	11000	6.0	123	73	4.7	1	7
8...	29	11	9	9	...	2	2	2	9	75	4.0
10...	*525	237	237	190	47	26	14000	5.3	210	80	2.8	8	10
11...	**311	144	144	118	26	17	28000	8.5	127	87	3.1	7	2
12...	155	80	80	80	12	15500	7.8	68	76	2.9	...	1
14...	*161	80	80	72	8	5	...	5.0	72	99	3.9	2	...
15...	111	82	82	82	2	80	79	2.4	...	1
16...	*245	147	147	147	3	134	110	2.9	3	9
22...	**936	1
24...	**604	226	226	226	7	17500	7.3	219	95	3.0	3	2
25...	121	59	55	54	1	4	4	5	...	4.6	54	70	3.3	...	1
26...	194	136	114	114	...	22	22	2	123	90	2.5	...	3
27...	57	47	42	39	3	5	2	3	42	68	2.7
28...	**339	3
29...	**241	84	84	83	1	1	78	74	2.3	...	1
31...	19	15	15	15	15	78	2.5
MC-18...	*4914	2371	2208	1871	337	110	83	26	1	53	186	17500	6.3	2114	82	3.4	67	74
1...	196	88	82	69	13	6	3	3	19	25000	6.8	69	78	3.1	1	5
2...	128	63	63	60	3	2	61	82	3.7	...	3
3...	91	48	47	44	3	1	1	2	46	78	3.3
4...	49	20	20	20	7	...	5.4	13	93	5.6
5...	85	33	33	22	11	10	16000	7.1	23	101	2.9	...	1
6...	390	163	160	138	22	3	3	10	...	5.0	153	87	4.0	4	3
7...	130	64	55	47	8	9	3	6	13	14000	6.0	47	81	3.0	...	4
8...	98	53	53	34	19	6	19000	6.8	46	69	2.9	1	1
9...	358	163	163	129	34	15	22000	6.0	142	80	3.8	13	3
10...	*467	255	255	220	35	15	21000	7.3	230	92	3.0	8	2
11...	*294	135	133	119	14	2	1	1	12	17000	7.1	118	95	3.4	2	3
12...	*348	177	177	130	47	6	...	6.0	167	91	3.0	7	5
13...	*242	115	114	103	11	1	1	10	...	6.2	105	97	3.7	2	3
14...	306	172	170	120	50	2	2	11	21000	5.5	159	74	3.2	8	2
15...	**342	177	177	144	33	5	...	7.2	161	71	3.1	1	2
16...	*683	312	212	190	22	56	42	14	...	44	12	14000	6.3	285	77	3.5	7	21
17...	412	189	169	163	6	20	20	5	...	6.8	182	72	3.4	11	9
18...	134	70	55	49	6	10	7	2	1	5	8	6500	7.1	56	59	3.0	2	7
19...	*161	74	70	70	18	...	4.9	51	96	3.6

City Block Characteristics

Table 2.—CHARACTERISTICS OF HOUSING UNITS, BY BLOCKS: 1960—Con.

["Total population" contains no persons in group quarters unless preceded by asterisk; one asterisk (*) denotes less than 10 percent; two asterisks (**), 10 percent or more]

Blocks within census tracts	Total population	All housing units by condition and plumbing									Occupied housing units							
		Total	Sound			Deteriorating			Dilapidated	Owner occupied			Renter occupied			Occupied by non-white	1.01 or more persons per room	
			Total	With all plumbing facilities	Lacking some or all facilities	Total	With all plumbing facilities	Lacking some or all facilities		Total	Average value (dollars)	Average number of rooms	Total	Average contract rent (dollars)	Average number of rooms			
								With flush toilet										No flush toilet
MC-19...	**4198	610	343	308	35	222	211	11	...	45	95	12500	5.4	493	64	4.2	56	36
1...	257	109	38	20	18	61	57	4	...	10	13	...	5.8	92	70	3.8	2	2
2...	149	69	35	23	12	27	24	3	...	7	13	...	5.5	53	69	3.3	...	3
3...	*129	42	18	16	2	23	23	1	7	...	5.0	33	66	4.5	...	3
4...	**249	4
5...	**338	4
6...	**519	31	31	31	31	70	3.5	1	...
11...	61	28	28	28	3	25	84	4.0
12...	**1247	14	14	14	13	36	5.5
13...
14...
15...
18...	64	26	4	4	...	14	13	1	...	8	8	...	5.4	18	49	4.7
19...	**378	2
20...	80	27	8	8	...	12	12	7	10	...	5.6	16	62	4.9
21...	189	70	9	9	...	54	53	1	...	7	10	...	5.4	59	65	4.2	7	1
22...	307	111	103	102	1	8	6	2	17	...	5.2	86	57	4.3	29	13
23...	11	4
24...	41	11	6	6	...	5	5	11	65	5.6
25...	160	52	30	30	...	17	17	5	14	8000	5.6	37	44	4.4	17	5
27...
MC-20...	**4912	2004	1976	1946	30	25	20	5	...	3	179	28000	8.2	1779	105	3.7	14	26
1...	**119	42	42	42	9	25000	8.0	33	107	4.8	1	...
2...	**71	26	26	25	1	5	...	7.6	21	109	4.0	1	...
3...	89	25	25	25	13	24000	9.4	12	105	4.3	...	3
4...	114	69	69	69	6	34000	7.7	60	93	3.2	...	1
5...	169	64	64	64	11	32000	8.4	53	115	5.0	1	1
6...	156	71	71	71	9	26000	8.8	62	90	4.2
7...	51	21	21	21	5	...	7.2	16	106	4.7	1	...
8...	**228	98	95	93	2	3	17	13500	6.8	80	84	4.3	3	3
9...	323	187	187	187	10	...	6.6	176	86	3.3	1	...
10...	72	23	23	23	11	26000	10.0	11	141	7.5
11...	*215	104	104	104	8	37000	9.6	96	108	4.1	1	1
12...	**939	50	50	50	44	207	2.9	1	2
13...	**185	52	52	52	13	30000	9.2	37	92	4.4
14...	**511	212	190	185	5	22	17	5	25	26000	7.9	185	100	4.3	...	2
15...	221	127	127	127	6	...	6.7	121	88	3.1	...	2
16...	*267	143	141	141	...	2	2	4	139	100	3.2	...	4
17...	**621	342	341	321	20	1	1	10	36000	9.0	311	118	3.1	3	6
18...	267	174	174	172	2	7	40000	9.1	159	117	3.3	...	1
19...	120	85	85	85	85	125	3.8
20...
21...	7	4
23...	1
24...	*482	32	32	32	7	23000	7.7	25	71	5.2
25...	*113	1
26...	71	51	51	51	3	48	94	3.3	1	...
MC-21...	*3450	1569	1553	1477	76	16	15	1	296	27000	7.7	1185	115	3.8	21	32
1...	18	8	8	8	8	91	4.8
2...	227	135	135	135	13	37000	9.1	120	99	3.3	1	1
3...	**173	67	67	67	12	23000	6.8	55	98	4.0	3	...
4...	70	26	25	25	...	1	1	16	23000	7.4	10	79	4.5	4	...
5...	**315	153	153	153	16	30000	8.1	132	102	3.9	5	...
6...	308	183	183	158	25	13	39000	9.8	156	123	2.8	1	6
7...	97	57	57	57	1	54	80	3.2	...	4
8...	16	4
9...	**228	45	45	45	26	39000	10.3	17	119	6.7	1	2
10...	24	8	8	8	5	35000	9.6	2
11...	148	48	48	47	1	28	25000	7.5	18	89	4.4	1	3
12...	14	8	8	8	8	100	4.4
13...	234	82	82	82	25	17000	5.2	55	106	4.5	...	7
14...	41	13	13	13	9	33000	8.3	4	1	...
15...	**79	31	31	31	8	35000	10.1	22	104	4.5
16...	**89	21	21	19	2	12	38000	9.6	9	130	6.0
17...	69	24	24	24	10	24000	8.7	14	148	6.7
18...	**220	47	41	41	...	6	5	1	18	36000	8.2	26	110	4.7	1	1
19...	*194	96	95	94	1	1	1	2	90	107	4.1	2	1
20...	166	143	143	109	34	5	...	4.2	106	75	2.3	1	4
23...	29	23	23	11	12	1	21	54	2.0
24...	114	67	67	67	65	79	3.2
25...	*386	196	193	193	...	3	3	66	16000	6.2	121	163	4.5	...	1
26...	12	4
27...	46	21	21	21	20	92	4.2
28...	18	5	5	5	1	4
29...	115	54	49	48	1	5	5	6	33000	7.3	43	166	4.8
MC-22...	*4302	1321	1298	1288	10	21	18	3	...	2	715	34000	8.3	587	102	5.3	6	26
1...	25	5	5	5	3	2
2...	**144	36	36	36	33	40000	9.5	3
3...	159	46	46	46	28	39000	9.2	17	91	5.2	1	...
4...	107	42	42	40	2	21	35000	8.9	20	140	4.4
5...	21	7	7	7	4	3
6...	**42	11	11	11	10</							

Table 2.—CHARACTERISTICS OF HOUSING UNITS, BY BLOCKS: 1960—Con.

["Total population" contains no persons in group quarters unless preceded by asterisk: one asterisk (*) denotes less than 10 percent; two asterisks (**), 10 percent or more]

Blocks within census tracts	Total population	All housing units by condition and plumbing									Occupied housing units							
		Sound				Deteriorating				Dilapidated	Owner occupied			Renter occupied			Occupied by non-white	1.01 or more persons per room
		Total	With all plumbing facilities	Lacking some or all facilities	Total	With all plumbing facilities	Lacking some or all facilities		Total		Average value (dollars)	Average number of rooms	Total	Average contract rent (dollars)	Average number of rooms			
							With flush toilet	No flush toilet										
11...	116	31	31	31	17	...	8.0	14	77	5.9	1	1
12...	244	68	64	64	...	4	38	37000	9.3	30	97	5.6	1	2
13...	*256	85	80	78	2	5	5	39	23000	7.9	45	103	5.4	...	1
14...	359	129	122	120	2	7	4	3	47	27000	6.5	79	97	5.6	...	2
15...	165	59	59	59	28	...	6.6	31	94	5.8	...	1
16...	31	11	11	11	10	34000	9.9	1
17...	31	12	12	12	11	39000	10.2
18...	145	50	48	48	...	2	2	28	28000	7.3	21	100	6.1
19...	67	14	14	14	11	29000	7.7	3	2
20...	**66	19	19	19	18	32000	8.8	1
21...	8	3
22...	36	12	12	12	12	29000	8.8
23...	13	4
24...	16	5	5	5	5	32000	9.8
25...	233	82	82	81	1	51	32000	7.2	31	79	5.0
26...	120	53	53	53	8	25000	6.6	43	134	5.1	1	...
27...	*34	8	8	8	5	...	10.2	3
28...	51	15	15	15	10	40000	10.1	5	111	5.0
29...	57	24	24	24	14	37000	8.5	9	105	4.9
30...	103	39	39	38	1	19	36000	8.9	20	106	5.0	...	1
31...	46	12	12	12	11	40000	10.7	1
32...	116	40	40	39	1	26	40000	9.3	13	110	4.9
33...	220	76	72	72	...	2	2	2	21	18500	6.1	53	81	4.0	1	7
34...	20	7	7	7	4	3
35...	129	45	44	44	...	1	1	15	21000	6.3	30	82	3.9	...	1
36...	102	35	35	35	9	22000	7.8	24	83	3.5	...	3
37...	**214
40...	28	8	8	8	7	42000	11.0	1
41...	*76	23	23	23	18	39000	9.6	5	...	8.2
42...	27	8	8	8	8	42000	10.5
43...	52	17	17	17	11	38000	9.7	6	182	7.2
44...	40	13	13	13	11	27000	8.0	1
MC-23...	*3676	1022	992	987	5	25	22	3	...	5	406	20000	6.1	608	62	4.9	7	101
3...	**133	1
14...	51	13	13	13	5	...	6.6	8	52	5.6	...	1
15...	245	77	77	77	36	17000	6.6	41	75	5.2	1	1
16...	250	81	81	81	29	...	6.0	50	63	5.5	...	2
17...	128	44	44	44	16	...	6.2	28	76	5.4	...	1
19...	361	114	111	110	1	3	...	3	46	12000	5.9	68	59	4.8	...	7
20...	70	22	22	21	1	8	14000	5.3	14	56	4.1	...	1
21...	90	24	21	21	...	3	3	12	...	5.7	12	55	5.0	...	2
22...	153	43	42	42	...	1	1	17	...	6.4	25	56	5.0	...	4
23...	90	30	29	29	...	1	1	15	...	6.9	15	78	5.7
24...	124	35	33	33	...	2	2	21	21000	5.8	14	69	5.4	...	2
25...	148	45	42	42	3	23	13000	5.9	22	66	4.9	...	3
26...	252	79	77	74	3	1	1	1	43	15500	5.9	36	72	4.4	...	4
27...	15	7	7	7	6	...	7.7	1
28...	236	71	71	71	31	15000	5.8	39	60	4.6	...	3
29...	95	29	27	27	...	2	2	12	21000	5.6	17	60	4.5	...	9
30...	597	127	127	127	1	125	55	4.7	5	42
31...	112	28	28	28	13	15500	5.3	14	61	4.6	...	7
32...	120	37	28	28	...	9	9	17	...	5.1	20	59	4.7	...	4
34...	136	40	40	40	30	36000	6.6	10	62	5.1
36...	13	4
37...	257	71	67	67	...	3	3	1	21	14000	6.6	48	60	4.3	1	8
MC-24...	2692	797	789	784	5	8	8	311	14000	6.1	478	69	5.3	126	58
1...	117	35	35	35	15	...	5.9	19	69	5.7	...	3
2...	219	63	63	63	27	14000	6.5	36	74	5.2	...	5
3...	93	28	28	28	9	14500	6.1	17	61	4.9	5	2
4...	91	25	24	24	...	1	1	12	12000	6.6	12	56	5.8	...	3
5...	117	32	32	32	19	11500	7.1	13	71	5.7	1	2
6...	82	28	28	28	14	...	6.4	13	71	5.5	2	1
7...	56	20	20	20	10	...	6.3	10	60	5.4	18	2
8...	169	46	43	43	...	3	3	16	...	6.0	30	51	5.6	32	4
9...	132	44	44	44	17	...	5.7	27	58	5.4	37	1
10...	112	40	40	39	1	16	12000	6.0	23	111	4.6	15	2
11...	84	24	22	21	...	2	2	4	20	109	4.7	7	2
13...	324	85	85	85	33	12500	5.4	52	61	5.5	2	10
14...	100	30	28	28	...	2	2	12	...	6.0	18	68	5.2	...	2
15...	328	90	90	89	1	35	...	5.9	55	66	5.4	5	4
16...	268	80	80	78	2	26	...	6.4	54	62	5.0	2	7
17...	197	56	56	56	21	...	6.0	35	67	5.5	...	6
18...	126	42	42	42	18	16500	5.6	22	65	5.9	...	1
19...	77	29	29	29	7	...	6.0	22	80	5.2	...	1
MC-25...	*3227	1421	1391	1271	120	23	19	4	...	7	245	31000	7.9	1134	95	3.6	16	34
1...	82	39	39	39	1	38	81	3.6	2	1
2...	275	146	146	134	12	12	21000	7.2	131	89	3.3	1	1
3...	46	26	18	18	...	8	8	3	13	88	3.9
4...	36	15	5	5	...	4	1	3	...	6	4	10	32	4.6
5...	148	63	63	55	8	5	5	6	...	6.5	60	86	3.5	...	5
6...	*346	157	155	151	4	2	1	1	18	28000	7.8	135	100	3.5	2	3
7...	**179	91	91	58	33	2	86	81	3.6	...	2
8...	92	56	56	47	9	3	49	92	4.2

City Block Characteristics

Table 2.—CHARACTERISTICS OF HOUSING UNITS, BY BLOCKS: 1960—Con.

["Total population" contains no persons in group quarters unless preceded by asterisk; one asterisk (*) denotes less than 10 percent; two asterisks (**), 10 percent or more]

Blocks within census tracts	Total population	All housing units by condition and plumbing								Occupied housing units								
		Total	Sound			Deteriorating			Dilapidated	Owner occupied			Renter occupied			Occupied by non-white	1.01 or more persons per room	
			Total	With all plumbing facilities	Lacking some or all facilities	Total	With all plumbing facilities	Lacking some or all facilities		Total	Average value (dollars)	Average number of rooms	Total	Average contract rent (dollars)	Average number of rooms			
								With flush toilet										No flush toilet
9...	220	139	139	132	7	4	133	79	3.4	1	2
10...	**169	98	97	81	16	8	...	7.9	87	75	2.4	4	1
11...	227	109	109	89	20	24	30000	8.4	82	94	3.5	1	...
12...	**118	31	31	20	11	12	38000	9.6	19	72	2.7	...	1
13...	155	43	43	43	26	29000	8.9	17	119	4.6	...	2
14...	117	32	32	32	22	31000	8.8	10	124	4.4	...	1
15...	*75	24	24	24	11	30000	7.3	13	98	3.8
16...	201	63	62	62	24	29000	6.5	39	83	4.8	...	3
17...	*121	41	39	39	25	35000	7.6	16	94	5.1	2	2
19...	36	16	16	16	9	35000	10.6	6	115	3.3
20...	4	2
21...	57	21	21	21	11	29000	8.5	9	58	5.0	...	1
22...	176	64	63	63	13	...	6.2	47	73	4.6	...	5
23...	70	24	24	24	6	42000	9.5	18	163	4.7
24...	89	30	30	30	30	172	4.4	2	...
25...	188	86	86	86	85	160	3.9	1	4
MC-26...	*3747	1096	979	975	4	108	103	5	...	9	477	12500	5.8	605	65	4.9	187	100
1...	106	28	27	27	...	1	1	17	12000	5.7	10	57	5.3	1	5
4...	15	6	6	6	3	3
5...	72	22	20	20	...	2	2	8	...	6.1	14	61	5.1
6...	97	34	33	33	15	...	6.1	18	53	4.4	...	1
7...	259	82	73	73	...	9	9	31	12500	5.7	51	70	4.8	...	9
9...	65	22	22	21	1	9	12500	6.0	13	59	4.5	1	1
10...	28	12	11	11	...	1	1	5	...	5.8	6	63	5.2	...	1
11...	66	38	38	38	38	105	3.4
12...	207	62	61	60	1	1	...	1	27	11000	5.4	34	55	4.9	...	8
13...	69	20	14	14	...	4	2	2	...	2	9	...	6.7	11	50	5.0	1	3
14...	220	65	50	50	...	15	15	30	12500	6.1	34	69	5.4	2	2
15...	85	24	24	24	14	...	5.7	10	63	4.8	...	2
16...	104	29	21	21	...	6	6	12	...	5.8	14	61	4.9	3	5
17...	42	12	8	8	...	4	4	11	8000	5.6	1	1	...
18...	151	45	26	26	...	19	19	15	11500	5.6	30	49	4.6	...	6
19...	75	28	28	28	14	12000	5.6	13	74	5.2	11	...
20...	82	23	23	23	13	12500	6.3	10	67	5.6	20	2
21...	153	45	45	45	21	...	6.0	24	60	5.0	37	2
22...	114	42	42	42	18	...	5.7	24	56	5.1	33	...
23...	73	26	26	26	13	...	5.5	13	60	5.4	21	...
24...	59	19	19	19	10	...	5.7	9	58	5.2	15	1
25...	87	31	31	31	14	...	5.8	16	62	5.1	21	1
26...	89	28	28	28	14	12000	5.5	14	53	4.9	11	2
27...	33	14	14	14	10	12500	5.1	3	1
29...	42	13	11	11	...	2	2	9	14000	6.7	3
31...	4	2
34...	42	16	10	10	...	6	6	5	...	4.8	11	62	5.0
37...	60	16	16	16	11	16000	5.8	5	78	5.0	...	2
38...	125	33	32	32	...	1	1	22	13500	5.8	11	85	5.2	2	1
39...	682	161	142	141	1	19	17	2	36	12500	5.6	123	63	4.9	7	37
40...	12	4
41...	**429	94	73	72	1	17	17	57	15000	5.8	37	78	5.1	...	6
MC-27...	*3101	982	827	797	30	134	114	20	...	21	323	14500	6.6	631	66	4.5	109	80
1...	27	19	19	19	17	76	3.9
2...	37	10	10	10	4	6	69	3.8
3...	88	31	31	28	3	14	13000	6.7	17	79	4.9	1	2
4...	143	52	45	43	2	7	7	21	16000	7.2	31	58	4.4	1	2
5...	*63	16	13	13	...	3	3	11	12000	7.4	5	70	4.0	...	2
6...	*83	24	20	20	...	4	3	1	13	15000	6.8	11	126	5.5	...	1
7...	*172	48	39	35	4	9	1	8	23	14000	7.9	25	90	3.4	...	3
8...	65	23	16	16	...	7	2	5	8	...	8.8	15	69	3.8	...	2
9...	81	26	21	21	...	5	5	7	...	6.3	18	60	4.9	...	2
10...	57	18	10	10	...	8	7	1	3	15	55	3.8	...	2
11...	106	26	26	26	11	...	6.4	15	58	4.2	...	6
15...	*264	71	51	49	2	20	16	4	27	...	6.2	43	55	4.8	9	8
16...	60	18	12	12	...	6	6	7	...	5.6	11	69	4.9
17...	100	38	38	31	7	6	...	6.7	31	74	4.5	2	...
18...	116	31	29	29	...	2	2	8	...	5.4	22	53	4.8	...	10
19...	197	70	70	65	5	23	...	6.3	44	75	4.5	2	3
20...	104	30	30	30	11	...	6.4	18	74	4.8	3	5
21...	165	59	54	54	14	...	6.4	42	55	4.6	19	2
22...	108	39	34	33	1	5	5	17	...	6.2	17	70	4.8	14	2
23...	*107	32	24	24	...	8	8	9	...	6.4	23	78	4.9	2	2
24...	90	31	31	31	8	...	8.0	21	94	5.0	1	1
25...	*206	63	41	41	...	6	6	25	11500	6.2	33	61	3.7	22	7
26...	*240	63	52	52	...	11	11	23	11000	6.3	40	51	4.9	27	11
27...	21	8	8	8	4	4	...
28...	*401	136	103	97	6	33	32	1	26	...	6.0	107	61	4.5	2	7
MC-28...	*2679	865	797	753	44	67	56	11	...	1	275	14500	6.5	578	61	4.3	33	52
1...	104	53	52	52	...	1	1	6	...	6.5	46	56	3.0	3	1
2...	107	34	17	16	1	17	17	5	...	6.8	28	43	4.4	2	5
3...	63	18	17	16	1	1	1	10	10000	6.9	8	52	4.4	13	2
5...	*164	45	39	37	2	6	6	14	17000	8.0	30	64	4.9	...	3
6...	150	50	50	49	1	21	16500	7.0	28	69	4.8	...	4
7...	154	47	47	46	1	23	...	7.2	24	69	4.6	3	1
8...	*142	61	61	61	11	...	6.1	50	65	3.8	...	1

Table 2.—CHARACTERISTICS OF HOUSING UNITS, BY BLOCKS: 1960—Con.

["Total population" contains no persons in group quarters unless preceded by asterisk; one asterisk (*) denotes less than 10 percent; two asterisks (**), 10 percent or more]

Blocks within census tracts	Total population	All housing units by condition and plumbing									Occupied housing units							
		Total	Sound			Deteriorating			Dilapidated	Owner occupied			Renter occupied			Occupied by non-white	1.01 or more persons per room	
			Total	With all plumbing facilities	Lacking some or all facilities	Total	With all plumbing facilities	Lacking some or all facilities		Total	Average value (dollars)	Average number of rooms	Total	Average contract rent (dollars)	Average number of rooms			
							With flush toilet	No flush toilet										
9...	104	33	33	33	14	15000	7.4	18	73	4.8	...	2
12...	147	45	45	45	2	21	11500	6.4	24	47	3.8	...	2
13...	**225	58	57	57	...	1	1	24	13500	6.7	34	61	4.5	3	1
14...	333	108	99	98	1	9	1	8	36	13000	5.9	69	64	4.5	2	5
15...	310	102	89	72	17	12	11	1	...	1	29	13000	6.5	72	56	4.0	3	7
16...	212	62	59	51	8	3	3	16	...	6.1	46	64	4.6	1	8
17...	141	47	41	40	1	6	6	14	...	5.4	31	57	4.9	...	5
18...	1	1	5
20...	*322	101	91	82	9	10	9	1	31	12500	5.8	69	66	4.8	1	5
MC-29...	*4571	1243	1177	1116	61	52	38	14	...	14	430	10500	5.8	795	56	4.5	21	209
1...	36	22	16	6	10	5	4	1	...	1	7	10500	6.1	15	46	1.8	...	2
2...	74	23	23	22	1	16	9500	5.9	7	43	3.7	1	1
3...	15	4
15...	137	40	36	35	1	4	1	3	15
16...	54	12	12	12	10	10500	5.9	24	44	4.4	...	4
17...	97	26	26	26	10	12000	6.2	2	2	5
18...	168	48	48	45	3	17	12000	5.6	9	69	5.4	...	2
19...	105	31	31	31	22	12000	5.6	26	56	5.0	...	7
20...	122	35	33	31	2	2	2	11	12000	5.8	20	48	5.0	...	2
21...	73	25	25	23	2	12	...	5.3	22	55	4.5	...	7
22...	105	39	37	32	5	2	2	18	11000	5.4	10	48	4.3	...	1
23...	284	88	66	64	2	21	15	6	18	7000	5.3	20	57	3.6	...	2
26...	325	87	82	79	3	5	5	1	55	9000	5.9	32	50	4.4	...	3
27...	222	67	67	59	8	28	13000	5.8	59	57	4.5	1	16
28...	269	72	72	66	6	41	10500	5.8	26	44	4.5	...	4
29...	185	58	58	46	12	31	10000	5.7	40	54	5.2	...	9
30...	1565	358	348	346	2	6	2	4	...	4	24	8500	5.4	33	45	4.8	...	4
31...	214	61	61	61	33	12000	5.9	321	61	4.4	16	119
32...	*63	10	10	10	4	12000	5.8	37	58	4.9	...	4
33...	122	30	30	30	26	...	5.8	4
34...	29	7	7	7	15	12000	6.3	14	66	4.1	...	5
35...	20	4	5	...	5.8	2	1
36...	287	96	82	78	4	6	6	8	23	13000	5.9	69	50	4.3	1	10
MC-30...	*3044	887	780	766	14	94	88	6	...	13	401	13000	6.2	475	59	4.9	27	53
1...	**50	15	12	12	...	3	3	10	...	7.0	5	73	4.8
2...	**55	12	12	12	7	...	8.0	4
3...	**78	19	19	19	10	...	6.9	9	70	4.6
4...	99	29	28	25	3	1	1	15	...	6.1	14	66	4.8
5...	100	35	31	28	3	4	4	11	...	5.5	23	63	4.7
6...	128	37	37	37	14	...	7.2	23	63	4.7	2	1
7...	39	9	9	9	7	11500	8.4	2	56	5.0
8...	**127	37	37	37	15	17000	7.8	22	1
9...	3	1
11...	113	35	21	18	3	13	12	1	...	1	12	...	5.3	22	48	4.6	3	2
12...	184	51	28	27	1	18	17	1	...	5	19	...	5.8	31	49	5.2	3	4
13...	37	10	10	10	4	6	53	5.7	...	1
14...	150	42	34	34	...	8	6	2	12	...	6.1	30	50	4.9	...	3
15...	14	4
16...	242	66	48	46	2	14	12	2	...	4	24	11500	5.9	41	47	4.8	3	5
17...	163	46	27	27	...	17	17	2	25	7500	6.5	21	48	4.5	15	5
18...	**93	14	8	8	...	5	5	1	4	10	45	5.1	...	3
19...	84	28	28	28	13	...	5.8	15	67	5.3	...	1
20...	134	41	41	41	22	...	5.9	19	66	5.3	...	2
22...	33	10	8	8	...	2	2	4	6	57	4.5	...	1
23...	57	19	19	19	11	...	6.4	8	60	3.5
24...	206	67	66	66	...	1	1	33	13000	6.1	32	66	5.1	...	6
25...	45	17	17	17	7	...	5.9	10	71	5.6	...	1
26...	258	82	78	76	2	4	4	39	13500	6.0	41	61	4.6	...	4
27...	193	55	53	53	...	2	2	25	11500	5.6	30	62	5.0	1	5
28...	163	51	49	49	...	2	2	22	...	5.8	28	63	5.0	...	4
29...	42	12	12	12	8	...	6.1	4	2
30...	154	43	43	43	25	14500	6.0	17	69	5.5	...	2

U.S. CENSUS OF HOUSING: 1960

Series HC(3)-184

CITY BLOCKS

Fall River, Mass.

Prepared under the supervision of
WAYNE F. DAUGHERTY, Chief
Housing Division


U.S. DEPARTMENT OF COMMERCE

Luther H. Hodges, Secretary

BUREAU OF THE CENSUS

Richard M. Scammon, Director (From May 1, 1961)

Robert W. Burgess, Director (To March 3, 1961)





BUREAU OF THE CENSUS

RICHARD M. SCAMMON, *Director* (From May 1, 1961)

ROBERT W. BURGESS, *Director* (To March 3, 1961)

A. ROSS ECKLER, *Deputy Director*

HOWARD C. GRIEVES, *Assistant Director*

CONRAD TAEUBER, *Assistant Director*

MORRIS H. HANSEN, *Assistant Director for Statistical Standards*

CHARLES B. LAWRENCE, JR., *Assistant Director for Operations*

WALTER L. KEHRES, *Assistant Director for Administration*

CALVERT L. DEDRICK, *Chief, International Statistical Programs Office*

A. W. VON STRUVE, *Acting Public Information Officer*

Housing Division—

WAYNE F. DAUGHERTY, *Chief*

DANIEL B. RATHBUN, *Assistant Chief*

BEULAH WASHBAUGH, *Special Assistant*

MILTON D. LIEBERMAN, *Chief, Coordination and Research*

Decennial Operations Division—GLEN S. TAYLOR, *Chief*

Electronic Systems Division—ROBERT F. DRURY, *Chief*

Field Division—JEFFERSON D. McPIKE, *Chief*

Geography Division—WILLIAM T. FAY, *Chief*

Population Division—HOWARD G. BRUNSMAN, *Chief*

Statistical Methods Division—JOSEPH STEINBERG, *Chief*

Library of Congress Card Number: A61-9347

SUGGESTED CITATION

U.S. Bureau of the Census. *U.S. Census of Housing: 1960. Vol. III, City Blocks.*

Series HC(3), No. 184.

U.S. Government Printing Office, Washington, D.C., 1961.

For sale by the Superintendent of Documents, U.S. Government Printing Office, Washington 25, D.C.
or any of the Field Offices of the Department of Commerce—Price 25 cents.

Table 1.—CHARACTERISTICS OF HOUSING UNITS, FOR THE CITY: 1960

Subject	Number	Percent	Subject	Number	Percent
All housing units.....	34,362	100.0	Occupied housing units—Con.		
CONDITION AND PLUMBING			COLOR		
Sound.....	28,359	82.5	White.....	32,379	99.5
With all plumbing facilities.....	21,303	62.0	Nonwhite.....	168	0.5
Lacking some or all facilities.....	7,056	20.5	PERSONS PER ROOM		
Deteriorating.....	5,124	14.9	1.00 or less.....	30,323	93.2
With all plumbing facilities.....	2,046	6.0	1.01 or more.....	2,224	6.8
Lacking some or all facilities.....	3,078	9.0	AVERAGE NUMBER OF ROOMS		
With flush toilet.....	3,024	8.8	Owner occupied.....	6.0	...
No flush toilet.....	54	0.2	Renter occupied.....	4.6	...
Dilapidated.....	879	2.6	VALUE AND RENT		
Occupied housing units.....	32,547	100.0	Average value.....dollars.....	11,600	...
TENURE			Average contract rent.....dollars.....	37	...
Owner occupied.....	9,898	30.4			
Renter occupied.....	22,649	69.6			

NOTE.—On the map for Fall River approximately 1,330 blocks are identified.

Table 2.—CHARACTERISTICS OF HOUSING UNITS, BY BLOCKS: 1960

["Total population" contains no persons in group quarters unless preceded by asterisk; one asterisk (*) denotes less than 10 percent; two asterisks (**), 10 percent or more]

Blocks within census tracts	Total population	All housing units by condition and plumbing									Occupied housing units							
		Total	Sound			Deteriorating			Dilapidated	Owner occupied			Renter occupied			Occupied by non-white	1.01 or more persons per room	
			Total	With all plumbing facilities	Lacking some or all facilities	Total	With all plumbing facilities	Lacking some or all facilities		Total	Average value (dollars)	Average number of rooms	Total	Average contract rent (dollars)	Average number of rooms			
1.....	4820	1597	1278	1067	211	278	85	177	16	41	675	8500	5.7	745	44	4.7	4	133
1.....	128	45	29	25	4	16	5	11	14	...	5.6	31	36	4.6	...	2
2.....	232	83	59	36	23	24	10	13	1	...	26	7500	5.4	53	33	4.3	1	6
3.....	191	63	61	51	10	2	...	2	32	10000	5.0	28	39	5.6	...	2
4.....	237	81	81	69	12	44	9500	5.8	36	35	5.0	...	3
5.....	76	24	24	22	2	12	9000	6.6	12	37	5.3
6.....	67	24	24	15	9	10	...	5.6	13	37	4.5	...	2
7.....	189	68	68	51	17	34	8500	5.9	32	37	4.6	1	4
8.....	82	26	25	20	5	11	7500	5.7	15	34	5.2	...	1
9.....	320	77	66	62	4	11	7	...	5.0	68	71	4.4	...	24
10.....	89	19	19	19	5	7500	6.2	14	54	5.0	...	6
11.....	28	9	9	9	6	...	5.2	3
12.....	142	36	36	35	1	11	12500	5.2	25	57	4.3	...	11
13.....	46	12	12	12	9	14000	7.1	3	1
14.....	74	24	24	24	12	11500	5.9	12	37	5.6
15.....	113	25	25	25	2	23	58	4.3	...	10
16.....	367	90	90	90	15	7500	5.1	75	57	4.3	...	16
17.....	44	20	19	8	11	1	1	1	5	...	5.4	14	38	3.8	...	1
19.....	132	35	35	33	2	23	12000	5.7	12	36	4.7	...	3
20.....	128	44	44	35	9	19	10000	5.3	25	30	4.4	...	1
21.....	51	15	15	12	3	9	...	5.7	6	29	5.5	...	1
22.....	40	15	13	5	8	2	2	9	...	5.4	6	24	4.8	...	1
23.....	30	11	11	7	4	8	9500	5.5	3
24.....	114	25	22	17	5	3	1	2	22	6000	6.6	3	4
25.....	72	24	23	22	1	2	1	...	10	9000	5.5	14	51	4.5	...	1
26.....	70	14	12	10	2	2	2	10	8000	6.6	4	1	2
27.....	96	30	29	19	10	1	1	12	10500	5.5	18	40	5.1	...	1
28.....	19	8	8	6	2	6	...	5.2	2
29.....	15	6	5	3	2	1	1	5	...	5.0	1
30.....	85	22	22	19	3	16	8500	6.1	6	32	5.3	...	1
31.....	56	22	22	18	4	7	...	5.6	14	48	4.2	...	1
32.....	4	1
33.....	45	13	11	11	...	2	...	2	7	...	6.4	6	23	4.5	...	1
34.....	10
35.....	11
36.....	16	5	2	2	3	2	3
37.....	113	41	30	27	3	6	2	4	...	5	20	9000	6.1	19	34	4.7	...	1
38.....	82	26	22	19	3	4	4	5	14	8000	6.9	12	54	4.1
39.....	109	38	29	27	2	9	4	5	18	...	5.4	20	43	5.1
40.....	107	33	24	21	3	9	5	4	19	7500	5.7	14	38	4.6	...	2
41.....	4	2
42.....	40	10	1	1	...	4	7	5	4	6	32	5.8
43.....	116	33	23	21	2	7	2	2	...	1	23	9000	6.1	9	35	4.8	...	4
44.....	45	10	4	4	...	6	4	2	4	6	37	5.8	...	1
45.....	149	40	30	30	...	10	7	3	17	10000	5.9	23	43	5.1	...	1
46.....	126	43	39	28	11	4	1	3	22	10000	5.8	19	37	4.9	...	1
48.....	11	1
49.....	2	1
50.....	6	4
51.....	20	5	3	1	2	2	1	...	1	...	3	2	2
54.....	7	3
55.....	15	6	5	3	2	1	1	4	2

Table 2.—CHARACTERISTICS OF HOUSING UNITS, BY BLOCKS: 1960—Con.

["Total population" contains no persons in group quarters unless preceded by asterisk; one asterisk (*) denotes less than 10 percent; two asterisks (**), 10 percent or more]

Blocks within census tracts	Total population	All housing units by condition and plumbing									Occupied housing units							
		Total	Sound			Deteriorating			Dilapidated	Owner occupied			Renter occupied			Occupied by non-white	1.01 or more persons per room	
			Total	With all plumbing facilities	Lacking some or all facilities	Total	With all plumbing facilities	Lacking some or all facilities		Total	Average value (dollars)	Average number of rooms	Total	Average contract rent (dollars)	Average number of rooms			
																		With flush toilet
61...	33	12	12	9	3	6	...	5.0	6	20	4.2	...	1	
62...	21	5	5	5	4	1	1	
63...	28	11	8	8	...	3	3	3	7	43	4.7	...	1	
64...	53	14	14	14	7	7500	6.3	7	38	5.4	...	1	
65...	95	35	35	35	14	...	5.6	20	35	4.8	
66...	74	24	15	14	1	9	6	3	...	11	...	5.9	10	34	4.8	
67...	22	5	5	5	5	6500	6.0	
68...	33	9	9	4	5	6	...	6.0	2	
69...	14	4	
70...	19	10	8	8	...	2	2	5	...	7.0	4	
71...	6	2	
72...	191	64	60	55	5	4	3	1	...	15	...	6.2	47	48	4.7	...	4	
73...	26	8	8	3	5	5	5	35	5.4	...	1	
74...	77	24	24	9	15	6	...	5.7	17	29	4.7	...	2	
75...	103	28	26	14	12	2	...	2	...	8	...	5.3	20	24	4.5	...	5	
76...	10	3	
78...	18	10	6	2	4	3	...	3	...	5	5500	6.4	2	
79...	2	1	
83...	5	3	
84...	2	1	
3.....	*3683	1146	905	840	65	190	119	70	1	51	435	9500	5.5	673	38	4.4	14	106
1...	1127	354	354	354	1	347	40	4.0	13	64
3...	17	6	1	1	5	5000	5.0	
4...	131	40	29	27	2	6	6	29	9000	5.4	7	...	6.6	...	3	
5...	115	32	19	18	1	8	6	2	...	18	9500	5.9	13	37	5.5	...	3	
6...	122	47	41	30	11	5	4	1	...	21	11500	5.3	26	39	4.8	
7...	112	29	22	22	...	5	5	2	19	11000	5.2	10	59	4.7	...	5
8...	47	11	10	10	...	1	...	1	...	10	10000	5.1	1	1	
9...	**69	6	1	1	...	4	3	1	...	3	3	
10...	3	
11...	29	9	7	7	...	2	2	7	10000	4.9	2	
12...	103	35	20	19	1	13	5	8	...	20	11000	5.3	13	24	4.3	...	2	
13...	81	24	24	24	19	13500	5.1	5	...	3.8	1	2	
14...	27	10	7	7	...	1	1	2	6	5.7	4	
15...	24	9	6	6	...	1	6	...	6.2	4	
16...	92	34	15	15	...	16	6	10	...	3	11	5.5	22	41	4.9	...	1	
17...	43	15	4	4	...	10	9	1	...	6	...	5.3	9	47	5.0	
18...	48	16	9	9	...	1	...	1	...	6	...	4.9	9	37	4.8	...	1	
20...	49	16	6	6	...	10	8	2	...	7	...	5.9	9	25	4.6	
21...	54	16	15	15	...	1	1	13	10000	6.2	3	
22...	110	29	14	13	1	14	12	2	...	1	24	10500	5.9	3	2	
23...	30	9	6	5	1	2	...	2	...	6	...	4.8	3	1	
24...	94	24	13	8	5	4	3	1	...	7	11	7500	6.5	13	39	4.9	...	3
25...	16	6	4	4	...	2	5	...	6.0	1	1	
26...	18	5	3	2	1	2	2	5	6000	4.8	1	
27...	29	12	8	5	3	...	4	5	4.8	5	...	5.8	
28...	29	11	10	7	3	1	1	8	7000	5.5	2	
29...	50	16	10	8	2	5	5	1	10	7000	5.4	6	29	5.5	...	1
30...	96	27	27	25	2	15	8500	5.5	12	36	5.2	...	2	
31...	60	18	14	14	...	3	3	12	8000	5.0	6	40	4.7	...	1	
32...	7	3	
33...	38	12	12	12	8	8500	4.9	4	
34...	74	24	24	23	1	12	...	5.0	11	33	4.9	
35...	80	24	16	13	3	8	4	4	...	7	...	4.9	16	34	4.7	...	3	
36...	47	14	8	7	1	6	3	3	...	4	10	34	4.3	...	2	
37...	48	15	15	11	4	9	9000	6.2	6	27	4.3	
38...	14	4	
40...	80	22	13	13	2	9	6	2	1	17	8000	6.5	5	38	4.6	
41...	12	12	8	6	2	4	...	4	...	4	
42...	30	8	6	5	1	2	2	6	4500	4.8	2	2	
44...	268	90	58	45	13	31	10	21	...	1	34	9500	5.9	51	33	5.1	...	4
45...	5	2	5	7	26	4.6	...	1
46...	42	12	12	9	3	
47...	13	4	5	3	
48...	26	8	7	7	...	1	...	1	6.4	3	
49...	74	25	23	16	7	2	2	6	...	6.3	16	36	4.9	
4.....	3572	1185	954	745	209	157	117	40	...	74	419	9500	5.6	739	35	4.7	13	72
2...	107	37	3	2	1	20	10	10	...	14	9	8000	6.3	28	30	4.0	...	2
3...	69	29	11	8	3	7	3	4	...	3	24	36	4.2	...	1	
4...	128	49	49	36	13	13	...	4.5	36	33	4.6	...	1	
5...	275	85	85	61	24	26	7000	5.5	58	32	4.5	...	9	
6...	159	47	47	37	10	16	6500	5.3	29	36	4.9	...	4	
7...	188	69	37	21	16	26	10	16	...	6	17	4500	5.4	51	31	4.5	...	6
8...	61	23	23	18	5	10	...	5.0	11	30	4.5	...	3	
9...	126	39	39	32	7	11	6000	5.6	27	35	5.2	
10...	83	31	31	25	6	14	8000	6.6	13	32	4.9	
11...	73	23	23	19	4	9	9000	6.6	12	30	5.1	...	3	
12...	62	20	20	14	6	11	9500	5.6	9	33	4.6	
13...	75	22	22	19	3	7	7000	5.9	14	39	5.3	...	2	
15...	10	4	
16...	48	16	9	9	...	6	6	1	3	...	11	44	4.5	...	1	
17...	52	16	10	10	...	6	6	10	8000	5.3	5	31	4.2	...	1	
18...	32	13	9	9	...	4	4	7	...	5.0	6	42	4.8	
19...	44	15	6	6	...	9	9	8	...	4.8	7	53	4.1	
20...	31	11	10	10	...	1	1	7	...	5.6	4	

City Block Characteristics

Table 2.—CHARACTERISTICS OF HOUSING UNITS, BY BLOCKS: 1960—Con.

["Total population" contains no persons in group quarters unless preceded by asterisk; one asterisk (*) denotes less than 10 percent; two asterisks (**), 10 percent or more]

Blocks within census tracts	Total population	All housing units by condition and plumbing								Occupied housing units								
		Sound				Deteriorating				Owner occupied			Renter occupied					
		Total	Total	With all plumbing facilities	Lacking some or all facilities	Total	With all plumbing facilities	Lacking some or all facilities	Dilapidated	Total	Average value (dollars)	Average number of rooms	Total	Average contract rent (dollars)	Average number of rooms	Occupied by non-white	f.01 or more persons per room	
21...	22	8	8	8	5	...	5.2	3	
22...	26	13	2	2	...	11	9	2	...	5	...	4.8	8	29	4.4	
23...	54	13	5	4	1	7	7	4	8	38	6.0	...	2	
24...	122	42	3	3	...	17	17	...	22	12	6500	6.5	30	42	4.9	
25...	70	19	4	3	1	3	2	1	...	2	17	51	5.7	...	1	
26...	345	125	125	89	36	38	10000	5.5	86	33	4.5	...	6	
27...	94	28	10	10	...	16	16	2	...	5.2	17	61	5.4	...	2	
28...	24	5	4	4	...	1	...	1	...	4	1	1	
29...	3	1	
30...	76	19	7	7	...	7	7	5	9500	6.0	3	2	
31...	55	16	15	15	...	1	...	1	...	11	9000	5.5	5	...	4.2	...	2	
32...	101	30	30	21	9	19	10500	5.6	11	39	5.7	...	2	
33...	2	1	
34...	288	98	92	67	25	6	3	3	...	24	13000	5.8	73	30	4.8	...	6	
35...	202	66	65	51	14	1	...	1	...	19	10000	5.5	43	33	4.5	4	8	
36...	69	25	25	15	10	7	13500	5.9	18	32	5.2	...	1	
37...	115	36	36	31	5	11	12500	5.6	25	36	4.4	...	4	
38...	98	34	34	28	6	14	...	5.4	20	36	5.0	...	1	
39...	116	30	24	22	2	6	5	1	...	16	10500	6.6	13	62	5.7	...	1	
40...	67	27	26	24	2	1	1	15	8500	6.2	12	40	5.0	
5.....	*6625	2310	1861	1577	284	394	293	101	...	55	585	10500	6.1	1597	43	4.7	4	95
1...	315	119	119	105	14	20	13000	5.9	94	48	4.3	1	4	
2...	**109	13	11	10	1	2	2	4	9	50	5.9	
3...	182	65	60	55	5	5	4	1	...	19	...	6.4	45	50	5.0	
4...	47	23	20	19	1	3	...	3	...	1	20	42	3.9	...	2	
5...	**39	3	
6...	279	130	90	49	1	80	78	2	...	18	12500	6.2	98	59	4.1	...	5	
7...	**177	52	26	24	2	26	23	3	...	15	...	5.9	37	39	5.0	...	5	
8...	192	71	29	28	1	42	41	1	...	20	10000	6.1	50	45	4.6	1	1	
9...	146	47	42	40	2	5	5	24	10000	6.2	21	48	5.5	
10...	193	61	46	45	1	15	14	1	...	23	8000	6.0	38	38	5.2	...	1	
11...	235	71	51	41	10	16	13	3	...	21	7000	6.4	46	38	5.3	...	4	
12...	256	80	47	33	14	29	23	6	...	27	7500	6.1	50	31	4.9	...	5	
13...	50	17	14	9	5	3	...	3	...	3	13	28	4.6	
14...	10	28	7	3	4	21	2	
15...	1	8	8	...	8	...	1	
16...	84	32	16	15	1	12	6	6	...	4	12500	5.9	11	29	4.8	...	1	
19...	210	73	60	56	4	8	6	2	...	5	...	6.3	49	45	5.1	...	2	
20...	37	16	14	10	4	2	2	6	...	6.7	9	96	4.7	
21...	*342	116	91	86	5	25	18	7	...	27	...	5.6	86	45	4.7	...	6	
22...	306	122	110	95	15	12	12	28	...	6.3	85	49	4.5	...	4	
23...	**131	18	9	7	2	9	...	9	...	1	12	40	4.8	...	1	
24...	239	81	77	27	50	4	4	4	67	34	4.2	1	11	
25...	358	116	116	111	5	25	17000	6.3	89	46	5.2	...	4	
26...	190	67	67	57	10	14	...	5.2	52	34	4.2	...	5	
27...	208	72	72	69	3	18	...	5.8	54	42	5.0	...	2	
28...	116	44	43	42	1	1	1	9	...	6.8	34	52	5.1	
29...	*148	50	50	49	1	13	...	6.8	37	47	5.0	
30...	130	52	52	42	10	14	...	6.4	37	47	4.9	...	2	
31...	107	36	36	32	4	5	...	7.4	31	38	5.0	...	1	
32...	49	18	18	18	8	...	6.3	10	37	5.1	...	4	
33...	97	33	33	33	18	6	...	5.3	27	32	4.3	...	2	
34...	286	99	92	78	14	7	5	2	...	28	...	5.8	69	58	4.9	
35...	129	47	47	42	5	15	10500	6.0	32	40	5.0	...	1	
36...	64	24	23	21	2	1	1	10	...	6.0	13	44	5.6	
37...	34	12	10	10	...	2	2	7	9500	6.4	5	55	4.0	
38...	28	10	9	6	3	1	1	6	...	5.8	3	
39...	3	3	
40...	39	11	4	4	...	7	3	4	...	4	7	30	4.6	...	1	
41...	33	13	3	2	1	4	...	4	...	4	9	21	3.8	...	2	
43...	22	7	7	7	3	4	
44...	39	15	15	14	1	4	11	41	4.9	
45...	69	24	22	21	1	2	2	6	...	5.8	18	50	5.1	...	2	
46...	126	49	49	36	13	12	...	6.3	34	40	4.9	...	1	
47...	75	27	27	23	4	5	...	8.6	21	49	4.7	
48...	197	64	52	39	13	12	2	10	...	11	...	5.9	52	37	4.9	...	4	
49...	87	49	32	14	18	10	...	10	...	7	36	28	4.3	
51...	98	34	17	11	6	13	8	5	...	4	9500	6.6	23	31	4.3	...	2	
52...	64	18	12	12	...	6	1	5	...	9	8000	6.0	9	35	5.1	...	2	
53...	134	35	23	16	7	12	9	3	...	13	9000	6.5	22	31	5.0	...	3	
54...	115	35	25	23	2	10	7	3	...	20	11500	5.4	14	32	5.1	...	3	
6.....	*5450	1880	1628	1238	390	231	109	122	...	21	548	9000	5.7	1277	34	4.6	3	111
1...	241	87	50	36	14	30	19	11	...	7	25	7000	5.1	59	26	4.3	...	6
2...	42	13	13	13	5	...	5.0	8	33	4.6	...	1	
3...	35	10	10	10	4	6	28	6.2	...	7	
4...	426	150	99	75	24	47	21	26	...	24	7000	6.0	120	29	4.5	
5...	128	47	47	33	14	9	...	5.6	34	33	5.0	...	1	
6...	136	52	37	24	13	15	5	10	...	10	...	5.8	40	34	3.8	...	7	
7...	269	91	78	48	30	13	10	3	...	16	...	5.8	74	35	4.6	3	11	
9...	74	29	28	21	7	7	...	4.7	20	32	4.4	
10...	64	26	12	9	3	14	2	12	...	4	21	27	3.5	...	4	
11...	113	39	32	18	14	7	...	7	...	9	...	4.8	27	33	4.3	...	5	
12...	49	15	15	11	4	6	...	6.2	9	25	5.1	...	2	
13...	79	33	33	15	18	6	...	5.0	24	30	4.0	...	2	

Table 2.—CHARACTERISTICS OF HOUSING UNITS, BY BLOCKS: 1960—Con.

["Total population" contains no persons in group quarters unless preceded by asterisk; one asterisk (*) denotes less than 10 percent; two asterisks (**), 10 percent or more]

Blocks within census tracts	Total population	All housing units by condition and plumbing									Occupied housing units								
		Sound					Deteriorating				Dilapidated	Owner occupied			Renter occupied			Occupied by non-white	1.01 or more persons per room
		Total	With all plumbing facilities	Lacking some or all facilities	Total	With all plumbing facilities	Lacking some or all facilities		Total	Average value (dollars)		Average number of rooms	Total	Average contract rent (dollars)	Average number of rooms				
							With flush toilet	No flush toilet											
14...	194	69	66	35	31	3	...	3	1	64	28	3.7	...	12	
15...	49	19	19	11	8	7	...	5.6	12	31	4.7	
16...	112	38	37	34	3	1	...	1	13	...	5.4	24	37	5.0	...	1	
17...	58	20	20	11	9	9	10000	5.9	11	27	4.5	
18...	*69	19	19	18	1	4	15	38	4.5	...	2	
19...	83	29	29	22	7	13	13500	5.4	15	36	5.4	
20...	56	22	19	18	1	3	...	3	11	11500	5.5	11	43	4.5	
21...	67	24	24	18	6	10	...	5.6	13	34	4.8	...	2	
22...	52	15	15	14	1	10	10000	7.2	5	45	5.4	...	2	
23...	142	47	25	22	3	17	...	8	12	8500	6.3	33	34	4.9	
24...	244	76	73	57	16	3	...	2	16	...	5.5	59	35	4.7	...	7	
25...	151	58	55	43	12	3	...	3	20	...	6.1	36	42	4.8	...	3	
26...	19	9	9	9	3	6	42	5.5	
27...	137	49	49	45	4	16	...	5.3	31	38	5.1	...	2	
28...	183	56	56	51	5	14	...	5.9	40	39	5.2	...	1	
29...	110	38	38	37	1	14	...	5.4	24	39	4.8	
30...	207	64	62	48	14	2	...	1	13	...	6.0	51	35	4.7	...	4	
31...	195	65	51	39	12	14	...	5	9	...	5.4	55	36	5.2	
32...	77	29	23	19	4	3	...	1	12	8500	5.7	14	45	4.3	...	1	
33...	94	29	17	13	4	12	...	6	13	...	6.2	15	30	4.3	...	5	
34...	71	25	25	19	6	12	10000	5.8	12	29	4.8	...	1	
35...	144	48	46	31	15	2	...	2	11	...	5.5	37	34	4.2	...	1	
36...	120	42	35	24	11	7	...	5	14	...	5.1	28	29	4.3	...	2	
37...	137	49	26	19	7	23	...	11	11	...	5.1	36	28	4.3	...	3	
38...	44	15	15	11	4	6	...	5.7	9	33	5.0	
39...	25	12	12	8	4	4	7	36	4.4	
40...	9	2	
42...	54	16	16	15	1	4	12	41	4.8	...	1	
43...	71	24	24	19	5	11	...	5.5	13	28	4.5	...	1	
44...	40	13	13	8	5	4	8	30	4.8	...	1	
45...	172	69	64	50	14	5	...	3	23	9000	5.8	44	34	4.6	...	1	
46...	102	31	31	22	9	14	12500	5.9	17	32	4.8	...	2	
47...	74	23	19	17	2	4	...	3	10	10000	6.1	13	42	5.4	
48...	39	17	17	16	1	6	...	5.2	11	39	5.3	...	1	
49...	50	16	16	15	1	8	...	5.6	8	42	4.8	
50...	53	16	16	16	8	...	6.4	8	45	6.3	
51...	92	33	32	24	8	1	...	1	13	8000	5.0	20	41	4.7	...	3	
52...	19	7	7	4	3	5	...	4.4	2	1	
53...	27	8	8	8	6	12000	5.2	2	
54...	89	25	24	21	3	19	8000	6.3	5	42	5.4	...	3	
55...	38	11	9	7	2	2	...	1	9	8000	6.0	2	
56...	25	11	11	5	6	3	7	33	5.0	
71...	*3316	1014	909	726	183	98	...	69	28	466	36	5.0	...	58	
1...	50	14	13	9	4	1	7	6500	5.4	7	45	5.0	...	2	
2...	91	27	27	23	4	16	6500	6.5	11	34	5.5	
3...	51	14	14	14	8	...	5.4	6	30	5.2	
4...	131	42	42	21	21	14	7500	5.6	27	27	4.7	...	2	
5...	124	38	38	30	8	10	...	6.0	28	39	4.9	...	3	
6...	80	22	22	21	1	8	...	6.3	14	38	4.5	...	2	
7...	22	7	3	3	1	3	...	3	2	5	32	5.0	
8...	116	37	33	30	3	4	...	1	19	10000	5.5	18	36	5.4	...	4	
9...	164	49	47	39	8	2	...	2	19	9500	5.8	30	39	5.5	...	2	
10...	327	108	50	44	6	53	...	38	15	66	39	5.0	...	4	
11...	159	54	40	36	4	14	...	11	3	38	38	5.1	...	3	
12...	104	28	27	26	1	1	...	1	19	11500	6.4	9	51	5.6	...	2	
13...	45	14	14	11	3	11	8000	6.0	3	1	
14...	11	6	6	4	2	4	1	
15...	15	6	6	5	1	6	7500	5.8	
16...	43	11	11	7	4	9	6500	6.1	2	2	
17...	57	14	14	10	4	13	6000	6.4	1	2	
18...	89	26	26	19	7	10	...	5.8	16	28	5.4	
19...	51	16	16	13	3	9	8000	5.7	7	37	4.6	...	1	
20...	58	18	18	10	8	13	6000	5.9	5	34	3.6	
21...	51	16	14	10	4	2	...	1	9	5500	5.1	6	30	4.0	...	4	
22...	92	30	29	29	21	8500	5.5	9	37	4.6	
23...	57	18	11	11	11	10000	5.0	7	42	4.4	...	2	
24...	109	35	32	30	2	3	...	3	19	8000	6.0	15	40	4.9	...	1	
25...	56	17	17	14	3	15	10500	5.7	1	2	
26...	25	9	9	8	1	6	7000	5.5	1	
27...	58	18	18	14	4	11	9000	6.0	7	32	5.1	...	1	
28...	97	25	25	25	17	9500	6.1	8	34	5.1	...	1	
29...	63	22	22	22	10	11000	5.2	11	40	4.6	...	1	
30...	**86	20	20	19	1	14	11500	6.4	6	36	5.0	...	2	
31...	24	4	8	
32...	35	10	10	5	5	8	...	5.5	2	
33...	45	10	10	7	3	7	6500	6.0	3	3	
34...	37	7	7	7	7	8500	6.6	
35...	24	8	8	8	5	...	5.4	3	
36...	76	22	22	16	6	8	...	5.0	14	39	4.6	...	1	
37...	32	9	9	9	7	...	5.9	2	1	
38...	36	11	10	6	4	6	12000	5.5	4	1	
39...	10	3	3	2	1	2	...	1	3	2	
40...	11	3	
41...	69	20	...	13	7	12	9000	5.8	7	35	4.9	
42...	141	48	46	30	16	2	...	2	19	...	5.5	28	31	4.8	...	2	

City Block Characteristics

Table 2.—CHARACTERISTICS OF HOUSING UNITS, BY BLOCKS: 1960—Con.

["Total population" contains no persons in group quarters unless preceded by asterisk; one asterisk (*) denotes less than 10 percent; two asterisks (**), 10 percent or more]

Blocks within census tracts	Total population	All housing units by condition and plumbing									Occupied housing units								
		Total	Sound			Deteriorating			Dilapidated	Owner occupied			Renter occupied			Occupied by non-white	1.01 or more persons per room		
			Total	With all plumbing facilities	Lacking some or all facilities	Total	With all plumbing facilities	Lacking some or all facilities		Total	Average value (dollars)	Average number of rooms	Total	Average contract rent (dollars)	Average number of rooms				
43...	14	4
44...	52	19	13	10000	5.9
45...	34	14	7	...	4.1
46...	99	29	16	8000	5.8
47...	20	8	6	7000	5.2
48...	66	22	11	...	5.5
8.....	*#012	1355	949	573	376	330	137	179	14	76	265	7500	5.5	949	35	4.6	154
1....	10	3
2....	**#24	6	6	6	1	...	5	34	5.4
10...	217	85	39	23	16	46	16	30	10	...	5.3	66	40	4.4	9
11...	236	91	57	35	22	31	17	13	1	3	10	...	4.9	75	31	4.3	6
12...	244	85	23	18	5	48	24	24	14	...	5.2	66	31	4.0	14
13...	174	64	49	39	10	10	9	1	5	...	4.7	45	33	4.5	3
14...	56	12	12	4	8	12	28	4.4	6
15...	215	90	83	22	61	7	6	1	86	23	4.7	2
16...	195	62	16	22	...	12	8	4	34	...	6.1	43	31	4.9	10
17...	197	72	46	39	7	18	13	5	8	...	5.0	51	29	4.5	4
18...	134	47	43	8	35	4	...	4	2	40	26	4.6	5
20...	83	33	33	18	15	2	29	26	4.2	6
21...	37	13	13	5	8	2	9	31	4.4	2
22...	192	74	58	30	28	16	...	16	10	6000	5.5	50	25	4.7	7
25...	591	140	134	111	23	6	6	5	...	5.2	132	57	4.6	44
28...	75	27	10	5	5	17	4	13	4	18	50	3.8	5
29...	57	17	12	2	10	5	...	5	2	13	33	5.1	1
30...	47	13	10	2	8	3	...	3	2	11	28	5.2	2
31...	52	16	7	1	6	9	3	6	2	12	19	4.6	3
32...	74	23	7	6	1	15	4	11	1	16	25	4.9	3
33...	12	3
34...	21	3
35...	44	18	15	9	6	3	2	1	7	...	5.4	11	64	4.7
36...	42	16	16	12	4	5.9	7	24	5.4
37...	72	20	20	14	6	13	7500	5.9	6	32	5.3	1
38...	77	30	12	7	5	18	2	16	5	...	4.2	23	24	4.0	2
53...	99	26	23	15	8	3	3	12	5500	6.0	14	29	5.0	5
54...	69	25	13	2	11	12	...	12	6	...	4.8	16	78	5.3	1
55...	79	25	18	9	9	5	4	1	10	8500	5.8	15	21	4.2	2
56...	56	18	16	11	5	2	2	3	15	35	5.0
57...	6	1
58...	13	4
59...	25	7	7	5	2	4	3
60...	3	2
61...	56	16	14	12	2	2	2	9	7500	5.3	7	38	5.6	1
62...	75	22	20	15	5	2	2	11	7000	6.6	11	33	4.7	1
64...	55	17	11	11	...	6	3	3	7	...	6.3	8	34	4.6	2
65...	48	14	14	13	1	4	10	38	6.1
66...	19	4
67...	9	3
68...	24	7	6	2	4	1	...	1	4	3	1
69...	8	2
70...	33	14	12	8	4	1	...	1	9	6500	5.4	4
71...	35	10	10	7	3	1
72...	6	1	6	...	5.8	4
73...	2	1
79...	7	2
80...	7	3
81...	8	12	5	...	5	3	...	3	2
82...	...	6	1	...	1	4	4	1
86...	23	6	5	2	3	4	1	1
87...	5	9	6	2	4	3	4
88...	24	7	6	4	2	1	...	1	2
90...	17	14	11	3	8	3	3	...	4	7500	6.3	7
95...	4	7	7	1	3	1
101...	19	7	7	5	2	4	3
9.....	*#8056	3176	2174	1337	837	887	244	643	...	115	419	10000	5.7	2547	35	4.3	3	...	178
1....	71	33	10	10	...	17	6	11	...	6	5	...	6.6	26	36	3.7
2....	48	22	4	3	1	17	3	12	...	1	3	18	27	3.6	2
3....	137	91	59	34	25	29	15	14	...	3	9	...	5.9	72	48	2.6	1	...	3
4....	*#115	71	40	10	30	31	6	25	...	4	4	64	45	1.9	3
6....	76	37	6	27	4	23	...	4	34	29	3.9	3
7....	94	42	10	7	3	32	9	23	...	5	5.8	36	27	3.5	3
8....	113	49	11	8	3	38	11	27	...	6	5.8	43	27	3.5	4
9....	117	43	4	3	1	19	5	14	...	20	6	...	6.7	35	28	4.3	1	...	5
10...	94	46	15	3	12	29	5	24	...	2	3	40	25	3.9	3
11...	82	42	12	3	9	27	5	22	...	3	2	35	25	3.9	3
12...	93	55	37	12	25	18	4	14	4	47	29	3.2	1
13...	40	24	16	5	11	8	2	6	2	19	29	3.4	1
14...	66	39	27	9	18	12	3	9	2	33	29	3.2	1
15...	52	25	9	2	7	15	2	13	...	1	1	22	25	4.0	2
16...	70	36	12	3	9	22	4	18	...	2	30	25	3.9	2
17...	111	54	18	4	14	33	6	27	...	3	3	48	25	3.8	4
18...	99	48	16	4	12	29	5	24	...	3	3	43	25	3.8	2
19...	76	39	13	3	10	24	4	20	...	2	2	33	22	3.8	1
20...	16	9	1	6	22	3.0	1
21...	257	109	90	46	44	14	...	14	...	5	17	6000	6.8	84	24	4.0	8

Table 2.—CHARACTERISTICS OF HOUSING UNITS, BY BLOCKS, 1960—Con.

["Total population" contains no persons in group quarters unless preceded by asterisk; one asterisk (*) denotes less than 10 percent; two asterisks (**), 10 percent or more]

Blocks within census tracts	Total population	All housing units by condition and plumbing									Occupied housing units								
		Sound					Deteriorating				Dilapidated	Owner occupied			Renter occupied			Occupied by non-white	1.01 or more persons per room
		Total	With all plumbing facilities	Lacking some or all facilities	Total	With all plumbing facilities	Lacking some or all facilities		Total	Average value (dollars)		Average number of rooms	Total	Average contract rent (dollars)	Average number of rooms				
							With flush toilet	No flush toilet											
22...	76	28	18	9	9	10	...	10	3	25	26	4.2	...	4	
23...	263	120	70	26	44	46	13	33	...	4	7	...	4.7	108	23	4.1	...	4	
24...	116	48	48	28	20	2	43	32	4.5	1	2	
25...	101	38	36	27	9	2	2	8	7000	6.0	29	38	5.0	...	2	
26...	171	56	54	40	14	2	1	1	15	10500	6.0	38	42	5.2	...	2	
27...	*130	45	34	29	5	11	6	5	5	14000	5.4	39	51	4.5	...	1	
28...	144	57	57	55	2	11	14000	6.4	45	53	4.3	...	1	
30...	158	60	52	25	27	8	1	7	14	...	5.8	43	35	5.1	...	4	
31...	216	74	60	18	42	14	1	13	13	10000	5.6	60	29	4.7	...	4	
32...	140	40	24	6	18	16	1	15	4	35	39	5.4	...	4	
33...	263	74	61	16	45	13	2	11	6	...	6.7	68	44	5.2	...	7	
34...	153	50	36	14	22	14	7	7	3	46	34	5.4	...	3	
35...	142	44	34	21	13	10	5	5	13	...	4.7	29	32	5.3	...	3	
36...	164	48	38	30	8	10	9	1	15	...	5.3	32	27	4.9	...	2	
37...	119	38	30	21	9	8	8	7	...	4.9	30	29	4.8	...	3	
38...	136	56	16	9	7	22	8	14	2	35	29	4.5	...	7	
39...	147	54	30	26	4	24	15	9	7	...	5.4	43	55	4.5	...	4	
42...	162	56	44	25	19	6	1	5	11	...	5.1	43	42	4.2	...	4	
43...	175	61	42	26	16	19	2	17	7	...	4.9	49	46	4.4	...	5	
44...	132	58	18	8	10	25	6	19	3	38	38	5.2	...	4	
45...	140	50	36	23	13	14	5	9	7	...	4.6	37	32	4.4	...	5	
46...	179	58	45	25	20	13	1	12	7	...	5.4	29	50	4.4	...	5	
47...	68	31	11	7	4	14	7	7	3	23	27	4.3	...	2	
48...	154	57	12	10	2	36	8	28	4	47	28	4.4	...	7	
49...	181	69	68	47	21	1	...	1	12	...	5.8	55	42	4.7	...	2	
50...	138	48	38	20	18	10	2	8	8	...	5.8	39	32	5.3	...	2	
51...	82	28	27	18	9	1	...	1	6	...	4.8	22	31	5.0	...	2	
53...	254	85	74	66	8	11	9	2	18	...	6.4	63	48	4.8	...	5	
54...	**131	7	7	3	4	6	36	5.0	
55...	158	65	65	49	16	12	...	6.2	47	42	4.6	...	1	
56...	156	61	59	52	7	2	1	1	19	...	5.9	38	42	5.1	...	2	
57...	292	120	117	110	7	3	3	27	...	5.5	86	47	4.8	...	3	
58...	**307	102	83	19	17	...	6.3	80	47	4.1	...	5	
59...	164	57	56	37	19	1	...	1	10	10000	6.3	43	43	4.7	...	4	
60...	261	90	89	63	26	1	1	13	12000	5.8	75	41	4.2	...	7	
61...	184	95	77	48	29	16	6	10	11	...	5.2	75	25	4.3	...	3	
62...	183	81	57	36	21	24	4	20	8	...	5.1	69	24	4.1	...	2	
63...	89	53	14	6	8	39	8	31	1	46	29	3.8	...	1	
10.....	2721	938	729	359	370	156	37	117	2	53	111	10000	5.9	780	34	4.6	1	74	
1.....	8	3	
14.....	89	32	23	22	1	7	3	4	4	28	40	4.4	...	2	
15.....	95	24	23	15	8	1	...	1	2	21	28	5.3	1	3	
16.....	174	69	31	8	23	30	2	26	2	8	6	...	5.5	56	31	4.4	...	3	
17.....	57	23	13	3	10	10	2	8	2	19	22	4.3	...	2	
18.....	176	55	36	21	15	10	1	9	10	...	6.4	44	27	5.0	...	5	
19.....	28	15	2	...	2	9	...	9	1	9	23	3.1	...	3	
20.....	125	36	22	22	...	14	11	3	5	...	5.6	31	32	5.4	...	2	
21.....	33	8	8	3	5	8	6000	7.0	1	
22...	173	58	39	18	21	19	2	17	5	...	5.4	47	29	4.8	...	5	
23...	227	78	41	9	32	22	4	18	4	69	21	4.8	...	7	
24...	185	66	64	30	34	1	...	1	9	9500	5.2	50	39	4.8	...	4	
25...	107	38	38	8	30	3	35	42	4.5	...	3	
26...	183	68	68	36	32	9	11000	4.9	53	30	4.6	...	6	
27...	109	36	35	27	8	1	...	1	5	11500	4.8	31	37	4.7	...	3	
28...	60	19	19	9	10	2	16	35	4.7	...	2	
29...	172	58	50	32	18	10	11000	6.1	47	46	4.3	...	6	
30...	106	41	41	15	26	5	12500	6.0	35	31	3.8	...	3	
31...	143	54	54	18	36	8	10500	5.4	46	36	4.1	...	4	
32...	131	50	44	19	25	6	...	6	6	...	5.5	43	24	4.7	...	3	
33...	213	71	45	18	27	23	11	12	5	...	7.8	63	25	4.5	...	7	
34...	127	36	33	26	7	3	1	2	1	35	30	5.4	
11.....	*529	378	315	118	197	52	6	46	14	...	5.6	340	41	2.1	11	11	
1.....	73	49	49	36	13	4	44	51	2.6	
2.....	19	12	9	2	7	3	...	3	1	8	45	4.0	...	1	
4.....	34	29	29	2	27	1	28	28	1.1	
6.....	32	25	22	15	7	3	3	2	17	52	3.4	
7.....	26	16	16	9	7	4	12	54	3.5	...	1	
8.....	16	10	10	10	1	8	51	2.1	2	1	
11.....	4	4	
20.....	70	65	22	...	22	43	3	40	64	31	1.3	2	...	
21.....	44	40	40	6	34	1	39	33	1.3	1	...	
25...	34	19	19	12	7	19	39	2.6	1	1	
26...	**17	8	8	8	95	1.0	
28...	144	89	75	15	60	3	...	3	11	77	45	2.3	1	7	
29...	16	12	12	3	9	12	31	3.6	
12.....	*4240	1547	935	546	389	503	132	369	2	109	177	9500	5.5	1249	31	4.5	54	131	
1.....	98	33	14	9	5	19	3	16	5	...	5.4	26	31	4.3	1	3	
2.....	97	34	15	13	2	19	16	3	5	...	5.4	27	33	4.9	...	1	
3.....	89	26	24	14	10	2	1	1	4	22	36	4.6	...	2	
5.....	78	32	32	12	20	4	28	28	4.5	
6.....	108	53	20	8	12	33	1	32	3	46	23	3.4	1	1	
9.....	98	27	27	20	7	10	8500	7.0	17	35	4.2	...	6	
7.....	127	45	41	29	12	4	1	3	7	...	5.0	38	37	4.3	...	2	

Table 2.—CHARACTERISTICS OF HOUSING UNITS, BY BLOCKS: 1960—Con.

["Total population" contains no persons in group quarters unless preceded by asterisk; one asterisk (*) denotes less than 10 percent; two asterisks (**), 10 percent or more]

Blocks within census tracts	Total population	All housing units by condition and plumbing									Occupied housing units							
		Total	Sound			Deteriorating			Dilapidated	Owner occupied			Renter occupied			Occupied by non-white	1.01 or more persons per room	
			Total	With all plumbing facilities	Lacking some or all facilities	Total	With all plumbing facilities	Lacking some or all facilities		Total	Average value (dollars)	Average number of rooms	Total	Average contract rent (dollars)	Average number of rooms			
8...	112	39	36	27	9	3	3	6	...	5.0	32	31	4.3	...	6	
9...	67	23	15	7	8	8	3	5	...	5	6000	5.0	17	24	4.4	...	2	
10...	190	60	41	26	15	19	4	15	...	8	6000	5.4	49	36	4.7	1	9	
11...	228	72	32	7	25	40	4	36	...	5	...	5.2	60	29	4.3	1	10	
12...	395	147	87	40	47	60	14	46	...	14	...	5.5	120	29	4.4	...	15	
13...	322	129	81	31	50	44	12	32	...	4	17	4.8	99	23	4.2	4	9	
14...	*278	104	44	23	21	60	19	41	...	7	...	6.4	91	27	4.2	...	9	
15...	414	133	121	75	46	12	10	2	...	18	6500	5.4	110	33	5.1	...	11	
16...	18	8	8	5	3	3	5	50	4.2	
17...	*201	78	48	27	21	30	...	30	...	8	...	5.4	63	28	4.0	...	8	
18...	43	32	10	1	9	20	1	17	2	2	18	27	3.6	3	1	
19...	102	42	16	3	13	26	5	21	...	1	36	26	4.2	4	5	
20...	73	39	12	5	7	17	2	15	...	10	34	29	4.2	4	2	
21...	**79	39	10	10	...	17	6	11	...	12	5	5.0	29	30	3.7	4	1	
22...	**101	28	15	12	3	9	9	4	21	42	4.4	4	3	
23...	**80	23	15	15	8	1	...	20	54	4.1	4	3	
24...	40	38	21	1	20	...	17	2	...	30	21	4.8	13	4	
25...	102	19	8	...	8	...	11	14	22	4.8	6	2	
26...	123	46	9	6	3	4	...	4	...	33	3	...	35	25	4.8	7	7	
27...	23	5	5	4	1	5	42	5.6	...	1	
28...	21	12	1	1	...	10	7	3	...	1	2	...	9	25	4.1	
29...	23	10	5	...	5	1	1	4	9	24	4.9	...	1	
32...	15	4	
33...	86	25	22	20	2	3	2	1	...	5	...	6.0	20	41	5.5	1	1	
34...	79	28	25	21	4	3	3	4	23	36	4.7	...	2	
35...	130	45	39	28	11	6	...	6	...	7	...	5.3	36	42	5.3	...	2	
36...	119	40	40	30	10	7	...	6.1	33	43	5.2	
37...	79	28	25	17	8	3	4	...	22	57	5.0	...	2	
39...	2	1	
13.....	*7307	2371	1798	1355	443	450	161	287	2	123	402	8500	5.7	1846	34	4.6	9	205
1...	34	11	11	11	5	...	5.4	6	42	5.2	
2...	381	105	104	104	...	1	1	7	8000	5.6	98	41	4.5	1	20	
3...	703	183	178	178	...	4	4	10	10500	4.5	171	43	4.6	...	37	
4...	87	23	13	9	4	3	3	7	4	...	19	30	4.1	3	3	
10...	311	117	43	28	15	22	20	2	...	52	17	5.8	88	29	4.1	...	14	
11...	199	68	19	15	4	41	1	40	...	8	...	5.2	52	28	3.9	...	9	
12...	8	4	
13...	134	42	41	35	6	1	1	20	6500	5.9	20	37	5.7	...	2	
14...	69	18	12	12	...	6	4	2	...	5	...	6.4	13	40	5.0	
15...	18	8	8	8	6	...	6.3	2	
16...	50	19	19	11	8	9	...	5.8	12	28	4.7	...	1	
17...	79	31	30	27	3	1	...	1	...	14	8000	6.3	15	36	5.2	
18...	25	10	5	4	1	5	2	3	...	3	6	28	5.0	
20...	87	28	28	26	2	13	...	5.8	15	43	5.2	...	1	
21...	32	9	9	9	7	...	6.3	2	
22...	150	57	32	29	3	18	9	9	...	16	...	5.6	34	34	4.9	...	3	
23...	105	39	22	17	5	17	5	12	...	6	...	6.0	31	30	4.8	...	1	
24...	127	42	11	11	...	17	11	6	...	14	2	...	40	26	4.2	...	6	
25...	43	18	18	12	6	3	13	30	4.3	...	1	
26...	14	4	
27...	170	49	15	12	3	22	17	5	...	12	9	5.0	37	32	4.9	...	10	
28...	131	53	21	9	12	20	10	10	...	12	14	5.7	37	26	3.9	...	3	
29...	304	108	54	47	7	49	13	36	...	5	19	5.6	78	33	4.6	...	8	
30...	101	42	34	24	10	8	3	5	...	8	...	5.6	30	34	4.3	...	3	
31...	170	52	49	49	3	8	...	5.8	40	42	5.2	...	3	
32...	127	43	43	36	7	11	...	5.4	31	33	4.6	...	3	
33...	232	84	81	50	31	3	...	3	...	18	9000	5.4	60	34	4.7	...	9	
34...	310	126	37	28	9	89	20	67	2	17	...	4.8	98	29	4.3	...	3	
35...	172	62	7	6	1	52	20	32	...	10	...	5.7	49	27	4.5	...	3	
36...	21	9	5	4	1	4	3	1	8	30	4.1	
37...	76	29	22	13	9	5	...	5	...	2	2	...	23	29	5.1	...	2	
38...	21	8	6	3	3	2	...	2	6	29	5.3	...	1	
39...	84	27	27	24	3	27	37	4.9	...	2	
40...	229	82	73	47	26	9	3	6	...	5	...	5.8	71	32	4.6	...	11	
41...	200	72	63	29	34	9	...	9	...	13	...	4.9	54	27	4.3	...	7	
42...	175	51	47	38	9	4	2	2	...	47	...	5.5	33	37	5.0	...	3	
43...	171	58	58	45	13	9	...	5.6	49	35	4.7	1	3	
44...	256	74	68	24	44	6	...	6	...	12	...	5.3	56	33	5.1	1	10	
45...	336	120	107	77	30	13	...	13	...	18	...	6.1	94	35	4.8	2	7	
46...	366	128	124	102	22	4	4	20	9000	5.9	107	37	4.7	1	9	
47...	**277	
48...	187	75	65	25	40	10	3	7	...	4	67	32	4.7	...	3	
49...	**38	
50...	247	104	104	60	44	11	...	5.9	91	32	4.7	
51...	86	28	28	19	9	9	...	6.4	18	34	4.8	...	2	
52...	164	51	48	32	16	3	...	3	...	8	...	7.1	42	35	5.2	...	2	
14.....	4126	1430	1064	460	604	326	64	262	...	40	190	9000	5.6	1118	29	4.7	7	138
1...	84	20	20	16	4	6	...	6.7	13	34	4.9	...	4	
2...	178	60	56	32	24	4	...	4	...	5	...	5.4	51	34	4.3	...	8	
3...	233	75	70	27	43	5	...	5	...	5	...	5.8	66	28	4.6	...	8	
4...	112	42	26	13	13	16	3	13	...	4	30	26	4.6	...	3	
5...	71	38	13	9	4	25	...	25	...	4	20	33	4.0	...	3	
6...	130	47	42	16	26	5	...	5	...	1	43	26	4.9	3	3	
7...	43	11	11	11	1	10	32	5.0	...	2	
8...	368	126	71	41	30	55	16	39	...	18	8000	5.8	102	29	4.7	1	9	

Table 2.—CHARACTERISTICS OF HOUSING UNITS, BY BLOCKS: 1960—Con.

["Total population" contains no persons in group quarters unless preceded by asterisk; one asterisk (*) denotes less than 10 percent; two asterisks (**), 10 percent or more]

Blocks within census tracts	Total population	All housing units by condition and plumbing								Occupied housing units								
		Sound			Deteriorating			Dilapidated	Owner occupied			Renter occupied			Occupied by non-white	1.01 or more persons per room		
		Total	With all plumbing facilities	Lacking some or all facilities	Total	With all plumbing facilities	Lacking some or all facilities		Total	Average value (dollars)	Average number of rooms	Total	Average contract rent (dollars)	Average number of rooms				
							With flush toilet										No flush toilet	
9...	399	145	139	40	99	6	2	4	...	19	...	5.4	119	28	4.2	...	11	
10...	327	112	70	18	52	28	8	20	...	12	...	4.5	88	23	4.7	3	16	
11...	107	32	26	17	9	6	3	3	...	9	5500	5.1	22	29	5.4	...	2	
12...	67	28	15	9	6	13	6	7	...	7	...	6.3	19	56	4.9	...	1	
13...	177	61	28	18	10	33	3	30	...	5	...	5.0	50	31	4.9	...	3	
14...	229	82	28	14	14	50	8	42	...	4	...	7.2	60	36	4.4	...	13	
15...	248	89	59	31	28	24	6	18	...	6	...	4.9	78	29	4.7	...	8	
16...	209	84	58	21	37	23	2	21	...	7	...	5.0	57	36	4.9	...	5	
17...	175	58	42	20	22	11	...	11	...	8	...	5.9	46	26	4.8	...	6	
18...	256	87	58	19	39	21	7	14	...	8	6500	6.1	73	25	5.0	...	5	
19...	198	73	72	32	40	1	...	1	...	16	...	5.3	55	31	4.4	...	4	
20...	85	29	29	12	17	8	...	5.6	21	25	5.0	...	1	
21...	321	95	95	25	70	20	12500	5.6	70	25	4.7	...	18	
22...	90	29	29	15	14	8	...	5.5	20	26	4.9	...	4	
23...	22	7	7	4	3	2	5	26	4.6	...	1	
15.....	3336	1132	1029	800	229	85	43	42	...	18	325	10000	5.8	765	36	4.8	1	65
1...	91	27	23	19	4	4	4	11	...	6.0	16	40	6.2	...	2	
2...	173	64	48	41	7	16	10	6	...	24	8000	5.7	38	39	4.7	...	2	
3...	220	83	55	37	18	28	15	13	...	16	9000	6.4	65	38	4.6	...	3	
4...	231	88	78	70	8	10	3	7	...	19	9000	6.8	68	38	5.1	...	1	
5...	59	21	21	14	7	4	17	39	4.6	...	2	
6...	209	69	55	35	20	14	9	5	...	15	...	5.9	53	34	5.0	...	5	
7...	142	59	59	39	20	10	...	6.6	45	32	4.4	...	2	
8...	360	121	118	92	26	3	...	3	...	33	8500	5.3	83	35	4.3	...	10	
9...	87	25	25	25	9	...	5.6	16	39	4.5	...	2	
10...	52	14	14	14	8	...	5.4	6	36	5.7	...	2	
11...	108	30	30	26	4	11	...	5.6	19	42	5.2	...	3	
12...	198	83	83	58	25	13	...	5.6	64	36	4.5	...	2	
13...	198	67	67	55	12	25	9000	5.6	41	39	4.7	...	3	
14...	123	41	27	16	11	5	...	6.2	28	36	5.3	...	4	
15...	221	64	63	35	28	1	...	1	...	10	...	5.3	52	30	4.9	1	6	
16...	122	37	25	20	5	...	2	10	10500	6.0	22	32	5.2	...	7	
17...	52	19	19	16	3	...	9	7	...	9	...	5.3	9	41	4.3	
18...	54	21	21	17	4	8	12500	5.5	12	38	4.7	
19...	65	21	21	15	6	11	11500	5.9	10	36	5.3	
20...	22	9	9	6	3	4	5	31	5.2	
21...	71	21	21	18	3	6	...	5.0	15	32	4.3	...	2	
22...	146	41	41	38	3	20	9500	6.3	20	32	5.6	...	3	
23...	69	22	22	20	2	7	...	6.0	15	35	4.9	...	1	
24...	5	
25...	24	13	12	9	3	1	3	52	3.8	
26...	15	6	6	5	1	1	5	47	4.4	
27...	30	9	9	8	1	5	...	5.0	3	
28...	32	7	7	6	1	4	3	1	
29...	46	13	13	13	4	9	36	6.3	
30...	
31...	22	9	9	9	1	8	42	4.3	
32...	41	13	13	12	1	11	13500	5.7	2	
33...	50	13	13	12	1	7	...	6.1	6	48	4.5	...	2	
16.....	*2734	855	849	754	95	5	3	2	...	1	421	10000	5.8	426	42	4.9	...	54
5...	165	48	48	48	31	13000	6.1	15	66	4.7	...	6	
6...	50	11	11	11	8	12500	6.3	3	1	
8...	210	76	76	76	43	10000	5.8	32	44	5.2	...	2	
9...	68	24	24	20	4	9	...	5.8	15	39	4.8	...	1	
10...	*145	45	45	39	6	21	8000	5.8	24	37	5.4	...	3	
11...	174	49	49	30	19	16	...	6.5	32	44	5.7	...	2	
12...	72	23	22	16	6	...	1	7	...	5.7	16	39	4.8	...	2	
13...	25	8	8	6	2	2	6	39	4.5	...	1	
14...	25	8	7	4	3	...	1	3	5	...	4.6	...	1	
15...	9	4	
16...	41	12	12	12	7	...	4.7	5	39	5.2	...	1	
17...	66	24	24	17	7	5	...	6.2	19	35	4.7	...	2	
18...	140	46	46	41	5	22	10000	6.2	24	43	5.2	...	2	
19...	70	20	20	19	1	9	...	6.0	11	44	5.2	...	2	
21...	59	18	18	16	2	8	...	5.6	10	46	4.9	...	2	
22...	166	50	50	45	5	23	10500	5.5	27	46	5.0	...	5	
23...	133	39	36	35	1	2	2	18	13500	6.3	20	42	5.1	...	4	
24...	29	11	11	10	1	3	8	38	5.0	
25...	41	15	15	12	3	6	...	5.2	9	46	4.6	
26...	63	23	23	19	4	8	...	6.3	14	46	4.4	
27...	140	39	39	38	1	19	8500	6.1	20	44	4.8	...	3	
28...	116	31	31	27	4	20	8500	6.3	11	40	6.2	...	1	
29...	16	5	5	4	1	3	2	
30...	172	56	56	51	5	34	9500	5.9	21	37	4.5	...	2	
31...	9	4	
32...	57	15	15	14	1	10	10000	5.4	5	44	5.6	...	1	
34...	31	11	11	10	1	8	11500	5.4	2	
35...	87	27	27	20	7	19	9500	5.2	8	32	4.5	...	3	
36...	40	14	14	13	1	7	...	5.9	7	38	4.9	
37...	59	19	19	19	11	...	5.4	8	43	4.9	
38...	33	9	9	9	6	...	5.0	3	2	
39...	94	36	35	32	3	1	1	14	7000	5.4	22	39	4.1	...	1	
40...	39	9	9	9	5	...	6.0	4	
41...	90	26	26	25	1	12	...	5.3	14	45	4.0	...	2	

City Block Characteristics

Table 2.—CHARACTERISTICS OF HOUSING UNITS, BY BLOCKS: 1960—Con.

["Total population" contains no persons in group quarters unless preceded by asterisk; one asterisk (*) denotes less than 10 percent; two asterisks (**), 10 percent or more]

Blocks within census tracts	Total population	All housing units by condition and plumbing								Occupied housing units								
		Total	Sound			Deteriorating			Dilapidated	Owner occupied			Renter occupied			Occupied by non-white	1.01 or more persons per room	
			Total	With all plumbing facilities	Lacking some or all facilities	Total	With all plumbing facilities	Lacking some or all facilities		Total	Average value (dollars)	Average number of rooms	Total	Average contract rent (dollars)	Average number of rooms			
						With flush toilet	No flush toilet											
17.....	*4708	1595	1571	1429	142	20	10	10	...	4	783	11500	6.0	779	43	5.2	1	50
3....	22	6	6	6	6	13000	5.2	1
4....	23	7	7	7	7	12000	4.9	1
5....	21	7	7	7	6	14000	6.0	1
6....	6	2
7....	18	6	6	5	1	5	12000	6.4	1
8....	359	112	112	109	3	93	11500	6.2	16	51	5.8	...	1
9....	72	26	26	25	1	16	11500	6.3	10	57	5.9	...	1
10....	25	7	7	7	6	12000	6.3	1	1
11....	24	10	10	10	9	12000	5.7	1	1
12....	24	8	8	8	6	...	5.5	2	1
14....	74	23	23	23	17	12000	6.1	6	42	5.5	...	2
15....	22	8	8	8	7	13000	5.9	1	1
16....	55	20	20	20	14	16000	5.5	1	50	5.3	...	1
17....	10	5	5	5	3	2	1
18....	27	9	9	9	5	...	5.8	4	1
19....	97	20	20	20	8	...	6.3	12	49	5.5	...	1
20....	25	8	8	8	6	...	7.2	2	1
21....	14	5	5	5	1	4	1
22....	43	12	12	12	9	11000	8.0	3	1
23....	119	42	42	40	2	19	...	6.3	23	42	5.8	...	1
24....	98	41	35	33	2	4	1	3	...	2	13	...	6.3	24	46	5.4	...	1
25....	*73	12	12	11	1	5	...	6.8	7	49	5.6	...	1
26....	151	61	58	52	6	3	1	2	21	9000	6.2	36	40	5.3	...	2
27....	148	50	50	48	2	21	...	6.4	28	49	5.1	...	2
28....	138	49	49	48	1	14	...	5.8	34	42	5.4	...	3
29....	111	36	36	33	3	8	...	5.8	28	43	5.0	...	1
30....	187	71	71	61	10	17	...	5.4	53	45	4.9	...	2
31....	130	49	49	44	5	18	...	5.8	28	42	5.3	...	1
32....	159	65	58	50	8	7	5	2	18	...	6.4	44	40	4.5	...	2
33....	149	50	50	42	8	18	...	5.8	31	36	5.1	...	1
34....	115	48	45	32	13	3	2	1	10	...	5.3	34	35	4.6	1	1
35....	*12	1
36....	74	29	29	29	9	...	5.9	20	46	5.3	...	1
37....	89	31	31	24	7	8	...	6.4	23	31	5.3	...	1
38....	132	39	39	32	7	8	...	6.4	31	40	5.1	...	2
39....	31	9	9	9	8	12000	7.5	1	1
40....	90	26	26	25	1	20	14000	6.4	6	54	5.7	...	2
41....	47	16	15	15	14	10000	6.0	1	1
43....	7	2	1
44....	24	8	8	7	1	7	12000	6.0	1	1
45....	12	4	1
46....	12	4	1
47....	17	5	5	5	5	12000	4.8	1
50....	45	14	14	11	3	12	11500	5.3	2	1
52....	69	20	20	20	20	12500	5.3	2
53....	34	11	11	11	10	14000	4.9	1	1
54....	14	5	5	5	3	2	1
57....	26	5	5	5	5	...	5.2	3
58....	12	3	1
59....	24	6	6	6	6	9000	5.3	1
60....	70	23	23	23	19	11500	4.9	3	1
61....	49	18	18	14	4	14	8500	5.4	4	1
62....	94	30	28	24	4	1	1	21	8500	6.2	8	31	4.9	...	1
63....	16	5	5	5	3	2	1
64....	66	22	22	21	1	13	8500	6.1	9	41	5.1	...	1
65....	45	13	13	13	9	9500	6.0	4	1
66....	36	12	12	12	12	10500	6.0	1
67....	31	11	11	11	11	10500	6.4	1
68....	15	6	6	6	5	11000	5.6	1	1
69....	21	7	7	5	2	4	3	1
72....	18	5	5	5	5	15500	5.6	1
76....	8	3	1
78....	114	36	36	34	2	16	11500	5.6	20	50	5.7	...	1
79....	15	4	1
82....	11	3	1
83....	84	30	30	30	12	14500	6.7	18	62	5.9	...	1
85....	29	9	9	9	2	7	38	5.0	...	1
86....	24	10	8	8	2	5	...	6.2	5	27	5.2	...	1
87....	25	8	8	8	3	5	40	5.4	...	1
88....	90	34	34	34	7	...	7.1	25	63	4.2	...	2
89....	19	8	8	7	1	2	5	58	5.8	...	3
90....	95	34	34	28	6	13	12500	5.8	21	46	4.9	...	3
91....	83	29	29	22	7	14	...	5.7	15	31	4.8	...	1
92....	144	50	50	40	10	18	...	5.9	30	39	5.3	...	2
93....	236	73	71	53	18	2	1	1	16	7500	5.8	57	36	5.1	...	5
18.....	*2772	1015	958	881	77	57	43	14	339	13500	7.6	613	57	4.2	5	30
1....	94	31	31	31	12	13000	7.0	17	50	6.1	...	1
2....	145	49	49	47	2	18	9500	6.8	29	49	6.2	...	1
3....	149	48	48	45	3	17	...	6.2	27	50	5.6	...	4
4....	134	47	43	38	5	4	4	15	...	5.8	25	43	5.7	...	1
5....	99	33	33	33	17	12500	8.1	16	51	5.6	...	1
6....	99	30	30	29	1													

Table 2.—CHARACTERISTICS OF HOUSING UNITS, BY BLOCKS: 1960—Con.

["Total population" contains no persons in group quarters unless preceded by asterisk; one asterisk (*) denotes less than 10 percent; two asterisks (**), 10 percent or more]

Blocks within census tracts	Total population	All housing units by condition and plumbing									Occupied housing units								
		Sound					Deteriorating				Dilapidated	Owner occupied			Renter occupied			Occupied by non-white	1.01 or more persons per room
		Total	Total	With all plumbing facilities	Lacking some or all facilities	Total	With all plumbing facilities	Lacking some or all facilities		Total		Average value (dollars)	Average number of rooms	Total	Average contract rent (dollars)	Average number of rooms			
								With flush toilet	No flush toilet										
10...	72	24	24	24	15	12000	7.7	7	61	5.1	
11...	56	23	23	22	1	10	10000	8.6	11	72	4.8	
12...	*111	33	30	30	...	3	13	7000	7.8	19	62	5.2	
13...	75	29	28	28	1	...	1	7	...	8.9	20	72	3.8	...	2	
14...	**119	38	38	27	11	7	...	8.4	29	61	2.6	...	2	
15...	51	17	17	17	11	18000	8.8	6	76	4.7	
16...	**65	12	11	11	...	1	10	11500	9.1	2	
17...	**89	6	6	6	6	4.3	
18...	**100	22	22	22	14	11000	9.2	5	61	5.4	
19...	93	44	44	39	5	13	10000	7.8	28	62	3.9	
20...	54	33	33	29	4	17	18000	8.7	14	72	3.5	
21...	40	27	27	18	9	11	18000	8.4	9	56	2.9	...	1	
22...	**52	4	
23...	**33	3	
24...	36	24	24	24	7	14000	9.7	16	57	2.8	
25...	85	29	29	29	10	...	7.2	19	64	4.9	
26...	102	47	31	25	6	16	9	7	7	...	7.0	37	53	3.2	...	3	
27...	47	23	23	22	1	7	...	6.3	15	63	3.2	
28...	37	26	22	17	5	4	4	4	22	56	2.6	
30...	67	39	39	31	8	5	...	7.4	30	62	3.6	1	1	
31...	42	25	21	21	...	4	4	6	...	9.0	14	66	2.7	...	3	
32...	74	37	37	37	6	...	6.7	28	51	3.4	...	1	
33...	123	47	38	38	...	9	5	4	13	20000	7.4	34	55	4.0	...	4	
34...	94	59	55	41	14	4	4	4	52	52	3.1	3	1	
19.....	*2594	1101	891	739	152	209	137	71	1	1	206	10500	6.2	813	48	4.0	5	44	
1...	126	39	38	34	4	1	1	8	...	6.1	31	45	5.6	...	2	
2...	125	39	36	35	1	3	2	1	12	...	5.5	27	50	5.3	...	2	
3...	106	39	29	29	...	10	8	2	14	...	5.9	25	47	5.4	...	1	
4...	105	39	32	29	3	7	5	2	5	...	5.8	31	42	4.8	1	3	
5...	187	66	64	58	6	2	2	16	...	6.8	47	53	5.0	...	2	
6...	148	51	50	48	2	1	1	12	13000	6.7	38	58	4.6	...	3	
7...	96	32	32	30	2	10	...	5.8	19	46	4.6	...	4	
8...	188	71	48	47	1	22	22	11	...	5.8	51	64	4.6	...	1	
9...	58	24	22	21	1	2	2	5	...	5.6	15	59	3.5	...	1	
10...	39	22	8	4	4	14	14	2	13	53	2.9	...	3	
11...	7	3	
12...	25	22	22	13	9	2	16	59	2.4	
13...	49	20	19	19	...	1	1	4	14	64	4.5	
14...	39	17	17	15	2	4	13	62	3.9	
15...	48	26	25	21	4	1	...	1	5	...	7.6	19	59	3.5	...	1	
16...	86	39	33	30	3	6	4	2	8	...	6.3	26	55	4.5	...	1	
18...	**92	55	49	31	18	6	6	5	...	6.4	46	50	2.7	...	1	
19...	80	52	42	22	20	10	1	9	9	...	6.3	42	41	2.4	...	2	
20...	52	32	18	18	...	14	9	5	4	23	50	3.5	1	1	
21...	69	39	25	25	...	14	2	12	3	29	51	3.1	...	1	
22...	140	65	34	34	...	31	31	7	...	5.7	54	41	4.2	...	1	
23...	129	77	65	41	24	12	4	8	6	...	6.3	65	47	3.0	...	1	
24...	59	27	8	8	...	19	10	9	4	22	32	4.4	1	...	
25...	126	48	38	28	10	10	8	2	12	...	6.6	33	41	4.1	...	1	
26...	157	48	29	23	6	19	4	14	1	...	10	...	6.1	37	38	4.3	2	7	
27...	69	43	39	10	29	4	...	4	3	35	25	3.6	
28...	105	36	36	33	3	13	...	6.5	22	51	3.8	...	3	
29...	84	30	30	30	11	...	5.7	18	48	4.8	...	2	
20.....	5217	1889	1715	1264	451	143	61	82	...	31	354	9000	5.8	1453	37	4.5	8	141	
1...	196	67	67	41	26	12	11500	6.6	53	39	4.9	...	3	
2...	261	83	75	34	41	8	...	8	15	10500	5.8	64	29	4.8	...	8	
3...	143	54	51	22	29	3	...	3	13	6000	4.8	37	38	4.7	1	3	
4...	54	20	16	7	9	4	...	4	5	...	4.8	13	20	4.1	...	1	
5...	195	71	71	36	35	11	...	5.0	57	35	4.6	...	3	
6...	119	41	39	14	25	2	...	2	11	9000	5.9	30	25	4.5	...	5	
7...	174	62	59	34	25	3	...	3	12	7500	5.2	44	28	4.8	...	3	
8...	142	59	55	26	29	4	...	4	10	...	5.1	44	28	4.6	...	6	
9...	33	10	10	4	6	9	26	4.8	...	1	
10...	140	53	53	20	33	9	7500	5.2	39	23	4.2	...	6	
11...	138	48	23	15	8	25	4	21	5	9000	5.2	42	30	4.1	...	7	
13...	104	41	32	12	20	9	...	9	6	...	4.8	32	25	4.6	...	3	
14...	77	28	28	14	14	8	...	5.6	19	30	5.1	...	3	
15...	93	35	35	28	7	8	...	5.8	26	33	4.4	...	2	
16...	134	42	42	35	7	4	38	28	4.8	...	2	
17...	150	50	50	36	14	17	...	6.6	31	40	4.8	...	3	
18...	347	129	129	109	20	26	10500	5.8	101	35	4.8	...	4	
19...	98	31	31	24	7	5	...	5.8	26	34	5.3	...	3	
20...	132	54	48	39	9	6	...	6	13	...	5.7	33	36	4.8	...	5	
21...	49	13	13	10	3	1	12	32	5.3	...	3	
22...	45	15	15	12	3	5	...	4.6	10	29	4.8	...	1	
23...	78	25	25	18	7	4	21	32	4.7	...	1	
24...	200	62	62	51	11	29	9500	6.9	31	38	5.0	...	3	
25...	42	11	11	7	4	2	8	42	4.9	...	2	
26...	103	39	39	27	12	6	...	5.3	30	35	4.7	...	2	
27...	97	30	30	25	5	9	...	6.1	21	34	5.0	...	3	
28...	22	8	3	3	...	2	2	3	5	35	4.4	1	...	
29...	5	1	
32...	41	14	5	4	1	5	5	4	7	46	4.1	...	2	
33...	165	59	48	47	1	7	6	1	14	...	6.1	41	54	4.5	1	3	

City Block Characteristics

Table 2.—CHARACTERISTICS OF HOUSING UNITS, BY BLOCKS: 1960—Con.

["Total population" contains no persons in group quarters unless preceded by asterisk; one asterisk (*) denotes less than 10 percent; two asterisks (**), 10 percent or more]

Blocks within census tracts	Total population	All housing units by condition and plumbing									Occupied housing units							
		Total	Sound			Deteriorating			Dilapidated	Owner occupied			Renter occupied			Occupied by non-white	1.01 or more persons per room	
			Total	With all plumbing facilities	Lacking some or all facilities	Total	With all plumbing facilities	Lacking some or all facilities		Total	Average value (dollars)	Average number of rooms	Total	Average contract rent (dollars)	Average number of rooms			
34...	87	33	15	15	...	18	14	4	...	10	...	6.3	20	48	4.1	...	4	
36...	61	23	11	10	1	12	9	3	...	4	18	50	4.1	...	2	
37...	131	58	49	48	1	9	9	9	...	5.1	47	60	3.4	...	3	
38...	28	10	10	10	6	...	6.7	4	1	
39...	46	16	16	16	5	...	4.8	11	43	4.6	...	1	
42...	94	33	23	23	...	10	8	2	...	10	...	7.3	21	47	5.1	...	2	
43...	53	27	27	27	...	2	1	1	...	3	29	58	3.7	
44...	12	7	5	5	...	2	2	4	3	
45...	91	25	19	6	7	...	5.6	18	35	5.1	...	3	
46...	111	39	34	29	5	5	...	5	...	3	35	37	4.9	...	2	
47...	122	46	40	32	8	2	...	2	...	10	...	6.5	32	37	4.7	
48...	25	9	4	3	1	5	9	25	3.9	
49...	60	22	21	15	6	1	1	5	...	4.8	17	36	4.9	...	1	
50...	68	25	21	19	2	4	...	4	...	7	...	5.0	17	40	4.6	...	2	
51...	10	7	7	7	6	65	3.2	...	1	
52...	43	20	20	11	9	4	16	29	4.3	
54...	11	5	5	37	3.4	...	1	
55...	587	221	221	220	1	5	221	40	3.9	5	26	
21...	**2201	669	606	357	249	54	6	47	1	9	161	12000	5.9	478	29	4.9	2	46
1...	**245	36	32	29	3	2	...	2	...	2	22	10500	6.5	9	39	4.8	...	6
4...	15	4
5...	13	4
6...	15	4
7...	8	4
8...	19	8	8	6	2
9...	127	47	47	43	4	2	6	51	4.2	
14...	199	57	42	23	19	15	1	14	...	24	10500	6.6	23	42	4.7	
16...	35	12	6	2	4	6	...	6	...	5	...	4.6	49	27	5.2	...	6	
17...	7	2	1	10	24	3.7	...	2	
18...	...	7
19...	55	15	15	13	2	7
20...	84	24	11	6	5	13	2	10	1	3	12	30	5.1	1	2	
21...	16	4	4	19	26	4.9	...	3	
22...	175	59	57	36	21	2	2
23...	*144	41	35	6	29	6	...	6	...	17	...	6.1	40	30	4.7	1	1	
24...	97	34	33	11	22	1	1	8	...	5.3	33	25	4.9	...	1	
25...	6	2	6	...	5.2	25	27	4.4	...	2	
26...	78	28	27	11	16	1	...	1	...	7	...	6.0	20	27	4.4	
27...	148	44	44	21	23	8	...	5.9	36	30	5.0	...	2	
28...	135	43	35	20	15	8	...	8	...	8	...	5.6	32	30	5.5	...	4	
29...	100	33	33	17	16	6	...	5.5	27	29	4.8	...	3	
30...	46	16	16	14	2	5	...	5.8	11	31	5.3	...	1	
31...	27	6	6	4	2	3	3	1	
32...	90	28	28	14	14	5	...	5.6	22	27	5.6	...	3	
33...	57	16	16	10	6	1	15	31	5.0	...	1	
34...	31	8	8	...	8	8	20	4.0	...	3	
36...	104	36	36	31	5	8	...	6.3	28	33	4.8	...	1	
37...	125	47	47	21	26	8	...	6.3	37	26	4.7	...	3	
22...	*3659	1065	980	743	237	73	30	42	1	12	416	11000	6.0	591	35	4.6	1	97
1...	19	8	8	8	7	14500	6.3	
2...	30	11	9	9	...	1	1	10	10500	5.4	1	1	
3...	**522	77	60	58	2	12	12	5	56	9500	6.5	19	36	4.7	...	4
4...	21	7	7	7	7	12500	5.7	
5...	16	4
8...	41	12	12	12	7	...	5.7
9...	15	4	5	42	5.8	...	1	
10...	5	1
11...	11	4
12...	489	112	112	111	1	7	...	5.1	100	58	4.5	1	37	
13...	83	25	25	25	2	15	55	5.0	...	3	
16...	44	14	14	14	14	10500	6.6	1	
18...	22	6	6	6	4	2
20...	12	2
21...	**117	12	12	12
22...	24	6	6	6	11	12500	5.7	1
23...	44	13	13	13	5	...	6.4	1
24...	33	11	11	11	12	11500	5.9	1
25...	32	10	10	10	9	11500	6.3	2
26...	47	15	15	15	9	18000	6.4	1	1
27...	102	38	38	11	27	11	16500	5.9	3
28...	*91	28	28	28	10	...	4.9	25	19	4.2	...	4	
29...	62	18	18	18	15	15500	6.9	13	26	5.2
30...	82	29	29	18	11	14000	5.9	7	33	4.0	...	2	
31...	79	25	25	19	6	19	10500	6.6	10	40	5.1	...	1	
32...	134	48	48	20	28	11	14500	6.0	12	45	5.0
33...	61	21	20	13	7	1	1	19	6000	5.4	27	25	4.6	...	3	
34...	105	34	22	15	7	12	5	7	...	9	...	5.8	12	25	4.4	...	1	
35...	80	27	10	17	8	...	6.1	25	29	4.5	...	4	
36...	80	35	29	10	19	8	...	6.0	19	27	4.2	...	2	
37...	45	17	17	12	5	6	...	4.8	18	24	3.9	...	5	
38...	32	11	10	8	2	1	7	...	5.1	9	25	4.4	
39...	64	17	17	11	6	4	7	33	5.7	
40...	72	30	30	7	23	7	...	5.1	10	28	4.8	...	2	
41...	82	34	17	8	9	17	2	14	1	4	23	23	3.9	...	2	
42...	206	73	56	35	21	17	6	...	5.2	22	24	4.4	...	3	
										15	...	5.5	50	27	4.7	...	9	

Table 2.—CHARACTERISTICS OF HOUSING UNITS, BY BLOCKS: 1960—Con.

["Total population" contains no persons in group quarters unless preceded by asterisk; one asterisk (*) denotes less than 10 percent; two asterisks (**), 10 percent or more]

Blocks within census tracts	Total population	All housing units by condition and plumbing								Occupied housing units								
		Total	Sound			Deteriorating			Dilapidated	Owner occupied			Renter occupied			Occupied by non-white	1.01 or more persons per room	
			Total	With all plumbing facilities	Lacking some or all facilities	Total	With all plumbing facilities	Lacking some or all facilities		Total	Average value (dollars)	Average number of rooms	Total	Average contract rent (dollars)	Average number of rooms			
								With flush toilet										No flush toilet
43...	59	18	18	14	4	10	7500	6.0	6	25	5.0	...	2	
44...	58	18	16	16	...	2	2	13	9500	7.7	5	35	4.8	...	2	
45...	97	34	33	24	9	2	1	13	9000	6.2	21	35	4.9	...	2	
46...	171	67	67	37	30	13	...	5.8	53	32	4.5	...	1	
47...	141	48	41	38	3	7	4	16	...	5.8	32	35	5.2	...	2	
48...	**98	32	30	23	7	2	2	8	...	5.9	24	31	4.8	...	2	
49...	31	8	8	8	1	7	43	6.0	
50...	...	1	
23.....	*2657	850	827	818	9	3	3	678	19500	7.2	122	67	5.6	...	11	
1...	30	11	11	11	8	13500	6.8	
2...	26	9	9	9	9	19500	7.2	
3...	50	14	14	14	14	17500	7.1	1	
4...	49	17	17	17	15	19500	7.3	1	
5...	17	5	5	5	5	15500	7.6	
6...	42	13	13	13	13	17000	6.5	1	
7...	59	17	17	17	17	15500	6.4	1	
8...	13	6	6	6	5	16500	6.2	
9...	28	10	10	10	10	16500	6.5	
10...	9	5	5	5	5	17000	6.6	
11...	20	8	8	8	8	16500	6.4	
12...	12	5	5	5	5	18500	6.2	
13...	17	6	6	6	6	13000	7.5	2	
14...	44	17	17	17	13	20000	6.8	
15...	51	17	15	15	...	2	2	12	22000	6.6	5	52	5.0	
16...	27	9	9	9	7	15500	6.1	2	
17...	21	10	10	10	10	17000	5.9	
18...	23	10	10	10	10	14000	6.4	
19...	12	4	
20...	18	9	9	9	9	15500	5.8	
21...	17	7	7	7	7	15000	5.7	
22...	14	3	
23...	30	9	9	9	9	21000	6.3	
24...	28	12	12	12	11	15500	6.5	
25...	37	11	11	11	11	15000	6.2	
26...	19	6	6	6	5	20000	7.4	
27...	22	9	9	9	8	17500	6.1	
28...	15	6	6	6	5	...	7.0	
29...	27	8	8	7	1	7	27000	6.6	
30...	23	9	9	9	8	26000	7.3	
31...	16	6	6	6	6	26000	6.3	
32...	23	7	7	7	7	36000	9.1	
33...	28	11	11	11	10	21000	7.6	
34...	39	12	12	12	11	19000	8.2	1	
35...	24	8	8	8	8	21000	6.4	
36...	14	4	
37...	18	7	7	7	7	14500	6.7	
38...	12	4	
39...	8	2	
40...	17	4	
41...	8	2	
42...	12	4	
43...	11	2	
44...	7	2	
45...	1	1	
46...	13	6	6	6	2	4	
47...	33	9	9	9	9	24000	6.3	1	
48...	17	5	5	5	4	1	
49...	7	2	
50...	20	7	7	5	2	6	13500	5.8	1	1	
51...	31	7	7	7	7	18500	5.9	1	
52...	29	8	8	8	7	18500	5.4	1	1	
53...	23	7	7	7	7	24000	6.3	
54...	36	10	10	10	10	27000	6.2	1	
55...	36	10	10	10	10	18500	7.5	
56...	45	15	15	15	14	21000	8.4	
57...	46	18	18	18	14	15000	8.1	3	
58...	37	10	10	10	10	28000	9.4	
59...	**40	3	
60...	21	7	7	7	7	26000	6.0	
62...	35	12	12	12	12	28000	9.1	
63...	38	15	15	13	2	9	19000	9.2	2	
64...	37	13	13	12	1	12	18500	8.0	1	
65...	58	18	18	18	17	17500	6.1	1	
66...	16	4	
67...	10	2	
69...	15	4	
70...	9	3	
71...	9	2	
72...	17	8	8	8	6	13500	6.5	2	
73...	49	16	16	16	12	15000	6.6	4	
74...	54	21	21	21	17	15500	7.8	3	
75...	21	6	5	4	1	1	1	3	1	
76...	21	7	7	7	7	33000	7.0	
77...	18	6	6	6	4	2	
78...	31	11	11	11	8	17000	7.4	3	
79...	37	8	8	8	8	16000	9.9	

City Block Characteristics

Table 2.—CHARACTERISTICS OF HOUSING UNITS, BY BLOCKS: 1960—Con.

["Total population" contains no persons in group quarters unless preceded by asterisk; one asterisk (*) denotes less than 10 percent; two asterisks (**), 10 percent or more]

Blocks within census tracts	Total population	All housing units by condition and plumbing									Occupied housing units							
		Total	Sound			Deteriorating			Dilapidated	Owner occupied			Renter occupied			Occupied by non-white	1.01 or more persons per room	
			Total	With all plumbing facilities	Lacking some or all facilities	Total	With all plumbing facilities	Lacking some or all facilities		Total	Average value (dollars)	Average number of rooms	Total	Average contract rent (dollars)	Average number of rooms			
								With flush toilet										No flush toilet
80...	35	13	13	13	12	17000	8.3	1	
81...	81	34	34	34	9	11500	7.6	24	61	4.9	
82...	48	18	18	18	12	14000	7.8	6	56	5.8	...	1	
83...	**52	3	
84...	**73	4	
85...	59	21	21	21	12	15000	7.6	8	69	5.9	...	1	
86...	52	18	18	18	3	15	65	5.8	
87...	43	16	16	16	12	13000	7.8	3	1	
88...	13	6	6	6	3	2	
89...	71	23	23	23	11	14500	8.1	11	85	5.5	
90...	21	7	7	7	7	14000	8.3	
91...	8	5	5	5	3	1	
92...	**145	22	22	22	17	24000	7.8	5	62	5.4	
93...	**9	2	
24.....	*2822	849	842	835	7	6	5	1	...	1	537	12500	6.4	307	52	5.5	2	29
1...	6	3
2...	12	4
4...	7	1
5...	6	1
6...	12	3
7...	15	3
8...	18	6	6	6	5	12000	6.4	1
9...	15	6	6	6	4	2
10...	43	15	15	15	13	13500	7.1	2
11...	36	14	14	14	12	14000	6.7	2
12...	38	14	14	14	12	14000	7.8	2
13...	17	5	5	5	4	1
15...	58	14	14	14	14	11500	6.2
16...	99	23	22	22	1	21	10500	6.2	2	3
18...	17	4
20...	5	2
21...	90	25	25	25	18	14500	5.9	7	54	5.9	...	3	3
22...	62	18	18	18	14	11000	6.4	4	1
23...	121	30	30	30	19	11500	6.8	11	55	5.3	1
24...	48	18	18	16	2	11	10000	6.1	7	46	5.1
25...	24	9	9	9	8	10500	6.4	1	1
26...	26	6	6	6	5	...	7.2	1
27...	20	8	8	8	8	12500	5.6
28...	70	17	17	17	16	11500	6.5	1
29...	37	13	13	13	13	11000	6.2
30...	14	4
31...	43	12	12	12	11	13000	6.2	1
32...	46	20	20	20	18	12500	6.3	2
33...	50	16	16	16	12	11500	6.8	4
34...	47	14	13	13	...	1	1	14	12000	6.4
35...	88	30	30	30	21	12500	6.7	9	58	5.2	1
36...	77	24	24	24	16	13500	6.2	8	57	6.0	1
37...	51	15	15	15	11	11000	6.1	4	1
38...	18	6	6	6	6	13000	6.2
39...	77	27	27	27	14	12000	6.4	13	44	5.2	1
40...	127	40	40	39	1	17	11500	5.9	23	45	5.3	3
41...	14	4
42...	22	5	5	5	4	1
43...	4	1
44...	**185	13	13	13	10	21000	5.9	3
45...	71	25	25	25	16	13000	6.3	9	60	5.8
46...	85	32	32	31	1	16	15000	6.6	16	45	5.8
47...	147	52	52	52	24	17500	6.6	28	50	5.6	2
48...	142	49	46	46	...	3	3	16	14500	7.2	31	60	5.6	3
49...	**116	29	29	29	14	12500	6.6	15	58	5.5
50...	105	40	40	40	13	13000	7.5	27	48	5.1
51...	139	44	43	42	1	1	1	23	11000	7.0	21	47	5.4	1
52...	35	10	10	10	8	11500	7.1	2
53...	61	26	26	25	1	13	...	6.2	12	48	5.4
54...	156	49	49	49	15	...	6.1	33	51	5.1	3
25.....	1371	424	299	275	24	110	73	27	10	15	339	11500	6.1	65	42	5.6	1	31
1...	...	1
2...	7	5	2	1	1	2	...	1	1	2	1
3...	20	7	1	1	...	6	4	2	...	5	...	5.6	1
4...	23	6	1	1	...	5	4	1	...	4	1
5...	54	18	13	13	...	4	3	...	1	13	12000	6.9	4
6...	156	51	32	26	6	15	1	14	...	33	8500	6.4	14	38	5.4	5
7...	42	12	6	6	...	6	6	9	10500	6.3	2
8...	45	16	12	12	...	3	3	13	10000	7.1	3	1
9...	236	66	40	38	2	23	19	2	2	3	56	9500	6.1	8	44	4.8	...	5
10...	13	5	4	4	...	1	...	1	...	3	2	1
12...	14	4
20...	17	4
22...	13	7	4	4	...	3	...	2	1	6	...	4.5
29...	44	12	12	12	10	19000	5.4	2	3
30...	23	8	8	8	8	16500	8.0
31...	16	4
32...	10	4
33...	165	49	46	36	10	2	2	48	15000	5.6	1	3

Table 2.—CHARACTERISTICS OF HOUSING UNITS, BY BLOCKS: 1960—Con.

["Total population" contains no persons in group quarters unless preceded by asterisk; one asterisk (*) denotes less than 10 percent; two asterisks (**), 10 percent or more]

Blocks within census tracts	Total population	All housing units by condition and plumbing									Occupied housing units							
		Total	Sound			Deteriorating			Dilapidated	Owner occupied			Renter occupied			Occupied by non-white	1.01 or more persons per room	
			Total	With all plumbing facilities	Lacking some or all facilities	Total	With all plumbing facilities	Lacking some or all facilities		Total	Average value (dollars)	Average number of rooms	Total	Average contract rent (dollars)	Average number of rooms			
								With flush toilet										No flush toilet
34...	6	1
35...	64	19	8	6	2	10	9	1	...	1	18	8500	5.7	1	1
36...	47	14	13	13	...	1	1	7	9500	6.6	7	63	5.4	...	1
37...	90	29	23	23	...	6	6	25	11500	6.6	4
38...	7	3
40...	16	4
41...	134	39	33	33	...	5	4	...	1	1	34	10500	5.4	5	40	5.6	...	4
42...	52	15	10	10	...	5	4	...	1	...	9	11000	6.2	4	1
43...	33	12	9	8	1	2	...	1	1	1	7	11500	6.9	3	2
44...	24	9	4	2	2	5	2	2	1	...	8	9500	6.8	1	...

U.S. CENSUS OF HOUSING: 1960

Series HC(3)-185

CITY BLOCKS

Fitchburg, Mass.


Prepared under the supervision of
WAYNE F. DAUGHERTY, Chief
Housing Division



U.S. DEPARTMENT OF COMMERCE
Luther H. Hodges, Secretary

BUREAU OF THE CENSUS

Richard M. Scammon, Director (From May 1, 1961)
Robert W. Burgess, Director (To March 3, 1961)





BUREAU OF THE CENSUS

RICHARD M. SCAMMON, *Director* (From May 1, 1961)

ROBERT W. BURGESS, *Director* (To March 3, 1961)

A. ROSS ECKLER, *Deputy Director*

HOWARD C. GRIEVES, *Assistant Director*

CONRAD TAEBER, *Assistant Director*

MORRIS H. HANSEN, *Assistant Director for Statistical Standards*

CHARLES B. LAWRENCE, JR., *Assistant Director for Operations*

WALTER L. KEHRES, *Assistant Director for Administration*

CALVERT L. DEDRICK, *Chief, International Statistical Programs Office*

A. W. VON STRUVE, *Acting Public Information Officer*

Housing Division—

WAYNE F. DAUGHERTY, *Chief*

DANIEL B. RATHBUN, *Assistant Chief*

BEULAH WASHBAUGH, *Special Assistant*

MILTON D. LIEBERMAN, *Chief, Coordination and Research*

Decennial Operations Division—GLEN S. TAYLOR, *Chief*

Electronic Systems Division—ROBERT F. DRURY, *Chief*

Field Division—JEFFERSON D. MCPHKE, *Chief*

Geography Division—WILLIAM T. FAY, *Chief*

Population Division—HOWARD G. BRUNSMAN, *Chief*

Statistical Methods Division—JOSEPH STEINBERG, *Chief*

Library of Congress Card Number: A61-9347

SUGGESTED CITATION

U.S. Bureau of the Census. *U.S. Census of Housing: 1960. Vol. III, City Blocks.*
Series HC(3), No. 185.

U.S. Government Printing Office, Washington, D.C., 1961.

For sale by the Superintendent of Documents, U.S. Government Printing Office, Washington 25, D.C.
or any of the Field Offices of the Department of Commerce — Price 25 cents.

Table 1.—CHARACTERISTICS OF HOUSING UNITS, FOR THE CITY: 1960

Subject	Number	Percent	Subject	Number	Percent
All housing units	13,875	100.0	Occupied housing units—Con.		
CONDITION AND PLUMBING			COLOR		
Sound	10,897	78.5	White	13,175	99.5
With all plumbing facilities	10,017	72.2	Nonwhite	60	0.5
Lacking some or all facilities	880	6.3	PERSONS PER ROOM		
Deteriorating	2,220	16.0	1.00 or less	12,123	91.6
With all plumbing facilities	1,719	12.4	1.01 or more	1,107	8.4
Lacking some or all facilities	501	3.6	AVERAGE NUMBER OF ROOMS		
With flush toilet	493	3.6	Owner occupied	5.8	...
No flush toilet	8	0.1	Renter occupied	4.3	...
Dilapidated	758	5.5	VALUE AND RENT		
Occupied housing units	13,235	100.0	Average value	12,300	...
TENURE			Average contract rent	47	...
Owner occupied	6,592	49.8			
Renter occupied	6,643	50.2			

* NOTE.—On the map for Fitchburg approximately 740 blocks are identified.

Table 2.—CHARACTERISTICS OF HOUSING UNITS, BY BLOCKS: 1960

["Total population" contains no persons in group quarters unless preceded by asterisk: one asterisk (*) denotes less than 10 percent; two asterisks (**), 10 percent or more]

Blocks within block numbering areas	Total population	All housing units by condition and plumbing									Occupied housing units							
		Total	Sound			Deteriorating			Dilapidated	Owner occupied			Renter occupied			Occupied by non-white	1.01 or more persons per room	
			Total	With all plumbing facilities	Lacking some or all facilities	Total	With all plumbing facilities	Lacking some or all facilities		Total	Average value (dollars)	Average number of rooms	Total	Average contract rent (dollars)	Average number of rooms			
A.....	*15763	4960	4215	3993	222	626	526	98	2	119	2539	11500	5.8	2232	50	4.4	8	388
1....	9	3
2....	29	8	7	7	...	1	1	8	9000	5.6	1
3....	148	42	38	32	6	4	2	2	38	10000	5.7	3	4
7....	48	15	12	11	1	3	3	12	10500	5.1	3	1
8....	37	12	9	9	...	2	1	1	...	1	10	15500	6.0	2	1
9....	31	12	12	11	1	11	16000	7.1	1
12....	96	25	24	24	...	1	1	24	13000	5.6	3
13....	28	9	9	9	7	14000	5.9	1
14....	77	20	17	16	1	3	2	1	13	10500	5.5	7	46	5.3	...	4
15....	*63	19	18	18	1	17	12000	5.5	1	1
16....	28	9	9	9	6	...	6.2	3
17....	51	17	17	17	14	11000	6.2	3
18....	38	11	11	11	7	15000	6.4	4
19....	70	19	17	17	...	2	2	14	14500	6.3	5	45	5.2	...	1
20....	47	16	16	15	1	15	10500	5.0	1
21....	90	23	22	22	...	1	1	18	8500	4.9	5	50	4.4	...	3
25....	87	24	22	22	...	2	2	22	9500	5.1	2	1	2
26....	44	16	16	16	11	15000	5.6	3
28....	2	1
29....	10	2
32....	132	50	46	46	...	4	3	1	43	8500	4.7	7	60	3.9	...	1
33....	145	48	45	44	1	3	3	36	9000	5.9	12	51	4.3	...	1
34....	83	31	28	28	...	3	2	1	22	10500	6.2	9	85	4.8
35....	54	14	11	11	...	3	3	10	9000	5.9	4	3
36....	35	14	14	13	1	10	8500	6.0	3
37....	26	12	8	8	...	4	2	2	6	12500	6.7	3	1
38....	14	5	5	5	4
39....	20	5	5	5	5	9500	5.2
40....	32	13	12	11	1	1	...	1	5	...	4.6	7	83	3.9
41....	**35	11	10	8	2	1	1	6	...	6.3	3
42....	9	4
43....	34	10	8	5	3	2	...	2	8	8500	6.0	2	1
44....	27	6	5	1	4	1	...	1	1	5	30	4.2	...	1
45....	11	3
46....	115	29	27	21	6	1	1	1	24	6500	5.5	5	44	5.0	...	7
47....	113	36	30	30	...	6	5	1	11	...	5.6	20	55	4.9	...	5
48....	86	21	7	7	...	11	8	3	...	3	7	...	6.4	13	40	5.1	...	3
49....	70	22	16	15	1	4	4	2	12	9000	6.1	10	46	4.1	...	1
50....	8	4
51....	35	14	10	10	...	4	4	7	...	5.9	7	52	4.3
52....	*535	233	163	120	43	60	51	9	...	10	51	14500	6.5	161	49	3.1	...	9
53....	*171	59	59	57	2	4	4	11	...	6.5	47	54	4.4	...	1
54....	163	63	59	59	...	4	4	19	17000	6.6	38	62	4.4	...	4
65....	2	1
70....	108	41	21	21	...	13	12	1	...	7	14	6500	6.4	22	50	4.5
71....	88	23	10	10	...	12	12	1	14	9000	5.9	9	43	5.0	...	4
72....	55	19	11	11	...	7	6	1	...	1	7	...	5.4	12	59	3.9	...	3
73....	55	14	10	10	...	4	4	8	9500	7.3	6	58	5.5
74....	93	29	24	24	...	1	1	4	14	10000	7.1	14	52	5.4	...	1
75....	*182	58	48	48	...	7	7	3	24	11000	5.5	30	57	4.8	...	7
76....	96	27	19	19	8	8	...	6.6	18	48	5.1	...	3

City Block Characteristics

Table 2.—CHARACTERISTICS OF HOUSING UNITS, BY BLOCKS: 1960—Con.

["Total population" contains no persons in group quarters unless preceded by asterisk; one asterisk (*) denotes less than 10 percent; two asterisks (**), 10 percent or more]

Blocks within block numbering areas	Total population	All housing units by condition and plumbing									Occupied housing units						Occupied by non-white	1.01 or more persons per room
		Sound				Deteriorating				Dilapidated	Owner occupied			Renter occupied				
		Total	With all plumbing facilities	Lacking some or all facilities	Total	With all plumbing facilities	Lacking some or all facilities	With flush toilet	No flush toilet		Total	Average value (dollars)	Average number of rooms	Total	Average contract rent (dollars)	Average number of rooms		
77...	82	31	14	14	...	16	13	3	...	1	10	...	6.0	21	47	4.2	...	1
79...	48	15	3	3	...	7	7	5	9	5500	5.9	6	40	6.0	...	1
81...	*70	31	31	28	3	10	...	7.8	20	73	4.4	...	2
82...	146	56	56	49	7	11	11500	7.9	44	63	4.0	...	2
83...	104	32	31	31	...	1	1	20	15000	7.1	12	61	4.9	...	2
84...	152	41	28	28	...	13	13	24	9500	6.5	15	50	4.5	...	4
85...	165	51	41	41	...	8	7	1	...	2	36	10500	5.9	13	51	4.9	...	4
86...	45	12	12	11	1	4	8	64	4.8	...	1
87...	28	8	8	6	2	5	...	7.0	3	1
89...	22	7	5	5	2	6	8500	5.8	1
90...	19	8	8	8	1	6	48	3.5
91...	15	4
92...	89	28	25	23	2	3	3	18	8500	5.7	9	41	4.4	...	1
93...	**74	18	18	13	5	11	19000	7.0	7	...	2.1
94...	37	11	4	4	...	7	7	8	6500	6.3	2	1
95...	28	10	6	6	...	4	...	4	3	7	28	3.7	...	2
96...	55	22	10	8	2	12	5	7	4	15	38	4.6	...	3
97...	69	24	14	14	...	10	5	5	6	...	5.3	15	36	4.3	...	3
98...	77	32	17	12	5	6	3	9	8	...	5.5	16	32	3.9	...	4
99...	20	10	4	2	2	4	1	3	...	2	1	4	1
100...	**35	5	5	1	3
101...	104	37	23	22	1	6	6	6	...	5.2	29	39	4.7	...	4
102...	82	30	21	19	2	6	6	3	10	11000	5.5	16	50	4.9	...	2
103...	95	33	24	23	1	7	6	1	13	10500	5.4	19	51	4.6	...	1
104...	69	25	20	20	...	4	4	1	8	...	5.5	13	36	4.7	...	2
105...	44	16	16	16	5	...	5.2	10	57	5.3
106...	52	18	16	16	...	2	2	10	10500	5.6	7	65	5.0	...	1
107...	43	16	15	15	...	1	1	8	20000	7.0	8	61	6.1
108...	**66	13	12	12	...	1	1	9	12500	8.2	4
109...	102	35	28	28	...	7	7	21	13500	6.5	12	60	4.9	...	1
110...	71	24	21	21	...	2	2	1	14	12000	7.0	9	45	4.7	...	2
111...	54	21	18	18	...	3	3	10	14500	6.7	10	57	5.3
112...	108	35	22	22	...	13	13	17	10000	6.5	18	52	4.7	...	1
113...	104	26	21	21	...	5	5	19	11000	6.4	7	56	4.3	...	3
114...	35	12	12	12	8	12500	6.6	4
115...	46	19	17	17	...	2	2	14	12000	6.6	5	55	5.4
116...	47	19	19	16	3	13	...	5.9	11	47	3.8
117...	87	29	25	25	...	4	4	8	15000	6.2	16	53	4.3
118...	319	100	50	50	...	50	49	1	54	16000	5.5	45	46	4.7	...	6
119...	153	50	43	43	...	7	4	3	13	...	5.4	33	46	4.5	...	7
120...	88	32	8	8	...	24	22	2	3	27	50	4.0	...	4
121...	67	17	6	6	...	8	8	3	5	...	5.6	12	39	4.3	...	4
122...	62	23	8	8	...	10	7	3	...	5	6	...	4.7	17	47	4.3	...	1
123...	26	8	1	1	...	7	3	4	5	...	5.6	3
124...	*50	9	9	9	6	5	45	5.0
125...	54	12	12	12	4	8	1
126...	33	9	9	9	8	10500	6.6	4	2
127...	27	5	5	5	6	...	5.8	3
128...	33	8	8	8	4	1	2
129...	47	12	12	12	4	4
130...	9	4
131...	28	10	10	10	7	...	5.7	2
132...	38	15	13	13	...	2	2	8	...	5.3	7	51	5.1	...	2
133...	104	34	34	31	3	16	11000	6.2	16	56	4.1	...	1
134...	58	20	20	20	10	11500	6.3	9	52	5.1
135...	214	59	52	49	3	7	6	1	33	10500	6.0	24	42	4.7	...	7
137...	163	56	43	34	9	11	7	4	...	2	16	7500	5.7	36	44	5.1	...	4
138...	17	9	3	3	6	1	5	42	5.0
139...	81	28	14	13	1	2	2	12	5	...	5.0	20	45	4.5	...	6
140...	152	57	57	53	4	11	9500	5.8	42	44	4.3	...	6
141...	96	34	34	34	16	10500	5.6	16	39	4.3	...	1
142...	114	35	20	20	...	15	15	9	...	5.8	24	51	4.8	...	1
144...	36	16	9	9	...	7	7	10	16500	6.1	4
145...	85	30	28	27	1	2	2	17	14500	5.8	13	58	5.1
146...	82	24	24	24	17	15000	6.2	7	71	5.9	...	2
147...	**104	25	17	17	...	8	8	12	...	6.3	12	57	4.4	...	2
148...	43	10	10	10	9	14000	5.9	1	2
149...	111	39	39	39	31	14500	6.3	6	50	5.0	...	1
150...	96	29	27	27	...	2	2	21	12000	5.8	8	58	4.5	...	3
151...	121	35	33	33	...	2	2	30	13500	6.2	5	82	4.8	...	1
152...	222	74	71	67	4	3	3	51	11500	5.8	21	48	5.0	...	3
153...	186	55	55	54	1	33	11500	5.1	22	76	4.8	...	6
154...	52	15	15	15	10	12500	5.7	5	42	4.0
155...	63	18	18	18	14	12500	5.6	4
156...	58	17	17	17	13	16500	5.8	4
157...	69	19	12	12	...	7	7	13	13500	6.0	5	72	5.0	...	3
158...	28	9	9	9	8	18500	6.3	1	1
159...	42	13	12	12	...	1	1	10	15000	6.0	1	1
161...	119	29	29	29	18	11000	5.7	11	42	4.8	...	3
162...	61	18	18	16	2	7	...	5.3	11	45	4.5	...	2
163...	16	6	3	2	1	3	2	1	2	3	2
164...	**64	24	24	24	3	17	81	4.6
165...	167	58	57	55	2	1	1	19	11500	5.3	37	44	4.3	...	3
166...	87	24	17	17	...	7	7	14	9500	5.4	10	41	4.6	...	4
167...	55	17	17	17	9	8	51	5.4
168...	*127	30	30	28	2	13	9000	6.2	17	53	5.0	...	4
169...	77	23	23	23	11	...	5.8	12	50	4.8	...	3

City Block Characteristics

Table 2.—CHARACTERISTICS OF HOUSING UNITS, BY BLOCKS: 1960—Con.

["Total population" contains no persons in group quarters unless preceded by asterisk: one asterisk (*) denotes less than 10 percent; two asterisks (**), 10 percent or more]

Blocks within block numbering areas	Total population	All housing units by condition and plumbing									Occupied housing units						1.01 or more persons per room		
		Sound				Deteriorating				Dilapidated	Owner occupied			Renter occupied				Occupied by non-white	
		Total	With all plumbing facilities	Lacking some or all facilities	Total	With all plumbing facilities	Lacking some or all facilities	With flush toilet	No flush toilet		Total	Average value (dollars)	Average number of rooms	Total	Average contract rent (dollars)	Average number of rooms			
13...	19	8	7	4	3	1	8	7000	4.4
14...	100	36	33	30	3	1	2	33	11000	4.6	3
16...	34	11	9	5	4	2	2	10	13000	5.3	1
17...	107	33	25	24	1	6	4	2	2	...	2	32	13000	5.9	1
18...	170	50	41	39	2	9	6	3	49	13500	5.2
19...	66	17	15	14	1	1	1	1	15	11000	5.6	1
22...	13	4
23...	42	13	13	11	2	9	13000	6.3	3
24...	28	8	6	6	...	2	1	1	8	12500	5.6
25...	16	5	3	3	...	2	1	1	...	5	11000	4.8
26...	21	8	2	2	...	6	3	3	4	2
27...	**287	37	37	37	29	11000	6.0	6	51	5.3
28...	138	47	44	42	2	1	1	2	41	11000	5.0	5	74	4.6
29...	60	19	18	18	...	1	1	19	16500	5.6
30...	15	4
31...	65	19	16	16	...	3	3	17	17000	6.9	2
32...	17	4
33...	14	5	5	5	4
34...	8	4
35...	124	37	36	35	1	1	1	31	17000	6.8	6	51	5.0
36...	22	8	6	6	...	1	1	1	...	5	15000	7.4	2
37...	33	7	7	7	7	12000	6.4
38...	56	16	11	11	...	3	...	3	2	14	12000	5.4	2
39...	50	12	11	11	...	1	...	1	11	14000	5.5	1
40...	306	91	88	81	7	1	1	2	70	10000	6.2	20	42	4.7	2
41...	282	89	74	69	5	15	6	9	51	12000	5.8	34	36	4.8
42...	87	28	27	27	...	1	1	22	27000	8.5	6
43...	*199	86	86	79	7	44	18000	6.7	38	53	4.2
45...	22	9	9	9	5	...	8.8	4
47...	44	18	17	13	4	1	...	1	10	21000	5.6	8	33	5.1
48...	35	9	9	9	7	10500	5.6	2
49...	29	12	12	12	10	11500	5.3	2
50...	89	38	21	20	1	17	7	10	16	12000	5.0	21	35	3.0
51...	382	137	115	110	5	20	12	8	...	2	75	12500	5.5	52	43	4.5
53...	11	3	4	4	9	14000	6.1	1
54...	41	10	6	6	8	12500	6.5	3
55...	33	12	12	12
56...	7	3
57...	14	5	5	5	5	...	6.4
58...	52	20	20	20	15	14000	5.1	5	65	4.2
59...	42	12	12	12	11	14500	5.3	1
60...	37	11	11	11	11	15500	6.4
61...	7	2
62...	33	14	14	14	12	14000	6.0	2
63...	60	18	17	17	1	16	31000	7.7	2
64...	108	30	26	26	...	4	4	22	17500	6.0	7	59	4.6
65...	127	47	38	28	10	9	6	3	24	9000	5.4	21	34	3.7
66...	173	70	61	48	13	9	8	1	24	...	5.5	45	36	3.8
67...	228	98	92	72	20	6	5	1	34	9000	5.1	61	40	4.2
68...	86	41	41	19	22	10	...	4.5	28	36	3.9
69...	220	95	92	35	57	3	1	2	10	...	4.9	84	31	4.3
70...	*12	4
71...	*240	80	72	66	6	8	8	24	15000	6.1	54	51	4.4
72...	49	24	24	24	12	16000	6.5	10	70	4.0
73...	*132	38	32	31	1	6	3	3	17	23000	7.8	21	40	4.6
74...	60	24	23	23	...	1	1	15	18000	6.7	5	59	4.2
75...	139	49	45	44	1	4	4	19	10500	5.9	28	47	4.7
76...	232	69	36	31	5	31	28	3	...	2	17	...	5.7	51	36	4.5	1	11	...
77...	168	50	32	28	4	10	7	3	...	8	11	...	6.0	35	39	4.9
78...	101	33	33	29	4	29	10500	5.3	3
79...	63	15	15	15	15	10500	5.7
80...	97	33	33	29	4	20	10500	5.9	10	31	4.3
81...	37	11	8	8	...	3	3	4	6	41	4.7
82...	56	25	25	23	2	15	9500	6.1	6	29	4.0
83...	108	39	37	34	3	2	2	23	11000	6.6	13	46	4.6
84...	59	23	23	23	14	12000	7.2	7	47	5.6
85...	40	18	14	13	1	4	2	2	5	...	5.4	12	37	4.5
86...	104	26	26	20	6	13	8500	6.8	11	43	4.3
87...	79	20	20	20	20	10500	5.5
89...	63	22	18	18	...	4	3	1	2	18	41	4.7
91...	94	27	12	6	6	10	9	1	...	5	8	...	5.9	17	46	4.6
92...	*84	29	4	1	3	...	4	25	1	19	30	3.7
93...	30	12	8	6	2	4	4	5	...	5.8	7	48	4.6
94...	101	31	22	20	2	9	9	7	...	6.1	24	48	4.8
95...	**223	42	27	23	4	15	13	2	13	18000	7.7	26	57	3.6
96...	35	13	9	9	...	4	4	5	23000	8.0	6	42	5.8
98...	**59	14	12	9	3	2	2	6	...	4.7	8	36	3.8
99...	9	2
100...	24	8	7	7	...	1	1
101...	140	42	27	27	...	15	12	3	19	10000	5.9	20	46	4.4
102...	77	31	22	21	1	9	9	11	...	6.2	16	50	4.1
103...	123	34	27	27	...	7	7	19	14000	7.2	14	64	4.9
104...	37	11	7	7	...	4	4	4	6	62	3.8
105...	30	6	3	3	...	3	3	2
106...	61	16	15	15	...	1	1	10	18500	6.6	6	51	4.5
107...	23	7	6	6	...	1	1	4	15000	7.2	1
108...	45	18	15	15	...	3	3	14	18500	7.8	4

Table 2.—CHARACTERISTICS OF HOUSING UNITS, BY BLOCKS: 1960—Con.

["Total population" contains no persons in group quarters unless preceded by asterisk; one asterisk (*) denotes less than 10 percent; two asterisks (**), 10 percent or more]

Blocks within block numbering areas	Total population	All housing units by condition and plumbing								Occupied housing units								
		Total	Sound			Deteriorating			Dilapidated	Owner occupied			Renter occupied			Occupied by non-white	1.01 or more persons per room	
			Total	With all plumbing facilities	Lacking some or all facilities	Total	With all plumbing facilities	Lacking some or all facilities		Total	Average value (dollars)	Average number of rooms	Total	Average contract rent (dollars)	Average number of rooms			
								With flush toilet										No flush toilet
109...	**211	27	26	26	...	1	1	17	18500	7.4	10	66	3.8	...	1	
110...	26	6	6	6	5	13500	6.2	1	
111...	14	5	2	2	...	3	3	3	2	
112...	*120	41	41	41	32	12500	6.8	9	45	5.4	
113...	39	11	10	10	...	1	1	8	14500	6.4	3	
114...	83	22	20	19	1	2	2	14	12500	6.6	8	44	4.1	...	5	
115...	126	44	41	41	...	3	3	25	10500	6.0	18	50	4.7	
116...	**134	6	6	6	4	2	
117...	47	17	12	12	...	3	3	11	17000	6.5	3	2	
118...	33	11	11	11	9	18500	6.9	2	1	
119...	57	14	12	12	...	2	2	10	13000	7.0	4	2	
120...	98	36	27	24	3	9	9	10	...	6.4	24	52	4.3	...	2	
121...	*254	89	27	27	...	50	40	10	...	12	36	16000	7.1	46	58	3.3	...	3
122...	**98	26	2	2	...	18	18	6	9	...	6.9	13	51	4.4	...	3
123...	*95	36	31	28	3	5	5	12	15000	7.3	21	67	4.9	...	3	
124...	19	8	6	6	2	4	...	4	
125...	19	20	13	10	3	7	7	1	12	110	3.1	
126...	67	36	35	35	...	1	1	2	30	63	3.5	...	1	
127...	23	13	12	12	...	1	1	3	10	62	4.6	
128...	39	28	28	15	13	27	44	2.6	
129...	5	4	
131...	90	48	44	37	7	4	4	11	...	7.1	35	54	3.2	...	1	
132...	23	13	3	3	...	3	3	5	...	6.8	8	42	4.4	
133...	1	
135...	5	4	
136...	26	19	12	12	...	6	6	1	2	...	14	67	3.6	
137...	28	17	9	8	1	8	8	7	...	6.3	8	66	3.6	
139...	4	
140...	46	33	7	7	...	26	26	3	27	57	3.2	
141...	7	4	
143...	201	102	7	6	1	75	40	35	...	20	10	...	6.2	90	4.5	3.0	...	5
144...	5	
145...	56	19	2	2	...	15	14	1	...	2	7	10000	6.9	10	61	3.8	4	3
146...	95	38	27	17	10	11	11	10	...	6.4	28	50	3.4	...	2	
147...	26	10	10	8	2	...	3	6	58	3.0	
148...	150	49	37	37	...	6	6	6	8	...	39	63	4.9	...	5	
149...	*120	31	31	30	1	9	...	6.2	19	54	5.5	...	4	
150...	*104	36	36	36	9	10500	5.6	26	49	4.4	...	1	
151...	77	24	23	23	10	...	5.7	13	49	4.9	...	1	
152...	293	100	90	90	...	1	1	9	24	8000	5.8	74	4.3	4.9	1	6
153...	197	58	22	21	1	36	23	13	...	14	...	5.7	38	37	4.4	1	15	
154...	88	31	29	29	...	2	2	13	...	5.5	15	50	4.7	...	2	
155...	40	13	13	13	7	...	6.4	6	49	5.3	...	1	
156...	168	73	68	68	...	3	3	2	25	9500	5.6	36	53	4.6	1	3
157...	57	19	18	18	...	1	1	15	12000	6.8	4	
158...	86	33	33	32	1	14	...	5.2	19	52	4.3	...	1	
159...	88	25	21	19	2	4	2	2	...	14	10500	6.6	11	37	5.1	...	1	
160...	77	26	25	25	...	1	1	14	9000	5.6	11	52	4.4	
161...	188	53	51	51	2	25	10500	5.8	26	60	4.4	...	7
162...	67	21	21	21	14	11000	6.1	7	45	4.7	...	1	
164...	61	22	22	19	3	14	11000	6.3	8	38	4.4	...	1	
165...	106	27	27	27	16	9500	6.9	11	46	4.5	...	3	
166...	32	7	7	7	5	...	8.2	2	
167...	**53	14	14	14	8	16000	7.4	6	60	4.2	
168...	*187	58	55	50	5	2	...	2	...	1	19	17500	5.9	38	50	4.8	2	2
169...	157	58	58	55	3	15	...	5.3	43	52	4.2	2	3	
170...	53	20	18	18	...	2	2	9	...	6.0	9	49	4.3	...	1	
171...	86	24	22	22	...	2	2	11	...	7.0	13	53	4.8	...	3	
172...	113	42	35	31	4	2	...	2	...	11	...	6.5	25	44	4.7	...	5	
173...	111	34	20	18	2	12	2	9	...	5.7	24	47	4.3	...	5	
174...	88	23	15	15	...	8	8	7	...	6.6	14	49	5.4	...	4	
175...	172	53	41	38	3	12	10	2	...	18	6000	5.2	31	43	4.5	...	6	
176...	186	54	28	26	2	26	16	10	...	16	8500	5.1	35	41	4.9	...	9	
177...	15	5	4	4	...	1	4	1	
178...	148	40	36	36	4	
179...	**33	14	14	14	15	8500	6.7	23	45	4.7	3	5	
180...	74	77	77	7	70	14	44	1.6	...	1	
181...	112	38	38	34	4	2	64	43	1.3	...	1	
182...	39	16	16	16	5	...	6.6	30	45	4.2	...	6	
183...	**128	50	48	48	...	2	2	7	...	6.7	9	49	4.8	
184...	**150	17	16	12	4	1	1	2	13	67	3.5	1	3	
185...	*132	59	35	35	...	24	21	3	...	8	...	7.4	42	62	3.2	3	3	
186...	139	52	2	2	...	31	26	5	...	19	...	6.4	44	50	3.3	1	7	
187...	120	85	83	80	3	2	4	71	53	2.2	...	5	
190...	1	
192...	37	42	42	...	42	
193...	34	24	8	5	3	16	...	16	...	4	37	21	1.0	
194...	7	7	2	2	...	1	...	1	...	4	17	31	1.8	
195...	80	39	29	28	1	4	...	4	...	6	4	4	
196...	56	30	22	13	9	8	2	6	...	2	25	39	4.0	...	1	
199...	41	18	15	5	10	3	17	32	4.6	...	1	
200...	18	8	7	5	2	1	...	1	...	4	3	
201...	381	124	83	67	16	29	6	23	...	12	20	...	5.6	90	3.6	4.2	3	20
202...	6	1	
204...	118	39	36	25	11	1	...	1	...	2	10	...	5.3	28	35	4.5	...	3
205...	57	18	18	17	1	6	...	5.3	12	47	4.3	...	3	
206...	88	32	26	21	5	4	8	...	5.8	23	58	4.0	...	3	

City Block Characteristics

Table 2.—CHARACTERISTICS OF HOUSING UNITS, BY BLOCKS: 1960—Con.

["Total population" contains no persons in group quarters unless preceded by asterisk; one asterisk (*) denotes less than 10 percent; two asterisks (**), 10 percent or more]

Blocks within block numbering areas	Total population	All housing units by condition and plumbing								Occupied housing units						1.01 or more persons per room					
		Total	Sound			Deteriorating			Dilapidated	Owner occupied			Renter occupied				Occupied by non-white				
			Total	With all plumbing facilities	Lacking some or all facilities	Total	With all plumbing facilities	Lacking some or all facilities		Total	Average value (dollars)	Average number of rooms	Total	Average contract rent (dollars)	Average number of rooms						
207...	28	4		
210...	21	6	4	4	...	2	...	2	3	2		
212...	34	7	6	6	...	1	1	5	10500	7.0	2		
213...	2	1		
214...	102	28	25	23	2	3	3	13	8500	6.1	14	48	5.7		
215...	22	8	8	6	2	3	5		
216...	81	26	24	23	1	2	2	12	8500	5.7	14	48	4.6		
217...	106	34	28	24	4	6	6	18	10500	5.8	13	42	5.4		
218...	115	34	32	32	...	2	1	1	24	12500	5.8	9	62	5.5		
219...	116	40	33	31	2	7	7	19	10000	5.6	20	44	4.3		
220...	40	11	9	9	2	5	...	5	...	5.4	6	44	4.3	...	3		
221...	218	86	44	31	13	26	12	14	...	16	27	8500	5.5	52	32	3.7	8		
222...	62	21	10	10	...	7	7	4	27	...	4.2	15	46	4.2	2		
223...	31	14	14	14	4	4	10	53	3.8		
225...	515	176	67	63	4	87	57	30	...	22	62	9500	5.3	97	39	4.1	...	5	18		
226...	52	16	9	9	...	6	5	1	10	8500	5.3	4	3		
227...	32	10	7	7	...	3	3	5	...	5.0	5		
228...	63	19	15	15	...	4	4	11	...	5.6	7	43	4.6	2		
229...	168	48	25	21	4	22	16	6	...	1	25	9500	5.4	22	40	4.7	5		
230...	42	15	9	9	...	6	5	1	10	12000	5.6	5	39	4.4	2		
231...	126	45	30	28	2	15	9	6	24	9000	5.7	20	37	4.4	1		
232...	31	11	11	11	7	11000	5.3	4	1		
233...	38	11	9	9	...	2	2	6	...	5.7	4	2		
234...	34	10	8	8	...	2	2	6	...	5.2	4	1		
235...	55	30	15	9	6	3	...	3	...	12	7	...	4.6	17	30	3.9	1		
236...	28	13	9	6	3	4	4	4	8	38	3.9		
C.....	*10160	3087	2148	2019	129	555	431	122	2	384	1626	11500	5.5	1337	42	4.5	8	298	...		
1...	3	3	
2...	217	62	30	27	3	21	19	2	...	11	20	10000	5.4	38	43	4.4	13	...	
3...	23	12	11	3	8	1	...	1	3	8	37	3.1	
4...	30	12	6	5	1	5	2	3	...	1	11	47	3.8	2	
5...	130	46	23	23	...	23	17	5	1	...	18	9000	5.8	25	40	4.1	2	
6...	51	14	9	9	...	5	5	10	8000	6.1	3	1	
7...	56	19	9	9	...	10	7	3	12	9000	6.1	6	35	4.5	
8...	24	6	3	3	...	3	3	3	3	
9...	22	8	8	8	5	...	6.8	3	
10...	109	36	27	26	1	9	4	5	24	11500	6.5	11	43	4.8	
11...	31	11	11	11	9	19000	5.0	2	
12...	35	10	9	9	...	1	1	9	12500	5.1	
13...	249	67	53	53	...	12	9	3	...	2	46	9500	6.2	20	37	5.2	1	
14...	68	34	18	17	1	6	2	4	14	10500	5.6	10	32	4.2	3	
15...	*101	23	22	19	3	11	9	2	18	9500	5.9	15	43	5.3	
16...	89	26	17	17	...	8	7	1	...	1	15	8500	6.3	9	38	4.7	2	
17...	21	8	7	7	...	1	1	6	9000	7.3	2	
18...	11	4	
19...	31	13	3	3	...	10	9	1	4	5	36	5.0	1	
20...	15	5	1	1	...	3	3	1	3	1	
21...	82	28	19	18	1	3	3	6	17	10000	5.5	7	54	5.7	2	
22...	34	11	8	8	...	2	2	1	8	10500	4.8	3	
23...	74	21	19	14	5	2	13	8000	5.0	8	33	4.9	3	
24...	228	69	46	36	10	4	4	19	17	...	5.1	42	39	4.7	10	
25...	193	84	37	20	17	16	3	13	...	31	6	...	5.0	63	34	4.4	8	
26...	136	60	40	36	4	16	9	7	...	4	6	...	4.7	50	43	3.9	...	2	...	3	
27...	74	43	28	26	2	15	4	11	1	41	46	2.4	3	
28...	*93	27	17	8	9	7	5	2	...	3	3	...	5.3	20	32	4.7	3	
29...	69	35	11	5	6	19	11	8	...	5	6	...	4.5	23	31	4.4	1	
30...	170	46	20	14	6	26	16	9	1	...	3	39	43	4.6	10	
31...	34	12	12	9	3	2	9	40	4.8	1	
32...	150	43	16	16	...	21	12	6	9	11000	5.7	30	40	4.8	8	
33...	75	21	11	9	2	10	9	6	...	5.5	13	37	4.9	7	
34...	141	41	39	36	3	2	1	1	14	10500	5.2	26	43	4.5	4	
35...	31	6	3	3	...	3	1	5	38	4.6	4	
36...	74	30	5	2	3	4	26	36	3.9	1	
37...	*32	5	1	1	25	4	4	
38...	101	44	1	1	43	2	1	
39...	89	25	25	35	30	3.9	2	
40...	118	32	5	5	...	11	8	3	3	19	33	4.2	7	
41...	39	13	1	1	16	9	...	5.7	21	40	4.9	4	
42...	169	49	45	45	...	2	2	12	5	...	5.0	8	75	4.5	1	
43...	41	13	7	7	...	3	3	35	12500	5.3	14	36	4.7	2	
44...	50	17	10	10	...	4	4	2	5	...	4.6	8	40	4.3	2	
45...	*52	5	4	3	...	6.1	8	45	4.8	
46...	166	46	4	3	1	5	1	4	1	
47...	143	39	1	11	11	31	13	...	4.9	31	38	4.7	9	
48...	11	4	10	8	2	...	29	7	...	5.0	32	46	4.8	5	
49...	191	61	58	50	8	6
50...	78	23	23	23	4	19	79	4.6	3	
51...	44	11	10	8	2	5	...	5.4	6	42	4.7	2	
52...	68	21	21	20	1	9	...	5.3	12	35	4.7	3	
53...	60	17	3	3	...	6	6	7	...	6.6	10	43	4.7	1	
54...	70	21	3	3	...	6	6	12	9	...	5.6	11	34	4.4	3	
55...	84	27	3	3	...	10	6	4	...	14	10	...	5.0	17	34	4.4	2	
56...	79	22	20	20	9	10	...	5.6	12	49	4.8	5	
57...	34	9	9	9	5	...	5.2	4	2	
58...	23	6	6	6	3	3	1
59...	46	14	11	11	...	2	2	1	7	...	5.3	7	47	4.3	1	

Table 2.—CHARACTERISTICS OF HOUSING UNITS, BY BLOCKS, 1960—Con.

["Total population" contains no persons in group quarters unless preceded by asterisk; one asterisk (*) denotes less than 10 percent; two asterisks (**), 10 percent or more]

Blocks within block numbering areas	Total population	All housing units by condition and plumbing									Occupied housing units								
		Sound					Deteriorating				Dilapidated	Owner occupied			Renter occupied			Occupied by non-white	1.01 or more persons per room
		Total	Total	With all plumbing facilities	Lacking some or all facilities	Total	With all plumbing facilities	Lacking some or all facilities		Total		Average value (dollars)	Average number of rooms	Total	Average contract rent (dollars)	Average number of rooms			
								With flush toilet	No flush toilet										
69...	49	14	12	12	...	2	2	11	13000	5.0	3	1	
70...	45	12	11	11	...	1	1	7	...	5.4	4	3	
71...	23	7	6	6	...	1	1	5	13000	6.0		
72...	15	4	
73...	13	4	
74...	92	26	24	24	...	2	2	18	13500	5.1	8	53	4.1	...	2	
75...	66	20	18	18	...	1	1	14	12500	4.9	6	39	4.7	...	2	
76...	28	9	8	8	...	1	1	8	10000	5.5	1	
79...	35	10	10	10	8	16000	5.9	2	
80...	61	17	13	13	...	4	4	9	...	5.7	8	43	4.8	...	2	
81...	66	20	10	10	...	8	8	2	15	9000	5.6	5	45	5.0	...	2	
82...	70	24	1	1	...	9	8	...	1	14	6	...	5.3	17	43	4.4	...	2	
83...	53	15	7	7	...	1	1	7	7	12000	6.3	8	46	3.6	...	2	
84...	36	17	10	8	2	7	7	6	...	5.5	10	48	4.7	
85...	66	24	22	20	2	2	2	10	...	5.6	13	46	4.7	
86...	69	20	19	17	2	1	1	12	12000	5.8	8	44	4.4	...	2	
87...	64	20	20	17	3	11	14000	5.2	9	35	3.9	
88...	26	7	7	7	7	10000	5.6	1		
89...	117	30	29	29	...	1	1	24	12500	5.8	6	57	4.2	...	3	
90...	40	14	14	14	9	10000	5.6	5	52	4.6	
91...	49	15	13	13	...	2	2	13	10000	5.4	2	1	
93...	26	8	4	4	...	3	3	1	6	11500	5.8	2	1	
96...	21	6	6	6	6	13000	5.3	1	
97...	57	19	16	14	2	3	3	9	...	4.9	10	48	4.3	...	1	
98...	67	19	12	12	...	5	5	1	...	1	12	13000	5.8	6	41	3.8	...	2	
99...	30	9	2	1	1	6	5	1	...	1	7	...	6.1	2	1	
100...	54	17	3	3	...	4	4	10	6	...	5.2	11	45	4.1	...	2	
101...	50	16	13	12	1	3	3	11	11500	5.3	5	48	4.4	
103...	50	16	14	13	1	2	1	1	13	13500	5.4	5	
104...	79	19	14	14	...	4	4	1	14	11500	5.8	2	38	4.4	...	4	
105...	41	9	7	7	...	2	2	6	12000	5.7	3	1	
106...	29	14	13	11	2	1	1	11	8500	4.6	3	
107...	43	20	20	18	2	7	...	4.4	13	45	3.2	
108...	45	12	12	12	10	12000	5.6	1	1	
109...	48	12	12	12	10	9500	5.0	2	
110...	40	12	11	11	1	11	9500	4.9	1	1	
111...	98	30	28	27	1	2	21	12000	5.1	8	56	4.3	...	2	
112...	172	47	39	39	...	2	2	6	37	9000	5.6	8	54	4.4	...	4	
113...	37	12	11	11	...	1	1	12	9000	5.2	
114...	10	3	
115...	82	22	21	21	...	1	1	20	12500	5.2	2	
116...	28	9	9	9	7	12500	4.9	2	1	
117...	30	9	9	9	9	10500	5.0	1	
118...	32	10	5	5	...	5	5	7	10000	7.0	1	
119...	4	1	
120...	45	15	15	15	14	12000	4.9	1	
121...	33	7	7	7	7	14000	5.1	2	
122...	30	13	9	9	...	4	3	1	9	16500	5.3	4	
123...	54	13	11	11	...	2	2	8	13500	6.0	5	46	4.6	...	1	
124...	86	23	16	16	...	7	7	14	10500	5.2	9	45	5.0	
126...	37	14	8	8	...	6	6	6	...	5.3	8	43	5.4	
127...	67	18	15	15	...	3	3	9	...	5.4	9	44	4.6	...	1	
128...	35	11	11	11	7	...	4.9	3	1	
129...	27	7	3	3	...	4	4	5	...	6.8	2	1	
130...	41	14	12	11	1	2	2	7	...	5.6	7	42	3.9	...	2	
132...	92	28	26	25	1	2	2	17	11000	5.2	11	48	4.5	...	1	
134...	35	8	7	7	...	1	1	8	15500	6.5	
135...	21	9	8	8	...	1	1	8	10500	5.9	
136...	32	8	7	7	...	1	1	8	13000	5.8	
137...	63	19	13	13	...	6	6	15	12500	5.1	4	
138...	74	17	14	14	...	3	2	1	15	13500	5.3	2	2	
140...	66	18	16	16	...	2	2	16	13500	5.4	2	2	
141...	18	5	5	5	4	1	
142...	25	7	4	4	...	3	3	5	...	7.2	2	
144...	95	26	18	18	...	8	6	2	19	12500	5.1	7	81	4.3	...	3	
145...	108	34	30	30	...	4	2	2	30	15500	5.8	4	
146...	12	4	
147...	80	24	24	24	21	10500	4.8	3	2	
148...	6	1	
150...	25	7	7	7	6	...	5.8	1	
151...	178	38	38	38	31	11000	5.3	7	62	4.9	...	12	
152...	9	4	48	14500	5.1	3	6	
154...	203	59	51	51	...	8	6	2	60	13000	5.4	5	...	4.0	...	12	
162...	253	65	61	61	...	4	3	1	...	1	3	4	8	
163...	23	7	6	6	31	11500	5.3	4	2	
164...	135	37	28	26	2	5	4	1	...	4	2	5	36	5.2	...	1	
166...	26	7	7	7	11	12000	6.3	5	54	6.0	...	1	
167...	55	16	16	16	12	7500	6.3	9	41	5.0	...	2	
168...	82	22	19	17	2	3	2	1	
169...	5	1	
170...	83	17	12	11	1	5	5	9	8500	6.0	8	39	5.1	...	7	
171...	111	33	19	19	...	14	14	12	10000	5.2	21	41	4.2	...	4	
172...	60	21	20	20	...	1	1	17	10500	5.1	3	
173...	16	4	
174...	10	3	
175...	90	24	12	12	...	12	11	1	10	...	6.0	13	44	5.3	...	4	
176...	43	11	9	9	...	2	2	5	...	6.6	6	53	5.0	...	1	

U.S. CENSUS OF HOUSING: 1960

Series HC(3)-186

CITY BLOCKS

Holyoke, Mass.

Prepared under the supervision of
WAYNE F. DAUGHERTY, Chief
Housing Division




U.S. DEPARTMENT OF COMMERCE

Luther H. Hodges, Secretary

BUREAU OF THE CENSUS

Richard M. Scammon, Director (From May 1, 1961)
Robert W. Burgess, Director (To March 3, 1961)





BUREAU OF THE CENSUS

RICHARD M. SCAMMON, *Director* (From May 1, 1961)
ROBERT W. BURGESS, *Director* (To March 3, 1961)

A. ROSS ECKLER, *Deputy Director*
HOWARD C. GRIEVES, *Assistant Director*
CONRAD TABUBER, *Assistant Director*
MORRIS H. HANSEN, *Assistant Director for Statistical Standards*
CHARLES B. LAWRENCE, JR., *Assistant Director for Operations*
WALTER L. KEHRES, *Assistant Director for Administration*
CALVERT L. DEDRICK, *Chief, International Statistical Programs Office*
A. W. VON STRÜVE, *Acting Public Information Officer*

Housing Division—

WAYNE F. DAUGHERTY, *Chief*
DANIEL B. RATHBUN, *Assistant Chief*
BEULAH WASHBAUGH, *Special Assistant*
MILTON D. LIEBERMAN, *Chief, Coordination and Research*

Decennial Operations Division—GLEN S. TAYLOR, *Chief*
Electronic Systems Division—ROBERT F. DRURY, *Chief*
Field Division—JEFFERSON D. MCPHIE, *Chief*
Geography Division—WILLIAM T. FAY, *Chief*
Population Division—HOWARD G. BRUNSMAN, *Chief*
Statistical Methods Division—JOSEPH STEINBERG, *Chief*

Library of Congress Card Number: A61-9347

SUGGESTED CITATION

U.S. Bureau of the Census. *U.S. Census of Housing: 1960. Vol. III, City Blocks.*
Series HC(3), No. 186.
U.S. Government Printing Office, Washington, D.C., 1961.

For sale by the Superintendent of Documents, U.S. Government Printing Office, Washington 25, D.C.
or any of the Field Offices of the Department of Commerce—Price 25 cents.

Table 1.—CHARACTERISTICS OF HOUSING UNITS, FOR THE CITY: 1960

Subject	Number	Percent	Subject	Number	Percent
All housing units	18,640	100.0	Occupied housing units—Con.		
CONDITION AND PLUMBING			COLOR		
Sound	16,715	89.7	White	17,284	99.2
With all plumbing facilities	4,755	79.2	Nonwhite	148	0.8
Lacking some or all facilities	1,960	10.5	PERSONS PER ROOM		
Deteriorating	1,835	9.8	1.00 or less	16,173	92.8
With all plumbing facilities	1,415	7.6	1.01 or more	1,259	7.2
Lacking some or all facilities	420	2.3	AVERAGE NUMBER OF ROOMS		
With flush toilet	414	2.2	Owner occupied	6.1	...
No flush toilet	6	...	Renter occupied	4.2	...
Dilapidated	90	0.5	VALUE AND RENT		
Occupied housing units	17,432	100.0	Average value	15,500	...
TENURE			Average contract rent	50	...
Owner occupied	5,396	31.0			
Renter occupied	12,036	69.0			

NOTE.—On the map for Holyoke approximately 520 blocks are identified.

Table 2.—CHARACTERISTICS OF HOUSING UNITS, BY BLOCKS: 1960

["Total population" contains no persons in group quarters unless preceded by asterisk: one asterisk (*) denotes less than 10 percent; two asterisks (**), 10 percent or more]

Blocks within census tracts	Total population	All housing units by condition and plumbing								Occupied housing units								
		Total	Sound			Deteriorating			Dilapidated	Owner occupied			Renter occupied			Occupied by non-white	1.01 or more persons per room	
			Total	With all plumbing facilities	Lacking some or all facilities	Total	With all plumbing facilities	Lacking some or all facilities		Total	Average value (dollars)	Average number of rooms	Total	Average contract rent (dollars)	Average number of rooms			
H0-44...	*10563	3064	2694	2667	27	361	342	16	3	9	2011	13500	5.7	962	59	4.7	10	157
1...	51	13	13	13	12	14000	5.6	1	1
2...	43	13	11	11	...	2	2	11	14500	5.6	1	1
3...	27	5	3	3	...	2	2	5	10000	6.2	2
11...	124	38	37	37	1	32	16000	5.8	5	69	4.8	...	2
12...	53	15	15	15	14	16500	5.3	1	1
13...	39	13	13	13	12	13500	5.3	1
15...	156	47	45	43	2	2	2	38	14000	6.7	9	58	6.3
18...	152	52	48	48	...	4	4	43	13000	6.2	8	63	5.0	...	3
24...	4	3
25...	30	10	9	8	1	1	1	9	12000	4.3	1
28...	22	8	8	8	6	13500	5.3
29...	17	5	4	4	...	1	1	5	9500	4.8	1
30...	12	6	6	6	4
31...	11	3
34...	16	4
35...	78	20	20	20	18	10000	4.7	2	4
36...	42	12	12	12	11	18000	5.1	1
37...	26	8	8	8	7	20000	5.6
38...	74	16	16	16	14	16000	5.1	2	4
39...	46	12	12	12	12	16000	5.3
40...	39	11	11	11	10	20000	5.8	1
41...	31	9	8	8	...	1	1	8	17500	5.8
43...	41	12	12	12	11	17500	5.3
44...	22	7	7	7	5	18500	5.6
50...	4	2
51...	2	1
55...	**825	38	36	36	...	2	2	29	13000	6.2	7	...	6.7	...	4
57...	6	3
58...	22	7	7	7	2	5	34	4.8
59...	11	6	6	6	5	...	6.4	1
60...	24	8	6	6	...	2	2	6	8500	6.0	2	1	...
63...	3	2
65...	30	12	10	10	...	2	2	10	12000	5.3	2
66...	57	19	19	19	13	12000	5.4	5	47	5.0	...	1
67...	9	2
70...	52	17	16	15	1	1	1	11	12500	7.3	5	74	4.4
71...	60	19	19	19	13	14500	6.1	6	71	4.8
72...	200	61	61	61	35	12500	6.0	26	64	5.5
73...	218	56	56	56	30	13000	6.0	26	64	5.5	...	3
74...	163	62	62	61	1	42	12500	6.1	20	59	4.5
75...	42	12	12	12	10	12000	5.8	2
76...	3	1
78...	99	32	30	30	...	2	2	19	13500	5.5	13	50	5.2
79...	109	35	35	34	1	16	...	5.4	19	89	4.9	...	1
80...	*172	54	54	54	35	13000	6.3	19	59	6.0
81...	125	39	39	39	25	14000	6.8	14	66	4.9
83...	74	18	8	8	...	10	10	13	11500	6.7	5	...	5.2
84...	142	52	33	31	2	19	16	3	20	10500	6.4	31	59	4.2	1	1
85...	114	39	18	18	...	21	21	20	11000	6.2	19	63	4.4	...	1
86...	132	34	12	12	...	22	22	16	10000	5.8	18	64	5.2	...	3
87...	47	21	6	6	...	15	7	8	10	...	5.9	7	45	4.4

City Block Characteristics

Table 2.—CHARACTERISTICS OF HOUSING UNITS, BY BLOCKS: 1960—Con.

["Total population" contains no persons in group quarters unless preceded by asterisk; one asterisk (*) denotes less than 10 percent; two asterisks (**), 10 percent or more]

Blocks within census tracts	Total population	All housing units by condition and plumbing								Occupied housing units								
		Sound				Deteriorating				Owner occupied			Renter occupied			Occupied by non-white	1.01 or more persons per room	
		Total	With all plumbing facilities	Lacking some or all facilities	Total	With all plumbing facilities	Lacking some or all facilities		Dilapidated	Total	Average value (dollars)	Average number of rooms	Total	Average contract rent (dollars)	Average number of rooms			
							With flush toilet	No flush toilet										
88...	49	14	10	10	...	4	4	9	9500	6.6	4	
89...	190	50	36	35	1	14	14	34	12500	7.1	14	6	
90...	175	62	25	25	...	37	37	23	11000	6.4	38	
91...	58	25	25	25	18	11000	6.1	7	
92...	60	21	21	21	14	12500	5.7	7	
93...	74	26	26	26	18	11500	5.8	6	2	
94...	120	39	39	39	20	12000	5.9	18	4	
97...	73	22	13	13	...	9	9	13	10000	6.5	9	
99...	117	47	11	11	...	36	36	10	...	6.1	35	2	
101...	211	90	87	87	...	3	3	10	21000	5.2	80	2	
102...	187	50	47	47	...	3	3	27	11000	5.9	23	4	
103...	202	64	59	56	3	5	5	35	11000	5.6	26	4	
104...	7	3	
112...	9	4	
115...	41	11	3	3	...	8	8	9	9500	7.1	2	
116...	94	27	1	1	...	22	22	...	4	3	22	5	
122...	150	46	34	34	...	12	12	28	10000	5.4	16	4	
123...	69	24	8	8	...	16	16	9	...	4.9	15	1	
124...	188	69	67	67	...	2	2	16	...	5.0	52	7	
125...	88	33	26	26	...	7	7	14	8000	5.9	17	
126...	25	8	6	6	...	2	1	1	...	4	4	1	
127...	28	9	9	9	7	...	6.4	2	
145...	18	4	
146...	38	11	7	7	...	4	2	1	1	9	11000	5.9	2	
147...	*106	30	26	26	...	4	4	29	12500	5.1	1	
148...	139	41	40	38	2	1	...	1	...	34	12000	5.3	3	1	3	
149...	79	24	24	24	23	11000	4.9	1	1	
150...	30	7	7	7	7	11500	4.9	1	
151...	47	13	13	13	11	10000	5.2	1	1	
152...	6	4	
155...	18	7	6	6	...	1	1	5	13500	4.6	1	2	
156...	111	37	32	30	2	4	2	2	1	34	11500	4.9	2	7	
157...	247	77	77	77	58	15000	6.0	18	...	97	5.4	...	
158...	72	20	19	17	2	1	1	18	18000	5.2	2	
159...	54	15	15	15	15	20000	5.1	1	
160...	16	4	
161...	46	12	12	12	12	14000	5.2	
162...	44	16	16	16	12	16000	5.3	
163...	71	22	22	22	15	16000	5.1	7	...	63	4.3	...	
164...	207	55	53	52	1	2	48	13500	5.5	4	
165...	64	16	16	16	16	14000	5.4	
166...	108	32	32	32	32	13500	5.3	
167...	33	8	8	8	8	13000	5.5	1	
168...	241	63	63	63	63	11500	4.8	4	
170...	28	8	8	8	8	17500	5.4	
171...	120	27	27	27	25	18500	6.0	2	3	
172...	52	16	16	16	16	17000	4.9	
173...	32	11	11	11	10	16500	6.2	
175...	557	182	172	172	...	9	9	...	1	130	15500	5.8	44	...	75	4.7	10	
176...	113	27	27	27	26	15000	5.6	1	
177...	129	34	33	33	...	1	1	33	17000	5.5	4	
178...	25	7	7	7	7	14000	5.6	
179...	17	5	5	5	5	15500	5.4	
180...	26	6	6	6	6	19500	5.5	
181...	24	6	6	6	6	14500	5.3	
182...	25	6	6	6	6	15500	4.8	1	
183...	7	5	5	5	2	
184...	66	23	20	18	2	3	3	9	...	5.6	14	...	63	4.3	1	
185...	205	75	70	67	3	5	4	1	...	35	9000	5.5	37	...	58	4.4	6	
186...	92	29	29	27	2	19	9000	5.8	10	...	56	3.8	...	
187...	413	135	135	135	70	13500	6.1	62	...	58	5.0	2	
188...	125	37	35	34	1	2	2	30	14000	5.9	7	...	61	4.1	4	
189...	61	16	16	16	15	16000	5.9	3	
190...	324	87	86	86	...	1	1	50	12500	6.1	37	...	61	5.1	1	
192...	142	46	19	19	...	27	27	17	...	5.8	27	...	62	5.0	1	
194...	30	9	9	9	7	12000	4.9	1	1	
195...	43	11	11	11	11	11500	4.5	3	
HO-45...	*7986	2600	2498	2463	35	86	83	3	...	16	1301	15000	6.2	1214	68	4.5	4	138
10...	114	31	31	31	29	13500	6.6	2	
11...	121	35	35	35	25	15000	6.6	10	...	72	5.6	3	
12...	118	39	39	39	20	14500	5.8	18	...	59	5.7	1	
13...	46	12	12	12	10	14500	6.2	2	
14...	168	56	56	56	40	15000	5.8	16	...	71	5.6	...	
15...	188	62	62	62	31	14500	5.8	30	...	70	4.6	1	
16...	46	15	15	15	13	12500	5.8	1	
17...	71	22	22	22	20	12500	6.1	2	
18...	120	40	40	40	30	14000	5.8	9	...	61	4.9	1	
19...	56	19	19	19	12	13000	5.6	7	...	43	5.1	...	
20...	37	14	14	14	13	16000	5.9	1	
21...	42	16	16	16	12	12500	5.8	4	
22...	48	14	14	14	13	13500	6.0	
23...	157	58	58	53	5	24	...	5.8	33	...	71	4.8	1	
24...	197	56	56	55	1	41	16500	6.2	13	...	75	5.1	1	
25...	109	35	35	35	29	15000	6.1	6	...	75	5.0	...	
26...	32	10	10	10	10	17000	6.6	
27...	95	30	30	30	16	12500	6.3	14	...	65	5.6	...	

Table 2.—CHARACTERISTICS OF HOUSING UNITS, BY BLOCKS: 1960—Con.

["Total population" contains no persons in group quarters unless preceded by asterisk; one asterisk (*) denotes less than 10 percent; two asterisks (**), 10 percent or more]

Blocks within census tracts	Total population	All housing units by condition and plumbing								Occupied housing units								
		Sound				Deteriorating				Dilapidated	Owner occupied			Renter occupied			Occupied by non-white	1.01 or more persons per room
		Total	With all plumbing facilities	Lacking some or all facilities	Total	With all plumbing facilities	Lacking some or all facilities		Total		Average value (dollars)	Average number of rooms	Total	Average contract rent (dollars)	Average number of rooms			
							With flush toilet	No flush toilet										
28...	79	24	24	24	13	12000	5.8	11	61	5.8	
29...	57	17	17	17	13	14000	6.2	4	
30...	85	34	34	34	19	12500	5.9	15	78	4.7	
32...	38	13	13	13	12	17000	7.2	1	
33...	65	18	18	18	17	22000	7.2	1	
34...	74	27	27	27	16	14500	6.6	10	63	5.0	
35...	126	35	35	35	23	17000	6.3	12	79	6.0	
36...	31	12	12	12	8	17000	6.5	3	1	
37...	46	15	15	15	11	12000	6.5	4	1	
38...	76	23	23	23	14	12500	6.0	9	84	5.1	
41...	135	44	37	37	...	7	7	18	11500	5.7	22	57	4.9	1	3	
42...	28	8	8	8	5	...	6.4	3	
43...	69	22	22	22	15	11000	6.0	7	63	5.4	...	1	
44...	126	40	29	29	...	11	11	20	11000	6.4	20	64	4.9	...	2	
45...	129	38	24	24	...	14	14	6	...	5.7	32	77	5.1	...	4	
48...	155	82	82	82	3	76	73	3.9	1	...	
50...	2	1	
51...	19	5	5	5	4	
52...	39	11	10	10	1	9	22000	6.8	2	1	
56...	20	8	8	8	7	12000	6.3	1	
57...	87	19	19	19	14	12000	7.0	5	68	5.2	...	2	
58...	76	24	24	24	16	11000	6.9	7	68	5.9	...	1	
59...	73	20	17	17	...	3	3	15	11000	6.6	4	2	
60...	65	23	22	22	...	1	1	21	12500	5.5	2	1	
61...	77	18	18	18	15	14000	6.6	3	3	
62...	70	22	22	22	18	12500	6.2	4	1	
63...	86	28	22	22	...	6	6	18	11000	6.5	9	68	5.0	...	1	
64...	41	18	18	16	2	10	22000	5.7	7	71	3.6	...	1	
65...	51	22	8	8	2	...	2	...	12	8	16500	5.5	13	60	1.5	...	3	
66...	29	33	33	33	16	130	1.7	...	5	
68...	**42	2	
69...	23	6	6	6	5	23000	8.2	1	
70...	78	26	18	18	...	7	6	1	...	11	11000	6.6	14	58	5.1	...	1	
71...	94	24	24	24	18	11000	6.5	5	70	4.4	...	3	
72...	41	16	16	16	14	16500	5.7	2	
73...	49	16	16	16	15	14500	5.6	1	
74...	38	16	14	14	...	2	2	11	17000	6.2	3	
75...	46	14	14	14	9	15000	6.1	5	77	5.6	
76...	91	26	26	26	13	16500	6.2	12	71	5.8	
77...	60	20	20	20	12	13500	5.6	7	53	4.6	...	1	
78...	72	23	20	20	...	2	2	...	1	14	12000	6.1	9	66	4.9	...	2	
79...	47	12	6	6	...	5	5	...	1	11	15500	8.3	1	
80...	61	35	34	22	12	1	1	11	25000	7.8	18	62	2.2	
81...	167	89	89	89	6	21000	6.0	82	70	3.6	...	2	
82...	221	90	90	90	13	18000	6.5	77	63	4.3	...	3	
83...	60	23	23	23	12	16000	7.0	9	71	5.0	
84...	**79	16	16	16	10	15500	7.3	5	...	3.8	
85...	249	109	109	102	7	4	102	70	4.0	1	1	
86...	38	15	15	15	2	13	84	4.2	
89...	3	1	
90...	89	21	21	21	15	17000	8.1	6	72	4.8	...	2	
91...	109	48	48	44	4	10	15000	6.7	36	60	4.5	
92...	26	7	6	6	...	1	1	7	25000	6.1	1	
93...	69	24	24	24	18	16000	6.1	5	...	4.0	...	1	
94...	36	12	10	10	...	2	2	11	18000	5.3	1	
95...	22	6	6	6	6	15000	5.2	
96...	731	172	170	170	...	2	2	55	13500	6.0	113	66	4.7	...	44	
97...	469	107	107	107	1	106	64	4.5	1	25	
98...	51	17	17	17	14	15000	7.0	3	
99...	181	53	53	53	50	15500	6.4	3	1	
100...	36	12	12	12	7	...	6.3	5	79	5.6	
101...	128	64	64	62	2	30	19000	6.0	20	62	4.7	...	1	
102...	203	65	63	63	...	2	2	53	13500	5.8	10	63	6.3	...	2	
103...	106	31	31	31	25	17000	6.4	6	57	5.7	
104...	210	62	62	60	2	36	12500	5.9	26	60	5.3	...	3	
105...	142	52	36	36	...	16	16	14	...	5.5	36	55	4.9	...	2	
HO-46...	*8477	3446	3025	2365	660	419	398	20	1	2	181	11000	6.0	3004	48	3.9	37	258
1...	143	78	78	66	12	13	14000	6.3	54	75	3.4
2...	108	61	60	35	25	1	...	1	10	12500	7.6	48	45	2.9	...	3
3...	96	31	30	29	1	1	21	9000	6.7	7	54	5.3	...	1
4...	171	73	63	63	...	10	10	8	...	6.3	59	73	4.2	...	3
5...	510	199	199	139	60	2	186	44	4.4	1	11	
6...	127	43	43	43	15	9500	6.1	27	67	4.4	...	3	
7...	92	57	57	32	25	12	10000	6.9	35	47	2.7	...	1	
8...	145	76	76	62	14	12	11000	6.7	59	63	3.3	
9...	**319	112	111	63	48	1	1	4	104	57	2.7	...	7	
10...	*196	134	132	55	77	2	2	3	...	113	46	2.3	...	1	
11...	*323	150	150	101	49	3	...	137	53	3.5	...	7	
12...	340	123	123	117	6	3	...	117	60	4.7	...	8	
13...	1422	488	487	486	1	1	4	...	469	48	4.1	...	54	
14...	199	85	65	65	...	20	20	1	...	74	61	3.9	...	4	
15...	**28	
16...	282	109	109	100	9	3	105	44	5.1	...	2	
19...	**73	39	39	9	30	2	32	33	1.5	
20...	*141	105	105	20	85	1	91	42	2.1	...	5	
21...	165	124	124	89	35	6	...	5.2	106	45	2.7	...	1	

City Block Characteristics

Table 2.—CHARACTERISTICS OF HOUSING UNITS, BY BLOCKS: 1960—Con.

["Total population" contains no persons in group quarters unless preceded by asterisk; one asterisk (*) denotes less than 10 percent; two asterisks (**), 10 percent or more]

Blocks within census tracts	Total population	All housing units by condition and plumbing									Occupied housing units						Occupied by non-white	1.01 or more persons per room
		Total	Sound			Deteriorating			Dilapidated	Owner occupied			Renter occupied					
			Total	With all plumbing facilities	Lacking some or all facilities	Total	With all plumbing facilities	Lacking some or all facilities		Total	Average value (dollars)	Average number of rooms	Total	Average contract rent (dollars)	Average number of rooms			
																With flush toilet		
22...	41	16	16	16	14	5.9	4.5	...	1	
23...	14	6	6	3	5	
24...	205	79	73	42	31	5	8	1	...	69	18	
25...	466	182	174	174	167	14	
26...	318	109	3	3	...	106	106	107	9	
27...	215	67	28	28	...	39	37	2	60	7	
30...	210	106	106	105	1	96	9	
33...	450	175	150	149	1	25	25	147	17	
37...	29	12	12	3	9	10	1	
39...	191	92	87	49	38	4	1	22	4500	5.0	58	3.7	2.8	8
40...	160	63	63	47	16	53	4.9	3.4	1	13	
41...	151	49	49	49	45	9	
42...	355	110	53	52	1	57	57	4	98	3.6	4.9	26	12	
51...	294	93	60	44	16	33	23	9	1	1	82	4.3	4.5	...	16	
52...	168	72	72	40	32	1	71	3.5	4.0	...	3	
53...	170	65	65	54	11	4	54	4.3	4.7	...	6	
54...	*94	43	43	21	22	7	8500	5.7	32	5.1	1	
55...	66	20	20	20	1	15	5.0	4.5	8	6	
HO-47...	*5625	2130	2048	1639	409	67	38	29	...	15	72	11500	5.3	1863	4.1	4.3	53	190
2...	122	47	47	45	2	1	42	4.5	4.2	2	3
3...	173	82	82	70	12	4	67	4.8	3.9	5	5
4...	233	113	112	57	55	1	...	1	1	...	96	4.0	3.1	3	13	
5...	146	89	89	54	35	2	...	63	4.5	3.1	5	2	
11...	36	16	16	2	14	1	...	11	2.8	4.5	...	6	
12...	159	55	53	50	3	2	...	2	2	...	49	3.7	4.5	3	5	
13...	194	78	76	70	6	2	...	2	3	...	68	4.0	4.6	...	2	
14...	176	101	82	82	...	8	...	8	11	...	80	4.7	4.2	...	5	
15...	278	110	110	107	3	2	...	101	4.1	4.3	...	11	
16...	*193	61	61	61	5	...	49	3.8	4.6	...	11	
18...	137	58	57	57	...	1	...	1	6	...	48	4.2	4.4	...	1	
19...	*35
22...	264	78	78	39	39	6	...	67	5.6	4.8	3	12	
23...	6	2
25...	478	151	145	112	33	6	...	6	2	...	140	3.9	4.5	...	16	
26...	108	35	35	15	20	6	7000	5.8	26	3.7	4.7	...	5
27...	183	61	61	61	1	...	59	4.4	4.2	...	5	
28...	320	119	119	63	56	5	...	109	3.4	4.6	...	8	
29...	335	132	126	97	29	6	...	4	8	...	111	3.7	4.6	18	7	
30...	371	149	144	139	5	1	...	1	...	4	2	...	136	3.9	4.5	1	8	
31...	416	146	141	131	10	5	...	5	2	...	134	3.7	4.3	...	17	
39...	243	88	88	88	1	...	85	4.7	4.4	...	5	
40...	262	94	94	77	17	4	...	89	4.1	4.6	7	7	
41...	484	176	165	106	59	11	6	5	4	...	155	3.7	4.4	...	24	
42...	31	12	7	3	4	5	3	2	3	...	7	3.7	4.4	1	...	
43...	66	21	20	15	5	1	...	1	20	4.0	4.4	...	2	
44...	28	9	7	2	8	4.0	4.8	...	1	
50...	148	47	29	29	...	18	1	...	41	3.6	4.5	13	9	
HO-48...	*5791	2053	1558	1430	128	467	356	110	1	28	124	15000	5.3	1695	4.0	4.3	31	244
1...	9	3
3...	150	67	67	36	31	2	...	61	2.7	3.8	6	7	
4...	31	37	37	2	35	27	3.1	1.0	...	1	
9...	84	46	43	32	11	3	2	1	36	4.3	4.2	7	3	
10...	62	36	27	8	19	9	5	3	1	...	2	...	31	3.2	2.5	4	2	
15...	141	51	45	45	...	3	3	3	...	45	4.2	4.4	...	2	
16...	511	171	145	145	...	25	25	7	...	141	4.6	4.4	...	19	
17...	148	59	52	31	21	7	3	4	1	...	41	4.0	4.7	7	4	
18...	292	129	54	48	6	75	53	22	103	3.6	3.9	...	16	
19...	118	49	49	20	29	4	...	29	3.1	4.6	1	10	
20...	30	16	13	13	...	3	...	3	15	4.5	3.3	...	3	
21...	**21	2
22...	548	195	194	192	2	1	...	1	12	7500	5.6	172	5.1	4.5	...	16
23...	305	97	97	97	1	...	86	4.0	4.7	...	15	
25...	223	69	63	63	...	6	...	6	7	...	56	3.8	4.6	...	8	
26...	392	136	135	134	1	1	...	1	19	9000	4.8	114	4.1	4.7	...	12
27...	169	72	68	62	6	4	4	7	6000	5.6	57	3.3	4.6	...	4
28...	194	73	47	47	...	26	26	4	...	58	3.5	4.4	...	6	
29...	370	124	124	123	1	9	...	100	3.6	4.5	2	20	
32...	257	82	45	40	5	30	20	10	7	...	6.0	5.9	3.5	4.5	1	18
33...	106	44	38	35	3	6	...	6	8	...	5.4	3.3	3.5	
34...	248	92	89	89	...	3	3	4	...	81	4.1	4.5	...	5	
35...	32	12	12	12	1	...	11	4.1	4.3	...	1	
36...	370	110	101	93	8	9	...	9	7	...	95	3.9	4.2	...	20	
37...	*155	50	48	48	...	2	2	2	...	44	3.6	4.7	...	4	
38...	212	64	42	42	...	11	11	11	6000	5.3	45	3.8	4.6	...	11
39...	265	74	68	68	6	...	68	4.5	4.4	...	12	
41...	58	11	11	11	11	4.6	4.6	...	6	
42...	225	48	48	48	48	4.9	4.6	3	17	
43...	*57	23	23	23	1	...	18	2.9	4.7	...	1	
48...	8	11	11	1	10	1	...	6	4.6	2.3	
HO-49...	*5024	2270	1896	1229	667	357	125	231	1	17	135	9000	5.6	1889	4.2	3.7	9	137
2...	49	16	9	9	...	7	7	4	...	12	3.4	5.0	...	2	
3...	186	67	19	19	...	48	41	7	13	7000	6.3	48	4.1	4.1	...	6
4...	202	73	34	34	...	39	39	4	...	63	4.0	4.3	...	6	

Table 2.—CHARACTERISTICS OF HOUSING UNITS, BY BLOCKS: 1960—Con.

["Total population" contains no persons in group quarters unless preceded by asterisk; one asterisk (*) denotes less than 10 percent; two asterisks (**), 10 percent or more]

Blocks within census tracts	Total population	All housing units by condition and plumbing								Occupied housing units								
		Total	Sound			Deteriorating			Dilapidated	Owner occupied			Renter occupied			Occupied by non-white	1.01 or more persons per room	
			Total	With all plumbing facilities	Lacking some or all facilities	Total	With all plumbing facilities	Lacking some or all facilities		Total	Average value (dollars)	Average number of rooms	Total	Average contract rent (dollars)	Average number of rooms			
						With flush toilet	No flush toilet											
5...	175	68	68	68	11	...	5.5	54	43	4.8	...	4	
6...	99	34	34	34	4	28	74	4.5	...	2	
7...	115	69	69	45	24	4	57	56	3.2	
8...	197	68	68	67	1	1	62	45	4.7	...	5	
9...	149	60	59	50	9	1	1	8	...	4.9	49	48	4.3	...	4	
10...	183	88	62	41	21	9	2	7	...	17	...	5.8	61	36	4.1	...	8	
11...	153	59	47	42	5	12	11	1	...	6	...	4.8	50	29	4.6	...	2	
12...	37	13	13	13	4	9	30	4.1	...	1	
13...	134	61	61	35	26	10	...	5.4	46	33	4.2	...	3	
14...	182	74	59	51	8	15	7	8	...	8	7500	6.0	57	30	4.4	...	4	
15...	129	54	54	24	30	2	51	38	4.4	...	1	
16...	*20	1	
17...	149	75	75	73	2	2	71	60	3.8	
18...	*59	28	28	28	2	26	66	3.4	
19...	234	132	132	91	41	1	115	68	3.2	...	7	
20...	199	161	161	61	100	154	53	1.9	...	2	
22...	*64	35	19	7	12	16	...	16	...	2	24	24	4.0	...	1	
23...	*144	51	29	4	25	22	...	22	...	4	38	30	4.7	...	6	
24...	*84	27	27	16	11	4	20	26	4.1	...	2	
25...	74	31	31	20	11	6	...	5.5	24	36	3.9	...	3	
26...	318	117	117	38	79	3	101	32	4.5	...	9	
27...	184	117	103	23	80	14	...	14	...	2	97	29	3.4	...	4	
28...	60	60	58	12	46	2	...	2	...	1	48	30	1.7	...	1	
29...	19	12	8	5	3	4	...	4	12	41	2.2	...	1	
30...	134	50	50	44	6	2	46	52	4.6	...	2	
33...	14	8	8	8	8	48	3.0	
34...	*4	1	
37...	64	52	52	...	52	47	35	2.1	...	1	
38...	193	67	58	53	5	9	...	9	64	43	3.9	...	9	
39...	206	81	65	65	...	16	...	16	...	1	75	42	3.5	2	8	
40...	252	112	91	66	25	21	1	20	...	1	97	37	3.3	1	14	
41...	249	93	54	52	2	39	...	39	...	4	60	32	4.8	...	11	
42...	147	61	14	12	2	47	10	36	1	7	...	6.3	40	26	4.6	3	5	
43...	32	15	15	2	13	12	14	4.6	...	1	
44...	61	25	5	2	3	20	3	17	...	3	18	18	4.2	3	1	
52...	70	54	54	16	38	1	44	48	3.3	...	1	
HO-50...	*5385	1918	1849	1817	32	67	63	4	...	2	635	11500	6.2	1229	63	4.4	3	92
1...	54	22	22	20	2	14	21000	7.7	8	73	4.3	
2...	79	26	26	24	2	8	...	6.5	17	81	4.6	...	1	
3...	118	28	23	23	...	3	3	2	12500	6.8	9	65	6.1	...	3	
4...	58	20	17	15	2	3	3	16	18000	7.0	3	
5...	128	39	39	39	19	14500	6.3	18	63	4.5	...	2	
6...	123	35	35	35	19	11000	6.3	16	57	4.8	...	4	
7...	254	82	82	82	21	11000	5.9	58	59	4.3	...	9	
8...	64	17	17	17	15	11000	6.8	2	1	
9...	64	13	13	12	1	12	12500	7.3	1	1	
10...	109	32	32	32	17	11000	6.1	13	60	4.7	...	2	
11...	135	43	40	40	...	3	3	25	12000	6.7	17	66	4.9	...	1	
12...	52	20	19	15	4	1	1	11	12000	7.5	7	68	3.0	
13...	59	16	16	15	1	9	15000	7.8	6	57	4.0	...	1	
15...	134	54	47	47	...	7	7	12	12500	6.7	42	94	3.8	...	1	
16...	138	61	60	60	...	1	1	9	12500	5.7	52	52	3.4	...	2	
17...	182	68	68	67	1	16	9000	5.4	50	55	4.5	...	5	
18...	164	53	53	53	30	10000	5.8	18	56	5.1	...	4	
19...	88	36	36	36	11	...	5.7	24	58	3.6	
20...	162	71	71	71	8	...	5.9	60	69	4.2	...	2	
21...	118	36	30	26	4	6	4	2	...	16	12000	6.6	20	53	4.5	...	3	
22...	73	19	18	18	...	1	1	11	12500	5.9	7	66	5.1	...	1	
23...	152	62	58	58	...	4	4	11	...	6.3	48	74	4.1	1	1	
24...	124	44	44	44	17	...	5.2	26	58	4.5	...	4	
25...	193	61	56	54	2	5	5	32	12000	6.1	29	54	4.8	...	2	
26...	155	56	55	55	...	1	1	19	14000	7.9	36	138	4.9	...	1	
30...	255	101	101	101	18	...	5.6	82	61	4.7	...	1	
31...	15	5	5	5	1	4	
33...	*39	16	16	16	1	14	133	2.9	1	1	
34...	73	30	29	29	...	1	1	11	...	6.5	19	71	4.3	...	2	
35...	173	71	65	64	1	6	6	23	11500	6.3	45	48	4.2	...	2	
36...	140	44	37	34	3	7	7	24	9500	5.3	19	57	4.5	...	5	
37...	97	39	39	39	4	35	62	4.1	1	...	
38...	111	41	39	39	...	2	2	13	9000	6.2	28	55	4.0	...	1	
39...	40	18	18	18	2	16	73	4.4	
40...	190	93	91	90	1	2	2	6	...	6.0	83	74	4.3	...	3	
41...	137	57	55	54	1	2	2	13	9000	6.4	44	60	4.0	...	1	
42...	146	54	51	51	...	3	2	1	...	20	...	5.4	32	53	4.4	...	2	
43...	130	51	49	48	1	2	2	25	10500	5.4	24	52	4.2	
44...	176	59	59	57	2	14	10000	6.4	44	43	4.8	...	5	
46...	2	1	
47...	125	36	34	32	2	2	2	23	8500	5.5	13	39	4.5	...	8	
48...	278	89	89	89	10	...	5.4	77	46	4.8	...	4	
49...	170	66	61	61	...	5	4	1	...	11	10500	5.5	51	55	4.7	...	3	
50...	19	7	7	7	4	3	
51...	*12	
52...	77	26	26	24	2	14	10000	6.6	9	43	4.6	...	3	

City Block Characteristics

Table 2.—CHARACTERISTICS OF HOUSING UNITS, BY BLOCKS: 1960—Con.

["Total population" contains no persons in group quarters unless preceded by asterisk; one asterisk (*) denotes less than 10 percent; two asterisks (**), 10 percent or more]

Blocks within census tracts	Total population	All housing units by condition and plumbing									Occupied housing units							
		Total	Sound			Deteriorating			Dilapidated	Owner occupied			Renter occupied			Occupied by non-white	1.01 or more persons per room	
			Total	With all plumbing facilities	Lacking some or all facilities	Total	With all plumbing facilities	Lacking some or all facilities		Total	Average value (dollars)	Average number of rooms	Total	Average contract rent (dollars)	Average number of rooms			
								With flush toilet										No flush toilet
HO-51...	*3838	1159	1147	1145	2	11	10	1	...	1	937	21000	7.1	180	71	4.9	1	43
10...	153	48	48	48	47	31000	6.9
13...	38	15	15	15	12	17500	6.3	1
16...	126	41	41	41	37	19500	7.1	3
17...	93	31	31	31	27	23000	7.6	2	1
18...	52	17	17	17	16	26000	9.6
19...	32	10	10	10	10	22000	8.3
20...	33	9	9	9	9	22000	7.7
21...	52	16	16	16	15	17500	7.4	1
22...	**155	41	41	41	31	23000	8.5	9	62	4.9
23...	170	51	51	50	1	39	16000	8.2	12	72	4.1	...	2
27...	189	61	61	61	44	14000	8.0	14	67	4.1	...	2
28...	45	14	14	14	10	14000	7.5	4	2
29...	53	15	15	15	9	11500	6.3	6	85	5.0	...	2
30...	84	30	30	30	15	11500	6.1	6	76	4.5	...	1
31...	75	25	25	25	16	14000	7.1	9	53	5.1
32...	115	36	36	35	1	20	12000	6.9	13	74	5.6
33...	125	33	33	33	23	14000	6.7	9	60	5.9	...	1
34...	43	14	14	14	12	17500	7.7	1
35...	38	14	14	14	14	20000	7.5
36...	57	13	13	13	12	22000	8.5	1	1
37...	23	11	11	11	11	20000	8.0
38...	37	10	10	10	9	20000	8.6	1
40...	49	12	12	12	12	22000	9.1
41...	21	6	6	6	6	15000	5.7
42...	12	2
43...	13	4
44...	32	8	8	8	8	14000	5.9	1
46...	2	1
47...	...	2
49...	84	23	18	18	...	5	5	16	16000	6.7	7	67	4.4	...	3
51...	28	9	7	7	...	2	2	8	9000	6.1	1
53...	87	26	22	22	...	3	2	1	...	1	18	15500	5.8	7	69	6.1	...	3
54...	23	7	7	7	7	23000	6.0
55...	50	12	12	12	9	37000	9.1	3	1
56...	17	5	5	5	3	1	1
58...	20	3
59...	*323	89	89	89	71	31000	6.9	14	88	4.8	...	2
60...	8	14	14	14	3
61...	13	3
62...	97	29	29	29	28	27000	6.4	1
63...	59	18	18	18	17	25000	6.0
64...	34	8	8	8	7	13000	5.9	2
65...	108	33	33	33	33	22000	6.9
66...	70	21	21	21	21	21000	6.2
67...	167	48	48	48	45	24000	7.0	2	2
68...	89	30	30	30	30	23000	5.7
69...	155	48	48	48	47	26000	8.0	1
70...	489	143	143	143	99	14500	6.1	42	63	4.3	...	15

U.S. CENSUS OF HOUSING: 1960

Series HC(3)-187

CITY BLOCKS


Lawrence, Mass.

Prepared under the supervision of
WAYNE F. DAUGHERTY, Chief
Housing Division



U.S. DEPARTMENT OF COMMERCE
Luther H. Hodges, Secretary

BUREAU OF THE CENSUS
Richard M. Scammon, *Director (From May 1, 1961)*
Robert W. Burgess, *Director (To March 3, 1961)*





BUREAU OF THE CENSUS

RICHARD M. SCAMMON, *Director* (From May 1, 1961)

ROBERT W. BURGESS, *Director* (To March 3, 1961)

A. ROSS ECKLER, *Deputy Director*
HOWARD C. GRIEVES, *Assistant Director*
CONRAD TAEUBER, *Assistant Director*
MORRIS H. HANSEN, *Assistant Director for Statistical Standards*
CHARLES B. LAWRENCE, JR., *Assistant Director for Operations*
WALTER L. KEHRES, *Assistant Director for Administration*
CALVERT L. DEDRICK, *Chief, International Statistical Programs Office*
A. W. VON STRUVE, *Acting Public Information Officer*

Housing Division—

WAYNE F. DAUGHERTY, *Chief*
DANIEL B. RATHBUN, *Assistant Chief*
BEULAH WASHABAUGH, *Special Assistant*
MILTON D. LIEBERMAN, *Chief, Coordination and Research*

Decennial Operations Division—GLENN S. TAYLOR, *Chief*
Electronic Systems Division—ROBERT F. DRURY, *Chief*
Field Division—JEFFERSON D. McPIKE, *Chief*
Geography Division—WILLIAM T. FAY, *Chief*
Population Division—HOWARD G. BRUNSMAN, *Chief*
Statistical Methods Division—JOSEPH STEINBERG, *Chief*

Library of Congress Card Number: A61-9347

SUGGESTED CITATION

U.S. Bureau of the Census. *U.S. Census of Housing: 1960. Vol. III, City Blocks.*
Series HC(3), No. 187.
U.S. Government Printing Office, Washington, D.C., 1961.

For sale by the Superintendent of Documents, U.S. Government Printing Office, Washington 25, D.C.
or any of the Field Offices of the Department of Commerce — Price 25 cents.

Table 1.—CHARACTERISTICS OF HOUSING UNITS, FOR THE CITY: 1960

Subject	Number	Percent	Subject	Number	Percent
All housing units.....	24,407	100.0	Occupied housing units—Con.		
CONDITION AND PLUMBING			COLOR		
Sound.....	19,388	79.4	White.....	22,821	99.6
With all plumbing facilities.....	17,678	72.4	Nonwhite.....	101	0.4
Lacking some or all facilities.....	1,710	7.0	PERSONS PER ROOM		
Deteriorating.....	4,224	17.3	1.00 or less.....	21,517	93.9
With all plumbing facilities.....	3,318	13.6	1.01 or more.....	1,405	6.1
Lacking some or all facilities.....	906	3.7	AVERAGE NUMBER OF ROOMS		
With flush toilet.....	904	3.7	Owner occupied.....	5.9	...
No flush toilet.....	2	...	Renter occupied.....	4.7	...
Dilapidated.....	795	3.3	VALUE AND RENT		
Occupied housing units.....	22,922	100.0	Average value.....dollars.....	13,000	...
TENURE			Average contract rent.....dollars.....	44	...
Owner occupied.....	7,278	31.8			
Renter occupied.....	15,644	68.2			

NOTE.—On the map for Lawrence approximately 790 blocks are identified.

Table 2.—CHARACTERISTICS OF HOUSING UNITS, BY BLOCKS: 1960

["Total population" contains no persons in group quarters unless preceded by asterisk; one asterisk (*) denotes less than 10 percent; two asterisks (**), 10 percent or more]

Blocks within census tracts	Total population	All housing units by condition and plumbing									Occupied housing units							
		Total	Sound			Deteriorating			Dilapidated	Owner occupied			Renter occupied			Occupied by non-white	1.01 or more persons per room	
			Total	With all plumbing facilities	Lacking some or all facilities	Total	With all plumbing facilities	Lacking some or all facilities		Total	Average value (dollars)	Average number of rooms	Total	Average contract rent (dollars)	Average number of rooms			
1.....	**1214	700	338	147	191	340	135	204	1	22	46	...	5.0	481	32	2.9	13	14
2....	177	100	46	38	8	54	25	29	15	...	4.7	61	29	4.4	1	3
3....	62	29	22	22	...	7	3	4	10	...	5.6	17	30	4.6
4....	**50	7	7	2	5	7	39	2.0	...	1
5....	17	8	2	...	2	6	4	2	1	7	30	3.3	...	1
6....	**28	19	2	2	...	1	1	16	1	6	25	5.2
7....	80	113	68	2	66	39	10	29	...	6	1	57	29	2.2	3	...
8....	34	24	1	1	...	23	...	23	1	23	29	1.2	...	2
10....	80	91	71	15	56	20	1	19	1	76	33	1.1	1	...
11....	**71
12....	**108	24	3	1	2	21	8	13	3	18	23	3.4	5	1
13....	**19
16....	52	56	7	7	...	49	7	41	1	46	34	1.9
17....	157	84	49	17	32	35	26	9	8	...	5.3	65	35	3.4	...	3
18....	*121	72	28	25	3	44	33	11	4	43	31	4.3	1	3
19....	42	32	8	8	...	24	16	8	26	30	3.4	1	...
20....	11	8	8	1	7	1	5	42	1.6	1	...
22....	16	20	3	3	...	17	1	16	11	28	2.6
24....	**17
25....	**32	1
27...%	8	8	8	...	8	8	47	1.0
31....	**24	2
38....	3	1
41....	5	1
2.....	*5270	1690	1486	1450	36	176	161	15	...	28	696	14000	6.3	947	58	4.9	1	72
2....	52	18	13	13	...	5	5	5	...	5.4	12	48	4.7
5....	2	1
6....	28	6	6	6	4	2	1
7....	31	12	12	12	8	11500	5.8	4
8....	73	24	24	24	11	13500	5.6	13	61	5.3
9....	73	29	29	29	11	...	5.6	18	56	4.8	...	1
10....	127	42	42	41	1	22	12000	6.0	20	116	5.1
11....	117	35	35	35	14	...	5.9	20	51	5.5	...	1
12....	14	6	6	6	4	2
13....	38	14	14	14	7	...	5.3	7	62	4.9	...	1
14....	43	14	14	14	4	10	61	5.0
15....	*196	59	52	50	2	4	4	3	30	13500	7.2	28	73	5.1	...	3
16....	149	54	51	51	...	3	3	29	23000	6.8	25	73	4.8	...	1
17....	101	34	32	32	...	2	2	22	14000	7.7	12	62	5.3
18....	69	32	32	32	12	...	6.2	18	62	5.1
19....	118	36	33	33	...	3	3	17	15000	6.5	18	65	5.1	...	3
20....	*60	13	13	13	4	9	63	5.0	...	1
21....	57	22	21	21	...	1	1	12	17000	6.8	9	77	4.2
22....	157	60	57	57	...	2	2	19	11500	6.4	40	61	4.3
23....	212	69	63	63	...	6	6	26	10000	6.1	38	51	4.9	...	2
24....	231	75	44	44	...	29	26	3	...	2	22	...	5.1	53	47	4.8	...	5
25....	180	61	40	37	3	12	11	1	14	...	5.6	45	38	5.2	...	3
26....	116	32	9	8	1	18	15	3	5	28	43	5.1	...	4
27....	71	18	13	12	1	1	...	1	4	15	43	5.7	...	1
28....	54	21	16	13	3	5	4	1	4	17	46	4.5	...	1
29....	184	59	46	46	...	13	12	1	24	16500	6.4	35	60	4.5	...	2

City Block Characteristics

Table 2.—CHARACTERISTICS OF HOUSING UNITS, BY BLOCKS: 1960—Con.

["Total population" contains no persons in group quarters unless preceded by asterisk; one asterisk (*) denotes less than 10 percent; two asterisks (**), 10 percent or more]

Blocks within census tracts	Total population	All housing units by condition and plumbing									Occupied housing units								
		Sound					Deteriorating				Dilapidated	Owner occupied			Renter occupied				
		Total	With all plumbing facilities	Lacking some or all facilities	Total	With all plumbing facilities	Lacking some or all facilities	With flush toilet	No flush toilet	Total		Average value (dollars)	Average number of rooms	Total	Average contract rent (dollars)	Average number of rooms	Occupied by non-white	1.01 or more persons per room	
30...	121	35	29	29	...	4	4	2	2	31	65	4.9	3
31...	20	6	6	6	4	2
32...	53	20	16	16	...	4	4	5	...	6.0	12	51	5.3
33...	**95	26	22	21	1	4	4	10	...	6.6	15	72	4.3
34...	76	31	27	27	...	4	4	10	...	7.5	19	83	4.6	1
35...	70	28	28	19	9	12	17500	6.3	14	52	3.6	2
36...	58	16	16	16	6	...	6.5	10	73	4.1	1
37...	50	8	8	7	1	6	12500	6.5	2	2
38...	47	13	13	13	6	11000	5.5	7	45	5.7	2
39...	30	7	7	7	7	11500	6.0	1
40...	75	26	26	26	5	...	6.2	19	64	5.1	1
41...	123	35	35	35	10	...	6.1	25	60	5.3	1
42...	72	22	22	22	12	9500	5.8	9	54	4.7	2
43...	105	34	32	32	...	2	2	17	12000	6.5	17	52	4.3	1
44...	101	25	23	23	17	13000	5.6	8	56	5.4	3
45...	57	16	15	15	...	1	1	12	10000	6.3	4	1
46...	51	19	17	17	...	2	2	12	10000	5.8	6	51	4.7
47...	34	12	12	11	1	7	12500	6.6	5	52	5.4
48...	183	56	56	55	1	22	14000	6.5	31	53	5.5	3
49...	14	6	6	6	2	4
50...	48	18	18	18	10	15500	5.8	5	71	6.4
51...	48	16	16	16	10	13500	6.7	5	55	5.2
52...	46	15	15	15	9	...	6.6	6	66	5.0
53...	37	10	10	10	9	14000	5.7	1
54...	37	9	9	9	9	13500	5.2	1
55...	37	11	11	11	11	15000	6.2
56...	50	17	17	17	14	16000	6.2	3
57...	40	13	13	13	12	14000	5.9	1
58...	48	17	17	17	12	16500	6.4	5	76	5.4
59...	56	17	17	17	11	18000	6.3	6	70	5.2	1
60...	125	39	39	39	19	20000	6.8	19	62	5.8	1
61...	54	15	15	15	6	...	7.0	8	79	4.9
62...	57	16	16	16	5	...	7.2	11	67	5.5
63...	*81	25	25	25	8	...	6.8	15	76	5.5	1
64...	197	68	58	50	8	10	10	22	18000	6.8	42	48	4.6	2
65...	108	37	17	16	1	18	15	3	...	2	1	34	44	5.1	5
66...	213	60	39	36	3	21	19	2	11	...	5.4	48	47	4.7	10
3.....	2513	874	822	761	61	38	31	7	...	14	170	8500	5.7	660	40	4.6	1	74	...
1...	24	6	6	6	5	36	6.2	1
2...	23	7	7	6	1	3	4
3...	89	45	36	27	9	9	5	4	5	...	5.4	37	34	3.7	2
4...	79	32	32	23	9	9	7000	6.2	22	50	4.4
5...	57	25	22	21	1	3	3	20	53	4.2
6...	120	44	42	35	7	1	1	1	13	10000	5.8	31	38	4.1	3
7...	132	58	58	58	10	...	6.3	47	49	4.0	3
8...	128	39	39	39	14	...	5.4	23	37	5.0	4
9...	168	62	61	57	4	1	1	19	10000	5.7	41	36	4.5	5
10...	121	42	41	38	3	1	8	6000	6.0	33	34	5.1	2
11...	357	121	115	102	13	5	3	2	14	9000	5.5	100	35	4.6	14
12...	167	46	42	41	1	4	3	1	15	6500	6.1	28	38	5.1	1	...	5
13...	280	82	74	69	5	5	5	3	17	6500	5.4	58	48	5.2	10
14...	34	9	9	8	1	4	4
15...	242	84	72	65	7	7	7	5	5	...	5.0	73	37	4.4	12
16...	349	126	124	124	...	2	2	26	8500	5.0	97	40	4.6	9
17...	143	46	42	42	...	4	4	5	...	6.0	37	42	5.5	4
4.....	*3546	1298	1059	889	170	214	136	80	...	23	304	8500	5.6	869	35	4.7	13	89	...
1...	112	45	40	26	14	...	5	2	10	...	5.5	32	48	4.3	1
2...	58	20	20	20	8	...	5.6	11	42	5.2
3...	147	49	49	39	10	21	...	5.9	25	37	5.2	3
4...	133	43	37	34	3	6	3	3	10	...	5.1	31	34	4.3	9
5...	76	24	24	23	1	5	...	5.4	18	39	5.2	2
6...	146	57	57	45	12	19	6500	5.4	32	36	4.4	3
7...	240	91	76	69	7	15	8	7	26	7000	5.4	56	35	5.0	1	...	5
8...	70	22	16	14	2	5	4	1	...	1	4	15	35	4.7	4
9...	158	59	45	35	10	14	9	5	20	8000	6.1	34	32	4.7	3
10...	63	19	19	19	8	...	6.1	10	44	4.3	1
11...	76	28	19	19	...	9	8	1	7	9500	6.4	17	43	5.5	1
12...	119	41	41	31	10	8	...	5.6	32	43	4.4	4
13...	140	45	41	37	4	8	...	5.3	36	36	4.7	2
14...	42	13	13	13	3	10	54	5.3	1
15...	94	45	30	19	11	15	2	13	3	29	32	4.2	7	...	6
16...	156	66	66	44	22	10	...	4.8	50	33	4.5	1	...	3
17...	140	62	46	30	16	16	7	16	3	46	29	4.5	1	...	4
18...	117	41	31	28	3	10	7	3	7	7000	5.7	31	29	4.7	4
19...	107	32	20	20	...	9	8	1	...	3	4	28	36	5.0	2
20...	55	17	17	17	8	...	6.3	9	33	5.0
21...	163	56	40	40	...	12	11	1	...	4	14	...	5.4	38	35	5.2	5
22...	77	28	25	21	4	2	2	1	6	9500	6.2	22	34	4.7
23...	110	39	39	35	4	6	...	5.0	29	36	4.6	2
24...	85	34	34	27	7	8	...	6.0	21	37	4.8	1
25...	86	33	15	12	3	18	14	4	...	2	7	7000	6.4	26	27	4.8
26...	116	41	19	12	...	17	15	2	...	5	7	...	5.7	29	33	5.3	3
27...	99	39	28	22	6	11	6	5	8	...	5.4	25	32	4.8	2
28...	68	24	24	24	5	...	4.8	19	41	4.6	4
29...	118	44	27	23	4	14	6	8	...	3	12	10000	5.3	28	32	4.8	3

Table 2.—CHARACTERISTICS OF HOUSING UNITS, BY BLOCKS: 1960—Con.

["Total population" contains no persons in group quarters unless preceded by asterisk; one asterisk (*) denotes less than 10 percent; two asterisks (**), 10 percent or more]

Blocks within census tracts	Total population	All housing units by condition and plumbing									Occupied housing units							
		Total	Sound			Deteriorating			Dilapidated	Owner occupied			Renter occupied			Occupied by non-white	1.01 or more persons per room	
			Total	With all plumbing facilities	Lacking some or all facilities	Total	With all plumbing facilities	Lacking some or all facilities		Total	Average value (dollars)	Average number of rooms	Total	Average contract rent (dollars)	Average number of rooms			
																		With flush toilet
30...	83	28	22	22	...	6	6	11	8500	5.5	13	31	5.2	...	2
31...	71	26	22	21	1	4	4	3	18	33	5.1	...	2
32...	130	55	27	26	1	28	20	8	20	9000	6.0	28	31	4.4	...	2
33...	*91	30	30	19	11	5	...	5.0	21	31	4.4	1	4
5.....	*3692	1233	729	663	66	397	395	2	...	107	274	8500	5.7	919	38	5.1	...	58
1...	23	5	5	5	70	4.2	...	2
2...	14	8	7	7	1	1	7	30	4.6
3...	113	34	27	27	3	3	30	47	5.1	...	3
4...	13	4
5...	158	51	32	32	19	8	...	6.0	41	42	6.0	...	2
6...	139	42	42	42	11	...	5.8	30	46	6.0	...	1
7...	121	40	20	20	20	9	...	6.0	31	41	5.2
8...	172	51	51	51	13	...	5.9	38	58	5.7	...	2
9...	166	54	54	54	6	...	5.7	46	45	5.2	...	1
10...	216	68	46	46	22	20	8000	5.9	47	40	5.9	...	2
11...	172	63	39	39	24	13	...	5.7	50	34	5.2	...	1
12...	151	52	52	49	3	9	6500	5.0	39	46	5.2	...	2
13...	289	89	89	76	13	21	8500	5.8	65	39	4.7	...	10
14...	122	44	44	43	1	14	...	5.8	29	35	4.8	...	3
15...	170	60	59	45	14	12	...	5.4	44	35	4.9	...	4
16...	**12	2
17...	31	9	9	9	1	8	38	5.5	...	1
18...	122	44	27	27	...	15	14	1	...	2	17	...	5.8	26	33	4.8	...	1
19...	84	27	22	22	...	5	5	6	...	5.7	21	32	5.0	...	2
20...	133	57	55	54	1	2	2	16	10000	5.9	37	33	5.0
21...	328	109	100	97	3	9	9	17	6500	5.3	87	34	5.1	...	6
22...	163	52	39	39	...	11	11	2	16	...	5.8	34	34	4.9	...	5
23...	141	48	48	47	1	12	...	5.3	35	39	5.1	...	3
24...	93	36	36	28	8	5	...	5.4	30	37	4.9
25...	130	49	48	38	10	1	...	1	14	8000	5.2	33	31	5.0
26...	87	32	32	23	9	7	...	5.3	24	29	4.9	...	1
27...	57	20	20	18	2	6	...	6.3	14	33	4.6
28...	108	33	8	8	...	25	25	6	...	5.3	24	34	5.2	...	3
29...	121	37	26	26	...	11	11	5	...	5.4	32	33	5.1	...	1
30...	43	13	13	13	6	...	6.2	6	36	5.5	...	1
6.....	*4581	1542	1036	998	38	494	459	35	...	12	605	14000	6.2	894	48	5.3	1	52
1...	107	36	36	27	9	19	11500	5.4	17	38	4.3	...	1
2...	36	15	15	15	6	...	5.5	9	39	4.4
3...	5	2
4...	25	10	10	10	2	8	36	6.0
5...	152	43	35	29	6	8	3	5	8	...	6.3	35	42	5.9	...	1
6...	101	32	32	28	4	13	...	6.0	19	41	5.4	...	1
7...	72	23	23	19	4	9	...	5.6	14	39	5.2	...	3
8...	130	46	44	43	1	2	...	2	13	14000	6.5	32	69	4.8	...	2
9...	184	65	45	45	...	20	20	28	13500	5.8	32	49	4.9	...	3
10...	81	28	22	22	...	6	6	11	16000	7.5	16	64	5.3	...	1
11...	**216	65	49	49	...	14	14	2	36	13500	5.8	27	51	5.3	...	2
12...	14	3
13...	70	25	25	25	10	14000	6.1	14	109	5.9
14...	115	34	34	34	13	16500	6.4	20	57	5.9	...	1
15...	30	14	12	12	...	2	2	6	15500	6.2	7	54	5.9
16...	56	21	13	13	...	8	7	1	9	...	4.9	12	48	4.5	...	1
17...	139	48	20	17	3	28	28	20	...	5.8	27	47	5.5
18...	187	62	9	9	...	53	53	20	...	5.9	42	49	5.7	...	3
19...	183	60	57	55	2	...	3	24	...	5.7	35	37	5.5	...	2
20...	152	50	48	47	1	...	2	12	...	6.7	38	40	5.4	...	1
21...	97	32	32	30	2	12	13000	5.3	20	38	5.4	1	1
22...	77	33	31	30	1	...	2	12	...	4.8	17	44	4.5	...	1
23...	91	36	4	4	...	32	31	1	14	...	5.6	20	34	4.5	...	3
24...	99	33	29	29	...	4	4	15	...	5.8	17	43	5.2	...	1
25...	112	31	31	30	1	14	12500	6.4	17	43	5.6
26...	103	29	22	22	...	4	4	3	17	18000	7.1	9	69	5.2	...	1
27...	32	10	10	10	7	19000	7.9	1
28...	72	27	27	26	1	9	...	5.4	18	47	5.6	...	1
29...	113	39	39	39	13	...	5.8	26	38	5.4	...	2
30...	46	17	17	17	10	...	6.3	6	57	5.0
31...	37	15	15	15	6	...	7.2	9	72	5.1
32...	70	22	22	22	11	17500	6.9	11	72	4.5
33...	74	24	24	24	12	...	5.8	12	41	5.6	...	1
34...	80	30	30	30	15	...	6.2	15	65	5.3
35...	91	32	32	32	17	...	6.4	15	69	5.7
36...	117	37	37	37	22	15000	7.2	15	64	5.3	...	3
38...	89	29	29	27	2	7	...	5.6	22	50	5.3
39...	83	28	27	27	...	1	1	11	18500	7.0	17	69	5.4
40...	41	12	9	8	1	3	2	1	7	11000	7.4	5	51	6.6
41...	158	58	49	47	2	9	7	2	15	10500	6.3	41	41	5.0	...	2
42...	83	32	31	31	...	1	1	15	19500	8.5	17	61	4.0
43...	59	16	12	12	...	4	4	8	14000	7.5	8	73	5.6
44...	122	40	40	40	14	10000	5.6	25	41	5.4	...	2
45...	134	51	31	31	...	20	13	7	18	8500	5.4	32	43	4.9	...	1
46...	187	56	38	37	1	18	18	19	10500	6.2	35	42	5.4	...	6
47...	119	44	44	42	2	12	12000	6.3	25	34	5.3	...	2
48...	140	47	2	2	...	45	37	8	10	...	5.2	34	39	5.0	...	3

Table 2.—CHARACTERISTICS OF HOUSING UNITS, BY BLOCKS: 1960—Con.

["Total population" contains no persons in group quarters unless preceded by asterisk: one asterisk (*) denotes less than 10 percent; two asterisks (**), 10 percent or more]

Blocks within census tracts	Total population	All housing units by condition and plumbing									Occupied housing units								
		Sound			Deteriorating			Dilapidated	Owner occupied			Renter occupied			Occupied by non-white	1.01 or more persons per room			
		Total	With all plumbing facilities	Lacking some or all facilities	Total	With all plumbing facilities	Lacking some or all facilities		Total	Average value (dollars)	Average number of rooms	Total	Average contract rent (dollars)	Average number of rooms					
							With flush toilet										No flush toilet		
54...	7	2		
55...	10	4		
57...	5	2		
58...	49	12	12	12	6	6.8	6	33	6.5		
59...	52	16	16	15	1	10	10000	6.5	6	43	4.0	1		
60...	24	9	9	9	3	4		
61...	10	3		
62...	37	12	12	11	1	7	...	5.6	5	30	5.0	1		
63...	3	1		
64...	166	49	49	49	26	9000	5.7	23	35	4.5	6		
65...	122	41	40	38	2	1	17	9500	5.9	22	43	5.4		
66...	136	47	37	36	1	10	...	8	...	19	...	4.9	28	35	5.1		
67...	200	61	58	55	3	3	...	2	...	16	...	5.7	44	43	4.7	...	3		
68...	71	19	19	19	2	15	39	5.3	...	4		
70...	152	43	42	42	1	22	9500	5.7	18	46	5.4	...	6		
71...	53	22	22	22	8	...	5.5	9	39	5.0	...	1		
72...	118	36	36	35	3	8	...	5.5	27	38	4.9	...	2		
73...	60	20	20	20	16	9500	6.1	3		
74...	125	36	36	34	2	19	9000	6.5	16	41	5.0	...	1		
75...	30	12	8	8	...	2	2	7	10000	7.9	2		
9.....	*2283	1009	481	463	18	455	369	86	...	73	133	6500	5.1	744	34	4.7	5	29	
1...	*189	71	68	68	...	3	3	6	...	5.3	64	39	4.9	...	2	
2...	189	74	44	39	5	30	18	12	15	...	4.5	59	29	4.3	
3...	208	83	59	46	13	24	19	5	13	...	4.8	65	32	4.7	...	4	
4...	91	39	14	14	...	23	17	6	...	2	12	...	4.6	25	24	4.3	
5...	73	39	20	20	...	19	11	8	4	26	34	4.7	
6...	135	63	20	20	...	34	23	11	...	9	6	...	5.2	42	27	4.8	5	5	
7...	90	35	18	18	...	17	13	4	6	...	4.7	29	27	4.4	...	1	
8...	115	37	27	27	...	10	10	3	34	34	5.1	...	1	
9...	288	121	59	59	...	57	54	3	...	5	13	...	5.3	97	32	4.9	...	3	
10...	102	52	11	11	...	35	29	6	...	6	4	42	28	4.2	
11...	139	65	9	9	...	45	45	11	6	...	4.5	47	30	4.2	...	5	
12...	103	74	3	3	...	42	41	1	...	29	4	37	33	4.5	...	2	
13...	87	54	15	15	...	28	18	10	...	11	4	32	48	4.8	
14...	214	92	37	37	...	55	37	18	11	...	5.4	68	43	4.4	...	4	
15...	260	110	77	77	...	33	31	2	26	5500	5.6	77	42	5.2	...	2	
10.....	*2657	1085	677	502	175	394	326	68	...	14	134	11000	5.9	812	35	4.5	4	42	
1...	66	25	15	13	2	10	9	1	10	...	6.7	13	51	3.6	...	1	
2...	*135	44	4	4	...	38	36	2	...	2	6	...	6.5	34	36	5.1	
3...	271	131	128	74	54	3	...	3	9	...	5.6	94	27	4.5	...	5	
4...	171	74	73	45	28	1	...	1	7	9500	6.0	53	29	4.8	...	3	
5...	262	84	80	64	16	4	13	11500	5.5	60	34	5.4	1	4	
6...	19	8	8	5	3	1	7	39	5.0	
7...	242	95	95	78	17	4	72	33	4.9	1	9	
8...	51	18	12	10	2	6	4	2	1	16	29	4.4	...	1	
9...	227	95	92	65	27	3	6	...	5.0	81	34	4.4	2	6	
10...	311	118	5	5	...	110	101	9	...	3	19	...	5.2	88	28	4.6	...	5	
11...	91	33	2	2	...	31	31	5	...	6.8	24	31	4.7	
12...	127	48	8	8	...	40	37	3	8	...	8.0	37	37	4.5	...	2	
13...	91	30	7	7	...	23	23	6	...	5.8	24	56	5.3	
14...	165	81	70	49	21	11	...	11	7	...	5.3	63	42	4.0	...	1	
15...	28	14	14	12	2	3	11	40	3.4	...	1	
17...	*118	57	18	18	...	39	20	19	7	...	6.7	43	45	3.0	...	1	
18...	161	79	23	22	1	55	37	18	...	1	12	...	5.5	53	45	3.8	...	2	
19...	121	51	23	21	2	27	27	1	10	...	5.8	39	37	4.3	...	1	
11.....	*3200	1218	1002	799	203	215	138	77	...	1	176	10000	5.7	947	41	4.4	9	54	
1...	61	23	18	18	...	5	5	5	...	5.0	16	28	4.8	...	1	
2...	*295	57	19	17	2	38	30	8	9	7500	5.0	41	33	4.8	...	6	
4...	...	1	
5...	*78	1	
6...	103	31	25	23	2	6	6	7	...	5.6	22	35	4.9	...	3	
7...	62	23	23	23	6	...	5.5	17	38	4.5	
8...	43	19	19	17	2	1	18	36	4.8	
10...	156	77	75	66	9	1	...	1	7	...	8.1	63	53	3.6	...	3	
11...	216	106	101	74	27	5	4	1	6	...	7.0	91	47	3.7	4	5	
12...	215	81	81	66	15	17	13500	5.7	64	42	5.1	...	2	
13...	284	107	103	93	10	4	1	3	16	...	5.9	89	49	4.5	...	5	
14...	103	35	35	34	1	10	13000	5.9	25	75	5.0	
16...	53	15	3	3	...	12	12	1	14	33	5.4	...	1	
17...	142	59	59	40	19	9	...	5.1	36	38	4.8	...	4	
18...	335	122	40	38	2	82	38	44	18	7000	5.5	92	29	4.9	2	6	
19...	242	103	102	53	49	1	...	1	17	...	4.9	76	29	4.8	1	5	
20...	251	107	107	81	26	9	...	5.9	78	33	4.9	2	4	
21...	8	3	
22...	83	28	27	21	6	1	1	5	...	5.8	21	29	5.2	...	2	
23...	84	35	35	33	2	9	...	5.9	25	38	4.9	
24...	*113	46	45	45	...	1	1	12	...	6.0	33	49	5.1	...	1	
25...	125	48	48	42	6	6	...	6.2	41	57	4.1	...	3	
26...	148	91	91	47	44	6	...	5.8	82	44	2.4	...	3	
12.....	*1963	818	524	367	157	57	25	32	...	237	69	18500	6.6	611	44	4.0	11	38	
1...	183	84	57	42	15	5	...	5	8	...	5.8	51	28	5.2	...	5	
2...	246	111	100	75	25	11	2	9	7	...	5.1	84	30	4.7	1	8	

Table 2.—CHARACTERISTICS OF HOUSING UNITS, BY BLOCKS: 1960—Con.

["Total population" contains no persons in group quarters unless preceded by asterisk; one asterisk (*) denotes less than 10 percent; two asterisks (**), 10 percent or more]

Blocks within census tracts	Total population	All housing units by condition and plumbing									Occupied housing units							
		Total	Sound			Deteriorating			Dilapidated	Owner occupied			Renter occupied			Occupied by non-white	1.01 or more persons per room	
			Total	With all plumbing facilities	Lacking some or all facilities	Total	With all plumbing facilities	Lacking some or all facilities		Total	Average value (dollars)	Average number of rooms	Total	Average contract rent (dollars)	Average number of rooms			
																		With flush toilet
3...	**97	19	9	9	...	10	10	2	17	34	4.8
4...	134	49	25	24	1	24	6	18	4	43	39	4.3	4	3
5...	**48	19	14	10	4	5	5	4	14	61	3.5	...	1
6...	**49	6	...	6	2	4
7...	**9
8...	**135	61	60	50	10	10	26000	7.5	50	54	3.1	...	1
9...	143	72	72	63	9	10	21000	6.8	59	72	3.9	...	2
10...	**126	52	52	35	17	7	...	5.7	41	54	3.2	1	3
11...	**124	60	60	28	32	7	17500	8.1	52	54	2.1
12...	**97	41	33	17	16	8	10000	7.5	33	34	2.9
13...	**95	30	30	1	29	53	4.9	...	2
14...	**28	13	13	4	1
15...	25	20	20	5	27	5.8	...	2
16...	66	27	27	27	41	5.2	1	2
17...	**89	31	31	3	28	31	54	2.3
18...	72	40	2	2	38	1	26	29	4.6	3	3
19...	35	34	1	1	33	13	26	4.3	...	2
20...	43	24	24	14	28	5.1	1	1
21...	**119	25	4	4	21	14	43	3.9
13.....	**4048	1483	799	692	107	572	413	159	...	112	205	8000	5.6	1181	42	4.3	21	141
1...	**114	65	38	1	37	20	1	19	...	7	64	34	1.7	...	1
2...	143	57	1	1	...	43	28	15	...	13	8	...	5.1	46	26	4.5	...	4
3...	82	35	26	12	14	9	9	10	...	5.9	25	37	2.8	...	1
4...	310	105	76	65	11	29	26	3	21	9000	5.6	84	44	4.7	...	5
5...	404	134	74	71	3	60	41	19	18	8000	6.0	112	53	5.0	...	13
6...	109	35	18	17	1	17	17	8	...	5.8	24	44	5.1	...	4
7...	170	56	5	4	1	14	14	37	10	11500	5.1	37	32	4.9	4	8
8...	287	93	32	28	4	61	39	22	9	7500	5.9	74	36	4.9	10	12
9...	23	16	16	3	13	2	13	35	1.6	...	1
10...	797	292	292	292	7	8500	4.6	281	51	3.9	1	40
11...	32	10	9	9	...	1	1	6	9500	6.3	3	1	...
12...	21	7	7	7	7	39	4.0	...	1
13...	3
15...	110	50	10	9	1	26	9	17	14	27	30	4.9	...	5
16...	69	27	13	8	5	6	4	2	8	...	5.3	16	52	5.4	...	1
17...	33	9	3	3	...	6	4	2	1	8	37	5.0	...	1
18...	124	42	3	2	...	39	20	19	5	...	5.2	33	50	4.4	1	8
19...	304	116	53	49	4	52	45	7	11	8000	5.5	76	36	4.5	...	7
20...	349	114	46	45	1	63	53	10	5	7500	5.9	83	35	4.4	4	14
21...	367	152	62	53	9	81	60	21	9	6500	5.5	106	38	4.5	...	9
23...	121	41	14	13	1	20	17	3	1	39	32	4.8	...	3
24...	76	26	25	25	1	22	38	4.9	...	3
14.....	**4485	1369	1286	1251	35	73	68	5	...	10	507	14000	6.1	828	54	5.0	7	112
1...	**252	78	78	71	7	21	6500	5.7	53	45	5.1	1	4
2...	142	52	52	50	2	8	...	5.8	42	47	5.4	...	1
3...	143	46	46	39	7	3	2	1	17	9500	5.9	31	43	4.6	...	4
4...	177	64	55	53	2	9	8	1	22	12000	5.9	42	51	5.0	...	1
5...	146	50	50	49	1	14	12000	6.1	34	52	5.0	...	2
6...	32	12	12	12	6	...	7.7	4
7...	71	22	22	21	1	6	...	5.5	16	55	5.5	...	1
8...	**46	12	12	11	1	5	...	8.0	6	68	5.2
9...	45	14	12	12	...	2	1	1	8	...	7.8	6	55	6.0
10...	84	26	24	24	...	2	2	18	22000	6.6	8	66	6.1
11...	65	22	22	22	13	19000	6.3	7	52	6.1
12...	37	17	17	17	14	15500	6.0	2
13...	56	16	16	16	14	19000	6.1	2	1
14...	52	14	12	12	...	2	2	9	20000	6.7	3
15...	42	13	10	10	...	3	3	6	...	6.3	7	65	5.3
16...	110	34	31	31	...	3	3	15	...	6.7	19	68	5.8	...	2
17...	14	4
18...	4	1
19...	32	10	10	10	2	8	102	6.0
20...	30	11	10	10	...	1	1	6	...	5.8	5	45	3.8
21...	16	4
22...	78	23	23	23	11	...	6.4	12	52	5.5	...	1
23...	54	22	22	20	2	10	10500	5.8	11	37	4.9
24...	79	26	22	20	2	1	1	3	14500	8.2	18	38	4.8	...	2
25...	82	24	24	22	2	6	12500	6.3	16	46	4.6	2	3
26...	200	56	47	47	...	2	2	7	7000	5.0	47	45	4.7	1	12
27...	199	48	48	48	47	59	4.4	...	12
28...	199	46	46	46	46	47	4.4	...	19
29...	280	68	68	65	3	66	57	4.4	3	19
30...	139	41	37	33	4	4	2	2	11	9000	5.5	29	47	4.5	...	7
31...	122	36	36	36	20	13000	6.3	16	45	4.8	...	1
32...	11	2
33...	56	15	15	15	7	...	7.1	...	53	6.1	...	1
34...	37	12	12	12	5	...	6.4	7	69	4.6
35...	102	32	32	32	19	14000	7.0	12	57	5.8	...	2
36...	104	29	29	29	13	11000	5.5	16	48	5.6	...	1
37...	**103	36	35	35	...	1	1	14	...	6.3	21	68	5.4	...	1
38...	111	33	26	26	...	7	7	17	17000	6.0	16	99	5.5	...	1
39...	4	2
40...	13	6	6	6	5	...	6.6	1
41...	61	18	16	16	...	2	2	9	...	6.6	8	63	4.9

Table 2.—CHARACTERISTICS OF HOUSING UNITS, BY BLOCKS: 1960—Con.

["Total population" contains no persons in group quarters unless preceded by asterisk: one asterisk (*) denotes less than 10 percent; two asterisks (**), 10 percent or more]

Blocks within census tracts	Total population	All housing units by condition and plumbing										Occupied housing units							
		Sound					Deteriorating					Owner occupied			Renter occupied				
		Total	With all plumbing facilities	Lacking some or all facilities	Total	With all plumbing facilities	Lacking some or all facilities		Dilapidated	Total	Average value (dollars)	Average number of rooms	Total	Average contract rent (dollars)	Average number of rooms	Occupied by non-white	1.01 or more persons per room		
							With flush toilet	No flush toilet											
42...	33	11	11	11	7	...	5.7	4		
43...	73	27	27	27	21	16500	6.0	6	54	5.5	...		
44...	15	6	6	6	6	18000	5.8		
45...	23	6	3	3	...	3	3	3	2	2		
46...	59	15	4	4	...	11	11	1	14	59	5.9	...		
47...	46	11	10	10	...	1	1	8	...	5.3	3	2		
48...	36	15	15	15	10	12500	5.5	4		
49...	84	25	25	24	...	1	12	...	6.0	13	106	5.8	1		
50...	52	15	15	15	6	...	6.0	9	53	5.8	2		
51...	40	11	8	8	...	3	3	4	7	41	5.3	1		
52...	86	26	24	24	...	2	2	10	11500	5.0	16	42	5.3	1		
53...	82	28	28	28	12	...	5.0	16	54	5.4	2		
54...	161	50	48	48	...	2	2	28	7000	4.8	22	39	4.5	3		
55...	65	23	14	14	...	9	9	7	...	5.1	16	38	4.3	...		
15.....	*5729	1848	1548	1428	120	213	167	46	...	87	569	11000	5.9	1200	47	4.6	6	178	
1.....	1	1	
3.....	50	16	15	14	1	1	1	11	11500	5.5	5	56	4.6	...	1	
4.....	51	28	1	1	...	14	10	4	13	5	...	12	30	4.7	2	1	
6.....	103	68	42	4	38	11	11	15	55	39	3.0	...	4	
7.....	163	55	35	32	3	17	15	2	3	10	7000	5.3	42	38	4.5	7	
8.....	205	69	43	39	4	22	19	3	4	12	7000	5.3	51	38	4.7	1	
9.....	183	60	37	33	4	7	4	3	16	19	10500	6.1	38	45	4.8	5	
11.....	68	21	21	20	1	13	11000	5.5	8	47	5.0	...	2	
13.....	6	1	
14.....	29	8	8	8	5	...	5.8	3	
15.....	16	3	
16.....	189	54	41	35	6	11	3	8	2	20	11000	6.0	34	38	4.9	...	8
17.....	166	58	46	36	10	10	9	1	2	16	9000	5.9	41	42	4.5	...	4
19.....	*25	9	9	8	1	2	6	46	3.7	...	1	
21.....	64	22	16	16	...	6	3	3	6	10500	6.2	16	34	5.0	1	1	
22.....	*189	67	65	57	8	2	18	10000	4.9	44	45	4.0	...	7
23.....	49	23	20	17	3	2	...	2	1	9	...	13	34	4.8	...	1	
24.....	8	4	
25.....	112	35	35	32	3	19	6000	5.1	16	37	4.3	...	2	
26.....	55	16	14	11	3	2	10	8500	5.8	5	42	5.0	...	1
27.....	85	26	22	19	3	4	3	1	11	9000	5.8	15	36	5.1	...	2	
28.....	59	22	18	13	5	1	...	1	3	13	9500	5.8	7	22	4.7
29.....	66	22	14	12	2	6	4	2	2	12	9000	5.3	9	36	5.1	...	2
30.....	261	85	61	56	5	24	17	7	36	10500	5.9	47	49	5.0	...	7	
31.....	15	4	
32.....	72	21	18	17	1	3	3	8	...	5.4	13	52	5.2	...	2	
33.....	46	12	12	12	8	18000	6.0	4	1	
34.....	81	27	27	27	14	14500	6.0	12	60	4.2	
35.....	15	4	
37.....	5	3	
38.....	25	11	10	10	...	1	1	4	5	58	5.2	
39.....	15	5	5	5	1	4	
40.....	66	25	25	25	15	14000	6.7	10	56	5.0	
41.....	76	26	26	26	17	14500	7.9	7	58	6.0	
42.....	69	21	18	16	2	3	3	11	13500	6.6	10	53	4.9	...	1	
44.....	3	2	
47.....	60	19	16	16	3	9	...	6.1	8	52	5.1	...	1
48.....	28	6	3	3	3	3	...	3	
49.....	99	23	14	14	9	7	...	6.0	16	44	5.4	...	4
50.....	39	8	5	5	...	2	2	1	5	...	6.6	3	
51.....	3	1	
52.....	43	10	9	9	1	4	...	5	63	5.6	
53.....	24	6	4	4	...	1	1	1	
54.....	199	52	51	51	...	1	1	46	59	4.5	...	16	
55.....	176	41	41	41	40	76	4.7	...	12	
56.....	259	67	67	67	2	64	53	4.3	...	10	
57.....	59	15	15	15	11	46	4.8	...	3	
58.....	172	43	43	43	41	59	4.7	...	10	
59.....	46	19	18	16	2	10	17000	6.5	9	61	4.4	...	1	
60.....	51	13	11	11	...	2	2	3	10	41	5.4	...	1	
61.....	69	31	29	29	...	2	2	3	27	60	3.4	...	2	
63.....	52	19	19	18	1	16	47	4.2	...	1	
64.....	51	20	19	19	1	11	10000	7.1	7	29	4.7
65.....	60	20	20	20	11	10000	6.8	9	49	4.0
66.....	72	26	14	13	1	12	11	1	9	11500	6.9	17	37	4.3	...	2	
67.....	131	43	32	32	...	11	11	8	...	5.1	35	46	4.4	1	2	
68.....	66	32	29	29	...	3	3	5	...	6.6	27	59	3.9	
69.....	275	76	67	65	2	7	7	2	23	10000	5.6	52	46	5.0	1	11
70.....	119	36	36	36	12	...	5.8	24	46	6.0	
71.....	123	44	32	31	1	12	11	1	18	10500	5.5	25	39	4.5	...	4	
72.....	33	12	11	11	...	1	1	5	...	6.2	6	42	4.8	
74.....	157	47	43	39	4	4	3	1	17	...	5.8	30	51	4.6	...	6	
75.....	101	27	27	26	1	8	...	5.4	19	45	5.2	...	4	
76.....	89	32	32	32	9	...	5.6	23	44	4.8	...	1	
77.....	157	48	43	38	5	5	3	2	15	...	5.8	30	43	4.9	...	8	
79.....	144	51	45	45	...	6	2	4	15	...	5.5	36	45	4.6	...	3	
80.....	81	27	27	27	5	...	5.6	20	51	4.4	...	3	
16.....	*5701	1965	1625	1476	149	333	265	68	...	7	528	11000	6.1	1324	39	4.9	5	108	
7.....	35	14	6	6	...	8	6	2	4	10	27	4.6	

Table 2.—CHARACTERISTICS OF HOUSING UNITS, BY BLOCKS: 1960—Con.

["Total population" contains no persons in group quarters unless preceded by asterisk: one asterisk (*) denotes less than 10 percent; two asterisks (**), 10 percent or more]

Blocks within census tracts	Total population	All housing units by condition and plumbing									Occupied housing units							
		Sound				Deteriorating				Dilapidated	Owner occupied			Renter occupied			Occupied by non-white	1.01 or more persons per room
		Total	Total	With all plumbing facilities	Lacking some or all facilities	Total	With all plumbing facilities	Lacking some or all facilities			Total	Average value (dollars)	Average number of rooms	Total	Average contract rent (dollars)	Average number of rooms		
								With flush toilet	No flush toilet									
52...	35	8	8	8	8	18500	6.1	1
53...	14	5	5	5	4
54...	68	20	20	20	20	16500	5.1
55...	4	2
18.....	*5518	1563	1513	1496	17	46	42	4	...	4	1156	14500	5.5	368	55	4.9	...	104
1...	137	38	36	36	...	2	2	17	11500	5.4	20	82	5.2	...	4
2...	107	27	27	27	27	11000	5.0	3
3...	47	14	14	14	12	11500	5.2
4...	105	25	25	25	24	11500	5.3	5
5...	146	37	34	34	...	3	3	35	18000	5.9	2	2
6...	7	3
7...	55	19	16	15	1	3	3	10	12500	5.8	9	47	4.7	...	1
8...	136	32	31	31	...	1	1	32	12000	5.4	3
9...	63	15	15	15	14	13000	4.9	1	2
10...	44	13	13	13	12	14500	5.4	1
11...	124	32	32	32	30	15500	5.2	1
12...	110	27	27	27	27	13000	5.5	3
13...	41	12	12	12	12	12500	5.1	1
14...	76	19	19	19	19	14500	5.4	1
15...	69	17	17	17	17	14000	5.2	1
16...	77	22	22	22	21	18000	5.8
17...	15	4
18...	9	3
19...	15	4
20...	22	6	6	6	5	...	5.2	1
21...	12	5	5	5	4
22...	16	4
23...	50	13	13	13	8	16000	5.4	5	38	5.2
24...	96	29	29	29	13	12500	5.3	16	63	4.9
25...	96	33	33	33	17	12000	5.5	16	50	4.9	...	2
26...	103	31	31	31	20	12500	5.6	11	49	5.7	...	1
27...	59	16	16	16	11	...	5.1	5	50	4.8	...	1
28...	142	48	48	48	23	14500	5.5	25	51	4.8	...	1
29...	166	42	42	41	1	17	14000	5.5	25	45	4.9	...	7
30...	104	32	32	32	16	19000	5.7	14	49	5.1	...	3
31...	85	23	23	23	21	16500	5.2	2	4
32...	65	19	19	19	13	13000	5.9	6	79	5.0	...	1
33...	81	22	22	22	16	11500	5.3	6	38	5.0	...	2
34...	167	48	48	48	13	11000	6.1	34	61	5.2	...	6
35...	**55	7	7	7	2	5	45	5.6
37...	31	12	12	10	2	6	...	6.7	5	...	3.4
38...	13	4
39...	2	1
40...	39	15	15	15	8	...	5.3	5	48	5.0
41...	68	24	24	24	6	...	5.7	16	62	5.4	...	1
42...	72	22	22	22	9	...	5.6	13	51	5.5	...	1
43...	109	31	31	31	24	16500	6.3	6	74	4.0	...	2
44...	43	14	14	14	12	15500	5.9	2
45...	92	24	24	24	24	17000	5.4	2
46...	59	19	19	19	19	21000	5.6
47...	20	10	9	9	...	1	1	8	19500	5.6
48...	53	14	14	14	14	21000	5.8	1
49...	255	70	70	70	62	17000	5.4	2	3
50...	72	21	21	21	21	17000	5.2
51...	16	4
52...	28	11	10	10	...	1	1	4	4
53...	10	3
54...	5	2
55...	64	18	17	17	...	1	1	16	14000	5.6	2
56...	103	32	31	31	...	1	1	20	10000	5.9	12	89	4.3	...	2
58...	33	8	8	8	8	20000	5.5	1
59...	15	6	6	6	3	2
60...	3	1
64...	13	4
65...	28	9	9	9	9	12500	4.9
66...	16	5	5	5	5	11500	4.4
67...	64	16	16	16	16	16000	5.5	2
68...	90	22	22	22	22	16000	5.3	3
69...	55	17	16	16	...	1	1	16	15500	5.4	1	1
70...	20	4
71...	22	5	4	4	...	1	1	5	14500	7.0
72...	32	7	7	6	1	6	13500	6.2	1
73...	12	5	5	5	5	14000	7.0
74...	**70	16	14	13	1	2	2	15	13000	5.8
75...	48	14	14	14	13	16000	5.4	1	1
76...	33	9	9	9	8	16000	5.6	1
77...	23	8	8	8	6	19000	5.8	2
78...	44	12	12	12	12	16000	5.6
79...	39	13	13	13	9	13500	5.2	4
80...	194	62	60	58	2	2	2	37	12500	5.8	24	44	5.1
81...	42	12	12	12	8	11500	7.4	4
82...	72	19	19	19	19	11500	5.3	2
83...	41	12	6	6	...	6	3	6	10000	5.2	5	36	4.8	...	1
84...	141	37	31	31	...	6	3	27	14500	5.4	8	36	4.3	...	5
85...	135	43	34	30	4	5	5	26	9500	5.8	16	39	3.9	...	2

City Block Characteristics

Table 2.—CHARACTERISTICS OF HOUSING UNITS, BY BLOCKS: 1960—Con.

["Total population" contains no persons in group quarters unless preceded by asterisk; one asterisk (*) denotes less than 10 percent; two asterisks (**), 10 percent or more]

Blocks within census tracts	Total population	All housing units by condition and plumbing									Occupied housing units								
		Total	Sound			Deteriorating			Dilapidated	Owner occupied			Renter occupied			Occupied by non-white	1.01 or more persons per room		
			Total	With all plumbing facilities	Lacking some or all facilities	Total	With all plumbing facilities	Lacking some or all facilities		Total	Average value (dollars)	Average number of rooms	Total	Average contract rent (dollars)	Average number of rooms				
86...	152	40	35	34	1	5	5	5	30	10500	5.6	9	55	4.3	...	7
87...	52	12	11	9	2	1	1	10	10500	6.5	2	1
88...	22	7	7	7	4	3
89...	47	15	15	13	2	8	11000	5.4	5	57	3.6	2
90...	55	15	15	15	9	10500	5.2	6	39	5.3	3
91...	17	5	5	5	5	15500	5.2
92...	32	11	11	11	11	12500	4.7