

U.S. CENSUS OF HOUSING: 1960

Series HC(3)-205

CITY BLOCKS

Flint, Mich.

Prepared under the supervision of
WAYNE F. DAUGHERTY, Chief
Housing Division




U.S. DEPARTMENT OF COMMERCE

Luther H. Hodges, Secretary

BUREAU OF THE CENSUS

Richard M. Scammon, Director (From May 1, 1961)
Robert W. Burgess, Director (To March 3, 1961)





BUREAU OF THE CENSUS

RICHARD M. SCAMMON, *Director* (From May 1, 1961)

ROBERT W. BURGESS, *Director* (To March 3, 1961)

A. ROSS ECKLER, *Deputy Director*

HOWARD C. GRIEVES, *Assistant Director*

CONRAD TAEUBER, *Assistant Director*

MORRIS H. HANSEN, *Assistant Director for Statistical Standards*

CHARLES B. LAWRENCE, JR., *Assistant Director for Operations*

WALTER L. KEHRES, *Assistant Director for Administration*

CALVERT L. DEDRICK, *Chief, International Statistical Programs Office*

A. W. VON STRUVE, *Acting Public Information Officer*

Housing Division—

WAYNE F. DAUGHERTY, *Chief*

DANIEL B. RATHBUN, *Assistant Chief*

BEULAH WASHBAUGH, *Special Assistant*

MILTON D. LIEBERMAN, *Chief, Coordination and Research*

Decennial Operations Division—GLEN S. TAYLOR, *Chief*

Electronic Systems Division—ROBERT F. DRURY, *Chief*

Field Division—JEFFERSON D. McPIKE, *Chief*

Geography Division—WILLIAM T. FAY, *Chief*

Population Division—HOWARD G. BRUNSMAN, *Chief*

Statistical Methods Division—JOSEPH STEINBERG, *Chief*

Library of Congress Card Number: A61-9347

SUGGESTED CITATION

U.S. Bureau of the Census. *U.S. Census of Housing: 1960. Vol. III, City Blocks.*
Series HC(3), No. 205.

U.S. Government Printing Office, Washington, D.C., 1961.

For sale by the Superintendent of Documents, U.S. Government Printing Office, Washington 25, D.C.
or any of the Field Offices of the Department of Commerce — Price 35 cents.

Table 1.—CHARACTERISTICS OF HOUSING UNITS, FOR THE CITY: 1960

Subject	Number	Percent	Subject	Number	Percent
All housing units	62,275	100.0	Occupied housing units—Con.		
CONDITION AND PLUMBING			COLOR		
Sound	52,174	83.8	White	50,153	85.6
With all plumbing facilities	50,007	80.3	Nonwhite	8,439	14.4
Lacking some or all facilities	2,167	3.5	PERSONS PER ROOM		
Deteriorating	8,582	13.8	1.00 or less	52,142	89.0
With all plumbing facilities	7,070	11.4	1.01 or more	6,450	11.0
Lacking some or all facilities	1,512	2.4	AVERAGE NUMBER OF ROOMS		
With flush toilet	1,470	2.4	Owner occupied	5.4	...
No flush toilet	42	0.1	Renter occupied	4.0	...
Dilapidated	1,519	2.4	VALUE AND RENT		
Occupied housing units	58,592	100.0	Average value	12,400	...
TENURE			Average contract rent	72	...
Owner occupied	42,849	73.1			
Renter occupied	15,743	26.9			

NOTE.—On the map for Flint approximately 2,560 blocks are identified.

Table 2.—CHARACTERISTICS OF HOUSING UNITS, BY BLOCKS: 1960

["Total population" contains no persons in group quarters unless preceded by asterisk; one asterisk (*) denotes less than 10 percent; two asterisks (**), 10 percent or more]

Blocks within census tracts	Total population	All housing units by condition and plumbing									Occupied housing units							
		Total	Sound			Deteriorating			Dilapidated	Owner occupied			Renter occupied			Occupied by non-white	1.01 or more persons per room	
			Total	With all plumbing facilities	Lacking some or all facilities	Total	With all plumbing facilities	Lacking some or all facilities		Total	Average value (dollars)	Average number of rooms	Total	Average contract rent (dollars)	Average number of rooms			
1.....	8580	2344	1988	1938	50	307	271	36	...	49	1829	9500	4.9	379	71	4.4	675	471
2.....	38	10	10	9	1	6	8000	4.7	4	7	2
3.....	47	13	13	10	3	11	7500	4.7	6	4
4.....	32	8	7	7	7	8000	4.9	3	3
5.....	65	17	10	8	2	7	5	2	10	6500	4.6	7	10	7
6.....	94	28	26	25	1	2	2	18	9500	5.4	7	66	4.3	20	8
7.....	104	48	43	43	...	4	3	1	...	1	19	9000	4.5	25	117	3.3	17	3
8.....	57	15	14	14	...	1	...	1	11	13000	5.1	2	4
9.....	57	15	11	11	...	3	3	1	10	10500	5.1	3	4
10.....	75	22	22	21	1	17	14000	5.3	1
11.....	79	21	20	20	...	1	1	14	12000	4.8	6	74	4.0	...	5
12.....	97	29	25	25	...	4	4	22	9500	5.1	6	79	4.7	22	4
13.....	115	28	25	24	1	3	1	2	24	9500	5.2	4	24	8
14.....	64	14	14	14	14	9500	5.3	11	2
15.....	38	10	10	9	1	9	7000	4.6	1	8	3
16.....	21	4
17.....	51	9	7	6	1	2	1	1	8	8000	4.8	1	9	4
18.....	64	14	13	11	2	1	1	12	8000	5.1	1	10	4
19.....	71	18	18	18	15	8500	4.5	2	14	4
20.....	59	14	14	14	12	9000	4.8	1	10	4
21.....	84	17	17	16	1	13	9000	5.2	4	12	7
22.....	143	31	28	27	1	3	3	25	9000	5.0	5	65	4.4	23	12
23.....	130	32	24	24	...	6	6	2	22	8500	5.0	8	86	5.1	24	12
24.....	50	17	15	12	3	2	2	14	5500	4.2	3	4
25.....	100	31	29	27	2	1	1	1	26	8000	4.6	5	70	4.6	1	4
26.....	94	27	26	25	1	1	1	23	9500	4.6	4	4
27.....	77	20	16	16	...	4	4	18	11000	4.8	2	3
28.....	66	16	14	14	...	1	1	1	15	8500	4.8	1	3
29.....	68	19	19	19	16	12000	5.0	3
30.....	53	19	19	15	4	10	10500	4.5	5	78	4.4	...	2
31.....	89	24	24	24	21	14500	5.1	1	1
32.....	88	21	21	21	20	14500	5.1	3
33.....	83	23	23	22	1	20	9500	4.8	5
34.....	86	21	19	19	...	2	2	16	11000	4.9	4	5
35.....	42	14	10	10	...	4	3	1	11	7500	4.5	2	3
36.....	49	21	16	16	...	5	4	1	16	9500	4.1	1	1
37.....	92	28	26	26	...	2	2	25	8500	4.5	3	4
38.....	71	19	17	17	...	2	2	14	10000	4.9	4	4
39.....	67	20	16	16	...	4	3	1	19	10000	5.2	3	2
40.....	80	27	19	19	...	6	5	1	...	2	18	9500	4.8	6	76	4.0	20	3
41.....	129	29	18	17	1	10	9	1	...	1	15	7500	4.4	12	60	5.3	22	9
42.....	85	23	21	21	...	1	...	1	...	1	17	8000	5.1	4	18	5
43.....	56	13	13	13	10	8500	4.7	2	9	4
44.....	43	13	12	12	...	1	1	12	7500	4.8	1	12	2
45.....	78	19	18	16	2	18	8000	4.6	1	17	6
46.....	56	14	6	6	...	7	5	2	...	1	8	8000	4.8	4	11	5
47.....	43	11	7	7	...	4	3	1	11	7500	5.3	9	3
48.....	71	17	7	7	...	4	4	6	9	6000	4.8	7	70	4.0	11	6
49.....	109	25	15	15	...	8	8	2	21	8500	5.3	3	16	8
50.....	99	28	16	16	...	11	10	1	...	1	25	8500	4.6	3	23	7
51.....	31	16	16	14	2	11	9000	4.5	3
52.....	92	28	27	27	1	22	8000	4.7	4	5

City Block Characteristics

Table 2.—CHARACTERISTICS OF HOUSING UNITS, BY BLOCKS: 1960—Con.

["Total population" contains no persons in group quarters unless preceded by asterisk; one asterisk (*) denotes less than 10 percent; two asterisks (**), 10 percent or more]

Blocks within census tracts	Total population	All housing units by condition and plumbing									Occupied housing units							
		Sound				Deteriorating				Dilapidated	Owner occupied			Renter occupied			Occupied by non-white	1.01 or more persons per room
		Total	With all plumbing facilities	Lacking some or all facilities	Total	With all plumbing facilities	Lacking some or all facilities	Total	Average value (dollars)		Average number of rooms	Total	Average contract rent (dollars)	Average number of rooms				
					With flush toilet	No flush toilet												
55...	91	27	22	22	...	5	5	22	9000	4.7	3	5
56...	111	30	23	23	...	5	5	2	24	10000	4.7	5	69	4.6	...	5
57...	74	21	20	20	...	1	1	16	8500	4.6	4	3
58...	94	24	22	22	...	2	2	22	11500	5.2	1	3
59...	56	14	12	12	...	2	1	1	14	11000	5.0	4
60...	68	20	18	18	...	2	2	16	13000	5.1	3
61...	88	20	20	20	20	14000	5.3	4
62...	54	21	20	20	...	1	1	12	11000	5.0	5	75	3.4	...	2
63...	98	26	22	22	...	4	4	21	10000	4.8	4	6
64...	101	23	21	21	...	2	2	20	9500	4.6	2	7
65...	83	26	19	19	...	4	4	3	20	8500	4.8	3	4
66...	79	24	15	15	...	8	7	1	...	1	19	7500	4.4	4	4
67...	21	9	8	8	6	9000	4.8	1
68...	58	19	17	17	...	2	1	1	16	9500	5.1	2	2
69...	26	8	6	6	...	1	1	1	6	8500	5.0	1	1
70...	96	26	14	14	...	11	11	1	22	8500	5.2	4	14	5
71...	100	27	12	12	...	13	13	2	17	7000	4.8	8	69	3.9	19	9
72...	17	4
73...	74	17	16	15	1	1	1	12	7500	4.5	1	13	2
74...	41	17	16	15	1	1	1	14	7000	4.9	6	71	4.7	18	8
75...	92	20	9	9	...	9	9	2
76...	39	13	6	6	...	7	6	1	10	6000	5.1	2	8	3
77...	113	26	14	14	...	11	11	1	23	7000	4.7	3	18	7
78...	132	27	11	11	...	14	14	2	21	8500	5.0	6	62	4.7	22	13
79...	41	11	5	5	...	4	4	2	9	9500	5.4	2	6	1
80...	55	16	15	15	...	1	1	10	8500	5.8	6	67	4.8	...	2
81...	74	26	24	23	1	2	1	1	17	9500	5.2	8	71	4.4	...	1
82...	81	25	20	20	...	5	4	1	18	7500	4.7	5	63	4.4	...	2
83...	67	23	22	22	1	19	9000	4.9	2	1
84...	69	19	17	17	...	2	2	16	8000	4.8	3	2
85...	55	16	13	13	...	3	1	2	14	8500	4.5	1	2
86...	70	19	15	15	...	4	4	15	8500	4.9	3	2
87...	102	21	21	21	21	14500	5.8	4
88...	107	25	25	25	20	13500	5.2	3	8
89...	74	20	19	19	1	17	10500	4.5	2	4
90...	96	25	24	22	2	1	1	23	10000	4.7	2	6
91...	69	20	15	15	...	5	4	1	18	9500	4.4	2	3
92...	79	23	21	21	...	2	2	22	8500	4.9	1
93...	76	24	20	20	...	4	4	15	9000	4.5	6	68	4.0	...	4
94...	65	25	23	22	1	2	2	17	8500	4.8	6	71	4.8	...	2
95...	93	28	23	21	2	4	3	1	...	1	18	8000	4.8	9	64	4.4	...	6
96...	87	29	29	27	2	25	9500	5.1	3	13	4
97...	91	27	19	18	1	6	6	2	21	7500	4.7	3	16	5
98...	77	24	21	21	...	3	2	1	20	8500	5.0	3	13	4
99...	59	15	15	13	2	10	7000	4.3	5	56	4.2	12	4
100...	104	18	16	15	1	2	2	15	7500	4.8	3	17	10
101...	81	13	11	11	...	2	2	9	10000	5.3	4	13	6
102...	66	16	16	16	11	8500	4.9	3	13	4
103...	69	18	14	12	2	2	1	1	...	2	11	7500	5.1	6	61	4.0	12	4
104...	86	23	14	14	...	7	7	2	13	7500	4.8	7	57	4.1	14	9
105...	113	30	24	24	...	5	4	1	...	1	27	8500	5.2	3	20	4
106...	57	18	17	17	...	1	1	12	8000	5.1	5	67	4.6	...	2
107...	76	27	23	23	...	4	3	1	17	7500	4.9	7	64	5.1	...	1
108...	103	28	27	26	1	1	1	20	9500	5.1	7	62	4.9	...	4
109...	48	17	16	16	...	1	...	1	17	9000	4.4	4
110...	57	18	16	16	...	2	2	13	9000	5.1	2	2
111...	112	25	24	22	2	1	1	22	8500	4.7	3	6
112...	104	27	25	25	...	2	1	1	18	9000	4.7	7	70	4.9	...	4
113...	43	10	10	10	8	13000	4.9	2	2
114...	278	67	64	64	...	3	3	59	12000	5.1	8	81	5.4	...	16
115...	6	3
116...	126	33	32	31	1	1	1	30	13000	4.9	2	4
2.....	*6959	1849	1591	1555	36	242	203	37	2	16	1480	9500	4.9	297	64	4.4	443	392
1...	82	17	16	16	...	1	1	13	8000	4.5	4	17	6
2...	33	6	5	5	...	1	...	1	2	4	4	3
4...	104	30	25	24	1	5	5	21	9000	4.9	7	70	4.9	...	4
5...	92	30	27	27	...	3	3	20	9000	4.8	9	66	4.7	...	3
6...	44	20	18	17	1	2	2	17	7000	5.0	1	1
7...	83	29	28	28	...	1	1	24	9000	4.8	5	55	2.8	...	2
8...	75	21	16	16	...	3	3	15	7500	4.7	6	64	4.3	...	3
9...	69	16	5	4	1	9	9	2	10	8000	5.3	5	62	5.2	...	4
10...	84	29	25	24	1	2	1	1	...	2	22	9500	4.9	4	1
11...	89	28	15	13	2	12	8	4	...	1	25	6500	4.2	3	5
12...	59	15	14	14	...	1	1	13	8500	4.9	1	2
13...	78	23	20	18	2	3	2	1	20	8000	4.5	3	3
14...	107	31	18	17	1	12	12	1	20	8500	4.9	10	74	4.5	...	10
15...	68	25	22	22	...	3	3	20	8000	5.1	3	2
16...	55	18	18	18	16	9000	5.1	2	1
18...	70	16	15	14	1	1	1	13	7000	4.6	3	15	6
19...	92	23	23	23	22	9000	4.5	1	23	7
20...	82	16	16	16	15	7000	4.7	1	16	8
21...	56	11	8	8	...	3	3	9	7000	4.8	2	11	4
22...	64	23	22	22	...	1	1	16	7500	4.9	5	68	3.2	...	2
23...	*93	35	35	33	2	19	7500	5.1	12	57	3.7	...	4
24...	78	23	19	19	...	4	4	17	9000	5.1	2	5
25...	100	27	25	24	1	2	1	1	21	8000	4.7	4	4

Table 2.—CHARACTERISTICS OF HOUSING UNITS, BY BLOCKS: 1960—Con.

["Total population" contains no persons in group quarters unless preceded by asterisk; one asterisk (*) denotes less than 10 percent; two asterisks (**), 10 percent or more]

Blocks within census tracts	Total population	All housing units by condition and plumbing										Occupied housing units						
		Total	Sound			Deteriorating			Dilapidated	Owner occupied			Renter occupied			Occupied by non-white	1.01 or more persons per room	
			Total	With all plumbing facilities	Lacking some or all facilities	Total	With all plumbing facilities	Lacking some or all facilities		Total	Average value (dollars)	Average number of rooms	Total	Average contract rent (dollars)	Average number of rooms			
								With flush toilet										No flush toilet
26...	67	15	12	11	1	3	2	13	8000	4.7	2	7
27...	158	41	35	35	...	4	2	...	2	...	33	12000	5.1	6	74	4.5	...	30
28...	73	23	21	21	...	2	2	23	8500	4.5	6
29...	87	25	24	24	...	1	1	20	9000	4.9	3	6
30...	105	27	24	23	1	3	3	24	8000	4.8	3	6
31...	80	26	22	22	...	4	3	25	7500	5.4	1	5
32...	84	23	17	17	...	6	6	14	9500	5.6	7	63	4.0	...	4
33...	56	13	10	9	1	3	3	10	8500	5.3	2	12
34...	101	22	21	21	...	1	1	18	7500	4.9	4	7
35...	117	26	26	25	1	17	8000	4.9	7	54	3.6	...	19
36...	28	8	7	6	1	1	1	7	8000	4.7	1	2
37...	82	23	12	12	...	9	8	1	...	2	18	7500	5.1	4	2
38...	95	25	20	20	...	5	5	20	9000	5.1	5	59	4.4	...	5
39...	70	25	18	18	...	6	4	2	...	1	20	7500	5.0	4	2
40...	99	28	24	24	...	4	4	24	8500	4.8	2	2
41...	76	24	22	20	2	2	2	20	9000	4.7	2	2
43...	37	9	8	8	...	1	1	8	12500	5.6	3
44...	55	15	13	12	1	1	1	1	12	7500	5.2	2	2
45...	67	21	14	14	...	7	7	19	7000	4.9	1	2
46...	72	23	16	16	...	7	5	2	19	7500	5.1	3
47...	60	18	15	14	1	3	2	1	14	8500	5.6	4	2
50...	42	8	8	6	2	3	5	65	5.0	...	2
51...	66	17	16	16	...	1	1	12	8000	4.6	4	7
53...	69	16	16	16	13	7000	5.2	2	6
54...	86	15	13	12	1	2	2	11	7500	5.5	4	7
57...	81	23	11	11	...	2	8	4	16	9500	5.0	6	54	2.8	...	7
58...	46	18	13	11	2	4	4	1	14	9000	4.6	4	1
59...	73	24	22	22	...	2	2	21	9000	4.2	2	5
60...	94	25	25	25	23	10000	4.4	1	7
62...	88	23	22	22	...	1	1	19	10000	4.5	4	4
63...	80	25	23	23	...	2	2	21	9000	4.8	4	4
64...	68	25	23	23	...	1	1	1	17	9500	4.8	5	55	3.4	...	2
65...	83	17	14	14	...	3	3	14	10000	5.7	3	5
66...	24	6	2	2	...	4	3	1	3	3	1
67...	62	15	14	14	...	1	1	1	13	8000	5.9	1	4
68...	128	22	17	15	2	5	5	2	16	8000	5.3	5	58	4.4	...	13
71...	137	27	17	17	...	10	8	2	22	7500	4.7	5	...	5.0	...	20
72...	102	19	17	17	...	2	2	14	7000	5.3	4	14
73...	6	2	9
75...	89	23	20	20	...	3	3	19	10500	4.6	1	6
76...	58	21	20	20	...	1	1	16	8500	4.4	4	1
77...	81	24	24	24	22	10000	5.0	2	4
78...	79	24	24	24	21	11000	4.5	3	3
79...	70	20	20	20	16	11500	4.9	4	4
80...	87	23	23	23	18	12000	4.8	5	68	4.0	...	5
81...	55	17	17	16	1	11	9000	5.6	6	49	3.3	...	4
82...	89	22	19	18	1	3	3	15	9000	4.7	1	78	4.7	...	12
83...	79	21	18	18	...	3	2	1	20	9500	5.5	6	3
84...	51	14	8	8	...	5	4	1	10	7500	5.6	2	3
85...	33	7	7	7	7	9000	6.1	5
86...	94	21	14	14	...	7	4	3	17	8000	5.2	4	18
89...	60	18	14	14	...	4	2	2	13	7000	4.7	3	4
90...	49	12	9	9	...	3	3	9	9500	5.0	2	3
91...	100	20	18	18	...	2	1	1	12	10000	5.7	7	68	5.1	...	9
92...	189	44	38	33	5	8	3	3	34	8000	5.0	8	57	4.3	...	20
93...	*422	101	93	93	...	6	8	93	13500	4.9	7	83	4.6	...	25
94...	39	14	14	14	13	12500	4.8	1
95...	62	13	13	13	13	12500	4.8	4
96...	56	13	13	13	10	14000	5.1	2	3
97...	133	31	31	31	29	12500	4.9	2	7
98...	89	20	20	20	17	12000	5.0	1	4
99...	111	23	23	23	23	15500	5.7	5
102...	23	4
3.....	*4914	1182	815	757	58	278	249	28	1	89	700	8000	5.7	421	76	4.6	966	289
4...	70	11	6	6	...	4	4	7	7500	5.9	4	4
5...	73	20	19	18	1	1	1	15	8500	5.9	4	3
6...	65	20	11	10	1	5	2	3	...	4	15	8000	5.3	5	73	4.6	...	13
7...	98	24	21	19	2	3	3	13	7500	5.5	10	58	5.0	...	4
8...	130	30	24	24	...	4	2	2	...	2	21	9500	5.5	7	62	6.0	...	4
9...	135	29	18	18	...	8	8	3	22	8500	5.6	6	69	5.0	...	7
10...	137	29	17	15	2	9	7	2	...	3	16	7500	5.1	13	71	5.3	...	7
11...	76	22	15	15	...	4	4	3	12	7000	5.2	4	6
12...	108	20	17	17	...	3	3	14	7000	5.9	6	57	4.0	...	9
15...	83	17	10	10	...	7	7	8	9000	6.6	7	64	4.7	...	6
16...	54	11	5	4	1	5	3	2	...	1	7	7000	5.1	3	8
17...	*155	33	21	20	1	9	9	3	22	7000	5.4	10	68	5.2	...	5
18...	141	30	16	14	2	11	11	3	21	7500	5.1	8	72	4.1	...	14
19...	121	33	24	21	3	9	7	1	21	8000	5.7	10	66	3.9	...	5
20...	146	31	23	22	1	7	7	1	26	8000	5.8	5	66	5.0	...	28
21...	161	30	8	8	...	15	14	1	...	7	16	7000	5.3	12	66	4.3	...	15
22...	113	27	10	10	...	16	16	17	7500	6.2	8	66	5.1	...	6
23...	76	18	7	7	...	6	6	5	12	6500	4.9	6	63	6.0	...	4
24...	64	16	5	5	...	6	6	5	8	10500	6.0	7	50	4.9	...	4
28...	61	19	9	9	...	9	9	1	13	8000	5.8	5	70	4.8	...	3
29...	167	38	19	19	...	17	17	2	18	8000	6.2	18	102	4.6	...	10

City Block Characteristics

Table 2.—CHARACTERISTICS OF HOUSING UNITS, BY BLOCKS: 1960—Con.

["Total population" contains no persons in group quarters unless preceded by asterisk; one asterisk (*) denotes less than 10 percent; two asterisks (**), 10 percent or more]

Blocks within census tracts	Total population	All housing units by condition and plumbing								Occupied housing units								
		Total	Sound			Deteriorating			Dilapidated	Owner occupied			Renter occupied			Occupied by non-white	1.01 or more persons per room	
			Total	With all plumbing facilities	Lacking some or all plumbing facilities	Total	With all plumbing facilities	Lacking some or all plumbing facilities		Total	Average value (dollars)	Average number of rooms	Total	Average contract rent (dollars)	Average number of rooms			
30...	173	29	14	13	1	6	6	6	9	15	9000	6.2	14	73	5.2	26	13	
31...	100	33	28	22	6	3	3	3	2	19	9000	5.1	11	61	3.4	22	6	
32...	15	3	
33...	99	23	20	18	2	3	2	1	...	15	8000	5.3	7	74	4.9	20	5	
34...	105	22	21	20	1	1	...	1	...	17	9000	6.2	5	99	4.6	21	8	
35...	**83	21	18	17	1	2	2	...	1	7	9000	4.9	12	64	4.5	17	4	
36...	53	14	13	13	...	1	1	11	7500	5.5	3	13	2	
37...	72	14	12	10	2	2	2	10	9000	6.1	4	14	4	
38...	61	15	14	13	1	1	1	13	9000	6.2	2	14	2	
39...	78	22	18	17	1	3	3	11	8000	5.1	11	73	4.7	22	4	
40...	96	23	14	14	...	8	4	4	1	13	6500	6.9	9	72	5.2	21	5	
41...	130	28	17	15	2	8	8	...	3	13	7500	5.8	15	72	4.5	26	11	
42...	28	7	7	7	3	4	7	2	
43...	41	9	8	8	1	9	7000	6.1	4	2		
44...	12	2	
45...	153	40	40	40	14	8000	5.3	22	67	2.7	32	15	
46...	53	25	22	20	2	2	2	...	1	14	8500	6.6	11	58	4.7	22	5	
47...	93	7	6	6	...	1	...	1	...	6	8500	4.7	1	6	1	
48...	100	25	16	16	...	8	6	2	1	18	7500	5.8	6	56	5.7	21	5	
49...	123	33	14	14	...	12	7	5	7	17	9500	5.9	14	67	4.9	31	6	
50...	141	35	16	13	3	17	15	2	2	16	7500	6.1	18	62	4.6	32	6	
51...	70	22	7	7	...	9	9	...	6	13	6500	5.6	4	17	3	
52...	119	37	19	18	1	12	12	...	6	13	7500	5.7	17	62	4.4	24	7	
53...	134	32	32	31	1	19	8500	5.9	12	65	4.8	25	6	
54...	126	33	33	33	21	9000	5.5	11	68	4.6	28	8	
55...	125	30	26	22	4	4	4	21	10000	6.0	9	81	3.8	28	6	
56...	138	32	26	17	9	6	6	19	9500	5.5	11	65	4.6	25	10	
57...	63	21	18	14	4	3	3	7	9000	6.7	12	61	3.2	12	3	
58...	41	14	10	7	3	1	3	4	9	57	4.1	10	2	
59...	77	23	20	20	...	3	2	1	...	17	6500	5.1	5	63	5.4	14	2	
4.....	*3776	1104	755	705	50	273	210	62	1	76	8500	6.2	446	63	4.1	882	171	
1...	*164	39	35	35	...	4	4	24	10000	6.3	13	59	4.5	22	5	
2...	71	21	21	21	14	11500	6.6	6	69	4.8	15	1	
3...	120	38	32	32	...	3	3	...	3	22	9000	5.9	12	78	4.3	28	5	
4...	181	40	38	38	...	2	2	22	10000	6.0	16	67	5.1	34	10	
5...	111	30	29	29	...	1	1	18	9500	6.2	7	65	5.2	26	...	
6...	122	31	18	18	...	11	10	1	2	24	8000	6.0	12	56	4.7	18	5	
7...	128	37	24	24	...	8	8	...	5	23	10000	6.1	13	73	3.9	26	6	
8...	142	40	36	34	2	1	1	...	3	27	9000	6.9	12	75	4.3	30	4	
9...	141	36	19	19	...	11	11	...	6	23	11000	6.5	12	75	5.2	27	5	
10...	189	56	34	34	...	12	12	...	10	36	9000	5.7	19	68	4.5	40	6	
11...	183	45	17	16	1	15	15	...	13	19	8500	6.8	21	73	4.5	32	12	
12...	75	23	17	17	...	2	2	...	4	13	9500	6.5	8	83	4.5	16	1	
13...	127	35	31	30	1	4	4	25	8000	5.6	10	74	4.9	30	8	
14...	188	46	40	39	1	6	6	27	8000	5.6	19	62	4.4	39	8	
15...	133	41	40	35	5	1	1	24	9000	5.8	16	72	3.3	31	4	
16...	196	55	52	43	9	3	1	2	...	25	7000	5.4	28	59	3.8	51	12	
17...	60	20	13	11	2	7	7	10	7000	5.8	8	62	4.4	18	1	
18...	99	28	24	24	...	4	4	12	8500	5.7	16	65	3.8	27	8	
20...	182	65	36	35	1	23	23	...	6	39	8000	5.7	20	56	4.1	59	10	
21...	88	30	19	19	...	8	7	1	3	16	8000	6.4	14	52	4.1	30	4	
22...	192	57	22	22	...	22	22	...	13	23	9500	6.4	25	51	4.0	48	16	
23...	104	37	16	16	...	16	13	3	5	19	7000	5.5	15	55	4.9	31	2	
24...	188	54	42	33	9	10	8	2	2	29	8500	6.7	21	54	3.7	46	5	
25...	*174	76	36	24	12	39	13	26	1	21	8500	6.2	39	54	2.8	58	11	
26...	222	75	22	21	1	53	27	25	1	17	8500	7.4	44	62	3.7	59	12	
27...	196	49	42	36	6	7	5	2	...	24	9000	7.3	20	76	4.9	41	10	
5.....	*5301	1489	744	620	124	595	451	134	10	150	791	7500	5.7	563	60	4.1	1273	310
1...	5	2
2...	102	25	7	7	...	11	11	...	7	19	7500	4.8	6	51	4.5	25	7	
3...	30	8	8	8	5	...	4.8	3	7	2	
4...	69	18	6	6	...	9	9	...	3	12	7000	5.4	5	71	3.8	14	3	
5...	112	25	6	6	...	15	15	...	4	21	7000	5.3	4	23	6	
6...	139	29	9	9	...	15	15	...	5	25	7500	5.6	3	26	8	
7...	98	19	13	13	...	5	5	...	1	18	9500	5.6	1	18	7	
8...	39	12	7	7	...	3	3	...	2	9	12000	5.6	3	10	2	
9...	146	38	13	12	1	17	17	...	8	27	8000	5.5	10	68	4.1	35	5	
10...	102	24	9	9	...	8	8	...	7	15	8500	5.1	9	74	4.7	22	6	
11...	182	53	12	10	2	23	15	8	18	16	5500	5.6	27	55	4.2	43	14	
13...	58	19	9	9	10	3	15	75	3.2	13	4	
14...	50	21	20	20	1	6	...	5.0	12	66	3.4	16	5	
15...	66	20	20	18	2	6	...	6.3	9	70	4.6	12	6	
16...	118	31	17	17	...	7	7	...	7	19	7500	5.6	11	56	4.7	27	4	
17...	104	27	19	18	1	6	6	...	2	13	8000	5.7	12	61	4.5	25	6	
18...	100	27	21	21	...	6	4	2	...	26	9500	4.8	1	26	9	
19...	165	37	29	29	...	7	7	...	1	33	8500	4.6	3	36	15	
20...	81	18	18	18	17	10500	4.4	17	7	
21...	2	1
22...	134	32	20	20	...	11	8	3	1	26	6500	5.2	5	70	4.6	31	8	
23...	66	22	18	18	...	4	1	3	...	18	6500	5.2	3	13	3	
26...	38	14	9	8	1	4	3	1	1	10	6000	5.4	4	13	1	
27...	93	28	21	17	4	4	3	1	3	16	5500	5.6	9	60	4.3	25	6	
28...	98	36	35	21	14	1	1	15	6500	5.4	14	68	3.9	28	6	
29...	88	22	10	9	1	7	7	...	5	15	5000	5.1	6	62	4.8	18	5	
30...	69	17	8	8	...	2	2	...	7	12	6000	5.0	5	61	4.6	15	5	

Table 2.—CHARACTERISTICS OF HOUSING UNITS, BY BLOCKS: 1960—Con.

["Total population" contains no persons in group quarters unless preceded by asterisk; one asterisk (*) denotes less than 10 percent; two asterisks (**), 10 percent or more]

Blocks within census tracts	Total population	All housing units by condition and plumbing										Occupied housing units							
		Sound					Deteriorating					Owner occupied			Renter occupied				
		Total	With all plumbing facilities	Lacking some or all facilities	Total	With all plumbing facilities	Lacking some or all facilities		Dilapidated	Total	Average value (dollars)	Average number of rooms	Total	Average contract rent (dollars)	Average number of rooms	Occupied by non-white	1.01 or more persons per room		
							With flush toilet	No flush toilet											
31...	124	35	31	24	7	4	...	4	19	6500	4.9	13	52	4.0	30	11	
32...	180	73	40	24	16	23	15	8	...	10	16	9000	5.8	40	54	3.8	54	8	
33...	78	31	28	19	9	2	2	1	16	7000	5.2	9	62	4.9	25	1	
34...	80	19	8	8	...	6	5	1	...	5	13	6000	4.8	5	54	4.6	13	6	
35...	223	66	50	32	18	12	2	7	...	4	41	7500	5.9	21	55	4.2	57	13	
36...	249	71	69	52	17	2	2	42	9000	6.1	24	66	3.9	63	14	
37...	34	9	3	3	...	5	5	1	1	7	65	4.3	8	3	
38...	50	20	5	5	...	7	3	4	...	8	2	12	56	4.8	14	2	
39...	161	46	11	9	2	35	25	10	26	8500	6.3	18	59	3.8	42	8	
40...	227	81	9	5	4	68	41	18	9	4	31	5500	5.5	39	59	3.1	70	11	
41...	57	19	6	6	...	7	2	5	...	6	4	14	56	3.3	17	4	
42...	57	21	11	11	...	9	5	4	...	1	8	5000	6.1	11	57	4.7	18	...	
43...	*196	60	58	34	23	1	2	20	6500	5.1	34	50	3.4	54	13	
45...	80	22	14	8	6	8	7	1	11	11500	7.4	8	71	4.3	19	3	
46...	82	32	3	3	...	27	26	1	...	2	11	9000	7.0	16	66	4.3	26	4	
47...	170	42	2	2	...	40	33	7	13	8000	7.2	23	60	4.3	32	13	
48...	184	37	12	12	...	21	13	8	...	4	24	7000	6.8	9	59	5.4	32	12	
49...	195	55	19	13	6	26	23	3	...	10	23	7500	6.5	30	61	4.3	51	10	
50...	79	21	2	2	...	19	16	3	13	8500	6.8	7	56	5.3	18	3	
51...	149	35	12	12	...	23	18	5	15	8500	7.1	19	66	4.9	31	6	
52...	133	34	10	7	3	16	12	4	...	8	14	7500	6.4	13	53	3.5	26	9	
53...	85	16	11	11	...	4	4	1	12	9000	7.1	4	15	3	
54...	74	19	14	14	...	5	5	12	7500	6.6	6	60	4.0	18	3	
6.....	*4564	1409	742	569	173	578	321	256	1	89	407	9500	6.4	853	70	3.5	1052	285	
4...	*92	26	12	11	1	10	8	2	...	4	7	20000	8.0	15	92	4.1	21	4	
5...	*240	66	32	29	3	34	28	6	21	10000	6.6	40	84	4.1	54	13	
6...	**179	41	25	23	2	13	9	4	...	3	17	9500	6.2	21	66	5.0	34	7	
7...	263	81	33	27	6	35	20	15	...	13	19	10500	7.0	61	65	3.9	80	18	
8...	*152	48	31	28	3	16	8	8	...	1	18	10500	6.1	28	63	3.7	44	5	
9...	87	28	24	21	3	4	4	6	12000	6.5	19	68	4.5	16	3	
10...	**285	62	43	43	...	14	14	5	23	8500	7.1	22	70	4.4	32	10	
11...	220	63	42	24	18	21	12	9	21	9500	6.6	40	67	3.1	60	13	
12...	179	55	49	40	9	5	4	1	...	1	29	10000	6.3	22	66	3.7	37	8	
13...	*197	56	44	37	7	12	11	1	21	8500	6.4	31	73	3.5	39	13	
14...	276	84	45	33	12	39	15	24	24	8000	6.9	53	62	2.9	76	18	
15...	*279	95	33	15	18	54	37	17	...	8	22	8500	6.0	56	70	3.1	66	21	
16...	274	78	66	48	18	12	3	9	19	8500	6.7	53	72	3.5	60	22	
17...	199	62	62	51	11	22	9000	6.9	36	73	3.7	39	12	
18...	*164	49	10	6	4	39	17	22	8	10500	5.8	30	75	3.2	38	18	
20...	253	72	34	27	7	34	17	17	...	4	24	10500	6.1	44	97	3.7	58	20	
21...	105	28	17	9	8	11	8	3	11	10000	6.1	16	59	3.5	23	9	
22...	154	44	24	20	4	20	12	8	13	10000	6.0	29	80	3.7	35	9	
23...	239	88	30	14	16	52	17	35	...	6	18	8000	5.5	57	59	2.7	49	19	
25...	237	108	13	10	3	65	25	40	...	30	15	7000	5.8	73	61	3.0	75	15	
26...	174	63	15	9	6	46	32	13	1	2	21	10500	6.0	33	69	3.1	42	10	
27...	178	56	27	22	5	26	16	10	...	3	14	9000	7.2	36	70	3.8	43	12	
28...	138	56	31	22	9	16	4	12	...	9	14	10500	6.2	38	60	2.9	31	6	
7.....	*3740	1246	558	433	125	477	363	114	...	211	307	9000	6.3	758	72	3.8	685	229	
4...	172	43	30	24	6	13	13	11	13500	6.2	29	78	4.4	39	10	
5...	167	50	11	6	5	38	23	15	...	1	14	8500	6.1	34	55	2.5	36	21	
6...	247	94	61	56	5	33	22	11	22	8000	6.0	58	72	3.6	60	14	
7...	315	90	43	31	12	46	32	14	20	8500	5.7	65	72	3.7	71	26	
9...	126	32	23	21	2	8	7	1	...	1	17	10500	5.8	14	73	4.4	26	7	
10...	85	32	23	14	9	9	9	16	9500	6.5	11	64	3.3	19	2	
11...	*171	43	6	6	...	23	21	2	14	11000	6.7	27	78	3.6	35	12	
12...	256	86	3	3	...	19	19	64	7500	6.5	57	74	4.4	46	10	
13...	207	61	1	1	...	8	6	2	...	52	17	8000	6.8	39	74	3.8	42	12	
14...	250	70	31	22	9	34	20	14	...	5	25	10000	7.0	34	73	4.1	43	12	
15...	42	10	1	1	...	9	6	3	4	6	71	3.5	8	4	
16...	81	17	7	7	...	9	9	1	9	9500	6.7	8	69	5.3	13	4	
18...	224	79	24	18	6	55	31	24	17	8500	6.1	43	66	3.4	42	20	
19...	201	65	1	1	...	19	16	3	...	45	16	10000	5.5	43	69	3.5	46	16	
20...	336	106	57	55	2	46	40	6	...	3	20	8500	7.3	62	89	4.2	59	23	
21...	10	4
22...	*174	72	45	31	14	25	19	6	...	2	14	10500	6.5	41	67	3.2	26	9	
23...	243	105	57	57	...	33	30	3	...	15	17	8000	5.7	73	76	3.7	23	11	
26...	92	42	30	24	6	12	7	5	4	32	64	3.9	11	1	
27...	50	14	12	10	2	2	2	13	56	5.2	...	1	
28...	67	28	15	13	2	11	6	5	...	2	5	...	7.8	21	55	3.8	11	2	
29...	102	24	10	9	1	13	13	1	6	7500	6.5	16	94	4.6	16	7	
31...	12	44	44	3	41	11	57	1.2	
32...	4	2
36...	18	6	4	4	...	2	2	1	5	68	5.2	2	...	
38...	47	14	2	2	...	8	8	4	6	7000	5.3	6	69	4.0	6	4	
40...	41	13	11	8	3	2	2	6	12000	6.7	7	50	5.3	3	1	
8.....	*2089	847	623	459	164	188	159	29	...	36	165	13000	6.7	593	64	3.4	221	84	
1...	87	29	19	19	...	5	5	5	7	15000	8.0	18	87	5.9	...	3	
7...	50	33	33	30	3	3	24	81	3.4	...	2	
9...	62	66	66	1	65	51	40	1.0	4	11	
10...	28	28	28	2	26	28	56	1.0	
11...	33	33	33	3	30	33	56	1.0	
12...	32	31	31	31	26	76	2.6	
13...	68	38	20	18	2	18	10	8	2	32	69	4.3	...	2	

City Block Characteristics

Table 2.—CHARACTERISTICS OF HOUSING UNITS, BY BLOCKS: 1960—Con.

["Total population" contains no persons in group quarters unless preceded by asterisk; one asterisk (*) denotes less than 10 percent; two asterisks (**), 10 percent or more]

Blocks within census tracts	Total population	All housing units by condition and plumbing									Occupied housing units								
		Total	Sound			Deteriorating			Dilapidated	Owner occupied			Renter occupied			Occupied by non-white	1.01 or more persons per room		
			Total	With all plumbing facilities	Lacking some or all facilities	Total	With all plumbing facilities	Lacking some or all facilities		Total	Average value (dollars)	Average number of rooms	Total	Average contract rent (dollars)	Average number of rooms				
																		With flush toilet	No flush toilet
14...	*82	39	31	23	8	5	2	3	...	3	9	16500	7.0	23	66	2.7	...	2	
16...	*97	56	49	36	13	7	2	5	2	47	66	3.3	...	2	
17...	21	15	5	1	4	10	1	9	10	49	1.6	...	3	
19...	2	1	
20...	51	24	19	16	3	5	3	2	3	21	53	4.3	
22...	**95	25	24	23	1	1	1	8	24000	9.0	14	74	3.1	...	1	
23...	**56	35	32	32	...	3	3	6	20000	4.8	23	78	2.9	
24...	15	7	7	7	4	3	
25...	16	10	9	6	3	1	1	1	8	65	4.4	
26...	11	9	7	1	6	2	2	1	7	59	2.9	
27...	4	1	
28...	95	63	57	57	...	6	6	3	57	118	4.1	3	...	
29...	46	24	17	17	...	7	7	1	15	57	4.1	4	3	
30...	124	46	38	38	...	8	8	14	11500	6.0	25	81	4.1	20	7	
31...	198	47	22	22	...	23	23	2	16	10500	6.0	26	79	4.8	37	16
37...	123	26	12	12	...	14	14	17	8000	6.1	9	77	4.1	24	8	
39...	37	12	4	4	...	8	8	6	15500	6.7	6	25	5.7	9	1	
40...	115	25	11	11	...	8	8	6	7	16000	6.7	18	24	6.2	16	4
41...	55	17	8	8	...	7	7	2	4	...	13	24	4.6	13	1	
47...	**53	
48...	67	15	11	11	...	2	2	2	10	9000	7.7	5	21	5.4	11	1	
49...	99	22	1	1	...	12	12	9	8	11500	6.4	14	20	3.5	22	8	
50...	31	12	6	6	...	6	4	2	5	...	5.0	7	20	3.6	5	2	
51...	64	15	3	3	...	8	8	4	6	10000	7.5	9	24	5.0	14	3	
52...	39	11	3	3	...	8	8	5	5500	6.4	6	25	4.8	9	...	
53...	55	15	8	8	...	6	6	1	6	10000	8.0	9	24	4.3	14	1	
54...	29	8	4	4	...	3	3	1	5	8000	6.2	1	5	1	
55...	49	9	3	3	...	5	5	1	5	11000	8.4	4	9	2	
9.....	*4160	1204	864	832	32	266	232	34	...	74	687	9000	5.9	455	70	4.3	1080	180	
1...	65	22	19	17	2	2	2	1	13	9500	7.4	6	77	4.0	16	1	
2...	71	24	17	17	...	3	3	4	17	7500	6.1	6	74	4.2	22	...	
3...	62	17	15	15	...	1	1	1	12	12000	6.8	5	67	3.6	17	2	
4...	56	22	14	13	1	11	6	1	...	1	11	8500	6.1	9	77	3.9	20	2	
5...	94	29	17	17	...	7	9	2	...	1	12	6500	5.8	15	71	4.6	25	4	
6...	124	38	17	14	3	19	14	5	...	2	10	8500	6.9	26	79	3.6	35	4	
7...	53	14	10	10	...	4	4	11	9000	7.3	3	14	1	
8...	42	13	9	8	1	4	3	1	7	7500	4.4	6	71	4.0	13	4	
10...	85	39	26	26	...	12	12	1	12	8000	6.6	20	61	3.7	31	4	
11...	83	28	23	23	...	4	4	1	17	11000	6.2	10	72	4.7	27	...	
12...	27	9	6	6	...	2	2	1	3	6	56	5.5	9	...	
13...	38	13	9	9	2	1	...	1	...	1	7	9000	5.3	6	56	3.3	13	2	
14...	36	10	9	9	1	7	13500	5.9	3	10	2	
15...	17	5	5	4	1	2	3	5	1	
16...	71	26	26	26	13	12500	5.9	11	76	4.1	21	2	
17...	212	64	54	54	...	10	10	24	14000	6.5	33	53	4.3	52	14	
18...	108	34	33	33	1	17	12000	6.1	16	81	4.1	32	4
19...	89	29	22	22	7	10500	5.6	6	61	3.7	27	3	
20...	29	8	6	6	...	2	2	5	...	5.0	3	8	2	
21...	32	9	9	9	6	15000	6.5	3	8	1	
22...	64	19	8	8	...	7	5	2	...	4	8	7500	6.4	9	71	4.9	17	3	
23...	57	19	7	7	...	9	9	3	5	...	5.8	11	66	5.0	16	2	
26...	22	6	2	2	...	4	4	2	3	3	2	
27...	33	7	1	1	...	6	6	3	4	7	2	
28...	**86	19	2	2	...	15	9	6	...	2	5	...	6.4	12	60	6.0	17	3	
29...	21	8	4	4	...	4	4	2	6	...	5.3	8	...	
30...	72	23	5	4	1	14	11	3	...	4	8	7000	5.5	14	52	4.8	21	2	
32...	239	60	30	28	2	20	16	4	...	10	17	5500	5.2	36	64	4.4	52	21	
33...	66	22	9	9	...	7	5	2	...	6	10	6500	5.2	12	58	4.3	21	4	
34...	54	12	12	10	2	10	10500	5.7	2	11	3	
35...	101	35	32	29	3	2	2	1	19	8000	5.4	15	85	4.0	31	3	
36...	**108	26	25	20	5	1	1	14	11000	6.3	12	63	2.6	22	5	
37...	10	2	
38...	24	10	9	9	1	4	5	75	2.8	8	1	
39...	157	43	37	35	2	5	4	1	...	1	28	8000	5.5	12	76	4.6	38	9	
40...	57	16	6	6	...	9	9	1	11	13000	6.4	4	12	1	
41...	83	26	25	25	...	1	1	12	12000	5.3	14	75	3.3	26	7	
42...	123	37	30	28	2	7	7	24	8000	6.0	12	72	4.3	35	7	
43...	117	31	21	20	1	10	10	19	9000	6.3	11	66	4.3	30	4	
44...	132	36	36	34	2	26	8500	6.3	8	59	4.1	32	5	
45...	99	32	29	29	...	3	3	24	8500	6.0	5	67	5.0	27	1	
46...	112	30	27	27	...	3	3	19	9500	5.8	11	74	4.6	28	3	
47...	128	38	36	36	...	1	1	1	36	10500	5.5	2	35	3
48...	46	12	10	10	...	2	2	11	9000	5.7	1	11	1	
49...	103	24	21	21	...	3	3	21	11500	5.5	3	23	7	
50...	**90	14	9	9	...	4	4	1	10	9500	5.9	4	14	4	
58...	47	10	3	3	...	6	6	1	8	9000	6.6	2	9	2
59...	65	14	7	6	1	3	3	4	13	7500	6.2	1	13	3	
60...	14	4	
61...	29	9	7	7	...	2	2	9	10000	5.8	4	1	
62...	51	19	6	6	...	12	11	1	...	1	13	8500	5.6	5	75	4.4	17	1	
63...	59	17	14	14	...	3	2	1	14	10500	5.4	3	17	2	
64...	**26	9	8	8	...	1	...	1	8	7000	4.5	1	5	...	
65...	17	3	
66...	27	7	6	6	...	1	1	6	11000	6.8	6	2	
67...	155	37	20	19	1	13	11	2	...	4	25	6500	5.0	11	60	5.1	36	8	
68...	72	15	6	6	...	6	5	1	...	3	11	4500	5.5	4	14	4	

Table 2.—CHARACTERISTICS OF HOUSING UNITS, BY BLOCKS: 1960—Con.

["Total population" contains no persons in group quarters unless preceded by asterisk; one asterisk (*) denotes less than 10 percent; two asterisks (**). 10 percent or more]

Blocks within census tracts	Total population	All housing units by condition and plumbing									Occupied housing units								
		Total	Sound			Deteriorating			Dilapidated	Owner occupied			Renter occupied			Occupied by non-white	1.01 or more persons per room		
			Total	With all plumbing facilities	Lacking some or all facilities	Total	With all plumbing facilities	Lacking some or all facilities		Total	Average value (dollars)	Average number of rooms	Total	Average contract rent (dollars)	Average number of rooms				
								With flush toilet										No flush toilet	
10.....	*11571	3557	3096	3060	36	343	323	15	5	118	2914	14500	5.1	483	77	4.2	278	306	
2....	14	5	5	5	4	
3....	10	3	
4....	9	1	
5....	44	16	16	16	13	22000	5.9	
6....	95	28	28	28	27	20000	5.8	
7....	42	12	12	12	12	15500	4.8	
8....	70	22	22	22	19	14500	4.6	2	2	
9....	53	17	17	17	15	12500	4.3	2	1	
10....	121	33	33	33	26	11500	4.3	5	85	3.6	...	7	
11....	5	2	
12....	234	96	96	96	89	...	3.7	7	109	3.9	...	6	
17....	48	15	9	9	...	6	6	9	20000	6.1	6	61	3.2	9	1	
18....	40	13	13	13	13	26000	6.4	12	...	
19....	54	16	16	16	14	20000	5.5	13	1	
20....	75	21	21	21	21	15500	5.3	20	...	
21....	99	23	19	19	...	3	3	20	14000	5.3	3	22	6	
22....	77	19	14	14	...	2	2	16	12000	5.6	3	19	4	
23....	78	19	5	5	...	9	9	13	8500	5.5	5	64	4.4	13	5	
24....	90	18	4	4	...	6	6	13	8500	5.7	4	13	9	
25....	**84	15	7	7	...	4	4	12	11000	5.2	2	12	7	
26....	67	16	15	15	...	1	1	16	14500	5.4	16	3	
27....	27	8	8	8	8	21000	5.9	8	...	
28....	17	6	6	6	6	20000	5.7	6	...	
29....	19	7	6	6	...	1	1	3	4	3	1	
30....	6	2	
31....	94	29	29	28	1	26	12500	4.4	2	4	
32....	128	42	41	40	1	1	...	1	31	14000	4.7	9	81	3.1	...	4	
33....	81	19	19	19	19	15000	5.1	3	
34....	123	29	29	29	28	19500	5.5	1	4	
35....	77	24	24	24	21	20000	5.6	1	
36....	97	25	25	25	25	20000	5.5	
38....	13	5	5	5	3	
40....	49	17	17	17	16	17000	4.9	1	
41....	89	22	22	22	22	15500	5.2	1	
42....	111	33	33	33	30	15500	5.0	4	
43....	71	18	18	18	16	15000	5.1	1	2	
44....	6	2	
45....	65	16	16	16	15	14500	5.0	2	
46....	63	19	19	19	16	14000	5.1	4	
47....	15	4	
48....	30	11	11	11	11	16500	5.3	10	...	
49....	66	17	17	17	17	17000	5.8	17	1	
50....	8	3	
51....	41	10	5	5	5	8000	6.4	3	8	3	
52....	121	26	11	11	...	5	5	10	22	10000	5.4	26	11	
53....	90	21	4	4	...	8	8	9	14	9500	5.6	4	72	4.2	15	8
55....	105	25	10	10	...	8	8	7	21	9500	5.2	4	24	7
56....	28	7	5	3	2	1	1	1	3	2
57....	117	51	37	37	...	5	3	2	9	43	7000	3.5	6	78	4.3	...	3
59....	351	100	98	98	...	2	2	90	20000	5.5	6	...	6.0	1	12	
65....	8	3	
66....	29	10	8	7	1	1	1	7	7000	6.0	3	3	
67....	76	25	18	18	...	6	4	2	19	7500	5.6	7	4	
68....	80	29	22	22	...	6	4	2	1	19	8500	5.9	7	69	4.7	...	1
69....	115	47	41	41	...	5	5	1	28	9000	5.5	12	70	4.1
70....	103	39	34	31	3	5	5	25	9000	5.7	13	74	4.5	
71....	**163	54	49	47	2	5	5	36	9500	5.3	16	81	3.6	
72....	110	47	23	22	1	18	17	1	...	6	24	8500	5.7	17	71	3.4	...	2	
73....	65	25	13	12	1	12	12	13	8500	5.8	10	63	4.0	1	1	
75....	229	77	72	68	4	4	4	63	25000	6.2	9	58	3.6	...	2	
76....	25	9	9	9	9	39000	6.2	
77....	21	8	8	8	8	39000	6.3	
78....	22	9	9	9	9	42000	6.0	
79....	728	312	289	289	...	21	20	...	1	2	278	...	3.5	32	109	3.3	...	28	
84....	51	15	8	8	...	1	1	6	10	8000	4.2	4	4	
85....	29	9	9	9	9	9500	4.9	1	
86....	37	8	5	4	1	2	2	1	7	7500	5.4	1	2	
87....	57	17	17	17	16	14500	5.6	1	
88....	133	35	35	35	31	14000	5.8	3	3	
89....	135	36	36	36	34	14000	5.7	2	1	
90....	132	39	39	39	33	14500	5.8	5	102	5.8	...	1	
91....	121	33	32	32	...	1	1	32	15000	5.1	1	2	
92....	67	21	21	21	20	22000	5.6	1	
93....	89	28	10	10	...	16	15	1	...	2	22	7000	5.9	5	64	4.8	...	4	
94....	81	26	12	12	...	11	11	3	16	8500	5.5	9	79	4.9	...	1	
95....	72	32	6	5	1	25	25	1	18	8000	5.4	11	58	4.0	...	1	
96....	66	23	3	3	...	19	17	2	...	1	18	9000	5.5	2	2	
97....	63	25	10	9	1	15	15	14	8000	5.1	9	71	3.7	
98....	62	29	16	13	3	9	8	1	...	4	18	9500	4.8	6	69	4.5	...	1	
99....	51	21	14	14	...	6	5	1	...	1	19	7000	5.3	
100....	59	18	2	2	...	13	13												

Table 2.—CHARACTERISTICS OF HOUSING UNITS, BY BLOCKS: 1960—Con.

["Total population" contains no persons in group quarters unless preceded by asterisk; one asterisk (*) denotes less than 10 percent; two asterisks (**), 10 percent or more]

Blocks within census tracts	Total population	All housing units by condition and plumbing									Occupied housing units							
		Total	Sound			Deteriorating			Dilapidated	Owner occupied			Renter occupied			Occupied by non-white	1.01 or more persons per room	
			Total	With all plumbing facilities	Lacking some or all facilities	Total	With all plumbing facilities	Lacking some or all facilities		Total	Average value (dollars)	Average number of rooms	Total	Average contract rent (dollars)	Average number of rooms			
							With flush toilet	No flush toilet										
45...	107	29	22	22	...	6	6	1	23	7000	4.7	3	7
46...	112	32	26	25	1	6	5	1	27	6500	5.0	4	1	4
47...	62	20	19	18	1	1	1	1	15	7000	4.5	3	3
48...	62	20	19	19	...	1	1	12	10000	4.8	5	70	4.8	...	3
49...	40	10	9	8	1	1	1	7	9000	5.1	2	3
50...	186	48	46	46	...	2	2	39	9500	5.1	8	73	5.9	...	9
51...	221	61	60	59	1	1	1	53	9000	4.7	6	62	4.3	...	10
52...	283	81	78	78	...	3	2	1	70	11000	5.0	6	71	4.3	...	12
53...	172	46	46	46	38	10000	4.6	5	80	4.2	...	11
54...	191	47	47	47	44	11500	4.6	1	8
55...	92	23	23	23	23	12500	4.8	5
56...	147	34	34	34	33	10500	4.4	1	6
57...	132	31	31	31	27	12000	4.6	3	8
58...	144	39	39	39	33	10000	4.5	4	5
59...	99	33	27	27	...	3	3	3	21	7500	5.1	10	44	3.6	...	3
60...	80	31	30	30	...	1	1	24	9000	5.5	4	2
61...	111	43	30	25	5	10	9	1	...	3	31	6500	5.1	5	65	3.8	...	5
62...	83	30	27	26	1	3	3	26	8000	4.7	3	3
63...	101	41	19	18	1	15	13	2	...	7	19	7000	5.0	17	66	4.2	...	3
64...	43	9	8	8	...	1	1	9	8500	5.6	2
65...	81	24	18	17	1	6	5	1	22	9000	5.3	2	2
66...	63	21	21	21	19	8000	4.7	1	1
67...	64	22	15	15	...	6	6	1	16	7000	4.8	4	2
68...	2	1
69...	50	15	...	14	1	12	9000	5.3	1	2
70...	88	22	22	22	21	8500	4.0	1	10
71...	84	26	26	26	21	8500	4.0	3	3
72...	55	14	14	14	13	8500	4.1	1	2
73...	71	18	18	18	14	8500	4.0	4	5
74...	25	10	7	7	...	3	2	1	9	7000	4.0
75...	71	18	18	18	15	10000	4.3	3	6
76...	33	10	10	10	8	12500	4.6	1
77...	165	42	42	42	39	10000	4.5	1	8
78...	71	22	22	22	20	11000	4.7	1	3
79...	134	36	35	33	2	1	...	1	31	12500	4.9	2	8
80...	139	36	36	36	31	15500	5.9	3
81...	143	38	38	38	29	9000	4.7	7	75	4.3	...	11
82...	135	35	34	34	...	1	1	31	8500	4.3	4	10
83...	34	9	9	9	7	7500	5.1	2	1
84...	43	11	11	11	9	7000	4.2	1	6
85...	34	10	10	10	7	6000	4.4	3	1
86...	42	12	12	11	1	8	7500	4.8	2	3
87...	185	70	69	69	1	63	6500	3.7	5	...	4.2	...	8
89...	4	2
90...	84	21	19	19	...	1	1	1	17	9000	4.7	4	4
91...	75	25	21	19	2	3	1	2	...	1	15	10000	5.2	8	53	3.9	...	5
92...	85	26	19	19	...	7	7	21	9500	5.2	4	3
94...	80	30	17	17	...	9	8	1	...	4	19	7000	5.8	8	62	4.1	...	4
95...	95	33	18	18	...	14	14	24	9500	5.7	7	60	4.4	...	3
96...	93	32	17	16	1	12	12	3	22	7000	5.2	9	67	4.6	...	5
97...	83	29	22	22	...	7	7	21	9000	5.3	6	70	3.8	...	2
98...	83	27	25	25	...	2	2	21	8500	5.6	5	...	5.2	...	3
99...	85	25	22	20	2	1	...	1	...	2	19	9500	5.4	6	70	4.0	...	2
100...	74	28	20	20	...	5	5	3	16	7500	4.8	11	109	4.1	...	1
101...	87	29	26	25	1	2	...	2	...	1	18	12000	4.6	7	79	4.4	...	3
102...	57	24	21	20	1	3	2	1	18	8500	4.8	5	79	4.2	...	2
103...	40	18	17	15	2	1	1	10	8000	5.1	6	54	2.7	...	1
104...	41	16	16	14	2	12	9500	4.8	3	2
107...	47	12	10	10	2	9	7000	4.3	3	4
108...	181	47	47	47	39	9000	4.7	6	68	4.3	...	8
109...	52	16	16	16	13	7500	4.3	2	1
110...	69	23	22	22	...	1	1	20	8000	4.5	1	2
111...	45	19	19	17	2	13	8500	4.9	5	57	3.2	...	1
112...	82	26	25	24	1	1	19	8500	4.9	4	4
113...	*170	49	40	40	...	7	6	1	...	2	37	8500	4.8	10	69	5.1	...	6
114...	112	38	26	24	2	10	8	2	...	2	20	7500	5.4	16	68	4.3	...	4
12.....	*4073	1456	1165	1103	62	249	206	43	...	42	880	8000	5.6	425	65	4.0	1	104
2...	52	16	16	16	12	9500	6.0	4	2
3...	59	18	18	18	17	7500	5.6
4...	75	23	18	18	...	8	8	19	8500	5.2	3	2
5...	87	29	24	24	...	5	5	20	7000	5.3	7	76	5.1	...	1
6...	*82	25	22	22	...	3	...	3	17	7000	5.3	8	60	4.0	1	2
7...	85	26	17	17	...	7	7	2	18	9000	5.4	7	66	4.0	...	3
8...	10	6	6	6	3	2
10...	34	11	10	10	...	1	1	10	9000	5.7	1
11...	79	25	21	21	...	4	4	20	8000	5.8	3	2
12...	91	24	18	18	...	6	6	23	8000	6.1	1	2
13...	110	35	25	25	...	10	9	1	20	8000	5.8	12	71	3.9	...	5
14...	76	26	26	23	3	18	7000	5.3	8	71	4.3	...	1
15...	38	12	12	12	9	7500	5.1	3	2
17...	57	21	14	12	2	7	6	1	8	9000	5.9	9	72	4.2	...	1
18...	80	30	26	23	3	4	4	19	8000	5.5	9	67	4.1	...	2
19...	106	33	19	19	...	14	12	2	20	9000	5.1	10	66	3.7	...	6
20...	86	29	26	26	...	3	3	22	8500	5.0	5	60	4.8	...	2
21...	94	32	32	28	4	23	8500	5.5	9	64	3.4	...	1
22...	66	35	30	23	7	5	5	15	9500	5.7	13	65	3.0	...	1

City Block Characteristics

Table 2.—CHARACTERISTICS OF HOUSING UNITS, BY BLOCKS: 1960—Con.

["Total population" contains no persons in group quarters unless preceded by asterisk: one asterisk (*) denotes less than 10 percent; two asterisks (**), 10 percent or more]

Blocks within census tracts	Total population	All housing units by condition and plumbing										Occupied housing units						
		Total	Sound			Deteriorating				Dilapidated	Owner occupied			Renter occupied			Occupied by non-white	1.01 or more persons per room
			Total	With all plumbing facilities	Lacking some or all facilities	Total	With all plumbing facilities	Lacking some or all facilities			Total	Average value (dollars)	Average number of rooms	Total	Average contract rent (dollars)	Average number of rooms		
								With flush toilet	No flush toilet									
24...	83	29	28	27	1	1	1	19	9000	5.7	6	94	4.0	...	1
25...	96	30	24	24	...	6	5	1	26	8000	5.3	1	5
26...	86	36	35	35	...	1	1	20	8500	5.6	10	70	4.1	...	2
27...	82	23	22	20	2	1	1	18	7000	5.3	4	3
28...	77	23	21	21	...	1	1	14	6000	5.5	7	62	4.0	...	3
29...	48	18	14	14	...	4	4	1	14	6000	5.5	2	3
30...	83	30	25	25	...	4	4	23	7500	5.6	4	1
31...	94	32	31	29	2	1	22	8000	6.0	8	55	4.3	...	1
32...	93	33	33	33	1	24	8000	5.3	7	77	4.3	...	1
33...	107	32	25	25	...	3	3	4	24	8500	5.9	6	75	3.8	...	2
35...	103	34	29	29	...	5	5	21	8000	5.1	9	62	4.9	...	4
36...	103	33	33	31	2	25	8500	5.4	6	76	3.5	...	3
37...	70	29	29	29	22	9000	6.0	4	1
38...	67	29	26	26	...	3	2	16	9000	5.6	9	57	4.1	...	1
39...	91	33	29	29	...	4	4	21	6500	6.3	9	69	3.9	...	3
41...	74	30	13	13	...	13	11	2	...	4	14	8000	5.1	11	65	3.8	...	3
42...	125	45	27	20	7	15	11	4	...	5	26	8000	5.7	17	58	3.8	...	3
43...	108	44	39	31	8	4	4	1	21	8500	6.0	20	65	3.8	...	6
44...	125	33	31	30	1	2	2	23	8500	6.0	9	69	5.2	...	2
45...	64	30	30	26	4	14	9500	5.6	9	86	3.6	...	1
46...	115	40	34	34	...	6	6	18	9500	5.8	18	70	4.2	...	2
47...	141	59	30	27	3	21	15	6	...	8	24	8500	5.6	28	58	3.7	...	3
49...	97	40	16	16	...	20	17	3	...	4	6	...	5.7	24	65	4.4	...	6
50...	85	41	23	19	4	17	13	4	...	1	11	9500	5.6	24	67	3.8	...	2
51...	86	36	35	32	3	1	1	17	8000	5.9	15	55	3.9	...	1
52...	92	35	33	28	5	2	2	21	9000	6.0	10	77	4.6	...	2
53...	5	1
54...	64	24	23	23
56...	77	31	22	22	...	8	6	2	...	1	17	7500	5.9	3
57...	68	22	14	14	...	5	4	1	...	3	16	8000	6.0	9	55	4.4	...	2
59...	97	45	18	17	1	22	8	14	...	5	12	6000	5.4	4	2
13.....	2841	1056	890	815	75	161	136	25	...	5	637	9000	5.7	328	70	3.9	...	75
1... 122	38	28	28	28	...	10	8	2	30	8500	5.4	7	59	3.9	...	5
2... 86	28	22	22	22	...	6	6	24	9000	5.3	1	3
3... 89	34	30	30	30	...	4	3	1	28	8500	5.1	3	2
4... 100	39	32	32	32	...	7	5	2	27	8500	4.8	11	61	4.5	...	2
5... 98	38	29	26	26	3	9	9	31	8000	5.4	5	78	3.4	...	2
6... 103	39	26	24	24	2	13	11	2	24	7500	5.2	12	74	3.4	...	4
7... 106	41	41	35	35	6	26	9000	5.6	15	72	3.5	...	2
8... 100	36	21	20	20	1	15	13	2	26	7000	5.3	7	72	4.6	...	4
9... 124	39	39	39	39	23	9000	6.0	13	71	4.6	...	4
10...	130	48	48	43	5	25	8500	5.7	17	83	3.6	...	3
11...	105	41	41	32	9	25	9000	5.8	9	69	3.6	...	3
12...	100	40	40	32	8	28	9500	5.3	10	98	3.9	...	3
13...	92	40	40	34	6	26	9000	5.3	12	74	3.3	...	2
14...	120	35	35	35	19	9500	5.9	14	83	4.9	...	5
15...	94	39	35	34	1	4	1	3	22	9500	5.5	15	65	3.6	...	1
16...	69	22	21	21	...	1	18	11000	6.3	4	1
18...	94	43	30	28	2	13	9	4	19	8500	5.6	17	70	4.3	...	1
19...	130	55	50	46	4	4	4	1	21	7500	6.3	27	63	3.3	...	4
20...	114	54	42	30	12	12	11	1	21	8500	6.4	25	62	3.2	...	7
24...	183	78	64	55	9	10	7	3	...	4	34	7500	6.1	31	60	4.0	...	3
25...	99	33	23	23	...	10	8	2	16	9500	6.3	11	61	5.3	...	1
26...	89	31	22	22	...	9	9	17	8500	6.0	13	65	4.1	...	3
27...	111	32	27	27	...	5	5	23	9000	5.9	9	69	4.2	...	1
28...	125	40	25	23	2	15	15	27	10500	6.1	12	68	3.3	...	4
29...	13	5	5	5	3	2
30...	57	18	9	9	...	9	7	2	9	9000	6.2	8	70	4.6	...	2
31...	42	19	18	16	2	1	1	14	12000	6.1	1
32...	104	32	28	26	2	4	4	26	10500	5.6	4	2
33...	24	9	9	8	1	5	10500	6.0	3
37...	18	10	10	10	10	82	3.0	...	1
14.....	*2157	715	439	414	25	257	206	50	1	19	328	9500	5.9	318	65	4.2	14	81
10... 95	27	8	8	8	...	17	14	3	...	2	16	7500	5.8	10	105	3.5	...	6
11... 77	26	13	13	13	...	13	9	4	13	8500	6.0	9	66	4.1	...	2
12... 102	26	15	14	1	10	10	1	13	10500	5.5	11	71	4.5	...	7	
14... 91	38	23	23	...	15	14	1	16	10000	5.8	18	52	4.4	...	2
15... 33	25	17	17	...	8	6	2	12	9000	5.9	10	63	4.4	...	3
16... 59	23	20	20	...	3	3	22	8000	5.8
17... **94	24	20	20	...	4	4	15	8500	5.3	7	90	5.1	...	3
18... 57	21	11	11	...	10	4	6	10	9000	6.1	10	63	3.7	...	1
19... 129	47	23	23	...	24	24	24	9000	5.7	17	69	3.8	...	7
21... 7	3
22... 60	27	8	8	...	11	7	6	2	8	11500	6.4	14	57	3.5	...	2
23... 59	18	11	11	...	7	7	12	9000	6.4	6	66	6.5	...	1
25... 16	6	2	2	...	4	4	4	2
27... 6	4
29... 105	28	9	9	...	19	19	8	12500	6.1	16	64	5.1	...	7
30... 15	4
31... **27	15	7	7	...	1	1	2	5	41	4.2	...	1
37... 91	34	10	10	...	17	14	3	7	17	11500	6.4	9	56	5.3	1	4
38... 43	20	10	10	...	9	7	2	1	12	11000	6.4	5	63	4.8	...	1
39... 41	14	11	11	...	3	3	10	13500	6.0	3

Table 2.—CHARACTERISTICS OF HOUSING UNITS, BY BLOCKS: 1960—Con.

["Total population" contains no persons in group quarters unless preceded by asterisk; one asterisk (*) denotes less than 10 percent; two asterisks (**), 10 percent or more]

Blocks within census tracts	Total population	All housing units by condition and plumbing									Occupied housing units							
		Total	Sound			Deteriorating			Dilapidated	Owner occupied			Renter occupied			Occupied by non-white	1.01 or more persons per room	
			Total	With all plumbing facilities	Lacking some or all facilities	Total	With all plumbing facilities	Lacking some or all facilities		Total	Average value (dollars)	Average number of rooms	Total	Average contract rent (dollars)	Average number of rooms			
40...	2	1
43...	31	10	8	8	...	2	2	3	...	7	58	4.3	1
44...	13	5	5	5	4	...	1	3
45...	132	49	44	35	9	4	2	2	1	12	14500	6.3	35	70	3.9	1	3	8
47...	**153	45	24	19	5	21	6	15	...	3	36	58	2.7	4
48...	251	89	65	63	2	23	23	1	51	9500	5.9	31	75	4.3	...	4
49...	106	34	27	25	2	7	7	23	8500	5.8	9	77	4.9	...	4
50...	95	28	20	15	5	7	3	3	1	5	8000	5.6	20	49	4.5	3	5	5
51...	107	29	20	19	1	6	4	2	...	3	6	4500	4.8	20	57	4.5	9	8
53...	10	2
15...	*4044	1434	1291	1200	91	124	101	23	...	19	613	14500	6.5	694	86	3.7	546	129
4...	83	39	35	35	...	4	3	1	11	20000	7.1	22	73	3.7	...	4
5...	100	60	60	54	6	23	19000	6.8	29	63	2.7	...	1
6...	**130	55	52	50	2	2	2	1	19	15000	7.1	31	80	3.1	...	1
7...	**94	42	41	30	11	1	...	1	8	25000	5.1	31	78	2.4	...	8
8...	49	24	13	11	2	11	11	4	16	58	3.1	...	5
9...	59	31	28	28	...	3	3	6	...	6.8	24	64	3.7	...	1
10...	103	50	46	40	6	4	2	2	10	15500	7.3	34	71	3.8	1	6
11...	59	26	23	23	...	3	3	7	12000	6.4	16	108	3.7	...	1
12...	65	35	34	28	6	1	1	12	11500	6.0	17	67	3.7
13...	47	19	19	19	8	18500	7.5	8	68	3.9	...	2
14...	**57	23	21	21	...	2	2	7	13000	5.6	15	79	3.9
15...	**133	62	62	58	4	9	19000	7.0	45	173	3.9
16...	98	48	47	43	4	1	1	13	15500	6.7	26	81	3.7	1	1
17...	104	62	50	48	2	12	8	4	14	16500	6.2	36	66	3.7	...	2
18...	**123	50	46	42	4	4	4	19	14500	6.1	27	76	3.2	...	1
20...	25	11	9	9	2	7	13500	5.9	3	4	1
21...	**229	70	35	34	1	26	22	4	...	9	34	12500	7.2	33	72	3.8	28	7
22...	*146	46	46	46	25	20000	7.3	17	79	5.2	24	4
23...	263	70	43	43	...	18	15	3	...	9	26	11500	6.4	38	123	4.4	58	20
24...	66	22	20	19	1	2	2	6	9500	7.8	12	91	4.2	14	3
25...	129	38	31	30	1	7	3	4	7	11500	6.1	26	70	3.9	32	8
26...	125	30	24	20	4	6	4	2	13	9000	6.1	15	84	3.9	27	8
27...	137	38	38	28	10	11	10500	6.3	27	92	4.0	35	3
28...	**157	33	33	33	28	13000	7.3	5	75	4.2	29	2
29...	**124	35	35	33	2	24	13000	6.9	10	89	3.5	28	...
30...	55	15	15	15	11	9500	6.0	4	15	...
33...	72	17	14	14	...	3	3	4	13	78	4.7	16	5
34...	94	31	31	29	2	24	15500	6.8	6	76	3.7	22	1
35...	79	19	19	19	13	14000	6.8	6	99	5.7	17	2
36...	101	25	25	25	19	15000	7.6	6	90	3.8	25	2
37...	*75	19	19	19	15	14500	6.7	4	14	1
38...	68	20	20	20	20	11500	6.0	18	2
39...	36	15	15	15	13	15000	5.8	11	...
40...	76	19	19	18	1	15	12500	6.6	18	3
42...	40	9	8	8	...	1	1	9	10000	5.9	9	2
44...	60	20	19	19	...	1	1	12	12000	5.6	...	198	4.3	18	1
45...	15	7	7	7	3	4	6	...
48...	48	14	14	14	14	19500	5.5
49...	56	19	18	18	...	1	1	14	13500	5.2	4	1	4
52...	30	11	11	11	8	10500	5.5	3
53...	23	9	9	9	7	12500	6.3	2	4	...
55...	71	35	35	34	1	13	16000	7.1	22	64	4.0
56...	21	20	20	9	11	2	9	63	1.6	...	4
57...	43	12	9	7	2	3	1	2	6	11000	6.0	6	68	3.2	12	2
58...	52	14	12	10	2	2	2	7	...	5.6	6	83	4.7	13	3
59...	56	17	15	2	6	...	5.8	10	75	3.5	15	4
60...	42	9	6	6	...	3	3	5	9000	6.2	4	9	2
61...	87	27	24	22	2	3	3	14	14000	5.9	9	65	4.0	22	2
62...	34	8	8	8	8	31000	6.8
64...	5	2
65...	...	2
16...	*4522	1475	1457	1452	5	17	17	1	1366	21000	6.3	93	110	4.7	2	24
2...	30	8	8	8	8	16000	4.9	1
3...	38	10	10	10	10	14500	5.0
4...	51	20	20	20	16	15000	5.1	2
6...	**197	36	33	33	...	3	3	19	31000	7.8	16	64	4.0	1	2
7...	49	15	15	15	14	17000	6.0	1
8...	42	16	16	16	13	14500	5.2	3	1
9...	34	15	15	15	15	18000	5.5
10...	54	18	18	18	17	17500	5.8	1
11...	49	19	19	19	18	15000	5.2	1
12...	74	21	21	21	20	15500	5.7
13...	89	27	27	27	27	17000	5.7	1
16...	66	18	18	18	17	15500	5.4	1	1
17...	61	17	17	17	16	16500	5.5	1
18...	41	14	14	14	13	18500	5.4
19...	43	12	12	12	12	19500	5.8
20...	49	14	14	14	12	17500	5.7	1
21...	29	9	9	9	9	24000	6.0
22...	49	18	18	18	18	23000	5.8	1
23...	49	15	15	15	14	18000	5.9	1
24...	72	23	23	23	22	34000	7.0	1
25...	72	21	21	19	2	20	22000	6.9	1	1

City Block Characteristics

Table 2.—CHARACTERISTICS OF HOUSING UNITS, BY BLOCKS: 1960—Con.

["Total population" contains no persons in group quarters unless preceded by asterisk: one asterisk (*) denotes less than 10 percent; two asterisks (**), 10 percent or more]

Blocks within census tracts	Total population	All housing units by condition and plumbing									Occupied housing units								
		Sound					Deteriorating				Dilapidated	Owner occupied			Renter occupied			Occupied by non-white	1.01 or more persons per room
		Total	Total	With all plumbing facilities	Lacking some or all facilities	Total	With all plumbing facilities	Lacking some or all facilities		Total		Average value (dollars)	Average number of rooms	Total	Average contract rent (dollars)	Average number of rooms			
								With flush toilet	No flush toilet										
26...	52	17	17	17	15	24000	6.7	2
27...	43	17	17	17	17	23000	6.4
28...	29	11	11	11	11	22000	6.3
29...	34	12	12	12	12	21000	6.1
30...	60	18	18	18	18	18000	6.2	1
31...	69	23	23	23	22	17500	6.3	1
32...	91	26	26	26	26	18500	5.8
33...	82	27	27	27	27	18500	5.7	1
34...	91	24	24	24	24	18500	6.1	1
35...	92	30	30	30	30	16500	5.2	1
37...	22	5	5	5	5	15500	6.2	1
38...	58	20	20	20	20	15500	4.8	1
39...	86	30	30	30	25	17500	5.6	5	...	5.0	1
40...	64	19	19	19	18	21000	6.3	1
41...	28	11	11	11	10	20000	6.5
42...	61	23	16	16	...	7	7	16	18500	6.1	6	...	4.5
43...	71	25	24	24	...	1	1	25	23000	6.9
44...	52	17	14	14	...	2	2	1	16	24000	7.0	1
45...	89	30	30	30	28	19500	6.3	2
46...	77	28	27	27	...	1	1	26	20000	5.6	1
47...	80	26	26	26	25	15000	5.5	1	1	1
49...	50	20	20	20	19	16000	4.7	1
50...	82	34	34	34	26	16000	5.4	8	106	5.0
51...	69	28	28	28	22	20000	6.5	5	103	4.0
52...	67	24	24	24	22	19500	6.4	2
53...	98	33	33	33	30	25000	6.6	3
54...	70	27	26	26	...	1	1	24	21000	6.3	3
55...	60	23	23	23	21	25000	7.4	1
56...	95	29	29	29	28	28000	7.1	1
57...	*70	19	18	18	...	1	1	19	31000	8.3
58...	30	9	9	9	9	29000	8.6
59...	46	16	15	15	...	1	1	15	35000	7.7	1
61...	81	26	26	26	25	19500	6.5	1
62...	70	30	30	30	29	16000	5.4	1
63...	48	15	15	15	14	15000	5.1	1	1
64...	77	28	28	28	27	17000	5.4	1
65...	52	17	17	17	16	17500	5.4
67...	56	19	19	19	17	21000	6.5	2
68...	59	21	21	21	19	22000	6.2	1	2
69...	38	14	14	14	14	21000	6.3
70...	87	25	25	25	22	27000	7.0	3	1
71...	86	31	31	28	3	28	26000	6.9	3	1
72...	96	30	30	30	28	30000	7.6	1	1
73...	143	41	41	41	41	36000	9.0
74...	22	9	9	9	8	31000	8.6	1
75...	55	18	18	18	18	31000	8.9
76...	50	20	20	20	19	29000	7.4
78...	34	14	14	14	12	24000	6.3	2
79...	85	28	28	28	27	15500	5.2	1
80...	50	15	15	15	14	19000	5.8	1
81...	9	4
82...	18	3
17.....	6387	1845	1431	1419	12	380	340	33	7	34	1482	10000	4.9	279	73	4.5	2	254	...
1...	110	22	21	21	...	1	1	22	13500	5.0	7
2...	89	22	22	22	21	14500	5.0	1	4
3...	96	24	24	24	22	13500	5.0	2
4...	117	24	23	23	...	1	1	24	14000	5.1	6
5...	72	20	17	17	...	3	3	20	8500	4.5	5
6...	48	16	11	11	...	5	4	1	13	7000	5.2	2
7...	66	20	12	12	...	7	5	2	...	1	13	9000	5.2	3	4
8...	81	23	13	13	...	10	8	2	16	8500	5.1	5	52	3.8	4
9...	54	17	10	10	...	7	7	15	8000	5.1	1
12...	37	22	12	12	...	8	7	1	...	2	16	9000	5.1	1
13...	104	33	19	19	...	14	13	1	24	9500	4.5	8	75	3.6	4
14...	80	25	9	9	...	16	16	21	8000	5.2	4	3
15...	49	16	8	8	...	8	8	12	9000	5.0	2	1
16...	60	20	10	10	...	9	9	1	13	9000	5.5	7	67	3.7	1
17...	67	19	14	14	...	4	4	12	10000	5.3	4	5
19...	34	14	8	8	...	6	5	1	11	10500	5.1	2
20...	44	15	6	6	...	9	7	2	9	8000	5.3	5	67	4.6	1
21...	22	12	4	4	...	8	7	1	7	8000	5.1	2
22...	5	1
23...	90	32	19	19	...	9	9	4	13	10000	5.9	15	67	4.8	1	2	...
24...	122	43	23	23	...	20	20	30	9000	5.3	9	69	3.7	3
25...	125	38	32	30	2	6	6	29	9500	5.1	9	137	4.6	4
26...	63	21	12	12	...	9	9	14	8500	5.6	6	57	4.5
27...	39	18	12	12	...	5	5	1	14	9000	4.7	1
28...	99	28	21	21	...	7	5	2	19	10000	4.9	7	72	4.9	1
29...	75	26	17	17	...	9	8	1	21	8500	4.5	3	2
30...	76	28	13	13	...	15	15	19	10500	4.9	8	65	3.3	1
31...	44	14	10	10	...	4	4	9	10000	4.8	5	77	3.2	1
32...	20	7	6	6	1	5	6000	4.6	1
33...	52	19	16	15	1	3	2	1	17	7000	4.6	4
34...	74	18	8	8	...	10	8	2	14	7500	5.0	4
35...	64	15	11	11	...	2	2	2	13	9500	4.8	1	5

Table 2.—CHARACTERISTICS OF HOUSING UNITS, BY BLOCKS: 1960—Con.

["Total population" contains no persons in group quarters unless preceded by asterisk: one asterisk (*) denotes less than 10 percent; two asterisks (**), 10 percent or more]

Blocks within census tracts	Total population	All housing units by condition and plumbing									Occupied housing units								
		Sound					Deteriorating				Dilapidated	Owner occupied			Renter occupied			Occupied by non-white	1.01 or more persons per room
		Total	With all plumbing facilities	Lacking some or all facilities	Total	With all plumbing facilities	Lacking some or all facilities		Total	Average value (dollars)		Average number of rooms	Total	Average contract rent (dollars)	Average number of rooms				
							With flush toilet	No flush toilet											
36...	58	16	14	14	...	1	...	1	...	1	11	10500	4.9	3	3	
37...	104	24	24	24	24	14000	5.1	6	
38...	111	24	23	23	...	1	...	1	21	14000	5.1	5	
39...	95	22	22	22	20	13500	5.2	1	1	4	
40...	102	22	22	22	22	13500	5.0	4	
41...	217	59	58	58	...	1	...	1	55	14500	5.2	3	8	
42...	115	25	25	25	22	13500	5.7	3	2	
43...	97	26	26	26	25	12500	5.3	1	5	
44...	74	19	19	19	18	13000	5.2	1	2	
45...	107	23	21	21	...	2	...	2	23	12000	5.8	2	
46...	52	17	10	9	1	4	4	3	15	6500	4.7	2	4	
47...	45	16	15	14	1	1	1	13	9000	4.7	3	
48...	39	13	10	10	...	2	1	1	...	1	9	8500	4.9	2	2	
49...	32	11	8	8	...	3	3	7	10500	4.6	3	
50...	28	8	4	4	...	4	4	5	9500	5.2	2	2	
51...	96	26	22	22	...	2	2	2	23	8000	4.7	2	6	
52...	75	21	18	18	...	3	3	20	10500	5.2	1	3	
53...	58	17	13	13	...	4	4	13	10000	5.2	4	2	
54...	80	26	17	17	...	9	8	...	1	...	23	9000	5.1	3	3	
55...	59	18	10	10	...	8	4	4	14	10000	5.6	2	3	
57...	56	19	15	15	...	4	3	1	14	9500	5.6	4	2	
58...	67	20	18	18	...	1	1	1	12	9000	5.8	8	77	4.6	...	1	
59...	2	1	5	152	4.8	
60...	49	15	11	11	...	4	4	9	8000	4.7	5	63	4.5	...	1	
61...	54	23	19	19	...	4	4	17	10500	5.6	3	
62...	48	17	15	15	...	2	2	14	11500	5.2	5	1	
63...	93	20	15	15	...	5	5	15	11000	5.2	3	8	
64...	58	15	12	12	...	3	3	12	11000	5.6	3	1	
65...	61	18	13	11	2	5	2	3	11	11000	5.5	6	64	4.0	...	2	
66...	9	
67...	14	5	2	2	...	3	2	1	2	2	1	
68...	38	10	6	5	1	4	4	9	7500	5.3	3	
69...	51	13	9	8	1	4	4	8	10500	4.6	4	4	
70...	76	19	12	11	1	6	6	13	8500	4.5	6	51	4.2	...	2	
71...	52	16	12	12	...	3	3	1	13	8500	5.2	2	
72...	22	7	6	5	1	1	1	5	8000	4.8	2	
73...	45	18	10	10	...	8	8	17	9500	4.9	1	3	
74...	71	22	18	18	...	4	4	18	10000	4.8	3	6	
75...	98	23	20	20	...	3	3	21	12000	4.7	2	3	
76...	98	23	23	23	20	13500	5.9	3	
77...	82	22	22	22	18	12500	5.5	4	1	
78...	76	22	16	16	...	6	6	19	8500	4.9	2	3	
79...	47	13	13	13	10	8500	4.5	2	4	
80...	80	24	23	23	...	1	1	19	8500	4.2	5	68	4.0	...	3	
81...	71	20	19	19	...	1	1	19	8000	4.4	1	1	
82...	29	11	9	9	...	2	2	9	9000	4.3	3	
83...	42	12	11	11	...	1	1	11	8500	5.0	1	2	
84...	45	13	9	9	...	4	4	12	9500	5.2	1	3	
85...	56	16	12	12	...	3	3	1	16	8000	4.3	3	
86...	34	11	9	9	...	2	2	9	8500	5.0	1	
87...	32	7	6	6	...	1	1	7	8500	4.6	3	
88...	32	7	7	7	6	8500	5.2	2	
90...	1	
91...	116	47	46	46	...	1	1	1	44	...	2.9	3	8	
92...	33	11	10	9	1	1	1	10	8000	4.0	1	1	
94...	59	19	17	17	...	1	1	1	13	8000	4.8	5	62	4.2	...	4	
95...	28	10	8	8	...	2	2	7	10000	5.1	1	1	
96...	65	14	12	12	...	2	2	8	9000	4.1	6	66	4.5	...	5	
97...	80	23	20	20	...	1	1	20	8000	4.5	2	4	
98...	47	18	15	15	...	2	1	1	...	1	15	8000	4.7	1	1	
99...	63	15	14	14	...	1	1	14	8500	4.4	1	3	
100...	89	24	23	23	...	1	1	22	9000	4.3	2	3	
101...	60	16	16	16	15	8500	4.3	1	4	
102...	61	15	13	13	...	2	2	9	8000	4.2	6	69	4.0	...	5	
103...	14	3	
109...	57	12	5	5	...	5	2	7	8500	5.4	3	4	
110...	104	26	17	17	...	6	1	3	2	3	17	8500	4.9	7	49	5.1	...	4	
18.....	3852	1314	1176	1140	36	122	112	9	1	16	968	10000	5.2	286	77	4.0	1	104	
1...	15	5	5	5	4	1	2	
2...	28	13	6	6	7	7	14500	5.3	3	2	
3...	32	11	9	9	...	2	2	6	9500	5.3	4	
4...	29	9	8	5	3	1	1	4	5	77	3.8	1	...	
5...	50	15	14	14	...	1	1	12	11000	4.9	2	2	
6...	38	14	12	12	...	2	2	12	9500	5.5	1	
7...	64	23	21	21	...	2	1	1	21	8500	5.1	2	2	
8...	44	20	20	20	15	9000	5.3	3	
9...	17	5	5	5	5	9500	5.6	1	
10...	60	21	21	21	10	11000	5.4	8	74	4.1	...	2	
11...	66	19	15	13	2	4	4	11	8500	4.9	7	73	5.1	
12...	111	45	37	33	4	8	7	1	24	9500	5.6	21	58	3.7	...	3	
13...	141	39	36	36	...	3	3	27	8000	5.6	11	62	3.9	...	5	
14...	86	28	27	27	...	1	1	23	9500	5.4	5	60	5.0	...	2	
15...	94	36	32	32	...	4	2	2	26	9000	5.6	8	68	4.6	...	1	
16...	66	24	22	18	4	2	2	12	9000	5.6	9	66	4.3	...	1	
17...	66	27	22	22	...	5	5	17	8500	5.4	6	68	4.3	...	2	
18...	70	24	21	21	...	3	3	16	8500	5.9	5	2	

City Block Characteristics

Table 2.—CHARACTERISTICS OF HOUSING UNITS, BY BLOCKS: 1960—Con.

["Total population" contains no persons in group quarters unless preceded by asterisk: one asterisk (*) denotes less than 10 percent; two asterisks (**), 10 percent or more]

Blocks within census tracts	Total population	All housing units by condition and plumbing									Occupied housing units							
		Total	Sound			Deteriorating			Dilapidated	Owner occupied			Renter occupied			Occupied by non-white	1.01 or more persons per room	
			Total	With all plumbing facilities	Lacking some or all facilities	Total	With all plumbing facilities	Lacking some or all facilities		Total	Average value (dollars)	Average number of rooms	Total	Average contract (dollars)	Average number of rooms			
								With flush toilet										No flush toilet
19...	89	29	29	29	19	9500	5.6	9	80	5.1	...	1	
20...	101	40	35	31	4	5	4	1	...	25	9500	5.2	11	56	3.2	...	1	
21...	57	19	14	14	...	4	4	...	1	13	11000	5.0	4	2	
22...	61	19	18	18	1	16	12000	5.1	3	1	
23...	31	13	13	13	13	10500	4.9	
25...	48	16	16	16	15	11500	4.6	1	
26...	51	16	16	16	16	11500	4.6	
27...	72	24	22	21	1	2	2	16	10000	4.8	5	68	3.8	...	1	
28...	64	19	19	19	16	10000	5.2	3	1	
29...	85	27	19	19	...	8	7	1	...	22	9000	5.5	4	2	
30...	78	30	25	23	2	5	5	23	9500	5.5	6	195	4.0	...	1	
31...	72	24	21	21	...	3	3	20	8500	5.3	4	4	
32...	100	32	17	17	...	11	9	2	...	17	9000	5.5	14	117	4.0	...	6	
33...	82	27	23	21	2	3	3	...	1	21	8000	5.3	5	71	4.6	...	1	
34...	56	18	15	15	...	3	3	15	10500	4.8	3	1	
36...	79	21	19	19	...	2	2	15	12000	5.2	3	4	
37...	50	18	17	16	1	1	1	13	9500	4.6	3	1	
38...	40	14	12	12	...	1	1	...	1	13	8000	4.3	1	1	
40...	33	11	11	11	8	10500	5.1	3	2	
41...	65	17	16	16	...	1	1	14	11500	5.0	3	
42...	53	21	21	21	17	10500	4.5	3	1	
43...	65	24	20	18	2	4	2	1	1	19	9500	5.5	4	4	
44...	142	47	42	42	...	5	5	31	11500	5.8	14	75	4.4	...	1	
45...	91	34	30	28	2	4	4	26	10500	5.7	6	65	3.2	...	1	
46...	99	29	25	25	...	4	4	27	9000	5.0	2	3	
47...	62	23	17	17	...	6	6	18	8500	4.8	4	1	
48...	46	15	15	15	15	12000	5.2	1	
49...	30	11	9	9	...	1	1	...	1	10	10000	4.5	1	2	
51...	38	11	11	11	10	11500	4.8	1	
52...	73	22	22	22	21	12500	4.6	1	1	
53...	51	16	16	16	14	10000	4.5	2	3	
54...	127	43	42	42	...	1	1	30	10000	5.4	11	81	3.8	...	3	
55...	70	29	29	24	5	20	10000	5.8	8	74	3.8	...	1	
58...	91	41	37	37	...	4	4	34	9000	5.3	14	75	3.5	...	1	
59...	121	44	44	42	2	20	9000	5.0	11	150	4.5	...	3	
60...	76	19	18	18	...	1	1	16	10000	4.7	3	4	
61...	53	14	14	14	13	11000	4.6	1	4	
62...	57	17	17	15	2	11	9500	4.7	6	76	2.7	...	4	
67...	37	11	10	10	...	1	1	8	8500	5.4	3	1	
68...	46	19	17	17	...	2	2	12	9500	5.3	3	2	
70...	23	9	8	8	...	1	1	7	7500	5.9	2	
72...	10	3	
19.....	6095	1980	1836	1812	24	130	123	7	...	14	1615	11000	5.1	278	73	4.1	1	180
1... ..	170	55	54	54	...	1	1	44	12000	5.1	8	81	4.4	...	6	
2... ..	172	48	47	47	...	1	1	41	14000	5.2	5	96	4.6	...	9	
3... ..	154	39	39	39	35	15000	5.1	4	6	
4... ..	140	34	33	33	...	1	1	31	13500	5.0	1	12	
5... ..	199	45	45	45	44	13500	5.2	1	11	
6... ..	179	45	45	45	45	14000	5.0	5	
7... ..	196	53	53	53	51	12500	4.9	9	
8... ..	190	62	62	62	54	12000	5.0	5	75	4.0	...	5	
9... ..	246	81	81	73	8	50	12000	5.5	26	68	4.6	...	7	
10... ..	163	49	49	49	45	12000	4.8	2	7	
11... ..	190	43	43	43	41	13500	5.2	2	8	
12... ..	163	46	46	46	45	12500	4.7	1	4	
13... ..	120	35	34	33	1	1	31	12000	4.9	2	4	
14... ..	119	39	37	36	1	2	2	34	11500	4.7	2	2	
15... ..	155	51	44	44	...	7	7	45	11500	5.0	4	4	
16... ..	219	68	64	62	2	4	4	56	12000	5.6	9	71	4.8	...	4	
17... ..	211	75	65	61	4	7	7	...	3	56	10500	5.4	16	73	4.1	...	3	
18... ..	164	49	41	41	...	8	8	41	10500	4.9	6	70	4.7	...	5	
19... ..	16	8	7	7	...	1	1	8	10500	4.1	
20... ..	153	45	35	33	2	9	9	...	1	35	9500	5.2	9	71	3.7	...	7	
21... ..	88	37	33	33	...	3	2	1	...	31	8000	4.0	6	...	4.0	...	4	
22... ..	43	17	17	17	17	7500	4.4	1	
23... ..	69	27	18	17	1	9	7	2	...	22	8000	4.6	3	1	
24... ..	112	36	31	31	...	3	3	...	2	23	9000	4.6	10	72	4.4	...	5	
25... ..	176	50	43	43	...	7	7	44	10500	5.0	6	75	4.3	...	5	
26... ..	75	29	27	27	...	2	2	26	10000	5.0	2	1	
27... ..	59	23	20	20	...	2	2	...	1	20	11500	4.9	2	1	
28... ..	74	25	25	25	19	12000	5.4	4	1	
29... ..	75	27	27	27	21	11000	6.2	3	1	
30... ..	94	36	36	36	29	10500	5.4	7	63	4.0	...	1	
31... ..	56	24	24	24	...	2	2	17	11500	5.5	5	72	3.8	...	1	
32... ..	73	32	30	30	...	5	5	22	11000	5.5	6	80	3.8	
33... ..	91	34	29	29	...	5	5	28	9500	5.3	6	70	3.3	
34... ..	139	47	39	39	...	7	6	1	...	41	10500	4.9	5	69	3.8	...	3	
35... ..	104	40	25	25	...	14	13	1	1	32	8500	4.9	7	60	3.4	...	1	
36... ..	119	35	30	30	...	5	5	1	...	27	11500	4.8	4	71	4.6	...	6	
37... ..	154	49	44	44	...	5	5	43	11000	4.7	3	2	
38... ..	87	28	27	27	...	1	1	25	9000	5.1	4	1	
39... ..	78	29	29	29	23	10500	5.7	6	69	3.5	
40... ..	83	32	31	31	...	1	1	21	11500	5.6	8	68	4.1	...	1	
41... ..	69	31	30	30	...	1	1	22	9500	5.5	6	82	4.5	...	3	
42... ..	115	35	33	31	2	2	2	23	9500	5.5	11	61	3.7	

Table 2.—CHARACTERISTICS OF HOUSING UNITS, BY BLOCKS: 1960—Con.

["Total population" contains no persons in group quarters unless preceded by asterisk: one asterisk (*) denotes less than 10 percent; two asterisks (**), 10 percent or more]

Blocks within census tracts	Total population	All housing units by condition and plumbing										Occupied housing units								
		Sound					Deteriorating					Dilapidated	Owner occupied			Renter occupied			Occupied by non-white	1.01 or more persons per room
		Total	With all plumbing facilities	Lacking some or all facilities	Total	With all plumbing facilities	Lacking some or all facilities		Total	Average value (dollars)	Average number of rooms		Total	Average contract (dollars)	Average number of rooms					
							With flush toilet	No flush toilet												
43...	85	34	32	32	...	2	2	27	11000	5.7	4	3	
44...	81	34	30	27	3	4	4	21	9500	5.1	10	61	4.3	
45...	79	34	31	31	...	3	3	25	8500	5.5	6	76	4.7	
46...	82	27	25	25	...	2	2	23	9500	5.4	4	3	
47...	69	24	20	20	...	4	4	19	9000	5.4	5	61	5.4	1	
48...	64	22	22	22	17	9500	5.4	3	3	
49...	131	42	36	36	...	4	4	2	36	9000	5.5	4	5	
50...	101	46	44	44	...	1	1	24	8500	5.0	17	82	3.2	3	
51...	51	24	24	24	15	8500	5.1	8	91	3.3	
20.....	*4237	1466	1314	1258	56	143	127	16	...	9	1030	10500	5.4	329	69	4.2	1	91	...	
1...	78	33	28	28	...	5	5	21	8000	5.7	7	64	3.0	
2...	81	26	24	24	...	2	2	20	8000	5.1	5	68	4.0	3	
3...	46	17	14	14	...	3	3	13	9000	4.8	3	1	
4...	85	26	18	18	...	8	8	21	8000	5.6	4	1	
5...	69	22	21	21	...	1	1	20	9500	5.2	1	
6...	255	78	78	78	64	14500	5.4	12	82	4.9	10	
7...	64	25	23	21	2	2	2	19	10000	5.1	4	1	
8...	77	28	23	23	...	5	5	24	10000	5.5	4	
9...	33	11	6	6	...	5	5	7	7500	5.1	3	1	
10...	89	31	23	21	2	8	6	2	21	8500	5.0	8	62	3.9	2	
11...	53	22	19	18	1	3	1	2	16	7000	4.9	5	54	4.4	
12...	66	24	20	20	...	4	4	16	9500	6.0	7	67	4.3	
13...	73	26	22	22	...	4	3	1	18	9000	5.6	4	3	
14...	43	17	16	16	...	1	...	1	13	6500	4.8	4	
15...	49	14	14	13	1	1	10	9500	5.3	4	1	
16...	51	15	13	13	...	2	1	1	11	9500	6.0	2	3	
17...	35	15	14	12	2	1	1	12	8000	5.2	2	
18...	33	15	12	12	...	3	3	8	10500	5.3	4	2	
19...	89	25	25	25	21	14000	5.7	4	1	
20...	90	29	28	28	...	1	1	26	12500	5.3	1	3	...	
21...	69	21	18	18	...	3	3	19	10000	5.1	2	1	
22...	86	30	30	28	2	19	10000	5.1	9	66	4.7	1	
23...	108	30	28	28	...	2	2	21	10500	5.1	8	67	4.8	2	
24...	92	35	32	31	1	3	28	8000	5.6	4	1	
25...	83	31	30	30	...	1	1	26	8500	5.2	4	1	
26...	98	34	33	29	4	1	1	20	8500	5.2	11	60	4.0	3	
27...	80	37	35	31	4	2	1	1	23	8000	5.3	4	3	
28...	103	37	30	27	3	7	5	2	14	8000	5.5	16	61	4.0	7	
29...	67	27	25	22	3	2	2	14	9000	5.9	6	75	4.5	1	
30...	118	36	28	28	...	8	8	20	8000	5.3	16	76	4.6	7	
31...	77	36	33	29	4	3	3	16	9500	5.4	14	71	3.9	2	
32...	*73	23	19	13	6	2	2	2	12	8000	6.3	10	55	3.2	3	
33...	*60	18	16	16	...	2	2	16	10000	6.0	2	
34...	36	12	11	11	...	1	1	9	8000	5.2	3	1	
35...	61	23	21	21	...	2	...	2	13	9500	6.1	4	2	
36...	56	20	17	17	...	1	1	2	15	8000	5.4	4	3	
37...	97	28	28	28	13	9500	5.6	13	2	
38...	25	11	11	11	9	9000	5.1	1	
39...	46	17	16	14	2	1	1	11	11000	4.9	6	58	4.0	1	
40...	61	23	23	21	2	19	10500	5.2	4	
41...	85	27	26	26	1	22	13000	5.5	4	2	
42...	64	24	24	24	20	13500	4.9	
43...	107	31	31	31	26	14500	5.7	5	90	4.2	3	
44...	98	33	32	32	...	1	1	24	13500	5.7	9	81	4.6	
45...	8	4	
47...	16	5	5	5	3	1	
51...	27	9	9	9	8	10500	5.1	1	
52...	47	16	15	15	...	1	1	14	9500	5.4	2	
55...	48	15	7	7	...	8	8	10	8000	5.3	5	75	4.2	1	
58...	97	34	31	29	2	3	3	25	18000	6.0	5	79	4.6	2	
59...	91	32	28	28	...	4	4	23	16500	6.0	7	72	3.0	1	
60...	60	20	20	20	18	16000	6.1	1	
61...	29	9	9	9	2	7	16000	5.7	2	
62...	95	34	32	32	...	2	2	22	10000	5.3	9	68	4.9	2	
64...	161	48	47	42	5	12	10	2	29	11000	5.1	18	69	3.9	6	
65...	129	47	35	29	6	2	2	32	9500	5.8	9	64	3.2	
68...	120	50	35	33	...	14	14	26	10500	5.7	17	75	3.9	
21.....	3778	1379	1298	1273	25	76	74	2	...	5	957	13000	5.7	349	76	4.1	3	50	...	
2...	137	48	47	46	1	1	1	33	11000	5.5	13	57	4.4	1	3	...	
3...	104	40	40	40	33	12500	5.1	7	80	5.3	1	
4...	100	40	40	38	2	26	17500	6.0	13	74	4.0	
5...	100	32	32	32	25	17500	6.0	7	78	4.6	2	
6...	70	22	22	22	20	18000	5.9	
8...	91	29	29	29	25	17000	6.0	2	1	
9...	95	40	40	38	2	22	16500	6.5	15	90	4.8	
11...	92	32	31	31	...	1	1	28	14000	5.1	4	1	
12...	99	41	41	39	2	28	12000	6.0	11	76	3.4	1	
13...	128	48	46	44	2	2	2	22	14500	5.3	21	76	4.1	4	
14...	227	73	73	73	35	11500	5.7	29	77	4.0	3	
15...	172	55	47	47	...	8	8	36	8500	5.9	16	72	4.4	1	
16...	45	13	13	13	5	...	6.4	7	70	4.0	1	3	...	
17...	101	33	27	27	...	5	5	1	20	9000	5.7	12	73	4.8	2	
18...	82	32	32	30	2	21	8000	5.9	8	59	3.8	
19...	108	43	43	41	2	34	12500	5.5	8	75	4.0	1	
20...	101	35	34	34	...	1	1	28	13000	6.3	5	94	4.8	1	

City Block Characteristics

Table 2.—CHARACTERISTICS OF HOUSING UNITS, BY BLOCKS: 1960—Con.

["Total population" contains no persons in group quarters unless preceded by asterisk; one asterisk (*) denotes less than 10 percent; two asterisks (**), 10 percent or more]

Blocks within census tracts	Total population	All housing units by condition and plumbing									Occupied housing units							
		Total	Sound			Deteriorating			Dilapidated	Owner occupied			Renter occupied			Occupied by non-white	1.01 or more persons per room	
			Total	With all plumbing facilities	Lacking some or all facilities	Total	With all plumbing facilities	Lacking some or all facilities		Total	Average value (dollars)	Average number of rooms	Total	Average contract rent (dollars)	Average number of rooms			
								With flush toilet										No flush toilet
21...	94	34	34	30	4	31	13000	6.0	3	1	...
22...	86	30	30	29	1	24	15500	5.5	6	87	3.7	...	2
25...	98	43	41	41	...	2	2	26	13000	5.5	12	73	4.3	...	2
26...	104	44	43	42	1	1	1	29	14500	5.8	13	78	3.3
27...	117	47	40	40	...	7	7	33	11000	5.3	10	74	3.8	...	1
29...	55	21	21	21	18	8500	6.0	2	1
30...	30	16	14	12	2	2	2	...	2	...	5	9000	4.6	9	72	3.3
31...	76	27	27	25	2	14	8000	6.1	9	62	3.8	...	1
32...	56	19	19	18	1	11	9500	6.5	6	59	4.7	...	1
33...	68	26	23	23	...	3	3	15	8500	5.5	9	70	4.7	...	1
34...	63	26	11	11	...	11	11	4	10	8000	5.4	12	61	4.1	...	2
36...	113	40	32	32	...	8	8	30	11000	5.8	10	79	3.8	...	2
37...	91	36	29	29	...	7	7	27	12000	6.0	6	92	3.5	...	1
38...	85	27	27	27	22	16500	5.8	5	82	5.8	...	1
39...	38	15	15	15	9	13000	4.8	6	69	4.3
40...	53	24	24	24	19	15000	5.2	5	72	3.8	...	1
41...	90	30	30	30	29	14000	5.4	1	1
42...	88	35	35	35	31	12500	6.2	3
43...	115	42	42	41	1	31	11500	6.1	9	77	5.2	...	1
44...	97	31	31	31	28	13000	5.6	3
45...	38	18	18	18	8	13500	5.0	10	141	3.8	...	1
47...	83	26	24	24	...	2	2	15	10000	5.5	11	67	3.6	...	2
48...	103	32	27	27	...	5	5	23	16000	5.5	7	80	3.0	...	4
49...	85	34	24	24	...	10	10	25	11000	5.7	4	1
22.....	2759	974	970	956	14	4	4	692	13500	6.1	245	89	4.3	1	32
1...	121	41	41	37	4	26	11500	6.1	14	72	3.4	...	3
2...	63	20	20	20	13	13000	5.8	6	78	5.0	...	1
3...	27	8	8	8	5	12000	4.6	3
4...	50	21	21	21	18	14000	5.3	3
5...	41	14	14	14	13	14500	6.2	1	1
6...	114	38	38	37	1	35	11000	6.3	3
7...	124	46	46	44	2	30	10500	5.8	14	75	4.2	...	1
8...	91	25	25	25	21	12500	6.0	4	4
9...	80	26	26	26	16	14000	5.6	9	78	4.8	...	2
10...	61	24	23	23	...	1	1	18	16000	6.0	5	...	5.2
11...	72	25	25	25	14	13000	6.3	9	71	5.1
12...	108	42	42	42	29	13000	6.6	9	70	3.3
13...	111	39	39	39	30	13000	6.6	6	83	3.3	...	1
14...	107	40	40	40	24	14500	6.2	15	87	4.3
15...	76	30	30	30	22	16500	6.5	8	81	4.5
16...	66	20	20	20	19	16000	6.2
17...	88	32	32	32	27	14000	6.0	4	1
18...	133	42	42	39	3	27	12500	6.0	15	127	4.6	1	3
19...	140	52	52	48	4	34	12500	6.4	14	75	3.6	...	2
20...	107	38	38	38	24	14000	6.5	13	96	4.5
21...	70	22	22	22	20	17500	6.1	2	1
22...	77	26	25	25	...	1	1	21	14000	5.5	5	83	4.2	...	2
23...	103	36	36	36	25	13500	6.3	10	87	4.6
24...	123	47	47	47	29	13000	6.1	17	86	4.2	...	1
25...	123	44	44	44	36	12500	6.2	8	82	3.9	...	1
26...	114	38	38	38	27	14500	6.0	10	71	4.0	...	2
27...	72	26	25	25	...	1	1	22	12500	5.8	4
28...	59	22	22	22	17	14000	6.1	4
29...	96	36	36	36	22	17000	6.2	10	174	4.6	...	1
30...	142	54	53	53	...	1	1	28	12500	6.5	20	113	4.7	...	5
23.....	*2332	874	794	749	45	79	65	14	...	1	524	10000	6.0	265	69	4.0	3	48
1...	98	35	23	20	3	12	8	4	14	10000	6.2	18	59	3.0	...	3
2...	77	24	24	24	15	8000	6.4	7	72	4.3	...	2
3...	78	30	30	28	2	19	8500	5.8	9	72	4.2	...	1
4...	141	52	50	49	1	2	2	30	9000	5.9	17	69	3.8	...	5
5...	114	42	42	41	1	32	11000	6.1	8	83	4.5	...	1
6...	109	41	41	41	34	12000	5.8	4	2
7...	90	37	37	35	2	29	10000	6.1	4
8...	94	33	29	29	...	4	4	20	8500	5.6	10	63	4.5	...	5
9...	102	44	38	30	8	5	4	1	...	1	10	9000	6.3	20	65	4.0	1	2
10...	**92	37	33	22	11	4	7	3	8	8500	6.1	25	64	3.1	...	2
11...	56	32	25	24	1	7	7	18	9000	5.8	4	1
12...	57	20	15	15	...	5	3	2	15	9000	6.4	5	...	4.2	...	1
13...	82	29	28	28	...	1	1	26	9000	6.2	2
14...	99	30	30	30	22	10000	6.3	8	68	4.4	...	3
15...	33	9	9	9	9	10500	6.2
16...	66	22	21	21	...	1	1	18	10500	6.4	2	1
17...	73	22	22	20	2	16	12000	5.9	5	72	3.6	...	3
18...	65	26	26	23	3	16	11500	5.9	8	69	3.9	...	1
19...	68	27	27	26	1	18	11000	5.7	7	76	4.4
20...	64	31	31	25	6	13	11500	5.8	15	67	3.3
21...	67	31	30	30	...	1	1	17	9000	5.7	10	77	4.4
22...	38	15	14	12	2	1	1	8	10500	5.6	7	70	3.7	...	1
23...	95	27	24	24	...	3	3	19	10000	6.4	7	76	4.3	...	3
24...	27	11	7	7	...	4	4	5	7500	6.4	4	2
25...	74	27	22	22	...	5	5	14	7500	6.1	10	64	4.6	...	1
26...	102	39	27	26	1	12	12	14	10000	6.1	21	64	4.0	2	5
31...	26	8	8	8	5	15500	5.8	3
32...	72	21	20	20	...	1	1	18	10500	6.1	2	2

Table 2.—CHARACTERISTICS OF HOUSING UNITS, BY BLOCKS: 1960—Con.

["Total population" contains no persons in group quarters unless preceded by asterisk; one asterisk (*) denotes less than 10 percent; two asterisks (**), 10 percent or more]

Blocks within census tracts.	Total population	All housing units by condition and plumbing									Occupied housing units							
		Total	Sound			Deteriorating			Dilapidated	Owner occupied			Renter occupied			Occupied by non-white	1.01 or more persons per room	
			Total	With all plumbing facilities	Lacking some or all facilities	Total	With all plumbing facilities	Lacking some or all facilities		Total	Average value (dollars)	Average number of rooms	Total	Average contract rent (dollars)	Average number of rooms			
33...	56	21	21	21	16	8000	5.8	5	86	4.6	...	1
34...	51	21	21	21	15	11500	6.9	5	80	5.4
35...	4	1
36...	4	1
37...	58	28	17	16	1	11	7	4	11	9000	5.8	11	67	4.2
24.....	*2632	967	827	786	41	139	117	22	...	1	570	13500	6.2	320	72	3.9	...	54
1...	115	32	32	32	27	18500	7.6	5	78	4.8	...	1
3...	86	27	27	27	20	17500	6.7	6	80	3.8	...	3
4...	53	20	20	20	18	13500	6.3	2
5...	69	27	27	27	23	17500	6.2	3	1
6...	103	31	30	30	...	1	1	28	15000	6.5	3
7...	116	34	34	34	30	17000	7.6	4
8...	**165	42	42	42	37	17500	6.8	2	1
10...	158	50	48	48	...	2	2	36	16500	6.9	11	70	4.5	...	4
11...	164	59	49	47	2	10	6	4	28	12000	6.4	23	67	4.2	...	6
12...	112	48	40	34	6	8	6	2	17	14000	5.9	25	68	3.8	...	3
13...	54	21	21	21	18	11000	5.5	2	1
15...	23	24	21	21	...	2	2	1	19	10500	6.0	5	82	4.0	...	1
16...	148	53	52	52	...	1	1	36	13000	5.8	14	77	4.4	...	2
17...	31	12	12	12	9	16500	6.1	2
18...	63	23	22	22	...	1	1	15	10500	5.7	7	72	3.1	...	2
19...	150	54	31	29	2	23	19	4	32	10000	5.8	16	73	3.7	...	6
20...	83	27	15	15	...	12	11	1	18	7500	5.2	7	56	5.9	...	2
21...	61	26	23	23	...	3	3	13	9500	6.2	13	72	3.7	...	2
22...	75	31	25	25	...	6	4	2	11	9000	5.5	16	67	4.0
25...	83	27	21	21	...	6	6	11	10000	5.6	15	73	4.3	...	3
26...	50	26	24	22	2	2	1	1	14	9000	6.3	8	92	4.0
27...	106	40	28	27	1	12	10	2	19	10500	5.4	18	69	4.0	...	1
28...	65	29	20	20	...	9	9	8	10500	5.5	20	70	3.6	...	4
29...	83	38	26	26	...	12	12	18	10500	6.2	14	71	4.1	...	1
30...	67	26	24	23	1	2	2	16	9000	6.0	7	80	4.4	...	1
31...	95	45	35	30	5	10	9	1	11	7500	4.9	28	77	4.1	...	2
32...	67	35	29	14	15	6	1	5	11	11500	6.5	19	60	2.5	...	3
33...	127	60	49	42	7	11	11	27	8000	5.8	25	68	3.2	...	4
25.....	*2273	840	751	701	50	88	74	14	...	1	428	10500	6.1	332	69	3.8	8	56
1...	14	7	7	7	3	4
2...	90	35	35	35	20	12000	6.0	12	74	2.9	1	1
3...	85	29	27	25	2	2	2	18	12000	6.7	8	77	3.6
4...	99	36	33	33	...	3	3	19	10000	5.7	13	73	5.2
5...	54	21	17	17	...	4	4	13	10000	5.7	6	73	5.0	3	1
6...	4	1
7...	73	27	23	23	...	3	3	1	21	9500	6.2	4	3
8...	99	35	30	30	...	5	3	2	24	10000	6.5	9	72	4.3	...	1
9...	*102	36	36	35	1	27	11000	6.2	8	74	3.8	...	2
10...	97	42	41	30	11	1	1	19	11000	5.5	20	61	2.9	...	3
11...	119	45	40	38	2	5	3	2	23	10000	5.9	15	68	3.1	...	3
12...	40	18	12	12	...	6	4	2	1	14	66	4.7	...	2
13...	40	13	13	13	11	11000	7.0	2
14...	76	27	27	27	9	13500	5.3	17	67	3.3	...	4
15...	136	45	33	31	2	12	10	2	17	9000	6.5	19	70	4.3	1	5
16...	73	29	25	23	2	4	2	2	16	9000	5.7	11	70	3.5	...	1
17...	48	27	17	17	...	10	8	2	7	9000	5.7	12	66	3.2	1	1
18...	46	18	17	17	...	1	1	12	10000	6.6	4
19...	79	32	31	26	5	1	1	14	12000	6.6	15	71	3.9	...	2
20...	102	33	29	27	2	4	4	19	8500	6.2	13	80	4.0	...	2
21...	83	28	23	21	2	5	5	16	9000	5.8	10	74	4.9	...	3
22...	**106	26	25	20	5	1	1	13	8000	5.9	12	53	4.2	...	3
23...	54	16	16	16	13	12000	7.2	3
24...	67	24	24	24	11	14000	6.1	12	63	3.3	...	1
25...	42	21	21	21	2	15	61	3.7	...	1
26...	52	21	21	17	4	5	15	77	4.1	2	1
27...	39	16	16	16	7	8	72	4.5
28...	47	20	20	18	2	11	13000	6.0	6	78	3.3	...	2
29...	143	51	40	30	10	11	9	2	19	11000	6.0	28	69	3.3	...	9
30...	79	31	27	27	...	4	4	20	9500	5.8	9	67	4.3	...	1
31...	85	30	24	24	...	6	6	17	10000	6.3	8	65	3.9	...	4
26.....	*2562	961	727	692	35	224	193	31	...	10	378	9000	6.3	464	68	3.8	52	89
1...	46	16	16	16	9	8500	6.6	5	62	5.8	...	1
2...	103	32	32	32	13	9000	5.8	18	62	4.3	1	4
3...	85	33	25	25	...	7	7	1	14	10000	6.7	16	64	3.9
4...	110	36	31	31	...	5	5	17	8000	5.9	15	59	4.3	...	5
5...	180	52	48	48	...	4	4	41	8000	5.9	9	73	4.9	1	6
6...	85	33	33	33	18	8500	6.0	12	73	3.7	...	1
7...	69	24	22	21	1	2	2	14	8500	6.1	7	67	3.4	...	3
8...	42	19	19	19	8	5	67	4.0	...	1
9...	191	77	57	55	2	20	20	24	10000	5.9	41	65	4.3	3	7
10...	205	78	65	57	8	13	13	32	9500	6.3	35	65	3.9	14	6
11...	211	71	42	32	10	29	21	8	32	8500	6.3	35	73	3.6	9	6
12...	66	25	9	9	...	16	14	2	10	7500	7.0	8	59	4.3	2	2
13...	79	38	20	20	...	14	7	7	...	4	6	...</						

City Block Characteristics

Table 2.—CHARACTERISTICS OF HOUSING UNITS, BY BLOCKS: 1960—Con.

["Total population" contains no persons in group quarters unless preceded by asterisk: one asterisk (*) denotes less than 10 percent; two asterisks (**), 10 percent or more]

Blocks within census tracts	Total population	All housing units by condition and plumbing										Occupied housing units							
		Total	Sound			Deteriorating			Dilapidated	Owner occupied			Renter occupied			Occupied by non-white	1.01 or more persons per room		
			Total	With all plumbing facilities	Lacking some or all facilities	Total	With all plumbing facilities	Lacking some or all facilities		Total	Average value (dollars)	Average number of rooms	Total	Average contract (dollars)	Average number of rooms				
								With flush toilet										No flush toilet	
17...	110	43	22	21	1	21	15	6	18	8000	6.6	18	76	3.1	5	4	
18...	86	35	18	17	1	17	16	1	9	7500	6.4	19	76	3.9	...	2	
19...	164	56	42	39	3	14	11	3	22	9000	5.6	31	72	3.7	3	8	
20...	145	48	47	46	1	1	1	21	10500	7.4	22	60	5.2	...	6	
21...	171	66	58	53	5	4	4	4	29	10000	6.9	33	66	3.7	...	4	
22...	72	36	33	33	...	3	3	4	28	72	3.1	8	6	
23...	**17	2	
24...	**30	5	5	5	1	2	
25...	89	38	37	34	3	1	1	15	13500	7.2	20	61	3.5	...	4	
30...	15	12	12	12	12	115	1.2	...	1	
31...	18	4	
27.....	*3611	1296	1219	1136	83	76	66	10	...	1	678	10509	5.7	534	73	3.7	4	78	
1...	71	25	20	17	3	5	5	17	10000	4.8	7	53	3.6	...	2	
2...	35	16	16	16	14	10000	5.4	
3...	33	13	12	12	...	1	1	12	9000	5.1	
4...	30	10	10	10	8	12500	5.5	2	
5...	33	12	10	10	...	2	2	10	12000	5.1	2	
6...	34	12	12	12	9	12500	5.7	3	
7...	29	9	9	9	8	14000	4.8	1	
8...	80	27	22	22	...	5	5	22	10500	5.2	4	2	
9...	140	44	39	37	2	4	4	1	30	11500	5.3	11	62	3.8	...	5	
10...	87	33	31	31	...	2	2	22	10000	4.7	8	77	4.5	...	1	
11...	43	13	10	10	...	3	3	10	8500	5.3	3	1	
12...	29	9	8	8	...	1	1	5	13500	5.6	4	1	
14...	32	12	11	11	...	1	1	10	12000	5.3	1	1	
15...	82	28	28	28	26	10000	5.1	2	1	
16...	52	16	14	14	...	2	2	13	11000	5.5	3	2	
17...	**149	38	37	37	...	1	1	5	12500	5.0	29	95	4.1	1	3	
18...	82	28	27	25	2	1	1	24	9000	6.5	4	3	
19...	76	28	28	24	4	10	10500	5.6	17	65	4.5	...	2	
20...	123	55	46	46	...	9	6	3	19	10500	6.3	28	73	3.5	...	1	
21...	115	56	48	36	12	8	6	2	15	...	5.7	37	63	3.5	...	5	
22...	118	44	42	38	4	2	...	2	11	8000	6.2	30	59	3.2	...	4	
23...	122	50	50	42	8	25	10000	5.6	24	70	3.0	...	2	
24...	60	18	18	16	2	15	9500	6.2	2	1	
25...	67	23	21	19	2	2	2	2	6	...	5.3	14	72	4.2	...	4	
26...	**35	12	10	10	...	2	2	2	7	71	5.3	...	1	
27...	53	25	22	19	3	3	3	7	10000	5.1	12	68	4.3	2	1	
28...	30	13	13	13	9	9500	5.6	4	
29...	78	32	31	31	...	1	1	22	11500	5.3	6	61	3.5	
30...	24	13	13	13	9	10000	4.8	2	1	
32...	108	36	36	36	24	11000	5.4	11	63	4.0	...	6	
33...	27	9	9	9	6	11000	6.2	2	
34...	31	12	12	12	7	12500	4.6	3	1	
37...	103	39	39	39	23	9500	5.9	13	59	3.5	...	2	
38...	113	47	46	44	2	1	1	26	9500	5.4	20	78	4.3	
39...	119	43	43	35	8	27	10500	5.9	14	65	3.4	...	4	
41...	93	37	37	29	8	19	8500	6.5	18	66	3.1	...	4	
42...	81	31	31	31	12	7500	5.2	19	73	3.9	...	7	
43...	136	59	55	42	13	4	4	19	10500	5.7	33	65	3.2	
44...	109	57	56	52	4	1	1	11	...	6.6	45	73	3.8	...	1	
45...	56	28	28	28	8	11500	7.3	16	75	3.1	...	1	
46...	80	30	25	23	2	5	3	2	10	10500	6.2	17	66	3.9	...	1	
47...	73	28	26	26	...	2	2	16	11500	6.8	11	67	4.1	1	1	
48...	68	22	22	22	18	9000	6.6	4	1	
49...	52	25	24	22	2	1	1	7	7000	6.0	17	115	3.5	...	1	
50...	**161	7	7	7	5	...	6.8	2	
51...	75	23	19	17	2	4	3	1	14	10000	6.1	7	67	4.4	...	2	
52...	74	28	25	25	...	3	3	14	12500	6.2	13	70	3.5	
53...	**110	21	21	21	17	12000	5.6	3	2	
28.....	*1596	765	545	420	125	178	105	73	...	42	172	11000	6.0	507	58	3.1	...	46	
1...	41	18	18	18	6	...	6.5	11	73	3.4	
2...	93	44	44	44	...	15	14	1	13	11000	6.9	29	63	3.6	
3...	49	18	17	17	...	1	1	6	...	7.3	10	61	4.7	
4...	**52	26	17	17	...	9	9	13	9500	5.2	11	71	3.5	...	1	
5...	70	32	26	24	2	6	3	3	3	26	79	3.9	...	2	
6...	**80	30	30	27	3	8	14500	6.3	16	65	3.3	...	3	
7...	49	25	24	18	6	1	1	9	9500	5.8	15	62	2.9	...	2	
8...	37	17	15	11	4	2	...	2	10	15000	7.2	7	63	2.4	...	1	
9...	*108	52	39	26	13	13	11	2	16	11000	5.8	29	61	3.4	...	4	
10...	17	10	4	4	...	6	...	6	1	9	54	2.4	
11...	**58	13	8	1	7	5	5	1	9	44	2.1	
12...	22	18	2	2	...	16	10	6	3	9	69	2.8	
13...	62	21	9	9	...	12	12	6	...	7.2	13	67	4.6	...	2	
14...	57	26	22	20	2	4	4	9	11000	6.1	13	63	4.2	...	1	
15...	46	23	23	23	5	...	4.0	15	72	4.1	...	2	
16...	37	36	29	23	6	6	6	6	...	6.0	20	56	2.7	...	1	
17...	68	25	20	19	1	1	1	8	8500	5.0	17	59	3.4	...	4	
18...	75	38	34	24	10	4	2	2	8	8000	5.4	26	60	3.1	...	1	
19...	133	47	45	42	3	2	2	10	12500	6.6	34	68	4.2	...	3	
20...	*51	27	5	5	...	20	9	11	...	2	4	19	52	3.6	...	1	
21...	40	36	29	10	19	7	3	4	4	31	60	1.6	...	3	
22...	22	2	1	1	1	4	...	4	...	16	22	46	2.0	...	3	
24...	38	22	16	12	4	4	2	2	...	2	4	13	48	3.2	...	1	

Table 2.—CHARACTERISTICS OF HOUSING UNITS, BY BLOCKS: 1960—Con.

["Total population" contains no persons in group quarters unless preceded by asterisk: one asterisk (*) denotes less than 10 percent; two asterisks (**), 10 percent or more]

Blocks within census tracts	Total population	All housing units by condition and plumbing									Occupied housing units							
		Total	Sound			Deteriorating			Dilapidated	Owner occupied			Renter occupied			Occupied by non-white	1.01 or more persons per room	
			Total	With all plumbing facilities	Lacking some or all facilities	Total	With all plumbing facilities	Lacking some or all facilities		Total	Average value (dollars)	Average number of rooms	Total	Average contract rent (dollars)	Average number of rooms			
25...	57	26	1	1	...	10	7	3	...	15	3	22	46	3.0	...	4
26...	110	79	53	16	37	26	3	23	6	...	6.0	61	36	1.8	...	3
27...	88	34	28	21	7	4	...	4	...	2	10	...	5.5	20	56	3.2	...	7
29.....	**2873	1230	691	553	138	467	383	84	...	72	312	11000	5.8	771	67	3.3	3	94
8...	3	4
10...	4	4
13...	*105	75	27	27	...	24	19	5	...	24	2	62	70	3.1	...	3
14...	72	44	2	2	...	41	31	10	...	1	10	21000	5.7	19	63	2.7	...	2
15...	34	6	6	6	4	2	3
18...	29	8	8	5	3	3	5	52	2.4	...	3
19...	60	27	27	20	7	7	...	7.6	12	73	3.8	...	3
20...	40	24	2	2	...	22	14	8	...	3	19	72	3.2	...	1
21...	22	15	1	1	...	13	8	5	...	1	3	9	60	2.1	...	1
23...	**19	10	6	3	3	...	4	1	7	56	2.3
24...	62	54	49	3	46	5	1	4	1	52	54	1.3	...	2
25...	14	13	1	1	...	8	3	5	...	4	9	26	2.6	...	2
26...	**21	8	2	1	1	6	6	6	1	4	2
27...	9	8	1	1	...	7	7	7	6	78	3.7
28...	91	52	23	16	7	25	22	3	...	4	17	20000	4.9	27	62	2.9	...	3
29...	132	70	37	34	3	32	28	4	...	1	17	16500	3.9	47	74	3.0	...	6
30...	141	59	58	45	13	1	1	13	11000	6.5	43	67	3.3	...	7
31...	145	58	53	50	3	5	2	3	18	7500	6.1	34	69	3.4	...	4
34...	61	15	14	14	...	1	1	11	6500	6.0	3	3
35...	69	20	20	20	11	6500	5.5	6	55	3.5	...	5
38...	164	69	33	27	6	25	17	8	...	11	19	8500	5.8	37	61	4.2	...	8
39...	49	25	19	17	2	6	6	4	20	74	3.3	...	1
40...	48	21	16	12	4	5	5	7	...	6.1	13	66	3.3	...	2
41...	**99	40	36	28	8	4	4	8	...	6.9	28	63	3.5	...	2
42...	94	66	52	42	10	14	14	13	14500	6.6	46	80	3.0	...	2
43...	41	14	4	4	...	4	4	2	10	73	4.5	...	4
44...	**145	6
45...	23	10	1	1	...	8	7	1	...	1	7	65	3.9
46...	63	34	9	9	...	25	22	3	5	...	6.2	29	69	3.3	...	1
47...	121	47	3	3	...	42	36	6	...	2	14	10500	6.1	30	72	4.2	...	2
48...	120	45	1	1	...	42	40	2	18	12000	6.4	21	70	3.9	...	3
49...	47	17	13	13	...	1	1	3	4	11	75	4.6	...	1
50...	72	34	32	25	7	2	2	10	...	5.8	20	65	3.8	...	2
51...	70	26	14	11	3	12	10	2	11	9000	5.5	13	72	3.3	...	3
52...	54	22	21	21	1	11	8500	6.4	9	76	4.1	...	2
53...	76	24	12	12	...	11	11	1	11	8000	6.2	13	69	3.9	...	3
54...	49	21	17	15	2	4	3	6	...	5.7	13	64	4.2	...	1
55...	74	27	1	1	...	26	16	10	11	10000	7.2	13	67	3.6	...	3
56...	44	20	18	18	2	5	...	8.2	14	66	3.7	...	1
57...	38	16	3	3	...	8	8	5	12	58	3.3	...	1
58...	39	20	20	14	6	5	...	5.4	8	70	4.5	...	2
59...	**210	58	51	47	4	7	7	19	9000	6.2	34	64	3.6	...	7
30.....	*2321	802	688	652	36	105	94	11	...	9	451	10000	5.9	302	73	3.9	1	56
1...	84	21	75	75	...	9	9	29	10500	5.8	50	83	3.9	...	2
2...	59	19	15	15	1	11	10000	5.9	7	76	4.4	...	5
3...	150	45	45	45	40	11500	6.0	3	3
4...	**147	33	33	33	29	13000	6.7	3
5...	124	39	39	39	30	9500	6.0	7	71	4.1	...	2
6...	41	15	15	15	9	10000	5.1	4	1
7...	47	17	17	14	3	11	8500	5.4	6	70	4.0	...	2
8...	**65	16	16	16	7	9000	5.9	9	70	4.3	...	1
9...	35	19	18	18	1	10	13000	5.0	6	66	3.2
10...	119	51	43	39	4	8	5	3	21	9000	5.6	24	68	3.8	...	1
11...	*153	52	36	32	4	16	14	2	31	10000	6.4	18	63	3.9	1	2
12...	150	56	49	46	3	7	5	2	29	11000	5.6	26	65	3.7	...	6
13...	104	40	35	33	2	5	5	24	9000	5.5	14	128	3.3	...	2
14...	90	36	15	12	3	19	18	1	2	9000	5.9	19	61	4.2	...	2
15...	206	71	60	54	6	10	10	1	38	9000	5.8	30	79	3.8	...	8
16...	51	15	12	12	...	2	2	1	7	8000	6.4	8	53	3.4	...	1
17...	142	47	45	39	6	2	1	1	28	9500	6.0	16	71	3.6	...	4
18...	104	45	37	35	2	7	7	1	21	8000	5.7	18	68	3.9	...	3
19...	185	67	53	52	1	13	11	2	...	1	45	8500	5.6	18	65	3.5	...	6
20...	**67	22	18	17	1	3	3	1	11	9000	6.1	10	62	4.3
21...	3	2
24...	58	11	6	6	...	4	4	1	5	9000	6.0	5	55	6.0	...	5
31.....	**3944	1359	905	798	107	411	277	129	5	43	651	12500	6.2	537	65	3.5	3	117
1...	6	4
2...	43	33	25	14	11	...	8	2	19	56	3.2	...	1
5...	27	12	8	8	...	3	2	1	9	9000	6.4	1	
6...	19	6	6	4	2	3	3	2
7...	122	61	24	14	10	33	16	17	...	4	13	...	5.8	32	51	2.8	...	7
8...	19	6	6	6	2	4	1
9...	96	35	22	18	4	12	11	1	...	1	9	8500	6.4	20	63	3.9	...	3
10...	120	59	29	25	4	29	17	11	1	1	11	10000	6.7	38	55	3.1	1	5
11...	129	49	27	19	8	22	19	3	16	11000	6.9	30	66	3.0	...	4
12...	96	53	23	11	12	22	13	9	...	8	12	11000	6.2	31	57	2.5	...	5
13...	135	67	36	25	11	31	22	9								

City Block Characteristics

Table 2.—CHARACTERISTICS OF HOUSING UNITS, BY BLOCKS: 1960—Con.

["Total population" contains no persons in group quarters unless preceded by asterisk; one asterisk (*) denotes less than 10 percent; two asterisks (**), 10 percent or more]

Blocks within census tracts	Total population	All housing units by condition and plumbing								Occupied housing units								
		Total	Sound			Deteriorating			Dilapidated	Owner occupied			Renter occupied			Occupied by non-white	1.01 or more persons per room	
			Total	With all plumbing facilities	Lacking some or all facilities	Total	With all plumbing facilities	Lacking some or all facilities		Total	Average value (dollars)	Average number of rooms	Total	Average contract rent (dollars)	Average number of rooms			
								With flush toilet										No flush toilet
15...	171	67	25	20	5	39	29	10	...	3	24	11500	6.2	35	65	3.6	...	7
16...	93	33	11	11	...	17	14	3	...	5	17	9500	6.4	13	64	4.3	...	3
17...	20	9	6	6	...	3	3	4	3
18...	81	31	17	12	5	11	5	6	...	3	12	11500	6.1	15	59	3.4	...	6
19...	229	69	63	63	...	6	6	46	17500	6.7	19	73	4.8	...	9
20...	14	7	7	7	3	4
21...	7	3
22...	39	16	10	10	...	6	5	1	10	11500	5.5	5	...	3.2	...	2
23...	83	29	19	19	...	5	5	15	9500	5.3	10	76	4.2	...	4
24...	86	30	28	19	9	2	2	19	10000	5.6	9	54	2.4	...	3
25...	95	30	29	29	...	1	1	20	9000	5.6	9	74	4.2	...	4
26...	13	4
27...	35	12	12	12	6	8500	5.5	6	81	4.3
28...	73	27	18	17	1	7	5	2	...	2	15	8500	6.4	9	71	4.1	...	1
29...	32	11	9	9	...	2	2	7	36000	8.1	4	1
33...	29	8	8	8	7	34000	9.9	1
34...	53	12	12	12	9	11000	7.1	2	2
35...	71	22	22	22	20	9500	5.5	2	2
36...	123	44	44	32	6	32	9000	5.8	9	84	3.2	...	1
37...	123	50	47	42	5	2	2	1	28	10500	5.6	21	94	3.4	...	3
38...	72	27	22	22	...	5	3	2	16	10000	5.9	10	71	4.1
40...	113	36	36	36	30	9500	5.3	4	4
41...	78	26	26	26	22	12000	5.4	4	1	1
42...	92	25	25	25	19	17000	7.1	4	3
43...	80	19	19	19	19	20000	7.2	2
44...	88	26	26	26	23	17000	6.5	3	1
45...	74	21	21	21	17	18500	6.7	4
46...	49	16	16	16	12	21000	8.0	4
47...	273	150	80	66	14	69	29	37	3	1	48	7500	5.7	55	64	2.7	...	12
48...	**557	35	19	19	...	16	15	1	14	6500	5.2	20	55	5.0	1	3
49...	6	2
32.....	3746	1223	1024	1006	18	149	133	16	...	50	942	9000	5.0	237	69	4.1	1	102
1...	18	4
3...	7	1
4...	24	9	9	9	4	4
5...	21	5	5	5	4	1	1
7...	50	11	9	9	...	3	3	3	8	6000	4.0	3	6
9...	17	9	9	9	4	5	57	3.2
11...	69	21	20	20	...	1	1	13	10000	5.8	8	64	4.0	...	1
17...	56	21	14	14	...	6	6	1	14	9000	5.4	6	72	5.3
18...	79	30	22	22	...	7	4	3	...	1	20	10000	5.8	9	58	3.6	...	1
19...	78	22	14	14	...	4	4	4	19	8500	4.8	1	1	5
20...	70	26	24	24	...	1	1	15	8500	4.7	10	76	3.3	...	1
21...	67	24	19	18	1	2	2	3	19	9000	4.9	5	57	4.0	...	1
22...	93	33	32	32	...	1	1	27	10000	5.1	4	4
24...	98	28	27	27	...	1	1	21	9500	5.2	7	44	4.9
25...	70	23	13	13	...	9	9	1	19	9000	4.7	4	2
26...	59	22	20	20	...	2	2	17	10000	4.6	4	1
27...	34	10	10	10	8	9000	4.5	2	4
28...	67	24	10	10	...	9	9	5	12	6000	4.6	9	64	4.2	...	4
29...	66	23	21	21	...	2	2	21	9000	4.9	1
30...	63	22	19	18	1	3	3	16	9500	4.6	5	74	4.6	...	2
31...	88	29	29	28	1	20	10000	5.0	7	68	3.9
32...	115	36	35	34	1	1	1	26	9500	4.8	10	66	3.4	...	6
33...	58	24	24	24	22	11000	5.2	2	1
34...	82	23	23	23	21	11500	5.0	2	3
35...	63	19	18	18	...	1	1	17	8500	5.2	2	1
36...	89	27	19	19	...	7	7	1	22	8000	4.8	5	74	4.8	...	4
37...	70	26	19	19	...	4	4	3	21	7500	4.6	3	1
38...	68	19	18	18	...	1	1	19	10000	4.9	4
39...	66	22	22	22	22	11500	5.0
40...	69	25	22	22	...	3	3	20	9500	4.8	5	75	3.4
41...	86	31	27	27	...	4	4	24	11000	5.0	5	80	3.8	...	1
42...	90	27	25	25	...	2	2	17	10500	5.0	9	61	4.3	...	4
43...	55	14	11	11	...	3	3	10	10000	5.1	4	2
44...	77	24	21	21	...	2	2	1	22	9000	4.9	1	2
45...	64	24	19	16	3	5	3	2	17	9500	4.6	6	81	3.3	...	1
46...	61	17	16	16	...	1	1	14	9000	4.7	3	2
47...	84	26	18	18	...	7	7	1	22	7000	4.6	2	4
48...	70	26	18	18	...	8	5	3	21	7500	5.0	1	2
49...	65	19	16	16	...	3	3	16	9000	4.6	3	4
50...	80	24	19	19	...	4	3	1	...	1	22	8500	4.5	2	2
51...	46	14	8	7	1	4	4	2	11	6500	4.3	3	3
52...	46	13	9	9	...	4	4	12	8500	5.3	1	1
53...	126	45	39	35	4	5	3	2	...	1	36	8500	5.3	9	128	3.6	...	2
54...	67	20	17	17	...	1	1	2	17	7500	5.0	1	2
57...	68	23	23	22	1	22	9000	4.8	2
58...	3	1
59...	75	26	21	20	1	5	2	3	19	10500	4.9	6	76	3.3	...	2
60...	53	18	11	10	1	6	5	1	...	1	12	7000	4.8	5	63	6.2	...	1
61...	84	25	24	24	...	1	1	21	9000	4.8	4	2
62...	76	23	19	19	...	4	4	21	10500	5.1	2	1
63...	129	50	46	44	2	2	2	2	25	9000	5.8	19	71	3.3	...	2
65...	55	19	9	8	1	10	11	7500	4.8	7	50	2.7	...	2
66...	113	37	24	24	...	7	6	1	...	6	28	7500	4.8	7	54	4.9	...	3

Table 2.—CHARACTERISTICS OF HOUSING UNITS, BY BLOCKS: 1960—Con.

["Total population" contains no persons in group quarters unless preceded by asterisk; one asterisk (*) denotes less than 10 percent; two asterisks (**), 10 percent or more]

Blocks within census tracts	Total population	All housing units by condition and plumbing									Occupied housing units							
		Sound			Deteriorating			Dilapidated	Owner occupied			Renter occupied			Occupied by non-white	1.01 or more persons per room		
		Total	With all plumbing facilities	Lacking some or all facilities	Total	With all plumbing facilities	Lacking some or all facilities		Total	Average value (dollars)	Average number of rooms	Total	Average contract rent (dollars)	Average number of rooms				
																	With flush toilet	No flush toilet
22...	83	18	8	8	...	8	8	2	14	8000	4.9	4	8
25...	75	20	8	8	...	11	11	1	16	9000	5.2	2	5
26...	52	17	9	9	...	8	7	1	9	9000	5.0	5	59	4.8	...	1
27...	44	13	10	10	...	3	2	1	9	11500	5.1	4	2
28...	46	19	18	18	...	1	...	1	12	6500	6.5	4	2
29...	86	28	28	26	2	21	10500	5.2	6	74	4.7	...	2
30...	72	22	22	22	14	15500	5.4	8	65	3.4	...	2
31...	88	24	24	24	22	12500	4.8	2	2
32...	78	21	21	20	1	20	12000	5.3	1	1
33...	72	24	21	21	...	2	2	1	19	6500	4.2	4	4
34...	41	15	10	10	...	5	5	2	11	8500	4.3	4	2
35...	74	23	18	17	1	3	2	1	19	8000	4.8	3	1
36...	72	21	7	7	...	11	11	2	19	8000	4.9	...	70	4.8	...	4
37...	118	41	10	10	...	29	27	2	33	7500	4.7	8	81	3.5	...	3
38...	62	23	16	16	...	6	6	1	17	9000	4.9	6	2
39...	55	18	12	12	...	5	4	1	13	10000	5.0	5	...	4.6	...	1
40...	81	25	19	19	...	3	3	3	21	10000	5.3	4	1
41...	72	21	18	18	...	3	3	19	12500	5.0	2	3
42...	95	26	22	22	...	4	4	25	13000	5.3	1	1
43...	88	25	22	22	...	3	3	24	12000	5.1	3
44...	95	26	23	23	...	3	3	25	12000	5.1	1	2
45...	85	24	15	15	...	9	9	22	9500	4.8	2	4
46...	37	14	13	13	...	1	1	13	7500	4.8	1	4
47...	80	30	25	24	1	4	3	1	...	1	19	9500	5.1	9	59	2.9	...	1
49...	69	25	11	11	...	14	14	19	7000	5.3	5	...	4.2	...	3
50...	56	20	14	13	1	2	2	4	15	8000	4.7	4	3
51...	66	23	14	14	...	9	9	18	10500	4.9	1
52...	68	19	18	18	...	1	1	18	12500	5.3	1
53...	81	23	19	19	...	4	4	18	12000	5.2	5	87	5.0	...	2
54...	108	26	24	24	...	2	2	26	12000	5.1	2
55...	111	26	26	26	25	12500	4.9	1	3
56...	7	1
57...	152	41	24	23	1	17	17	33	9000	4.9	6	60	4.8	...	7
58...	69	24	14	13	1	6	6	4	20	7500	5.0	4	1
59...	34	11	7	7	...	3	3	9	10500	5.2	2	1
60...	92	24	22	21	1	2	2	19	12500	5.4	4	1
61...	95	23	21	21	...	2	2	23	12500	5.1	2
62...	91	23	19	19	...	4	4	20	13000	5.1	3	4
64...	80	22	16	16	...	6	5	1	16	9000	5.2	5	57	4.6	...	1
65...	39	13	10	9	1	3	3	10	10000	5.1	3	1
66...	8	3	5	5	9	9500	4.7	6	83	4.7	...	2
67...	52	17	12	12	...	2	2	11	10500	4.8	1
68...	26	12	10	10	19	8500	4.9	1	1
69...	58	20	20	20	21	8000	4.8	4	4
70...	86	26	17	17	...	8	7	1	...	1	36	13500	5.3	1
71...	134	36	36	36	173	14000	5.3	17	77	4.8	...	12
72...	672	193	187	185	2	6	4	2	35	18000	6.3	1	1
73...	137	36	36	36	37	18000	6.4	1
74...	130	38	38	38	35	13500	5.4	2	7
75...	167	37	37	35	2	42	13000	4.9	2	8
76...	180	44	44	44	31	13000	4.7	1	3
77...	123	32	31	31	...	1	1	18	13500	5.2	3
78...	76	20	20	20	19	14500	5.1	3
79...	70	19	19	19	16	33000	7.8	2
82...	65	18	18	18	13	20000	6.5	1	1
83...	57	15	15	15	27	21000	6.6	1
84...	94	28	28	28	27	25000	7.1
85...	92	27	27	27	6	23000	6.8	2	1
86...	33	8	8	8	31	25000	7.4
87...	114	34	34	34	19	24000	6.8	1
88...	69	23	23	23	13	27000	7.3
89...	44	15	15	15	4
90...	15	6	6	6	11	14500	5.0
91...	40	11	11	11	48	14000	5.3	3	8
92...	222	52	52	52	47	14000	5.0	3	7
93...	215	52	52	52	42	9500	5.4	4	5
94...	164	49	42	42	...	7	7	17	10500	4.7	3	6
95...	273	83	67	67	...	16	15	1	68	9000	4.7	12	65	4.7
35.....	6469	1977	1831	1810	21	126	117	9	...	20	1757	15500	5.4	166	77	4.3	...	165
2...	82	30	30	26	4	23	9000	5.3	7	77	3.9	...	1
3...	46	17	16	16	...	1	1	15	8500	5.0	2	1
4...	59	20	20	20	18	10500	5.1	2	1
5...	63	23	21	21	...	2	1	1	18	9500	5.2	4	1
6...	48	18	14	14	...	3	3	14	8500	4.9	2	1
7...	58	22	20	17	3	2	2	19	11000	5.2	2	1
8...	62	23	23	23	16	8000	4.9	6	74	4.0	...	1
9...	40	18	17	17	1	16	9500	5.3	1
10...	56	20	20	19	1	17	10500	4.7	3	1
11...	38	14	5	5	...	3	3	6	8	10000	4.4	4	2
12...	14	7	6	5	1	1	1	3	2
13...	53	15	13	13	...	2	2	15	8000	4.3	3
14...	84	25	24	24	1	24	10500	4.5	1	3
15...	63	17	17	17	16	9000	4.8	1	3
16...	63	18	10	10	...	8	8	1	15	10500	4.9	2	2
17...	74	23	23	20	2	1	1	17	10000	5.4	4
18...	59	23	22	22	1	20	9000	5.2	2

Table 2.—CHARACTERISTICS OF HOUSING UNITS, BY BLOCKS: 1960—Con.

["Total population" contains no persons in group quarters unless preceded by asterisk; one asterisk (*) denotes less than 10 percent; two asterisks (**), 10 percent or more]

Blocks within census tracts	Total population	All housing units by condition and plumbing								Occupied housing units							
		Total	Sound			Deteriorating			Dilapidated	Owner occupied			Renter occupied			Occupied by non-white	1.01 or more persons per room
			Total	With all plumbing facilities	Lacking some or all facilities	Total	With all plumbing facilities	Lacking some or all facilities		Total	Average value (dollars)	Average number of rooms	Total	Average contract rent (dollars)	Average number of rooms		
19...	78	29	29	27	2	17	10000	5.2	11	69	4.2
20...	55	20	20	20	16	10000	5.1	2	2
21...	75	26	25	25	...	1	1	23	10500	5.4	1
22...	73	22	22	22	18	11500	5.3	3	2
24...	109	37	37	37	35	10000	5.1	2	2
25...	103	34	32	32	...	2	2	29	9500	4.9	4	2
26...	104	37	36	36	...	1	1	35	10000	4.9	1
27...	113	31	31	30	1	27	10000	5.0	3	4
28...	73	21	21	21	19	10000	5.1	1	3
29...	53	19	19	19	18	9000	5.0	1	1
30...	63	18	10	10	...	6	6	...	2	18	10000	4.6	4
31...	59	21	21	21	17	10500	4.5	2	1
32...	86	24	19	19	...	3	2	1	2	21	10500	4.8	4	3
33...	90	21	21	21	20	12000	4.7	1	2
34...	69	20	19	19	...	1	1	15	10000	5.3	4	2
35...	52	17	6	6	...	11	11	13	10000	4.8	3	1
36...	47	15	15	15	12	9500	5.1	3	1
37...	73	21	10	10	...	10	8	2	1	15	12000	4.9	6	65	3.8	...	3
38...	58	17	14	14	...	3	3	14	11000	4.6	2	4
39...	99	27	26	26	1	24	11000	4.8	1	2
40...	118	28	28	28	26	11500	4.6	2	8
41...	87	24	19	19	...	5	5	21	9500	4.4	2	3
42...	48	16	9	9	...	6	6	...	1	15	10500	4.6	1	1
43...	49	15	14	13	1	1	1	14	9500	4.9	1
44...	57	18	15	14	1	3	1	2	...	16	12000	5.1	2	3
45...	51	15	14	13	1	1	1	12	10500	4.3	3	2
46...	20	6	6	6	6	13500	5.0
50...	22	6	6	6	6	14500	5.3	1
51...	27	10	10	10	10	14000	5.1	1
52...	37	12	12	12	12	13000	4.8
53...	68	18	18	18	16	12000	5.0	2	1
54...	60	22	22	22	20	11500	5.8	1
55...	94	29	28	28	...	1	1	23	17000	5.9	5	70	4.0	...	1
56...	72	21	21	21	18	18000	5.8	3
57...	36	12	12	12	10	20000	6.1	1	1
58...	63	20	20	20	18	18000	5.7	1
59...	29	8	8	8	8	17000	5.6	2
60...	86	24	24	24	24	13500	5.0	3
61...	63	19	19	19	18	12000	4.6	3
62...	77	24	23	23	...	1	...	1	...	21	11500	4.4	3	1
63...	104	30	29	29	...	1	1	26	12000	5.0	3	1
64...	34	11	11	11	10	11000	4.2	1	2
65...	60	19	19	19	18	10000	4.6	1	5
66...	85	22	12	12	...	10	5	1	...	20	10500	4.4	2	8
67...	77	22	16	16	...	6	5	1	...	21	10000	4.2	1	10
68...	134	29	29	29	29	12500	4.8	2
69...	100	27	26	26	...	1	1	26	11500	4.4	1	3
70...	50	11	11	11	10	12500	4.8	1	2
71...	68	18	13	13	...	4	4	...	1	17	10000	4.5	1	4
72...	33	8	7	7	...	1	1	7	10500	5.0	1	3
73...	81	19	10	10	...	9	9	18	10000	4.4	1	6
74...	22	7	2	2	...	5	5	5	10500	5.2	1
75...	33	13	12	11	1	1	11	9000	4.6	1
76...	100	26	23	22	1	3	2	1	...	20	13000	5.5	3	5
77...	117	32	31	31	...	1	1	31	13500	5.1	4
78...	75	23	23	23	17	14000	5.1	4	1
79...	72	21	21	21	19	13000	4.9	2	1
80...	122	29	29	29	29	14000	5.0	4
83...	70	20	19	19	...	1	1	19	14000	5.2	4
84...	53	18	16	16	...	1	1	...	1	17	13000	5.3	1
85...	66	22	20	18	2	2	2	18	14000	5.3	4	1
86...	99	28	27	27	...	1	1	27	14500	5.3	2
87...	48	13	13	13	13	14000	5.1
91...	60	19	19	19	19	34000	7.2
92...	21	7	7	7	7	42000	8.9
93...	27	8	8	8	8	42000	10.3
95...	69	19	19	19	19	28000	7.3
96...	20	7	7	7	7	30000	7.6
97...	51	15	15	15	15	30000	6.9
98...	9	3
99...	43	13	13	13	12	30000	7.1
100...	25	9	9	9	9	32000	8.1
101...	33	11	11	11	10	42000	9.5
102...	26	9	9	9	9	35000	6.2	1
103...	47	16	16	16	15	38000	6.9
104...	36	14	14	14	14	38000	7.7
105...	20	9	9	9	8	39000	7.0
106...	48	15	15	15	14	40000	8.6	1
107...	47	14	14	14	13	42000	8.6
108...	36	10	10	10	10	39000	9.3
109...	29	10	10	10	9	42000	11.0	1
110...	11	4
111...	63	21	21	21	21	32000	7.0
112...	108	33	32	32	...	1	1	27	9500	4.7	6	69	4.2	...	4
113...	35	8	8	8	8	15500	5.0	1
114...	66	17	17	17	17	16000	5.4	1
115...	178	61	61	61	57	31000	6.7	3	1

City Block Characteristics

Table 2.—CHARACTERISTICS OF HOUSING UNITS, BY BLOCKS: 1960—Con.

["Total population" contains no persons in group quarters unless preceded by asterisk: one asterisk (*) denotes less than 10 percent; two asterisks (**), 10 percent or more]

Blocks within census tracts	Total population	All housing units by condition and plumbing								Occupied housing units								
		Total	Sound			Deteriorating			Dilapidated	Owner occupied			Renter occupied			Occupied by non-white	1.01 or more persons per room	
			Total	With all plumbing facilities	Lacking some or all facilities	Total	With all plumbing facilities	Lacking some or all facilities		Total	Average value (dollars)	Average number of rooms	Total	Average contract (dollars)	Average number of rooms			
36.....	*3503	1224	1174	1165	9	45	37	8	5	1088	12000	5.6	112	73	4.2	15	4.3	
1....	80	30	30	30	29	13500	6.1	
2....	106	38	38	38	33	12000	5.6	5	...	4.6	...	1	
3....	91	36	36	36	34	11500	5.6	2	1	
4....	128	45	45	45	43	12000	5.6	2	
5....	129	46	46	46	45	11500	5.4	1	2	
6....	78	30	30	30	29	11500	5.6	2	
7....	60	23	23	23	16	10500	5.3	6	66	3.3	...	1	
9....	96	33	33	33	31	11500	5.4	2	1	
10....	160	60	56	56	...	4	4	56	11500	5.0	2	2	
11....	94	31	31	31	28	11000	4.9	3	
13....	98	36	36	36	32	11500	5.1	4	1	
14....	100	38	38	38	35	12000	5.6	1	1	
18....	110	42	42	42	39	12000	5.6	3	1	
19....	129	50	50	50	42	11500	5.7	8	80	4.5	...	1	
21....	39	15	15	15	14	10500	6.1	1	
22....	127	39	38	38	...	1	1	38	10000	5.7	1	3	
23....	40	12	12	12	11	13000	6.1	1	
24....	111	39	39	39	34	11500	5.9	4	
25....	*15	1	
26....	59	18	14	14	...	4	4	15	12500	5.6	2	1	
27....	95	32	31	31	...	1	1	31	10000	5.8	1	
28....	62	18	17	17	...	1	1	18	11000	5.9	1	
29....	85	30	27	27	...	3	3	26	10000	6.0	3	
30....	70	22	19	17	2	3	3	19	10500	5.9	2	1	
31....	73	23	21	21	...	2	2	21	10500	6.1	2	1	
32....	**153	41	38	35	3	3	3	32	12000	6.3	7	96	3.0	...	5	
34....	140	40	40	40	35	11000	5.6	5	77	5.2	...	4	
35....	*124	45	44	44	...	1	1	41	11000	5.4	3	1	
36....	52	22	22	20	2	20	12500	5.9	2	
37....	108	37	36	36	...	1	1	35	12000	5.3	2	2	
38....	152	60	59	59	...	1	1	52	12500	5.6	6	74	5.2	...	1	
39....	182	58	58	58	57	21000	6.4	1	2	
40....	1	
41....	77	35	10	8	2	20	12	8	5	8	...	5.4	23	53	3.1	15	3	
42....	279	98	98	98	88	11000	4.9	8	87	4.9	...	3	
37.....	*8104	2477	2409	2391	18	63	60	2	1	5	2256	15500	5.6	165	90	4.6	...	124
1....	84	27	27	27	27	12500	6.0	1	
2....	77	27	27	25	2	25	13000	5.7	2	
3....	76	26	26	26	25	14000	5.9	1	
4....	81	26	26	26	25	15500	5.6	
5....	81	24	24	22	2	22	23000	5.8	2	1	
6....	64	21	21	21	20	28000	5.9	
7....	36	10	10	10	8	25000	6.0	1	
8....	32	8	8	8	8	29000	5.4	
9....	17	4	
10....	40	11	11	11	11	34000	6.5	
11....	78	21	21	21	21	31000	5.8	1	
12....	68	21	21	21	21	23000	5.9	1	
13....	86	24	24	24	24	15000	6.0	
14....	70	26	26	26	26	13500	5.6	
15....	73	27	27	26	1	25	15000	5.9	2	
16....	91	30	30	30	26	12500	5.9	2	2	
17....	76	29	28	28	...	1	1	28	12500	5.5	1	
18....	88	28	28	28	27	13500	5.6	1	1	
19....	88	30	30	30	29	13500	5.3	1	
20....	84	27	27	27	25	14500	5.8	2	
21....	99	23	23	23	23	22000	6.0	2	
22....	67	23	23	23	22	22000	6.1	
23....	74	22	22	22	20	20000	5.6	2	
24....	39	10	10	10	10	25000	5.8	
25....	47	13	13	13	12	21000	5.8	1	
26....	68	15	15	15	15	24000	6.1	1	
27....	94	25	25	25	24	18500	5.4	1	1	
28....	97	27	27	27	27	18000	5.9	1	
29....	49	19	18	18	...	1	1	19	12500	5.2	
30....	83	27	27	27	27	14000	5.7	
31....	77	29	29	29	25	13000	5.4	3	
32....	65	23	23	23	21	12500	5.4	1	
33....	61	23	23	23	21	12000	5.4	2	
34....	83	31	30	30	...	1	1	30	12000	5.1	1	
35....	77	27	27	27	25	12500	5.5	1	
36....	74	26	26	26	26	13000	5.5	1	
37....	79	22	22	22	21	16500	5.6	1	1	
38....	67	19	19	19	18	17000	6.2	1	
39....	62	15	15	15	15	22000	5.3	2	
40....	30	13	13	13	10	25000	5.6	
43....	77	25	20	20	...	5	5	20	11000	4.5	4	1	
44....	17	5	5	5	4	
45....	66	22	22	22	19	16000	5.5	2	
46....	99	24	23	23	...	1	1	23	14500	5.3	1	5	
47....	125	36	36	34	2	34	13500	5.4	2	1	
49....	123	35	35	35	29	14500	5.4	6	87	3.8	...	3	
50....	122	28	27	27	...	1	1	26	15500	5.5	1	2	

Table 2.—CHARACTERISTICS OF HOUSING UNITS, BY BLOCKS: 1960—Con.

["Total population" contains no persons in group quarters unless preceded by asterisk; one asterisk (*) denotes less than 10 percent; two asterisks (**), 10 percent or more]

Blocks within census tracts	Total population	All housing units by condition and plumbing										Occupied housing units							
		Total	Sound			Deteriorating			Dilapidated	Owner occupied			Renter occupied			Occupied by non-white	1.01 or more persons per room		
			Total	With all plumbing facilities	Lacking some or all facilities	Total	With all plumbing facilities	Lacking some or all facilities		Total	Average value (dollars)	Average number of rooms	Total	Average contract rent (dollars)	Average number of rooms				
								With flush toilet										No flush toilet	
51...	80	23	23	21	2	22	15500	5.2	1	1
52...	23	7	7	7	6	24000	6.0	1
53...	98	28	25	24	1	...	3	23	12500	4.7	3	4
58...	86	26	24	23	1	...	2	21	12000	4.6	3	4
60...	89	23	23	23	23	17000	5.2	3
61...	110	28	28	28	28	14000	5.1	2
62...	108	30	30	30	28	14500	5.5	2	1
63...	94	29	28	28	...	1	...	1	25	14000	5.5	3	1
64...	117	32	32	32	32	13500	5.0	5
65...	96	25	25	25	25	14000	4.9
67...	50	19	17	17	...	2	2	15	12500	5.1
72...	19	7	6	6	...	1	1	4	3
73...	36	12	11	10	1	...	1	12	9000	5.3	1
74...	83	19	19	19	19	16500	4.8	4
75...	126	32	32	32	30	14500	5.3	1	3
76...	98	31	27	27	...	3	2	1	...	1	30	13500	5.2	1
77...	100	40	40	40	35	11000	5.3	4	1
78...	7	4
79...	72	23	20	20	...	3	3	20	13000	4.9	3	2
80...	113	30	30	30	28	15000	5.5	2	2
81...	49	15	13	13	...	2	2	13	14500	5.1	1	2
82...	34	11	9	9	...	1	1	8	14000	4.6	1	1
83...	50	17	10	9	1	...	7	13	9000	4.4	2	3
88...	23	8	4	4	...	2	2	2	8	7000	5.0	1
89...	35	14	10	10	...	4	4	10	7500	4.3	3
90...	17	4
91...	16	4
92...	4	1
93...	12	3
94...	95	25	25	23	2	21	13500	5.2	3	1
95...	75	22	20	20	...	2	2	19	12500	5.3	3	3
96...	45	17	17	17	15	11500	5.7	2	3
97...	105	34	31	31	...	3	3	32	9500	5.3
100...	92	26	26	26	25	19500	6.4	1	4
101...	190	56	55	55	1	48	10000	6.2	6	87	4.7	3
102...	*154	40	40	40	40	17000	6.1	3
103...	81	33	32	32	...	1	1	32	11500	5.1	1	3
105...	126	40	40	40	36	13000	6.2	4	2
106...	84	33	33	33	28	12000	5.3	2	2
107...	100	35	35	35	32	12000	5.3	2	1
108...	57	16	16	16	14	18000	6.6	2	1
109...	53	17	17	17	17	11000	5.9
110...	49	20	20	20	17	10000	5.5	3	1
111...	19	5	5	5	5	10500	6.4
112...	73	26	26	26	24	11500	5.8	2
113...	42	17	17	17	16	12500	5.6	1
115...	82	33	33	33	31	11500	5.4	2	2
116...	97	29	29	29	26	14000	5.8	2	2
117...	63	20	20	20	19	15500	6.0	1
118...	81	26	26	25	1	26	15000	6.2	1
119...	56	13	13	13	13	13500	6.4	3
120...	109	31	31	31	29	14000	6.3	2	1
121...	142	36	36	36	36	17000	6.5	3
122...	70	21	21	21	21	21000	7.4	2
123...	43	11	11	11	9	33000	7.7
124...	79	22	22	22	19	27000	6.0	1
125...	17
126...	37	9	9	9	7	18500	5.6	1	1
127...	49	12	12	12	11	17000	6.2	1
128...	33	10	8	6	2	...	2	7	13000	5.9	2	2
129...	87	25	22	22	...	3	3	23	10500	4.3	2	4
130...	36	14	10	10	...	4	3	...	1	...	9	10000	4.7	1	3
132...	7
133...	320	98	98	98	61	21000	6.8	33	89	4.7	5
38.....	3863	1239	1217	1215	2	19	17	2	...	3	1120	15000	6.0	95	86	5.0	39
1...	110	39	34	34	...	3	3	2	27	14000	6.0	8	80	4.5	3
2...	125	33	33	33	32	15500	6.4	1
3...	128	31	31	31	26	12500	6.5	5	107	6.0	4
4...	92	27	27	27	26	11500	6.0	1	1
5...	109	38	38	38	35	10500	5.5	2	2
6...	128	40	40	40	34	10000	5.9	5	...	5.8
7...	94	31	31	29	2	29	10500	6.0	1	1
9...	90	25	25	25	21	11000	6.1	2	2
10...	100	35	33	33	...	2	2	30	12000	6.2	4
12...	149	42	42	42	41	17000	5.3	5
13...	111	32	32	32	30	15500	5.6	1	2
14...	75	20	20	20	20	16000	5.3	1
15...	38	11	11	11	10	17000	5.4	1
18...	109	31	31	31	31	14500	5.2	2
19...	63	22	22	22	20	16500	5.5	1	1
20...	123	38	38	38	36	18500	6.7	1	2
21...	77	25	23	23	...	2	2	22	11500	6.1	2	2
22...	77	26	25	25	...	1	1	26	11000	5.8
23...	86	27	27	27	22	12500	6.2	5	74	4.6
24...	101	32	32	32	32	12500	6.1

City Block Characteristics

Table 2.—CHARACTERISTICS OF HOUSING UNITS, BY BLOCKS: 1960—Con.

["Total population" contains no persons in group quarters unless preceded by asterisk; one asterisk (*) denotes less than 10 percent; two asterisks (**), 10 percent or more]

Blocks within census tracts	Total population	All housing units by condition and plumbing								Occupied housing units								
		Total	Sound			Deteriorating			Dilapidated	Owner occupied			Renter occupied			1.01 or more persons per room		
			Total	With all plumbing facilities	Lacking some or all facilities	Total	With all plumbing facilities	Lacking some or all facilities		Total	Average value (dollars)	Average number of rooms	Total	Average contract rent (dollars)	Average number of rooms		Occupied by non-white	
25...	128	38	38	38	37	13000	6.4	1	2
26...	96	39	39	39	33	11500	6.0	5	75	4.4
27...	68	26	26	26	25	14000	6.2	1
28...	74	21	21	21	19	12500	6.4	2	1
29...	93	29	29	29	24	12500	6.3	5	81	4.2	1
30...	62	24	24	24	16	11500	6.3	7	76	5.0
31...	75	23	19	19	...	3	3	...	1	22	15000	6.3	1
32...	54	14	14	14	11	13000	6.5	3	1
33...	59	22	21	21	...	1	1	21	14000	6.3	1
34...	36	13	13	13	12	17000	6.4
35...	59	20	19	19	...	1	1	18	17000	6.1	2
36...	93	25	25	25	25	18500	5.7	3
37...	40	12	12	12	10	17500	5.4	2
38...	38	10	10	10	9	31000	6.8
39...	36	13	13	13	3	29000	6.4
42...	79	21	21	21	21	31000	6.3
43...	11	3	3	3
44...	75	27	27	27	25	14000	5.6	2
45...	75	27	25	25	...	2	2	25	15000	5.8	2
46...	73	27	25	25	...	2	2	21	18000	6.6	1
47...	55	22	22	22
48...	57	21	21	21	19	17500	5.7	1
49...	36	14	13	13	...	1	1	9	18500	7.0	4
50...	51	20	20	20	14	18000	6.0	6	95	3.8
51...	101	36	35	35	...	1	1	31	13500	5.9	5	104	4.0
52...	54	22	22	22	21	15000	6.1	1
53...	77	25	25	25	24	14000	5.6	1	1
54...	65	27	25	25	...	2	2	25	14000	5.6	1
55...	113	38	35	35	32	19500	5.7	1
57...	20	5	5	5	5	30000	6.6
39.....	*4648	1368	1303	1300	3	65	60	3	2	1258	13500	5.3	88	95	4.9	104
1...	13	5	5	5	5	13500	5.2
2...	23	6	6	6	4	2
3...	106	29	29	29	27	14000	4.9	2	3
4...	95	20	20	20	20	20000	5.7	5
7...	81	20	18	18	...	2	2	19	16000	5.3	1	2
8...	52	14	11	11	...	3	3	13	15500	5.4	2
13...	108	27	25	25	...	2	2	24	14500	5.3	3	5
14...	75	20	13	13	...	7	7	18	11500	5.1	1	4
15...	28	11	6	5	1	5	1	2	2	7	11000	4.1	4	1
16...	3	3	7	5	1
18...	39	12	5	5	...	7	7	6	9500	5.2	3
19...	91	25	16	16	...	9	8	1	...	20	11500	4.9	5	65	3.8	2
20...	100	29	22	22	...	7	7	25	11000	5.1	3	3
21...	84	25	24	24	...	1	1	22	11500	4.8	1	3
22...	77	21	21	20	1	18	13000	4.9	1	3
23...	49	15	14	14	...	1	1	15	14500	4.9	2
24...	102	26	26	26	24	18000	6.1	2	1
25...	83	22	22	22	21	21000	5.8	1	1
26...	66	20	20	20	16	19000	5.6	3	1
27...	16	5	5	5	5	17500	6.0
28...	63	20	20	20	19	15500	5.0	1	1
29...	65	18	18	18	18	15500	5.1	1
30...	78	22	22	22	19	13500	5.1	2
31...	48	16	16	16	14	16000	5.1	2
32...	41	13	13	13	13	16000	5.0	2
33...	79	25	25	25	23	14500	5.3	2
34...	71	27	27	27	23	13500	5.2	3	1
35...	94	30	30	30	28	15500	5.4	2	2
36...	21	7	7	7	6	15000	5.3
37...	90	23	20	20	...	3	3	20	13500	5.6	3	3
38...	95	27	27	27	27	14500	5.4	2
39...	86	24	24	24	23	17500	5.9	1	1
40...	17	8	8	8	6	11500	4.8	1
41...	62	22	22	22	20	11500	4.9
42...	86	26	26	25	1	26	11500	4.6	3
43...	78	23	23	23	20	14000	5.6	2	2
44...	86	26	26	26	25	15000	5.0	1	3
46...	73	27	27	27	24	14000	4.6	1	1
47...	129	34	29	29	...	5	5	34	9500	5.1	3
48...	125	36	36	36	33	10500	6.2	3	2
49...	16	4	2	1
50...	89	29	29	29	27	11000	5.2	1
51...	54	22	21	21	...	1	1	20	13000	5.0	2
52...	48	18	18	18	16	13000	5.3	2	1
53...	64	19	19	19	18	12500	5.0	1	1
54...	73	25	21	21	...	4	4	22	11500	6.0	2	1
55...	81	24	24	24	23	11500	6.3	1
56...	51	18	18	18	17	12500	6.4	1	1
57...	65	19	19	19	17	11000	6.1	2
58...	56	22	20	20	...	2	2	20	10500	5.9	2
59...	59	20	20	20	20	9000	5.8	1
61...	71	17	13	13	...	4	4	15	11000	6.0	2
62...	76	20	20	20	20	13000	5.9	3
63...	69	16	16	16	16	11500	5.4	1
64...	138	46	46	46	45	14000	4.9
65...	37	16	16	16	16	13000	4.4

Table 2.—CHARACTERISTICS OF HOUSING UNITS, BY BLOCKS: 1960—Con.

["Total population" contains no persons in group quarters unless preceded by asterisk; one asterisk (*) denotes less than 10 percent; two asterisks (**), 10 percent or more]

Blocks within census tracts	Total population	All housing units by condition and plumbing									Occupied housing units							
		Total	Sound			Deteriorating			Dilapidated	Owner occupied			Renter occupied			Occupied by non-white	1.01 or more persons per room	
			Total	With all plumbing facilities	Lacking some or all facilities	Total	With all plumbing facilities	Lacking some or all facilities		Total	Average value (dollars)	Average number of rooms	Total	Average contract rent (dollars)	Average number of rooms			
66...	106	35	35	35	33	13000	5.0	2	1	
68...	36	11	11	11	8	16500	5.4	3	
69...	35	10	10	10	10	14000	5.2	
70...	36	11	11	11	10	13500	5.5	1	1	
71...	19	5	5	5	5	11000	5.2	
72...	*15	1	
73...	323	77	77	77	74	15500	5.3	3	13	
74...	69	16	16	16	16	16500	5.6	4	
75...	73	18	18	18	17	16500	5.4	1	3	
76...	115	40	40	40	38	13500	5.2	2	2	
40.....	14206	3685	3574	3563	11	101	99	2	...	10	3387	14000	5.2	194	84	4.9	1	458
2...	106	27	25	25	...	2	2	23	9000	6.7	4	3	
3...	85	23	21	20	1	2	2	19	9000	6.3	2	2	
4...	69	20	18	18	...	2	2	19	10000	6.7	2	
5...	42	12	12	12	5	...	5.0	6	83	6.3	...	1	
7...	55	18	10	9	1	7	7	11	7000	5.5	6	60	5.5	...	1	
8...	109	28	13	13	...	14	14	23	7000	5.3	5	60	4.8	...	4	
9...	112	26	18	17	1	8	7	1	...	20	8500	6.5	5	68	7.0	...	3	
11...	82	24	17	14	3	5	5	20	7000	4.9	4	4	
12...	51	13	13	13	10	10000	5.6	3	2	
13...	60	19	17	17	...	2	2	18	9000	6.6	
14...	81	21	19	19	...	2	2	18	9000	6.4	2	
15...	72	20	18	18	...	1	1	14	10000	6.4	5	77	6.2	...	4	
16...	87	24	21	21	...	3	3	18	10500	5.7	5.0	...	1	
17...	76	23	23	23	19	10000	5.6	4	4	
18...	97	24	20	20	...	4	4	19	10000	5.4	4	5	
19...	63	15	8	8	...	7	7	6	9000	5.3	8	72	4.3	...	3	
20...	59	15	13	13	...	2	2	12	9500	5.2	2	5	
23...	6	2	
25...	19	4	
27...	7	3	
28...	2	1	
29...	6	1	
35...	134	41	39	39	...	2	2	34	20000	5.7	4	
36...	45	12	11	11	...	1	1	9	11000	4.9	3	2	
40...	75	18	18	18	16	15500	5.3	2	5	
42...	159	36	36	36	35	16000	5.5	1	6	
43...	150	36	36	36	33	13500	4.9	2	6	
44...	124	27	22	22	...	5	5	26	12500	4.9	1	9	
45...	128	30	27	27	...	3	3	26	11500	4.8	2	
46...	118	31	28	27	1	3	3	26	10000	4.9	4	8	
47...	121	35	35	35	30	11500	4.7	2	7	
48...	150	36	36	36	32	12500	4.8	4	8	
49...	100	26	26	26	24	13000	4.8	2	4	
50...	108	28	28	28	27	12500	4.7	5	
51...	90	29	27	27	...	2	2	27	12000	4.5	2	2	
52...	100	25	25	25	25	11500	5.1	2	
53...	88	26	24	24	...	2	2	22	12000	4.9	4	3	
54...	94	25	25	25	24	12000	4.7	1	3	
55...	129	30	30	30	29	13500	5.0	6	
56...	109	29	28	28	...	1	1	26	15000	4.9	5	
57...	105	25	25	25	21	15000	5.3	2	6	
58...	55	19	18	18	...	1	1	18	13500	4.9	
59...	66	23	23	23	18	11500	5.6	3	
60...	72	22	21	21	...	1	1	21	11500	4.8	1	
61...	110	29	27	27	...	2	2	26	15500	5.5	3	1	
62...	83	22	22	22	22	17000	5.4	1	
63...	99	25	25	25	25	16500	5.4	3	
64...	105	27	27	27	24	16000	5.6	2	2	
65...	108	28	28	28	26	14500	5.7	2	
66...	124	27	27	27	25	17000	5.3	2	3	
67...	41	10	10	10	10	14500	5.2	1	
68...	20	5	5	5	5	16000	5.2	
69...	2	1	
70...	26	8	7	7	...	1	1	7	13000	5.1	1	1	
71...	50	11	11	11	11	13000	4.9	2	
72...	142	30	30	30	30	12000	5.2	11	
73...	115	29	29	29	28	12500	4.6	1	5	
74...	101	33	33	33	30	11500	4.3	3	2	
75...	94	27	27	27	25	12000	4.8	4	
76...	130	35	34	34	...	1	1	33	11500	4.6	2	7	
77...	97	29	28	28	...	1	1	27	11000	4.6	1	4	
78...	58	22	22	22	22	10500	5.8	
79...	77	26	23	23	...	3	3	19	12000	4.7	4	3	
80...	87	29	29	29	27	11000	4.7	1	
81...	119	29	28	28	...	1	...	1	...	26	12500	5.0	2	5	
82...	117	31	29	29	...	1	1	30	12500	4.9	1	5	
83...	95	25	22	22	...	3	3	21	12000	4.6	4	5	
84...	84	23	23	23	22	13000	4.8	1	
85...	89	26	26	26	25	12500	4.8	1	
86...	67	19	15	15	...	1	1	16	12500	5.1	3	1	
87...	99	25	25	25	23	13500	5.3	2	
88...	111	27	27	27	26	13500	5.1	1	4	
89...	50	19	19	19	13	15500	5.9	
90...	232	54	54	54	53	16000	5.8	1	
91...	190	47	47	47	45	14500	5.4	1	6	

City Block Characteristics

Table 2.—CHARACTERISTICS OF HOUSING UNITS, BY BLOCKS: 1960—Con.

["Total population" contains no persons in group quarters unless preceded by asterisk; one asterisk (*) denotes less than 10 percent; two asterisks (**), 10 percent or more]

Blocks within census tracts	Total population	All housing units by condition and plumbing									Occupied housing units							
		Total	Sound			Deteriorating			Dilapidated	Owner occupied			Renter occupied			1.01 or more persons per room		
			Total	With all plumbing facilities	Lacking some or all facilities	Total	With all plumbing facilities	Lacking some or all facilities		Total	Average value (dollars)	Average number of rooms	Total	Average contract rent (dollars)	Average number of rooms		Occupied by non-white	
								With flush toilet										No flush toilet
92...	108	30	30	30	26	15500	5.4	6	
93...	599	163	160	160	...	2	2	145	16000	5.2	7	70	4.7	...	18	
94...	196	42	42	42	42	13500	5.0	12	
95...	184	42	42	42	40	13500	4.9	2	8	
96...	202	42	42	42	41	14000	5.1	1	9	
97...	188	42	42	42	42	13500	5.0	9	
98...	173	41	41	41	41	14500	5.4	8	
99...	78	20	20	20	20	16500	5.3	1	
100...	119	29	29	29	29	16000	5.2	3	
101...	101	25	25	25	24	15500	5.1	1	3	
102...	223	61	61	61	56	16500	5.4	1	6	
103...	109	35	35	35	27	15500	5.1	2	
104...	163	47	47	45	2	42	16500	5.3	2	3	
105...	115	31	31	31	31	15500	5.1	3	
106...	86	22	22	22	22	18500	5.2	3	
107...	140	36	36	36	35	18500	5.2	1	2	
108...	223	64	64	64	61	16500	5.1	3	6	
109...	130	31	31	29	2	28	14000	5.5	3	6	
110...	112	29	29	29	28	15000	5.3	1	
111...	116	27	27	27	27	14000	5.0	6	
112...	91	28	28	28	26	14500	4.9	1	
113...	212	51	51	51	49	13500	4.7	2	10	
114...	161	36	36	36	35	14000	4.9	1	8	
115...	125	32	32	32	30	14500	5.1	2	1	1	
116...	142	32	32	32	31	14000	5.1	1	7	
117...	137	32	32	32	32	13500	4.8	9	
118...	80	21	21	21	20	12500	4.7	3	
119...	177	48	46	46	2	2	43	11000	5.3	4	4	
120...	83	21	21	21	21	13500	5.1	2	
121...	147	39	38	38	...	1	1	38	13000	5.0	1	3	
122...	196	44	44	44	42	13500	5.2	2	9	
123...	176	43	43	43	43	13500	5.1	6	
124...	193	42	42	42	40	14000	5.2	1	9	
125...	185	42	42	42	41	13500	5.0	1	5	
126...	59	13	13	13	12	18500	5.0	1	1	
127...	178	41	41	41	41	14500	5.1	6	
128...	216	54	54	54	53	13500	5.0	6	
129...	138	31	31	31	31	13500	5.1	6	
130...	95	28	28	28	28	14000	5.0	1	
131...	124	32	32	32	32	13500	4.9	1	
132...	96	25	25	25	22	14000	5.0	1	3	
133...	148	40	40	40	38	13500	5.0	2	
134...	78	22	22	22	21	14000	5.0	1	
135...	115	34	34	34	31	15000	5.0	2	
136...	16	9	9	9	4	1	1	
137...	119	36	36	36	35	16000	5.1	1	
138...	207	56	56	56	54	15000	5.0	1	5	
139...	61	14	14	14	14	14500	5.4	3	
140...	102	26	26	26	17	13000	5.4	9	75	4.7	...	3	
141...	139	36	36	36	35	19000	5.6	1	1	
142...	45	14	14	14	13	17000	5.4	1	
143...	47	13	13	13	13	16500	5.5	
144...	15	5	5	5	4	3	
146...	150	36	36	36	35	16000	5.4	1	
41.....	*5633	1855	1769	1747	22	73	68	5	13	1330	12500	5.2	486	91	4.1	1	125	
3...	275	168	168	168	
4...	59	22	22	22	4	17	91	5.0	
5...	57	17	17	17	17	20000	5.8	
6...	56	17	17	17	16	21000	6.2	1	1	
7...	35	11	11	11	11	19500	6.0	
8...	44	12	12	12	12	26000	6.5	
9...	24	8	8	8	7	27000	6.9	1	
10...	28	9	9	9	9	73	3.9	...	1	
11...	92	28	28	28	25	20000	5.8	3	
12...	69	20	20	20	20	21000	6.2	
13...	60	16	16	16	15	18500	5.7	2	
14...	92	24	24	24	24	19500	5.8	
15...	42	12	12	12	12	16500	5.2	1	
16...	48	15	15	15	15	17500	5.7	
17...	55	15	15	15	13	22000	6.2	2	
18...	73	20	20	20	20	19000	5.9	
22...	6	2	1	1	
23...	79	23	23	23	21	19500	6.2	
24...	72	22	22	22	20	19500	6.4	2	
25...	65	18	18	18	17	15500	5.8	1	2	
29...	65	17	17	17	15	12500	5.3	2	
30...	56	22	22	22	22	14000	5.2	1	
31...	72	25	25	25	22	18000	5.8	3	3	
32...	81	28	28	28	26	15500	5.5	2	
33...	62	20	20	20	20	13500	5.2	
34...	40	16	16	16	14	13500	5.1	2	1	
35...	61	19	19	19	19	13500	4.9	1	
36...	73	26	26	26	22	11500	4.8	3	1	
37...	100	25	25	25	23	9500	4.9	2	3	
39...	32	9	5	5	...	3	3	...	1	9	7000	4.8	1	

Table 2.—CHARACTERISTICS OF HOUSING UNITS, BY BLOCKS: 1960—Con.

["Total population" contains no persons in group quarters unless preceded by asterisk; one asterisk (*) denotes less than 10 percent; two asterisks (**), 10 percent or more]

Blocks within census tracts	Total population	All housing units by condition and plumbing									Occupied housing units								
		Sound					Deteriorating				Dilapidated	Owner occupied			Renter occupied			Occupied by non-white	1.01 or more persons per room
		Total	With all plumbing facilities	Lacking some or all facilities	Total	With all plumbing facilities	Lacking some or all facilities		Total	Average value (dollars)		Average number of rooms	Total	Average contract rent (dollars)	Average number of rooms				
							With flush toilet	No flush toilet											
40...	95	28	24	20	4	3	3	1	23	9500	4.6	5	66	4.2	...	6	
41...	12	5	4	4	4	1	
42...	24	6	6	6	5	...	5.8	1	1	
43...	36	13	10	10	...	3	3	11	8500	4.6	2	1	
45...	65	20	15	15	...	4	4	1	17	9000	4.6	3	2	
46...	19	7	7	7	5	10000	6.4	2	
47...	11	3	
48...	21	5	5	5	5	12000	5.0	1	
49...	27	11	11	11	10	12000	4.6	1	
50...	73	24	21	21	...	3	3	19	10500	5.1	5	...	4.6	...	2	
51...	64	16	16	16	16	12500	4.4	4	
52...	82	20	20	20	20	13500	5.0	5	
53...	35	12	12	12	12	10000	5.3	
54...	46	16	16	16	15	9500	4.6	1	3	
55...	51	14	14	14	14	14000	4.8	3	
56...	56	20	20	20	17	10500	4.2	3	1	
57...	82	25	22	22	...	3	3	19	10500	4.7	5	66	4.2	...	1	
58...	54	19	18	17	1	1	1	17	8500	4.6	2	2	
59...	90	25	25	23	2	15	8500	4.9	10	72	3.7	...	6	
60...	53	14	13	13	...	1	1	13	9000	5.1	1	2	
61...	53	17	17	17	11	7500	5.1	4	3	
64...	11	4	
66...	8	5	5	5	4	1	1	
67...	62	17	16	14	2	1	1	14	11000	5.6	3	2	
68...	75	29	27	26	1	2	2	18	11000	5.4	9	68	4.0	...	1	
69...	28	11	9	9	...	2	2	6	7000	4.5	5	76	4.6	...	1	
74...	4	3	
75...	24	8	5	5	...	2	1	1	...	1	7	5500	4.0	1	1	
79...	85	23	22	22	...	1	1	22	10000	4.5	1	5	
80...	75	23	23	23	22	10500	4.2	1	5	
81...	58	16	15	15	...	1	1	15	12000	4.9	1	
82...	79	21	21	21	18	12000	4.8	2	1	
84...	83	23	21	20	1	2	2	20	11000	4.6	3	3	
85...	47	18	16	16	...	2	2	17	10000	4.8	
86...	32	8	5	5	...	2	2	1	5	9500	4.6	3	3	
87...	55	16	16	16	13	10500	5.0	3	1	
88...	18	6	3	3	...	2	2	1	6	7000	4.8	
89...	62	16	10	10	...	6	5	1	11	8500	4.5	4	3	
90...	44	11	10	10	...	1	1	10	10500	4.7	2	
91...	39	11	10	10	...	1	1	9	7500	4.1	2	3	
99...	12	3	4	1	
100...	61	18	18	18	14	11000	5.0	
101...	92	31	31	29	2	19	10500	5.2	9	83	4.6	...	3	
102...	91	32	31	31	...	1	1	27	10500	5.6	5	75	4.4	1	1	
103...	34	12	11	11	...	1	1	10	10500	5.6	2	
104...	36	15	13	11	2	2	2	8	8500	5.0	6	
105...	55	23	16	16	...	7	7	13	7500	5.2	10	58	2.7	...	1	
106...	53	23	23	23	19	9500	4.8	4	
107...	76	26	26	26	17	9000	5.2	8	67	4.3	...	3	
108...	20	5	5	5	5	9000	5.2	1	
109...	12	7	7	7	6	11000	5.0	1	
110...	33	10	8	8	...	2	1	1	9	9000	5.1	1	
111...	35	12	12	12	9	9000	4.3	3	
112...	15	6	5	5	...	1	4	2	
113...	38	10	10	10	7	8000	4.7	3	1	
114...	21	7	6	6	...	1	1	5	...	5.0	2	1	
115...	7	2	
117...	23	8	6	6	...	1	1	1	7	6500	4.9	
118...	21	6	4	4	...	1	1	1	3	3	
119...	51	22	22	22	20	20000	5.9	2	
120...	47	14	14	13	1	12	17500	5.6	2	1	
121...	**349	96	96	96	22	10500	4.7	69	107	4.0	...	4	
123...	124	53	52	52	...	1	29	9500	5.2	23	85	3.3	...	1	
124...	74	32	32	30	2	23	9500	4.7	6	92	5.2	
125...	78	21	16	16	...	2	2	3	15	8000	5.3	5	68	4.4	...	2	
126...	175	53	48	45	3	4	4	1	39	9000	5.4	13	63	4.5	...	6	
127...	41	16	15	15	...	1	1	13	8500	5.1	1	
128...	29	10	10	10	9	10500	4.6	
129...	19	7	7	7	7	8000	4.4	1	

U.S. CENSUS OF HOUSING: 1960

Series HC(3)-206

CITY BLOCKS

Grand Rapids, Mich.

Prepared under the supervision of
WAYNE F. DAUGHERTY, Chief
Housing Division




U.S. DEPARTMENT OF COMMERCE

Luther H. Hodges, Secretary

BUREAU OF THE CENSUS

Richard M. Scammon, Director (From May 1, 1961)

Robert W. Burgess, Director (To March 3, 1961)





BUREAU OF THE CENSUS

RICHARD M. SCAMMON, *Director* (From May 1, 1961)
ROBERT W. BURGESS, *Director* (To March 3, 1961)

A. ROSS ECKLER, *Deputy Director*
HOWARD C. GRIEVES, *Assistant Director*
CONRAD TABUBER, *Assistant Director*
MORRIS H. HANSEN, *Assistant Director for Statistical Standards*
CHARLES B. LAWRENCE, JR., *Assistant Director for Operations*
WALTER L. KEHRES, *Assistant Director for Administration*
CALVERT L. DEDRICK, *Chief, International Statistical Programs Office*
A. W. VON STRÜBE, *Acting Public Information Officer*

Housing Division—

WAYNE F. DAUGHERTY, *Chief*
DANIEL B. RATHBUN, *Assistant Chief*
BEULAH WASHBAUGH, *Special Assistant*
MILTON D. LIEBERMAN, *Chief, Coordination and Research*

Decennial Operations Division—GLEN S. TAYLOR, *Chief*
Electronic Systems Division—ROBERT F. DRURY, *Chief*
Field Division—JEFFERSON D. MCPIKE, *Chief*
Geography Division—WILLIAM T. FAX, *Chief*
Population Division—HOWARD G. BRUNSMAN, *Chief*
Statistical Methods Division—JOSEPH STEINBERG, *Chief*

Library of Congress Card Number: A61-9347

SUGGESTED CITATION

U.S. Bureau of the Census. *U.S. Census of Housing: 1960. Vol. III, City Blocks.*
Series HC(3), No. 206.
U.S. Government Printing Office, Washington, D.C., 1961.

For sale by the Superintendent of Documents, U.S. Government Printing Office, Washington 25, D.C.
or any of the Field Offices of the Department of Commerce — Price 30 cents.

Table 1.—CHARACTERISTICS OF HOUSING UNITS, FOR THE CITY: 1960

Subject	Number	Percent	Subject	Number	Percent
All housing units	59,030	100.0	Occupied housing units—Con.		
CONDITION AND PLUMBING			COLOR		
Sound	49,441	83.8	White	51,792	93.3
With all plumbing facilities	47,534	80.5	Nonwhite	3,722	6.7
Lacking some or all facilities	1,907	3.2	PERSONS PER ROOM		
Deteriorating	8,087	13.7	1.00 or less	52,257	94.1
With all plumbing facilities	7,074	12.0	1.01 or more	3,257	5.9
Lacking some or all facilities	1,013	1.7	AVERAGE NUMBER OF ROOMS		
With flush toilet	1,005	1.7	Owner occupied	6.1	...
No flush toilet	8	...	Renter occupied	4.3	...
Dilapidated	1,502	2.5	VALUE AND RENT		
Occupied housing units	55,514	100.0	Average value	12,700	...
TENURE			Average contract rent	60	...
Owner occupied	35,740	64.4			
Renter occupied	19,774	35.6			

NOTE.—On the map for Grand Rapids approximately 2,130 blocks are identified.

Table 2.—CHARACTERISTICS OF HOUSING UNITS, BY BLOCKS: 1960

["Total population" contains no persons in group quarters unless preceded by asterisk: one asterisk (*) denotes less than 10 percent; two asterisks (**), 10 percent or more]

Blocks within census tracts	Total population	All housing units by condition and plumbing								Occupied housing units								
		Total	Sound			Deteriorating			Dilapidated	Owner occupied			Renter occupied			Occupied by non-white	1.01 or more persons per room	
			Total	With all plumbing facilities	Lacking some or all facilities	Total	With all plumbing facilities	Lacking some or all facilities		Total	Average value (dollars)	Average number of rooms	Total	Average contract rent (dollars)	Average number of rooms			
1.....	5225	1605	1582	1574	8	19	17	2	...	4	1445	18500	5.9	133	82	5.2	3	53
1.....	14	6	6	6	23	24000	5.5	1
2.....	86	25	25	25	27	23000	6.0	1	1
3.....	93	28	28	28	15	22000	5.5
4.....	33	15	15	15	8	22000	6.0
5.....	23	8	8	8	9	17000	5.7	1
6.....	25	10	10	10	9	17500	5.1	1
8.....	29	10	10	10	9	21000	6.3	2
9.....	37	11	11	11	11	23000	6.0	1
10.....	45	13	13	12	1
11.....	45	11	11	11	11	27000	7.3
12.....	21	6	6	6	6	40000	6.2
13.....	99	27	27	26	1	27	27000	6.1	1
14.....	132	37	37	37	35	24000	5.8	1
15.....	32	11	11	11	10	21000	6.1	1	1
16.....	82	22	22	22	21	23000	6.3	1	1
17.....	98	27	27	27	26	25000	6.0	1	2
18.....	82	23	23	23	22	28000	6.1	1
19.....	99	25	25	25	25	30000	6.9
20.....	16	3
21.....	45	15	15	15	14	20000	6.2	1
22.....	27	11	11	11	9	25000	5.8	1
23.....	36	10	10	10	10	32000	7.6
24.....	28	7	7	7	7	21000	6.1
25.....	152	44	44	44	37	20000	5.7	5	128	5.6	...	2
26.....	38	13	13	13	13	21000	5.5
27.....	43	12	12	12	12	28000	7.0
28.....	39	9	9	9	9	21000	5.8	1
29.....	43	9	9	9	8	18000	5.1	1	3
30.....	105	26	26	26	20	18500	5.6	6	143	5.3	...	2
31.....	94	29	29	29	26	17000	5.4	2	1
32.....	54	14	14	14	14	22000	6.6
33.....	70	19	19	19	18	22000	6.1	1
34.....	132	36	36	36	35	22000	6.2	1
35.....	108	30	30	30	29	20000	5.5	1	2
36.....	83	24	24	24	24	20000	5.4	1
37.....	43	15	15	15	15	23000	5.9
38.....	43	13	13	13	12	21000	5.6	1
39.....	15	4
40.....	29	10	10	10	10	21000	6.8
41.....	57	19	19	19	19	23000	6.1	2
42.....	48	15	15	15	15	24000	6.9
43.....	7	4
44.....	172	46	46	46	46	28000	6.7
45.....	35	13	13	13	13	25000	7.0
46.....	43	13	13	13	13	24000	7.5
47.....	31	11	11	11	11	22000	6.3
48.....	2	1
49.....	64	16	16	16	16	22000	7.1
50.....	36	14	14	14	13	22000	5.9
51.....	57	16	16	16	15	18500	6.1	1
52.....	99	30	29	29	...	1	1	28	19000	5.8	1

City Block Characteristics

Table 2.—CHARACTERISTICS OF HOUSING UNITS, BY BLOCKS: 1960—Con.

["Total population" contains no persons in group quarters unless preceded by asterisk; one asterisk (*) denotes less than 10 percent; two asterisks (**), 10 percent or more]

Blocks within census tracts	Total population	All housing units by condition and plumbing									Occupied housing units							
		Total	Sound			Deteriorating			Dilapidated	Owner occupied			Renter occupied			Occupied by non-white	1.01 or more persons per room	
			Total	With all plumbing facilities	Lacking some or all facilities	Total	With all plumbing facilities	Lacking some or all facilities		Total	Average value (dollars)	Average number of rooms	Total	Average contract rent (dollars)	Average number of rooms			
																		With flush toilet
53...	75	19	16	16	...	3	3	17	19000	5.4	2	1	3
54...	546	174	170	166	4	2	1	1	...	2	150	10500	5.3	21	64	4.9	...	9
55...	82	26	25	25	...	1	1	21	12000	5.5	4	1
56...	95	26	26	26	24	16000	6.3	2
57...	129	36	36	36	32	15000	6.3	3	1
58...	53	20	20	20	14	19500	6.1	2
59...	223	71	71	71	61	12500	5.3	9	66	3.7	...	5
60...	90	31	31	31	21	11000	6.1	9	63	5.0	1	1
61...	64	18	15	15	...	3	3	7	8500	5.6	10	96	5.8	...	1
62...	107	35	29	29	...	5	5	1	31	9500	6.2	3
63...	38	16	16	16	10	9500	5.5	6	62	4.3
64...	49	16	15	15	...	1	...	1	14	9500	5.4	2
65...	84	29	27	27	...	1	1	1	24	9500	5.7	4	2
66...	109	37	35	35	...	2	2	37	10000	5.7
67...	36	12	12	12	12	11500	5.8
68...	32	12	12	12	12	11000	5.8
69...	31	11	11	11	10	9000	5.1	1
70...	38	12	12	12	11	11000	5.3	2
71...	125	51	51	49	2	46	14500	6.0	4
72...	69	29	29	29	26	11500	5.8	3
73...	116	36	36	36	30	10500	5.8	6	65	4.8	...	5
74...	65	22	22	22	13	11500	5.4	9	76	4.7
2.....	7399	2318	2226	2224	2	66	63	2	1	26	1876	14500	5.6	297	93	4.5	2	141
1...	75	23	22	22	...	1	1	23	15500	5.2
2...	54	19	19	19	18	21000	6.4	1
3...	94	27	27	27	26	16500	6.1	1
4...	94	27	27	27	26	17000	5.5
5...	198	54	54	54	51	16500	5.6	2	4
6...	99	31	31	31	31	17500	5.8	1
7...	116	41	41	41	35	15000	5.3	4
8...	103	33	33	33	31	15000	5.9	2
9...	156	51	51	51	51	13000	5.2	1
10...	151	50	50	49	1	48	13000	5.6	2	3
11...	108	42	42	42	40	13000	5.4	1	1
13...	118	43	43	43	37	11500	5.4	5	...	4.4	...	1
14...	167	49	49	49	45	11500	5.4	4	4
15...	144	50	50	50	47	12000	5.3	3
16...	133	45	45	45	42	12000	5.7	2	1
18...	164	59	59	59	52	12000	5.4	4	2
19...	158	50	49	49	...	1	1	47	11000	5.0	2	1
20...	141	48	48	48	47	13500	5.3	1	1
21...	197	50	50	50	50	14000	5.0	10
22...	139	35	34	34	...	1	1	31	14500	5.5	4	4
23...	79	22	22	22	21	16000	5.6	1	1
24...	26	10	10	10	9	17500	5.7	1
25...	64	18	18	18	17	16000	6.2	1
26...	101	22	22	22	20	16500	6.1	2	4
27...	76	25	25	25	23	12500	5.4	1	2
28...	45	19	19	19	12	9500	5.7	6	61	5.2
29...	67	24	24	24	21	10000	5.7	2	1
30...	71	26	26	26	23	10500	5.5	3	1
31...	83	25	25	25	24	11000	5.7	1	2
32...	79	27	27	26	1	22	11500	6.0	4
33...	90	30	26	26	...	3	3	1	28	11000	5.1	1
34...	112	30	29	29	...	1	1	29	14500	5.4	1	1
35...	101	25	25	25	24	15000	5.6	1	2
36...	98	29	29	29	28	13500	4.7	3
38...	68	21	19	19	...	2	2	19	15500	5.5	2
39...	73	25	24	24	...	1	1	24	15500	5.7	1
40...	80	26	25	25	1	23	11500	5.4	3	1
41...	69	26	24	24	...	2	2	24	13000	5.5	2
42...	75	25	25	25	25	9500	5.8	1
43...	68	23	23	23	20	10500	5.5	2
44...	86	28	26	26	...	2	1	1	23	10000	5.6	4	1
45...	87	27	27	27	24	11000	5.6	2	3
46...	84	28	28	28	26	12000	6.0	2	1
48...	1
49...	591	158	129	129	...	16	16	13	147	21000	6.6	6	...	6.3	...	11
50...	143	37	37	37	30	20000	5.6	5	...	5.6	1	6
51...	144	36	36	36	36	17500	5.5	3
52...	85	24	24	24	21	17500	5.3	2	1
53...	514	126	126	126	115	14500	5.4	8	84	5.0	...	19
54...	...	3
55...	141	31	31	31	27	14000	5.4	4	4
56...	118	28	28	28	28	12500	5.0	1	7
57...	3	1
58...	31	8	8	8
59...	4	1	7	20000	5.3	1	1
60...	22	6	6	6
62...	106	25	25	25	6	21000	6.0
63...	90	24	24	24	25	15000	5.3	2
64...	45	10	10	10	21	12000	5.0	2	2
65...	298	160	159	159	...	1	1	16	17000	5.1	94	102	3.8	...	6
66...	232	128	127	127	...	1	1	3	69	103	3.9	...	7
67...	103	32	20	20	...	10	10	2	22	11500	5.0	9	82	4.4	...	1

Table 2.—CHARACTERISTICS OF HOUSING UNITS, BY BLOCKS: 1960—Con.

["Total population" contains no persons in group quarters unless preceded by asterisk: one asterisk (*) denotes less than 10 percent; two asterisks (**), 10 percent or more]

Blocks within census tracts	Total population	All housing units by condition and plumbing										Occupied housing units							
		Sound					Deteriorating					Owner occupied			Renter occupied			Occupied by non-white	1.01 or more persons per room
		Total	Total	With all plumbing facilities	Lacking some or all facilities	Total	With all plumbing facilities	Lacking some or all facilities	Lacking some or all facilities	Dilapidated	Total	Average value (dollars)	Average number of rooms	Total	Average contract rent (dollars)	Average number of rooms			
68...	151	37	30	30	...	3	3	4	32	13500	5.1	4	7	
69...	100	27	12	12	...	10	10	5	21	9000	6.4	5	3	
70...	86	27	16	16	...	11	9	21	8000	5.6	5	1	
3.....	5513	1732	1636	1605	31	82	68	14	...	14	1441	11500	5.8	248	53	4.9	1	76	
1...	19	4	1	
2...	18	5	1	1	...	2	2	2	4	1	
3...	3	
4...	92	31	31	31	31	13500	4.8	
5...	101	27	27	27	27	13000	4.9	2	
6...	77	23	23	23	22	14000	4.4	1	3	
7...	31	12	11	11	...	1	1	10	12000	4.6	1	1	
8...	158	56	47	46	1	7	5	2	...	2	43	11500	5.2	10	59	4.8	...	4	
9...	152	42	42	42	42	13500	4.8	
10...	16	6	6	6	6	13000	5.0	2	
11...	80	24	23	23	...	1	1	23	13000	4.7	1	
12...	92	28	28	28	26	12000	5.8	2	
13...	37	14	14	14	13	11000	5.8	1	
14...	53	15	15	15	14	10500	6.4	1	1	
15...	95	23	23	23	23	13000	6.3	1	
16...	104	29	29	29	27	13000	6.2	1	1	
17...	103	29	29	29	27	12500	6.5	2	2	
18...	165	41	40	40	...	1	1	38	11000	6.1	3	2	
19...	100	25	25	25	24	11000	5.5	1	4	
20...	124	39	39	39	38	12500	5.4	1	1	
21...	45	12	12	12	12	14500	5.2	1	
22...	65	22	21	20	1	1	1	21	11000	5.3	1	3	
23...	74	20	18	18	...	2	1	20	11500	5.3	1	
24...	149	44	43	43	...	1	1	42	18000	5.3	2	
25...	14	3	4	
26...	103	28	28	28	28	21000	5.4	1	
27...	77	24	24	24	24	12000	5.4	
28...	72	25	25	25	22	13000	5.2	1	
29...	90	25	25	25	24	12500	5.8	1	
30...	137	36	36	35	1	32	12000	5.7	4	2	
31...	58	17	16	16	...	1	1	14	11000	5.5	1	2	
32...	73	26	26	26	26	11500	6.0	1	
33...	101	33	33	33	31	10000	5.7	2	
34...	63	21	21	21	19	13500	5.8	2	3	
35...	90	29	26	25	1	3	3	26	10500	5.8	2	1	
36...	99	29	29	29	28	12000	5.7	
37...	60	23	23	23	22	12000	6.0	1	1	
38...	84	27	27	27	23	10500	6.6	4	1	
39...	101	29	24	24	...	5	5	21	10000	5.6	6	49	5.2	...	2	
40...	112	42	40	37	3	2	2	30	10000	5.7	12	60	5.5	
41...	96	31	28	27	1	2	1	1	24	10500	6.3	5	53	4.6	
42...	120	36	25	24	1	10	9	1	25	7000	6.3	10	45	5.0	...	1	
43...	112	37	33	33	...	3	3	26	9000	6.3	9	47	4.2	...	1	
44...	94	29	25	21	4	4	2	2	23	7500	5.6	4	4	
45...	22	8	8	8	8	9000	5.6	
46...	107	36	34	33	1	1	1	25	8500	6.2	10	88	4.9	...	1	
47...	104	33	27	25	2	6	5	1	20	9000	6.2	10	50	5.5	...	1	
48...	65	29	23	23	...	3	3	15	8500	6.3	11	52	4.7	...	1	
49...	87	33	27	26	1	6	6	22	9500	6.1	11	49	4.6	
50...	86	28	28	27	1	23	10500	6.2	4	1	
51...	100	35	33	33	...	2	2	28	9500	6.1	5	54	4.4	...	1	
52...	88	32	31	30	1	1	1	19	7000	6.3	11	61	5.2	...	1	
53...	113	33	31	30	1	2	2	26	8000	6.0	7	47	4.7	...	2	
54...	120	40	36	34	2	4	3	1	22	10500	6.0	15	55	4.7	...	1	
55...	61	23	22	21	1	1	1	18	8500	6.4	3	
56...	56	20	18	17	1	2	2	17	8500	6.2	3	2	
57...	56	33	33	32	1	26	7500	6.0	7	49	5.4	...	1	
58...	96	33	29	29	...	4	1	3	24	11000	5.8	9	38	4.9	...	2	
59...	103	32	32	31	1	25	11000	6.2	7	50	4.9	...	1	
60...	101	37	37	36	1	26	9500	6.2	11	51	4.6	...	2	
61...	125	24	24	24	...	2	2	19	10000	6.3	6	40	4.5	...	2	
62...	84	26	27	27	...	2	1	1	19	7500	6.5	10	40	4.8	...	1	
63...	81	29	42	39	3	30	10500	6.3	9	54	4.0	...	1	
64...	109	42	25	24	1	22	10500	6.4	3	1	
65...	83	25	
66...	13	3	
4.....	*5161	1786	1450	1398	52	322	300	22	...	14	1034	9500	6.2	633	46	4.9	...	96	
2...	4	2	5	5	5	...	5.8	2	
3...	19	6	1	1	...	5	6	8	6000	5.6	5	
5...	29	10	3	2	1	6	4	3	11	50	4.6	
8...	54	17	13	8	5	4	4	21	11000	5.9	6	46	4.7	
11...	80	28	28	28	
12...	17	4	28	8000	6.8	14	51	4.9	...	4	
13...	152	46	26	26	...	20	19	1	18	7500	6.1	5	35	5.0	...	2	
14...	**88	24	12	12	...	12	1	4	21	12500	6.2	6	55	6.0	...	1	
16...	91	27	26	26	
17...	150	47	25	25	...	21	21	1	27	9500	6.6	17	56	4.9	...	4	
18...	146	46	30	30	...	16	16	22	9500	6.6	22					

City Block Characteristics

Table 2.—CHARACTERISTICS OF HOUSING UNITS, BY BLOCKS: 1960—Con.

["Total population" contains no persons in group quarters unless preceded by asterisk; one asterisk (*) denotes less than 10 percent; two asterisks (**), 10 percent or more]

Blocks within census tracts	Total population	All housing units by condition and plumbing								Occupied housing units							
		Total	Sound			Deteriorating			Dilapidated	Owner occupied			Renter occupied			Occupied by non-white	1.01 or more persons per room
			Total	With all plumbing facilities	Lacking some or all facilities	Total	With all plumbing facilities	Lacking some or all facilities		Total	Average value (dollars)	Average number of rooms	Total	Average contract rent (dollars)	Average number of rooms		
22...	12	5	5	5	4	1
23...	129	42	42	41	1	15	8500	5.9	23	56	4.9	...	5
24...	29	10	10	10	8	11500	5.6	2	1
25...	24	12	12	12	10	10500	6.2	2
26...	84	29	26	26	...	3	3	16	10500	6.2	10	46	5.6	...	1
27...	**49	14	12	11	1	2	1	11	7500	6.5	3
28...	96	35	30	29	1	5	5	19	7500	6.0	14	55	4.4	...	1
29...	97	35	23	22	1	12	12	15	9000	6.9	18	41	4.8	...	1
30...	94	34	21	19	2	12	12	18	10000	7.4	11	51	4.6	...	2
31...	80	34	13	13	...	20	14	6	...	17	12500	5.5	12	41	4.7	...	2
32...	48	22	7	7	...	15	15	10	10000	5.8	7	39	5.1	...	2
33...	117	37	25	25	...	9	8	1	3	20	8500	5.7	14	46	5.2	...	5
34...	134	42	18	18	...	24	23	1	...	14	11000	6.9	23	37	5.6	...	5
35...	128	42	38	37	1	4	4	21	8000	6.5	21	47	5.2	...	1
36...	149	48	36	36	...	12	12	16	7000	6.3	32	41	4.8	...	4
37...	*107	40	37	35	2	3	3	15	8500	6.7	21	38	5.1
38...	86	35	33	32	1	2	...	2	...	19	8000	5.9	11	40	5.0	...	1
39...	2	1
40...	36	10	10	10	10	8500	6.5
41...	111	37	37	37	17	10500	5.8	16	55	5.1	...	2
42...	108	36	36	34	2	26	8500	6.2	9	41	4.2	...	1
43...	36	14	14	14	12	8000	5.7	2
44...	133	38	38	37	1	21	9000	5.9	15	42	4.6	...	4
45...	82	32	31	31	...	1	1	27	9500	5.9	5	53	4.6	...	1
46...	106	31	27	27	...	4	4	27	11000	6.0	3	2
47...	92	28	27	27	...	1	1	27	11500	6.1	1	1
48...	91	27	27	27	26	12500	6.4
49...	109	30	30	30	26	12000	6.3	4	3
50...	95	35	33	33	...	2	2	29	10500	6.1	5	57	3.6	...	1
51...	*236	74	64	64	...	10	9	1	...	53	8500	5.9	18	52	5.1	...	2
52...	65	25	23	21	2	2	2	18	9000	5.8	6	53	5.0	...	2
53...	47	21	19	19	...	2	2	9	11000	6.3	10	48	4.7
54...	87	40	39	38	1	1	1	15	10500	5.8	22	52	4.4	...	1
55...	156	52	51	49	2	1	1	34	9000	6.4	17	46	5.0	...	3
56...	80	42	42	32	10	15	8500	5.8	21	43	4.1
57...	90	39	35	29	6	4	3	1	...	18	7500	5.1	20	46	4.8	...	2
58...	64	28	28	27	1	14	9000	6.1	12	48	4.3
59...	109	32	29	27	2	2	1	1	...	23	7000	7.2	9	51	5.4	...	2
60...	52	23	15	14	1	8	8	12	7000	6.2	8	49	3.8
61...	102	40	30	29	1	10	10	29	6500	6.2	10	43	5.7
62...	109	44	27	27	...	16	15	1	...	18	5000	5.7	22	52	4.5	...	3
63...	104	38	33	31	2	5	4	1	...	17	9500	6.4	14	44	5.0	...	3
64...	96	36	22	22	...	11	11	...	3	15	10500	6.3	18	37	5.6	...	2
65...	122	45	22	20	2	23	22	1	...	18	9500	6.4	21	47	5.0	...	2
5.....	4420	1500	1015	993	22	415	371	44	70	964	9000	6.2	466	58	4.7	...	85
1....	95	30	30	30	26	12500	6.0	4
2....	24	10	10	9	1	9	10500	5.8	1
3....	79	26	26	26	21	9000	6.0	5	64	5.8	...	1
4....	100	35	35	35	31	10500	5.5	3	1
5....	80	27	19	19	...	8	8	26	11000	6.0	1	1
6....	1
7....	127	36	26	26	...	10	10
8....	107	34	28	28	...	6	6	31	11000	6.1	4	3
9....	86	29	29	28	1	24	11000	6.0	9	129	5.3	...	2
10...	73	23	23	23	23	8000	5.5	6	61	5.0	...	1
11...	33	9	9	9	19	12500	6.7	3
12...	13	3	7	16000	8.0	1
13...	105	35	34	34
14...	88	34	26	26	...	8	8	...	1	27	8000	5.7	7	57	5.1	...	1
15...	111	43	18	18	...	25	25	28	11000	5.9	5	58	4.6	...	1
17...	132	38	6	6	...	31	31	37	10500	5.9	4	1
18...	127	37	11	11	...	25	25	...	1	27	8500	5.8	10	60	5.3	...	3
19...	30	10	10	10	28	9000	6.2	9	55	5.2	...	2
20...	78	22	22	22	9	13000	6.3	1
21...	123	34	34	34	19	9500	7.0	3	1
22...	14	7	7	7	24	10000	6.7	10	69	5.1	...	2
23...	2	1	5	50	4.8
24...	115	34	21	19	2	13	11	2	...	23	8500	6.7	9	56	5.4	...	1
25...	117	39	38	38	...	1	1	26	9500	6.3	12	61	4.7	...	1
26...	98	32	22	22	...	10	10	23	8500	6.4	8	62	4.9
27...	33	15	6	5	1	9	7	2	...	10	5500	6.0	4
28...	5	2
29...	157	45	34	34	...	11	11	35	8000	6.8	10	47	5.7	...	4
30...	97	38	37	37	...	1	...	1	...	26	8000	6.3	10	103	5.3
31...	92	29	15	15	...	13	13	...	1	18	8500	6.8	11	50	5.5	...	2
32...	90	36	36	36	18	13500	6.2	16	75	4.4	...	1
33...	108	28	18	18	...	10	10	14	12000	7.6	13	58	5.2	...	2
34...	107	32	30	30	...	2	2	26	9000	6.7	5	60	5.2	...	1
35...	134	49	41	37	4	8	5	3	...	27	8000	6.3	19	43	4.2	...	4
36...	89	22	29	29	...	3	1	2	...	20	8500	6.4	9	55	4.8	...	2
37...	100	38	33	33	...	5	4	1	...	29	8500	6.8	6	53	5.7
38...	58	35	31	29	2	4	4	19	12000	6.4	12	65	4.7
39...	46	21	18	18	...	1	1	...	2	15	10000	5.9	10	3
40...	81	31	14	14	...	11	11	...	6	21	7000	6.1	4	65	4.3	...	3
41...	112	42	16	12	4	22	19	3	4	23	7500	5.8	16	52	4.3	...	3

Table 2.—CHARACTERISTICS OF HOUSING UNITS, BY BLOCKS: 1960—Con.

["Total population" contains no persons in group quarters unless preceded by asterisk; one asterisk (*) denotes less than 10 percent; two asterisks (**), 10 percent or more]

Blocks within census tracts	Total population	All housing units by condition and plumbing									Occupied housing units							
		Sound			Deteriorating			Dilapidated	Owner occupied			Renter occupied			Occupied by non-white	1.01 or more persons per room		
		Total	With all plumbing facilities	Lacking some or all facilities	Total	With all plumbing facilities	Lacking some or all facilities		Total	Average value (dollars)	Average number of rooms	Total	Average contract rent (dollars)	Average number of rooms				
							With flush toilet										No flush toilet	
42...	57	17	3	3	...	14	12	2	11	6500	6.0	5			46	5.2
43...	105	27	11	10	1	15	15	1	14	7000	6.4	13	46	5.2	...	3
44...	42	15	10	10	...	5	5	9	10500	7.1	6	57	4.3
45...	82	40	19	19	...	15	15	6	8	10000	5.6	27	47	3.6	...	3
46...	57	30	18	18	...	11	9	2	...	1	7	...	5.7	21	48	3.4	...	2
47...	80	22	12	11	1	10	10	12	5500	6.2	8	51	5.1	...	4
48...	144	56	36	32	4	20	16	4	25	7000	5.3	27	49	4.0	...	3
49...	172	53	29	28	1	19	17	2	...	5	27	7500	6.9	25	53	4.4	...	5
50...	179	61	26	26	...	30	20	10	...	5	31	6000	6.1	25	50	5.4	...	8
51...	48	11	1	1	10	6	6500	7.3	4	1
52...	91	34	5	5	...	18	18	11	13	6000	6.5	17	64	5.2	...	2
53...	96	32	20	10	10	...	12	7	...	5.7	21	57	3.7	...	8
6.....	*3836	1180	859	849	10	318	306	12	...	3	804	8500	6.3	322	54	4.7	5	64
1...	19	6	6	6	...	4	5	10000	6.4	1
2...	30	11	7	7	...	4	4	8	9500	6.3	1
3...	69	20	15	15	...	4	4	1	15	9500	6.2	5	82	5.4
4...	*97	29	26	26	...	3	3	20	10500	7.1	8	71	4.5
5...	83	27	16	16	...	11	11	15	9500	6.2	11	65	4.3	...	2
7...	11	5	3	3	...	2	2	1	4
8...	36	11	10	10	...	1	1	8	9000	6.3	3	1
9...	50	18	10	10	...	8	8	12	8500	6.3	5	57	4.8
10...	119	36	21	21	...	15	15	26	8500	6.4	8	48	5.8	...	2
11...	120	41	34	34	...	7	7	36	9500	6.5	4
12...	105	32	28	27	1	4	4	20	8500	6.3	10	63	4.4	...	2
13...	86	28	18	18	...	10	10	25	7500	6.2	3
14...	94	30	23	23	...	7	7	18	7500	5.9	9	50	4.7	...	4
15...	56	17	12	12	...	5	5	8	9000	6.0	9	51	5.1	1	1
16...	158	44	27	27	...	17	16	1	25	7000	6.5	16	56	4.8	...	6
17...	76	26	19	18	1	7	7	12	8000	6.3	14	53	5.1	1	1
18...	35	18	17	17	...	1	1	1	15	54	3.5
19...	28	10	2	2	...	8	8	4	5	54	3.8	...	1
20...	9	2
21...	67	20	12	12	...	8	8	11	9500	6.7	9	50	4.3	...	3
22...	100	32	9	9	...	23	23	19	8000	6.9	12	56	4.8
23...	148	46	34	32	2	11	11	1	30	7500	6.3	14	47	3.9	...	4
24...	136	45	22	22	...	23	22	1	28	6500	6.4	13	47	4.4	...	1
25...	109	32	20	19	1	12	10	2	26	7000	6.4	5	50	5.0	...	1
26...	111	34	24	24	...	10	10	25	7000	6.3	8	60	5.3	...	3
27...	128	37	16	16	...	21	16	5	24	7500	5.6	9	46	5.0	...	3
28...	129	33	29	29	...	4	4	22	8500	6.4	10	48	4.7	...	5
29...	79	24	21	21	...	3	3	19	9500	6.5	5	59	5.0
30...	73	20	17	17	...	3	3	19	10000	6.4	1	1
31...	60	19	14	14	...	5	5	15	10000	5.9	3	1	1
32...	91	28	26	26	...	2	2	21	9500	6.4	5	79	5.0	...	2
33...	33	8	7	7	...	1	1	8	7000	6.3	1
34...	90	29	29	29	26	11000	6.3	2
35...	37	12	10	10	...	2	2	10	7000	6.2	2
36...	36	9	9	9	9	10500	6.1	2
37...	77	23	21	21	...	2	2	19	9000	6.3	4	2
38...	35	7	7	7	6	10500	6.8	1	1
39...	32	12	11	11	...	1	1	7	8500	6.4	4
40...	55	21	19	18	1	2	1	1	13	8500	6.2	7	61	5.0
41...	81	22	18	18	...	4	4	16	7500	6.5	6	64	5.3	...	1
42...	72	24	23	23	...	1	1	19	7000	6.1	4	3
43...	85	30	19	19	...	11	9	2	17	7500	6.2	11	47	3.9	...	1
44...	117	45	31	31	...	14	14	28	8000	6.1	13	46	4.7	...	2
45...	*242	68	42	42	...	25	25	1	43	9000	6.7	22	47	4.3	...	4
46...	*124	35	24	22	2	11	11	20	8000	6.3	12	48	5.0	2	2
47...	**47
48...	99	28	27	27	...	1	1	21	8500	6.4	6	58	5.3	...	1
49...	62	26	23	21	2	3	3	22	7500	5.6	3
7.....	*5531	1470	1281	1272	9	163	152	10	1	26	1260	12000	5.5	179	68	4.7	1	127
2...	66	18	18	17	1	16	13500	5.1	2	1
3...	30	8	8	8	7	13500	5.1	1	6
4...	140	36	34	34	...	2	2	34	13500	5.2	1	4
5...	130	37	37	37	34	12000	5.2	2	1
6...	79	23	23	22	1	21	12000	5.6	2	5
7...	187	54	54	54	50	11500	5.1	4	8
8...	214	61	59	59	...	2	2	56	11500	5.2	5	67	3.8	...	4
9...	340	103	95	94	1	8	7	1	93	11000	5.5	6	...	6.2	...	2
10...	70	21	16	16	...	5	5	16	10000	6.5	5	58	5.0	...	3
11...	60	16	11	11	...	5	5	12	10500	5.6	4	1
12...	75	23	23	23	23	12500	5.2	2
13...	71	19	13	13	...	6	5	1	18	9000	6.4	3	1
14...	38	12	12	10	2	9	...	5.0
15...	9	3
16...	2	2
17...	14	6	6	6	5	10000	5.4	1	1
18...	52	13	13	13	13	9000	6.5
19...	108	29	29	29	24	14000	6.0	4
20...	19	8	7	7	...	1	1	6	9500	5.2	1
21...	82	29	28	28	...	1	1	26	11000	5.2	2	1
22...	91	30	30	30	23	12000	5.6	7	52	5.6
23...	111	30	29	29	...	1	1	27	11000	5.3	2	1

City Block Characteristics

Table 2.—CHARACTERISTICS OF HOUSING UNITS, BY BLOCKS: 1960—Con.

["Total population" contains no persons in group quarters unless preceded by asterisk; one asterisk (*) denotes less than 10 percent; two asterisks (**), 10 percent or more]

Blocks within census tracts	Total population	All housing units by condition and plumbing								Occupied housing units									
		Sound					Deteriorating			Dilapidated	Owner occupied			Renter occupied			Occupied by non-white	1.01 or more persons per room	
		Total	With all plumbing facilities	Lacking some or all facilities	Total	With all plumbing facilities	Lacking some or all facilities	With flush toilet	No flush toilet		Total	Average value (dollars)	Average number of rooms	Total	Average contract rent (dollars)	Average number of rooms			
24...	139	37	35	35	...	2	2	35	11500	5.4	2	3
25...	57	19	18	18	...	1	1	18	12000	5.3	1
26...	52	17	17	17	16	10500	5.4	1
27...	21	8	8	8	7	13000	4.7	1
28...	31	9	9	9	9	12500	5.7
29...	50	14	12	12	...	2	2	12	13500	5.4	1	1
30...	43	10	10	10	9	13000	5.9	2
31...	65	14	14	14	12	13500	5.5	1	3
32...	42	9	9	9	9	14000	5.2	1
34...	38	9	9	9	7	10000	6.1	1	3
35...	30	7	7	7	7	10500	5.1	1
36...	62	19	19	19	3	16	113	4.5	2
37...	38	11	11	11	10	12500	4.9	1
38...	71	16	16	16	16	17000	5.0	4
39...	55	16	16	16	14	15000	5.1	1	3
40...	63	18	18	18	16	11000	5.1	2
41...	60	16	16	16	16	12000	4.8	3
42...	84	19	19	18	1	18	11000	5.6	1	3
43...	95	32	31	31	...	1	1	21	12500	5.7	11	104	4.6	2
44...	19	6	6	6	6	12000	5.3
45...	27	8	8	8	6	9500	5.3	2	1
46...	45	9	9	9	9	14500	5.8	1
47...	23	10	10	10	8	12000	5.5	2
48...	21	5	5	5	5	13000	6.8	1	1
49...	12	4
50...	27	9	9	7	2	7	10000	5.1	2	1
51...	22	6	6	6	6	18500	5.2	1
52...	40	9	9	9	9	12500	5.4	2
53...	71	21	21	21	21	13500	6.0	1
54...	38	10	9	9	...	1	1	9	10500	5.8	1	1
55...	92	27	26	26	...	1	1	23	10500	5.8	2	3
56...	54	15	15	15	14	10000	5.0	1	3
57...	72	20	20	20	18	14000	5.4	2	1
58...	99	26	21	21	...	4	4	19	11500	5.3	5	...	4.6	6
59...	57	18	18	18	17	11000	5.1	1	1
60...	95	24	22	22	...	2	...	2	20	13000	5.8	4	3
61...	**447	4
62...	105	34	31	31	...	3	3	33	12000	5.5	1	3
63...	113	31	29	29	...	2	2	27	11500	5.5	4	1
64...	94	26	20	20	...	6	6	23	12500	6.0	2	4
65...	59	18	18	18	15	12500	5.1	2	4
66...	69	18	14	14	...	4	18	11500	6.1	1
67...	42	10	10	10	10	13500	6.1	1
68...	60	16	14	14	...	2	2	14	17500	5.2	1	2
69...	148	49	23	23	...	26	24	2	38	11500	6.0	10	49	4.0	3
70...	68	22	9	9	...	10	8	1	1	3	15	12500	5.9	6	68	4.8
71...	41	12	7	7	...	3	3	8	12500	5.3	4
72...	13	3
73...	5	1
74...	28	8	1	1	7	5	...	6.0	2	2
75...	76	20	4	4	...	15	15	1	16	11000	6.6	4	1
76...	37	10	2	2	...	8	8	9	10500	6.7	1
77...	45	13	1	1	...	9	7	2	...	3	8	9500	6.6	4	3
78...	4	5	2	2	...	3	3	1
79...	75	26	22	22	...	4	4	20	11500	5.6	6	70	3.7
80...	104	36	10	10	...	17	17	9	25	8500	6.2	11	50	4.0	1
8.....	*6657	2182	1646	1619	27	441	392	49	...	95	1264	11000	6.0	789	46	4.8	2	...	123
1...	5	2
2...	44	14	14	14	12	12000	5.9	2
3...	115	29	29	28	1	28	10500	5.8	4
4...	107	37	36	34	2	1	1	31	12500	5.9	4	1
5...	76	23	23	23	21	10000	5.5	1	1
6...	43	18	18	18	17	12000	5.5	1
7...	**176	8	8	8	6	11000	6.8	2
8...	40	13	12	12	...	1	...	1	11	11000	6.0	2
9...	134	36	32	31	1	4	4	28	11500	5.9	6	61	4.8	4
10...	39	10	10	10	10	12000	5.5	2
11...	31	10	8	8	...	2	2	8	10000	5.8	2	1
12...	31	11	11	11	11	12000	5.5
13...	37	11	11	11	11	11000	5.6	1
14...	69	24	24	24	22	12500	5.1	2
15...	60	18	16	16	...	2	2	16	13000	5.3	1	2
16...	121	33	33	33	30	18500	5.2	1	6
17...	44	9	9	9	9	15000	6.4	2
18...	52	14	13	13	...	1	1	12	12500	5.8	2
19...	36	9	9	9	9	15000	5.8	1
20...	15	3
21...	2	1
22...	37	12	12	12	11	11500	5.2	1
23...	42	12	12	12	12	13500	5.3	1
24...	51	17	17	17	16	12000	5.8	1
25...	90	28	21	21	...	7	7	23	8500	5.6	4	3
26...	60	16	15	15	...	1	1	14	11500	5.4	2	2
27...	16	5	5	5	4	1
28...	63	19	16	16	...	3	3	17	11500	5.6	2
29...	94	26	22	22	...	3	3	1	23	10500	6.3	3

Table 2.—CHARACTERISTICS OF HOUSING UNITS, BY BLOCKS: 1960—Con.

["Total population" contains no persons in group quarters unless preceded by asterisk; one asterisk (*) denotes less than 10 percent; two asterisks (**), 10 percent or more]

Blocks within census tracts	Total population	All housing units by condition and plumbing									Occupied housing units									
		Sound					Deteriorating				Dilapidated	Owner occupied			Renter occupied			Occupied by non-white	1.01 or more persons per room	
		Total	Total	With all plumbing facilities	Lacking some or all facilities	Total	With all plumbing facilities	Lacking some or all facilities		Total		Average value (dollars)	Average number of rooms	Total	Average contract rent (dollars)	Average number of rooms				
								With flush toilet	No flush toilet											
30...	60	17	14	14	...	3	3	14	12000	6.0	3	1	
31...	75	22	21	21	...	1	1	18	11500	6.5	3	2	
32...	73	24	24	23	1	17	12500	5.8	7	74	4.4	2	
33...	125	34	32	32	...	2	2	34	13000	5.6	3	
34...	37	15	13	13	...	2	2	14	9000	5.5	1	
35...	45	16	11	11	...	5	5	15	9000	6.1	1	1	
36...	109	35	35	35	33	16000	5.3	2	
37...	49	17	17	17	17	19500	5.4	1	
38...	43	11	11	11	11	20000	5.5	
39...	167	48	47	46	1	1	1	31	12500	5.8	14	43	4.6	5	
40...	119	40	37	37	...	3	3	17	11000	6.7	22	45	4.6	3	
41...	59	24	19	19	...	5	5	14	9500	6.4	6	31	5.3	1	
42...	30	12	7	7	...	5	5	8	9500	5.6	4	
43...	55	26	7	7	...	11	10	1	11	8500	6.3	12	40	5.3	1	
44...	58	21	16	14	2	2	2	7	...	5.7	13	54	4.5	
45...	92	33	13	13	...	15	15	14	8500	6.3	16	48	4.8	3	
46...	83	27	11	9	2	13	11	2	9	11000	6.4	15	50	5.1	1	
47...	57	20	12	12	...	8	6	2	5	...	5.8	14	39	4.4	1	
48...	32	10	3	2	1	3	6	34	6.0	1	
52...	83	32	19	18	1	13	13	13	...	6.2	18	41	4.9	3	
53...	46	19	10	9	1	9	8	1	5	...	5.8	13	47	5.3	
54...	128	39	39	37	2	24	7500	6.1	14	42	5.3	1	...	3	
55...	79	36	36	36	21	7000	6.3	11	43	5.1	
56...	216	69	68	68	...	1	1	39	13500	5.8	29	46	5.0	3	
57...	38	11	11	11	11	18500	5.7	1	
58...	59	23	15	15	...	8	5	3	10	7500	6.9	9	44	5.3	1	
59...	102	43	31	31	...	12	12	22	8500	6.1	16	45	4.5	
60...	107	35	32	32	...	2	2	21	9000	6.7	10	45	4.9	1	
61...	94	42	27	27	...	15	14	1	15	7500	6.3	21	45	4.9	1	
62...	79	24	10	10	...	10	7	3	7	14	44	5.4	1	
63...	68	28	6	6	...	20	18	2	8	...	5.8	18	47	4.4	2	
64...	108	26	17	16	1	9	8	1	16	9500	6.1	10	41	5.4	3	
65...	113	43	17	17	...	23	21	2	8	...	6.3	31	39	4.9	
66...	*84	27	12	11	1	12	9	3	7	...	5.3	17	39	4.8	
67...	**74	21	16	16	...	3	3	8	...	6.0	11	39	4.9	1	
68...	70	26	18	18	...	8	7	1	12	9500	6.7	9	43	4.4	4	
69...	87	29	18	16	2	11	11	8	...	5.6	20	46	4.4	
70...	36	15	13	13	...	2	1	1	12	7500	5.9	2	2	
71...	106	36	20	20	...	16	16	18	8500	6.3	14	42	4.9	
72...	88	30	17	17	...	13	13	13	8500	6.3	15	49	4.4	4	
73...	99	31	28	28	...	3	3	23	8500	6.6	8	45	5.4	
74...	69	22	14	14	...	8	8	12	7500	6.2	9	44	4.8	
75...	87	28	25	25	...	3	3	18	10500	6.4	8	55	4.8	
76...	75	27	25	25	...	2	2	13	9500	6.6	14	46	5.4	
77...	60	23	23	23	14	10500	6.7	7	35	4.9	1	
78...	58	19	18	18	1	9	9000	6.4	8	50	5.6	
79...	*161	50	36	35	1	14	13	1	25	9500	6.3	23	41	4.8	4	
81...	54	23	15	15	...	7	6	1	10	...	5.5	12	42	5.1	
82...	59	18	10	9	1	8	7	1	7	7500	5.6	9	50	4.4	3	
85...	91	38	8	8	...	18	9	9	12	7000	5.1	25	41	4.1	5	
86...	17	4	
87...	41	26	11	11	...	14	13	1	1	5	...	6.4	17	39	4.5	4
88...	**93	25	9	7	2	12	12	4	5.6	16	61	4.2
89...	107	39	16	16	...	18	17	1	5	18	9500	6.8	19	45	4.5	2
90...	89	31	14	14	...	4	4	13	13	7500	5.5	15	38	5.1	3
91...	113	35	14	13	1	5	5	17	7000	6.0	15	37	4.5	2	
92...	*74	20	15	15	...	5	5	8	9000	6.4	12	61	4.9	1	
93...	65	25	24	24	...	1	1	13	8000	6.5	11	49	4.5	1	
94...	104	40	36	36	...	4	4	18	10000	7.0	17	53	5.0	1	
95...	61	29	26	26	...	3	3	6	...	4.8	21	46	3.9	
96...	40	18	18	16	2	6	...	7.0	12	48	4.4	1	
97...	38	15	15	13	2	6	...	6.0	7	47	4.7	
98...	3	2	1	
99...	36	20	1	1	...	19	9	10	1	19	44	3.9
9.....	*4523	1677	1313	1229	84	280	249	31	84	848	8500	6.2	677	47	4.8	1	64	
1...	101	35	7	7	...	15	15	13	5	...	5.8	21	43	5.3	...	5	
2...	257	96	51	44	7	24	20	4	29	9000	6.3	55	46	4.7	5	
3...	210	86	53	51	2	24	24	30	10500	7.9	44	49	4.8	5	
4...	280	99	59	51	8	30	29	1	10	44	8500	6.3	46	44	4.7	5
5...	232	78	49	49	...	23	22	1	32	7500	6.6	38	55	5.2	7	
6...	194	68	57	55	2	9	7	2	41	8500	6.4	23	49	5.1	3	
7...	*253	99	76	73	3	23	20	3	53	8000	6.1	36	47	4.6	
8...	102	44	44	43	1	20	7500	5.8	23	47	4.6	2	
9...	113	41	28	27	1	12	9	3	25	8500	6.2	12	42	4.1	
10...	120	43	40	40	...	3	1	2	24	8500	5.9	15	44	4.7	2	
11...	73	35	28	26	2	6	6	17	7500	6.2	15	46	4.3	
12...	103	40	40	36	4	16	8500	6.3	23	49	4.3	
13...	128	49	47	44	3	2	2	25	8000	6.4	19	55	5.2	
14...	128	49	45	44	1	4	4	23	8000	6.1	23	50	4.7	
15...	115	47	42	39	3	5	5	29	8000	6.4	15	48	5.1	
16...	115	49	38	34	4	2	2	21	8500	6.4	17	43	4.7	2	
17...	134	43	40	38	2	3	3	25	9500	5.8	17	44	4.6	
18...	111	41	41	39	2	27	12500	6.2	14	56	4.1	1	
19...	90	29	29	29	20	12500	6.3	9	59	4.9	
20...	104	31	31	31	16	9500	6.1	15	57	5.1	

City Block Characteristics

Table 2.—CHARACTERISTICS OF HOUSING UNITS, BY BLOCKS: 1960—Con.

["Total population" contains no persons in group quarters unless preceded by asterisk: one asterisk (*) denotes less than 10 percent; two asterisks (**), 10 percent or more]

Blocks within census tracts	Total population	All housing units by condition and plumbing										Occupied housing units						
		Sound				Deteriorating				Dilapidated	Owner occupied			Renter occupied			Occupied by non-white	1.01 or more persons per room
		Total	With all plumbing facilities	Lacking some or all facilities	Total	With all plumbing facilities	Lacking some or all facilities	With flush toilet	No flush toilet		Total	Average value (dollars)	Average number of rooms	Total	Average contract rent (dollars)	Average number of rooms		
21...	84	31	29	29	...	2	2	21	11500	6.2	9	52	5.4
22...	107	36	32	28	4	4	4	22	8500	6.3	14	43	4.6	...	1
23...	62	26	23	21	2	3	1	2	17	9000	6.1	5	40	5.2
24...	74	26	24	23	1	2	1	1	17	7500	6.6	5	54	5.8	1	1
25...	100	39	39	33	6	24	7000	5.9	11	39	5.1	...	1
26...	83	25	25	22	3	15	7500	7.1	10	35	4.7
27...	70	31	29	26	3	2	2	12	8000	6.8	15	38	4.4	...	1
28...	112	41	32	32	...	9	6	3	23	8500	6.0	12	35	5.0	...	1
29...	118	48	43	42	1	3	3	2	28	8000	5.5	17	43	4.6	...	2
30...	150	61	37	30	7	24	22	2	32	7000	5.5	19	48	4.6	...	2
31...	72	21	6	6	...	4	4	11	7	8500	7.6	10	45	5.3	...	4
32...	49	17	12	11	1	1	1	6	...	6.5	9	45	5.1	...	2
33...	108	41	24	21	3	15	14	1	...	2	23	8000	6.0	13	43	4.8	...	1
34...	123	50	30	29	1	20	17	3	23	8500	6.1	24	40	5.0	...	1
35...	80	31	29	26	3	2	...	2	16	8000	5.8	10	45	4.4	...	1
36...	83	28	23	20	3	3	3	2	18	7000	6.7	6	43	5.5	...	1
37...	34	14	14	14	9	9500	6.3	4
38...	51	18	17	16	1	1	1	13	11500	6.5	4	1
10.....	*3101	1185	660	537	123	467	323	142	2	58	294	9000	6.2	685	48	3.9	15	102
1....	31	16	16	5	11	2	11	53	2.7	1	2
2....	70	30	28	26	2	1	1	1	13	9500	6.4	11	53	4.6	...	2
3....	106	36	36	35	1	10	12500	6.3	24	60	4.5	1	3
4....	3	2
5....	169	68	33	31	2	28	21	7	...	7	20	7000	5.9	37	54	3.8	...	8
6....	*130	54	45	32	13	9	5	4	16	13000	7.1	30	53	4.6	...	2
7....	127	57	37	31	6	18	15	3	...	2	13	10000	7.5	27	43	4.7	...	4
8....	108	38	33	27	6	4	3	1	...	1	13	8500	5.8	22	46	4.6	1	4
9....	100	52	50	36	14	1	1	1	12	10000	6.7	28	46	3.9	...	1
10....	52	24	19	17	2	5	4	1	6	...	5.0	11	58	3.8	...	2
11....	49	24	21	17	4	2	2	1	10	10500	7.4	11	47	3.8	...	1
12....	40	16	10	8	2	5	5	7	...	5.4	6	42	6.2
13....	135	34	8	7	1	17	17	9	4	28	57	4.7	2	6
14....	64	28	18	17	1	10	6	4	10	9500	7.4	14	44	4.2	1	1
15....	57	32	20	19	1	12	10	2	6	13000	7.8	12	52	3.8	1	1
16....	41	19	9	8	1	10	5	5	6	...	7.3	7	50	2.9	...	3
17....	1
18....	48	30	24	13	11	6	1	5	8	...	5.4	13	45	3.0	...	2
19....	72	31	15	15	...	16	8	8	7	...	7.1	19	58	3.3	...	5
20....	135	42	29	26	3	12	12	1	15	6500	5.8	26	49	4.6	...	3
21....	82	30	18	13	5	12	11	1	11	6500	5.6	15	47	4.7	1	3
23....	134	49	17	14	3	28	27	...	1	4	12	6500	5.3	26	34	4.7	...	8
25....	76	41	31	21	10	10	5	5	9	10000	5.6	24	52	4.3	...	1
26....	98	41	10	7	3	31	26	5	13	6500	6.1	18	51	4.2	...	5
27....	102	45	11	8	3	34	16	17	...	1	6	...	5.2	34	49	3.0	...	9
28....	**93	23	2	2	...	21	13	8	3	17	46	4.2	...	2
29....	101	45	6	6	...	39	34	5	8	...	6.1	25	47	5.0	...	5
30....	127	49	7	7	...	42	40	2	10	8000	6.0	28	54	4.6	...	5
32....	18	2
33....	96	30	24	21	3	6	6	12	8000	5.5	16	51	5.1	3	2
34....	**12	1
35....	*105	29	17	17	...	12	2	10	5	...	5.8	22	42	3.8	...	5
36....	11	1	1	1	...	4	3	1	4	1
37....	**50	5	2	2	...	3	3	2	3
38....	84	53	9	9	...	15	1	14	...	29	4	45	44	1.8	4	5
39....	32	17	12	10	2	5	3	2	5	10000	7.2	10	40	3.7	...	1
40....	72	36	31	19	12	5	2	3	9	8000	5.9	19	41	3.7	...	1
42....	**19	1
43....	5	4
44....	**56	5	2	2	...	3	3	2	2
45....	**78	35	2	1	1	32	4	28	...	1	31	37	2.5	1	6
46....	**112	4
47....	...	1
11.....	*4057	1530	1071	1022	49	331	286	45	...	128	551	7500	6.2	827	57	4.2	45	112
1....	80	26	23	22	1	3	3	15	5000	5.9	11	60	4.7	1	1
2....	39	13	9	9	...	4	3	1	10	7000	6.1	3	3
3....	28	14	4	4	...	10	9	1	8	...	5.6	4	1	1
4....	11	5	5	5	4
5....	15	6	6	5	1	2	4
6....	12	3
9....	2	1
10....	125	43	26	23	3	16	14	2	...	1	20	5500	5.9	14	36	4.1	5	8
11....	33	14	11	10	1	1	1	2	6	...	6.0	6	49	6.2	1	...
12....	105	32	30	30	...	2	2	23	8500	6.2	6	54	4.0	...	4
13....	17	4
14....	44	14	11	9	2	3	3	6	...	5.7	5	...	5.2	...	2
15....	135	35	16	15	1	19	19	16	6500	6.2	18	49	5.3	...	2
16....	...	1
17....	32	12	6	6	4	2	5.8	5	38	4.4	...	2
18....	*119	51	45	39	6	6	2	4	18	6000	6.6	29	43	4.6	1	1
21....	3	4
22....	45	19	12	6	6	6	6	1	4	13	49	3.5	...	2
23....	1	2
24....	50	20	20	18	2	6	...	5.3	13	48	4.0	2	2
26....	100	34	29	29	...	5	5	17	7000	6.3	13	57	4.6	...	3

Table 2.—CHARACTERISTICS OF HOUSING UNITS, BY BLOCKS: 1960—Con.

["Total population" contains no persons in group quarters unless preceded by asterisk: one asterisk (*) denotes less than 10 percent; two asterisks (**), 10 percent or more]

Blocks with census tracts	Total population	All housing units by condition and plumbing										Occupied housing units						
		Total	Sound			Deteriorating			Dilapidated	Owner occupied			Renter occupied			Occupied by non-white	1.01 or more persons per room	
			Total	With all plumbing facilities	Lacking some or all facilities	Total	With all plumbing facilities	Lacking some or all facilities		With flush toilet	No flush toilet	Total	Average value (dollars)	Average number of rooms	Total			Average contract rent (dollars)
27...	122	44	28	28	...	16	13	3	26	6500	5.7	16	57	4.6	...	4
28...	153	56	45	42	3	11	11	30	6000	6.3	21	49	4.6	...	2	
29...	141	52	40	40	...	12	11	1	...	27	7500	6.5	21	56	5.0	...	2	
30...	115	42	32	31	1	10	6	4	...	17	6500	6.2	19	53	4.3	...	4	
31...	49	24	24	24	9	...	5.9	13	52	3.6	...	1	
32...	45	19	18	16	2	1	...	1	...	6	...	6.5	12	51	4.0	...	2	
33...	77	29	25	25	...	4	4	8	...	6.0	21	60	4.3	...	1	
34...	76	23	23	23	17	8500	6.3	5	44	4.8	...	3	
35...	35	12	2	2	...	6	6	3	6	38	5.2	...	3	
36...	**20	13	3	3	...	1	1	4	4	1	
40...	4	4	
41...	58	16	1	1	...	8	4	4	...	7	5500	6.4	6	37	3.8	...	2	
42...	74	27	27	27	15	9500	6.3	11	73	4.0	
43...	46	18	14	13	1	4	4	7	...	6.4	10	64	3.9	...	1	
44...	81	24	15	15	...	1	1	8	16	68	4.5	...	5	
45...	32	20	16	16	...	3	3	7	8000	7.1	9	48	3.7	
46...	68	20	14	14	...	3	3	4	15	69	5.1	...	4	
47...	132	43	29	29	...	14	14	25	7000	6.7	16	51	4.9	...	2	
48...	148	45	30	30	...	15	15	23	7500	5.9	19	56	4.7	...	5	
49...	131	55	50	48	2	4	2	2	...	14	7500	5.6	37	69	3.8	...	4	
50...	106	42	39	39	...	3	3	17	8000	5.7	24	54	4.1	...	2	
51...	67	32	28	28	...	4	4	10	10500	6.4	20	64	4.0	
52...	61	21	21	21	6	...	6.8	14	61	3.9	
53...	51	21	21	21	7	...	6.1	12	65	4.1	
54...	75	26	20	20	...	3	3	2	19	50	4.4	...	2	
55...	80	36	27	25	2	7	5	2	...	8	12500	7.6	22	52	4.0	...	1	
56...	**144	55	11	6	5	19	9	10	...	25	9	6.2	37	55	2.8	16	6	
57...	8	6	4	4	2	4	1	
58...	88	33	16	16	17	6	6.7	25	68	4.7	...	2	
59...	88	27	4	4	...	10	10	13	6	6.5	20	61	4.4	...	6	
60...	58	26	2	2	...	7	7	17	8	6.5	14	49	3.6	...	1	
61...	78	38	17	14	3	15	15	7	8	4.6	27	80	3.3	...	2	
62...	126	64	56	56	...	8	6	2	...	11	...	5.9	46	59	4.2	...	1	
63...	111	46	44	42	2	1	1	1	13	8000	6.2	30	60	3.8	...	2
64...	*195	68	45	43	2	20	20	15	...	6.1	51	60	3.9	...	8	
65...	**118	49	33	31	2	15	12	3	...	3	7	7.3	30	56	3.8	...	2	
12...	*5526	1935	1386	1332	54	491	445	46	...	58	1077	9000	6.2	723	55	4.4	18	102
1...	82	23	23	23	20	10500	6.7	3	2	
2...	47	17	17	17	14	11500	6.1	2	
3...	75	25	25	25	20	9000	6.4	5	58	4.6	...	2	
4...	10	3	
5...	22	8	5	5	3	8	6000	5.5	5	
6...	57	17	17	17	12	8500	5.5	4	3	
7...	111	36	15	14	1	21	19	2	...	30	9000	5.8	5	65	4.4	...	1	
8...	136	38	12	12	...	21	20	1	...	5	25	7500	6.1	13	47	3.9	...	4
9...	89	25	2	2	...	22	19	3	...	20	6500	6.6	4	1	
10...	112	28	5	5	...	21	21	2	24	8000	6.4	4	5
11...	63	19	7	7	...	11	11	1	14	10000	5.7	4	1
12...	37	10	10	10	10	8	15000	5.0	2	2
13...	107	32	29	29	...	3	3	25	10000	6.2	6	45	4.5	...	1
14...	116	30	30	30	23	10000	6.1	7	62	4.4	...	5
15...	83	23	8	8	...	15	15	22	10000	6.1	1	1
16...	41	13	13	13	7	8000	6.1	4	38	4.2
17...	70	21	1	1	...	16	16	4	15	6500	5.5	6	37	5.2	...	2
18...	110	28	18	17	1	10	9	1	...	19	7500	6.1	9	54	4.1	...	7	
19...	129	35	23	23	...	11	11	1	25	8000	7.0	8	56	4.1	...	3
20...	101	32	24	24	...	8	7	1	20	8500	6.5	11	45	4.9	...	1
21...	83	22	4	4	...	18	17	1	...	16	8500	7.1	6	62	5.3	...	1	
22...	*128	42	35	35	...	7	7	29	10000	6.0	12	58	4.8	...	2	
23...	87	24	17	17	...	7	7	21	7500	6.3	3
24...	59	17	17	17	15	9500	6.7	2	
25...	133	42	36	35	1	6	4	2	...	34	10000	6.6	7	53	4.6	...	1	
26...	181	60	47	47	...	13	12	1	...	41	10000	6.0	15	59	4.9	
27...	90	21	9	9	...	2	2	10	9	12000	6.4	11	52	6.1	...	3
28...	74	26	19	19	...	2	2	2	16	11000	5.6	5	...	5.4	...	1
29...	166	56	31	30	1	25	17	8	...	35	9500	6.1	15	33	4.4	...	2	
30...	143	48	37	37	...	8	6	2	...	4	32	9500	6.2	11	43	5.2	...	4
31...	40	19	14	14	...	1	1	10	8000	5.9	6	47	4.7	
32...	88	32	18	18	...	9	9	5	11	9000	7.1	19	56	5.0
33...	71	28	23	21	2	5	5	14	8500	6.3	10	49	4.5
34...	189	51	35	34	1	16	16	25	7500	6.5	24	47	5.6	...	5
35...	108	39	38	37	1	1	1	17	7000	6.1	17	49	4.4	...	3
36...	149	49	41	37	4	8	6	2	30	6500	6.2	17	48	4.7	...	1
37...	197	81	81	77	4	31	8000	6.1	39	53	4.4	...	4
38...	256	70	32	32	...	37	35	2	...	1	34	7000	6.1	31	53	4.9	...	7
39...	67	25	22	22	...	3	3	22	8500	6.1	2
40...	29	11	7	7	...	4	4	9	8000	5.8	2
41...	42	13	11	11	...	2	2	13	7500	6.8
42...	112	42	33	31	2	8	8	1	26	7500	6.2	14	43	4.9	...	1
43...	99	43	35	34	1	5	5	16	12000	6.6	24	54	4.3
44...	86	34	29	28	1	5	5	18	8000	6.3	11	49	3.6	...	2
45...	*128	46	39	34	5	7	7	1	17	8000	5.6	26	60	4.2	...	3
46...	117	61	45	43	2	16	16	22	8500	6.1	28	54	4.1	...	2
47...	110	55	38	31	7	17	15	2	15	10000	5.5	38	71	3.4
48...	164	66	49	46	3	16	15	1	23	10000	6.5	38	75	4.1	...	4
49...	94	47	41	40	1	6	1	5	8	...	5.8	38	57	3.7

City Block Characteristics

Table 2.—CHARACTERISTICS OF HOUSING UNITS, BY BLOCKS: 1960—Con.

["Total population" contains no persons in group quarters unless preceded by asterisk; one asterisk (*) denotes less than 10 percent; two asterisks (**), 10 percent or more]

Blocks within census tracts	Total population	All housing units by condition and plumbing									Occupied housing units							
		Sound				Deteriorating				Dilapidated	Owner occupied			Renter occupied			Occupied by non-white	1.01 or more persons per room
		Total	Total	With all plumbing facilities	Lacking some or all facilities	Total	With all plumbing facilities	Lacking some or all facilities			Total	Average value (dollars)	Average number of rooms	Total	Average contract rent (dollars)	Average number of rooms		
								With flush toilet	No flush toilet									
51...	149	82	57	51	6	25	17	8	23	13500	5.9	51	61	3.7	...	1
52...	131	66	55	52	3	11	11	18	8000	7.0	41	58	4.0	1	...
53...	103	48	42	40	2	6	6	22	7000	6.3	17	55	4.1	...	1
54...	60	27	23	23	...	4	4	14	7500	5.6	10	46	4.5
55...	108	44	30	26	4	8	7	1	...	6	18	10500	6.2	17	65	4.2	...	5
56...	87	37	22	21	1	8	8	7	21	8500	6.7	14	27	4.4
13.....	*5331	1640	1614	1606	8	25	25	1	1295	16000	6.2	295	65	4.9	...	74
1...	62	16	16	16	16	15500	5.4	2
2...	76	21	21	21	21	14500	5.4	1
3...	58	20	20	20	17	17000	5.5	1
4...	47	12	12	12	11	22000	5.2	1	1
5...	59	18	18	18	18	23000	5.4
6...	64	25	25	25	22	21000	5.8	1
7...	57	17	17	17	14	19000	5.6	2
8...	6	2
9...	104	28	28	28	26	14500	6.3	2	2
10...	**216	62	60	60	...	2	2	47	17000	6.5	12	59	5.1	...	1
11...	88	33	31	30	1	2	2	19	10500	6.3	12	57	5.3
12...	69	21	20	19	1	1	1	19	10000	6.2	2
13...	136	42	38	38	...	4	4	30	9500	6.6	12	59	5.3	...	3
14...	153	44	43	43	...	1	1	25	9000	6.0	14	53	5.4	...	5
15...	117	30	30	30	23	9500	6.5	7	61	4.4	...	2
16...	97	28	27	27	...	1	1	18	12500	6.7	9	68	5.2
17...	71	22	18	18	...	4	4	14	12000	5.9	8	43	4.1	...	5
18...	73	20	19	19	...	1	1	18	10000	6.1	2	3
19...	128	41	38	38	...	3	3	30	10500	6.0	10	49	4.7	...	1
20...	119	44	44	44	23	9500	6.3	20	59	4.7	...	1
21...	61	27	27	25	2	8	11000	6.0	17	59	3.6
22...	76	24	24	24	15	10000	6.2	9	62	5.3
23...	64	29	29	29	15	10500	5.6	11	47	4.0
26...	**131	38	38	36	2	31	19500	5.9	7	76	4.3	...	1
27...	99	28	28	28	28	23000	6.4
28...	98	31	30	30	26	18500	5.4	1	4
29...	83	26	26	26	1	22	18000	6.4	2	2
30...	81	31	31	31	29	16500	6.3	1	2
31...	118	31	31	31	28	16500	7.1	3	1
32...	17	5	5	5	4	1
33...	28	8	8	8	6	13500	6.0	2
34...	38	11	11	11	8	13500	6.3	3
35...	48	14	14	14	12	13500	6.3	2
36...	223	63	61	61	...	2	2	53	10500	6.8	9	70	5.0	...	2
37...	43	12	12	12	10	19500	6.8	2
38...	70	27	27	27	13	12500	6.7	13	65	5.3
39...	115	39	39	39	30	13500	7.1	9	255	5.7
41...	132	46	45	45	...	1	1	19	10000	5.9	22	54	4.6	...	4
42...	128	38	37	37	...	1	1	23	10500	6.7	15	60	5.1	...	3
43...	65	21	21	21	13	12000	6.7	8	70	5.5
44...	32	19	19	19	11	12000	6.0	7	58	3.6
45...	41	12	12	12	11	13500	6.3	1	1
46...	40	14	14	14	9	11500	6.6	5	71	5.2
47...	40	11	11	11	11	11000	6.8
48...	92	29	29	29	27	13000	6.3	2	2
49...	61	19	19	19	18	14500	5.7	1
50...	85	26	26	26	22	14500	6.0	4	2
51...	53	16	16	16	14	12500	6.1	2
52...	71	17	17	15	2	14	11000	6.6	3	3
53...	128	48	47	47	...	1	1	33	13000	6.4	12	65	5.2	...	1
54...	196	46	46	46	43	12500	7.0	3	3
57...	15	5	5	5	5	16000	6.2
59...	41	16	16	16	15	15000	7.2	1
60...	45	13	13	13	11	17500	6.5	2
61...	38	11	11	11	10	22000	6.4	2
62...	59	19	19	19	18	24000	5.9
63...	30	10	10	10	10	22000	5.9	1
64...	97	32	32	32	31	22000	5.5	1
65...	186	48	48	48	46	19500	5.5	6
66...	125	34	34	34	33	22000	5.6	1	2
67...	98	26	26	26	26	26000	6.1
68...	196	60	60	60	57	24000	5.9	1	2
69...	46	14	13	13	...	1	1	14	23000	6.2
14.....	*6701	2260	1479	1434	45	682	541	141	...	99	1178	9500	6.1	930	49	4.4	9	184
1...	6
2...	29	20	3	3	...	17	8	9	6	6000	5.8	9	29	3.6	...	1
3...	57	21	3	3	...	18	18	7	12000	4.4	14	61	3.3	...	3
4...	73	28	6	6	...	22	22	12	6000	6.0	14	55	4.3	1	2
5...	72	27	13	13	...	14	14	11	8000	6.5	14	54	4.6	1	1
6...	67	26	15	15	...	11	8	3	12	7000	6.3	13	35	4.8	...	1
7...	155	57	31	31	...	26	26	36	9000	6.6	18	49	4.9	...	2
8...	61	19	4	4	...	15	15	12	8500	6.3	6	47	4.3	...	2
9...	65	19	9	9	...	8	8	2	17	9000	7.6	1	1
10...	52	22	10	10	...	8	8	4	8	11500	6.6	9	51	5.4
11...	183	61	21	21	...	30	30	10	31	9500	6.3	24	37	4.7	...	3
12...	102	34	5	4	1	29	27	2	10	7500	5.8	23	45	4.6	1	5
13...	54	24	12	10	2	12	12	12	6500	5.8	8	46	4.6	...	1

Table 2.—CHARACTERISTICS OF HOUSING UNITS, BY BLOCKS: 1960—Con.

["Total population" contains no persons in group quarters unless preceded by asterisk (*) denotes less than 10 percent; two asterisks (**), 10 percent or more]

Blocks within census tracts	Total population	All housing units by condition and plumbing								Occupied housing units							
		Total	Sound			Deteriorating			Dilapidated	Owner occupied			Renter occupied			Occupied by non-white	1.01 or more persons per room
			Total	With all plumbing facilities	Lacking some or all facilities	Total	With all plumbing facilities	Lacking some or all facilities		Total	Average value (dollars)	Average number of rooms	Total	Average contract rent (dollars)	Average number of rooms		
14...	75	30	13	10	3	17	13	4	...	9	8000	5.4	19	55	3.7	...	3
15...	64	33	10	5	5	23	13	10	...	9	8000	6.0	23	52	3.3	3	3
16...	117	33	4	4	...	13	7	6	16	9	7000	5.7	18	48	4.0	2	11
17...	58	27	8	8	...	15	14	1	4	9	5500	4.6	17	44	4.2	...	1
18...	48	24	3	3	...	18	15	3	3	9	6000	6.4	9	40	5.0
19...	58	26	13	13	...	13	11	2	...	9	9000	5.6	14	50	4.5	...	1
20...	78	24	19	19	...	5	5	15	8500	5.5	9	61	4.7	...	2
21...	57	18	14	14	...	4	4	12	7500	6.1	6	58	4.8	...	3
22...	94	36	15	15	...	11	11	...	10	22	8500	5.3	8	46	4.5	...	3
23...	54	17	7	7	...	8	8	...	2	10	6000	6.0	5	61	5.2	...	1
24...	73	27	15	15	...	10	10	...	2	8	8500	6.8	18	53	4.6	...	1
25...	103	27	19	19	...	3	3	...	5	20	13000	6.3	4	5	4
26...	153	44	43	43	...	1	1	42	12000	6.1	2
27...	52	19	19	19	9	10000	6.6	9	76	4.8
28...	84	26	13	13	...	7	7	...	6	14	8000	5.7	11	48	4.7
29...	109	28	3	3	...	6	5	1	19	8	10000	7.3	17	39	4.6	...	6
30...	84	32	24	24	...	6	6	...	2	13	9000	5.6	19	44	4.9	...	1
31...	65	17	7	7	...	2	2	...	8	10	7500	6.5	5	50	5.2	...	3
32...	81	20	1	1	...	19	19	5	...	6.0	14	50	5.6	...	2
33...	89	30	6	6	...	24	18	6	...	12	7000	7.5	17	54	3.6	...	6
34...	87	28	21	21	...	7	7	12	8500	5.9	14	53	4.8	...	2
35...	73	26	24	24	...	2	2	...	1	10	8000	6.5	15	53	4.2	...	4
36...	67	18	10	10	...	7	2	5	...	2	14	53	5.0	...	4
37...	123	41	41	41	40	13000	5.0	1	4	1
38...	69	23	23	23	20	15000	5.6	3	2	7
39...	74	25	25	25	22	13500	5.6	2	2	3
40...	155	42	42	42	40	12000	5.3	2	7	3
41...	75	24	18	18	...	6	6	13	9000	6.7	9	44	5.0	...	2
42...	57	19	19	18	1	...	11	...	6.1	7	45	6.0	...	2
43...	61	16	2	2	...	12	12	...	2	10	7500	7.2	6	55	4.7	...	2
45...	57	18	1	1	...	17	13	4	...	9	7500	6.6	8	53	4.3	...	2
47...	51	17	17	14	3	...	6	5000	6.3	9	52	4.4	...	3
48...	85	24	1	1	...	23	17	6	...	10	7500	6.3	12	50	4.3	...	4
49...	68	30	6	6	...	24	21	3	...	12	10500	6.2	16	50	3.9	...	2
50...	48	14	2	2	...	12	12	11	7500	6.4	1	2	2
51...	37	23	22	21	1	1	7	...	5.9	13	36	4.5	...	3
52...	81	21	13	12	1	8	3	5	...	9	7000	5.7	12	44	4.8	...	3
53...	50	16	14	14	...	2	1	1	...	9	10500	5.8	6	51	4.0	...	2
54...	57	17	14	14	...	1	2	8	7500	6.3	8	42	5.0	...	1
55...	62	18	18	18	16	14000	5.3	2	1
56...	49	16	16	16	13	13500	5.5	3	2
57...	41	10	8	8	...	2	2	6	13500	5.7	4	1
59...	46	16	15	15	...	1	1	15	13000	6.5	1	1
60...	61	18	18	18	15	10000	6.2	3	3
61...	110	33	32	31	1	1	1	21	11500	5.8	11	48	4.8	...	3
62...	35	11	11	11	7	8000	5.9	4	1
63...	74	27	27	27	14	8500	6.1	11	46	4.3	...	3
64...	52	20	19	19	...	1	1	8	8000	6.4	12	57	4.4
65...	66	25	25	23	2	9	8000	6.4	14	46	5.1
66...	132	57	46	41	5	11	5	6	...	14	8000	6.2	34	44	4.0	1	2
67...	125	47	35	34	1	12	3	9	...	18	7000	6.7	22	48	4.7	...	2
68...	180	68	33	33	...	35	12	23	...	15	6500	6.0	45	48	3.4	...	10
69...	88	47	11	10	1	36	13	23	...	9	6000	5.9	30	46	2.8	...	3
70...	82	30	30	26	4	15	7000	5.5	13	54	4.5	...	2
71...	75	17	16	16	...	1	1	3	14	46	5.1	...	3
72...	62	21	20	20	...	1	1	10	6500	6.9	8	45	5.4	...	1
73...	40	11	10	10	...	1	...	1	...	5	10500	6.0	6	61	5.2	...	1
74...	105	31	29	29	...	2	2	18	8500	6.4	12	44	4.5	...	2
75...	99	35	33	31	2	2	1	1	...	25	11500	5.9	9	58	4.6	...	2
76...	70	20	20	16	4	16	12500	6.2	4	2
77...	66	19	19	19	17	12500	6.8	2	4
78...	135	37	37	37	22	11000	6.5	14	49	4.5	...	1
79...	91	35	35	34	1	24	9000	6.5	9	41	4.2	...	2
80...	80	23	23	22	1	15	8000	6.4	8	48	5.0	...	3
81...	79	26	26	22	4	13	6000	6.3	13	48	3.9	...	1
82...	78	23	23	23	13	7500	6.3	8	57	5.1	...	3
83...	80	27	23	23	...	4	2	2	...	11	7500	6.3	15	50	4.4	...	1
84...	53	17	17	16	1	10	9000	7.4	7	66	4.9	...	1
85...	86	27	27	24	3	16	7500	6.4	9	56	5.0	...	2
86...	69	22	22	22	17	6500	6.6	4	1
87...	46	17	17	17	10	8000	6.5	4	1
88...	127	41	41	40	1	27	7500	6.5	13	46	5.3	...	1
89...	92	25	25	24	1	21	9500	6.3	4
90...	**18	1
15.....	**3308	1035	658	637	21	322	286	36	55	583	8500	6.3	354	50	4.2	10	108
1....	2	1	1
3....	13	6	3	3	...	2	1	1	...	1	3	12
4....	92	27	2	2	...	25	25	22	64	3.3
5....	9	2
7....	46	19	15	14	1	3	2	1	...	7	6500	7.1	10	53	3.7	...	2
8....	95	44	35	35	13	...	5.9	20	53	3.4	...	3
13....	**86	30	16	11	5	14	6	8	...	8	...	7.8	19	45	3.1	...	2
14....	110	52	11	9	2	41	33	8	...	7	9000	6.4	31	52	3.5	3	9
16....	50	29	3	3	...	17	12	5	...	9	17	55	3.9	...	2
24....	155	48	16	16	...	22	21	1	10	20	6000	6.1	24	50	4.5	2	7

City Block Characteristics

Table 2.—CHARACTERISTICS OF HOUSING UNITS, BY BLOCKS: 1960—Con.

["Total population" contains no persons in group quarters unless preceded by asterisk: one asterisk (*) denotes less than 10 percent; two asterisks (**), 10 percent or more]

Blocks within census tracts	Total population	All housing units by condition and plumbing									Occupied housing units							
		Total	Sound			Deteriorating			Dilapidated	Owner occupied			Renter occupied			Occupied by non-white	1.01 or more persons per room	
			Total	With all plumbing facilities	Lacking some or all facilities	Total	With all plumbing facilities	Lacking some or all facilities		Total	Average value (dollars)	Average number of rooms	Total	Average contract rent (dollars)	Average number of rooms			
								With flush toilet										No flush toilet
25...	161	57	22	22	...	35	29	6	27	6500	6.5	27	49	4.0	1	5
26...	182	49	20	18	2	29	26	3	19	7500	7.1	27	50	4.4	1	7
27...	36	18	10	10	...	2	2	6	8	...	6.1	5	35	4.4	...	3
28...	111	30	27	27	...	3	3	18	8000	6.6	10	56	4.6	...	3
29...	48	12	11	11	...	1	1	10	10000	6.7	2	1
30...	122	35	28	28	...	6	5	1	...	1	24	8000	6.1	7	59	5.6	...	4
31...	98	29	22	22	...	7	6	1	19	8500	6.4	9	51	5.4	...	1
32...	99	36	29	25	4	5	5	2	25	7000	6.2	9	48	5.0	...	3
33...	100	26	26	26	26	13500	5.2	3
34...	152	39	37	37	...	2	2	36	12500	5.1	3	6
35...	173	40	40	40	36	11500	6.2	4	6
36...	106	29	29	29	27	11500	6.1	1	1
37...	89	28	26	26	...	2	2	26	11000	6.9	2
38...	128	31	31	31	27	10500	6.3	3	5
39...	10	4
40...	21	7	7	7	3	3	2
41...	36	9	8	8	...	1	...	1	7	8500	6.4	2
42...	102	29	12	12	...	11	11	6	20	6500	5.9	8	44	5.3	1	3
43...	173	50	27	27	...	18	18	5	31	7500	6.7	15	41	4.5	...	4
44...	114	34	32	32	...	2	2	30	7000	6.8	3	2
45...	127	42	41	38	3	1	1	28	6500	6.4	10	63	3.9	...	2
46...	139	45	32	29	3	12	12	1	23	6000	5.9	18	42	4.8	1	4
47...	29	10	7	7	...	3	3	8	5000	6.8	1
48...	135	44	12	12	...	28	28	4	15	6500	7.3	25	48	5.0	...	2
53...	30	11	7	7	4	4	4	1
54...	74	23	11	10	1	9	9	3	17	6000	6.5	6	54	3.8	...	2
55...	55	10	3	3	...	7	7	8	4500	6.0	2	2
16.....	**1478	1030	711	292	419	220	100	120	...	99	52	15500	5.2	806	47	2.0	41	28
1.....	**100	31	2	2	...	22	15	7	...	7	8	...	7.6	20	53	4.7	...	1
4.....	97	67	13	4	9	26	10	16	...	28	3	53	44	2.4	17	3
5.....	11	8	1	1	...	7	3	4	1	4	1
6.....	3	4
7.....	6	4
11.....	56	40	14	13	1	2	...	2	...	24	2	34	44	2.3	...	2
12.....	29	27	14	2	12	1	...	1	...	12	1	26	48	1.3	1	...
13.....	6	4
14.....	30	29	6	1	5	2	1	1	...	21	3	21	63	1.6	1	1
15.....	26	20	5	5	...	10	6	4	...	5	1	8	49	6.3	1	...
16.....	**179	71	71	35	36	2	48	61	1.9	3	4
17.....	*35	24	11	9	2	13	4	9	2	20	48	3.2
18.....	**107	55	20	16	4	33	18	15	...	2	15	...	4.0	31	49	3.2	...	3
20.....	3	4
23.....	2	4
29.....	**45	13	13	8	5	13	102	1.6
30.....	30	21	21	1	20	17	32	1.3	3	2
35.....	102	87	19	9	10	68	42	26	3	60	48	2.6	...	2
39.....	33	28	28	...	28	28	33	1.3	...	1
40.....	103	119	119	30	89	99	41	1.1	3	2
44.....	5	4
47.....	3	2
56.....	9	8	8	1	7	1	7	36	1.6	7	1
57.....	**14	2
58.....	**32
61.....	10	8	8	5	3	6
62.....	2	2
63.....	**79	77	77	20	57	64	41	1.2	1	1
64.....	**31	18	18	...	18	17	36	1.6	1	...
65.....	80	89	89	24	65	74	42	1.2	2	1
66.....	49	48	48	13	35	44	39	1.5	1	...
67.....	52	42	39	31	8	3	...	3	1	37	45	2.8	...	1
68.....	115	70	70	51	19	7	11500	4.3	54	60	3.4	...	1
17.....	*3369	1647	1586	1481	105	61	50	11	372	13000	6.4	1139	71	3.5	4	38
1.....	109	40	40	40	25	9500	6.8	13	63	3.8
2.....	135	52	52	52	19	10500	6.0	31	49	4.0	...	2
3.....	**198	77	71	65	6	6	6	30	12000	7.1	46	66	3.7
4.....	147	75	70	70	5	5	5	19	13500	6.7	44	74	3.7	...	4
5.....	102	62	53	50	3	9	9	5.8	46	66	3.4	1	1
6.....	42	38	35	28	7	3	2	1	2	30	63	3.1
7.....	83	46	46	42	4	8	17000	5.9	35	73	3.4	...	3
8.....	74	40	39	35	4	1	1	9	...	5.2	27	66	3.0
9.....	56	25	25	25	11	11000	6.7	14	60	4.1	...	1
10.....	103	66	66	55	11	7	...	5.4	54	58	3.4	...	1
11.....	**82	43	43	38	5	4	34	62	3.1
12.....	89	46	45	39	6	1	1	3	37	55	3.6	1	2
13.....	85	44	44	42	2	10	...	5.1	33	76	3.7	...	1
14.....	19	12	12	12	1	11	70	3.1
15.....	113	62	49	42	7	13	4	9	7	...	6.0	52	90	2.4	...	6
16.....	*74	42	42	35	7	2	29	61	2.9	...	1
17.....	213	122	115	93	22	7	6	1	23	10500	5.4	87	60	3.2	...	4
18.....	*284	132	132	126	6	35	15000	7.1	92	80	3.5	1	3
19.....	56	23	23	23	10	10000	7.0	13	60	3.8
20.....	73	32	32	32	17	10500	6.4	13	72	4.7
21.....	102	51	51	47	4	16	12000	6.5	31	68	4.1	...	1
22.....	88	36	35	35	...	1	1	15	14500	6.9	19	73	5.0

Table 2.—CHARACTERISTICS OF HOUSING UNITS, BY BLOCKS: 1960—Con.

["Total population" contains no persons in group quarters unless preceded by asterisk; one asterisk (*) denotes less than 10 percent; two asterisks (**), 10 percent or more]

Blocks within census tracts	Total population	All housing units by condition and plumbing									Occupied housing units							
		Total	Sound			Deteriorating			Dilapidated	Owner occupied			Renter occupied			Occupied by non-white	1.01 or more persons per room	
			Total	With all plumbing facilities	Lacking some or all facilities	Total	With all plumbing facilities	Lacking some or all facilities		Total	Average value (dollars)	Average number of rooms	Total	Average contract rent (dollars)	Average number of rooms			
23...	144	81	79	77	2	2	2	24	8500	6.7	48	61	3.5	...	1
24...	159	77	75	69	6	2	2	30	14000	5.8	45	68	3.8	...	1
25...	76	42	42	41	1	6	...	6.2	36	102	4.1	...	2
26...	*196	102	98	98	...	4	4	14	30000	7.4	80	90	3.6	...	1
27...	138	83	76	76	...	7	7	7	...	7.3	64	74	3.2	...	2
28...	**125	59	59	57	2	6	...	7.3	44	71	3.1
29...	**92	14	14	14	3	9	73	5.3	1	1
30...	**112	23	23	23	22	74	3.4
18...	*4711	1678	1537	1500	37	141	132	9	1083	9500	6.2	516	58	4.5	1	66
1...	60	20	15	15	...	5	4	1	20	10500	5.7
2...	92	32	22	22	...	10	10	28	11500	5.9	2	1
3...	69	29	16	16	...	13	13	25	9500	6.2	4	1
4...	116	41	28	25	3	13	11	2	26	9000	6.5	13	53	3.2	...	3
5...	125	42	36	36	...	6	5	1	27	10500	6.3	12	47	5.2	...	2
6...	116	31	29	29	...	2	2	24	11000	6.8	7	57	5.6	...	2
7...	105	28	9	9	...	19	19	27	9500	6.9	1	3
8...	89	29	9	9	...	20	20	19	9500	6.4	8	42	4.6	...	1
9...	7	4
10...	65	18	17	16	1	1	1	15	12500	6.4	3
11...	7	2
12...	89	24	24	24	24	14500	5.6
13...	44	12	12	12	10	11000	6.1	2	1
14...	51	19	19	19	15	10500	6.3	2
15...	219	70	70	70	64	11500	6.1	5	62	5.2	...	1
16...	80	22	22	22	19	10000	6.8	3
17...	140	38	34	32	2	4	4	30	8000	6.5	8	60	3.9	...	7
18...	103	33	31	31	...	2	1	1	27	8500	6.4	6	69	4.8
19...	76	25	25	25	20	10500	6.3	2
20...	58	21	19	19	...	2	2	11	11000	5.9	6	59	5.7	...	2
21...	99	34	34	34	14	11500	6.9	19	68	5.2	...	1
22...	84	40	40	38	2	23	11000	6.2	14	65	4.4
23...	95	31	31	31	24	11000	6.5	6	67	4.8	...	1
24...	99	59	59	56	3	17	12500	5.2	38	62	3.6
26...	267	92	90	86	4	2	2	64	6500	6.0	27	52	5.0	1	4
27...	105	33	32	32	...	1	1	22	8500	6.5	11	56	5.2
28...	104	36	36	34	2	25	7500	6.2	9	60	4.7	...	2
29...	150	58	58	56	2	36	8000	6.3	20	51	4.9	...	3
30...	103	31	29	26	3	2	2	27	7000	6.0	3	2
31...	152	45	40	37	3	5	5	32	5000	5.8	11	49	4.6	...	5
32...	119	41	41	39	2	27	8500	6.1	9	63	5.0	...	2
33...	49	14	14	13	1	13	7500	6.2	1
34...	76	29	29	26	3	14	8500	6.4	15	55	4.7
35...	112	35	35	35	13	8500	6.1	20	50	4.9	...	1
36...	30	7	6	6	...	1	1	3	4
37...	79	33	30	30	...	3	3	12	8000	6.4	18	46	3.6	...	2
38...	55	17	12	12	...	5	5	6	7000	6.2	9	53	4.6	...	1
39...	71	29	21	19	2	8	7	1	17	5500	5.8	8	51	4.3	...	2
40...	86	38	38	38	19	9000	6.0	18	59	5.0	...	1
41...	85	38	36	36	...	2	2	19	8500	5.4	15	59	4.6	...	1
42...	71	34	34	34	12	11500	6.2	20	70	4.6
43...	61	37	34	34	...	3	3	16	10500	5.6	19	66	3.4
44...	111	56	53	52	1	3	2	1	26	10500	6.2	26	58	4.3
45...	93	39	35	32	3	4	2	2	19	8500	6.1	17	44	4.5
47...	57	21	21	21	12	7000	5.9	8	51	4.9
48...	116	38	35	35	...	3	3	26	7000	5.9	10	57	4.3	...	4
49...	73	24	24	24	16	9000	6.6	7	54	2.7	...	1
50...	60	19	19	19	14	9000	7.0	5	75	4.8	...	2
51...	63	26	26	26	21	9500	6.2	5	59	4.8
52...	**63	21	21	21	18	12000	7.2	1
53...	51	26	26	26	15	10000	6.2	8	73	5.1
54...	*93	33	31	31	...	2	2	15	7500	6.5	17	62	4.6	...	1
55...	68	24	24	24	12	10000	5.9	11	71	4.2	...	4
19.....	*6212	1862	1792	1775	17	69	66	3	...	1	1417	15000	6.4	385	71	4.9	4	54
1...	2	1
2...	32	11	11	11	10	21000	5.5	1
3...	42	11	11	11	11	20000	5.9
8...	13	4
9...	13	6	6	6	6	19000	5.7
10...	183	50	50	50	49	24000	6.3	1
11...	122	32	29	29	...	3	3	31	15000	5.8	1
12...	103	32	32	32	32	15500	5.7
13...	255	74	74	74	71	16500	5.4	1	3
14...	173	54	54	54	51	16500	5.9	3
15...	138	39	39	39	37	19000	5.9	1	2
16...	35	11	7	6	1	4	3	1	7	16500	6.4	2
17...	50	19	16	16	...	3	3	13	9500	4.9	4	1
18...	70	21	19	19	...	2	2	16	12000	5.8	3
19...	*53	9	8	8	...	1	1	6	10500	6.0	3	1
20...	77	20	19	19	...	1	1	19	11500	6.2	1
21...	56	20	20	20	19	12000	5.9	1
22...	71	22	22	22	19	11000	5.7	3	3
23...	100																	

City Block Characteristics

Table 2.—CHARACTERISTICS OF HOUSING UNITS, BY BLOCKS: 1960—Con.

["Total population" contains no persons in group quarters unless preceded by asterisk; one asterisk (*) denotes less than 10 percent; two asterisks (**), 10 percent or more]

Blocks within census tracts	Total population	All housing units by condition and plumbing									Occupied housing units							
		Total	Sound			Deteriorating			Dilapidated	Owner occupied			Renter occupied			Occupied by non-white	1.01 or more persons per room	
			Total	With all plumbing facilities	Lacking some or all facilities	Total	With all plumbing facilities	Lacking some or all facilities		Total	Average value (dollars)	Average number of rooms	Total	Average contract rent (dollars)	Average number of rooms			
								With flush toilet										No flush toilet
26...	210	65	63	63	...	2	2	60	14000	6.2	3	
27...	129	49	49	49	46	17000	6.3	1	
28...	131	48	47	47	...	1	1	46	16000	5.8	1	
29...	123	46	46	46	43	17000	5.2	2	
30...	157	44	44	44	42	22000	5.7	2	2	
31...	54	15	15	15	15	20000	5.9	
32...	20	8	8	8	8	29000	6.5	
33...	10	4	
34...	25	8	8	8	8	30000	6.9	
35...	6	3	
36...	**317	27	27	26	1	15	11500	5.9	11	60	4.5	...	2	
38...	102	34	31	31	...	3	3	29	13000	6.1	2	2	
39...	172	49	41	39	2	8	7	1	...	38	12000	6.7	10	58	4.6	...	1	
40...	133	41	39	39	...	2	2	26	12500	6.4	14	65	5.8	1	3	
41...	171	53	50	50	...	3	3	35	11500	6.7	18	72	4.7	...	1	
42...	95	31	28	28	...	3	3	24	12000	7.3	5	74	4.8	
43...	**99	22	21	21	...	1	1	20	13000	7.5	2	1	
44...	72	24	23	23	...	1	1	17	11500	6.5	5	85	6.2	1	1	
45...	41	13	13	13	10	10500	6.1	3	
46...	**88	18	18	18	13	11500	6.9	4	2	
47...	82	28	27	27	...	1	1	19	14000	7.2	8	69	5.6	...	2	
48...	148	44	43	43	...	1	1	32	12500	6.7	11	77	5.4	...	1	
49...	141	34	28	28	...	6	6	23	15500	6.9	11	74	5.4	...	2	
50...	*104	25	25	24	1	18	16000	7.6	6	98	5.0	...	3	
51...	*90	22	22	22	18	17000	7.4	4	2	
52...	92	24	22	22	...	2	1	1	...	10	13500	8.2	13	78	4.5	...	1	
53...	96	37	37	37	18	13000	7.1	16	76	5.2	...	1	
54...	99	33	33	33	23	12000	6.6	10	66	4.2	...	1	
55...	87	30	30	30	17	14000	7.1	11	65	4.8	...	1	
56...	31	8	8	8	7	12500	6.9	1	
57...	28	14	14	14	1	12	53	4.5	...	1	
58...	75	27	27	27	9	11500	6.4	16	61	5.8	
59...	96	44	43	43	...	1	1	22	11500	6.6	19	69	4.8	
60...	*160	46	46	42	4	29	15500	7.3	15	54	4.5	...	1	
61...	121	37	37	33	4	28	16000	8.3	8	62	3.4	
62...	55	26	26	26	17	13500	7.4	12	95	4.8	
63...	64	23	23	23	11	12000	7.1	12	81	4.8	
64...	*124	37	37	37	22	12000	7.6	13	65	5.3	...	1	
65...	**157	50	50	46	4	25	12500	6.9	22	67	4.4	1	...	
66...	48	17	17	17	9	12500	6.2	7	67	5.7	
67...	54	22	22	22	12	11000	7.0	10	73	5.3	
68...	37	13	13	13	9	11000	6.1	4	1	
69...	45	21	21	21	3	17	69	4.1	
70...	14	8	8	8	2	5	72	3.8	
20.....	**3641	1973	1834	1646	188	117	102	15	...	282	16500	6.6	1494	71	3.2	54	52	
1...	352	250	248	245	3	2	2	17	20000	6.9	218	109	3.3	...	3	
2...	**56	19	19	19	10	26000	9.8	7	134	6.0	
3...	105	56	56	56	10	...	6.8	43	96	3.5	...	2	
4...	77	54	54	52	2	7.2	38	78	2.9	...	1		
5...	87	77	77	71	6	2	67	64	2.5	
6...	75	51	51	49	2	3	41	63	2.6	1	2	
7...	22	13	10	10	...	3	3	13	72	3.5	3	...	
9...	22	21	20	14	6	1	1	1	18	49	2.4	...	1	
10...	**60	41	41	33	8	2	34	59	2.9	
11...	101	60	58	52	6	2	1	1	...	5	...	5.0	51	57	2.6	...	3	
12...	175	149	149	149	10	20000	7.1	124	72	2.7	...	1	
13...	228	121	114	114	...	7	7	35	17000	6.3	74	74	3.8	7	4	
14...	192	97	95	94	1	2	2	22	19500	7.0	66	70	3.4	...	3	
15...	204	95	94	93	1	1	1	33	19000	7.4	54	73	3.7	...	1	
16...	184	122	122	119	3	27	22000	6.7	80	83	3.8	...	2	
17...	**403	103	84	82	2	15	15	4	13000	6.8	67	66	3.9	9	1	
18...	124	66	65	59	6	1	1	20	8000	5.8	39	57	3.5	1	2	
19...	176	67	52	52	...	12	12	3	7000	5.8	46	55	3.8	15	10	
20...	134	61	39	38	1	15	12	3	...	7	8500	6.0	45	55	3.9	1	2	
21...	95	53	48	38	10	4	4	2	44	60	4.1	4	3	
22...	**294	82	73	68	5	8	6	2	...	1	...	5.7	57	64	3.2	2	3	
23...	50	36	31	14	17	5	3	2	...	3	30	45	2.1	1	1	
24...	**112	47	24	24	...	23	19	4	...	4	40	52	3.5	1	3	
25...	2	
26...	16	12	12	12	10	40	3.3	
27...	22	22	18	18	...	3	2	1	...	1	15	40	3.9	2	1	
28...	75	64	63	25	38	1	1	62	47	2.0	1	1	
29...	2	1	
30...	50	27	22	11	11	2	1	1	...	3	23	48	3.0	1	...	
31...	51	39	38	23	15	1	33	55	2.7	
32...	26	12	4	4	...	8	7	1	11	45	3.2	...	2	
33...	4	4	
35...	**65	49	46	5	41	2	2	1	38	47	2.1	5	1	
21.....	*3870	1577	1510	1445	65	63	58	5	...	4	612	9500	6.4	850	63	4.2	27	44
1...	61	36	36	36	9	8500	5.7	21	60	3.7	...	1	
2...	50	22	22	20	2	6	...	6.2	14	63	4.4	...	1	
3...	57	32	32	32	6	...	6.5	22	55	4.5	
4...	43	23	23	23	11	14500	6.0	12	76	4.1	
5...	**231	90	89	86	3	1	1	48	12000	6.9	30	73	4.4	...	1	

Table 2.—CHARACTERISTICS OF HOUSING UNITS, BY BLOCKS: 1960—Con.

["Total population" contains no persons in group quarters unless preceded by asterisk; one asterisk (*) denotes less than 10 percent; two asterisks (**). 10 percent or more]

Blocks within census tracts	Total population	All housing units by condition and plumbing									Occupied housing units							
		Total	Sound			Deteriorating			Dilapidated	Owner occupied			Renter occupied			Occupied by non-white	1.01 or more persons per room	
			Total	With all plumbing facilities	Lacking some or all facilities	Total	With all plumbing facilities	Lacking some or all facilities		Total	Average value (dollars)	Average number of rooms	Total	Average contract rent (dollars)	Average number of rooms			
6...	*227	101	99	96	3	1	1	1	26	13000	6.8	71	63	3.7	...	1
7...	123	62	62	58	4	15	10500	7.5	43	70	4.0	1	...
8...	**128	55	55	45	10	15	...	5.9	32	57	3.7	...	4
9...	9
10...	114	58	54	48	6	4	4	17	...	5.9	37	51	3.4	...	3
11...	123	64	64	61	3	20	9000	6.5	41	62	4.1
12...	*228	125	119	106	13	6	6	37	9000	6.0	78	64	3.7	...	2
13...	246	132	130	118	12	2	2	32	10000	6.4	88	62	4.0	1	3
14...	93	32	33	33	...	2	2	11	...	5.5	21	60	4.7	...	2
15...	**162	55	53	53	...	2	2	19	10500	6.3	33	61	4.0	...	2
16...	**154	46	43	42	1	1	1	2	20	8000	5.9	19	74	4.2
17...	63	27	26	26	...	1	1	9	...	5.7	18	59	4.9
18...	122	51	51	50	1	19	11000	6.1	29	55	4.1
19...	71	24	23	23	...	1	1	15	10500	6.7	7	79	4.3	...	1
20...	58	17	17	17	12	9000	7.5	4	1
21...	64	25	24	24	...	1	1	10	12500	7.2	14	78	5.0
22...	354	124	105	104	1	19	19	64	10500	6.7	51	63	5.1	1	2
23...	330	111	101	101	...	10	9	1	70	7000	6.4	37	54	4.6	...	7
24...	114	45	43	41	2	2	2	19	10000	6.4	24	64	5.1
25...	137	47	44	43	1	3	3	24	10000	6.5	20	60	4.8	...	2
26...	111	47	47	47	20	9000	5.2	24	66	4.3	...	4
27...	99	38	36	36	...	2	2	11	9500	6.7	24	67	4.4	...	1
28...	100	31	27	27	...	3	2	1	...	1	19	7000	6.2	12	64	5.5	11	1
29...	*73	17	17	17	12	8000	7.0	4	5	2
30...	*125	35	32	29	3	3	3	15	7500	6.4	18	55	4.4	8	3
22.....	*8381	2501	1615	1558	57	675	637	38	...	211	1458	8000	6.2	888	52	5.0	255	221
3...	87	23	1	1	...	16	16	6	13	7500	6.5	8	56	4.4	12	6
4...	103	23	8	7	1	8	7	1	...	7	9	7500	7.0	12	41	5.7	19	6
8...	6	8	3	1	2	...	5	1	1
9...	153	46	18	18	...	14	13	1	...	14	20	7000	6.6	20	51	4.6	28	13
10...	79	17	8	8	...	5	5	4	13	8000	7.4	3	14	2
11...	149	32	4	4	...	17	17	11	18	4500	7.1	13	51	5.9	24	6
12...	176	51	18	15	3	14	13	1	...	19	17	6000	6.1	24	48	5.2	20	10
15...	121	31	4	4	...	13	11	2	...	14	12	6000	7.2	18	50	5.9	13	5
16...	155	43	8	8	...	19	19	16	24	7500	6.7	12	50	5.2	28	5
19...	10	3
24...	15	4
25...	83	24	21	21	...	3	3	20	9000	5.2	3	2
26...	87	21	15	15	...	5	5	1	20	9500	5.6	1	4
27...	63	18	15	15	...	3	3	15	9000	5.7	1	1
28...	148	42	16	16	...	26	24	2	21	6500	5.8	19	48	4.7	27	5
29...	160	40	4	4	...	15	14	1	...	21	16	7500	5.9	22	47	5.4	21	7
30...	89	26	7	7	...	13	12	1	...	6	11	7500	5.7	12	57	4.8	12	5
31...	95	49	11	11	...	24	24	14	16	7500	6.5	23	43	4.4	13	4
33...	186	65	65	63	2	29	9000	6.4	32	51	4.6	3	3
34...	133	37	35	34	1	2	2	20	9000	6.7	15	51	5.3	...	2
35...	20	3
36...	*94	26	14	13	1	12	12	12	6500	6.3	12	50	4.6	10	5
37...	80	26	15	15	...	10	8	2	...	1	16	6000	6.7	9	159	4.7	6	2
38...	72	23	22	22	1	8	10500	7.3	14	60	5.2
39...	131	52	48	48	...	4	4	15	7500	5.9	29	47	5.0	...	2
40...	78	23	15	15	...	8	8	7	8500	6.3	16	50	4.9
41...	188	59	19	19	...	38	35	3	...	2	33	6000	6.2	22	40	4.9	5	6
42...	107	31	3	3	...	23	23	5	11	6500	7.0	17	52	5.0	...	5
44...	102	25	8	8	...	12	12	19	7500	6.6	5	65	6.6	...	1
45...	109	28	14	14	...	10	10	4	21	8000	7.0	5	...	4.8	...	4
46...	87	22	17	17	...	5	5	20	7000	6.2	2
47...	103	21	19	19	...	2	2	20	10000	5.7	1	5
48...	94	23	23	23	21	10500	4.8	2	2
49...	109	28	14	14	...	11	11	3	7500	6.3	7	59	5.1	...	3
53...	78	24	14	14	...	9	9	1	21	7500	6.5	3
54...	118	31	3	3	...	24	20	4	22	6000	6.6	8	53	4.4	...	4
55...	82	19	5	5	...	14	14	12	6500	6.1	6	53	5.0	...	4
56...	84	27	3	3	...	18	18	6	8	5000	6.3	16	44	4.6	...	4
57...	87	20	5	5	...	8	8	7	8	5500	6.3	11	49	5.1	...	2
58...	112	30	9	8	1	14	13	1	...	7	11	5500	5.8	16	50	5.6	...	6
59...	171	65	63	61	2	2	2	20	...	5.4	40	45	4.9	...	3
60...	159	61	55	52	3	6	6	25	8500	6.0	31	49	5.4
61...	98	34	34	33	1	14	...	6.1	16	55	5.4	...	2
62...	115	42	41	36	5	1	1	16	8000	6.4	24	45	4.4	...	2
63...	42	15	15	15	4	9	45	4.6	...	2
64...	40	16	1	1	...	15	15	10	6000	6.3	4	1
65...	79	25	2	2	...	16	16	9	7000	5.9	13	58	4.8	...	3
66...	9	1
69...	116	32	22	21	1	10	10	14	8500	6.2	16	44	5.7	...	4
70...	212	64	42	38	4	22	22	29	8500	6.2	33	53	4.8	...	5
72...	211	67	48	45	3	18	18	1	38	9000	6.3	21	52	4.6	...	5
73...	*234	74	57	55	2	13	13	4	55	8500	6.2	15	57	5.2	...	2
74...	96	34	34	34	19	8500	6.6	15	60	5.1	...	1
75...	229	74	60	57	3	14	11	3	50	6500	6.3	21	40	6.0	...	3
76...	179	47	35	35	...	12	12	38	9000	6.5	8	46	5.0	...	6
77...	*232	67	50	47	3	17	13	4	44	9000	6.4	23	79	4.7
78...	167	60	52	51	1	8	8	34	8500	5.9	23	49	4.5
79...	28	10	8	6	2	2	2	1	8	43	5.8
80...	184	52	47	43	4	5	5	43	7500	6.4	9	50	5.3	...	2

City Block Characteristics

Table 2.—CHARACTERISTICS OF HOUSING UNITS, BY BLOCKS: 1960—Con.

["Total population" contains no persons in group quarters unless preceded by asterisk; one asterisk (*) denotes less than 10 percent; two asterisks (**), 10 percent or more]

Blocks within census tracts	Total population	All housing units by condition and plumbing									Occupied housing units							
		Total	Sound			Deteriorating			Dilapidated	Owner occupied			Renter occupied			Occupied by non-white	1.01 or more persons per room	
			Total	With all plumbing facilities	Lacking some or all facilities	Total	With all plumbing facilities	Lacking some or all facilities		Total	Average value (dollars)	Average number of rooms	Total	Average contract rent (dollars)	Average number of rooms			
81...	141	41	38	37	1	3	3	30	8000	6.5	11	55	4.5	...	2
82...	55	20	19	18	1	1	...	1	17	7000	6.2	2
83...	49	17	17	15	2	9	8000	7.1	6	30	3.7	...	1
84...	226	66	60	52	8	6	5	1	44	8000	6.4	20	53	5.3	...	5
85...	214	60	59	58	1	1	1	42	9000	6.7	16	52	5.4	...	3
86...	203	58	58	58	52	9000	6.4	6	...	4.7	...	2
87...	160	51	44	44	...	6	6	...	1	46	8500	6.0	5	59	6.0	...	2	
88...	164	47	33	33	...	12	10	2	...	2	30	9000	6.5	16	46	5.1	...	3
89...	149	45	22	22	...	17	15	2	...	6	30	7000	6.1	12	55	4.3	...	4
90...	3	2
94...	**40	12	5	5	...	5	4	1	...	2	9	6500	5.6	3
95...	41	11	4	4	...	6	6	8	8000	5.4	2	1
96...	31	11	8	8	...	1	1	2	6	...	5.8	5	51	5.4
100...	51	13	10	10	...	3	3	11	9500	5.9	2	1
101...	43	13	10	10	...	2	1	1	...	1	13	9500	5.4	2
102...	51	14	8	8	...	5	5	...	1	11	7500	5.6	3	
103...	29	7	7	7	4	3	1
104...	31	9	7	7	...	2	2	7	10500	6.4	1
105...	66	20	18	18	...	2	2	18	9500	5.2	2	2
23.....	*3617	1200	613	537	76	455	373	82	...	132	408	7000	6.6	626	53	3.7	808	155
1...	1
12...	*129	114	110	104	6	3	3	1	1	112	47	1.1	2	2
14...	**93	8	8	5	3	2	3	5	1
16...	33	13	8	5	3	5	1	...	10	95	4.7	10	1
17...	7	10	6	3	3	4	1	...	3	3	...
18...	56	34	34	13	21	4	9	47	5.0	13	3
23...	61	22	7	7	...	14	14	1	10	4500	6.7	8	43	5.6	17	1
24...	92	37	4	3	...	32	26	6	17	7000	6.8	15	36	4.7	29	3
27...	118	37	9	8	1	26	23	3	...	2	19	5500	6.3	13	47	4.8	32	6
28...	**82	20	4	2	2	15	13	2	...	1	11	6500	6.4	8	46	5.1	19	...
29...	29	12	2	9	9	1	1	9	53	3.7	10	2
31...	...	1
33...	50	38	37	13	24	1	1	3	25	53	2.2	7	1
35...	15	4
36...	78	23	4	19	16	3	13	6000	7.6	9	43	4.2	20	1
38...	2	1
39...	88	26	15	10	5	11	3	8	7	7500	8.1	13	59	3.7	18	4
40...	30	13	10	7	3	2	1	1	...	1	4	7	59	4.0	10	1
41...	87	31	23	21	2	5	5	3	13	7000	7.5	13	59	4.0	23	2
42...	16	7	5	4	1	1	1	1	2	3	4	1
43...	100	26	15	14	1	8	5	3	...	3	13	6000	7.3	8	52	5.0	21	4
44...	115	35	18	17	1	14	10	4	...	3	16	7000	6.8	15	50	4.0	31	4
45...	*107	37	9	7	2	26	19	7	...	2	7	...	6.4	26	50	4.4	33	3
46...	135	40	29	29	...	10	8	2	...	1	17	5500	6.4	18	52	4.4	35	6
48...	*205	55	43	38	5	7	6	1	...	5	20	5000	5.6	29	55	4.5	47	10
49...	112	46	6	6	...	19	19	21	16	5500	6.2	23	47	4.4	31	1
50...	104	43	11	11	...	19	19	13	19	8000	6.6	16	52	4.6	31	8
51...	144	40	28	25	3	12	10	2	15	5500	6.3	20	50	4.5	33	8
54...	110	29	12	12	...	7	7	10	11	5500	6.6	13	43	4.3	22	8
55...	177	51	21	20	1	22	22	8	14	10000	6.0	36	61	3.7	48	11
56...	16	7	4	4	...	3	1	2	7	54	4.0	2	...
57...	91	37	23	22	1	10	6	4	...	4	18	5500	5.9	9	40	4.6	23	4
58...	105	32	12	12	...	14	12	2	...	6	15	6000	6.3	16	50	4.1	30	6
60...	133	44	33	27	6	11	11	16	8000	6.6	20	50	4.8	18	5
61...	122	34	18	18	...	12	12	4	15	6500	6.2	19	51	4.3	33	5
62...	163	37	21	20	1	11	10	1	...	5	12	6000	6.7	22	53	5.1	21	11
63...	150	41	32	32	...	4	4	5	23	9000	6.7	17	52	5.0	32	7
64...	105	30	14	14	...	12	12	4	10	7000	5.7	13	44	5.2	19	6
65...	106	26	15	14	1	9	9	2	16	7500	6.7	10	51	3.7	24	5
66...	233	56	19	12	7	23	22	1	...	14	23	7000	6.4	25	111	4.5	46	14
67...	17	2
24.....	*5762	1834	1344	1236	108	401	345	55	1	89	608	8500	6.6	1031	56	4.2	1027	265
1...	101	44	43	36	7	1	1	10	...	6.0	31	60	3.6	17	3
2...	93	24	24	24	5	...	5.8	15	57	5.3	17	7
3...	132	47	9	36	16	20	...	2	8	10500	8.0	37	43	3.4	18	9
4...	*165	74	68	48	20	6	6	11	7000	6.2	57	50	3.4	11	7
5...	*98	27	26	21	5	1	1	7	8000	7.3	17	53	5.5	3	3
6...	70	26	23	21	2	3	3	6	9000	6.5	19	50	3.7	17	3
7...	171	57	44	29	15	10	5	5	...	3	9	9000	6.6	37	60	3.6	32	13
8...	97	37	13	11	2	23	19	4	...	1	10	10500	5.8	21	54	3.7	19	6
9...	142	56	54	41	13	2	2	9	...	5.4	43	50	3.4	31	8
10...	133	42	42	38	4	12	7500	6.3	27	81	4.3	27	8
11...	161	49	49	46	3	19	8500	6.5	23	61	4.1	26	8
12...	130	46	44	43	1	2	2	17	7000	5.9	25	61	4.5	32	7
13...	*136	43	12	12	...	28	24	4	...	3	12	6500	6.2	25	61	5.1	30	6
14...	**123	38	2	2	...	30	26	4	...	6	11	6500	6.5	24	52	3.7	30	5
15...	*168	51	38	34	4	13	13	19	7500	7.3	25	53	4.2	39	7
16...	23	14	10	10	4	11	64	3.6	11	1
18...	58	23	17	16	1	3	3	3	5	...	6.4	15	55	4.7	16	1
19...	**55	17	8	8	...	8	8	1	5	...	6.0	7	55	4.6	9	2
20...	25	10	10	10	7	7500	5.6	3	10	...
21...	67	21	3	3	...	13	10	3	...	5	8	6000	6.4	9	47	4.9	12	3
22...	32	10	5	5	...	5	5	4	4	8	...
23...	40	15	2	2	...	13	13	2	11	66	4.1	12	2

Table 2.—CHARACTERISTICS OF HOUSING UNITS, BY BLOCKS: 1960—Con.

["Total population" contains no persons in group quarters unless preceded by asterisk: one asterisk (*) denotes less than 10 percent; two asterisks (**), 10 percent or more]

Blocks within census tracts	Total population	All housing units by condition and plumbing								Occupied housing units								
		Total	Sound			Deteriorating			Dilapidated	Owner occupied			Renter occupied			Occupied by non-white	1.01 or more persons per room	
			Total	With all plumbing facilities	Lacking some or all facilities	Total	With all plumbing facilities	Lacking some or all facilities		Total	Average value (dollars)	Average number of rooms	Total	Average contract rent (dollars)	Average number of rooms			
24...	166	56	49	43	6	7	7	15	5500	6.8	31	57	4.3	38	6	
25...	133	47	47	43	4	14	7000	5.7	23	88	4.1	32	8	
26...	128	42	39	36	3	3	3	13	8500	6.0	25	55	4.0	27	5	
27...	131	42	36	36	...	6	6	11	8500	5.6	25	47	4.3	30	6	
28...	*122	31	4	3	1	26	24	2	...	17	6000	6.2	12	47	4.8	21	6	
29...	115	39	6	4	2	29	25	3	1	12	7000	6.0	20	53	5.0	23	5	
30...	125	32	26	26	...	4	4	19	7500	6.9	12	51	5.3	26	5	
31...	91	27	20	20	...	7	7	2	24	62	4.2	21	7	
32...	198	69	30	26	4	31	25	6	...	21	7000	6.3	32	53	4.6	33	6	
33...	23	6	3	3	...	3	3	4	2	4	1	
34...	*223	79	45	40	5	13	13	24	9500	6.5	45	55	3.9	48	8	
35...	123	39	34	34	...	5	4	1	...	10	7500	7.2	27	59	3.7	26	12	
36...	159	37	35	35	...	2	2	22	9500	7.0	15	58	4.9	28	9	
37...	122	41	40	40	...	1	...	1	...	14	10000	7.2	23	63	4.0	27	8	
38...	116	31	31	31	13	8500	7.7	17	67	5.2	18	4	
39...	**256	55	51	51	...	4	4	31	8500	7.7	23	51	5.0	35	10	
40...	158	45	43	43	...	2	2	27	9500	6.8	15	79	4.7	26	3	
41...	259	72	49	44	5	20	20	31	8000	6.1	34	53	4.7	41	12	
42...	238	70	16	16	...	36	34	2	...	18	6500	6.3	40	44	4.8	35	15	
43...	57	16	10	10	...	2	2	5	...	5.6	10	50	5.1	7	1	
44...	135	37	37	37	15	9000	6.1	22	62	5.1	21	6	
45...	*92	27	26	26	...	1	1	12	9000	7.0	14	66	4.1	6	1	
46...	184	57	56	56	...	1	1	32	10000	7.1	23	66	4.0	15	3	
47...	188	66	65	64	1	1	1	30	8500	6.8	31	45	3.7	12	9	
25.....	*5587	2016	1840	1773	67	173	157	16	...	3	852	10500	6.5	993	66	4.3	486	123
1....	**143	45	43	37	6	2	2	13	10500	6.6	31	71	4.2	20	5	
2....	143	64	60	60	...	4	4	15	...	5.6	45	72	4.1	4	4	
3....	88	50	50	50	10	24000	8.8	34	80	4.1	
4....	29	16	16	16	7	32000	8.6	8	92	3.3	
5....	107	63	63	63	7	...	5.6	49	80	3.5	5	1	
6....	138	78	71	63	8	7	2	5	...	10	...	5.4	50	66	3.8	16	4	
7....	*245	87	66	63	3	21	18	3	...	25	12000	6.3	53	63	3.6	47	7	
8....	*190	82	81	79	2	1	1	24	13500	7.1	54	65	3.6	19	2	
9....	106	47	46	46	...	1	1	19	15000	7.5	19	71	3.7	4	1	
10....	*152	53	53	53	21	13000	7.1	30	91	4.7	4	2	
11....	200	65	64	64	...	1	1	27	12000	7.9	34	74	4.5	17	5	
12....	187	71	70	62	8	1	1	23	12000	7.3	43	65	3.8	37	4	
13....	103	34	32	30	2	2	2	15	10500	6.1	19	56	3.9	18	4	
14....	54	25	25	23	2	18	11000	7.0	3	11	...	
15....	103	34	32	31	1	2	2	17	11500	7.5	17	70	3.8	19	...	
16....	82	37	35	35	...	1	1	12	11500	6.1	22	78	4.5	11	1	
17....	146	48	46	46	...	2	2	21	11500	6.4	21	84	4.4	29	5	
18....	122	46	40	38	2	6	4	2	...	18	12500	6.7	21	57	4.0	25	4	
19....	47	22	22	20	2	7	...	6.4	12	58	4.3	7	1	
20....	82	30	29	29	...	1	1	5	...	7.0	25	65	4.2	6	2	
21....	124	44	44	44	25	11000	6.8	17	61	3.8	27	...	
22....	166	47	47	40	3	24	9500	6.5	20	57	5.1	19	5	
23....	158	42	41	40	1	1	1	24	10500	7.1	16	59	5.4	22	6	
24....	145	48	47	47	...	1	1	25	8500	6.3	21	53	4.7	11	3	
25....	*157	35	35	35	10	9500	6.5	24	61	5.0	...	4	
26....	65	23	23	23	17	9000	6.6	4	6	1	
27....	213	70	50	50	...	18	14	4	...	32	10500	6.3	29	55	3.9	28	10	
28....	118	40	39	39	...	1	1	18	8000	6.3	18	58	5.8	2	2	
29....	116	40	30	30	...	10	10	27	8000	6.4	11	59	4.8	
30....	102	34	31	29	2	3	3	24	8500	6.2	9	47	5.3	1	2	
31....	105	39	37	35	2	2	2	21	9500	5.8	16	62	4.0	...	2	
32....	*226	75	72	69	3	3	3	43	10000	6.1	25	66	4.4	...	4	
33....	114	35	35	35	27	9500	5.8	8	63	4.8	
34....	101	40	33	29	4	7	7	23	8500	6.2	13	62	3.7	1	1	
35....	216	62	43	41	2	19	19	31	10000	6.7	25	58	5.0	17	6	
36....	252	68	46	46	...	22	21	1	...	27	7000	5.8	36	56	5.0	39	11	
37....	125	56	46	43	3	10	10	22	7500	5.8	27	54	4.6	11	2	
38....	133	60	51	47	4	9	9	19	8500	6.2	34	54	4.3	3	1	
39....	116	40	30	30	...	10	10	27	8000	6.4	11	59	4.8	
40....	119	37	31	31	...	6	6	25	8500	6.7	11	55	4.5	
41....	206	73	71	68	3	2	2	44	8500	6.0	25	61	4.7	...	3	
42....	159	51	44	44	...	7	6	1	...	30	8000	5.9	14	60	5.7	...	3	
26.....	*5515	1777	1564	1458	106	194	175	19	...	19	997	8000	6.4	658	58	4.6	768	127
1....	152	40	40	40	23	8500	6.8	16	58	4.8	14	5	
2....	119	41	41	41	30	8000	6.6	11	58	4.6	15	2	
3....	167	43	42	41	1	...	1	26	8000	6.3	16	54	4.8	22	8	
4....	*146	43	41	41	...	2	2	22	9000	6.0	19	59	4.7	18	2	
5....	133	77	70	60	10	7	7	17	8000	6.0	50	57	3.8	4	1	
6....	108	50	47	40	7	3	3	14	6000	6.2	28	54	4.2	19	1	
7....	*145	49	47	44	3	2	2	15	7000	6.2	31	53	4.5	43	5	
8....	47	24	22	22	...	2	2	4	10	43	4.7	12	2	
9....	139	48	48	46	2	22	8000	6.4	25	60	4.3	39	8	
10....	140	39	36	31	5	3	3	22	7500	7.5	15	58	4.4	37	5	
11....	88	35	35	33	2	20	7000	6.5	11	52	4.7	31	2	
12....	206	66	59	56	3	6	3	3	...	37	6000	6.4	21	51	5.1	40	6	
13....	89	32	32	28	4	16	5500	6.4	10	54	5.2	24	3	
14....	*160	49	38	38	...	11	11	28	7500	6.9	18	45	4.5	30	3	
15....	82	31	19	19	...	10	8	2	...	18	6500	6.6	10	50	5.2	26	1	
16....	*175	55	48	44	4	5	4	1	...	33	7000	6.4	19	51	4.9	29	4	
17....	210	62	45	44	1	12	11	1	...	46	7000	6.3	11	68	5.0	31	3	

City Block Characteristics

Table 2.—CHARACTERISTICS OF HOUSING UNITS, BY BLOCKS: 1960—Con.

["Total population" contains no persons in group quarters unless preceded by asterisk; one asterisk (*) denotes less than 10 percent; two asterisks (**), 10 percent or more]

Blocks within census tracts	Total population	All housing units by condition and plumbing									Occupied housing units							
		Total	Sound			Deteriorating			Dilapidated	Owner occupied			Renter occupied			Occupied by non-white	1.01 or more persons per room	
			Total	With all plumbing facilities	Lacking some or all facilities	Total	With all plumbing facilities	Lacking some of all facilities		Total	Average value (dollars)	Average number of rooms	Total	Average contract rent (dollars)	Average number of rooms			
																		With flush toilet
18...	*190	46	36	34	2	8	8	2	28	7500	6.0	14	54	4.7	31	7
19...	154	51	35	33	2	16	12	4	34	8000	6.5	13	58	4.8	25	3
20...	*137	42	31	31	...	10	8	2	...	1	29	8500	6.7	12	63	4.7	23	1
21...	142	48	47	45	2	1	1	34	10000	6.1	12	57	4.4	21	1
22...	*173	50	48	47	1	2	2	35	9500	6.4	13	69	4.8	7	2
23...	132	44	40	40	...	4	4	28	9500	5.9	14	63	5.1	10	2
24...	128	36	35	35	...	1	1	29	9500	6.9	6	59	5.0	8	2
25...	*187	59	46	45	1	11	10	1	...	2	33	7500	6.2	25	49	4.2	24	5
26...	122	39	22	22	...	15	15	23	8000	6.9	11	48	5.0	8	2
27...	100	42	28	24	4	12	11	1	...	2	15	8000	6.0	21	47	5.2	19	2
28...	119	43	28	26	2	15	14	1	20	7000	6.0	19	41	5.2	33	2
29...	132	40	30	28	2	10	8	2	29	8000	7.0	8	54	4.8	33	3
30...	174	57	53	51	2	4	4	29	8500	6.8	26	59	4.7	35	2
31...	100	31	28	27	1	3	3	22	7500	6.9	9	66	4.8	13	1
32...	91	31	27	25	2	4	4	17	7500	6.0	13	54	5.2	21	2
33...	*158	43	41	41	...	2	2	27	9500	6.3	14	67	4.9	3	2
34...	*157	43	39	35	4	4	4	28	9500	6.4	12	69	4.0	3	7
35...	*158	48	48	37	11	32	9500	6.4	15	66	4.1	2	5
36...	*154	48	48	35	13	31	12000	6.5	17	72	4.2	...	5
37...	*141	45	45	40	5	24	11000	6.0	18	67	4.2	...	5
38...	**172	40	38	30	8	2	2	22	11000	6.0	18	132	4.7	...	3
39...	79	31	29	28	1	2	2	19	7500	6.0	9	51	4.7	9	1
40...	109	36	32	31	1	4	4	16	7000	6.6	18	52	4.4	6	1
27.....	*5015	1297	1280	1260	20	17	16	1	1043	17500	7.1	230	75	4.6	...	38
1...	*108	34	22	22	...	12	12	14	10500	6.7	19	66	4.7	...	1
2...	*154	40	40	40	27	12500	7.0	13	65	4.3	...	1
4...	*98	31	31	31	24	12000	6.7	5	...	6.2
5...	116	35	35	35	25	12000	7.2	10	71	6.0	...	1
6...	*116	33	33	33	27	13000	7.1	6	72	5.0
7...	**203	47	47	46	1	40	13500	7.3	6	87	6.0	...	1
8...	14	4
9...	*102	26	26	26	22	13000	7.2	4
10...	139	37	37	37	28	12500	6.8	8	70	5.9
11...	114	34	34	34	25	12000	7.1	9	88	6.2
12...	60	17	17	17	10	13500	7.1	6	76	5.7	...	1
13...	**426	73	73	69	4	25	15000	7.0	46	...	2.6	...	2
14...	98	32	31	28	3	1	...	1	21	12500	6.7	9	66	3.6
15...	114	33	31	31	2	2	28	13500	6.9	5	56	4.8	...	2
16...	*128	35	35	34	1	28	12000	6.7	5	85	5.4	...	2
17...	*157	40	40	40	34	12500	6.9	6	78	5.5	...	3
18...	141	35	35	31	4	26	14000	7.3	9	100	5.7	...	2
19...	102	26	26	26	21	15000	7.2	5	85	6.0	...	1
20...	98	27	27	25	2	23	14500	6.9	4	1
21...	33	12	12	12	7	16500	6.3	5	...	5.6
22...	*20	1
23...	129	29	29	29	25	16500	7.5	4	2
24...	68	21	20	18	2	1	1	17	19500	7.1	3
26...	**257	54	53	53	...	1	1	49	14000	6.7	3	2
27...	**228	46	46	46	44	19500	7.3	2	2
28...	88	26	26	26	24	28000	7.8	2
29...	42	9	9	9	7	25000	7.7	2
30...	40	12	12	12	12	26000	8.2
31...	71	15	15	15	15	28000	8.3	1
32...	21	6	6	4	2	5	29000	8.8	1	1
33...	57	15	15	15	14	28000	7.9	1
34...	85	20	20	20	19	29000	8.0
35...	56	12	12	12	12	25000	7.7	1
36...	54	13	13	13	13	39000	8.5
37...	79	17	17	17	16	29000	8.4
38...	31	8	8	8	8	27000	8.4
40...	86	23	23	23	23	21000	7.2
41...	117	34	34	34	31	15500	6.6	2	2
42...	104	32	32	32	26	14500	6.7	5	89	4.4
43...	115	31	31	31	28	15500	6.8	3	1
44...	118	36	36	36	27	15000	6.8	8	45	2.3	...	1
45...	94	32	32	32	28	13000	6.3	4
46...	82	30	30	30	27	15500	6.3	3	3
47...	100	32	32	32	29	14500	6.4	2
48...	35	10	10	10	9	15500	6.8	1	1
49...	95	22	22	22	22	23000	8.0	1
50...	83	23	23	23	20	26000	8.1	1
51...	11	2
52...	28	8	8	8	8	28000	8.0
53...	11	5	5	5	4
54...	24	6	6	6	6	27000	7.3
55...	53	13	13	13	13	24000	7.5	1
56...	12	3
28.....	*8337	2822	2009	1961	48	661	637	24	...	152	1726	9000	6.1	954	62	4.5	100	157
1...	7	7	7	7	1	5	32	4.2	1	...
2...	139	44	9	9	...	19	17	2	...	16	13	8000	6.7	26	53	4.6	21	9
3...	109	29	5	5	...	8	8	16	12	7500	6.5	11	51	5.8	21	8
5...	12	4
7...	68	13	3	3	...	5	4	1	...	5	6	7500	6.3	7	44	5.4	4	5
8...	46	17	2	2	...	10	10	5	9	6000	5.7	5	40	5.0	2	1

Table 2.—CHARACTERISTICS OF HOUSING UNITS, BY BLOCKS: 1960—Con.

["Total population" contains no persons in group quarters unless preceded by asterisk: one asterisk (*) denotes less than 10 percent; two asterisks (**), 10 percent or more]

Blocks within census tracts	Total population	All housing units by condition and plumbing									Occupied housing units							
		Total	Sound			Deteriorating			Dilapidated	Owner occupied			Renter occupied			Occupied by non-white	1.01 or more persons per room	
			Total	With all plumbing facilities	Lacking some or all facilities	Total	With all plumbing facilities	Lacking some or all facilities		Total	Average value (dollars)	Average number of rooms	Total	Average contract rent (dollars)	Average number of rooms			
9...	27	5	1	1	4	3	2	4	1	
10...	187	51	14	14	...	15	15	...	22	33	6000	6.3	9	56	6.1	20	8	
11...	44	21	15	15	...	6	6	11	8000	6.1	8	59	5.4	3	...	
12...	65	25	24	23	1	1	2	19	8000	6.4	3	2	1	
13...	68	24	22	22	...	2	2	20	7500	6.0	3	2	...	
14...	68	24	17	17	...	7	7	7	17	57	4.2	5	7	
15...	166	51	38	38	...	11	11	...	2	25	7500	6.2	24	64	4.1	6	2	
16...	87	36	35	35	...	1	1	13	7500	6.0	19	57	3.7	3	3	
17...	59	19	16	16	...	3	3	6	8500	7.3	11	56	5.5	
18...	98	37	1	1	...	28	28	...	8	12	6500	6.1	21	58	4.7	4	2	
19...	63	19	2	2	...	17	15	2	...	5	...	5.4	12	53	4.8	1	...	
20...	217	58	53	53	...	5	5	32	8000	6.5	24	67	5.6	...	10	
21...	63	25	25	25	11	7500	6.1	12	54	4.1	...	1	
26...	446	133	99	98	1	31	31	...	3	111	8500	5.5	14	65	4.8	...	12	
27...	109	30	24	24	...	5	5	...	1	24	9500	6.0	6	61	4.8	...	3	
28...	106	37	32	32	...	5	5	23	10000	6.3	12	69	4.5	
29...	40	12	11	11	...	1	1	12	11500	5.6	
30...	182	67	50	50	...	17	17	44	10000	6.0	20	75	4.8	...	2	
31...	88	30	27	27	...	3	3	23	9000	5.7	7	68	5.0	...	1	
32...	114	33	24	24	...	6	6	...	3	27	9500	6.1	6	50	4.3	1	1	
33...	198	80	37	37	...	32	30	2	...	11	8500	5.9	39	74	4.3	...	2	
34...	*42	4	
35...	58	18	11	11	...	7	7	11	11500	6.1	7	72	4.4	...	2	
36...	165	62	30	29	1	25	25	...	7	31	9000	6.8	27	70	5.0	...	2	
37...	73	18	16	16	...	1	1	14	9000	6.1	4	2	...	
38...	210	61	34	34	...	25	25	...	2	44	9000	5.5	17	58	5.1	...	2	
39...	217	67	35	35	...	22	22	...	10	54	9000	5.9	12	59	4.8	...	3	
40...	237	68	29	29	...	33	33	...	6	51	9000	5.9	16	72	4.9	...	6	
41...	108	37	16	16	...	17	15	2	...	28	8500	5.8	9	76	5.2	...	1	
42...	79	28	15	15	...	8	7	1	...	15	9000	6.1	12	69	4.7	...	1	
43...	57	22	22	22	15	11000	5.8	7	60	4.1	...	1	
44...	77	26	26	22	4	14	9500	6.1	11	64	4.5	...	1	
45...	67	24	16	16	...	8	8	23	9500	5.7	1	
46...	84	27	10	10	...	13	13	...	4	21	9500	6.1	5	...	4.0	...	1	
47...	102	30	12	12	...	14	14	...	4	18	10000	5.6	11	41	4.8	...	3	
48...	191	71	58	56	2	13	13	38	9000	6.6	30	71	4.5	...	1	
49...	194	74	74	73	1	36	9500	6.2	35	58	4.7	...	1	
50...	179	77	64	64	...	13	12	1	...	44	9000	6.6	25	58	4.3	...	2	
51...	221	80	80	76	4	43	8500	6.6	35	54	4.3	...	3	
52...	164	73	71	64	7	2	2	29	10000	5.6	38	56	4.0	...	1	
53...	127	73	73	64	9	25	10500	6.8	40	55	4.0	...	1	
54...	85	46	42	36	6	4	4	15	11500	6.4	28	51	3.3	
55...	83	32	31	31	...	1	1	18	10500	6.2	14	60	3.6	...	2	
56...	97	39	24	24	...	15	15	24	10000	6.0	13	65	1	
57...	104	33	23	23	...	10	8	2	...	17	10000	5.8	14	70	5.1	...	1	
58...	104	30	23	23	...	7	7	21	10000	6.1	8	67	4.4	...	2	
59...	73	22	15	15	...	7	7	19	10000	6.1	3	
60...	105	32	17	17	...	15	10	5	...	16	8500	5.9	14	52	3.7	...	5	
61...	55	17	7	6	1	8	8	...	2	12	7000	6.3	4	2	
62...	20	7	3	2	1	3	3	...	1	6	7500	5.7	1	
63...	14	3	
65...	5	1	
66...	348	103	63	62	1	36	35	1	...	4	88	8500	5.8	12	58	5.0	...	5
67...	91	29	25	25	...	4	4	24	9000	5.7	5	87	4.4	...	2	
68...	102	30	19	19	...	10	10	...	1	26	8500	5.7	4	2	
69...	88	30	20	20	...	10	10	25	7500	6.0	5	54	4.8	
70...	179	62	30	29	1	32	31	1	...	50	9000	5.9	11	60	4.1	...	2	
71...	194	69	62	62	...	7	7	31	10500	6.3	34	64	3.8	...	2	
72...	203	75	67	64	3	8	8	42	11500	6.5	31	62	3.9	...	4	
73...	248	74	62	62	...	12	10	2	...	38	10500	6.2	33	61	4.5	...	5	
74...	174	62	55	54	1	7	7	46	10500	6.2	12	130	4.3	...	2	
75...	145	53	43	43	...	10	10	36	10000	6.3	13	74	4.8	...	2	
76...	132	44	39	39	...	5	5	40	10500	6.1	4	1	
77...	160	58	50	50	...	8	6	2	...	40	10500	5.8	18	69	4.6	...	2	
29...	*3739	1201	1108	1089	19	92	92	...	1	760	9500	6.2	400	59	4.8	4	63	
1...	14	9	9	9	8	11000	5.9	1	
2...	101	26	21	21	...	5	5	17	9000	6.3	9	51	4.3	...	4	
3...	84	28	25	25	...	3	3	20	10500	6.4	7	49	4.0	...	1	
4...	80	26	26	26	23	9500	6.2	3	1	
5...	55	17	16	16	...	1	1	8	9000	6.5	9	64	4.7	
6...	42	12	12	12	8	9000	6.1	4	
7...	38	15	14	14	...	1	1	10	10000	6.0	6	1	
8...	75	24	23	23	...	1	1	18	12500	6.0	6	59	4.8	
9...	76	25	25	25	14	10500	6.2	10	87	4.1	...	2	
10...	106	28	25	25	...	3	3	21	10500	6.2	7	65	4.6	...	4	
11...	86	27	26	26	...	1	1	20	10500	6.2	7	66	5.4	...	2	
12...	9	4	1	
13...	126	48	47	41	6	1	1	24	7000	6.0	20	49	4.5	...	4	
14...	132	47	44	43	1	2	2	...	1	31	6500	6.0	10	51	4.3	...	4	
15...	*177	59	59	59	32	8000	6.2	24	47	4.7	1	5	
16...	175	54	48	47	1	6	6	32	9500	6.4	20	53	4.7	...	5	
17...	292	85	72	72	...	13	13	59	9000	7.1	23	69	5.3	...	7	
18...	333	95	81	80	1	14	14	58	9000	6.4	36	61	5.2	...	7	
19...	229	81	78	76	2	3	3	41	9000	6.7	37	57	4.9	2	2	
21...	68	27	24	22	2	3	3	8	9000	5.6	18	62	3.9	

City Block Characteristics

Table 2.—CHARACTERISTICS OF HOUSING UNITS, BY BLOCKS: 1960—Con.

["Total population" contains no persons in group quarters unless preceded by asterisk: one asterisk (*) denotes less than 10 percent; two asterisks (**), 10 percent or more]

Blocks within census tracts	Total population	All housing units by condition and plumbing								Occupied housing units								
		Sound				Deteriorating				Owner occupied			Renter occupied			Occupied by non-white	1.01 or more persons per room	
		Total	With all plumbing facilities	Lacking some or all facilities	Total	With all plumbing facilities	Lacking some or all facilities		Dilapidated	Total	Average value (dollars)	Average number of rooms	Total	Average contract rent (dollars)	Average number of rooms			
							With flush toilet	No flush toilet										
23...	*70	19	19	19	8	...	6.0	10	50	4.9	...	2	
24...	167	64	61	60	1	3	3	34	9000	6.2	26	49	4.6	1	2	
25...	37	16	16	16	9	10000	6.5	6	51	5.0	
28...	116	32	31	30	1	1	1	14	8000	5.5	17	61	5.1	...	4	
29...	98	32	32	32	25	8000	6.0	5	52	4.2	...	1	
30...	104	37	35	35	...	2	2	20	9000	6.0	15	63	4.5	
31...	89	27	20	20	...	7	7	16	10500	6.1	11	46	4.6	...	1	
32...	106	29	26	26	...	3	3	25	10500	6.6	3	2	
33...	66	24	21	20	1	3	3	18	10000	5.9	5	...	5.6	...	1	
34...	101	34	33	33	...	1	1	30	10000	5.9	4	2	
35...	92	28	25	25	...	3	3	22	10000	5.7	5	...	4.4	...	2	
36...	92	29	26	26	...	3	3	14	10500	5.9	15	53	4.3	...	1	
37...	59	22	19	19	...	3	3	14	10000	6.0	7	66	4.7	
38...	19	7	5	5	...	2	2	4	3	
39...	92	25	24	24	...	1	1	18	10000	5.6	7	60	6.0	
41...	18	3	
43...	18	4	
44...	44	15	14	12	2	1	1	12	8000	5.7	3	1	
45...	53	17	16	16	...	1	1	16	10000	5.9	1	
30.....	*4954	1537	1370	1356	14	157	152	4	1	10	1127	11000	6.3	366	73	4.9	25	67
1...	82	26	26	26	23	13500	6.7	2	1	
2...	42	13	13	13	8	15000	6.4	5	60	4.2	...	1	
3...	32	12	12	12	9	15000	6.9	3	
4...	100	38	36	36	...	2	2	16	11500	5.7	19	70	5.1	
5...	89	28	25	23	2	3	3	14	11500	7.0	14	52	5.0	...	1	
6...	116	39	35	33	2	4	4	18	10000	6.4	20	63	4.3	...	3	
7...	97	42	29	26	3	13	13	16	10000	6.8	22	53	4.0	6	1	
8...	136	46	26	26	...	20	18	1	1	27	10000	6.5	15	59	4.5	14	4	
9...	*110	35	29	29	...	6	6	22	11500	6.5	10	65	5.5	...	2	
10...	*102	29	27	27	...	2	2	26	11000	7.0	1	1	1	
11...	90	32	30	30	...	2	2	19	11000	6.7	12	64	5.3	
12...	82	30	26	26	...	4	4	16	10500	6.4	14	63	4.9	
13...	43	18	18	18	14	11500	6.0	4	1	
14...	49	17	17	17	13	10000	6.4	4	1	
15...	119	31	31	31	26	13500	6.7	5	69	5.6	...	1	
16...	97	28	28	28	27	12000	6.4	1	
17...	39	14	14	14	12	10500	6.6	
18...	65	18	18	18	14	13000	6.6	4	
19...	90	32	31	31	...	1	1	25	12000	6.3	7	63	5.1	...	1	
20...	*149	46	46	46	29	12500	6.4	15	71	4.1	...	2	
21...	93	28	25	25	...	3	3	24	10500	6.5	3	1	
22...	84	24	21	21	...	3	3	19	11000	6.5	5	88	5.6	
23...	171	59	45	45	...	12	12	...	2	48	9500	6.2	10	65	5.0	...	1	
24...	237	69	39	37	2	25	24	1	...	47	7500	6.2	20	52	4.6	1	8	
25...	162	48	48	48	5	25	11500	6.5	23	181	4.7	...	2	
26...	82	24	24	23	1	20	12000	6.5	3	1	
27...	35	11	11	11	9	15000	7.2	2	
28...	43	11	11	11	9	11500	6.2	2	
29...	112	29	29	29	28	11000	6.4	1	3	
30...	66	18	18	18	17	13000	6.5	
31...	103	26	24	24	...	2	2	23	12500	6.3	3	1	
32...	114	29	27	27	...	2	2	24	12500	6.4	5	52	6.8	...	1	
33...	96	27	26	26	...	1	1	25	11000	6.1	2	
34...	32	11	10	10	...	1	1	9	11500	5.6	2	
35...	106	32	32	32	27	11000	6.3	4	3	
36...	73	27	26	26	...	1	1	15	8500	5.9	11	64	4.5	...	1	
37...	141	49	44	44	...	5	5	36	9000	6.2	12	65	5.2	...	2	
38...	132	48	42	40	2	6	6	31	9500	5.9	13	65	5.0	
39...	68	23	22	22	...	1	1	13	8500	6.2	8	61	4.9	...	1	
40...	130	30	12	12	...	15	15	...	3	18	7500	6.2	11	61	5.8	1	5	
41...	39	11	10	8	2	1	1	7	10000	6.0	3	
42...	70	27	21	21	...	6	4	2	...	17	9000	6.2	9	58	4.7	
43...	70	22	22	22	17	9000	5.8	5	60	4.8	...	1	
44...	95	24	22	22	...	2	2	13	9000	6.3	10	124	5.5	...	5	
45...	*46	13	12	12	...	1	1	12	10000	7.3	
46...	72	18	17	17	...	1	1	17	13000	6.8	1	1	
47...	58	16	16	16	15	13000	6.6	1	
48...	90	28	24	24	...	4	4	27	12500	6.4	1	
49...	87	26	25	25	...	1	1	23	11500	6.1	3	2	
50...	41	12	12	12	10	12000	6.7	2	
51...	75	23	22	22	...	1	1	18	14000	6.3	4	
52...	65	22	21	21	...	1	1	22	11000	5.9	1	...	
53...	60	22	21	21	...	1	1	19	10500	5.8	3	
54...	26	6	6	6	6	10000	6.8	1	...	
55...	109	34	31	31	...	3	3	30	12500	6.2	4	1	
56...	108	29	28	28	...	1	1	27	12500	5.8	2	3	
57...	34	7	7	7	6	14000	6.0	1	1	
31.....	*9256	2601	2558	2554	4	39	35	3	1	4	2374	17000	5.9	176	92	5.2	4	92
1...	*484	121	121	121	92	19500	5.8	25	106	5.9	...	6	
2...	33	7	7	7	7	26000	7.3	
3...	87	26	26	26	26	21000	6.1	
4...	44	14	14	14	13	19500	6.0	
5...	57	17	17	17	17	20000	6.3	1	
6...	125	36	36	36	34	19000	6.3	2	1	
7...	60	18	18	18	17	18000	6.9	1	

Table 2.—CHARACTERISTICS OF HOUSING UNITS, BY BLOCKS: 1960—Con.

("Total population" contains no persons in group quarters unless preceded by asterisk: one asterisk (*) denotes less than 10 percent; two asterisks (**), 10 percent or more)

Blocks within census tracts	Total population	All housing units by condition and plumbing									Occupied housing units							
		Total	Sound			Deteriorating			Dilapidated	Owner occupied			Renter occupied			Occupied by non-white	1.01 or more persons per room	
			Total	With all plumbing facilities	Lacking some or all facilities	Total	With all plumbing facilities	Lacking some or all facilities		Total	Average value (dollars)	Average number of rooms	Total	Average contract rent (dollars)	Average number of rooms			
								With flush toilet										No flush toilet
8...	52	16	16	16	14	16000	6.3	2	
9...	48	17	17	17	15	16500	6.4	2	
10...	63	17	17	17	16	15500	6.8	1	
11...	59	18	18	18	17	15500	6.8	
12...	64	22	22	22	20	16000	6.5	2	
13...	56	18	18	18	17	15000	6.2	1	
14...	79	22	22	22	19	15000	6.5	3	
15...	74	22	22	22	18	15500	6.4	3	1	
16...	82	23	23	23	23	16500	6.3	
17...	84	22	22	22	20	18500	6.8	2	
18...	70	23	23	23	19	18000	6.2	4	
19...	70	21	21	21	20	20000	5.7	1	
20...	4	1	
21...	3	1	
22...	27	9	9	9	9	22000	6.4	
23...	9	3	
24...	17	7	7	7	7	18000	5.3	
25...	50	14	14	14	13	18500	5.1	1	
26...	81	21	21	21	20	16500	5.7	2	
28...	21	5	5	5	5	16500	5.6	1	
29...	104	30	29	29	...	1	...	1	...	25	19000	5.9	4	1	
30...	161	42	42	42	40	20000	5.6	2	2	
31...	51	12	12	12	10	19500	5.8	1	1	
32...	101	30	30	30	27	16500	5.6	1	2	
33...	147	48	47	47	...	1	1	45	14000	5.2	3	3	1	
34...	139	45	45	45	37	16500	5.8	6	126	4.8	
35...	151	45	45	45	40	19000	5.8	3	
36...	123	37	34	34	...	3	3	33	16500	5.8	3	1	
37...	119	44	43	43	...	1	...	1	...	36	17500	5.9	5	89	5.6	
38...	147	58	58	58	29	13000	4.6	27	97	4.1	...	3	
39...	124	35	35	35	33	13000	5.2	1	1	
40...	7	3	
42...	68	17	15	15	...	2	2	17	11000	5.8	3	
43...	16	7	6	6	...	1	1	4	
44...	1	3	
46...	36	12	11	11	...	1	1	8	9500	5.4	3	
47...	40	14	10	10	...	4	4	13	10000	5.5	
52...	123	34	30	30	...	4	4	31	11000	5.5	3	2	
53...	71	22	22	22	21	10500	6.0	1	1	
54...	39	11	9	9	...	2	2	10	11000	6.1	
55...	50	17	17	17	12	12000	5.8	4	
56...	*106	32	30	30	...	2	2	30	12500	5.8	1	1	
57...	85	26	24	24	...	2	2	25	11000	5.7	1	1	
58...	178	49	48	46	...	2	1	47	12500	5.8	2	2	
59...	80	25	25	25	23	15000	5.8	1	
60...	87	24	24	24	24	15500	5.8	4	
61...	63	22	22	22	19	15000	5.7	1	
62...	98	22	22	22	22	15500	5.8	1	
63...	57	12	12	12	12	18000	6.1	2	
64...	132	35	35	35	34	24000	6.4	
65...	88	20	20	20	20	23000	6.4	1	
66...	93	21	21	21	21	19500	5.4	2	
67...	88	20	20	20	20	17000	5.6	3	
68...	67	18	18	18	18	16500	5.4	2	
69...	31	7	7	7	6	26000	6.8	1	
70...	15	4	
71...	12	3	
72...	41	11	11	11	11	22000	6.1	1	
73...	37	9	9	9	9	22000	6.2	1	
74...	49	12	12	12	11	18000	5.3	1	
75...	71	20	20	20	20	23000	5.7	
76...	81	20	20	20	20	23000	6.2	
77...	87	19	19	19	19	25000	6.3	2	
78...	71	18	18	18	17	23000	6.1	
80...	72	19	19	19	19	16000	5.9	2	
81...	64	20	20	20	20	15500	5.6	1	
82...	68	21	21	21	20	15000	5.4	
83...	43	15	15	15	15	15500	6.3	
84...	145	41	40	40	...	1	1	38	14000	5.8	3	2	
85...	51	14	14	14	...	1	1	15	14000	5.6	1	
86...	100	24	23	23	...	1	1	22	13500	6.0	1	2	
87...	69	21	20	20	1	20	11000	6.0	1	1	
88...	122	29	29	29	27	13000	6.1	1	1	
89...	124	33	33	33	31	12500	5.8	2	
90...	119	36	35	35	...	1	1	32	10500	5.4	4	1	
91...	50	17	16	16	1	...	16	10000	4.8	1	1	
93...	21	8	7	7	...	1	1	8	10500	5.1	
94...	95	29	28	28	...	1	1	26	9500	5.5	2	1	
95...	88	28	28	28	26	11500	5.7	1	2	
96...	69	16	16	16	13	14000	6.0	3	
97...	55	17	17	17	15	14000	6.2	1	
98...	59	16	16	15	...	1	13	12500	6.0	3	
99...	65	22	22	22	22	13500	5.8	1	
100...	94	31	29	28	...	1	2	28	12000	5.8	3	
101...	79	24	24	24	23	15000	6.0	1	1	
102...	101	29	29	29	28	16000	6.0	1	
103...	29	8	8	8	8	18500	6.0	

City Block Characteristics

Table 2.—CHARACTERISTICS OF HOUSING UNITS, BY BLOCKS: 1960—Con.

["Total population" contains no persons in group quarters unless preceded by asterisk; one asterisk (*) denotes less than 10 percent; two asterisks (**), 10 percent or more]

Blocks within census tracts	Total population	All housing units by condition and plumbing								Occupied housing units							
		Total	Sound			Deteriorating			Dilapidated	Owner occupied			Renter occupied			Occupied by non-white	1.01 or more persons per room
			Total	With all plumbing facilities	Lacking some or all facilities	Total	With all plumbing facilities	Lacking some or all facilities		Total	Average value (dollars)	Average number of rooms	Total	Average contract rent (dollars)	Average number of rooms		
							With flush toilet	No flush toilet									
104...	76	25	25	25	24	15000	5.6	1	1
105...	*185	42	42	42	37	18000	6.2	5	...	5.8	...	1
106...	16	5	5	5	4	1
107...	147	39	39	39	39	24000	5.8
108...	210	43	43	43	43	21000	6.6	1
109...	185	41	41	41	39	22000	6.5	2	1
110...	31	8	8	8	8	25000	6.4
111...	118	32	32	32	30	21000	5.9	1	2
112...	122	32	32	32	32	21000	5.9	2
113...	160	40	38	38	...	2	1	1	...	37	22000	6.1	3	1
114...	92	24	22	22	...	1	1	...	1	23	27000	6.8
115...	41	13	13	13	12	20000	5.6	1
116...	75	17	17	17	17	24000	5.7	3
117...	72	22	22	22	20	15500	5.8	2
118...	43	13	13	13	12	16000	5.8	1
119...	119	28	28	28	28	17000	6.0
120...	73	20	20	20	19	15000	5.4	2
121...	26	8	8	8	8	12500	5.1	1
122...	50	16	16	16	14	15000	5.6	1	1
123...	77	22	22	22	21	13500	6.1	1	1
124...	70	20	20	20	18	11500	5.5	2	1
125...	38	14	12	12	...	2	2	13	11500	5.5	1
126...	10	2
32.....	*4980	1564	1470	1465	5	85	82	3	9	1207	12000	6.2	327	68	5.0	1	48
1.....	2
6.....	8	2
10.....	79	27	20	20	...	7	7	19	8500	6.4	8	63	5.0	...	1
11.....	69	18	15	15	...	3	3	10	10000	6.3	7	66	5.0	...	2
12.....	46	14	8	8	...	6	6	10	10000	6.5	4
13.....	185	63	55	55	...	8	8	42	11000	5.5	20	77	5.2
14.....	23	10	10	10	3	6	88	4.7	...	1
15.....	92	28	27	27	...	1	1	27	12000	5.7	1
16.....	97	27	25	25	...	2	2	26	12500	6.1	1	1
17.....	146	47	44	44	...	3	3	38	13000	6.1	9	82	5.2
18.....	81	27	24	24	...	3	3	21	11500	6.1	5	76	4.4
19.....	107	31	26	26	...	5	5	22	12000	6.5	9	74	5.4
20.....	44	13	11	11	...	2	2	7	11500	6.0	5	83	4.8	...	1
21.....	85	25	21	21	...	4	4	19	10500	6.6	6	67	5.2
22.....	93	35	35	35	19	11500	5.8	14	63	4.7	...	1
23.....	68	26	26	25	1	16	10000	5.5	10	44	4.9
24.....	99	29	13	13	...	13	11	2	3	18	9500	6.2	10	59	4.3	...	2
25.....	135	40	39	39	...	1	1	21	10000	6.4	18	69	4.6	...	1
26.....	138	36	36	36	28	10500	6.4	7	69	3.9	...	3
27.....	**59	15	15	15	11	11000	5.9	4	1
28.....	124	37	35	35	...	2	2	23	10000	6.1	14	63	4.9	...	2
29.....	124	38	38	38	26	11000	6.1	11	67	5.7	...	1
30.....	122	36	36	36	24	10500	5.8	12	64	5.4	...	2
31.....	98	28	24	24	...	3	3	16	11000	6.0	11	65	5.9
32.....	205	76	62	61	1	10	10	...	4	49	11500	6.6	26	53	4.2	1	1
33.....	205	65	65	63	2	43	12000	6.5	20	65	4.4	...	3
34.....	184	58	58	58	45	12000	6.6	13	76	4.8	...	1
35.....	227	66	65	65	...	1	1	64	13000	6.4	1	1
36.....	61	20	20	20	18	11500	6.4	1	1
37.....	155	47	45	45	...	2	2	42	12000	6.4	3
38.....	75	27	27	27	...	1	1	21	12500	6.7	6	90	4.3
39.....	104	23	22	22	...	1	1	20	13000	6.8	3	3
40.....	64	22	19	19	...	3	3	14	12000	6.9	6	55	4.8
41.....	48	19	19	19	14	13000	5.5	3
42.....	73	18	18	18	13	13500	6.5	5	...	5.6	...	1
43.....	83	27	27	27	25	14500	6.4	2	2
44.....	85	31	30	30	...	1	1	27	13000	6.3	4
45.....	119	30	28	28	...	2	2	25	14000	6.5	5	...	5.6	...	4
46.....	187	54	54	54	48	14500	6.6	6	83	5.7	...	1
47.....	35	12	12	12	11	12000	6.5	1
48.....	34	12	12	12	10	12500	6.8	2
49.....	69	29	29	29	27	13500	6.2	1
50.....	92	29	29	29	27	13500	5.9	1
51.....	68	28	28	28	23	11500	5.6	5	65	4.2
52.....	85	26	26	26	23	12500	6.3	1
53.....	214	67	67	67	58	13500	6.1	6	68	5.7	...	2
54.....	60	19	19	19	17	13500	6.2	2	2
55.....	105	33	33	33	28	12500	5.9	5	74	6.0
56.....	49	16	16	16	14	12500	5.9	2
57.....	102	30	30	29	1	29	10500	5.6	1	2
58.....	68	26	26	26	22	16500	5.9	4
33.....	*5717	1733	1709	1707	2	21	20	1	3	1538	18500	6.3	167	77	5.3	...	28
1.....	**200
2.....	213	57	57	57	54	16500	6.6	3	3
3.....	206	60	60	60	53	16000	6.1	6	100	6.7	...	1
4.....	154	44	44	44	43	19500	6.9	1	1
5.....	147	56	55	55	...	1	1	43	19500	6.6	11	77	5.4
6.....	49	15	15	15	12	26000	8.0	2
7.....	276	87	87	87	66	19500	7.7	21	77	5.0
8.....	73	24	24	24	19	12000	6.4	5	68	5.4	...	1

U.S. CENSUS OF HOUSING: 1960

Series HC(3)-207

CITY BLOCKS

Harper Woods, Mich.

Prepared under the supervision of
WAYNE F. DAUGHERTY, Chief
Housing Division




U.S. DEPARTMENT OF COMMERCE

Luther H. Hodges, Secretary

BUREAU OF THE CENSUS

Richard M. Scammon, Director (From May 1, 1961)

Robert W. Burgess, Director (To March 3, 1961)





BUREAU OF THE CENSUS

RICHARD M. SCAMMON, *Director* (From May 1, 1961)

ROBERT W. BURGESS, *Director* (To March 3, 1961)

A. ROSS ECKLER, *Deputy Director*

HOWARD C. GRIEVES, *Assistant Director*

CONRAD TAEUBER, *Assistant Director*

MORRIS H. HANSEN, *Assistant Director for Statistical Standards*

CHARLES B. LAWRENCE, JR., *Assistant Director for Operations*

WALTER L. KEHRES, *Assistant Director for Administration*

CALVERT L. DEDRICK, *Chief, International Statistical Programs Office*

A. W. VON STRUVE, *Acting Public Information Officer*

Housing Division—

WAYNE F. DAUGHERTY, *Chief*

DANIEL B. RATHBUN, *Assistant Chief*

BEULAH WASHBAUGH, *Special Assistant*

MILTON D. LIBBERMAN, *Chief, Coordination and Research*

Decennial Operations Division—GLEN S. TAYLOR, *Chief*

Electronic Systems Division—ROBERT F. DRURY, *Chief*

Field Division—JEFFERSON D. MCPHKE, *Chief*

Geography Division—WILLIAM T. FAY, *Chief*

Population Division—HOWARD G. BRUNSMAN, *Chief*

Statistical Methods Division—JOSEPH STEINBERG, *Chief*

Library of Congress Card Number: A61-9347

SUGGESTED CITATION

U.S. Bureau of the Census. *U.S. Census of Housing: 1960. Vol. III, City Blocks.*
Series HC(3), No. 207.

U.S. Government Printing Office, Washington, D.C., 1961.

For sale by the Superintendent of Documents, U.S. Government Printing Office, Washington 25, D.C.
or any of the Field Offices of the Department of Commerce—Price 20 cents.

Table 1.—CHARACTERISTICS OF HOUSING UNITS, FOR THE CITY: 1960

Subject	Number	Percent	Subject	Number	Percent
All housing units	5,474	100.0	Occupied housing units—Con.		
CONDITION AND PLUMBING			COLOR		
Sound	5,442	99.4	White	5,378	99.9
With all plumbing facilities	5,433	99.3	Nonwhite	5	0.1
Lacking some or all facilities	9	0.2	PERSONS PER ROOM		
Deteriorating	31	0.6	1.00 or less	4,886	90.8
With all plumbing facilities	29	0.5	1.01 or more	497	9.2
Lacking some or all facilities	2	...	AVERAGE NUMBER OF ROOMS		
With flush toilet	2	...	Owner occupied	5.3	...
No flush toilet	Renter occupied	4.3	...
Dilapidated	1	...	VALUE AND RENT		
Occupied housing units	5,383	100.0	Average value	17,000	...
TENURE			Average contract rent	106	...
Owner occupied	4,905	91.1			
Renter occupied	478	8.9			

NOTE.—On the map for Harper Woods approximately 170 blocks are identified.

Table 2.—CHARACTERISTICS OF HOUSING UNITS, BY BLOCKS: 1960

["Total population" contains no persons in group quarters unless preceded by asterisk: one asterisk (*) denotes less than 10 percent; two asterisks (**), 10 percent or more]

Blocks within census tracts	Total population	All housing units by condition and plumbing								Occupied housing units								
		Total	Sound			Deteriorating			Dilapidated	Owner occupied			Renter occupied			1.01 or more persons per room		
			Total	With all plumbing facilities	Lacking some or all facilities	Total	With all plumbing facilities	Lacking some or all facilities		Total	Average value (dollars)	Average number of rooms	Total	Average contract rent (dollars)	Average number of rooms		Occupied by non-white	
879-A...	*5523	1683	1661	1659	2	21	20	1	...	1	1297	19000	5.4	341	112	4.1	1	97
2...	15	5	5	5	12500	5.2
4...	70	22	20	19	1	2	2	21	10500	5.1	1	1	2
5...	2	1
6...	11	3
7...	80	27	23	23	...	4	3	1	20	12500	5.0	5	58	3.8	...	2
8...	5	1
9...	99	30	21	21	...	9	9	25	9000	4.6	5	73	4.6	...	3
10...	15	3
11...	18	4
12...	106	28	25	25	...	2	2	1	26	12000	4.8	2	5
13...	3	1
14...	75	24	24	24	20	19000	5.1	2	1
15...	30	7	7	7	7	20000	5.6	1
16...	22	5	5	5	5	21000	6.4
17...	29	9	8	7	1	1	1	7	12000	4.6	2
18...	67	23	23	23	21	18000	4.8	2
19...	30	9	9	9	8	19000	5.0	1
20...	17	6	5	5	...	1	1	6	21000	5.0
21...	87	27	26	26	...	1	1	27	18000	5.1
22...	96	25	25	25	24	19000	5.5	1
23...	25	6	6	6	5	21000	5.0	1
24...	46	16	16	16	15	19500	5.1
25...	81	22	22	22	20	19000	5.9	1
26...	82	23	23	23	23	19000	5.5
27...	86	20	20	20	20	19500	5.7	2
28...	76	22	22	22	22	17000	5.2	2
29...	109	28	28	28	28	16500	5.4
30...	121	32	32	32	32	16500	5.1	4
31...	103	28	28	28	26	17000	5.5	1	1
32...	122	31	31	31	30	18000	5.6	1	2
33...	100	29	29	29	28	17500	5.5	1	1
34...	117	30	30	30	29	18000	5.6	2
35...	109	33	33	33	33	18500	5.3	1
38...	120	34	34	34	32	18000	5.4	2
39...	59	17	17	17	16	20000	5.3	1	1
40...	92	30	30	30	27	19500	5.3	3
41...	111	32	32	32	31	21000	5.7	1
42...	138	40	40	40	39	26000	5.7	3
43...	126	33	33	33	33	26000	5.8	2
44...	61	23	23	23	22	21000	5.2	1
45...	129	36	36	36	33	20000	5.6	3	1
46...	87	27	27	27	26	22000	5.6	1
47...	17	5	5	5	5	22000	5.8
48...	21	5	5	5	5	19500	5.6
49...	65	17	17	17	16	20000	5.4	3
50...	23	8	8	8	7	19000	5.7	1	1
51...	79	28	28	28	12	21000	6.1	16	111	3.5	...	2
52...	62	18	18	18	18	24000	5.7
53...	25	6	6	6	6	27000	6.0
54...	137	35	35	35	35	24000	5.5	1
55...	**111	33	33	33	17	21000	5.3	16	113	3.8

City Block Characteristics

Table 2.—CHARACTERISTICS OF HOUSING UNITS, BY BLOCKS: 1960—Con.

["Total population" contains no persons in group quarters unless preceded by asterisk; one asterisk (*) denotes less than 10 percent; two asterisks (**), 10 percent or more]

Blocks within census tracts	Total population	All housing units by condition and plumbing								Occupied housing units							
		Total	Sound			Deteriorating			Dilapidated	Owner occupied			Renter occupied			Occupied by non-white	1.01 or more persons per room
			Total	With all plumbing facilities	Lacking some or all facilities	Total	With all plumbing facilities	Lacking some or all facilities		Total	Average value (dollars)	Average number of rooms	Total	Average contract rent (dollars)	Average number of rooms		
56...	126	29	29	29	29	22000	5.6	5
57...	148	38	38	38	38	21000	5.7	2
58...	153	33	33	33	33	21000	5.3	10
59...	173	41	41	41	40	17500	5.6	1	6
60...	154	37	37	37	35	17500	5.7	2	2
61...	179	43	43	43	43	16500	5.6	4
62...	149	41	41	41	40	17000	5.8	1	3
63...	47	24	24	24	20	127	4.8
64...	155	96	96	96	1	86	111	4.0
65...	115	26	26	26	25	19000	5.4	4
66...	134	87	87	87	5	24000	5.4	72	115	3.9
67...	113	58	58	58	9	26000	5.7	45	114	4.0
68...	108	58	58	58	10	29000	5.8	48	114	3.9
69...	100	26	26	26	26	16500	5.1	3
70...	105	26	26	26	26	17000	5.6	2
71...	47	13	13	13	12	17000	5.1	1	1
879-B...	*14472	3791	3781	3774	7	10	9	1	...	3608	16000	5.3	137	91	4.8	4	400
1...	49	12	12	12	8	10500	5.5	4	3
2...	*179	52	48	47	1	4	3	1	...	40	8500	5.2	8	75	4.4	...	6
3...	269	77	76	72	4	1	1	61	15500	5.1	14	64	4.1	...	9
4...	*113	24	24	24	20	20000	5.4	3	4
8...	61	15	15	15	15	25000	6.1	7
9...	201	40	40	40	39	21000	6.1	1	3
10...	138	38	37	37	...	1	1	38	17000	5.3	9
11...	213	44	44	44	43	27000	6.2	2
12...	139	42	42	42	39	21000	5.5	3	4
13...	94	23	23	23	23	23000	5.6	5
14...	214	55	55	55	52	17500	5.4	1	2
15...	103	26	26	26	26	15500	5.0	4
16...	90	22	22	22	21	16500	5.7	4
17...	90	20	20	20	18	17500	5.4	1	10
18...	60	16	16	16	13	17500	5.5	2	4
19...	42	12	12	12	12	16500	5.0	4
20...	*436	104	104	104	102	18500	5.3	4
21...	97	26	26	26	26	18500	4.8	4
22...	111	27	27	27	26	16000	4.9	2
23...	99	27	27	27	27	16000	4.8	7
24...	137	29	29	29	29	16000	5.4	3
25...	105	27	27	27	27	17000	5.2	3
26...	110	30	30	30	30	18000	5.3	8
27...	130	32	32	32	31	17500	5.2	1	3
28...	106	30	30	30	28	16500	4.7	1	4
29...	125	30	29	29	...	1	1	29	18000	5.2	1	6
30...	112	28	28	28	27	19000	5.0	4
31...	296	73	73	73	71	17500	5.4	1	6
32...	54	13	13	13	13	18000	5.6	2
33...	109	29	29	29	29	20000	5.2	2
34...	114	32	32	32	31	17500	5.8	1	2
35...	73	19	19	19	17	16500	5.7	2	6
36...	98	25	25	25	25	18500	5.1	2
37...	72	21	21	21	20	20000	5.1	1	2
38...	308	86	86	86	82	19000	5.1	4	6
39...	263	77	77	77	74	19500	5.2	3	1
40...	263	69	69	69	69	17500	5.4	6
41...	400	109	107	107	...	2	2	107	19000	5.5	1	8
42...	214	65	64	64	...	1	1	64	19500	5.9	1	6
43...	201	63	63	63	57	18000	5.5	5	67	3.6	...	2
44...	239	62	62	62	62	20000	5.7	5
45...	214	62	62	62	59	24000	5.9	3	3
46...	49	15	15	15	15	21000	5.0	1
47...	218	61	61	61	59	24000	5.7	1	1	14
48...	454	107	107	107	107	15500	5.4	10
49...	380	79	79	79	78	12500	5.9	1	1	10
50...	285	57	57	57	56	13000	5.6	1	16
51...	255	54	54	54	53	13000	5.8	1	9
52...	136	32	32	31	1	32	19500	6.0	2
53...	109	26	26	26	25	26000	6.0	1	2
54...	44	13	13	13	12	24000	5.3	5
55...	59	16	16	16	16	20000	5.8	1
56...	79	20	20	20	20	24000	5.7	5
57...	153	38	38	38	38	22000	5.6	10
58...	376	80	80	80	78	13000	5.8	6
59...	296	80	80	80	68	11500	5.5	7	83	5.0	...	11
60...	304	73	73	73	68	12500	5.4	5	83	4.8	...	5
61...	210	52	52	52	52	20000	5.3	4
62...	136	34	34	34	31	21000	5.5	2	1	...
63...	64	17	17	17	15	19000	5.3	2
64...	106	22	22	22	22	14000	5.5
65...	98	28	28	28	27	13000	5.1	1
66...	103	28	28	28	28	13000	5.0
67...	145	40	40	40	34	13000	5.1	5	84	5.2
68...	146	39	39	39	37	12500	4.9	2
69...	124	43	43	43	39	10500	4.8	3
70...	86	28	28	28	24	11500	4.8	2
71...	117	34	34	34	33	11000	5.0	1
72...	66	22	22	22	22	10500	4.5

Table 2.—CHARACTERISTICS OF HOUSING UNITS, BY BLOCKS: 1960—Con.

["Total population" contains no persons in group quarters unless preceded by asterisk: one asterisk (*) denotes less than 10 percent; two asterisks (**), 10 percent or more]

Blocks within census tracts	Total population	All housing units by condition and plumbing								Occupied housing units							
		Sound				Deteriorating				Owner occupied			Renter occupied			Occupied by non-white	1.01 or more persons per room
		Total	With all plumbing facilities	Lacking some or all facilities	Dilapidated	Total	With all plumbing facilities	Lacking some or all facilities	Total	Average value (dollars)	Average number of rooms	Total	Average contract rent (dollars)	Average number of rooms			
						With flush toilet	No flush toilet										
73...	68	20	20	20	19	11000	4.8	3
74...	61	17	17	17	17	10500	4.7	3
75...	73	23	23	23	22	11500	5.0	2
76...	87	26	26	26	23	10500	4.7	2
77...	87	28	28	28	27	11500	4.7	2
78...	156	43	43	43	38	11500	4.8	11
79...	159	41	41	41	37	12000	4.9	7
80...	160	41	41	41	37	12500	5.5	4
81...	98	27	27	27	27	13000	5.5	1
82...	107	28	28	28	28	13500	5.5	5
83...	91	25	25	25	24	13000	5.6	2
84...	87	26	26	26	23	13500	5.2	2
85...	119	27	27	27	26	12500	5.4	6
86...	104	29	29	29	27	13000	5.5	1
87...	152	44	44	44	41	12500	5.2	1
88...	143	40	40	40	39	13000	5.1	3
89...	151	43	43	43	42	11500	5.0	6
90...	83	27	27	27	27	11000	4.4	2
91...	97	30	30	29	1	28	11000	4.7	3
92...	124	34	34	34	33	10500	4.7	5
93...	52	19	19	19	19	10500	4.6	2
94...	67	20	20	20	19	9500	4.6	2
95...	74	23	23	23	22	10500	4.6	1
96...	86	26	26	26	23	10500	4.6	2
97...	85	27	27	27	24	10500	4.5	3
98...	142	42	42	42	41	11000	4.6	4
99...	166	38	38	38	37	12000	5.2	8
100...	177	46	46	46	42	13500	5.0	5
101...	98	30	30	30	29	13000	5.1	4
102...	101	26	26	26	26	13000	5.3	4
103...	78	24	24	24	22	13000	5.1	1

U.S. CENSUS OF HOUSING: 1960

Series HC(3)-208

CITY BLOCKS

Highland Park, Mich.

Prepared under the supervision of
WAYNE F. DAUGHERTY, Chief
Housing Division




U.S. DEPARTMENT OF COMMERCE

Luther H. Hodges, Secretary

BUREAU OF THE CENSUS

Richard M. Scammon, Director (From May 1, 1961)

Robert W. Burgess, Director (To March 3, 1961)





BUREAU OF THE CENSUS

RICHARD M. SCAMMON, *Director* (From May 1, 1961)

ROBERT W. BURGESS, *Director* (To March 3, 1961)

A. ROSS ECKLER, *Deputy Director*
HOWARD C. GRIEVES, *Assistant Director*
CONRAD TAEUBER, *Assistant Director*
MORRIS H. HANSEN, *Assistant Director for Statistical Standards*
CHARLES B. LAWRENCE, JR., *Assistant Director for Operations*
WALTER L. KEHRES, *Assistant Director for Administration*
CALVERT L. DEDRICK, *Chief, International Statistical Programs Office*
A. W. VON STRUVE, *Acting Public Information Officer*

Housing Division—

WAYNE F. DAUGHERTY, *Chief*
DANIEL B. RATHBUN, *Assistant Chief*
BEULAH WASHBAUGH, *Special Assistant*
MILTON D. LIBBERMAN, *Chief, Coordination and Research*

Decennial Operations Division—GLEN S. TAYLOR, *Chief*
Electronic Systems Division—ROBERT F. DRURY, *Chief*
Field Division—JEFFERSON D. McPIKE, *Chief*
Geography Division—WILLIAM T. FAY, *Chief*
Population Division—HOWARD G. BRUNSMAN, *Chief*
Statistical Methods Division—JOSEPH STEINBERG, *Chief*

Library of Congress Card Number: A61-9347

SUGGESTED CITATION

U.S. Bureau of the Census. *U.S. Census of Housing: 1960. Vol. III, City Blocks.*
Series HC(3), No. 208.
U.S. Government Printing Office, Washington, D.C., 1961.

For sale by the Superintendent of Documents, U.S. Government Printing Office, Washington 25, D.C.
or any of the Field Offices of the Department of Commerce — Price 20 cents.

Table 1.—CHARACTERISTICS OF HOUSING UNITS, FOR THE CITY: 1960

Subject	Number	Percent	Subject	Number	Percent
All housing units	15,153	100.0	Occupied housing units—Con.		
CONDITION AND PLUMBING			COLOR		
Sound	13,261	87.5	White	11,770	85.2
With all plumbing facilities	11,672	78.3	Nonwhite	2,050	14.8
Lacking some or all facilities	1,389	9.2	PERSONS PER ROOM		
Deteriorating	1,707	11.3	1.00 or less	13,133	95.0
With all plumbing facilities	1,386	9.1	1.01 or more	687	5.0
Lacking some or all facilities	321	2.1	AVERAGE NUMBER OF ROOMS		
With flush toilet	321	2.1	Owner occupied	6.6	...
No flush toilet	Renter occupied	3.8	...
Dilapidated	165	1.2	VALUE AND RENT		
Occupied housing units	13,820	100.0	Average value	dollars	(1)
TENURE			Average contract rent	dollars	(1)
Owner occupied	5,230	37.8			
Renter occupied	8,590	62.2			

NOTE.—On the map for Highland Park approximately 240 blocks are identified.
 1Data on rent and value not available since these were not collected by blocks for the city of Highland Park.

Table 2.—CHARACTERISTICS OF HOUSING UNITS, BY BLOCKS: 1960

["Total population" contains no persons in group quarters unless preceded by asterisk; one asterisk (*) denotes less than 10 percent; two asterisks (**), 10 percent or more]

Blocks within census tracts	Total population	All housing units by condition and plumbing								Occupied housing units								
		Total	Sound			Deteriorating			Dilapidated	Owner occupied			Renter occupied			Occu- pied by non-white	1.01 or more persons per room	
			Total	With all plumbing facilities	Lacking some or all facilities	Total	With all plumbing facilities	Lacking some or all facilities		Total	Average value (dollars) (1)	Average number of rooms	Total	Average contract rent (dollars) (1)	Average number of rooms			
901.....	*2183	632	364	354	10	207	199	8	...	61	417	...	6.6	188	...	5.2	352	42
2....	141	41	41	41	37	...	7.1	3
3....	134	42	42	41	1	37	...	7.2	2	1
4....	148	40	40	40	39	...	6.8	1	7	1
5....	145	43	43	41	2	40	...	6.7	3	16	1
6....	150	43	37	36	1	6	5	1	34	...	7.0	7	...	7.0	14	...
8....	237	66	16	16	...	28	25	3	22	...	5.8	34	...	5.1	53	9
9....	120	36	10	10	...	15	14	1	11	...	6.2	14	...	5.1	26	4
11....	162	48	11	11	...	29	29	8	...	6.2	23	...	5.0	41	4
12....	197	45	14	14	...	25	25	6	...	6.0	27	...	5.3	37	4
13....	187	53	12	12	...	34	34	7	...	5.6	23	...	5.0	45	6
14....	162	46	6	8	...	35	34	1	3	...	6.0	20	...	5.1	43	6
15....	57	17	2	...	2	11	9	2	4	14	...	4.6	15	1
16....	151	43	39	39	...	4	4	37	...	7.4	4	13	2
17....	*170	45	29	29	...	16	16	36	...	7.2	7	...	6.3	23	3
18....	62	24	20	16	4	4	4	17	...	6.1	6	...	3.7	15	...
902.....	*2056	727	713	704	9	14	14	452	...	8.3	173	...	3.7	155	16
1....	151	42	41	41	...	1	1	40	...	8.2	1
2....	274	158	158	157	1	22	...	9.3	136	...	2.9	1	1
3....	88	29	29	29	28	...	9.0
4....	136	38	36	38	37	...	8.6	1
5....	136	40	37	37	...	3	3	40	...	7.9
6....	86	26	26	26	26	...	8.9
7....	85	23	23	23	20	...	9.0	2	5	...
8....	174	40	37	35	2	3	3	35	...	8.0	5	...	8.2	19	4
9....	166	40	38	38	...	2	2	37	...	8.1	2	24	2
10....	**45	106	106	106	10	...	9.2	1	...
11....	*107	25	25	25	1	1	1	21	...	9.2	3	4	...
12....	158	42	41	40	1	1	1	42	...	8.0	24	...
13....	197	37	36	33	3	1	1	36	...	7.6	1	33	3
14....	197	36	35	33	2	1	1	23	...	8.7	12	...	5.3	16	6
15....	63	21	19	19	...	2	2	15	...	7.9	6	...	5.8	9	...
16....	73	24	24	24	20	...	7.5	4	19	...
903.....	*1704	597	581	569	12	16	16	264	...	7.5	305	...	5.1	18	13
1....	187	65	64	56	8	1	1	32	...	7.9	29	...	4.7	3	...
2....	110	33	33	33	29	...	7.1	4	1
3....	122	38	38	38	36	...	7.5	2
4....	180	78	68	66	...	10	10	22	...	7.5	50	...	4.6	1	2
5....	180	78	78	74	4	20	...	7.3	54	...	4.5	5	1
6....	*234	80	80	80	25	...	7.4	49	...	5.7	1	1
7....	*164	47	47	47	20	...	8.4	27	...	5.6	1	...
8....	153	54	53	53	...	1	1	23	...	6.7	29	...	5.9	2	1
9....	226	87	84	84	...	3	3	26	...	6.9	57	...	4.6	4	4
10....	44	11	11	11	11	...	7.5	1
11....	51	14	13	13	...	1	1	9	...	8.1	4	...	7.3	1	1
12....	**53	12	12	12	11	...	9.1	1	1
904.....	*3586	1851	1809	1784	25	42	41	1	227	...	6.6	1525	...	3.4	24	25
1....	149	64	64	61	3	19	...	6.5	37	...	5.2	...	1
2....	313	169	168	166	2	1	1	25	...	7.0	138	...	3.4	...	1
3....	*199	70	67	67	...	3	3	34	...	6.6	26	...	6.0
4....	*206	270	270	270	2	268	...	3.1	2	1

1Data on rent and value not available since these were not collected by blocks for the city of Highland Park.

City Block Characteristics

Table 2.—CHARACTERISTICS OF HOUSING UNITS, BY BLOCKS: 1960—Con.

["Total population" contains no persons in group quarters unless preceded by asterisk; one asterisk (*) denotes less than 10 percent; two asterisks (**), 10 percent or more]

Blocks within census tracts	Total population	All housing units by condition and plumbing									Occupied housing units						
		Total	Sound			Deteriorating			Dilapidated	Owner occupied			Renter occupied			Occupied by non-white	1.01 or more persons per room
			Total	With all plumbing facilities	Lacking some or all facilities	Total	With all plumbing facilities	Lacking some or all facilities		Total	Average value (dollars) (1)	Average number of rooms	Total	Average contract rent (dollars) (1)	Average number of rooms		
6...	84	50	50	50	13	...	6.5	35	...	3.0
7...	*559	287	259	257	2	28	27	1	...	10	...	6.2	266	...	3.4	...	6
8...	**254	119	119	113	6	9	...	6.9	108	...	3.3	...	4
9...	484	316	316	307	9	18	...	4.8	277	...	2.9	3	7
10...	440	238	238	236	2	14	...	6.7	204	...	3.6	1	3
11...	263	121	120	120	...	1	1	27	...	7.0	85	...	3.7	1	2
12...	173	78	74	73	1	4	4	28	...	6.8	50	...	3.1	17	...
13...	162	69	64	64	...	5	5	28	...	6.8	34	...	3.3
905.....	*3194	1204	1117	1115	2	80	80	...	7	330	...	6.3	773	...	4.2	363	80
1...	238	149	149	1	138	...	2.9	14	5
2...	112	39	37	37	...	2	2	25	...	5.9	13	...	5.7	5	2
3...	**128	24	22	22	2	2	2	18	...	5.8	6	...	5.2	4	1
4...	151	49	36	36	...	9	9	32	...	6.3	15	...	5.3	18	2
5...	259	108	103	103	...	4	4	...	4	23	...	5.8	76	...	3.7	7	6
6...	177	73	70	70	...	3	3	18	...	6.1	44	...	4.6	14	7
7...	159	55	48	48	...	5	5	...	2	28	...	5.9	26	...	5.3	18	4
8...	199	76	76	76	29	...	5.7	38	...	4.4	21	4
9...	296	147	145	145	...	2	2	20	...	5.9	118	...	3.4	26	9
10...	*227	92	92	91	1	17	...	7.4	74	...	3.8	38	3
11...	258	80	80	80	23	...	6.7	48	...	4.8	64	7
12...	247	65	63	63	...	2	2	28	...	7.4	30	...	5.3	36	...
13...	126	50	50	50	24	...	6.8	23	...	5.5	16	...
14...	211	63	49	49	...	14	14	18	...	6.2	38	...	5.3	30	9
15...	221	71	60	59	1	11	11	24	...	6.0	36	...	5.9	19	5
16...	69	22	14	14	...	8	8	19	...	5.2	11	2
17...	116	41	23	23	...	18	18	2	...	6.0	31	...	5.0	22	3
906.....	*3456	1161	854	821	33	237	226	11	...	70	469	...	558	...	4.6	673	102
1...	51	21	21	21	11	...	6.0	7	...	5.3	17	...
3...	40	13	13	13	8	...	5.4	5	...	5.0	13	...
4...	30	12	11	11	1	...	5.8	2	4	...
5...	**169	44	42	40	2	2	2	21	...	6.1	18	...	5.5	39	1
6...	235	60	60	60	26	...	6.3	30	...	5.3	54	11
7...	190	61	58	53	5	3	29	...	5.6	28	...	4.9	53	6
8...	140	43	43	41	2	11	...	5.9	25	...	4.9	35	4
9...	157	70	65	65	...	5	5	25	...	6.0	35	...	3.5	39	3
10...	119	38	32	32	...	6	...	6	...	21	...	6.2	14	...	4.2	33	2
11...	379	105	96	93	3	9	9	53	...	5.9	41	...	4.7	90	18
12...	61	28	27	25	2	3	18	...	4.6	21	1
13...	133	37	37	37	17	...	6.3	15	...	6.1	29	5
14...	181	70	68	68	...	2	2	26	...	5.1	37	...	3.9	54	8
15...	147	54	54	51	3	24	...	5.8	22	...	4.5	18	5
16...	23	5	5	5	5	...	6.2	3	1
18...	96	37	6	6	...	26	26	...	5	21	...	5.6	14	...	5.3	10	...
19...	146	37	4	4	...	25	25	...	8	21	...	5.7	12	...	5.2	22	10
20...	274	98	23	23	...	58	56	2	...	17	...	6.0	59	...	4.7	34	7
21...	*177	55	16	16	...	25	24	1	...	14	...	6.1	11	...	4.6	21	3
22...	254	93	92	80	12	1	1	23	...	5.9	59	...	3.9	42	8
23...	137	61	61	57	4	21	...	5.3	33	...	4.1	18	1
24...	186	72	9	9	...	58	56	2	...	5	...	5.7	48	...	4.6	20	5
25...	131	47	11	11	...	20	20	16	...	5.7	20	...	5.3	4	3
907.....	4161	1546	1405	1385	20	134	115	19	...	7	577	...	847	...	4.7	156	77
1...	175	93	93	93	6.8	75	...	4.3
2...	185	104	104	104	15	...	6.4	82	...	5.5
3...	128	47	47	47	34	...	6.1	10	...	5.1
4...	221	81	81	77	4	35	...	6.2	43	...	4.2	2	3
5...	325	119	119	117	2	43	...	5.7	66	...	4.2	5	5
6...	113	43	43	43	21	...	6.0	19	...	5.3	...	1
7...	74	23	20	20	...	3	3	12	...	6.3	9	...	5.4	1	1
8...	277	103	74	72	2	25	25	...	4	43	...	5.8	52	...	4.9	...	3
9...	122	40	34	32	2	6	5	1	...	18	...	6.2	19	...	5.0	1	1
10...	142	47	43	43	...	4	4	31	...	5.8	15	...	5.7
11...	67	25	16	16	...	9	7	2	...	9	...	5.6	12	...	3.8	4	3
12...	60	39	39	39	1	32	...	3.1	...	1
14...	165	79	52	52	...	25	25	...	2	22	...	5.7	40	...	4.6	5	1
15...	168	59	53	53	...	6	4	2	...	29	...	6.0	26	...	4.9	5	4
16...	174	68	53	53	...	15	15	21	...	5.3	38	...	4.6	...	5
17...	119	40	40	40	17	...	5.5	18	...	5.5	1	4
18...	237	82	82	82	35	...	5.9	42	...	5.1	1	2
19...	297	91	74	70	4	17	4	13	...	31	...	6.1	53	...	4.1	7	7
20...	78	22	21	21	...	1	1	8	...	5.8	12	...	5.1	4	2
21...	88	33	32	32	6	...	6.2	22	...	5.1	4	2
22...	106	58	58	57	1	10	...	6.0	42	...	3.1	6	3
23...	170	58	56	55	1	2	1	1	...	24	...	6.0	32	...	5.1	13	3
24...	193	58	54	50	4	4	4	24	...	5.7	31	...	5.4	18	6
25...	104	27	20	20	...	7	7	16	...	5.6	11	...	4.9	16	3
26...	163	41	36	36	...	5	5	27	...	6.1	12	...	5.3	31	6
27...	30	8	5	5	...	3	3	7	...	6.6	1	4	...
28...	4	1
29...	216	57	55	55	...	2	2	21	...	5.9	32	...	5.5	38	11
908.....	4110	1614	1581	1534	47	33	24	9	...	917	...	6.8	662	...	3.9	1	16
1...	26	9	9	9	6	...	6.3	3
2...	167	82	82	82	37	...	6.3	44	...	3.4
3...	18	8	8	6	2	3	5	...	5.0
4...	124	41	41	41	38	...	6.1	3
5...	136	54	54	52	2	45	...	6.6	8				

Table 2.—CHARACTERISTICS OF HOUSING UNITS, BY BLOCKS: 1960—Con.

["Total population" contains no persons in group quarters unless preceded by asterisk: one asterisk (*) denotes less than 10 percent; two asterisks (**), 10 percent or more]

Blocks within census tracts	Total population	All housing units by condition and plumbing								Occupied housing units								
		Total	Sound			Deteriorating			Dilapidated	Owner occupied			Renter occupied			Occupied by non-white	1.01 or more persons per room	
			Total	With all plumbing facilities	Lacking some or all facilities	Total	With all plumbing facilities	Lacking some or all facilities		Total	Average value (dollars) (1)	Average number of rooms	Total	Average contract rent (dollars) (1)	Average number of rooms			
						With flush toilet	No flush toilet											
6...	151	51	51	47	4	43	...	6.9	6	...	4.3	...	1	
7...	150	46	46	45	1	38	...	6.5	8	...	6.0	...	1	
9...	76	29	29	29	28	...	7.1	1	
10...	126	38	38	38	36	...	7.3	2	1	
11...	123	43	43	43	43	...	6.5	1	
12...	173	61	61	57	4	42	...	6.4	19	...	4.5	1	...	
13...	183	69	69	69	48	...	6.0	21	...	3.2	...	2	
14...	120	43	43	43	38	...	6.3	5	...	6.4	...	1	
15...	240	113	110	110	...	3	36	...	7.2	77	...	3.2	
16...	180	92	92	92	30	...	7.5	58	...	2.5	
17...	105	36	36	36	31	...	6.7	4	
18...	113	44	44	44	36	...	7.0	4	1	
19...	105	36	36	36	33	...	7.4	3	
20...	99	27	27	27	23	...	7.7	3	
21...	182	102	102	102	25	...	7.8	76	...	3.1	
22...	193	100	100	100	24	...	8.6	74	...	3.1	
23...	86	27	27	27	25	...	7.8	2	
24...	104	33	33	33	31	...	7.5	1	
25...	171	72	72	72	44	...	6.2	26	...	5.1	...	1	
26...	185	55	55	55	28	...	6.8	26	...	5.5	...	3	
27...	169	61	61	61	32	...	6.8	25	...	5.4	
28...	300	135	106	79	27	29	20	9	...	28	...	6.3	101	...	3.6	...	1	
29...	66	24	24	19	5	9	...	6.8	15	...	4.2	...	1	
30...	235	83	82	80	2	1	1	37	...	6.2	42	...	5.0	...	2	
909.....	*3683	1740	1553	992	561	184	141	43	...	3	345	...	6.3	1162	...	3.4	84	80
1...	174	105	105	66	39	8	...	6.4	93	...	3.1	...	2	
2...	91	41	41	27	14	13	...	5.7	25	...	3.5	...	2	
3...	64	25	25	16	9	7	...	7.3	17	...	3.8	
7...	86	52	52	52	50	...	4.1	...	9	
11...	*189	49	10	10	...	39	32	7	...	9	...	6.4	35	...	4.9	...	22	
12...	271	132	117	41	76	14	10	4	...	1	4	...	101	...	3.0	24	13	
13...	244	236	208	30	178	28	5	23	...	8	...	4.8	152	...	1.8	1	9	
14...	229	138	138	56	82	19	...	5.2	92	...	2.7	8	6	
15...	208	88	85	53	32	3	3	20	...	6.5	53	...	3.7	6	3	
16...	252	91	47	32	15	42	38	4	...	2	21	...	6.3	60	...	4.4	21	7
17...	294	114	66	58	8	48	45	3	36	...	6.1	69	...	4.4	...	5
18...	211	75	75	65	10	25	...	6.2	46	...	4.5	...	6	
19...	223	116	116	100	16	18	...	5.7	88	...	3.8	...	1	
20...	*219	109	109	81	28	26	...	7.2	72	...	3.3	...	2	
21...	267	97	97	81	16	26	...	6.2	64	...	4.1	...	5	
22...	*247	115	108	102	6	7	7	30	...	6.3	76	...	4.0	...	2	
23...	134	40	40	40	31	...	7.0	9	...	5.3	1	2	
24...	144	64	61	33	28	3	1	2	...	24	...	6.0	33	...	3.4	1	3	
25...	136	53	53	49	4	20	...	7.6	27	...	3.4	...	3	
910.....	*2218	868	830	787	43	38	22	16	328	...	6.7	492	...	3.9	6	36
1...	64	19	19	17	2	17	...	8.4	2	
2...	70	21	19	19	...	2	2	15	...	6.5	5	...	6.2	
3...	88	26	26	26	22	...	6.6	4	...	4.2	1	1	
4...	134	45	45	45	38	...	6.7	6	...	6.3	
5...	132	36	36	36	32	...	7.0	2	1	
6...	*396	203	203	196	7	25	...	7.5	173	...	3.0	1	12	
7...	*160	58	56	45	11	2	1	1	...	27	...	6.6	27	...	4.2	...	1	
8...	158	48	45	45	...	3	3	25	...	6.6	18	...	5.9	...	6	
9...	203	82	59	56	3	23	8	15	...	34	...	6.7	31	...	5.2	1	2	
10...	262	85	79	74	5	6	6	28	...	6.6	53	...	5.3	3	6	
11...	197	72	72	64	8	36	...	6.4	32	...	4.9	
12...	*354	173	171	164	7	2	2	29	...	5.8	139	...	3.3	...	7	
911.....	*1942	649	454	435	19	185	151	34	...	10	315	...	6.9	289	...	4.1	3	27
1...	74	25	24	24	...	1	1	20	...	6.9	5	...	6.6	...	2	
2...	84	37	13	12	1	16	11	5	...	8	...	6.3	10	...	3.5	...	3	
3...	67	28	9	9	...	19	11	8	...	13	...	6.4	12	...	3.9	...	3	
4...	*191	34	13	13	...	20	16	4	...	1	22	...	7.7	11	...	4.9
5...	157	60	38	34	4	22	14	6	...	42	...	7.4	12	...	2.4	...	2	
6...	187	57	56	56	...	1	1	44	...	6.5	11	...	5.4	...	3	
7...	211	72	68	68	...	4	4	39	...	5.9	25	...	4.6	1	6	
8...	196	73	30	30	...	43	41	2	...	24	...	7.3	45	...	4.8	1	...	
9...	*198	24	11	11	...	12	10	2	...	14	...	6.7	8	...	4.6	...	1	
10...	209	117	100	100	...	17	17	15	...	8.3	98	...	3.2	
11...	144	47	23	23	...	24	24	34	...	7.2	11	...	5.7	
12...	224	75	69	55	14	6	1	5	...	29	...	7.0	41	...	4.2	1	7	
912.....	*3117	1531	1059	523	536	445	282	163	...	27	293	...	6.3	946	...	3.0	215	122
1...	145	51	7	5	2	40	19	21	...	4	17	...	6.2	32	...	2.9	13	6
2...	172	119	119	118	101	38	16	22	...	7	...	7.2	95	...	2.2	7	7	
3...	111	80	76	19	57	4	3	1	...	4	64	...	2.0	8	5	
4...	*161	70	60	53	7	10	10	8	...	6.3	51	...	4.0	14	8	
5...	329	146	106	48	58	40	29	11	...	16	...	6.6	107	...	3.6	34	13	
6...	235	103	1	1	...	95	63	32	...	7	...	6.4	62	...	3.5	14	9	
7...	115	33	10	8	2	18	14	4	...	5	...	7.2	13	...	5.2	7	4	
8...	337	151	78	55	8	73	66	7	...	17	...	6.9	103	...	4.1	58	14	
9...	79	91	69	61	15	6	6	9	...	7	...	5.5	38	...	2.2	
10...	286	142	122	64	58	20	2	18	...	14	...	4.1	106	...	2.4	...	10	
11...	247	87	64	40	24	23	20	3	...	35	...	6.4	38	...	3.7	29	13	
12...	249	73	37	33	4	32	25	7	...	4	...	6.7	33	...	4.6	25	10	
13...	190	70	70	60	10	45	...	6.5	22	...	4.6	...	1	

¹Data on rent and value not available since these were not collected by blocks for the city of Highland Park.

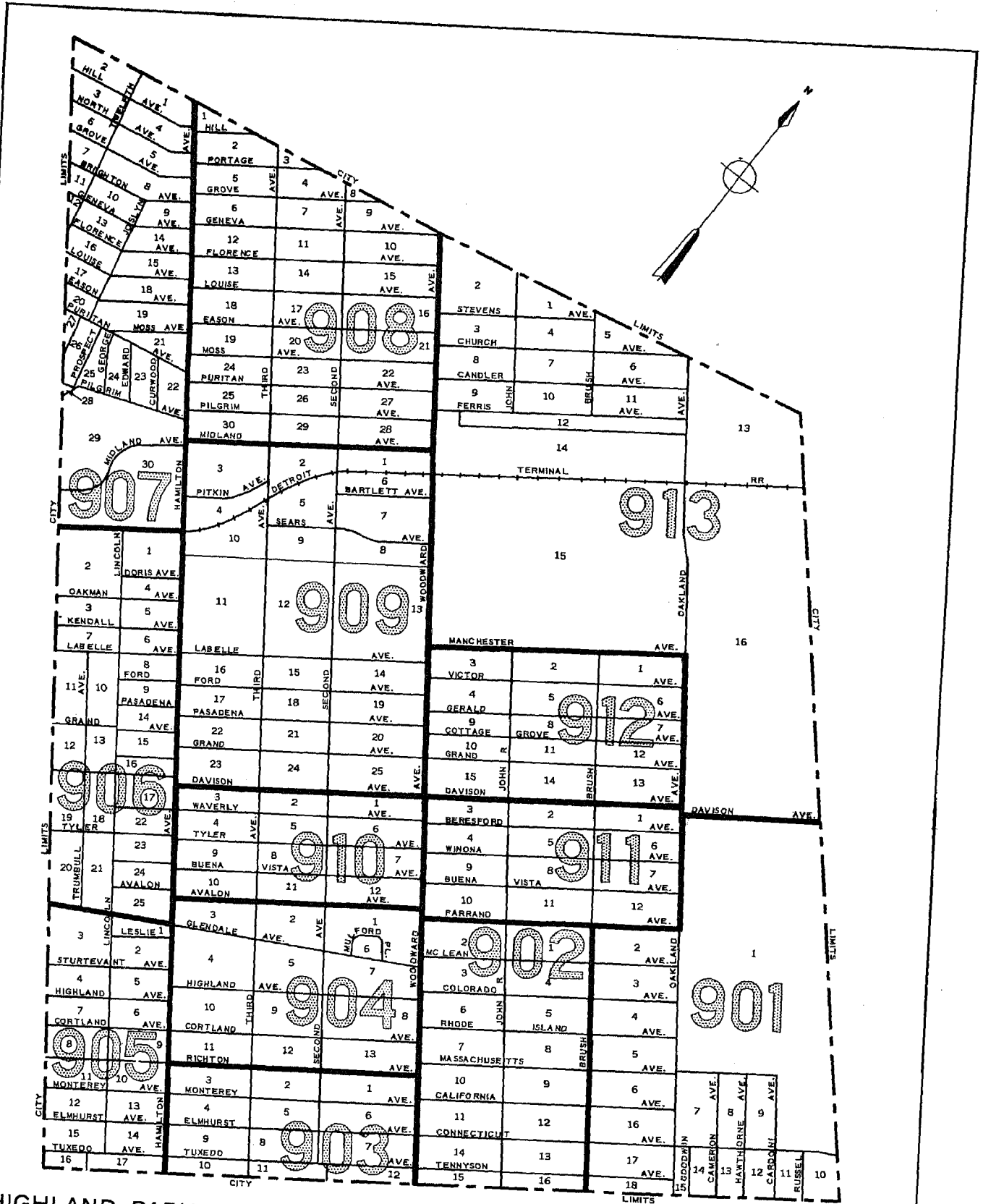
City Block Characteristics

Table 2.—CHARACTERISTICS OF HOUSING UNITS, BY BLOCKS: 1960—Con.


["Total population" contains no persons in group quarters unless preceded by asterisk; one asterisk (*) denotes less than 10 percent; two asterisks (**), 10 percent or more]

Blocks within census tracts	Total population	All housing units by condition and plumbing										Occupied housing units						
		Total	Sound			Deteriorating				Dilapidated	Owner occupied			Renter occupied			Occupied by non-white	1.01 or more persons per room
			Total	With all plumbing facilities	Lacking some or all facilities	Total	With all plumbing facilities	Lacking some or all facilities			Total	Average value (dollars) (1)	Average number of rooms	Total	Average contract rent (dollars) (1)	Average number of rooms		
								With flush toilet	No flush toilet									
14...	249	124	113	76	35	11	7	4	33	...	5.8	71	...	2.7	3	13
15...	212	153	127	33	94	26	2	24	21	...	5.1	111	...	1.9	3	9
913.....	*2353	1033	941	639	72	92	75	17	296	...	6.1	669	...	4.1	...	51
1....	187	79	76	70	6	3	3	17	...	6.0	54	...	4.7	...	3
2....	91	41	41	40	1	6	...	8.2	32	...	4.7	...	2
3....	184	87	75	69	6	12	2	10	15	...	6.3	66	...	3.2	...	2
4....	225	78	75	71	4	3	3	19	...	5.7	57	...	5.0	...	4
5....	93	25	21	21	...	4	4	14	...	6.6	11	...	5.4	...	3
6....	265	76	65	65	...	11	8	3	37	...	5.8	33	...	5.0	...	12
7....	222	83	77	73	4	6	6	28	...	5.8	48	...	4.3	...	6
8....	**168	63	59	44	15	4	3	1	10	...	4.9	48	...	3.8	...	4
9....	84	30	27	25	2	3	3	18	...	5.6	12	...	3.8	...	1
10...	293	107	94	90	4	13	12	1	29	...	6.9	71	...	4.6	...	4
11...	234	79	75	73	2	4	4	46	...	6.2	24	...	4.9	...	2
12...	491	253	238	210	28	15	15	38	...	6.1	200	...	3.3	...	6
13...	116	32	18	18	...	14	12	2	19	...	6.0	11	...	4.6	...	2

¹Data on rent and value not available since these were not collected by blocks for the city of Highland Park.



HIGHLAND PARK, MICHIGAN, BY CENSUS TRACTS AND BLOCKS: 1960



LEGEND

BLOCK NUMBERS

TRACT NUMBERS

TRACT BOUNDARIES

U. S. DEPARTMENT OF COMMERCE, BUREAU OF THE CENSUS

27

2

U.S. CENSUS OF HOUSING: 1960

Series HC(3)-209

CITY BLOCKS

Inkster, Mich.

Prepared under the supervision of
WAYNE F. DAUGHERTY, Chief
Housing Division




U.S. DEPARTMENT OF COMMERCE

Luther H. Hodges, *Secretary*

BUREAU OF THE CENSUS

Richard M. Scammon, *Director (From May 1, 1961)*

Robert W. Burgess, *Director (To March 3, 1961)*





BUREAU OF THE CENSUS

RICHARD M. SCAMMON, *Director* (From May 1, 1961)

ROBERT W. BURGESS, *Director* (To March 3, 1961)

A. ROSS ECKLER, *Deputy Director*
HOWARD C. GRIEVES, *Assistant Director*
CONRAD TABUBER, *Assistant Director*
MORRIS H. HANSEN, *Assistant Director for Statistical Standards*
CHARLES B. LAWRENCE, JR., *Assistant Director for Operations*
WALTER L. KEHRES, *Assistant Director for Administration*
CALVERT L. DEBRICK, *Chief, International Statistical Programs Office*
A. W. VON STRÜVE, *Acting Public Information Officer*

Housing Division—

WAYNE F. DAUGHERTY, *Chief*
DANIEL B. RATHBUN, *Assistant Chief*
BEULAH WASHBAUGH, *Special Assistant*
MILTON D. LIBBERMAN, *Chief, Coordination and Research*

Decennial Operations Division—GLEN S. TAYLOR, *Chief*
Electronic Systems Division—ROBERT F. DRURY, *Chief*
Field Division—JEFFERSON D. MCPHIE, *Chief*
Geography Division—WILLIAM T. FAY, *Chief*
Population Division—HOWARD G. BRUNSMAN, *Chief*
Statistical Methods Division—JOSEPH STEINBERG, *Chief*

Library of Congress Card Number: A61-9347

SUGGESTED CITATION

U.S. Bureau of the Census. *U.S. Census of Housing: 1960. Vol. III, City Blocks.*
Series HC(3), No. 209.
U.S. Government Printing Office, Washington, D.C., 1961.

For sale by the Superintendent of Documents, U.S. Government Printing Office, Washington 25, D.C.
or any of the Field Offices of the Department of Commerce — Price 20 cents.

Table 1.—CHARACTERISTICS OF HOUSING UNITS, FOR THE CITY: 1960

Subject	Number	Percent	Subject	Number	Percent
All housing units.....	9,757	100.0	Occupied housing units—Con.		
CONDITION AND PLUMBING			COLOR		
Sound.....	9,283	95.1	White.....	6,343	67.4
With all plumbing facilities.....	9,175	94.0	Nonwhite.....	3,064	32.6
Lacking some or all facilities.....	104	1.1	PERSONS PER ROOM		
Deteriorating.....	374	3.8	1.00 or less.....	7,331	77.9
With all plumbing facilities.....	333	3.4	1.01 or more.....	2,076	22.1
Lacking some or all facilities.....	41	0.4	AVERAGE NUMBER OF ROOMS		
With flush toilet.....	36	0.4	Owner occupied.....	5.2	...
No flush toilet.....	5	0.1	Renter occupied.....	4.4	...
Dilapidated.....	100	1.0	VALUE AND RENT		
Occupied housing units.....	9,407	100.0	Average value.....dollars..	12,700	...
TENURE			Average contract rent.....dollars..	68	...
Owner occupied.....	7,844	83.4			
Renter occupied.....	1,563	16.6			

NOTE.—On the map for Inkster approximately 470 blocks are identified.

Table 2.—CHARACTERISTICS OF HOUSING UNITS, BY BLOCKS: 1960

["Total population" contains no persons in group quarters unless preceded by asterisk; one asterisk (*) denotes less than 10 percent; two asterisks (**), 10 percent or more]

Blocks within census tracts	Total population	All housing units by condition and plumbing									Occupied housing units							
		Total	Sound			Deteriorating			Dilapidated	Owner occupied			Renter occupied			Occupied by non-white	1.01 or more persons per room	
			Total	With all plumbing facilities	Lacking some or all facilities	Total	With all plumbing facilities	Lacking some or all facilities		Total	Average value (dollars)	Average number of rooms	Total	Average contract rent (dollars)	Average number of rooms			
841.....	*10153	2461	2390	2357	33	64	58	5	1	7	2097	10500	5.1	279	69	4.5	1019	605
2....	83	19	19	19	16	12500	5.4	3	4
4....	39	9	8	8	8	9500	5.3	1	3
5....	82	21	20	20	...	1	1	...	16	9000	5.2	4	1	6
6....	147	32	31	31	...	1	1	...	26	10500	4.9	5	69	5.0	...	8
7....	81	23	23	23	13	9000	6.3	9	50	4.9	...	4
8....	65	23	23	23	13	7500	5.2	10	50	4.0	...	1
9....	40	15	15	11	4	7	6500	5.1	7	53	3.9	...	1
10....	7	1
11....	59	14	14	14	14	10000	4.9	12	6
12....	60	17	17	17	14	10000	4.9	2	15	5
13....	74	17	17	17	17	8500	4.8	16	5
14....	**112	17	16	16	...	1	16	9000	5.3	12	3
15....	78	19	19	19	13	8000	5.3	6	57	4.5	1	5
16....	227	55	55	55	49	10500	4.3	3	21
17....	153	34	34	34	33	10500	4.3	1	14
18....	85	23	23	21	2	21	10500	5.3	1	1	1
19....	55	13	13	13	13	11500	5.1	2
20....	60	17	17	17	16	10000	5.4	1
21....	66	20	20	20	19	10500	5.4	1
22....	110	30	30	30	27	10000	4.1	3	7
23....	66	16	16	16	14	7500	5.4	2	5
24....	61	15	15	15	12	9500	4.9	3	6
25....	68	16	16	16	13	10000	4.7	3	4
26....	69	18	16	16	...	2	16	9000	5.1	1	6
27....	80	15	14	14	...	2	2	13	10500	5.5	1	7
28....	105	26	23	23	...	3	3	20	10000	5.2	6	58	3.5	22	9
29....	83	16	15	15	...	1	1	15	11500	5.0	1	5
30....	71	18	17	17	...	1	1	18	10500	4.6	6
31....	58	17	17	16	1	15	7500	5.2	1	2
32....	12	3
33....	92	21	21	17	4	15	9000	5.1	5	55	4.0	9	7
34....	46	13	13	13	8	9500	5.3	4	1
35....	74	18	18	18	15	9500	5.3	2	6
36....	85	21	21	21	18	10000	4.9	3	4
37....	17	17	17	17	13	9500	5.8	3	1
38....	58	15	17	17	...	2	2	12	10000	5.3	2	4
39....	62	19	18	16	2	1	1	13	10000	4.7	3	4
40....	110	21	20	18	2	1	1	17	9000	5.1	2	7
41....	93	22	22	22	20	11000	4.6	2	7
42....	77	19	19	19	17	11000	4.8	2	6
43....	78	18	18	18	17	14000	5.1	4
44....	109	26	25	25	24	11500	5.0	1	7
45....	94	19	16	15	1	3	3	13	10000	5.2	5	54	5.0	17	6
46....	65	16	16	16	...	1	1	15	9500	5.1	2	4
47....	91	23	22	21	1	1	1	22	14000	5.8	1	5
48....	14	4
49....	25	7	7	7	6	10500	6.0	1
51....	42	12	12	12	11	9000	5.5	1
52....	37	8	8	8	6	9000	5.8	2	3
53....	96	21	21	20	1	17	10500	5.2	2	8
54....	120	23	23	22	1	21	12000	5.3	2	10

Table 2.—CHARACTERISTICS OF HOUSING UNITS, BY BLOCKS: 1960—Con.

["Total population" contains no persons in group quarters unless preceded by asterisk; one asterisk (*) denotes less than 10 percent; two asterisks (**), 10 percent or more]

Blocks within census tracts	Total population	All housing units by condition and plumbing									Occupied housing units							
		Total	Sound			Deteriorating			Dilapidated	Owner occupied			Renter occupied			Occupied by non-white	1.01 or more persons per room	
			Total	With all plumbing facilities	Lacking some or all facilities	Total	With all plumbing facilities	Lacking some or all facilities		Total	Average value (dollars)	Average number of rooms	Total	Average contract rent (dollars)	Average number of rooms			
8...	**18	5	4	3	1	1	1	3	1	4	...
9...	39	11	11	8	3	7	10500	5.4	4	11	1
10...	34	10	10	10	7	12500	5.1	3	10	2
11...	5	2
12...	52	12	11	11	...	1	1	10	11000	5.5	2	12	3
13...	20	5	4	4	...	1	1	1	4	5	2
14...	43	16	9	9	...	1	1	5	...	5.8	8	60	3.5	13	3
17...	57	15	15	15	13	7000	4.8	2	15	5
18...	152	31	29	29	...	2	2	17	5500	4.6	14	68	4.7	31	11
19...	164	32	31	31	...	1	1	20	8000	4.9	12	72	4.6	32	14
20...	180	34	32	32	...	2	2	13	10500	5.2	18	73	5.3	31	15
21...	83	16	16	15	1	11	10500	6.6	5	58	4.2	16	7
22...	107	28	20	19	1	8	14	8500	5.4	7	69	5.4	21	11
23...	50	17	9	9	...	8	8	11	10500	6.4	4	15	2
24...	40	14	13	13	...	1	1	10	10000	5.9	4	14	...
25...	62	19	17	17	...	2	2	13	10000	5.4	6	58	4.5	19	4
26...	40	10	7	7	...	3	3	8	6500	6.3	2	10	1
27...	66	18	12	11	1	6	6	11	12000	4.7	7	64	4.6	18	4
28...	80	16	11	10	1	5	5	10	13000	5.6	6	54	4.7	16	6
29...	*113	23	22	22	...	1	1	16	13500	6.1	7	71	4.9	23	4
30...	90	26	24	24	...	2	2	18	11500	6.2	8	59	3.0	26	5
31...	135	31	31	27	4	24	11000	5.6	7	64	4.4	31	7
32...	71	21	19	19	...	2	2	15	10500	5.6	5	64	4.6	20	2
33...	95	24	23	19	4	1	...	1	15	11000	6.1	9	52	3.8	23	3
34...	84	22	19	19	...	3	3	16	10000	6.4	6	59	4.8	22	2
35...	105	26	25	22	3	1	15	12500	6.3	11	64	4.0	26	5
36...	92	24	23	23	...	1	...	1	18	10500	5.5	6	55	5.0	24	4
37...	147	31	31	28	3	21	12000	6.2	10	61	3.8	31	8
38...	91	28	25	25	...	3	3	21	10500	5.6	7	57	4.7	28	2
39...	63	21	18	18	...	1	1	2	17	11000	5.4	4	20	1
40...	74	18	10	10	...	3	3	5	7	9000	6.0	9	57	5.4	16	4
41...	**55	12	8	8	...	3	4	2	7	10000	6.7	4	11	...
42...	67	21	15	15	...	4	1	2	9	5500	6.9	9	62	3.9	18	3
43...	72	25	12	12	...	13	1	12	8	11000	5.6	17	62	3.2	25	4
44...	35	7	7	7	6	11500	6.2	6	3
45...	96	21	21	21	15	8500	5.5	4	19	6
46...	66	16	16	16	14	8500	5.1	2	16	5
47...	9	4
48...	119	48	48	48	4	44	54	3.0	48	8
49...	29	7	7	7	4	3	7	1
50...	33	7	5	5	...	2	2	6	11500	6.2	1	7	3
51...	9	3
52...	29	7	5	5	...	1	1	1	5	10500	...	1	6	1
53...	12	4
54...	21	3
55...	15	3	3	2	1	1	1	1	3	1	4	1
56...	**13	3
57...	54	19	17	11	6	2	...	2	9	17500	5.1	9	48	3.3	18	1
58...	15	6	5	4	1	1	4	1	5	...
59...	22	9	5	5	...	3	3	4	4	8	1
60...	22	8	7	7	...	1	1	...	6	11000	5.5	4	2
61...	52	11	11	9	2	7	11500	6.9	4	10	1
62...	95	20	20	20	8	10000	6.1	12	71	4.8	20	5
63...	80	19	18	18	...	1	1	8	15000	5.9	11	58	4.6	19	3
65...	221	42	42	42	31	7500	4.3	11	62	4.3	42	24
66...	18	3
67...	45	12	12	9	3	8	10500	5.1	3	11	3
68...	33	9	9	9	8	11000	6.9	1	8	1
69...	79	16	10	10	...	6	6	14	7500	5.4	2	16	4
70...	41	11	10	10	...	1	1	11	8000	5.3	11	1
71...	54	14	12	10	2	1	1	12	9500	5.8	2	14	2
72...	50	15	6	6	...	8	6	2	...	1	11	8000	5.5	3	14	3
73...	38	7	3	3	...	2	2	2	5	9500	6.4	2	7	7
74...	70	15	7	7	...	4	4	4	11	11500	6.3	4	15	4
75...	51	16	7	7	...	2	2	7	6	8000	5.7	10	49	4.8	16	2
76...	24	6	3	3	...	2	2	1	6	10000	6.2	6	...
77...	24	7	5	4	1	2	2	6	8000	5.5	1	7	3
78...	75	16	4	4	...	11	10	1	...	1	15	7000	6.1	1	16	...
79...	25	13	10	10	...	2	2	1	5	...	6.6	7	46	3.4	12	...
80...	69	16	8	8	...	7	7	12	9500	6.3	4	16	3
81...	120	35	21	21	...	9	9	5	25	8500	5.4	7	59	4.7	32	6
82...	**187	37	30	30	...	7	7	32	9500	5.9	4	36	7
83...	119	28	15	15	...	5	5	8	17	9500	6.1	9	54	4.3	26	8
84...	26	8	5	3	2	3	3	6	11000	5.7	2	8	1
85...	27	8	3	3	...	4	4	1	7	6500	5.1	1	8	1
86...	23	8	4	4	...	4	3	1	7	9000	5.6	1	8	1
87...	50	15	8	7	1	1	1	6	8	8000	5.9	7	92	3.7	15	4
88...	27	11	8	8	...	2	2	1	3	6	58	4.0	9	1
89...	66	14	11	11	...	3	3	8	8500	5.5	6	63	5.5	14	4
90...	90	23	17	16	1	3	3	3	14	8500	5.9	6	53	4.0	20	6
91...	55	13	11	10	1	1	1	1	12	9500	5.5	12	2
92...	286	56	52	52	...	4	4	20	8500	4.5	34	86	4.4	54	30
93...	254	57	57	57	19	8500	4.5	31	69	4.3	50	25
94...	242	46	46	46	23	8000	4.3	23	65	4.2	46	22
95...	248	47	47	47	17	8000	4.4	30	64	4.3	47	28
96...	30	11	7	6	1	3	...	3	...	1	6	12500	6.0	2	9	1
97...	49	11	9	9	...	1	1	1	8	10500	5.3	2	10	3

City Block Characteristics

Table 2.—CHARACTERISTICS OF HOUSING UNITS, BY BLOCKS: 1960—Con.

["Total population" contains no persons in group quarters unless preceded by asterisk; one asterisk (*) denotes less than 10 percent; two asterisks (**), 10 percent or more]

Blocks within census tracts	Total population	All housing units by condition and plumbing								Occupied housing units								
		Sound			Deteriorating			Dilapidated	Owner occupied			Renter occupied			Occupied by non-white	1.01 or more persons per room		
		Total	With all plumbing facilities	Lacking some or all facilities	Total	With all plumbing facilities	Lacking some or all facilities		Total	Average value (dollars)	Average number of rooms	Total	Average contract rent (dollars)	Average number of rooms				
							With flush toilet	No flush toilet										
98...	35	10	8	8	...	2	2	8	17000	5.0	1	10	...
100...	261	67	67	65	2	18	11500	5.7	48	57	4.5	66	14
101...	96	24	24	24	2	22	48	4.1	24	7
102...	250	38	38	38	1	37	54	5.4	37	28
103...	202	27	27	27	1	26	60	5.9	27	21
104...	121	21	21	21	21	58	5.4	21	10
105...	151	29	29	29	29	48	4.9	29	12
106...	20	4
107...	20	3
108...	20	3
109...	82	22	22	22	22	44	3.8	22	6
110...	46	11	11	11	3	8	63	4.1	11	4
111...	244	51	51	51	42	13500	5.3	9	75	4.6	51	15
112...	235	60	60	60	16	7000	4.3	37	67	4.4	53	20
113...	23	8	8	7	1	6	7500	5.7	1	7	...
114...	24	7	6	6	1	...	1	6	7000	4.8	1	7	2
115...	41	9	9	9	4	4	8	4
116...	25	6	6	6	5	10500	6.2	6	1
117...	32	7	2	2	...	4	4	...	1	...	5	9500	5.2	1	6	3
118...	**42	9	2	2	...	7	7	7	11500	6.0	2	9	2
119...	15	4
120...	59	18	12	12	...	5	5	...	1	...	12	10000	5.7	5	62	3.8	17	2
121...	13	3
122...	65	6	6	6	...	10	10	10	9000	5.4	6	50	2.8	16	6
123...	**46	11	2	2	...	9	9	7	11500	6.0	4	11	2
843.....	*11609	2900	2830	2815	15	55	50	2	3	15	2507	13000	5.2	268	79	4.3	39	541
1	69	23	20	19	1	2	1	1	1	1	12	13000	5.8	8	80	2.8	...	3
2	70	22	19	19	...	2	2	15	12000	5.4	6	...	5.3	...	2
3	40	12	12	12	10	9500	5.9	1
4	20	7	7	7	5	14000	5.2	1	1
5	73	19	19	18	1	18	11500	6.1	1
6	73	18	14	14	...	2	2	...	2	...	17	7500	5.1	1	4
7	74	19	18	18	...	1	1	15	9500	6.1	1	2
8	74	16	16	16	16	14500	5.1	1
9	85	18	18	18	17	15000	5.1	6
10	65	16	16	16	16	15000	5.6	1	3
11	68	18	18	18	17	14500	5.1	1	1
12	39	8	8	8	7	15500	5.0	1	3
13	202	51	51	51	44	15500	6.5	1	5
14	238	53	51	51	...	2	1	...	1	...	48	16000	5.3	5	87	4.8	...	14
15	212	49	49	49	46	15500	5.0	10
16	179	39	39	39	37	15500	5.1	2	9
17	206	49	49	49	46	15000	5.0	3	9
18	169	43	43	43	42	15500	6.1	2
19	111	24	24	24	24	14000	5.0	6
20	231	48	48	48	47	14000	5.1	1	1	16
21	204	42	42	42	41	13500	5.0	1	15
22	97	20	20	20	20	13500	5.2	4
23	205	46	44	44	...	2	2	45	13000	5.5	7
24	28	6	2	2	...	4	4	5	9500	6.8	1	1
25	13	5	2	2	...	3	3	3	1
26	43	11	7	7	...	4	3	...	1	...	8	10500	6.3	2	1
27	51	13	10	10	...	3	2	...	1	...	10	11000	6.0	2	2
28	34	9	8	7	1	1	1	8	11500	5.6	1
29	46	11	8	8	...	3	3	9	10000	5.2	1	4
30	37	12	9	9	...	3	3	7	10000	6.1	3
31	37	8	7	7	...	1	1	8	12000	5.4	2
32	13	3
33	13	3
34	22	5	5	5	5	13000	5.4	1
35	95	18	18	18	17	14500	5.3	1	9
36	78	18	18	18	17	14000	5.1	4
37	91	18	18	18	17	14500	5.2	1	4
38	217	50	50	50	45	14500	5.1	4	11
39	69	16	15	15	...	1	1	12	10500	4.8	3	6
40	75	16	16	16	15	13500	5.1	1	3
41	90	23	22	22	...	1	1	20	13000	4.7	2	6
42	84	23	23	23	21	11000	5.0	1	1
43	175	47	47	47	40	15000	5.2	1	8
44	135	35	35	35	26	15000	5.0	2	9
45	57	13	13	13	13	12500	5.2	1
46	74	20	20	20	20	12500	5.7
47	107	26	26	26	21	14000	5.0	3	6
48	68	19	19	19	15	14500	5.0	2	4
49	96	24	24	24	20	14000	5.1	3	3
50	106	25	25	24	1	22	11000	5.0	3	5
51	70	18	18	18	16	12000	5.3	1	2
52	61	14	13	13	11	12500	5.3	3	2
53	62	15	15	15	13	11500	5.9	2	3
54	75	15	15	15	10	13500	4.9	4	5
55	98	22	22	22	21	12500	5.2	1	5
56	81	20	20	20	15	13000	5.0	3	6
57	152	36	36	36	33	13000	5.2	3	4
58	131	31	28	28	...	3	3	26	11500	5.1	2	10
59	125	28	28	28	26	11500	4.7	2	9

Table 2.—CHARACTERISTICS OF HOUSING UNITS, BY BLOCKS: 1960—Con.

["Total population" contains no persons in group quarters unless preceded by asterisk; one asterisk (*) denotes less than 10 percent; two asterisks (**), 10 percent or more]

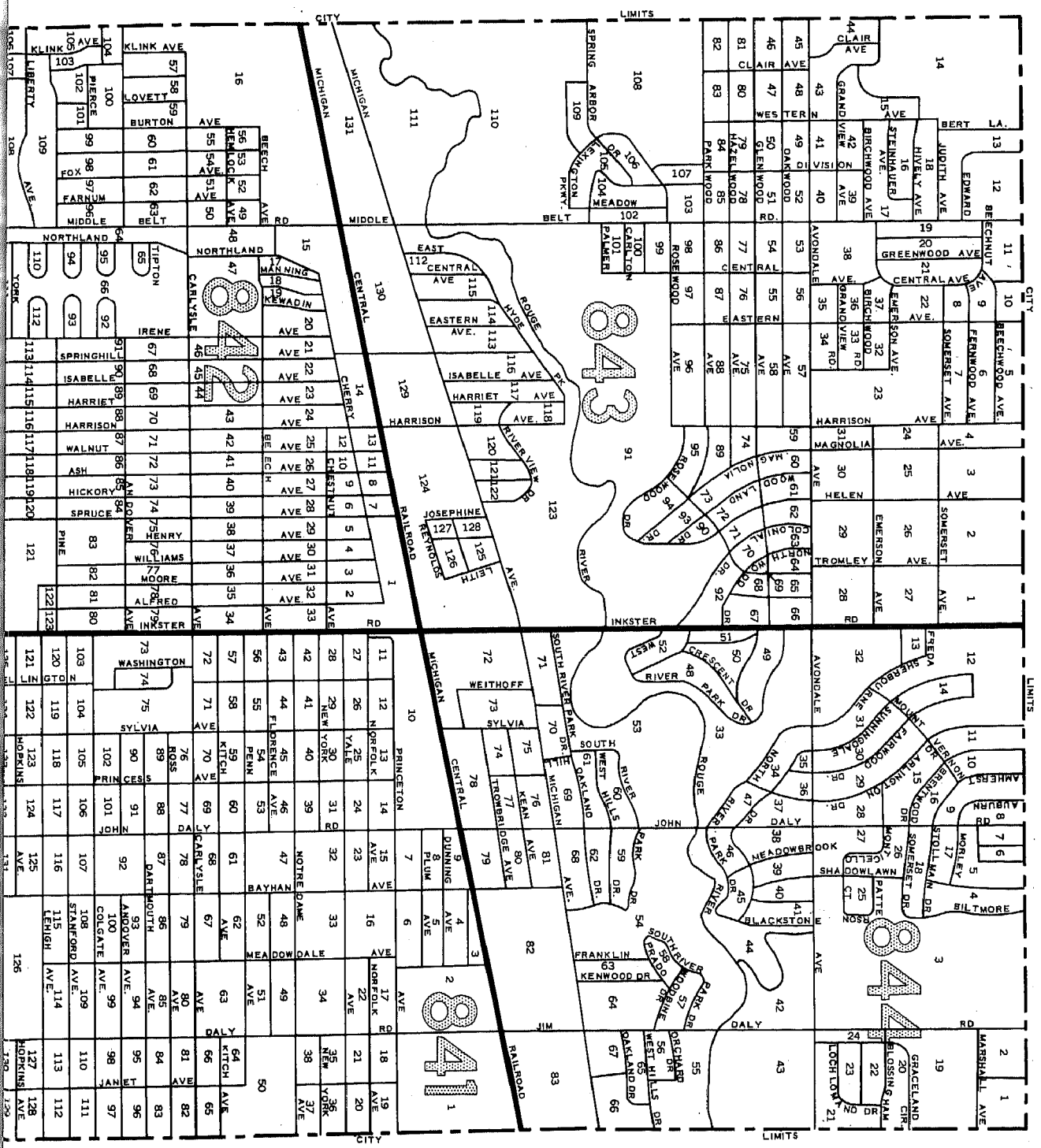
Blocks within census tracts	Total population	All housing units by condition and plumbing									Occupied housing units							
		Sound			Deteriorating			Dilapidated	Owner occupied			Renter occupied			Occupied by non-white	1.01 or more persons per room		
		Total	With all plumbing facilities	Lacking some or all facilities	Total	With all plumbing facilities	Lacking some or all facilities		Total	Average value (dollars)	Average number of rooms	Total	Average contract (dollars)	Average number of rooms				
							With flush toilet										No flush toilet	
60...	116	25	24	24	...	1	1	19	12500	5.2	6	98	5.7	...	9
61...	112	29	28	28	...	1	1	27	13000	5.0	1	5
62...	72	17	16	16	16	13000	4.8	4
63...	73	24	24	24	24	11000	4.2	4
64...	74	23	23	23	22	10500	4.1	1	3
65...	100	22	21	21	...	1	1	20	10500	4.2	2	8
66...	42	8	8	8	8	13000	5.1	4
67...	53	12	12	12	12	13500	4.4	3
68...	57	16	15	15	...	1	1	15	12000	4.5	1	5
69...	2	1
70...	58	15	15	15	13	12000	4.6	2	4
71...	71	18	18	18	16	13000	4.9	2	4
72...	104	23	23	23	22	12500	4.9	1	5
73...	163	34	34	34	34	12500	5.2	10
74...	49	15	15	15	11	12000	4.7	3
75...	179	49	49	49	43	12000	5.1	2	6
76...	88	23	22	22	1	17	11500	4.9	4	5
77...	70	16	16	16	13	12500	5.5	2	1
78...	70	17	17	17	16	12500	5.1	4
79...	92	18	17	17	...	1	1	17	11000	5.1	9
80...	66	18	17	17	...	1	1	16	15000	5.2	1	2
81...	64	16	15	15	...	1	1	16	12000	5.9
82...	101	24	24	24	19	13500	5.5	2	5
83...	93	25	23	23	...	2	2	18	14000	5.3	4	8
84...	99	23	23	23	17	13500	5.1	3	8
85...	78	17	17	17	16	14000	5.0	1	2
86...	59	15	15	15	14	13500	5.1	1	3
87...	96	23	23	23	22	13000	5.5	1
88...	174	43	43	43	39	13000	5.6	3	7
89...	99	20	20	20	20	11500	5.0	6
90...	76	14	13	13	...	1	1	13	12500	4.6	1	5
91...	257	66	66	66	62	13500	5.1	1	10
92...	121	26	26	26	20	12000	4.6	5	...	4.8	...	10
93...	90	25	24	24	...	1	1	19	12500	5.1	4	3
94...	136	29	29	29	29	12000	5.1	9
95...	144	33	32	32	...	1	1	30	11500	5.0	1	6
96...	238	54	54	54	50	13500	5.2	2	12
97...	69	18	16	16	...	1	1	15	11000	5.3	3	1
98...	51	14	12	12	...	1	1	1	13	12500	5.3	1	2
99...	17	13	13	13	7	12000	5.1
100...	...	2
102...	69	18	18	18	17	13500	5.1	4
103...	68	19	19	19	17	15000	5.0	1	1
104...	140	38	38	38	35	13500	5.1	1	4
105...	183	43	43	43	37	14000	5.0	4	12
106...	126	30	30	30	29	14500	5.2	1	2
107...	79	19	19	19	18	14500	5.3	1	2
108...	191	44	43	43	...	1	1	41	13500	5.3	2	9
109...	135	30	30	30	29	13500	5.1	1	7
110...	327	88	88	88	81	13500	5.0	6	75	4.0	...	13
112...	8	2
115...	32	11	11	11	8	12500	4.3	3	1
116...	138	37	37	37	28	11500	5.1	5	79	4.0	...	6
117...	128	32	32	32	28	10500	5.3	4	6
118...	9	2
119...	9	2
120...	93	44	44	43	1	37	5000	3.6	7	57	2.6	...	1
121...	29	7	7	6	1	7	10500	4.9	1
122...	5	1
123...	*151	42	42	41	1	31	10500	5.9	10	89	4.6	1	4
124...	144	74	73	72	1	1	...	1	21	13500	5.9	47	66	2.7	12	6
125...	3	1
126...	6	3
127...	15	5	5	5	2	3	1
128...	9	2
129...	75	26	23	22	1	1	1	2	13	18000	5.9	13	71	3.2	12	2
130...	29	7	7	7	5	11500	5.8	2	6	1
131...	26	14	10	4	6	4	4	7	66	3.6	4	2
844...	*8846	2309	2290	2282	8	19	18	1	2100	15000	5.1	147	90	4.6	2	357
1...	37	13	13	13	13	33000	5.5	1
2...	22	6	6	6	5	28000	6.6
3...	403	105	105	105	97	16500	5.0	4	16
4...	216	53	53	53	50	14000	5.1	1	9
5...	222	55	55	55	53	14000	5.1	6
6...	80	18	18	18	18	16000	5.4	4
7...	86	22	22	22	21	15500	5.1	1	4
8...	99	29	29	29	23	14000	4.7	4	4
9...	240	54	54	54	53	14000	5.1	11
10...	188	40	40	40	38	14500	5.6	1	7
11...	187	45	44	44	...	1	1	41	13500	5.1	3	8
12...	548	134	134	134	126	13500	4.9	2	27
13...	79	17	17	17	16	14000	5.1	1	6
14...	186	41	41	41	41	13500	4.8	11
15...	238	54	54	54	53	13500	4.9	1	13
16...	158	38	38	38	37	14000	4.8	1	10
17...	121	28	28	28	27	14500	5.0	1	8

City Block Characteristics

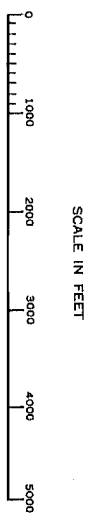
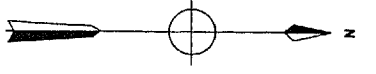
Table 2.—CHARACTERISTICS OF HOUSING UNITS, BY BLOCKS: 1960—Con.

["Total population" contains no persons in group quarters unless preceded by asterisk; one asterisk (*) denotes less than 10 percent; two asterisks (**), 10 percent or more]

Blocks within census tracts	Total population	All housing units by condition and plumbing									Occupied housing units							
		Total	Sound			Deteriorating			Dilapidated	Owner occupied			Renter occupied			Occupied by non-white	1.01 or more persons per room	
			Total	With all plumbing facilities	Lacking some or all facilities	Total	With all plumbing facilities	Lacking some or all facilities		Total	Average value (dollars)	Average number of rooms	Total	Average contract rent (dollars)	Average number of rooms			
								With flush toilet										No flush toilet
18...	187	46	46	46	42	15000	5.1	3	5	
19...	124	34	34	34	31	32000	6.6	1	
20...	22	10	10	10	9	34000	6.6	1	
21...	108	32	32	32	31	32000	6.1	1	
22...	35	13	13	13	11	32000	6.1	1	
23...	34	12	12	12	10	32000	5.9	1	
24...	29	9	9	9	9	35000	5.8	1	
25...	86	18	18	18	16	14000	4.9	2	5	
26...	184	42	42	42	41	13500	4.8	1	11	
27...	194	46	46	46	44	13000	4.8	1	9	
28...	155	40	39	39	...	1	1	39	12500	4.4	1	6	
29...	298	77	77	77	75	13000	4.4	2	15	
30...	245	64	64	63	1	60	13500	4.7	2	10	
31...	196	49	49	49	45	13500	4.8	3	8	
32...	*155	31	31	31	29	14000	5.2	2	5	
33...	27	6	6	6	6	22000	5.7	1	
34...	124	34	34	34	33	14000	5.5	1	
35...	18	6	6	6	6	16000	5.3	1	
36...	41	12	12	12	10	13500	5.3	2	1	
37...	82	25	25	25	22	14000	5.4	2	1	
38...	139	40	40	40	38	13500	5.5	1	4	
39...	57	15	15	15	14	13500	6.0	1	2	
40...	78	20	20	20	17	13000	5.5	2	1	
41...	73	25	25	25	25	13000	5.9	2	
42...	9	5	4	4	...	1	1	4	
43...	33	10	10	10	10	39000	7.0	
45...	73	23	22	22	...	1	1	20	15000	5.9	2	1	
46...	60	19	18	18	...	1	1	19	13500	5.2	1	
47...	66	18	18	18	18	14000	5.1	1	
48...	200	54	54	54	49	11500	4.9	4	10	
49...	136	39	39	39	35	11500	5.4	4	2	
50...	95	19	19	19	19	13000	5.6	2	
51...	66	15	15	15	14	12000	5.3	1	5	
52...	87	22	22	22	18	13500	4.2	4	2	
54...	65	17	16	16	...	1	1	16	14000	5.6	1	5	
55...	180	48	48	48	48	15000	4.8	2	
56...	105	27	27	27	25	14500	4.4	2	7	
57...	101	27	27	27	26	15500	5.8	9	
58...	64	21	21	21	19	15500	5.7	2	1	
59...	157	39	37	37	...	2	2	36	13000	4.8	1	9	
60...	164	41	39	39	...	2	2	41	13000	5.3	7	
61...	186	43	43	43	...	5	5	39	11500	4.8	2	10	
62...	182	49	44	42	2	42	12000	4.5	6	69	3.5	...	13	
63...	61	16	16	16	15	14000	5.5	1	
64...	23	7	7	7	7	14500	5.9	
65...	189	40	40	40	38	14000	4.7	2	11	
66...	75	24	24	24	21	14000	4.6	2	5	
67...	38	11	11	11	8	13500	4.5	1	2	
69...	67	20	19	19	...	1	1	18	11000	5.2	5	
71...	2	2	
72...	120	47	46	42	4	1	1	19	10000	5.7	26	99	4.1	...	1	
73...	29	11	11	11	9	12500	6.2	2	
74...	43	15	15	15	11	9000	5.1	3	3	
75...	34	9	8	8	...	1	1	8	10500	7.0	1	1	
76...	20	6	5	5	2	4	
77...	56	20	19	19	1	12	9000	5.6	6	62	4.0	...	3	
78...	53	18	18	18	11	7000	5.4	5	63	3.4	...	4	
79...	40	14	14	14	11	6500	4.6	2	
80...	79	28	28	28	20	7500	5.6	7	61	4.3	1	1	
81...	42	12	12	12	7	8000	6.1	5	67	5.2	...	2	
82...	45	16	16	16	9	...	5.7	7	100	3.9	



INKSTER, MICHIGAN, BY CENSUS TRACTS AND BLOCKS: 1960



LEGEND

BLOCK NUMBERS 27

TRACT NUMBERS 2

TRACT BOUNDARIES

U.S. DEPARTMENT OF COMMERCE, BUREAU OF THE CENSUS

INKSTER, MICHIGAN