

1960
Census
of
Housing

ADVANCE REPORTS

HOUSING CHARACTERISTICS
STATES

March 1961

HC(A1)-1

Alabama

(These figures supersede the preliminary counts published in the HC(P1) series of reports. The present series consists of 51 reports--one each for the 50 States, and the District of Columbia--which are numbered in alphabetical order rather than in order of publication)

This report presents selected housing characteristics for each standard metropolitan statistical area (SMSA) and each place of 10,000 inhabitants or more, and any towns, townships, and counties classified as urban under specified criteria. The data represent final tabulations from the 1960 Census of Housing and are limited to characteristics which were enumerated on a 100-percent basis. Value and contract rent are not shown for places where they were enumerated for a sample consisting of every fourth housing unit.

More detailed information about items presented in this report, as well as data for all other items, will be provided in Volume I, "General Characteristics." The State reports comprising Volume I provide data for standard metropolitan statistical areas, urbanized areas, urban and rural places, and the counties. The Volume I report for the United States will contain summary data for regions, divisions, States, standard metropolitan statistical areas, and places of 50,000 inhabitants or more.

An outline of the 1960 Housing Census publication program may be obtained free of charge from the Bureau of the Census, Washington 25, D.C., or any U.S. Department of Commerce Field Office.

DEFINITIONS AND EXPLANATIONS

Standard metropolitan statistical area.--- Except in New England, a standard metropolitan statistical area (SMSA) is a county or a group of contiguous counties which contains at least one city of 50,000 inhabitants or more or "twin cities" with a combined population of at least 50,000. In addition to the county or counties, containing such a city or cities, contiguous counties are included in an SMSA if, according to certain criteria, they are essentially metropolitan in character and are socially and economically integrated with the central city.

In New England, towns and cities are the units used in defining SMSA's. Here a population density of at least 100 persons per square mile is used as the measure of metropolitan character.

In the 1950 Census reports, data were presented for standard metropolitan areas and in the 1940 Census a somewhat similar type of area called the "metropolitan district" was used.

Housing unit.---A group of rooms or a single room is regarded as a housing unit when it is occupied or intended for occupancy as separate living quarters, that is, when the



U.S. DEPARTMENT OF COMMERCE, Luther H. Hodges, *Secretary*
BUREAU OF THE CENSUS

For sale by the Bureau of the Census, Washington 25, D.C., and U.S. Department of Commerce Field Offices, 15 cents. Complete set of 51 reports, \$6.



occupants do not live and eat with any other persons in the structure, and when there is either (1) direct access from the outside or through a common hall, or (2) a kitchen or cooking equipment for the exclusive use of the occupants.

In the 1950 Census, the unit of enumeration was the dwelling unit. Although the definition of the housing unit in 1960 is essentially similar to that for the dwelling unit in 1950, the housing unit definition was designed to encompass all private living quarters, whereas the dwelling unit definition did not completely cover all private living accommodations.

Occupied housing unit.--A housing unit is occupied if a person or group of persons was living in it at the time of enumeration or if the occupants were only temporarily absent, for example, on vacation. However, if the persons living in the unit have their usual place of residence elsewhere, the unit is classified as vacant.

Tenure.--A housing unit is "owned or being bought" if the owner or co-owner lives in it, even if it is mortgaged or not fully paid for. All other occupied units are classified as renter occupied.

Color.--Occupied housing units are classified by the color of the head of the household. The group designated as "nonwhite" includes Negro, Indian, Japanese, Chinese, and Filipino. Persons of Mexican birth or ancestry who are not definitely Indian or of other nonwhite race are classified as white.

Persons.--All persons enumerated in the Population Census as members of the household were counted in determining the number of persons who live in the housing unit, including lodgers, foster children, wards, and resident employees who share the living quarters of the household head.

Vacant housing unit.--A housing unit is vacant if no persons were living in it at the time of enumeration, except when its occupants were only temporarily absent. Dilapidated vacant units are included if they are intended for occupancy as living quarters; however, if the vacant unit is unfit for use and beyond repair so that it is no longer considered living quarters, it is excluded from

the inventory. New units not yet occupied were enumerated as vacant housing units if construction had proceeded to the point that all the exterior windows and doors were installed and final usable floors were in place.

"Year round" vacant units are those intended for occupancy at any time of the year. "Seasonal" units are those intended for occupancy during only a season of the year.

Available vacant units are those which are on the market for year-round occupancy, are in either sound or deteriorating condition, and are being offered for rent or for sale. The group "Available for sale only" is limited to units for sale and not for rent. "Available for rent" consists of units being offered for rent and those being offered for rent or sale. Of the vacancies for year-round occupancy and in sound or deteriorating condition, "Balance" consists of units which are rented or sold and awaiting occupancy; units held for occasional use; and units held off the market for other reasons.

Rooms.--The respondent's count of rooms was accepted unless a question was raised about which rooms to count. Rooms to be counted included whole rooms used for living purposes such as living rooms, dining rooms, bedrooms, kitchens, finished attic or basement rooms, recreation rooms, lodgers' rooms, and rooms used for offices by a person living in the unit. Not to be counted as rooms were bathrooms, halls, closets, alcoves, pantries, pullman kitchens, unfinished space, and offices used only by persons not living in the unit. Partially divided rooms such as living and dining areas were to be counted separately if there were fixed or movable partitions from floor to ceiling.

Condition and plumbing facilities.--Data on condition of a housing unit are shown in combination with data for plumbing facilities. Three categories of condition were used in the 1960 Census: Sound, deteriorating, and dilapidated.

Sound housing is defined as that which has no defects, or only slight defects which are normally corrected during the course of regular maintenance. Examples of slight defects are lack of paint; slight damage to porch or steps; small cracks in walls, plaster, or chimneys; broken gutters or downspouts.

Deteriorating housing needs more repair than would be provided in the course of regular maintenance. It has one or more defects of an intermediate nature that must be corrected if the unit is to continue to provide safe and adequate shelter. Examples of such defects are shaky or unsafe porch or steps; broken plaster; rotted window sills or frames. Such defects are signs of neglect which lead to serious structural damage if not corrected.

Dilapidated housing does not provide safe and adequate shelter. It has one or more critical defects; or has a combination of intermediate defects; or is of inadequate original construction. Critical defects are those which indicate continued neglect and serious damage to the structure.

The category "With all plumbing facilities" includes units which have hot and cold running water inside the structure, and flush toilet and bathtub or shower inside the structure for the exclusive use of the people living in the housing unit being enumerated.

The category "Lacking only hot water" includes units which have flush toilet and bathtub or shower for the exclusive use of the household but which have only cold running water inside the structure.

The category "Lacking private toilet or bath or running water" includes units which either lack one or more of these facilities

or share the facilities with persons living in another housing unit.

Value.--Value is the respondent's estimate of how much the property would sell for on today's market. For vacant units, it is the price asked for the property. Value data are limited to properties without business and containing only one housing unit. Trailers are excluded.

Contract rent.--Contract rent is the rent agreed upon regardless of the furnishings, utilities, or services included. For vacant units, it is the amount asked for the unit.

The average contract rent, as used in this report, is the arithmetic mean. For occupied units, it is computed by dividing the sum of the rental amounts by the number of renter-occupied units; units for which no cash rent is paid are excluded from the computation. For vacant units, the total amount of rent asked is divided by the number of vacant units available for rent.

Median.--The median is the theoretical value which divides a distribution of housing units into two equal groups--one group having characteristics smaller than the median, and the other having characteristics larger than the median. In the case of median rooms, for example, one-half the units have fewer rooms than the median and one-half have more rooms than the median. In computing the median, a continuous distribution is assumed.

ALABAMA—STANDARD METROPOLITAN STATISTICAL AREAS, COUNTIES, AND PLACES OF 10,000 OR MORE

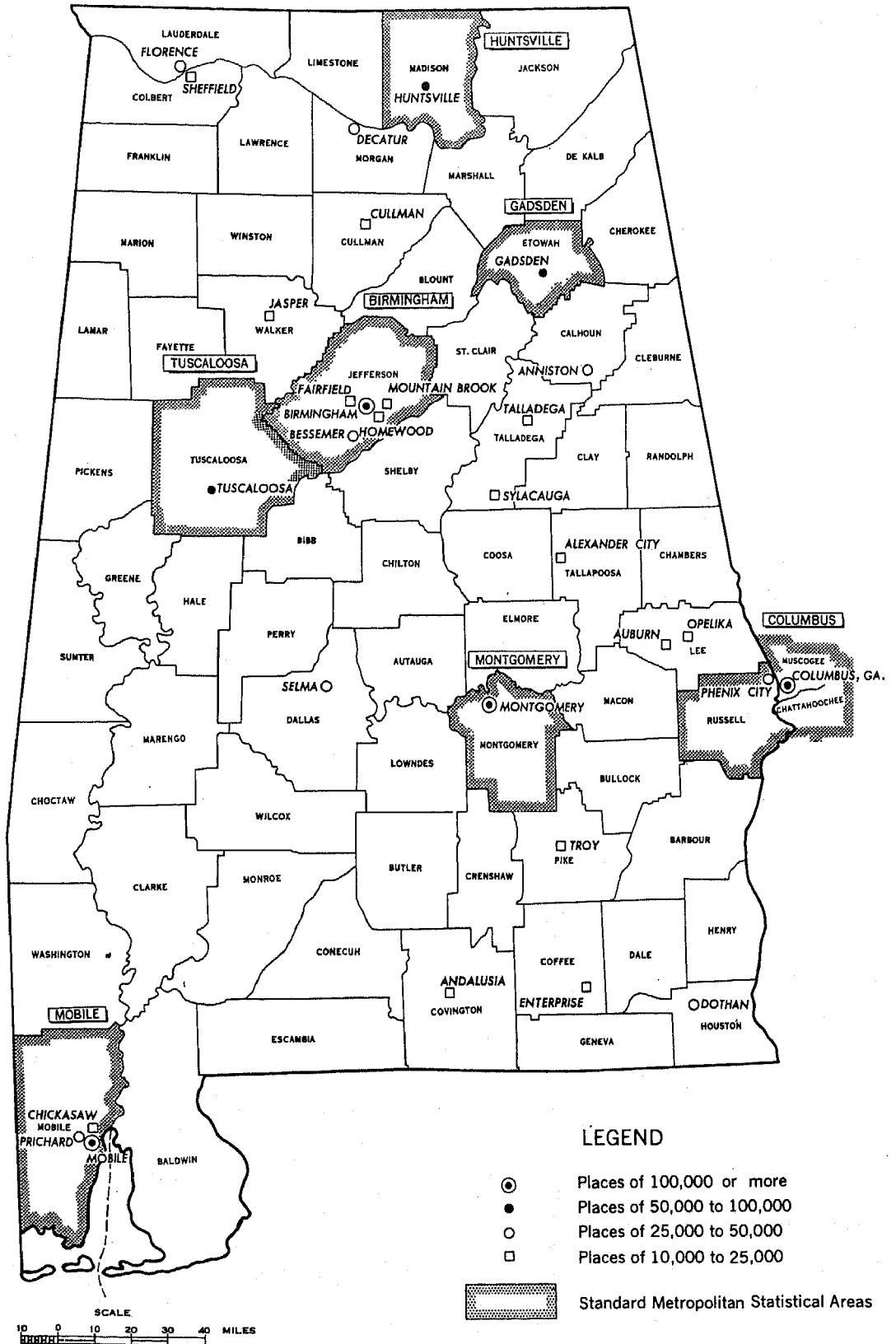


Table 1.--SELECTED HOUSING CHARACTERISTICS, FOR THE STATE, STANDARD METROPOLITAN STATISTICAL AREAS, AND PLACES OF 10,000 INHABITANTS OR MORE: 1960--Con.

(Median or average not shown where base is less than 50; plus (+) or minus (-) after number indicates median above or below that number)

Subject	Places of 10,000 inhabitants or more								
	Alexander City	Andalusia	Anniston	Auburn	Bessemer	Birmingham	Chickasaw	Gullman	Decatur
All housing units.....	3,875	3,415	10,568	4,008	9,818	109,153	2,766	3,435	9,456
TENURE, COLOR, AND VAGANCY STATUS									
Occupied.....	3,759	3,064	9,848	3,752	9,277	101,855	2,576	3,294	8,774
Owner occupied.....	1,843	1,839	5,080	1,637	4,680	54,263	1,688	1,914	5,356
White.....	1,561	1,586	3,757	1,131	2,812	41,310	1,687	1,912	4,856
Nonwhite.....	282	253	1,323	506	1,868	12,953	1	2	500
Renter occupied.....	1,916	1,225	4,768	2,115	4,597	47,592	888	1,380	3,418
White.....	1,355	925	3,182	1,640	1,561	25,199	887	1,378	2,549
Nonwhite.....	561	300	1,586	475	3,036	22,393	1	2	869
Vacant.....	116	351	720	256	541	7,298	190	141	682
Year round.....	86	341	701	197	509	7,098	168	113	606
Sound or deteriorating.....	71	259	608	149	409	6,274	162	99	539
Available for sale only.....	12	20	64	20	33	716	10	25	139
Available for rent.....	33	220	464	95	296	4,815	132	42	280
Balance.....	26	19	80	34	80	743	20	32	120
Dilapidated.....	15	82	93	48	100	824	6	14	67
Seasonal.....	30	10	19	59	32	200	22	28	76
CONDITION AND PLUMBING									
All units.....	3,875	3,415	10,568	4,008	9,818	109,153	2,766	3,435	9,456
Sound.....	2,579	2,303	7,725	2,955	5,788	79,858	2,424	2,710	7,675
With all plumbing facilities.....	2,265	2,076	7,141	2,807	4,500	73,771	2,387	2,563	7,240
Lacking only hot water.....	57	70	99	12	173	1,299	11	36	70
Lack'g priv. toilet or bath or run'g water.....	257	157	495	136	1,115	4,788	26	111	365
Deteriorating.....	906	657	1,986	552	2,791	20,537	305	504	1,232
With all plumbing facilities.....	516	337	1,076	312	811	11,322	257	335	610
Lacking only hot water.....	77	68	129	8	187	1,653	12	29	88
Lack'g priv. toilet or bath or run'g water.....	313	252	781	232	1,793	7,562	36	140	534
Dilapidated.....	390	455	847	501	1,239	8,758	37	221	549
Owner occupied.....	1,843	1,839	5,080	1,637	4,680	54,263	1,688	1,914	5,356
Sound.....	1,563	1,459	4,179	1,297	3,662	46,970	1,558	1,653	4,816
With all plumbing facilities.....	1,475	1,371	3,950	1,201	3,189	44,992	1,533	1,594	4,642
Lacking some or all facilities.....	88	88	229	96	473	1,978	25	59	174
Deteriorating.....	241	270	671	210	851	5,957	117	225	394
With all plumbing facilities.....	142	139	405	72	398	4,243	86	170	280
Lacking some or all facilities.....	99	131	266	138	453	1,714	31	55	144
Dilapidated.....	39	110	230	130	167	1,336	13	36	146
Renter occupied.....	1,916	1,225	4,768	2,115	4,597	47,592	888	1,380	3,418
Sound.....	957	631	3,129	1,521	1,868	28,238	721	961	2,365
With all plumbing facilities.....	745	508	2,805	1,477	1,106	24,563	712	885	2,146
Lacking some or all facilities.....	212	123	324	44	762	3,675	9	76	219
Deteriorating.....	629	333	1,115	279	1,762	12,778	150	254	729
With all plumbing facilities.....	357	162	546	188	319	5,861	137	154	303
Lacking some or all facilities.....	272	171	569	91	1,443	6,917	13	100	426
Dilapidated.....	330	261	524	315	967	6,576	17	165	324
Vacant available for sale.....	12	20	64	20	33	716	10	25	139
With all plumbing facilities.....	10	18	64	20	25	684	10	23	139
Lacking some or all facilities.....	2	2	8	32	...	2	...
Vacant available for rent.....	33	220	464	95	296	4,815	132	42	280
With all plumbing facilities.....	20	193	364	85	206	4,047	128	32	235
Lacking some or all facilities.....	13	27	100	10	90	768	4	10	45
ROOMS									
Median:									
All occupied.....	4.6	5.0	4.5	4.3	4.1	4.6	4.9	5.0	4.9
Vacant available for sale.....	5.2	5.7	5.2
Vacant available for rent.....	...	4.2	3.5	3.6	3.3	3.5	4.2	...	3.9
PERSONS									
Median: All occupied.....	3.1	3.0	3.0	2.9	3.0	2.9	3.6	3.0	3.1
VALUE									
Median (dollars):									
Owner occupied.....	7,200	9,600
Vacant available for sale.....	12,200
CONTRACT RENT									
Average (dollars):									
Renter occupied.....	30	44
Vacant available for rent.....	46	52

Table 1.--SELECTED HOUSING CHARACTERISTICS, FOR THE STATE, STANDARD METROPOLITAN STATISTICAL AREAS, AND PLACES OF 10,000 INHABITANTS OR MORE: 1960--Con.

(Median or average not shown where base is less than 50; plus (+) or minus (-) after number indicates median above or below that number)

Subject	Places of 10,000 inhabitants or more--Con.									
	Dothan	Enterprise	Fairfield	Florence	Gadsden	Homewood	Huntsville	Jasper	Mobile	Montgomery
All housing units.....	9,654	3,483	4,676	9,823	18,583	6,290	22,260	3,432	61,064	40,801
TENURE, COLOR, AND VACANCY STATUS										
Occupied.....	9,026	3,243	4,410	9,175	16,912	5,979	20,675	3,256	55,845	38,433
Owner occupied.....	5,360	1,723	2,553	6,141	10,363	4,350	13,095	1,931	34,329	19,482
White.....	4,371	1,369	1,567	5,430	8,954	4,148	12,017	1,631	27,334	15,060
Nonwhite.....	989	354	986	711	1,409	202	1,078	300	6,995	4,422
Renter occupied.....	3,666	1,520	1,857	3,034	6,549	1,629	7,580	1,325	21,516	18,951
White.....	2,296	1,183	704	2,427	4,915	1,240	5,994	1,076	12,426	11,194
Nonwhite.....	1,370	337	1,153	607	1,634	389	1,586	249	9,090	7,757
Vacant.....	628	240	266	648	1,671	311	1,585	176	5,219	2,368
Year round.....	566	226	262	583	1,477	307	1,520	106	4,802	2,220
Sound or deteriorating.....	486	187	228	532	1,271	285	1,446	96	4,176	1,955
Available for sale only.....	82	16	14	162	460	71	525	24	1,427	1,341
Available for rent.....	304	154	195	263	690	168	764	43	2,149	1,341
Balance.....	100	17	19	107	121	46	157	29	600	386
Dilapidated.....	80	39	34	51	206	22	74	10	626	265
Seasonal.....	62	14	4	65	194	4	65	70	417	148
CONDITION AND PLUMBING										
All units.....	9,654	3,483	4,676	9,823	18,583	6,290	22,260	3,432	61,064	40,801
Sound.....	7,489	2,389	3,217	7,894	13,703	5,559	18,745	2,223	43,024	30,340
With all plumbing facilities.....	6,881	2,104	2,990	7,550	13,152	5,522	17,788	1,982	40,567	28,500
Lacking only hot water.....	168	42	93	63	160	10	35	64	630	290
Lack'g priv. toilet or bath or run'g water.....	440	243	134	281	391	27	922	177	1,827	1,550
Deteriorating.....	1,445	698	894	1,387	3,680	349	2,443	884	13,685	7,421
With all plumbing facilities.....	586	395	376	781	2,409	303	1,373	316	8,980	3,795
Lacking only hot water.....	136	25	51	87	281	15	55	89	1,045	381
Lack'g priv. toilet or bath or run'g water.....	723	278	467	519	990	31	1,015	479	3,660	3,245
Dilapidated.....	720	396	565	542	1,200	382	1,072	325	4,355	3,040
Owner occupied.....	5,360	1,723	2,553	6,141	10,363	4,350	13,095	1,931	34,329	19,482
Sound.....	4,758	1,350	2,110	5,380	8,534	4,062	11,819	1,453	27,676	16,685
With all plumbing facilities.....	4,470	1,220	2,045	5,217	8,296	4,049	11,394	1,322	26,746	16,083
Lacking some or all facilities.....	288	130	65	163	238	13	425	131	930	602
Deteriorating.....	469	246	342	580	1,482	182	987	375	5,672	2,185
With all plumbing facilities.....	215	141	241	362	1,092	176	611	165	4,452	1,275
Lacking some or all facilities.....	254	105	101	218	390	6	376	210	1,220	910
Dilapidated.....	133	127	101	181	347	106	289	103	981	612
Renter occupied.....	3,666	1,520	1,857	3,034	6,549	1,629	7,580	1,325	21,516	18,951
Sound.....	2,329	909	908	2,071	4,105	1,233	5,624	680	12,221	12,310
With all plumbing facilities.....	2,031	774	755	1,915	3,869	1,210	5,174	593	10,890	11,184
Lacking some or all facilities.....	298	135	153	156	236	23	450	87	1,331	1,126
Deteriorating.....	846	382	519	655	1,803	142	1,257	453	6,607	4,493
With all plumbing facilities.....	289	215	115	334	1,026	103	631	134	3,637	2,000
Lacking some or all facilities.....	557	167	404	321	777	39	626	319	2,970	2,493
Dilapidated.....	491	229	430	308	641	234	699	192	2,688	2,148
Vacant available for sale.....	82	16	14	162	460	71	525	24	1,427	228
With all plumbing facilities.....	81	15	14	161	447	70	516	15	1,401	225
Lacking some or all facilities.....	1	1	...	1	13	1	9	9	26	3
Vacant available for rent.....	304	154	195	263	690	168	764	43	2,149	1,341
With all plumbing facilities.....	270	114	174	199	561	168	643	30	1,674	1,073
Lacking some or all facilities.....	34	40	21	64	129	...	121	13	475	268
ROOMS										
Median:										
All occupied.....	5.1	4.8	4.7	5.0	4.9	5.7	4.9	4.9	4.9	4.9
Vacant available for sale.....	5.3	5.4	5.1	5.8	5.3	...	5.1	5.5
Vacant available for rent.....	4.0	3.7	3.6	3.6	3.7	4.5	3.9	...	3.8	3.7
PERSONS										
Median: All occupied.....	3.2	3.2	3.2	3.1	3.1	3.0	3.3	2.9	3.2	3.1
VALUE										
Median (dollars):										
Owner occupied.....	8,300	...	12,700	...	12,300	11,800
Vacant available for sale.....	8,300	...	13,800	...	11,100	13,800
CONTRACT RENT										
Average (dollars):										
Renter occupied.....	35	...	59	...	49	50
Vacant available for rent.....	38	...	68	...	54	50

Table 2.--CONDITION AND PLUMBING FOR HOUSING UNITS WITH NONWHITE HOUSEHOLD HEADS, FOR THE STATE, STANDARD METROPOLITAN STATISTICAL AREAS, AND PLACES OF 10,000 INHABITANTS OR MORE WITH 400 OR MORE SUCH UNITS: 1960

Condition and plumbing	The State	Standard metropolitan statistical areas							Places of 10,000 inhabitants or more		
		Birmingham	Columbus	Gadsden	Huntsville	Mobile	Montgomery	Tuscaloosa	Alexander City	Andalusia	Anniston
All occupied units.....	228,369	55,449	14,314	3,673	4,712	23,399	15,599	7,517	843	553	2,909
Owner occupied.....	96,686	24,301	4,476	1,722	1,869	11,366	5,602	2,849	282	253	1,323
Sound.....	48,048	14,603	2,737	806	958	6,578	3,043	1,380	146	116	745
With all plumbing facilities...	28,644	11,370	1,965	670	610	4,702	2,156	871	94	73	587
Lacking some or all facilities..	19,404	3,233	772	136	348	1,876	887	509	52	43	158
Deteriorating.....	30,695	6,630	1,145	614	532	3,380	1,756	834	108	86	387
With all plumbing facilities...	7,913	2,821	369	312	200	1,405	623	276	40	17	181
Lacking some or all facilities..	22,782	3,809	776	302	352	1,975	1,133	558	68	69	206
Dilapidated.....	17,943	3,068	594	302	359	1,408	803	635	28	51	191
Renter occupied.....	131,683	31,148	9,838	1,951	2,843	12,033	9,997	4,668	561	300	1,586
Sound.....	36,486	10,532	3,836	657	1,110	4,903	3,666	1,290	188	68	575
With all plumbing facilities...	18,818	6,843	2,636	542	814	3,154	2,430	653	39	12	399
Lacking some or all facilities..	17,668	3,689	1,200	115	296	1,749	1,236	637	149	56	176
Deteriorating.....	46,485	11,588	2,843	709	714	4,169	3,381	1,458	130	79	590
With all plumbing facilities...	5,101	2,549	500	128	149	748	387	130	10	6	144
Lacking some or all facilities..	41,384	9,039	2,343	581	565	3,421	2,994	1,328	120	73	446
Dilapidated.....	48,712	9,028	3,159	585	1,019	2,961	2,950	1,920	243	153	421

Condition and plumbing	Places of 10,000 inhabitants or more--Con.										
	Auburn	Bessemer	Birmingham	Doatur	Dothan	Enterprise	Fairfield	Florence	Gadsden	Home-wood	Huntsville
All occupied units.....	981	4,904	35,346	1,369	2,359	691	2,139	1,318	3,043	591	2,664
Owner occupied.....	506	1,868	12,953	500	989	354	986	711	1,409	202	1,078
Sound.....	208	1,090	8,778	293	592	162	580	391	704	80	511
With all plumbing facilities...	116	698	7,418	229	410	79	522	337	592	76	406
Lacking some or all facilities..	92	392	1,360	64	182	83	58	54	112	4	105
Deteriorating.....	172	627	3,132	132	284	92	309	216	496	29	353
With all plumbing facilities...	35	210	1,673	48	80	20	210	100	283	24	184
Lacking some or all facilities..	137	417	1,459	84	204	72	99	116	213	5	169
Dilapidated.....	126	151	1,043	75	113	100	97	104	209	93	214
Renter occupied.....	475	3,036	22,393	869	1,370	337	1,153	607	1,634	389	1,586
Sound.....	133	694	8,156	386	496	104	314	213	576	85	794
With all plumbing facilities...	104	84	5,835	295	324	37	181	171	477	71	738
Lacking some or all facilities..	29	610	2,321	91	172	67	133	42	99	14	56
Deteriorating.....	92	1,420	8,352	305	465	95	428	182	602	63	325
With all plumbing facilities...	8	64	2,324	29	41	6	46	36	122	29	101
Lacking some or all facilities..	84	1,356	6,028	276	424	89	382	146	480	34	224
Dilapidated.....	250	922	5,885	178	409	138	411	212	456	241	467

Condition and plumbing	Places of 10,000 inhabitants or more--Con.											
	Jasper	Mobile	Montgomery	Opelika	Phenix City	Prichard	Selma	Shelfield	Sylvauga	Talladega	Troy	Tuscaloosa
All occupied units.....	549	16,085	12,179	1,541	2,388	5,082	3,639	679	882	1,288	1,093	4,787
Owner occupied.....	300	6,995	4,422	601	845	2,877	1,230	305	396	641	437	1,505
Sound.....	101	4,150	2,448	433	422	1,691	596	164	120	293	180	864
With all plumbing facilities...	58	3,450	1,940	259	172	1,048	429	149	80	156	96	684
Lacking some or all facilities..	43	700	908	174	250	643	167	15	40	137	84	180
Deteriorating.....	142	2,118	1,434	150	302	785	410	98	161	242	179	411
With all plumbing facilities...	30	1,083	596	29	53	290	210	57	43	47	31	199
Lacking some or all facilities..	112	1,035	838	121	249	495	200	41	118	195	148	212
Dilapidated.....	57	727	540	18	121	401	224	43	115	106	78	230
Renter occupied.....	249	9,090	7,757	940	1,543	2,205	2,409	374	486	647	656	3,282
Sound.....	33	3,802	3,278	399	574	920	661	137	162	222	114	1,056
With all plumbing facilities...	20	2,820	2,407	181	350	312	272	77	142	114	8	618
Lacking some or all facilities..	13	982	871	218	224	608	389	60	20	108	106	438
Deteriorating.....	126	3,170	2,580	411	467	712	701	139	85	254	335	955
With all plumbing facilities...	5	661	376	35	76	79	76	9	17	18	6	113
Lacking some or all facilities..	121	2,509	2,204	376	391	633	625	130	68	236	329	842
Dilapidated.....	90	2,118	1,899	130	502	573	1,047	98	239	171	207	1,271

1960
Census
of
Housing

REFERENCE COPY
ADVANCE REPORTS

BUREAU OF THE CENSUS
HOUSING CHARACTERISTICS

JAN 31 9 11 AM '61
STATES

LIBRARY

January 1961

HC(A1)-2

Alaska

(These figures supersede the preliminary counts published in the HC(Pl) series of reports. The present series consists of 51 reports--one each for the 50 States, and the District of Columbia--which are numbered in alphabetical order rather than in order of publication)

This report presents selected housing characteristics for each standard metropolitan statistical area (SMSA) and each place of 10,000 inhabitants or more, and any towns, townships, and counties classified as urban under specified criteria. The data represent final tabulations from the 1960 Census of Housing and are limited to characteristics which were enumerated on a 100-percent basis. Value and contract rent are not shown for places where they were enumerated for a sample consisting of every fourth housing unit.

More detailed information about items presented in this report, as well as data for all other items, will be provided in Volume I, "General Characteristics." The State reports comprising Volume I provide data for standard metropolitan statistical areas, urbanized areas, urban and rural places, and the counties. The Volume I report for the United States will contain summary data for regions, divisions, States, standard metropolitan statistical areas, and places of 50,000 inhabitants or more.

An outline of the 1960 Housing Census publication program may be obtained free of charge from the Bureau of the Census, Washington 25, D.C., or any U.S. Department of Commerce Field Office.

DEFINITIONS AND EXPLANATIONS

Standard metropolitan statistical area.-- Except in New England, a standard metropolitan statistical area (SMSA) is a county or a group of contiguous counties which contains at least one city of 50,000 inhabitants or more or "twin cities" with a combined population of at least 50,000. In addition to the county or counties, containing such a city or cities, contiguous counties are included in an SMSA if, according to certain criteria, they are essentially metropolitan in character and are socially and economically integrated with the central city.

In New England, towns and cities are the units used in defining SMSA's. Here a population density of at least 100 persons per square mile is used as the measure of metropolitan character.

In the 1950 Census reports, data were presented for standard metropolitan areas and in the 1940 Census a somewhat similar type of area called the "metropolitan district" was used.

Housing unit.--A group of rooms or a single room is regarded as a housing unit when it is occupied or intended for occupancy as separate living quarters, that is, when the



U.S. DEPARTMENT OF COMMERCE, Frederick H. Mueller, *Secretary*
BUREAU OF THE CENSUS, Robert W. Burgess, *Director*

For sale by the Bureau of the Census, Washington 25, D.C., and U.S. Department of Commerce Field Offices, 15 cents. Complete set of 51 reports, \$6.



occupants do not live and eat with any other persons in the structure, and when there is either (1) direct access from the outside or through a common hall, or (2) a kitchen or cooking equipment for the exclusive use of the occupants.

In the 1950 Census, the unit of enumeration was the dwelling unit. Although the definition of the housing unit in 1960 is essentially similar to that for the dwelling unit in 1950, the housing unit definition was designed to encompass all private living quarters, whereas the dwelling unit definition did not completely cover all private living accommodations.

Occupied housing unit.--A housing unit is occupied if a person or group of persons was living in it at the time of enumeration or if the occupants were only temporarily absent, for example, on vacation. However, if the persons living in the unit have their usual place of residence elsewhere, the unit is classified as vacant.

Tenure.--A housing unit is "owned or being bought" if the owner or co-owner lives in it, even if it is mortgaged or not fully paid for. All other occupied units are classified as renter occupied.

Color.--Occupied housing units are classified by the color of the head of the household. The group designated as "nonwhite" includes Negro, Indian, Japanese, Chinese, and Filipino. Persons of Mexican birth or ancestry who are not definitely Indian or of other nonwhite race are classified as white.

Persons.--All persons enumerated in the Population Census as members of the household were counted in determining the number of persons who live in the housing unit, including lodgers, foster children, wards, and resident employees who share the living quarters of the household head.

Vacant housing unit.--A housing unit is vacant if no persons were living in it at the time of enumeration, except when its occupants were only temporarily absent. Dilapidated vacant units are included if they are intended for occupancy as living quarters; however, if the vacant unit is unfit for use and beyond repair so that it is no longer considered living quarters, it is excluded from

the inventory. New units not yet occupied were enumerated as vacant housing units if construction had proceeded to the point that all the exterior windows and doors were installed and final usable floors were in place.

"Year round" vacant units are those intended for occupancy at any time of the year. "Seasonal" units are those intended for occupancy during only a season of the year.

Available vacant units are those which are on the market for year-round occupancy, are in either sound or deteriorating condition, and are being offered for rent or for sale. The group "Available for sale only" is limited to units for sale and not for rent. "Available for rent" consists of units being offered for rent and those being offered for rent or sale. Of the vacancies for year-round occupancy and in sound or deteriorating condition, "Balance" consists of units which are rented or sold and awaiting occupancy; units held for occasional use; and units held off the market for other reasons.

Rooms.--The respondent's count of rooms was accepted unless a question was raised about which rooms to count. Rooms to be counted included whole rooms used for living purposes such as living rooms, dining rooms, bedrooms, kitchens, finished attic or basement rooms, recreation rooms, lodgers' rooms, and rooms used for offices by a person living in the unit. Not to be counted as rooms were bathrooms, halls, closets, alcoves, pantries, pullman kitchens, unfinished space, and offices used only by persons not living in the unit. Partially divided rooms such as living and dining areas were to be counted separately if there were fixed or movable partitions from floor to ceiling.

Condition and plumbing facilities.--Data on condition of a housing unit are shown in combination with data for plumbing facilities. Three categories of condition were used in the 1960 Census: Sound, deteriorating, and dilapidated.

Sound housing is defined as that which has no defects, or only slight defects which are normally corrected during the course of regular maintenance. Examples of slight defects are lack of paint; slight damage to porch or steps; small cracks in walls, plaster, or chimneys; broken gutters or downspouts.

Deteriorating housing needs more repair than would be provided in the course of regular maintenance. It has one or more defects of an intermediate nature that must be corrected if the unit is to continue to provide safe and adequate shelter. Examples of such defects are shaky or unsafe porch or steps; broken plaster; rotted window sills or frames. Such defects are signs of neglect which lead to serious structural damage if not corrected.

Dilapidated housing does not provide safe and adequate shelter. It has one or more critical defects; or has a combination of intermediate defects; or is of inadequate original construction. Critical defects are those which indicate continued neglect and serious damage to the structure.

The category "With all plumbing facilities" includes units which have hot and cold running water inside the structure, and flush toilet and bathtub or shower inside the structure for the exclusive use of the people living in the housing unit being enumerated.

The category "Lacking only hot water" includes units which have flush toilet and bathtub or shower for the exclusive use of the household but which have only cold running water inside the structure.

The category "Lacking private toilet or bath or running water" includes units which either lack one or more of these facilities

or share the facilities with persons living in another housing unit.

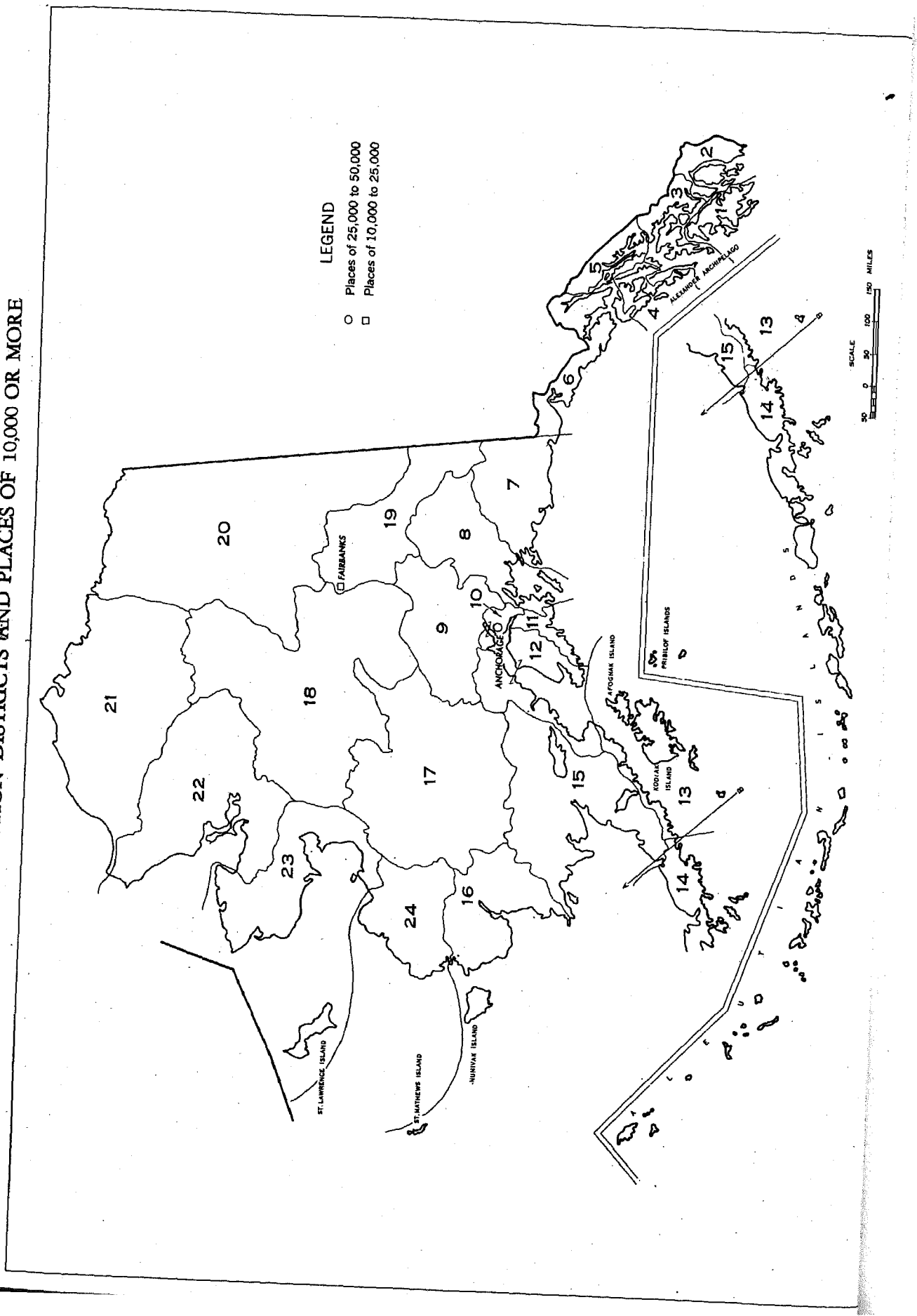
Value.--Value is the respondent's estimate of how much the property would sell for on today's market. For vacant units, it is the price asked for the property. Value data are limited to properties without business and containing only one housing unit. Trailers are excluded.

Contract rent.--Contract rent is the rent agreed upon regardless of the furnishings, utilities, or services included. For vacant units, it is the amount asked for the unit.

The average contract rent, as used in this report, is the arithmetic mean. For occupied units, it is computed by dividing the sum of the rental amounts by the number of renter-occupied units; units for which no cash rent is paid are excluded from the computation. For vacant units, the total amount of rent asked is divided by the number of vacant units available for rent.

Median.--The median is the theoretical value which divides a distribution of housing units into two equal groups--one group having characteristics smaller than the median, and the other having characteristics larger than the median. In the case of median rooms, for example, one-half the units have fewer rooms than the median and one-half have more rooms than the median. In computing the median, a continuous distribution is assumed.

ALASKA - ELECTION DISTRICTS AND PLACES OF 10,000 OR MORE



LEGEND

- Places of 25,000 to 50,000
- Places of 10,000 to 25,000

SCALE
50 0 50 100 150 MILES

Table 1.--SELECTED HOUSING CHARACTERISTICS, FOR THE STATE AND PLACES OF 10,000 INHABITANTS OR MORE: 1960

(Median or average not shown where base is less than 50; plus (+) or minus (-) after number indicates median above or below that number)

Subject	The State	Anchorage	Fairbanks	Subject	The State	Anchorage	Fairbanks
All housing units.....	67,193	14,538	4,832	CONDITION AND PLUMBING--Con.			
TENURE, COLOR, AND VACANCY STATUS				Renter occupied.....			
Occupied.....	57,250	13,353	4,394	Sound.....	29,571	8,420	2,854
Owner occupied.....	27,679	4,933	1,540	With all plumbing facilities.....	22,892	6,806	2,078
White.....	21,576	4,651	1,402	Lacking some or all facilities.....	20,384	6,487	1,886
Nonwhite.....	6,103	282	138	Deteriorating.....	2,508	319	192
Renter occupied.....	29,571	8,420	2,854	With all plumbing facilities.....	4,493	1,216	443
White.....	26,328	7,701	2,617	Lacking some or all facilities.....	2,900	976	340
Nonwhite.....	3,243	719	237	Dilapidated.....	1,593	240	103
Vacant.....	9,943	1,185	438	Vacant available for sale.....	2,186	398	333
Year round.....	6,864	1,114	326	With all plumbing facilities.....	505	105	26
Sound or deteriorating.....	5,472	943	231	Lacking some or all facilities.....	351	96	20
Available for sale only.....	505	105	26	Vacant available for rent.....	154	9	6
Available for rent.....	2,167	588	132	With all plumbing facilities.....	2,167	588	132
Balance.....	2,800	250	73	Lacking some or all facilities.....	1,603	461	104
Dilapidated.....	1,392	171	95	ROOMS			
Seasonal.....	3,079	71	112	Median:			
CONDITION AND PLUMBING				All occupied.....	3.7	3.7	3.1
All units.....	67,193	14,538	4,832	Vacant available for sale.....	3.9	4.4	...
Sound.....	46,280	11,563	3,320	Vacant available for rent.....	2.4	2.2	1.9
With all plumbing facilities.....	37,949	11,048	3,052	PERSONS			
Lacking only hot water.....	204	13	9	Median: All occupied.....	3.2	3.0	2.6
Lack'g priv. toilet or bath or run'g water.....	8,127	502	239	VALUE			
Deteriorating.....	13,515	2,157	828	Median (dollars):			
With all plumbing facilities.....	6,454	1,755	617	Owner occupied.....	...	20,400	16,400
Lacking only hot water.....	186	19	11	Vacant available for sale.....	...	21,900	...
Lack'g priv. toilet or bath or run'g water.....	6,875	383	200	CONTRACT RENT			
Dilapidated.....	7,398	618	684	Average (dollars):			
Owner occupied.....	27,679	4,933	1,540	Renter occupied.....	...	129	129
Sound.....	18,247	4,047	1,037	Vacant available for rent.....	...	118	131
With all plumbing facilities.....	14,994	3,991	997				
Lacking some or all facilities.....	3,253	56	40				
Deteriorating.....	6,224	647	263				
With all plumbing facilities.....	2,738	566	215				
Lacking some or all facilities.....	3,486	81	48				
Dilapidated.....	3,208	239	240				

Table 2.--CONDITION AND PLUMBING FOR HOUSING UNITS WITH NONWHITE HOUSEHOLD HEADS, FOR THE STATE AND PLACES OF 10,000 INHABITANTS OR MORE WITH 400 OR MORE SUCH UNITS: 1960

Condition and plumbing	The State	Anchorage	Condition and plumbing	The State	Anchorage
All occupied units.....	9,346	1,001	Renter occupied.....	3,243	719
Owner occupied.....	6,103	282	Sound.....	1,705	431
Sound.....	2,000	132	With all plumbing facilities.....	1,346	409
With all plumbing facilities.....	633	129	Lacking some or all facilities.....	359	22
Lacking some or all facilities.....	1,367	3	Deteriorating.....	898	184
Deteriorating.....	2,553	97	With all plumbing facilities.....	434	151
With all plumbing facilities.....	443	81	Lacking some or all facilities.....	484	33
Lacking some or all facilities.....	2,110	16	Dilapidated.....	640	104
Dilapidated.....	1,550	53			

1960
Census
of
Housing

ADVANCE REPORTS

BUREAU OF THE CENSUS

FEB 13 8 55 AM '61 HOUSING CHARACTERISTICS STATES

LIBRARY

February 1961

HC(A1)-3

Arizona

(These figures supersede the preliminary counts published in the HC(Pl) series of reports. The present series consists of 51 reports--one each for the 50 States, and the District of Columbia--which are numbered in alphabetical order rather than in order of publication)

This report presents selected housing characteristics for each standard metropolitan statistical area (SMSA) and each place of 10,000 inhabitants or more, and any towns, townships, and counties classified as urban under specified criteria. The data represent final tabulations from the 1960 Census of Housing and are limited to characteristics which were enumerated on a 100-percent basis. Value and contract rent are not shown for places where they were enumerated for a sample consisting of every fourth housing unit.

More detailed information about items presented in this report, as well as data for all other items, will be provided in Volume I, "General Characteristics." The State reports comprising Volume I provide data for standard metropolitan statistical areas, urbanized areas, urban and rural places, and the counties. The Volume I report for the United States will contain summary data for regions, divisions, States, standard metropolitan statistical areas, and places of 50,000 inhabitants or more.

An outline of the 1960 Housing Census publication program may be obtained free of charge from the Bureau of the Census, Washington 25, D.C., or any U.S. Department of Commerce Field Office.

DEFINITIONS AND EXPLANATIONS

Standard metropolitan statistical area.-- Except in New England, a standard metropolitan statistical area (SMSA) is a county or a group of contiguous counties which contains at least one city of 50,000 inhabitants or more or "twin cities" with a combined population of at least 50,000. In addition to the county or counties, containing such a city or cities, contiguous counties are included in an SMSA if, according to certain criteria, they are essentially metropolitan in character and are socially and economically integrated with the central city.

In New England, towns and cities are the units used in defining SMSA's. Here a population density of at least 100 persons per square mile is used as the measure of metropolitan character.

In the 1950 Census reports, data were presented for standard metropolitan areas and in the 1940 Census a somewhat similar type of area called the "metropolitan district" was used.

Housing unit.--A group of rooms or a single room is regarded as a housing unit when it is occupied or intended for occupancy as separate living quarters, that is, when the



U.S. DEPARTMENT OF COMMERCE, Luther H. Hodges, *Secretary*
BUREAU OF THE CENSUS, Robert W. Burgess, *Director*

For sale by the Bureau of the Census, Washington 25, D.C., and U.S. Department of
Commerce Field Offices, 15 cents. Complete set of 51 reports, \$6.



occupants do not live and eat with any other persons in the structure, and when there is either (1) direct access from the outside or through a common hall, or (2) a kitchen or cooking equipment for the exclusive use of the occupants.

In the 1950 Census, the unit of enumeration was the dwelling unit. Although the definition of the housing unit in 1960 is essentially similar to that for the dwelling unit in 1950, the housing unit definition was designed to encompass all private living quarters, whereas the dwelling unit definition did not completely cover all private living accommodations.

Occupied housing unit.--A housing unit is occupied if a person or group of persons was living in it at the time of enumeration or if the occupants were only temporarily absent, for example, on vacation. However, if the persons living in the unit have their usual place of residence elsewhere, the unit is classified as vacant.

Tenure.--A housing unit is "owned or being bought" if the owner or co-owner lives in it, even if it is mortgaged or not fully paid for. All other occupied units are classified as renter occupied.

Color.--Occupied housing units are classified by the color of the head of the household. The group designated as "nonwhite" includes Negro, Indian, Japanese, Chinese, and Filipino. Persons of Mexican birth or ancestry who are not definitely Indian or of other nonwhite race are classified as white.

Persons.--All persons enumerated in the Population Census as members of the household were counted in determining the number of persons who live in the housing unit, including lodgers, foster children, wards, and resident employees who share the living quarters of the household head.

Vacant housing unit.--A housing unit is vacant if no persons were living in it at the time of enumeration, except when its occupants were only temporarily absent. Dilapidated vacant units are included if they are intended for occupancy as living quarters; however, if the vacant unit is unfit for use and beyond repair so that it is no longer considered living quarters, it is excluded from

the inventory. New units not yet occupied were enumerated as vacant housing units if construction had proceeded to the point that all the exterior windows and doors were installed and final usable floors were in place.

"Year round" vacant units are those intended for occupancy at any time of the year. "Seasonal" units are those intended for occupancy during only a season of the year.

Available vacant units are those which are on the market for year-round occupancy, are in either sound or deteriorating condition, and are being offered for rent or for sale. The group "Available for sale only" is limited to units for sale and not for rent. "Available for rent" consists of units being offered for rent and those being offered for rent or sale. Of the vacancies for year-round occupancy and in sound or deteriorating condition, "Balance" consists of units which are rented or sold and awaiting occupancy; units held for occasional use; and units held off the market for other reasons.

Rooms.--The respondent's count of rooms was accepted unless a question was raised about which rooms to count. Rooms to be counted included whole rooms used for living purposes such as living rooms, dining rooms, bedrooms, kitchens, finished attic or basement rooms, recreation rooms, lodgers' rooms, and rooms used for offices by a person living in the unit. Not to be counted as rooms were bathrooms, halls, closets, alcoves, pantries, pullman kitchens, unfinished space, and offices used only by persons not living in the unit. Partially divided rooms such as living and dining areas were to be counted separately if there were fixed or movable partitions from floor to ceiling.

Condition and plumbing facilities.--Data on condition of a housing unit are shown in combination with data for plumbing facilities. Three categories of condition were used in the 1960 Census: Sound, deteriorating, and dilapidated.

Sound housing is defined as that which has no defects, or only slight defects which are normally corrected during the course of regular maintenance. Examples of slight defects are lack of paint; slight damage to porch or steps; small cracks in walls, plaster, or chimneys; broken gutters or downspouts.

Deteriorating housing needs more repair than would be provided in the course of regular maintenance. It has one or more defects of an intermediate nature that must be corrected if the unit is to continue to provide safe and adequate shelter. Examples of such defects are shaky or unsafe porch or steps; broken plaster; rotted window sills or frames. Such defects are signs of neglect which lead to serious structural damage if not corrected.

Dilapidated housing does not provide safe and adequate shelter. It has one or more critical defects; or has a combination of intermediate defects; or is of inadequate original construction. Critical defects are those which indicate continued neglect and serious damage to the structure.

The category "With all plumbing facilities" includes units which have hot and cold running water inside the structure, and flush toilet and bathtub or shower inside the structure for the exclusive use of the people living in the housing unit being enumerated.

The category "Lacking only hot water" includes units which have flush toilet and bathtub or shower for the exclusive use of the household but which have only cold running water inside the structure.

The category "Lacking private toilet or bath or running water" includes units which either lack one or more of these facilities

or share the facilities with persons living in another housing unit.

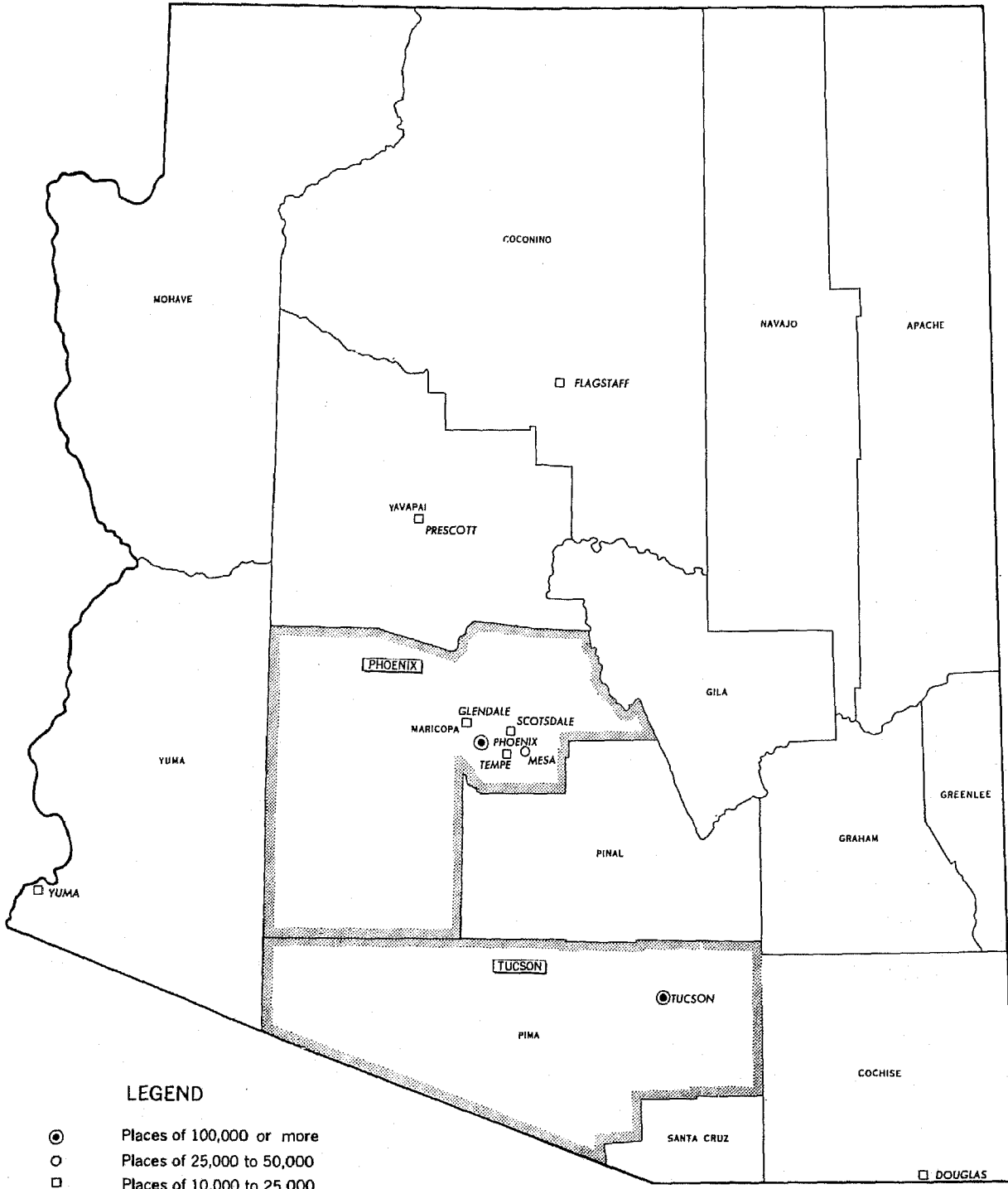
Value.--Value is the respondent's estimate of how much the property would sell for on today's market. For vacant units, it is the price asked for the property. Value data are limited to properties without business and containing only one housing unit. Trailers are excluded.

Contract rent.--Contract rent is the rent agreed upon regardless of the furnishings, utilities, or services included. For vacant units, it is the amount asked for the unit.

The average contract rent, as used in this report, is the arithmetic mean. For occupied units, it is computed by dividing the sum of the rental amounts by the number of renter-occupied units; units for which no cash rent is paid are excluded from the computation. For vacant units, the total amount of rent asked is divided by the number of vacant units available for rent.

Median.--The median is the theoretical value which divides a distribution of housing units into two equal groups--one group having characteristics smaller than the median, and the other having characteristics larger than the median. In the case of median rooms, for example, one-half the units have fewer rooms than the median and one-half have more rooms than the median. In computing the median, a continuous distribution is assumed.

ARIZONA—STANDARD METROPOLITAN STATISTICAL AREAS, COUNTIES, AND PLACES OF 10,000 OR MORE



LEGEND

- Places of 100,000 or more
- Places of 25,000 to 50,000
- Places of 10,000 to 25,000

 Standard Metropolitan Statistical Areas

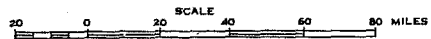


Table 1.--SELECTED HOUSING CHARACTERISTICS, FOR THE STATE, STANDARD METROPOLITAN STATISTICAL AREAS, AND PLACES OF 10,000 INHABITANTS OR MORE: 1960--Con.

(Median or average not shown where base is less than 50; plus (+) or minus (-) after number indicates median above or below that number)

Subject	Places of 10,000 inhabitants or more--Con.						
	Mesa	Phoenix	Prescott	Scottsdale	Tempe	Tucson	Yuma
All housing units.....	11,422	143,076	4,834	3,747	7,116	69,048	8,153
TENURE, COLOR, AND VAGANCY STATUS							
Occupied.....	9,586	132,083	4,296	2,954	6,551	63,303	7,047
Owner occupied.....	6,691	87,565	2,689	2,203	4,193	42,307	4,426
White.....	6,582	84,228	2,655	2,195	4,186	41,113	4,269
Nonwhite.....	109	3,337	34	8	7	1,194	157
Renter occupied.....	2,895	44,518	1,607	751	2,358	20,996	2,621
White.....	2,771	41,058	1,564	747	2,338	19,681	2,420
Nonwhite.....	124	3,460	43	4	20	1,315	201
Vacant.....	1,836	10,993	538	793	565	5,745	1,106
Year round.....	1,705	9,044	371	726	409	4,871	1,013
Sound or deteriorating.....	1,646	8,527	324	725	375	4,622	875
Available for sale only.....	298	1,941	57	130	105	1,078	180
Available for rent.....	1,033	4,775	152	443	102	2,880	586
Balance.....	315	1,811	115	152	168	664	109
Dilapidated.....	59	517	47	1	34	249	138
Seasonal.....	131	1,949	167	67	156	874	93
CONDITION AND PLUMBING							
All units.....	11,422	143,076	4,834	3,747	7,116	69,048	8,153
Sound.....	9,751	123,556	3,742	3,680	6,056	60,817	6,505
With all plumbing facilities.....	9,571	120,811	3,504	3,658	5,911	59,469	6,371
Lacking only hot water.....	12	488	14	5	23	257	19
Lack'g priv. toilet or bath or run'g water.....	168	2,257	224	17	122	1,091	113
Deteriorating.....	989	14,930	792	52	789	6,106	1,067
With all plumbing facilities.....	862	11,600	643	45	582	4,685	847
Lacking only hot water.....	9	603	12	...	26	250	47
Lack'g priv. toilet or bath or run'g water.....	118	2,727	137	7	181	1,171	173
Dilapidated.....	682	4,590	300	15	271	2,125	581
Owner occupied.....	6,691	87,565	2,689	2,203	4,193	42,307	4,426
Sound.....	6,014	81,117	2,316	2,191	3,867	39,443	3,980
With all plumbing facilities.....	5,925	80,096	2,249	2,184	3,771	38,841	3,915
Lacking some or all facilities.....	89	1,021	67	7	96	602	65
Deteriorating.....	425	5,390	302	8	271	2,233	351
With all plumbing facilities.....	368	4,462	266	7	181	1,782	278
Lacking some or all facilities.....	57	928	36	1	90	451	73
Dilapidated.....	252	1,058	71	4	55	631	95
Renter occupied.....	2,895	44,518	1,607	751	2,358	20,996	2,621
Sound.....	2,081	33,475	1,129	710	1,754	16,565	1,783
With all plumbing facilities.....	2,017	32,022	989	698	1,712	15,942	1,728
Lacking some or all facilities.....	64	1,453	140	12	42	623	55
Deteriorating.....	444	8,196	349	36	428	3,240	497
With all plumbing facilities.....	391	6,130	276	33	326	2,450	379
Lacking some or all facilities.....	53	2,066	73	3	102	790	118
Dilapidated.....	370	2,847	129	5	176	1,191	341
Vacant available for sale.....	298	1,941	57	130	105	1,078	180
With all plumbing facilities.....	296	1,920	55	130	104	1,054	180
Lacking some or all facilities.....	2	21	2	...	1	24	...
Vacant available for rent.....	1,033	4,775	152	443	102	2,880	586
With all plumbing facilities.....	1,012	4,471	125	442	92	2,703	563
Lacking some or all facilities.....	21	304	27	1	10	177	23
ROOMS							
Median:							
All occupied.....	4.7	4.7	4.3	5.0	4.5	4.5	4.7
Vacant available for sale.....	5.2	5.2	4.6	5.6	5.3	5.0	5.0
Vacant available for rent.....	2.3	3.2	3.0	3.6	3.1	3.2	3.6
PERSONS							
Median: All occupied.....	3.1	2.9	2.3	3.2	3.1	2.9	3.1
VALUE							
Median (dollars):							
Owner occupied.....	...	11,800	11,800	10,300
Vacant available for sale.....	...	13,000	11,900	9,900
CONTRACT RENT							
Average (dollars):							
Renter occupied.....	...	71	70	58
Vacant available for rent.....	...	100	94	68

Table 2.--CONDITION AND PLUMBING FOR HOUSING UNITS WITH NONWHITE HOUSEHOLD HEADS, FOR THE STATE, STANDARD METROPOLITAN STATISTICAL AREAS, AND PLACES OF 10,000 INHABITANTS OR MORE WITH 400 OR MORE SUCH UNITS: 1960

Condition and plumbing	The State	Standard metropolitan statistical areas		Places of 10,000 inhabitants or more		
		Phoenix	Tucson	Flagstaff	Phoenix	Tucson
All occupied units.....	28,194	9,180	3,979	429	6,797	2,509
Owner occupied.....	16,537	4,308	2,093	130	3,337	1,194
Sound.....	7,262	2,659	1,081	57	2,198	891
With all plumbing facilities....	3,874	2,265	906	57	2,062	847
Lacking some or all facilities..	3,388	394	175	..	136	44
Deteriorating.....	4,312	1,000	432	44	803	216
With all plumbing facilities....	1,020	612	158	38	557	143
Lacking some or all facilities..	3,292	388	274	6	246	73
Dilapidated.....	4,963	649	580	29	336	87
Renter occupied.....	11,657	4,872	1,886	299	3,460	1,315
Sound.....	4,641	1,896	836	93	1,508	585
With all plumbing facilities....	3,858	1,565	752	89	1,289	535
Lacking some or all facilities..	783	331	84	4	219	50
Deteriorating.....	3,358	1,452	505	122	1,156	390
With all plumbing facilities....	1,403	700	264	52	638	227
Lacking some or all facilities..	1,955	752	241	70	518	163
Dilapidated.....	3,658	1,524	545	84	796	340

USCOMM-DC

1960
Census
of
Housing

ADVANCE REPORTS

BUREAU OF THE CENSUS
HOUSING CHARACTERISTICS

JUN 20 3 37 PM '61
STATES

LIBRARY

March 1961

HC (A1)-4

Arkansas

(These figures supersede the preliminary counts published in the HC(F1) series of reports. The present series consists of 51 reports--one each for the 50 States, and the District of Columbia--which are numbered in alphabetical order rather than in order of publication)

This report presents selected housing characteristics for each standard metropolitan statistical area (SMSA) and each place of 10,000 inhabitants or more, and any towns, townships, and counties classified as urban under specified criteria. The data represent final tabulations from the 1960 Census of Housing and are limited to characteristics which were enumerated on a 100-percent basis. Value and contract rent are not shown for places where they were enumerated for a sample consisting of every fourth housing unit.

More detailed information about items presented in this report, as well as data for all other items, will be provided in Volume I, "General Characteristics." The State reports comprising Volume I provide data for standard metropolitan statistical areas, urbanized areas, urban and rural places, and the counties. The Volume I report for the United States will contain summary data for regions, divisions, States, standard metropolitan statistical areas, and places of 50,000 inhabitants or more.

An outline of the 1960 Housing Census publication program may be obtained free of charge from the Bureau of the Census, Washington 25, D.C., or any U.S. Department of Commerce Field Office.

DEFINITIONS AND EXPLANATIONS

Standard metropolitan statistical area.-- Except in New England, a standard metropolitan statistical area (SMSA) is a county or a group of contiguous counties which contains at least one city of 50,000 inhabitants or more or "twin cities" with a combined population of at least 50,000. In addition to the county or counties, containing such a city or cities, contiguous counties are included in an SMSA if, according to certain criteria, they are essentially metropolitan in character and are socially and economically integrated with the central city.

In New England, towns and cities are the units used in defining SMSA's. Here a population density of at least 100 persons per square mile is used as the measure of metropolitan character.

In the 1950 Census reports, data were presented for standard metropolitan areas and in the 1940 Census a somewhat similar type of area called the "metropolitan district" was used.

Housing unit.--A group of rooms or a single room is regarded as a housing unit when it is occupied or intended for occupancy as separate living quarters, that is, when the



U.S. DEPARTMENT OF COMMERCE, Luther H. Hodges, *Secretary*
BUREAU OF THE CENSUS

For sale by the Bureau of the Census, Washington 25, D.C., and U.S. Department of
Commerce Field Offices, 15 cents. Complete set of 51 reports, \$6.



occupants do not live and eat with any other persons in the structure, and when there is either (1) direct access from the outside or through a common hall, or (2) a kitchen or cooking equipment for the exclusive use of the occupants.

In the 1950 Census, the unit of enumeration was the dwelling unit. Although the definition of the housing unit in 1960 is essentially similar to that for the dwelling unit in 1950, the housing unit definition was designed to encompass all private living quarters, whereas the dwelling unit definition did not completely cover all private living accommodations.

Occupied housing unit.--A housing unit is occupied if a person or group of persons was living in it at the time of enumeration or if the occupants were only temporarily absent, for example, on vacation. However, if the persons living in the unit have their usual place of residence elsewhere, the unit is classified as vacant.

Tenure.--A housing unit is "owned or being bought" if the owner or co-owner lives in it, even if it is mortgaged or not fully paid for. All other occupied units are classified as renter occupied.

Color.--Occupied housing units are classified by the color of the head of the household. The group designated as "nonwhite" includes Negro, Indian, Japanese, Chinese, and Filipino. Persons of Mexican birth or ancestry who are not definitely Indian or of other nonwhite race are classified as white.

Persons.--All persons enumerated in the Population Census as members of the household were counted in determining the number of persons who live in the housing unit, including lodgers, foster children, wards, and resident employees who share the living quarters of the household head.

Vacant housing unit.--A housing unit is vacant if no persons were living in it at the time of enumeration, except when its occupants were only temporarily absent. Dilapidated vacant units are included if they are intended for occupancy as living quarters; however, if the vacant unit is unfit for use and beyond repair so that it is no longer considered living quarters, it is excluded from

the inventory. New units not yet occupied were enumerated as vacant housing units if construction had proceeded to the point that all the exterior windows and doors were installed and final usable floors were in place.

"Year round" vacant units are those intended for occupancy at any time of the year. "Seasonal" units are those intended for occupancy during only a season of the year.

Available vacant units are those which are on the market for year-round occupancy, are in either sound or deteriorating condition, and are being offered for rent or for sale. The group "Available for sale only" is limited to units for sale and not for rent. "Available for rent" consists of units being offered for rent and those being offered for rent or sale. Of the vacancies for year-round occupancy and in sound or deteriorating condition, "Balance" consists of units which are rented or sold and awaiting occupancy; units held for occasional use; and units held off the market for other reasons.

Rooms.--The respondent's count of rooms was accepted unless a question was raised about which rooms to count. Rooms to be counted included whole rooms used for living purposes such as living rooms, dining rooms, bedrooms, kitchens, finished attic or basement rooms, recreation rooms, lodgers' rooms, and rooms used for offices by a person living in the unit. Not to be counted as rooms were bathrooms, halls, closets, alcoves, pantries, pullman kitchens, unfinished space, and offices used only by persons not living in the unit. Partially divided rooms such as living and dining areas were to be counted separately if there were fixed or movable partitions from floor to ceiling.

Condition and plumbing facilities.--Data on condition of a housing unit are shown in combination with data for plumbing facilities. Three categories of condition were used in the 1960 Census: Sound, deteriorating, and dilapidated.

Sound housing is defined as that which has no defects, or only slight defects which are normally corrected during the course of regular maintenance. Examples of slight defects are lack of paint; slight damage to porch or steps; small cracks in walls, plaster, or chimneys; broken gutters or downspouts.

Deteriorating housing needs more repair than would be provided in the course of regular maintenance. It has one or more defects of an intermediate nature that must be corrected if the unit is to continue to provide safe and adequate shelter. Examples of such defects are shaky or unsafe porch or steps; broken plaster; rotted window sills or frames. Such defects are signs of neglect which lead to serious structural damage if not corrected.

Dilapidated housing does not provide safe and adequate shelter. It has one or more critical defects; or has a combination of intermediate defects; or is of inadequate original construction. Critical defects are those which indicate continued neglect and serious damage to the structure.

The category "With all plumbing facilities" includes units which have hot and cold running water inside the structure, and flush toilet and bathtub or shower inside the structure for the exclusive use of the people living in the housing unit being enumerated.

The category "Lacking only hot water" includes units which have flush toilet and bathtub or shower for the exclusive use of the household but which have only cold running water inside the structure.

The category "Lacking private toilet or bath or running water" includes units which either lack one or more of these facilities

or share the facilities with persons living in another housing unit.

Value.--Value is the respondent's estimate of how much the property would sell for on today's market. For vacant units, it is the price asked for the property. Value data are limited to properties without business and containing only one housing unit. Trailers are excluded.

Contract rent.--Contract rent is the rent agreed upon regardless of the furnishings, utilities, or services included. For vacant units, it is the amount asked for the unit.

The average contract rent, as used in this report, is the arithmetic mean. For occupied units, it is computed by dividing the sum of the rental amounts by the number of renter-occupied units; units for which no cash rent is paid are excluded from the computation. For vacant units, the total amount of rent asked is divided by the number of vacant units available for rent.

Median.--The median is the theoretical value which divides a distribution of housing units into two equal groups--one group having characteristics smaller than the median, and the other having characteristics larger than the median. In the case of median rooms, for example, one-half the units have fewer rooms than the median and one-half have more rooms than the median. In computing the median, a continuous distribution is assumed.

ARKANSAS—STANDARD METROPOLITAN STATISTICAL AREAS, COUNTIES, AND PLACES OF 10,000 OR MORE

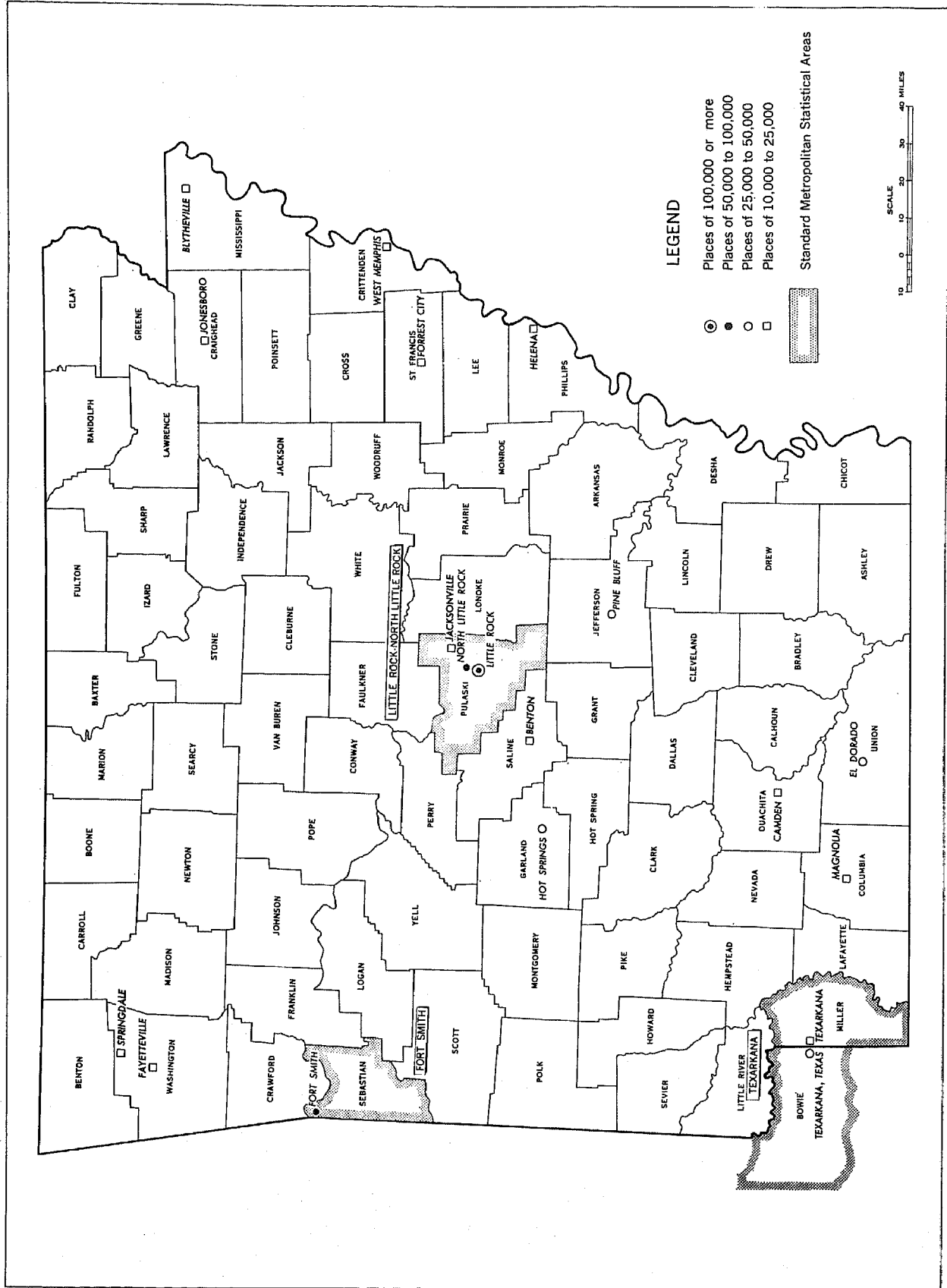


Table 1.--SELECTED HOUSING CHARACTERISTICS, FOR THE STATE, STANDARD METROPOLITAN STATISTICAL AREAS, AND PLACES OF 10,000 INHABITANTS OR MORE: 1960--Con.

(Median or average not shown where base is less than 50; plus (+) or minus (-) after number indicates median above or below that number)

Subject	Places of 10,000 inhabitants or more--Con.											
	Fort Smith	Helena	Hot Springs	Jacksonville	Jonesboro	Little Rock	Mag-nolia	North Little Rock	Pine Bluff	Springdale	Tex-arkana	West Memphis
All housing units.....	19,775	3,913	11,848	3,611	6,973	37,050	3,532	17,603	14,288	3,507	7,241	5,499
TENURE, COLOR, AND VACANCY STATUS												
Occupied.....	16,827	3,673	10,916	3,453	6,595	34,865	3,267	16,809	13,374	3,168	6,321	5,081
Owner occupied.....	11,683	1,170	5,459	1,227	4,009	19,328	1,850	9,987	7,953	2,092	3,940	3,217
White.....	11,002	777	4,711	1,178	3,755	16,049	1,501	8,369	5,349	2,090	3,094	2,220
Nonwhite.....	681	393	748	49	254	3,279	349	1,618	2,604	2	846	997
Renter occupied.....	5,144	2,503	5,457	2,226	2,586	15,537	1,417	6,822	5,421	1,076	2,381	1,864
White.....	4,535	768	4,783	2,180	2,388	11,924	993	5,069	3,255	1,074	1,639	889
Nonwhite.....	609	1,735	674	46	198	3,613	424	1,753	2,166	2	742	975
Vacant.....	2,948	240	932	158	378	2,185	265	794	914	339	920	418
Year round.....	2,592	222	790	155	362	1,965	255	749	865	172	896	395
Sound or deteriorating.....	2,355	111	694	139	307	1,802	241	684	635	167	679	289
Available for sale only.....	401	4	61	17	61	321	45	164	109	64	66	99
Available for rent.....	1,656	86	521	107	187	1,192	154	412	400	54	417	113
Balance.....	298	21	112	15	59	269	42	108	126	49	196	77
Dilapidated.....	237	111	96	16	55	163	14	65	230	5	217	106
Seasonal.....	356	18	142	3	16	220	10	45	49	167	24	23
CONDITION AND PLUMBING												
All units.....	19,775	3,913	11,848	3,611	6,973	37,050	3,532	17,603	14,288	3,507	7,241	5,499
Sound.....	16,073	1,323	8,476	3,119	4,929	30,553	2,449	13,115	9,399	3,070	4,604	3,287
With all plumbing facilities.....	15,279	1,080	7,329	3,096	4,551	28,762	2,305	12,528	8,504	2,707	4,268	3,097
Lacking only hot water.....	64	16	52	1	39	119	8	47	136	11	83	24
Lack'g priv. toilet or bath or run'g water.....	730	227	1,095	22	339	1,672	136	540	759	352	253	166
Deteriorating.....	2,785	1,191	2,546	374	1,323	4,964	915	3,253	3,068	370	1,625	782
With all plumbing facilities.....	1,919	440	1,612	355	840	3,426	479	2,123	1,483	254	1,117	327
Lacking only hot water.....	70	72	93	2	39	233	35	100	183	1	78	57
Lack'g priv. toilet or bath or run'g water.....	796	679	841	17	444	1,305	401	1,030	1,402	115	430	398
Dilapidated.....	917	1,399	826	118	721	1,533	168	1,235	1,821	67	1,012	1,430
Owner occupied.....	11,683	1,170	5,459	1,227	4,009	19,328	1,850	9,987	7,953	2,092	3,940	3,217
Sound.....	10,459	722	4,294	1,046	3,169	17,293	1,513	8,333	5,987	1,899	2,805	2,300
With all plumbing facilities.....	10,170	687	4,135	1,038	3,023	17,017	1,433	8,089	5,539	1,804	2,613	2,235
Lacking some or all facilities.....	289	35	159	8	146	276	80	244	448	95	192	65
Deteriorating.....	960	275	941	135	533	1,594	280	1,262	1,397	178	772	380
With all plumbing facilities.....	727	141	759	124	403	1,295	143	833	718	125	565	176
Lacking some or all facilities.....	233	134	182	11	130	299	137	429	679	53	207	204
Dilapidated.....	264	173	224	46	307	441	57	392	569	15	363	537
Renter occupied.....	5,144	2,503	5,457	2,226	2,586	15,537	1,417	6,822	5,421	1,076	2,381	1,864
Sound.....	3,690	556	3,608	1,953	1,547	11,688	793	4,240	2,955	866	1,295	741
With all plumbing facilities.....	3,375	367	2,728	1,944	1,352	10,410	745	3,933	2,572	762	1,175	661
Lacking some or all facilities.....	315	189	880	9	195	1,278	48	307	383	104	120	80
Deteriorating.....	1,061	844	1,354	217	684	2,949	528	1,813	1,455	163	658	339
With all plumbing facilities.....	682	278	687	210	376	1,822	263	1,155	662	110	408	120
Lacking some or all facilities.....	379	566	667	7	308	1,127	265	658	793	53	250	219
Dilapidated.....	393	1,103	495	56	355	900	96	769	1,011	47	428	784
Vacant available for sale.....	401	4	61	17	61	321	45	164	109	64	66	99
With all plumbing facilities.....	387	3	59	17	54	317	44	161	101	64	61	96
Lacking some or all facilities.....	14	1	2	...	7	4	1	3	8	...	5	3
Vacant available for rent.....	1,656	86	521	107	187	1,192	154	412	400	54	417	113
With all plumbing facilities.....	1,320	21	375	104	136	952	121	370	262	50	383	68
Lacking some or all facilities.....	336	65	146	3	51	240	33	42	138	4	34	45
ROOMS												
Median:												
All occupied.....	4.9	3.6	4.4	4.7	4.6	4.7	4.7	4.4	4.6	4.6	4.6	4.3
Vacant available for sale.....	5.0	...	5.0	...	5.0	5.4	...	5.1	5.0	4.9	5.0	4.5
Vacant available for rent.....	3.6	2.8	2.9	4.3	3.5	3.4	3.1	3.4	3.2	3.4	2.8	3.5
PERSONS												
Median: All occupied.....	2.7	2.4	2.1	3.6	2.8	2.5	2.9	3.0	2.8	2.8	2.6	3.4
VALUE												
Median (dollars):												
Owner occupied.....	8,100	11,600	...	9,800
Vacant available for sale.....	8,200	14,800	...	13,700
CONTRACT RENT												
Average (dollars):												
Renter occupied.....	42	53	...	47
Vacant available for rent.....	48	58	...	56

Table 2.--CONDITION AND PLUMBING FOR HOUSING UNITS WITH NONWHITE HOUSEHOLD HEADS, FOR THE STATE, STANDARD METROPOLITAN STATISTICAL AREAS, AND PLACES OF 10,000 INHABITANTS OR MORE WITH 400 OR MORE SUCH UNITS: 1960

Condition and plumbing	The State	Standard metropolitan statistical areas			Places of 10,000 inhabitants or more				
		Fort Smith	Little Rock-North Little Rock	Texarkana, Texas-Ark.	Blytheville	Camden	El Dorado	Forrest	Fort Smith
All occupied units.....	97,436	1,317	13,400	6,280	1,820	1,734	2,063	1,304	1,290
Owner occupied.....	44,629	704	6,757	3,599	887	949	928	624	681
Sound.....	16,538	406	3,510	1,393	263	309	365	197	389
With all plumbing facilities...	8,481	330	2,800	754	153	270	303	104	328
Lacking some or all facilities..	8,057	76	710	639	110	239	62	93	61
Deteriorating.....	16,552	189	1,882	1,118	383	242	340	241	184
With all plumbing facilities...	3,620	93	846	289	83	54	202	37	93
Lacking some or all facilities..	12,932	96	1,036	829	300	188	138	204	91
Dilapidated.....	11,539	109	1,365	1,088	241	198	223	186	108
Renter occupied.....	52,807	613	6,643	2,681	933	785	1,135	680	609
Sound.....	10,084	308	2,594	826	212	255	163	166	306
With all plumbing facilities...	3,995	259	1,970	515	113	134	97	31	258
Lacking some or all facilities..	6,089	49	624	311	99	121	66	135	48
Deteriorating.....	21,157	189	2,255	757	365	222	557	301	187
With all plumbing facilities...	1,988	80	748	106	21	26	140	8	80
Lacking some or all facilities..	19,169	109	1,507	651	344	196	417	293	107
Dilapidated.....	21,566	116	1,794	1,098	356	308	415	213	116

Condition and plumbing	Places of 10,000 inhabitants or more--Con.								
	Helena	Hot Springs	Jonesboro	Little Rock	Magnolia	North Little Rock	Pine Bluff	Texarkana	West Memphis
All occupied units.....	2,128	1,422	452	6,892	773	3,371	4,770	1,588	1,972
Owner occupied.....	393	748	254	3,279	349	1,618	2,604	846	997
Sound.....	83	287	56	2,195	144	642	1,118	386	234
With all plumbing facilities...	62	263	36	2,062	76	451	738	255	183
Lacking some or all facilities..	21	24	20	133	68	191	380	131	51
Deteriorating.....	161	352	43	768	166	655	976	225	255
With all plumbing facilities...	48	265	25	531	39	273	363	95	66
Lacking some or all facilities..	113	87	18	237	127	382	613	130	189
Dilapidated.....	149	109	155	316	39	321	510	235	508
Renter occupied.....	1,735	674	198	3,613	424	1,753	2,166	742	975
Sound.....	208	149	22	1,905	88	483	557	238	74
With all plumbing facilities...	52	106	10	1,590	59	309	282	159	19
Lacking some or all facilities..	156	43	12	315	29	174	275	79	55
Deteriorating.....	518	315	34	1,135	260	775	824	213	188
With all plumbing facilities...	27	158	4	509	35	225	165	30	10
Lacking some or all facilities..	491	157	30	626	225	550	659	183	178
Dilapidated.....	1,009	210	142	573	76	495	785	291	713

1960
Census
of
Housing

ADVANCE REPORTS

HOUSING CHARACTERISTICS
STATES

BUREAU OF THE CENSUS
JUN 20 3 37 PM '61
LIBRARY

March 1961

HC(A1)-5

California

(These figures supersede the preliminary counts published in the HC(P1) series of reports. The present series consists of 51 reports—one each for the 50 States, and the District of Columbia—which are numbered in alphabetical order rather than in order of publication)

This report presents selected housing characteristics for each standard metropolitan statistical area (SMSA) and each place of 10,000 inhabitants or more, and any towns, townships, and counties classified as urban under specified criteria. The data represent final tabulations from the 1960 Census of Housing and are limited to characteristics which were enumerated on a 100-percent basis. Value and contract rent are not shown for places where they were enumerated for a sample consisting of every fourth housing unit.

More detailed information about items presented in this report, as well as data for all other items, will be provided in Volume I, "General Characteristics." The State reports comprising Volume I provide data for standard metropolitan statistical areas, urbanized areas, urban and rural places, and the counties. The Volume I report for the United States will contain summary data for regions, divisions, States, standard metropolitan statistical areas, and places of 50,000 inhabitants or more.

An outline of the 1960 Housing Census publication program may be obtained free of charge from the Bureau of the Census, Washington 25, D.C., or any U.S. Department of Commerce Field Office.

DEFINITIONS AND EXPLANATIONS

Standard metropolitan statistical area.—Except in New England, a standard metropolitan statistical area (SMSA) is a county or a group of contiguous counties which contains at least one city of 50,000 inhabitants or more or "twin cities" with a combined population of at least 50,000. In addition to the county or counties, containing such a city or cities, contiguous counties are included in an SMSA if, according to certain criteria, they are essentially metropolitan in character and are socially and economically integrated with the central city.

In New England, towns and cities are the units used in defining SMSA's. Here a population density of at least 100 persons per square mile is used as the measure of metropolitan character.

In the 1950 Census reports, data were presented for standard metropolitan areas and in the 1940 Census a somewhat similar type of area called the "metropolitan district" was used.

Housing unit.—A group of rooms or a single room is regarded as a housing unit when it is occupied or intended for occupancy as separate living quarters, that is, when the



U.S. DEPARTMENT OF COMMERCE, Luther H. Hodges, *Secretary*
BUREAU OF THE CENSUS

For sale by the Bureau of the Census, Washington 25, D.C., and U.S. Department of
Commerce Field Offices, 15 cents. Complete set of 51 reports, \$6.



occupants do not live and eat with any other persons in the structure, and when there is either (1) direct access from the outside or through a common hall, or (2) a kitchen or cooking equipment for the exclusive use of the occupants.

In the 1950 Census, the unit of enumeration was the dwelling unit. Although the definition of the housing unit in 1960 is essentially similar to that for the dwelling unit in 1950, the housing unit definition was designed to encompass all private living quarters, whereas the dwelling unit definition did not completely cover all private living accommodations.

Occupied housing unit.--A housing unit is occupied if a person or group of persons was living in it at the time of enumeration or if the occupants were only temporarily absent, for example, on vacation. However, if the persons living in the unit have their usual place of residence elsewhere, the unit is classified as vacant.

Tenure.--A housing unit is "owned or being bought" if the owner or co-owner lives in it, even if it is mortgaged or not fully paid for. All other occupied units are classified as renter occupied.

Color.--Occupied housing units are classified by the color of the head of the household. The group designated as "nonwhite" includes Negro, Indian, Japanese, Chinese, and Filipino. Persons of Mexican birth or ancestry who are not definitely Indian or of other nonwhite race are classified as white.

Persons.--All persons enumerated in the Population Census as members of the household were counted in determining the number of persons who live in the housing unit, including lodgers, foster children, wards, and resident employees who share the living quarters of the household head.

Vacant housing unit.--A housing unit is vacant if no persons were living in it at the time of enumeration, except when its occupants were only temporarily absent. Dilapidated vacant units are included if they are intended for occupancy as living quarters; however, if the vacant unit is unfit for use and beyond repair so that it is no longer considered living quarters, it is excluded from

the inventory. New units not yet occupied were enumerated as vacant housing units if construction had proceeded to the point that all the exterior windows and doors were installed and final usable floors were in place.

"Year round" vacant units are those intended for occupancy at any time of the year. "Seasonal" units are those intended for occupancy during only a season of the year.

Available vacant units are those which are on the market for year-round occupancy, are in either sound or deteriorating condition, and are being offered for rent or for sale. The group "Available for sale only" is limited to units for sale and not for rent. "Available for rent" consists of units being offered for rent and those being offered for rent or sale. Of the vacancies for year-round occupancy and in sound or deteriorating condition, "Balance" consists of units which are rented or sold and awaiting occupancy; units held for occasional use; and units held off the market for other reasons.

Rooms.--The respondent's count of rooms was accepted unless a question was raised about which rooms to count. Rooms to be counted included whole rooms used for living purposes such as living rooms, dining rooms, bedrooms, kitchens, finished attic or basement rooms, recreation rooms, lodgers' rooms, and rooms used for offices by a person living in the unit. Not to be counted as rooms were bathrooms, halls, closets, alcoves, pantries, pullman kitchens, unfinished space, and offices used only by persons not living in the unit. Partially divided rooms such as living and dining areas were to be counted separately if there were fixed or movable partitions from floor to ceiling.

Condition and plumbing facilities.--Data on condition of a housing unit are shown in combination with data for plumbing facilities. Three categories of condition were used in the 1960 Census: Sound, deteriorating, and dilapidated.

Sound housing is defined as that which has no defects, or only slight defects which are normally corrected during the course of regular maintenance. Examples of slight defects are lack of paint; slight damage to porch or steps; small cracks in walls, plaster, or chimneys; broken gutters or downspouts.

Deteriorating housing needs more repair than would be provided in the course of regular maintenance. It has one or more defects of an intermediate nature that must be corrected if the unit is to continue to provide safe and adequate shelter. Examples of such defects are shaky or unsafe porch or steps; broken plaster; rotted window sills or frames. Such defects are signs of neglect which lead to serious structural damage if not corrected.

Dilapidated housing does not provide safe and adequate shelter. It has one or more critical defects; or has a combination of intermediate defects; or is of inadequate original construction. Critical defects are those which indicate continued neglect and serious damage to the structure.

The category "With all plumbing facilities" includes units which have hot and cold running water inside the structure, and flush toilet and bathtub or shower inside the structure for the exclusive use of the people living in the housing unit being enumerated.

The category "Lacking only hot water" includes units which have flush toilet and bathtub or shower for the exclusive use of the household but which have only cold running water inside the structure.

The category "Lacking private toilet or bath or running water" includes units which either lack one or more of these facilities

or share the facilities with persons living in another housing unit.

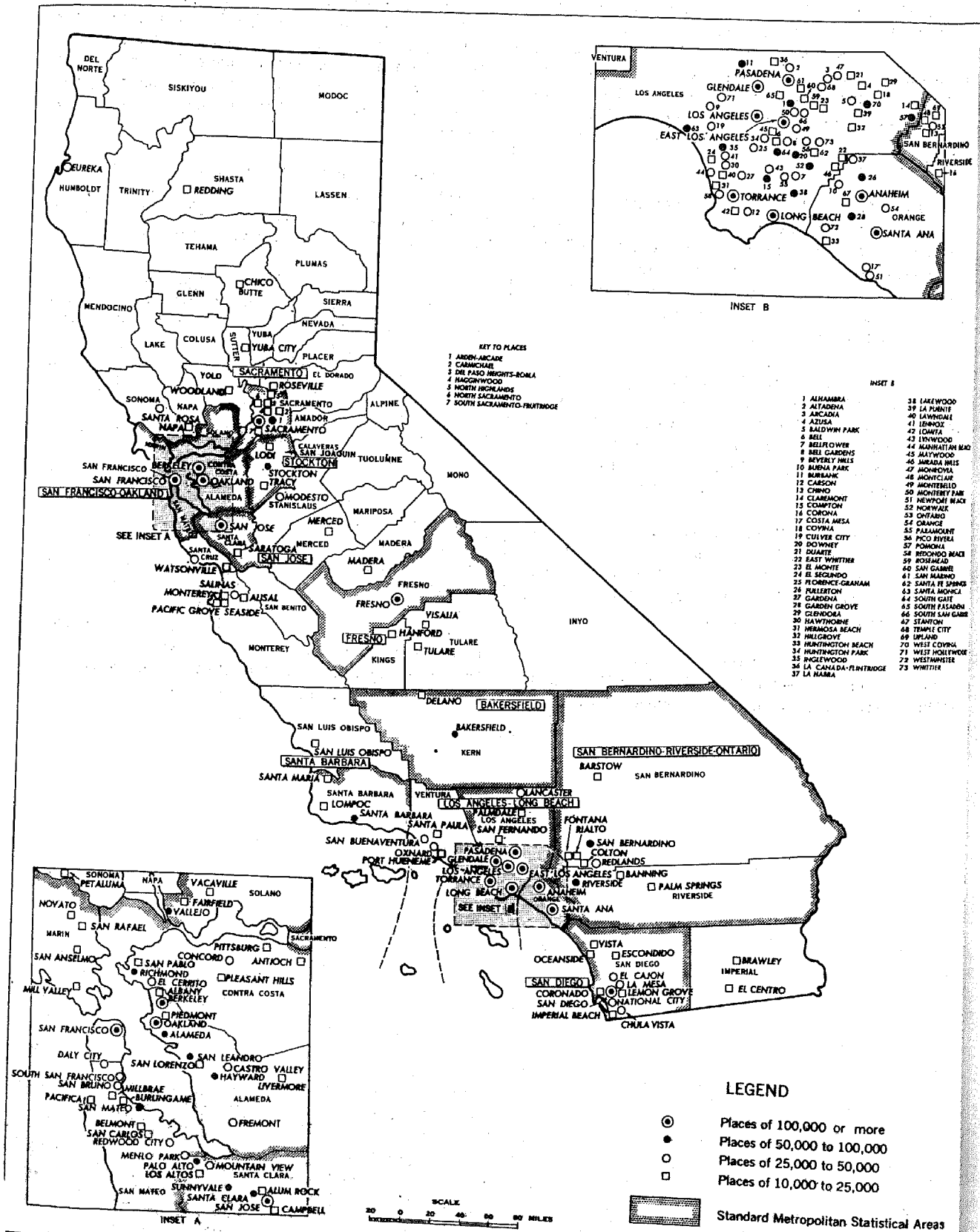
Value.--Value is the respondent's estimate of how much the property would sell for on today's market. For vacant units, it is the price asked for the property. Value data are limited to properties without business and containing only one housing unit. Trailers are excluded.

Contract rent.--Contract rent is the rent agreed upon regardless of the furnishings, utilities, or services included. For vacant units, it is the amount asked for the unit.

The average contract rent, as used in this report, is the arithmetic mean. For occupied units, it is computed by dividing the sum of the rental amounts by the number of renter-occupied units; units for which no cash rent is paid are excluded from the computation. For vacant units, the total amount of rent asked is divided by the number of vacant units available for rent.

Median.--The median is the theoretical value which divides a distribution of housing units into two equal groups--one group having characteristics smaller than the median, and the other having characteristics larger than the median. In the case of median rooms, for example, one-half the units have fewer rooms than the median and one-half have more rooms than the median. In computing the median, a continuous distribution is assumed.

CALIFORNIA—STANDARD METROPOLITAN STATISTICAL AREAS, COUNTIES, AND PLACES OF 10,000 OR MORE



- KEY TO PLACES**
- 1 ARDEN-ARCADE
 - 2 CARMICHAEL
 - 3 DEL PASO HEIGHTS-BOMLA
 - 4 HAZENWOOD
 - 5 NORTH HIGHLANDS
 - 6 NORTH SACRAMENTO
 - 7 SOUTH SACRAMENTO-FRUITBRIDGE

- INSET B**
- 1 ALHAMBRA
 - 2 ALTADENA
 - 3 ARCADIA
 - 4 AZUSA
 - 5 BALDWIN PARK
 - 6 BELL
 - 7 BELLFLOWER
 - 8 BELL GARDENS
 - 9 BEVERLY HILLS
 - 10 BURBANK
 - 11 BURBANK
 - 12 CARSON
 - 13 CHINO
 - 14 CLAREMONT
 - 15 COMPTON
 - 16 CORONA
 - 17 COSTA MESA
 - 18 COVINA
 - 19 TULVER CITY
 - 20 DOWNNEY
 - 21 DUARTE
 - 22 EAST WHITTIER
 - 23 EL MONTE
 - 24 EL SEQUOYO
 - 25 FLORENCE-GRAHAM
 - 26 FULLERTON
 - 27 GARDENA
 - 28 GARDEN GROVE
 - 29 GLENDALE
 - 30 HAWTHORNE
 - 31 HERMOSA BEACH
 - 32 HILSGROVE
 - 33 HUNTINGTON BEACH
 - 34 HUNTINGTON PARK
 - 35 INGLEWOOD
 - 36 LA CANADA-FRUITBRIDGE
 - 37 LA HABRA
 - 38 LAKEWOOD
 - 39 LA PRINTE
 - 40 LAWRENCE
 - 41 LEBANON
 - 42 LONTA
 - 43 IRVINGWOOD
 - 44 MANHATTAN BEACH
 - 45 MAYWOOD
 - 46 MARANA HILLS
 - 47 MONROVIA
 - 48 MONTECLAIR
 - 49 MONTEBELLO
 - 50 MONTEBELLO PARK
 - 51 NEWPORT BEACH
 - 52 NORWALK
 - 53 ONTARIO
 - 54 ORANGE
 - 55 PALAHAMOUNT
 - 56 PICO RIVERA
 - 57 POMONA
 - 58 RICHMOND HILLS
 - 59 RIVERSIDE
 - 60 SAN GABRIEL
 - 61 SAN MARINO
 - 62 SANTA FE SPRINGS
 - 63 SANTA MONICA
 - 64 SOUTH GATE
 - 65 SOUTH PASADENA
 - 66 SOUTH SAN GABRIEL
 - 67 STANTON
 - 68 TEMPLE CITY
 - 69 UPLAND
 - 70 WEST COVINA
 - 71 WEST HOLLYWOOD
 - 72 WESTMINSTER
 - 73 WHITTIER

- LEGEND**
- Places of 100,000 or more
 - Places of 50,000 to 100,000
 - Places of 25,000 to 50,000
 - Places of 10,000 to 25,000
- Standard Metropolitan Statistical Areas

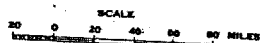


Table 1.--SELECTED HOUSING CHARACTERISTICS, FOR THE STATE, STANDARD METROPOLITAN STATISTICAL AREAS, AND PLACES OF 10,000 INHABITANTS OR MORE: 1960--Con.

(Median or average not shown where base is less than 50; plus (+) or minus (-) after number indicates median above or below that number)

Subject	Standard metropolitan statistical areas--Con.				Places of 10,000 inhabitants or more			
	San Francisco-Oakland	San Jose	Santa Barbara	Stockton	Alameda	Albany	Alhambra	Alisal (uninc.)
All housing units.....	978,399	199,922	57,290	80,697	19,219	5,384	21,801	5,211
TENURE, COLOR, AND VACANCY STATUS								
Occupied.....	923,045	184,945	52,021	74,657	18,332	5,254	20,679	4,900
Owner occupied.....	503,319	127,240	29,127	47,475	8,024	3,378	11,995	2,521
White.....	467,063	124,280	28,538	44,189	7,835	3,315	11,949	2,422
Nonwhite.....	36,256	2,960	589	3,286	189	63	46	99
Renter occupied.....	419,726	57,705	22,894	27,182	10,308	1,876	8,684	2,379
White.....	358,416	55,482	21,960	23,896	9,540	1,842	8,633	2,222
Nonwhite.....	61,310	2,223	934	3,286	768	34	51	157
Vacant.....	55,354	14,977	5,269	6,040	887	130	1,122	311
Year round.....	51,702	13,376	4,435	4,896	864	127	1,079	270
Sound or deteriorating.....	48,832	12,903	4,249	4,114	831	125	1,055	221
Available for sale only.....	6,761	4,945	1,423	766	94	17	75	21
Available for rent.....	29,933	5,390	1,797	2,171	608	72	827	190
Balance.....	12,138	2,568	1,029	1,177	129	36	153	64
Dilapidated.....	2,870	473	186	782	33	2	24	4
Seasonal.....	3,652	1,601	834	1,144	23	3	43	8
CONDITION AND PLUMBING								
All units.....	978,399	199,922	57,290	80,697	19,219	5,384	21,801	5,211
Sound.....	886,647	183,220	50,690	65,037	16,675	5,274	19,622	4,422
With all plumbing facilities.....	847,489	180,205	49,327	61,932	16,437	5,265	19,356	4,327
Lacking only hot water.....	38,236	2,996	1,284	2,957	206	8	249	100
Lacking priv. toilet or bath or run'g water.....	73,444	11,902	4,772	10,983	2,357	104	2,036	628
Deteriorating.....	56,748	10,264	4,107	8,877	2,244	104	2,003	590
With all plumbing facilities.....	331	129	54	136	5	...	2	4
Lacking only hot water.....	16,365	1,509	611	1,970	108	...	31	40
Lacking priv. toilet or bath or run'g water.....	18,308	4,800	1,828	4,677	187	6	143	146
Dilapidated.....	18,308	4,800	1,828	4,677	187	6	143	146
Owner occupied.....	503,319	127,240	29,127	47,475	8,024	3,378	11,995	2,521
Sound.....	482,457	122,599	27,418	42,169	7,582	3,319	11,072	2,319
With all plumbing facilities.....	480,606	121,963	27,170	41,689	7,561	3,317	11,041	2,300
Lacking some or all facilities.....	1,851	636	248	480	21	2	31	21
Deteriorating.....	17,752	3,806	1,419	4,053	401	58	884	171
With all plumbing facilities.....	17,147	3,612	1,327	3,672	390	58	879	160
Lacking some or all facilities.....	605	194	92	381	11	...	5	11
Dilapidated.....	3,110	835	290	1,253	41	1	39	22
Renter occupied.....	419,726	57,705	22,894	27,182	10,308	1,876	8,684	2,379
Sound.....	360,920	47,889	18,705	19,234	8,388	1,833	7,562	1,850
With all plumbing facilities.....	330,380	46,007	17,785	17,362	8,225	1,828	7,378	1,825
Lacking some or all facilities.....	30,540	1,882	920	1,872	163	5	184	25
Deteriorating.....	46,910	6,815	2,916	5,973	1,807	40	1,043	42
With all plumbing facilities.....	35,045	5,750	2,463	4,292	1,734	40	1,020	36
Lacking some or all facilities.....	11,865	1,065	453	1,281	73	...	23	6
Dilapidated.....	11,896	3,001	1,273	2,375	113	3	79	18
Vacant available for sale.....	6,761	4,945	1,423	766	94	17	75	21
With all plumbing facilities.....	6,680	4,924	1,418	746	94	17	75	21
Lacking some or all facilities.....	81	21	5	20
Vacant available for rent.....	29,933	5,390	1,797	2,171	608	72	827	190
With all plumbing facilities.....	21,363	5,091	1,674	1,720	556	71	785	171
Lacking some or all facilities.....	8,570	299	123	451	52	1	42	19
ROOMS								
Median:								
All occupied.....	4.7	5.1	4.7	4.7	4.6	4.9	4.8	4.6
Vacant available for sale.....	5.5	5.6	5.4	5.1	5.7	...	5.3	...
Vacant available for rent.....	2.6	3.5	3.6	2.9	3.2	2.9	3.3	3.1
PERSONS								
Median: All occupied.....	2.5	3.1	2.7	2.8	2.5	2.5	2.3	1.9
VALUE								
Median (dollars):								
Owner occupied.....	14,800	...	15,800	...
Vacant available for sale.....	25,000+	...	17,000	...
CONTRACT RENT								
Average (dollars):								
Renter occupied.....	72	...	75	...
Vacant available for rent.....	83	...	88	...

Table 1.--SELECTED HOUSING CHARACTERISTICS, FOR THE STATE, STANDARD METROPOLITAN STATISTICAL AREAS, AND PLACES OF 10,000 INHABITANTS OR MORE: 1960--Con.

(Median or average not shown where base is less than 50; plus (+) or minus (-) after number indicates median above or below that number)

Subject	Places of 10,000 inhabitants or more--Con.							
	Altadena (uninc.)	Alum Rock (uninc.)	Anaheim	Antioch	Arcadia	Arden-Arcade (uninc.)	Asusa	Bakers- field
All housing units.....	13,802	5,386	32,748	5,402	14,874	22,360	5,856	19,425
TENURE, COLOR, AND VACANCY STATUS								
Occupied.....	13,319	5,178	29,740	5,177	13,906	21,010	5,491	18,080
Owner occupied.....	10,412	4,320	21,731	3,606	9,685	16,167	3,874	11,808
White.....	9,917	4,201	21,626	3,595	9,683	16,084	3,845	10,549
Nonwhite.....	495	119	105	11	2	83	29	1,259
Renter occupied.....	2,907	858	8,009	1,571	4,221	4,843	1,617	6,272
White.....	2,824	835	7,953	1,563	4,171	4,800	1,600	5,041
Nonwhite.....	83	23	56	8	50	43	17	1,231
Vacant.....	483	208	3,008	225	968	1,350	365	1,345
Year round.....	412	205	2,978	219	859	1,338	358	1,225
Sound or deteriorating.....	392	198	2,964	208	841	1,314	313	1,164
Available for sale only.....	131	114	379	45	162	224	60	349
Available for rent.....	118	52	2,159	122	558	924	158	579
Balance.....	143	32	426	41	121	166	95	236
Dilapidated.....	20	7	14	11	18	24	45	61
Seasonal.....	71	3	30	6	109	12	7	120
CONDITION AND PLUMBING								
All units.....	13,802	5,386	32,748	5,402	14,874	22,360	5,856	19,425
Sound.....	13,035	5,129	31,820	4,765	14,185	21,794	5,104	16,796
With all plumbing facilities.....	12,977	5,103	31,572	4,693	13,981	21,737	5,004	16,445
Lacking only hot water.....	4	6	27	..	10	21	11	33
Lack'g priv. toilet or bath or run'g water.....	54	20	221	72	194	36	89	318
Deteriorating.....	674	191	763	583	513	429	422	2,316
With all plumbing facilities.....	659	186	690	562	504	418	394	1,989
Lacking only hot water.....	3	2	12	1	1	6	6	21
Lack'g priv. toilet or bath or run'g water.....	12	3	61	20	8	10	22	306
Dilapidated.....	93	66	165	54	176	137	330	313
Owner occupied.....	10,412	4,320	21,731	3,606	9,685	16,167	3,874	11,808
Sound.....	10,059	4,188	21,395	3,433	9,414	15,925	3,621	11,024
With all plumbing facilities.....	10,026	4,174	21,335	3,430	9,405	15,889	3,580	10,987
Lacking some or all facilities.....	33	14	60	3	9	36	41	37
Deteriorating.....	327	110	289	161	217	200	171	727
With all plumbing facilities.....	321	107	276	160	215	195	163	698
Lacking some or all facilities.....	6	3	13	1	2	5	8	29
Dilapidated.....	26	22	47	12	54	42	82	57
Renter occupied.....	2,907	858	8,009	1,571	4,221	4,843	1,617	6,272
Sound.....	2,370	752	7,502	1,171	3,894	4,589	1,188	4,805
With all plumbing facilities.....	2,550	743	7,341	1,132	3,709	4,372	1,138	4,544
Lacking some or all facilities.....	20	9	161	39	185	17	50	261
Deteriorating.....	290	69	405	369	225	184	226	1,284
With all plumbing facilities.....	282	69	359	358	222	179	209	1,064
Lacking some or all facilities.....	8	..	46	11	3	5	17	220
Dilapidated.....	47	37	102	31	102	70	203	183
Vacant available for sale.....	131	114	379	45	162	224	60	349
With all plumbing facilities.....	130	113	379	45	158	224	60	338
Lacking some or all facilities.....	1	1	4	11
Vacant available for rent.....	118	52	2,159	122	558	924	158	579
With all plumbing facilities.....	117	51	2,139	89	553	921	153	508
Lacking some or all facilities.....	1	1	20	33	5	3	5	71
ROOMS								
Median:								
All occupied.....	5.4	5.1	5.1	4.9	5.3	5.2	4.9	4.9
Vacant available for sale.....	5.7	5.8	5.7	..	6.0	5.7	5.0	5.2
Vacant available for rent.....	3.5	3.7	3.2	2.9	3.5	3.2	3.7	3.4
PERSONS								
Median: All occupied.....	2.7	3.5	3.4	3.2	2.6	3.4	3.6	2.7
VALUE								
Median (dollars):								
Owner occupied.....	..	14,100	16,600	12,800
Vacant available for sale.....	..	17,900	17,900	13,300
CONTRACT RENT								
Average (dollars):								
Renter occupied.....	..	88	87	61
Vacant available for rent.....	..	86	97	62

Table 1.--SELECTED HOUSING CHARACTERISTICS, FOR THE STATE, STANDARD METROPOLITAN STATISTICAL AREAS, AND PLACES OF 10,000 INHABITANTS OR MORE: 1960--Con.

(Median or average not shown where base is less than 50; plus (+) or minus (-) after number indicates median above or below that number)

Subject	Places of 10,000 inhabitants or more--Con.							
	Baldwin Park	Banning	Barstow	Bell	Bellflower	Bell Gardens (uninc.)	Belmont	Berkeley
All housing units.....	10,335	4,120	3,849	7,954	15,035	8,760	4,736	41,561
TENURE, COLOR, AND VACANCY STATUS								
Occupied.....	9,692	3,704	3,419	7,514	14,259	8,152	4,475	39,661
Owner occupied.....	6,759	2,490	1,787	2,750	9,009	3,030	3,526	17,477
White.....	6,708	2,373	1,749	2,746	8,978	3,024	3,499	15,211
Nonwhite.....	51	117	38	4	31	6	27	4,146
Renter occupied.....	2,933	1,214	1,632	4,764	5,250	5,122	949	22,284
White.....	2,912	1,107	1,470	4,750	5,220	5,050	939	17,721
Nonwhite.....	21	107	162	14	30	72	10	4,463
Vacant.....	643	416	430	440	776	608	261	1,894
Year round.....	636	406	430	431	753	597	261	1,781
Sound or deteriorating.....	601	388	369	420	718	559	261	1,721
Available for sale only.....	163	78	121	11	84	15	74	121
Available for rent.....	323	159	153	360	479	481	136	1,281
Balance.....	115	151	95	49	155	63	51	321
Dilapidated.....	35	18	61	11	35	38	...	71
Seasonal.....	7	10	...	9	23	11	...	9
CONDITION AND PLUMBING								
All units.....	10,335	4,120	3,849	7,954	15,035	8,760	4,736	41,561
Sound.....	9,199	3,609	3,249	7,604	13,963	7,491	4,665	38,311
With all plumbing facilities.....	9,105	3,507	3,156	7,342	13,695	7,172	4,644	36,511
Lacking only hot water.....	9	29	7	12	32	21	3	2
Lack'g priv. toilet or bath or run'g water.....	85	73	86	250	236	298	18	1,371
Deteriorating.....	859	453	306	305	896	1,047	65	2,921
With all plumbing facilities.....	764	359	197	290	777	901	65	2,631
Lacking only hot water.....	5	11	3	1	8	1
Lack'g priv. toilet or bath or run'g water.....	90	83	106	14	111	145	...	37
Dilapidated.....	277	58	294	45	176	222	6	231
Owner occupied.....	6,759	2,490	1,787	2,750	9,009	3,030	3,526	17,477
Sound.....	6,320	2,316	1,727	2,667	8,671	2,760	3,485	16,531
With all plumbing facilities.....	6,281	2,241	1,692	2,658	8,517	2,598	3,482	16,421
Lacking some or all facilities.....	39	75	34	9	154	162	3	21
Deteriorating.....	350	156	51	77	291	321	36	81
With all plumbing facilities.....	313	118	44	76	228	187	36	61
Lacking some or all facilities.....	37	38	7	1	63	34	...	11
Dilapidated.....	89	18	10	6	47	49	5	4
Renter occupied.....	2,933	1,214	1,632	4,764	5,250	5,122	949	22,284
Sound.....	2,370	955	1,211	4,534	4,625	4,261	925	20,011
With all plumbing facilities.....	2,329	934	1,169	4,325	4,525	4,114	909	18,911
Lacking some or all facilities.....	41	21	42	209	100	147	16	1,091
Deteriorating.....	412	237	198	202	531	727	23	1,911
With all plumbing facilities.....	360	193	133	189	479	637	23	1,671
Lacking some or all facilities.....	52	44	65	13	52	90	...	241
Dilapidated.....	151	22	223	28	94	134	1	131
Vacant available for sale.....	163	78	121	11	84	15	74	111
With all plumbing facilities.....	162	78	120	11	83	14	74	111
Lacking some or all facilities.....	1	...	1	...	1	1
Vacant available for rent.....	323	159	153	360	479	481	136	1,281
With all plumbing facilities.....	312	153	131	319	471	455	136	1,131
Lacking some or all facilities.....	11	6	22	41	8	26	...	151
ROOMS								
Median:								
All occupied.....	4.6	4.3	4.4	3.9	4.4	3.8	5.2	4.1
Vacant available for sale.....	4.8	4.8	5.0	...	5.1	...	5.9	5.1
Vacant available for rent.....	3.5	3.2	2.8	3.0	2.9	3.2	3.0	2.1
PERSONS								
Median: All occupied.....	3.2	2.2	3.1	2.3	2.9	3.0	3.4	2.1
VALUE								
Median (dollars):								
Owner occupied.....	13,100	...	13,900	16,800
Vacant available for sale.....	10,300	...	17,000	16,800
CONTRACT RENT								
Average (dollars):								
Renter occupied.....	69	...	75	71
Vacant available for rent.....	62	...	83	81

Table 1.--SELECTED HOUSING CHARACTERISTICS, FOR THE STATE, STANDARD METROPOLITAN STATISTICAL AREAS, AND PLACES OF 10,000 INHABITANTS OR MORE: 1960--Con.

(Median or average not shown where base is less than 50; plus (+) or minus (-) after number indicates median above or below that number)

Subject	Places of 10,000 inhabitants or more--Con.										
	Beverly Hills	Brawley	Buena Park	Burbank	Burlingame	Campbell	Car-michael (uninc.)	Carson (uninc.)	Castro Valley (uninc.)	Chico	Chino
All housing units.....	13,220	4,111	12,708	32,701	9,446	3,757	6,229	10,318	11,205	5,432	2,923
TENURE, COLOR, AND VACANCY STATUS											
Occupied.....	12,639	3,455	11,738	31,601	9,042	3,482	5,630	9,504	10,812	4,909	2,749
Owner occupied.....	5,414	1,789	9,824	19,496	5,255	2,371	4,530	6,710	8,759	2,926	1,930
White.....	5,410	1,717	9,751	19,464	5,249	2,336	4,516	6,534	8,712	2,912	1,916
Nonwhite.....	4	72	73	32	6	35	14	176	47	14	14
Renter occupied.....	7,225	1,666	1,914	12,105	3,787	1,111	1,100	2,794	2,053	1,983	819
White.....	7,192	1,514	1,896	12,040	3,777	1,099	1,091	2,745	2,045	1,954	817
Nonwhite.....	33	152	18	65	10	12	9	49	8	29	2
Vacant.....	581	656	970	1,100	404	275	599	814	393	523	174
Year round.....	567	457	915	1,076	394	267	585	809	382	510	172
Sound or deteriorating.....	564	323	895	1,041	392	241	574	788	363	424	164
Available for sale only.....	53	26	419	84	56	72	300	225	118	70	56
Available for rent.....	324	235	243	783	231	118	174	482	125	259	75
Balance.....	187	62	233	174	105	51	100	81	120	95	33
Dilapidated.....	3	134	20	35	2	26	11	21	19	86	8
Seasonal.....	14	199	55	24	10	8	14	5	11	13	2
CONDITION AND PLUMBING											
All units.....	13,220	4,111	12,708	32,701	9,446	3,757	6,229	10,318	11,205	5,432	2,923
Sound.....	13,123	2,434	12,235	31,620	9,172	3,302	5,851	9,449	10,733	4,089	2,628
With all plumbing facilities.....	13,075	2,229	12,193	30,987	9,113	3,254	5,844	9,315	10,675	3,992	2,577
Lacking only hot water.....	9	12	7	49	2	15	2	9	14	5	3
Lack'g priv. toilet or bath or run'g water.....	39	193	35	584	57	33	5	125	44	92	48
Deteriorating.....	91	928	400	957	297	298	316	725	345	987	267
With all plumbing facilities.....	91	598	386	810	213	230	307	681	321	924	228
Lacking only hot water.....	...	23	4	2	...	2	3	1	1	9	5
Lack'g priv. toilet or bath or run'g water.....	...	307	10	145	44	26	6	43	23	54	34
Dilapidated.....	6	749	73	124	17	197	62	144	127	356	28
Owner occupied.....	5,414	1,789	9,824	19,496	5,255	2,371	4,530	6,710	8,759	2,926	1,930
Sound.....	5,389	1,371	9,632	19,155	5,193	2,284	4,345	6,385	8,566	2,494	1,801
With all plumbing facilities.....	5,386	1,323	9,610	18,871	5,188	2,191	4,340	6,299	8,533	2,487	1,781
Lacking some or all facilities.....	3	48	22	284	5	33	5	86	33	7	20
Deteriorating.....	24	262	171	322	56	110	166	284	157	363	118
With all plumbing facilities.....	24	186	166	258	55	94	160	272	147	337	106
Lacking some or all facilities.....	...	76	5	64	1	16	6	12	10	6	12
Dilapidated.....	1	156	21	19	6	37	19	41	36	69	11
Renter occupied.....	7,225	1,666	1,914	12,105	3,787	1,111	1,100	2,794	2,053	1,983	819
Sound.....	7,166	804	1,692	11,484	3,600	854	943	2,342	1,819	1,277	691
With all plumbing facilities.....	7,123	716	1,678	11,203	3,551	842	941	2,295	1,812	1,219	666
Lacking some or all facilities.....	43	88	14	281	49	12	2	47	7	58	25
Deteriorating.....	57	487	191	551	178	129	125	370	162	506	119
With all plumbing facilities.....	57	316	182	492	141	118	123	344	153	460	99
Lacking some or all facilities.....	...	171	9	59	37	11	2	26	9	46	20
Dilapidated.....	2	375	31	70	9	128	32	82	72	200	9
Vacant available for sale.....	53	26	419	84	56	72	300	225	118	70	56
With all plumbing facilities.....	53	13	419	84	56	71	300	223	113	70	55
Lacking some or all facilities.....	...	13	1	...	2	5	...	1
Vacant available for rent.....	324	235	243	783	231	118	174	482	125	259	75
With all plumbing facilities.....	324	183	241	700	224	118	174	478	117	221	66
Lacking some or all facilities.....	...	52	2	83	7	4	8	38	9
ROOMS											
Median:											
All occupied.....	5.1	4.2	5.3	4.7	5.0	5.0	5.2	4.7	5.2	4.9	5.0
Vacant available for sale.....	6.5+	...	6.2	4.9	6.2	5.8	5.7	5.6	5.8	5.4	5.3
Vacant available for rent.....	3.4	2.5	3.3	2.9	3.0	3.9	3.4	3.3	3.3	3.1	3.4
PERSONS											
Median: All occupied.....	2.1	3.1	3.9	2.5	2.3	3.2	3.6	3.9	3.3	2.4	3.5
VALUE											
Median (dollars):											
Owner occupied.....	17,100	...	16,600
Vacant available for sale.....	18,600	...	17,900
CONTRACT RENT											
Average (dollars):											
Renter occupied.....	79	...	82
Vacant available for rent.....	81	...	94

Table 1.--SELECTED HOUSING CHARACTERISTICS, FOR THE STATE, STANDARD METROPOLITAN STATISTICAL AREAS, AND PLACES OF 10,000 INHABITANTS OR MORE: 1960--Con.

(Median or average not shown where base is less than 50; plus (+) or minus (-) after number indicates median above or below that number)

Subject	Places of 10,000 inhabitants or more--Con.										
	Delano	Del Paso Heights-Roble (uninc.)	Downey	Duarte	East Los Angeles (uninc.)	East Whittier (uninc.)	El Cajon	El Centro	El Cerrito	El Monte	El Segundo
All housing units.....	3,616	3,365	25,368	4,051	30,592	5,436	11,661	5,245	8,407	4,518	5,018
TENURE, COLOR, AND VACANCY STATUS											
Occupied.....	3,330	3,127	24,084	3,868	29,146	5,142	10,683	4,733	8,129	4,286	4,689
Owner occupied.....	1,953	1,954	17,431	2,881	13,064	4,841	8,122	2,750	6,249	2,501	2,580
White.....	1,663	1,529	17,386	2,806	12,507	4,820	8,099	2,489	6,086	2,486	2,479
Nonwhite.....	290	425	45	75	557	21	23	261	163	15	1
Renter occupied.....	1,377	1,173	6,653	987	16,082	301	2,561	1,983	1,880	1,785	2,109
White.....	1,173	942	6,625	920	15,639	300	2,548	1,631	1,842	1,774	2,101
Nonwhite.....	204	231	28	67	443	1	13	352	38	11	8
Vacant.....	286	238	1,284	183	1,446	294	978	512	278	232	329
Year round.....	199	230	1,280	175	1,326	293	902	420	232	230	324
Sound or deteriorating.....	164	189	1,249	168	1,138	293	868	367	210	209	323
Available for sale only.....	28	33	225	67	69	65	290	25	48	15	18
Available for rent.....	114	110	849	62	871	62	423	267	95	161	267
Balance.....	22	46	175	39	198	166	155	75	67	33	38
Dilapidated.....	35	41	31	7	188	...	34	53	22	21	1
Seasonal.....	87	8	4	8	120	1	76	92	46	2	5
CONDITION AND PLUMBING											
All units.....	3,616	3,365	25,368	4,051	30,592	5,436	11,661	5,245	8,407	4,518	5,018
Sound.....	2,960	2,449	24,420	3,826	23,123	5,408	10,814	3,560	8,114	3,865	4,876
With all plumbing facilities.....	2,814	2,427	24,327	3,759	22,630	5,382	10,601	3,450	8,066	3,811	4,711
Lacking only hot water.....	10	4	13	13	36	5	21	10	6	8	3
Lack'g priv. toilet or bath or run'g water.....	136	18	80	54	457	21	192	100	42	46	162
Deteriorating.....	452	624	772	140	5,825	26	610	1,356	241	534	132
With all plumbing facilities.....	340	574	731	126	5,606	25	504	1,112	220	468	124
Lacking only hot water.....	19	5	3	3	37	1	5	11	2	2	1
Lack'g priv. toilet or bath or run'g water.....	93	45	38	11	182	...	101	233	19	64	7
Dilapidated.....	204	292	176	85	1,644	2	237	329	52	119	10
Owner occupied.....	1,953	1,954	17,431	2,881	13,064	4,841	8,122	2,750	6,249	2,501	2,580
Sound.....	1,803	1,553	17,108	2,814	10,822	4,828	7,842	2,258	6,160	2,320	2,545
With all plumbing facilities.....	1,771	1,544	17,078	2,769	10,737	4,810	7,674	2,240	6,134	2,309	2,506
Lacking some or all facilities.....	32	9	30	45	65	18	168	18	26	11	39
Deteriorating.....	113	286	279	45	1,881	11	205	393	79	161	31
With all plumbing facilities.....	98	269	270	43	1,836	11	156	365	73	158	26
Lacking some or all facilities.....	15	17	9	2	45	...	49	28	6	3	5
Dilapidated.....	37	115	44	22	361	2	75	99	10	20	4
Renter occupied.....	1,377	1,173	6,653	987	16,082	301	2,561	1,983	1,880	1,785	2,109
Sound.....	980	765	6,126	850	11,367	286	2,127	1,042	1,715	1,381	2,016
With all plumbing facilities.....	903	756	6,070	831	10,999	279	2,088	969	1,699	1,342	1,921
Lacking some or all facilities.....	77	9	56	19	368	7	39	73	16	39	95
Deteriorating.....	271	273	426	84	3,627	15	307	768	145	326	88
With all plumbing facilities.....	198	249	396	72	3,489	14	254	607	131	270	85
Lacking some or all facilities.....	73	24	30	12	138	1	53	161	14	56	3
Dilapidated.....	126	135	101	53	1,088	...	127	173	20	78	5
Vacant available for sale.....	28	33	225	67	69	65	290	25	48	15	18
With all plumbing facilities.....	28	33	225	67	66	64	290	24	47	15	18
Lacking some or all facilities.....	3	1	...	1	1
Vacant available for rent.....	114	110	849	62	871	62	423	267	95	161	267
With all plumbing facilities.....	76	105	846	62	807	62	421	217	94	153	237
Lacking some or all facilities.....	38	5	3	...	64	...	2	50	1	8	30
ROOMS											
Median:											
All occupied.....	4.5	4.4	4.9	4.6	4.3	5.1	4.8	4.6	5.1	4.6	4.4
Vacant available for sale.....	5.4	5.1	4.8	5.1	5.1
Vacant available for rent.....	2.3	3.2	3.3	3.6	3.2	2.7	3.7	3.0	3.4	3.3	3.0
PERSONS											
Median: All occupied.....	3.2	3.4	3.2	3.5	3.2	3.9	3.3	3.0	2.9	2.7	2.8
VALUE											
Median (dollars):											
Owner occupied.....	16,700	17,800
Vacant available for sale.....	21,800
CONTRACT RENT											
Average (dollars):											
Renter occupied.....	87	84
Vacant available for rent.....	107	84

Table 1.--SELECTED HOUSING CHARACTERISTICS, FOR THE STATE, STANDARD METROPOLITAN STATISTICAL AREAS, AND PLACES OF 10,000 INHABITANTS OR MORE: 1960--Con.

(Median or average not shown where base is less than 50; plus (+) or minus (-) after number indicates median above or below that number)

Subject	Places of 10,000 inhabitants or more--Con.										
	Escondido	Eureka	Fairfield	Flor-ence-Graham (uninc.)	Fontana	Fremont	Fresno	Fullerton	Gardena	Garden Grove	Glendale
All housing units.....	6,042	10,072	4,496	12,510	5,103	12,055	45,231	17,068	11,574	23,767	48,827
TENURE, COLOR, AND VACANCY STATUS											
Occupied.....	5,168	9,493	4,138	11,582	4,647	11,103	42,458	16,203	10,897	21,794	46,451
Owner occupied.....	3,234	5,461	2,636	4,525	3,204	9,081	28,294	11,880	6,882	18,039	23,740
White.....	3,206	5,421	2,568	2,698	3,202	8,987	26,477	11,794	6,037	17,926	23,695
Nonwhite.....	28	40	68	1,827	2	94	1,817	86	845	113	45
Renter occupied.....	1,934	4,032	1,502	7,057	1,443	2,022	14,164	4,323	4,015	3,755	22,711
White.....	1,916	3,911	1,409	3,785	1,440	1,939	12,542	4,251	3,701	3,711	22,000
Nonwhite.....	18	121	93	3,272	3	83	1,622	72	314	44	113
Vacant.....	874	579	358	928	456	952	2,773	865	677	1,973	2,434
Year round.....	808	534	397	915	430	902	2,627	852	630	1,936	2,393
Sound or deteriorating.....	792	499	350	848	402	871	2,435	845	614	1,916	2,347
Available for sale only.....	370	39	117	55	97	561	594	238	78	538	228
Available for rent.....	350	271	196	673	243	141	1,390	469	500	873	1,712
Balance.....	72	189	37	120	62	169	451	138	36	205	407
Dilapidated.....	16	35	7	67	28	31	192	7	16	20	44
Seasonal.....	66	45	1	13	26	59	146	13	47	37	41
CONDITION AND PLUMBING											
All units.....	6,042	10,072	4,496	12,510	5,103	12,055	45,231	17,068	11,574	23,767	48,827
Sound.....	5,468	8,342	4,129	10,368	4,558	11,302	39,399	16,386	11,052	23,326	47,105
With all plumbing facilities.....	5,311	7,974	4,109	9,941	4,506	11,190	38,450	16,211	10,896	23,293	46,451
Lacking only hot water.....	9	12	1	28	8	7	45	5	8	9	31
Lack'g priv. toilet or bath or run'g water.....	148	356	19	399	44	105	904	170	148	24	618
Deteriorating.....	433	1,463	262	1,817	441	539	4,896	549	449	345	1,539
With all plumbing facilities.....	391	1,058	235	1,568	411	486	4,020	502	424	331	1,459
Lacking only hot water.....	8	7	..	18	4	7	45	2	1	1	..
Lack'g priv. toilet or bath or run'g water.....	34	398	27	231	26	46	631	45	24	13	75
Dilapidated.....	141	267	105	325	104	214	1,136	133	73	96	243
Owner occupied.....	3,234	5,461	2,636	4,525	3,204	9,081	28,294	11,880	6,882	18,039	23,740
Sound.....	3,080	5,045	2,567	4,082	3,007	8,888	26,249	11,695	6,718	17,868	23,248
With all plumbing facilities.....	3,037	5,001	2,564	3,964	2,995	8,869	26,176	11,675	6,662	17,852	23,179
Lacking some or all facilities.....	43	44	3	118	12	19	73	20	56	16	71
Deteriorating.....	121	361	41	397	166	173	1,745	163	147	137	441
With all plumbing facilities.....	111	346	35	361	159	161	1,673	160	140	129	425
Lacking some or all facilities.....	10	15	6	36	7	12	72	3	7	8	16
Dilapidated.....	33	55	28	46	31	20	300	22	17	34	51
Renter occupied.....	1,934	4,032	1,502	7,057	1,443	2,022	14,164	4,323	4,015	3,755	22,711
Sound.....	1,582	2,935	1,230	5,673	1,197	1,554	11,134	3,870	3,705	3,545	21,612
With all plumbing facilities.....	1,494	2,659	1,226	5,414	1,167	1,489	10,373	3,745	3,613	3,332	21,144
Lacking some or all facilities.....	88	276	4	259	30	65	761	92	13	46	166
Deteriorating.....	263	930	202	1,172	202	314	2,398	349	271	169	955
With all plumbing facilities.....	235	608	188	1,034	181	281	1,887	311	255	165	904
Lacking some or all facilities.....	28	322	14	138	21	33	511	38	16	4	51
Dilapidated.....	89	167	70	212	44	154	632	104	39	41	141
Vacant available for sale.....	370	39	117	55	97	561	594	238	78	538	228
With all plumbing facilities.....	370	39	117	53	97	560	586	238	78	536	225
Lacking some or all facilities.....	2	..	1	8	2	3
Vacant available for rent.....	350	271	196	673	243	141	1,390	469	500	873	1,712
With all plumbing facilities.....	346	195	176	565	233	126	1,224	447	491	870	1,618
Lacking some or all facilities.....	4	76	20	108	10	15	166	22	9	3	94
ROOMS											
Median:											
All occupied.....	4.4	4.6	5.0	3.9	4.7	5.1	5.0	5.2	4.7	5.3	4.6
Vacant available for sale.....	5.1	..	5.3	4.3	5.0	5.3	5.2	5.9	4.5	5.6	5.6
Vacant available for rent.....	3.7	2.8	3.4	3.0	3.2	3.5	3.1	3.1	3.3	3.2	3.0
PERSONS											
Median: All occupied.....	2.7	2.4	3.5	2.8	2.8	3.9	2.7	3.3	3.1	3.8	2.1
VALUE											
Median (dollars):											
Owner occupied.....	16,000	12,000	16,600	..	15,500	18,900
Vacant available for sale.....	17,500	12,500	25,000+	..	16,800	22,500
CONTRACT RENT											
Average (dollars):											
Renter occupied.....	74	62	81	..	94	75
Vacant available for rent.....	81	76	91	..	99	82

Table 1.--SELECTED HOUSING CHARACTERISTICS, FOR THE STATE, STANDARD METROPOLITAN STATISTICAL AREAS, AND PLACES OF 10,000 INHABITANTS OR MORE: 1960--Con.

(Median or average not shown where base is less than 50; plus (+) or minus (-) after number indicates median above or below that number)

Subject	Places of 10,000 inhabitants or more--Con.										
	Glendora	Haggin-wood (uninc.)	Hanford	Haw-thorne	Hayward	Hermosa Beach	Hill-grove (uninc.)	Hunt-ington Beach	Hunt-ington Park	Imperial Beach	Ingle-wood
All housing units.....	6,399	3,937	3,465	10,981	20,224	7,044	3,715	4,600	14,405	5,103	25,539
TENURE, COLOR, AND VACANCY STATUS											
Occupied.....	5,983	3,705	3,200	10,289	19,456	6,308	3,523	3,758	13,559	4,669	24,043
Owner occupied.....	4,882	2,238	1,927	6,469	14,636	2,901	3,224	2,086	4,114	2,597	11,274
White.....	4,872	2,124	1,824	6,430	14,448	2,891	3,204	2,060	4,110	2,568	11,254
Nonwhite.....	10	114	103	39	188	10	20	26	4	29	20
Renter occupied.....	1,101	1,467	1,273	3,920	4,820	3,407	299	1,672	9,445	2,072	12,769
White.....	1,092	1,355	1,146	3,889	4,755	3,396	297	1,654	9,409	2,051	12,642
Nonwhite.....	9	112	127	31	65	11	2	18	36	21	127
Vacant.....	416	232	265	592	968	736	192	842	846	434	1,496
Year round.....	406	228	245	557	764	584	190	799	765	426	1,389
Sound or deteriorating.....	398	209	206	543	714	570	186	767	747	405	1,359
Available for sale only.....	184	25	55	58	173	61	98	377	18	31	84
Available for rent.....	161	153	105	420	283	423	18	278	630	302	1,098
Balance.....	53	31	46	65	258	86	70	112	99	72	177
Dilapidated.....	8	19	39	14	50	14	4	32	18	21	30
Seasonal.....	10	4	20	35	4	152	2	43	81	8	107
CONDITION AND PLUMBING											
All units.....	6,399	3,937	3,465	10,981	20,224	7,044	3,715	4,600	14,405	5,103	25,539
Sound.....	6,141	3,229	2,412	10,163	19,190	6,358	3,596	3,626	13,629	4,596	24,481
With all plumbing facilities.....	6,084	3,206	2,349	9,958	19,029	6,276	3,585	3,575	13,209	4,570	24,096
Lacking only hot water.....	7	2	2	1	11	4	1	16	3	10	10
Lack'g priv. toilet or bath or run'g water.....	50	21	61	204	150	78	10	51	404	23	375
Deteriorating.....	220	553	822	733	759	646	105	822	705	365	956
With all plumbing facilities.....	211	515	691	695	700	636	103	780	688	352	865
Lacking only hot water.....	...	3	11	4	4	1	1	2	4	4	4
Lack'g priv. toilet or bath or run'g water.....	9	35	120	37	55	6	1	41	15	9	87
Dilapidated.....	38	155	231	85	275	40	14	152	71	142	102
Owner occupied.....	4,882	2,238	1,927	6,469	14,636	2,901	3,224	2,086	4,114	2,597	11,274
Sound.....	4,766	1,979	1,502	6,153	14,304	2,683	3,141	1,792	3,991	2,391	11,063
With all plumbing facilities.....	4,751	1,958	1,496	6,139	14,283	2,668	3,135	1,759	3,976	2,381	11,018
Lacking some or all facilities.....	15	21	6	14	21	15	6	33	15	10	45
Deteriorating.....	107	205	363	290	257	206	77	262	116	163	198
With all plumbing facilities.....	105	185	331	288	253	203	76	258	115	156	194
Lacking some or all facilities.....	2	20	32	2	4	3	1	4	1	7	4
Dilapidated.....	9	54	62	26	75	12	6	32	7	43	13
Renter occupied.....	1,101	1,467	1,273	3,920	4,820	3,407	299	1,672	9,445	2,072	12,769
Sound.....	994	1,078	762	3,490	4,231	3,056	277	1,141	8,897	1,828	12,090
With all plumbing facilities.....	958	1,076	716	3,350	4,101	3,001	277	1,123	8,558	1,817	11,808
Lacking some or all facilities.....	36	2	46	140	130	55	...	18	339	11	282
Deteriorating.....	86	308	384	386	439	339	18	446	520	169	623
With all plumbing facilities.....	84	295	308	357	396	333	17	416	509	164	565
Lacking some or all facilities.....	2	13	76	29	43	6	1	30	11	5	58
Dilapidated.....	21	81	127	44	150	12	4	85	28	75	56
Vacant available for sale.....	184	25	55	58	173	61	98	377	18	31	84
With all plumbing facilities.....	183	25	53	57	173	61	98	377	18	31	83
Lacking some or all facilities.....	1	...	2	1	1
Vacant available for rent.....	161	153	105	420	283	423	18	278	630	302	1,098
With all plumbing facilities.....	156	149	83	371	266	412	17	274	571	301	1,067
Lacking some or all facilities.....	5	4	22	49	17	11	1	4	59	1	31
ROOMS											
Median:											
All occupied.....	5.3	4.3	4.7	4.7	5.1	4.1	5.2	4.4	3.6	4.5	4.3
Vacant available for sale.....	5.7	...	5.2	5.3	5.3	5.0	5.2	5.1	4.9
Vacant available for rent.....	3.4	3.4	3.3	3.0	3.8	3.2	...	3.5	2.9	3.8	3.2
PERSONS											
Median: All occupied.....	3.4	2.7	2.6	3.0	3.7	2.2	4.1	2.5	1.9	3.6	2.3
VALUE											
Median (dollars):											
Owner occupied.....	15,600	15,500	18,500
Vacant available for sale.....	17,300	18,000	23,000
CONTRACT RENT											
Average (dollars):											
Renter occupied.....	85	84	85
Vacant available for rent.....	90	85	92

Table 1.--SELECTED HOUSING CHARACTERISTICS, FOR THE STATE, STANDARD METROPOLITAN STATISTICAL AREAS, AND PLACES OF 10,000 INHABITANTS OR MORE: 1960--Con.

(Median or average not shown where base is less than 50; plus (+) or minus (-) after number indicates median above or below that number)

Subject	Places of 10,000 inhabitants or more--Con.										
	La Canada-Flintridge (uninc.)	La Habra	Lakewood	La Mesa	Lancaster (uninc.)	La Puente	Lawndale	Lenox Grove (uninc.)	Lennox (uninc.)	Livermore	Lodi
All housing units.....	5,538	7,447	18,361	10,107	8,782	5,844	6,735	5,966	12,147	5,093	7,896
TENURE, COLOR, AND VACANCY STATUS											
Occupied.....	5,303	6,982	17,806	9,418	7,315	5,532	6,285	5,640	11,206	4,694	7,550
Owner occupied.....	4,922	5,640	15,609	7,169	4,723	4,816	3,274	4,478	4,938	3,128	5,249
White.....	4,919	5,633	15,588	7,156	4,706	4,762	3,230	4,461	4,913	3,091	5,170
Nonwhite.....	3	7	21	13	17	54	44	17	25	37	79
Renter occupied.....	381	1,342	2,197	2,249	2,592	716	3,011	1,162	6,268	1,566	2,301
White.....	376	1,339	2,187	2,245	2,566	712	2,960	1,158	6,176	1,524	2,273
Nonwhite.....	5	3	10	4	26	4	51	4	92	42	28
Vacant.....	235	465	555	689	1,467	312	450	326	941	399	346
Year round.....	228	459	554	652	1,387	310	446	319	936	399	331
Sound or deteriorating.....	225	448	553	650	1,361	299	405	306	882	394	307
Available for sale only.....	96	269	94	273	158	181	40	106	35	261	72
Balance.....	41	116	335	247	1,045	44	271	145	711	66	185
Dilapidated.....	88	63	124	130	158	74	94	55	136	67	50
Seasonal.....	3	11	1	2	26	11	61	13	54	5	24
.....	7	6	1	37	80	2	4	7	5	...	15
CONDITION AND PLUMBING											
All units.....	5,538	7,447	18,361	10,107	8,782	5,844	6,735	5,966	12,147	5,093	7,896
Sound.....	5,467	7,148	18,330	9,824	8,362	5,706	5,778	5,673	10,900	4,750	6,729
With all plumbing facilities.....	5,455	7,104	18,308	9,684	8,269	5,694	5,643	5,547	10,473	4,681	6,649
Lacking only hot water.....	2	6	9	26	7	3	14	16	26	7	7
Lack'g priv. toilet or bath or run'g water.....	10	38	13	114	86	9	121	110	401	62	73
Deteriorating.....	65	257	30	248	363	79	779	216	1,034	266	854
With all plumbing facilities.....	65	245	30	228	326	72	694	195	860	232	786
Lacking only hot water.....	...	4	...	1	3	1	3	2	11	1	3
Lack'g priv. toilet or bath or run'g water.....	...	8	...	19	34	6	82	19	163	33	63
Dilapidated.....	6	42	1	35	57	59	178	77	213	77	313
Owner occupied.....	4,922	5,640	15,609	7,169	4,723	4,816	3,274	4,478	4,938	3,128	5,249
Sound.....	4,878	5,563	15,584	7,063	4,649	4,766	2,933	4,344	4,609	3,028	4,868
With all plumbing facilities.....	4,872	5,546	15,571	6,986	4,633	4,759	2,862	4,247	4,440	3,018	4,842
Lacking some or all facilities.....	6	17	13	77	16	7	71	97	169	10	26
Deteriorating.....	43	67	25	93	67	36	286	107	301	76	301
With all plumbing facilities.....	43	64	25	87	63	34	251	96	227	75	283
Lacking some or all facilities.....	...	3	...	6	4	2	35	11	74	1	18
Dilapidated.....	1	10	...	13	7	14	55	27	28	24	80
Renter occupied.....	381	1,342	2,197	2,249	2,592	716	3,011	1,162	6,268	1,566	2,301
Sound.....	361	1,166	2,192	2,109	2,416	645	2,493	1,032	5,524	1,339	1,627
With all plumbing facilities.....	355	1,148	2,188	2,064	2,367	641	2,433	1,008	5,299	1,285	1,582
Lacking some or all facilities.....	6	18	4	45	49	4	60	24	225	54	45
Deteriorating.....	18	155	5	122	153	37	437	94	613	179	468
With all plumbing facilities.....	16	148	5	112	133	32	393	85	524	151	424
Lacking some or all facilities.....	...	7	...	10	20	5	44	9	89	28	44
Dilapidated.....	2	21	...	18	23	34	81	36	131	48	206
Vacant available for sale.....	96	269	94	273	158	181	40	106	35	261	72
With all plumbing facilities.....	96	267	93	273	158	180	40	106	34	261	72
Lacking some or all facilities.....	...	2	1	1	1
Vacant available for rent.....	41	116	335	247	1,045	44	271	145	711	66	185
With all plumbing facilities.....	41	112	333	238	1,040	44	269	145	678	57	175
Lacking some or all facilities.....	...	4	2	9	5	...	2	...	33	9	10
ROOMS											
Median:											
All occupied.....	6.1	5.1	5.5	5.0	5.2	5.3	4.1	4.8	3.9	5.0	4.8
Vacant available for sale.....	6.2	5.6	5.4	5.7	5.3	5.3	...	5.1	...	5.3	5.2
Vacant available for rent.....	...	3.7	3.6	3.8	4.2	...	3.6	3.9	3.1	3.9	3.0
PERSONS											
Median: All occupied.....	3.3	3.5	3.7	3.0	3.5	4.4	3.3	3.3	2.5	3.3	2.5
VALUE											
Median (dollars):											
Owner occupied.....	...	16,700	13,200	15,800	...
Vacant available for sale.....	...	18,200	13,600	16,900	...
CONTRACT RENT											
Average (dollars):											
Renter occupied.....	...	80	100	78	...
Vacant available for rent.....	...	83	104	94	...

Table 1.--SELECTED HOUSING CHARACTERISTICS, FOR THE STATE, STANDARD METROPOLITAN STATISTICAL AREAS, AND PLACES OF 10,000 INHABITANTS OR MORE: 1960--Con.

(Median or average not shown where base is less than 50; plus (+) or minus (-) after number indicates median above or below that number)

Subject	Places of 10,000 inhabitants or more--Con.										
	Imita (uninc.)	Lompoc	Long Beach	Los Altos	Los Angeles	Lynwood	Madera	Man- hattan Beach	Maywood	Menlo Park	Merced
All housing units.....	5,351	4,837	133,308	5,898	935,507	11,436	4,633	11,583	6,403	8,786	6,856
TENURE, COLOR, AND VACANCY STATUS											
Occupied.....	5,036	4,262	124,706	5,644	876,010	10,860	4,307	10,922	5,879	8,483	6,327
Owner occupied.....	3,013	2,248	61,610	4,982	404,652	6,184	2,683	7,604	2,051	4,951	3,237
White.....	2,973	2,227	60,310	4,932	358,246	6,176	2,455	7,591	2,047	4,347	3,086
Nonwhite.....	40	21	1,300	50	46,406	8	228	13	4	604	151
Renter occupied.....	2,023	2,014	63,096	662	471,358	4,676	1,624	3,318	3,828	3,532	3,090
White.....	1,994	1,986	60,562	653	387,819	4,659	1,431	3,309	3,796	3,204	2,720
Nonwhite.....	29	28	2,534	9	83,539	17	193	9	32	328	370
Vacant.....	315	575	8,602	254	59,497	576	326	661	524	303	529
Year round.....	294	523	8,023	236	57,344	573	321	620	522	299	501
Sound or deteriorating.....	286	498	7,858	233	55,012	559	265	599	511	297	398
Available for sale only.....	42	205	704	106	6,165	23	48	127	13	62	38
Available for rent.....	173	244	6,164	31	39,748	459	158	268	421	186	253
Balance.....	71	49	990	96	3,039	77	59	204	77	49	107
Dilapidated.....	8	25	165	3	2,332	14	56	21	11	2	103
Seasonal.....	21	52	579	18	2,153	3	5	41	2	4	28
CONDITION AND PLUMBING											
All units.....	5,351	4,837	133,308	5,898	935,507	11,436	4,633	11,583	6,403	8,786	6,856
Sound.....	4,889	4,245	124,547	5,803	852,490	10,793	3,711	11,126	5,942	8,169	5,377
With all plumbing facilities.....	4,686	4,126	121,716	5,792	823,637	10,742	3,620	11,086	5,678	8,139	5,283
Lacking only hot water.....	18	3	126	3	874	5	12	10	2	4	4
Lack'g priv. toilet or bath or run'g water.....	185	116	2,705	8	27,979	46	79	30	262	28	90
Deteriorating.....	421	374	7,763	76	69,655	572	594	395	427	604	908
With all plumbing facilities.....	351	343	7,043	71	58,217	566	454	387	436	596	714
Lacking only hot water.....	6	7	39	1	248	...	21	...	1	3	7
Lack'g priv. toilet or bath or run'g water.....	64	24	681	4	11,190	6	119	8	10	5	187
Dilapidated.....	41	218	998	19	13,362	71	328	62	34	13	371
Owner occupied.....	3,013	2,248	61,610	4,982	404,652	6,184	2,683	7,604	2,051	4,951	3,237
Sound.....	2,839	2,081	60,070	4,957	386,379	5,969	2,362	7,420	1,952	4,807	2,950
With all plumbing facilities.....	2,701	2,032	59,918	4,954	384,747	5,958	2,343	7,411	1,943	4,802	2,933
Lacking some or all facilities.....	138	49	152	3	1,632	11	19	9	5	17	17
Deteriorating.....	163	120	1,395	22	16,204	200	219	160	98	140	188
With all plumbing facilities.....	132	111	1,370	21	15,779	200	184	159	98	138	178
Lacking some or all facilities.....	31	9	25	1	425	...	35	1	...	2	10
Dilapidated.....	11	47	145	3	2,069	15	102	24	1	4	99
Renter occupied.....	2,023	2,014	63,096	662	471,358	4,676	1,624	3,318	3,828	3,532	3,090
Sound.....	1,789	1,649	57,062	614	416,135	4,299	1,160	3,118	3,517	3,078	2,117
With all plumbing facilities.....	1,735	1,593	54,949	612	394,209	4,269	1,099	3,093	3,365	3,055	2,050
Lacking some or all facilities.....	54	56	2,113	2	21,926	30	61	25	152	23	67
Deteriorating.....	212	219	5,360	36	46,372	336	295	186	289	447	606
With all plumbing facilities.....	187	201	4,848	34	37,460	331	223	161	262	444	471
Lacking some or all facilities.....	25	18	512	2	8,912	5	72	5	7	3	135
Dilapidated.....	22	146	674	12	8,851	41	169	14	22	7	367
Vacant available for sale.....	42	205	704	106	6,165	23	48	127	13	62	38
With all plumbing facilities.....	42	205	697	106	6,098	23	46	127	12	62	38
Lacking some or all facilities.....	7	...	67	...	2	...	1
Vacant available for rent.....	173	244	6,164	31	39,748	459	158	268	421	186	253
With all plumbing facilities.....	158	235	5,490	31	33,406	451	132	268	354	184	224
Lacking some or all facilities.....	15	9	674	...	6,342	8	26	...	87	2	29
ROOMS											
Median:											
All occupied.....	4.2	4.4	4.2	5.8	4.4	4.4	4.6	4.7	3.7	4.9	4.6
Vacant available for sale.....	...	5.7	4.2	6.5	5.6	4.8	...	5.4	...
Vacant available for rent.....	3.3	4.0	2.8	...	2.7	3.2	3.4	3.5	2.6	3.3	3.2
PERSONS											
Median: All occupied.....	2.6	3.2	2.2	3.4	2.3	2.5	2.9	2.9	2.2	2.5	2.8
VALUE											
Median (dollars):											
Owner occupied.....	14,200	25,000+	17,600
Vacant available for sale.....	15,200	25,000+	21,700
CONTRACT RENT											
Average (dollars):											
Renter occupied.....	70	117	77
Vacant available for rent.....	75	...	79

Table 1.--SELECTED HOUSING CHARACTERISTICS, FOR THE STATE, STANDARD METROPOLITAN STATISTICAL AREAS, AND PLACES OF 10,000 INHABITANTS OR MORE: 1960--Con.

(Median or average not shown where base is less than 50; plus (+) or minus (-) after number indicates median above or below that number)

Subject	Places of 10,000 inhabitants or more--Con.										
	Hillbrae	Mill Valley	Mirada Hills	Modesto	Monrovia	Montclair	Montebello	Monterey	Monterey Park	Mountain View	Napa
All housing units.....	4,803	3,819	6,005	12,943	10,186	3,760	10,803	7,505	12,833	10,281	7,783
TENURE, COLOR, AND VACANCY STATUS											
Occupied.....	4,672	3,651	5,628	12,290	9,552	3,468	10,294	7,001	12,206	9,663	7,339
Owner occupied.....	3,798	2,567	5,388	8,279	5,628	2,761	6,394	3,292	8,330	5,386	5,080
White.....	3,797	2,556	5,356	8,177	5,216	2,754	6,301	3,099	8,074	5,199	5,061
Nonwhite.....	1	11	32	102	412	7	93	193	256	187	13
Renter occupied.....	874	1,084	240	4,011	3,924	707	3,900	3,709	3,876	4,277	2,259
White.....	872	1,077	229	3,871	3,563	705	3,857	3,447	3,830	4,152	2,235
Nonwhite.....	2	7	11	140	361	2	43	262	46	125	24
Vacant.....	131	168	377	653	634	292	509	504	627	618	444
Year round.....	130	154	372	604	618	289	499	442	603	591	438
Sound or deteriorating.....	127	143	371	567	576	278	490	384	595	564	408
Available for sale only.....	63	32	159	183	112	170	46	41	135	29	166
Available for rent.....	25	60	28	286	323	87	317	247	353	420	140
Balance.....	39	51	184	98	141	21	127	96	107	115	102
Dilapidated.....	3	11	1	37	42	11	9	58	8	27	30
Seasonal.....	1	14	5	49	16	3	10	62	24	27	6
CONDITION AND PLUMBING											
All units.....	4,803	3,819	6,005	12,943	10,186	3,760	10,803	7,505	12,833	10,281	7,783
Sound.....	4,724	3,572	5,988	11,314	8,982	3,680	10,313	6,249	12,425	9,513	6,721
With all plumbing facilities.....	4,718	3,564	5,956	11,151	8,796	3,660	10,216	6,159	12,284	9,438	6,645
Lacking only hot water.....	1	...	2	7	8	7	11	3	50	12	6
Lack'g priv. toilet or bath or run'g water.....	5	8	30	156	178	13	86	87	91	63	70
Deteriorating.....	60	202	6	1,287	945	41	367	945	347	508	746
With all plumbing facilities.....	60	195	5	1,097	853	39	344	790	322	477	705
Lacking only hot water.....	...	1	...	8	3	...	2	4	1	5	4
Lack'g priv. toilet or bath or run'g water.....	...	6	1	182	89	2	21	151	24	26	37
Dilapidated.....	19	45	11	342	259	39	123	311	61	260	316
Owner occupied.....	3,798	2,567	5,388	8,279	5,628	2,761	6,394	3,292	8,330	5,386	5,080
Sound.....	3,772	2,474	5,387	7,959	5,229	2,739	6,221	3,027	8,173	5,212	4,709
With all plumbing facilities.....	3,770	2,472	5,373	7,943	5,200	2,724	6,184	3,019	8,114	5,164	4,693
Lacking some or all facilities.....	3	2	14	16	29	15	37	8	59	48	16
Deteriorating.....	22	78	1	281	328	19	146	229	137	135	283
With all plumbing facilities.....	22	78	1	274	307	19	138	225	135	124	279
Lacking some or all facilities.....	7	21	...	8	4	2	11	4
Dilapidated.....	3	15	...	39	71	3	27	36	20	39	88
Renter occupied.....	874	1,084	240	4,011	3,924	707	3,900	3,709	3,876	4,277	2,259
Sound.....	825	954	227	2,867	3,252	671	3,612	2,905	3,667	3,759	1,663
With all plumbing facilities.....	822	949	212	2,751	3,117	667	3,561	2,846	3,595	3,737	1,608
Lacking some or all facilities.....	3	5	15	116	135	4	51	59	72	22	58
Deteriorating.....	36	111	3	889	526	13	202	594	176	337	400
With all plumbing facilities.....	36	106	2	726	470	12	189	490	157	321	374
Lacking some or all facilities.....	...	5	1	163	56	1	13	104	19	16	26
Dilapidated.....	13	19	10	255	146	23	86	210	33	181	196
Vacant available for sale.....	63	32	159	183	112	170	46	41	135	29	166
With all plumbing facilities.....	63	32	158	183	110	170	46	39	133	29	166
Lacking some or all facilities.....	1	...	2	2
Vacant available for rent.....	25	60	28	286	323	87	317	247	353	420	140
With all plumbing facilities.....	25	59	27	244	299	86	310	188	347	415	129
Lacking some or all facilities.....	...	1	1	42	24	1	7	59	6	5	11
ROOMS											
Median:											
All occupied.....	5.3	5.0	5.3	5.0	4.6	5.4	4.9	4.4	4.7	4.7	4.9
Vacant available for sale.....	5.9	...	5.3	5.2	5.6	5.7	5.1	...	5.2
Vacant available for rent.....	...	3.8	...	3.1	3.3	4.1	3.4	2.8	3.1	3.2	3.3
PERSONS											
Median: All occupied.....	3.2	2.5	3.9	2.6	2.4	3.8	2.8	2.7	2.9	2.9	2.7
VALUE											
Median (dollars):											
Owner occupied.....	13,200	16,800	15,500	...	18,000	...
Vacant available for sale.....	15,900
CONTRACT RENT											
Average (dollars):											
Renter occupied.....	57	74	79	...	96	...
Vacant available for rent.....	59	80	78	...	111	...

Table 1.--SELECTED HOUSING CHARACTERISTICS, FOR THE STATE, STANDARD METROPOLITAN STATISTICAL AREAS, AND PLACES OF 10,000 INHABITANTS OR MORE: 1960--Con.

(Median or average not shown where base is less than 50; plus (+) or minus (-) after number indicates median above or below that number)

Subject	Places of 10,000 inhabitants or more--Con.										
	National City	Newport Beach	North High-lands (uninc.)	North Sacramento	Norwalk	Novato	Oakland	Ocean-side	Ontario	Orange	Oxnard
All housing units.....	10,674	13,939	5,621	4,388	21,492	5,016	141,537	8,772	15,404	9,378	10,972
TENURE, COLOR, AND VACANCY STATUS											
Occupied.....	9,744	9,972	5,180	3,979	20,878	4,311	133,843	7,925	14,407	8,365	10,322
Owner occupied.....	4,821	6,380	4,032	2,318	17,351	2,555	63,581	4,063	9,911	5,564	6,329
White.....	4,734	6,372	4,005	2,234	17,238	2,541	52,002	3,990	9,859	5,556	6,039
Nonwhite.....	87	8	27	84	113	14	11,579	73	52	8	290
Renter occupied.....	4,923	3,592	1,148	1,661	3,527	1,756	70,262	3,862	4,496	2,801	3,993
White.....	4,549	3,574	1,139	1,619	3,504	1,675	54,057	3,592	4,421	2,786	3,657
Nonwhite.....	374	18	9	42	23	81	16,205	270	75	15	336
Vacant.....	930	3,967	441	409	614	705	7,694	847	997	1,013	650
Year round.....	862	1,615	414	362	606	699	7,466	796	915	1,004	637
Sound or deteriorating.....	828	1,609	414	347	584	693	7,066	780	890	965	616
Available for sale only.....	198	290	144	80	247	83	595	193	186	232	177
Available for rent.....	493	807	215	234	186	131	5,253	394	513	329	312
Balance.....	137	512	55	33	151	479	1,218	193	191	404	127
Dilapidated.....	34	6	...	15	22	6	400	16	25	39	21
Seasonal.....	68	2,352	27	47	8	6	228	51	82	9	13
CONDITION AND PLUMBING											
All units.....	10,674	13,939	5,621	4,388	21,492	5,016	141,537	8,772	15,404	9,378	10,972
Sound.....	9,183	13,328	5,549	3,971	20,804	4,869	123,947	8,040	14,492	8,450	9,893
With all plumbing facilities.....	8,951	13,148	5,542	3,935	20,686	4,849	118,127	7,798	14,192	8,384	9,654
Lacking only hot water.....	23	27	1	3	21	5	165	8	26	4	14
Lack'g priv. toilet or bath or run'g water.....	209	153	6	53	97	15	5,655	234	274	62	225
Deteriorating.....	1,278	552	69	351	552	110	14,335	652	785	708	711
With all plumbing facilities.....	1,148	529	67	337	463	107	11,349	525	704	617	497
Lacking only hot water.....	13	1	6	...	62	1	9	2	1
Lack'g priv. toilet or bath or run'g water.....	117	22	2	14	83	3	2,924	126	72	89	213
Dilapidated.....	213	59	3	66	136	37	3,255	80	127	220	368
Owner occupied.....	4,821	6,380	4,032	2,318	17,351	2,555	63,581	4,063	9,911	5,564	6,329
Sound.....	4,465	6,256	4,006	2,151	17,066	2,507	59,434	3,825	9,635	5,242	6,146
With all plumbing facilities.....	4,345	6,219	4,001	2,147	17,014	2,494	59,139	3,737	9,587	5,228	6,103
Lacking some or all facilities.....	120	37	5	4	52	13	295	88	48	14	43
Deteriorating.....	310	113	24	150	237	34	3,573	219	249	279	135
With all plumbing facilities.....	294	108	22	143	224	33	3,480	193	233	267	116
Lacking some or all facilities.....	16	5	2	7	13	1	93	26	16	12	19
Dilapidated.....	46	11	2	17	48	14	574	19	27	43	48
Renter occupied.....	4,923	3,592	1,148	1,661	3,527	1,756	70,262	3,862	4,496	2,801	3,993
Sound.....	3,965	3,392	1,108	1,457	3,190	1,686	58,708	3,446	4,022	2,302	3,161
With all plumbing facilities.....	3,863	3,321	1,108	1,414	3,134	1,683	53,950	3,316	3,854	2,257	2,996
Lacking some or all facilities.....	102	71	...	43	56	3	4,758	130	168	45	165
Deteriorating.....	825	181	39	171	271	53	9,277	373	406	361	533
With all plumbing facilities.....	740	175	39	167	202	51	7,013	288	372	301	358
Lacking some or all facilities.....	85	6	...	4	69	2	2,264	85	34	60	175
Dilapidated.....	133	19	1	33	66	17	2,277	43	68	138	299
Vacant available for sale.....	198	290	144	80	247	83	595	193	186	232	177
With all plumbing facilities.....	197	290	143	80	245	83	568	192	184	231	176
Lacking some or all facilities.....	1	...	1	...	2	...	27	1	2	1	1
Vacant available for rent.....	493	807	215	234	186	131	5,253	394	513	329	312
With all plumbing facilities.....	466	790	214	228	175	131	4,079	379	431	309	265
Lacking some or all facilities.....	27	17	1	6	11	...	1,174	15	82	20	47
ROOMS											
Median:											
All occupied.....	4.3	4.6	5.2	4.6	4.8	5.0	4.5	4.2	4.9	4.9	5.0
Vacant available for sale.....	5.0	5.8	5.2	5.1	4.8	6.0	5.4	5.7	5.5	5.8	5.4
Vacant available for rent.....	3.4	3.4	3.6	3.2	3.8	3.0	2.8	3.1	3.1	3.4	2.8
PERSONS											
Median: All occupied.....	3.1	2.3	4.0	2.9	3.9	3.7	2.2	2.8	2.9	2.7	3.4
VALUE											
Median (dollars):											
Owner occupied.....	...	25,000+	12,700	...	14,200	14,100
Vacant available for sale.....	...	25,000+	14,100	...	16,300	14,100
CONTRACT RENT											
Average (dollars):											
Renter occupied.....	...	108	78	...	70	68
Vacant available for rent.....	...	136	103	...	71	98

Table 1.--SELECTED HOUSING CHARACTERISTICS, FOR THE STATE, STANDARD METROPOLITAN STATISTICAL AREAS, AND PLACES OF 10,000 INHABITANTS OR MORE: 1960--Con.

(Median or average not shown where base is less than 50; plus (+) or minus (-) after number indicates median above or below that number)

Subject	Places of 10,000 inhabitants or more--Con.										
	Pacifica	Pacific Grove	Palmdale (uninc.)	Palm Springs	Palo Alto	Paramount	Pasadena	Petaluma	Pico Rivera	Piedmont	Pittsburg
All housing units.....	5,653	4,665	3,937	7,486	17,665	8,453	46,687	5,082	13,336	3,649	6,174
TENURE, COLOR, AND VAGANCY STATUS											
Occupied.....	5,392	4,308	3,178	5,486	16,896	8,057	43,832	4,725	13,050	3,583	5,742
Owner occupied.....	4,654	2,509	2,171	3,770	11,286	4,594	22,731	2,917	10,804	3,297	3,359
White.....	4,614	2,437	2,163	3,679	10,857	4,559	20,207	2,904	10,761	3,268	2,970
Nonwhite.....	40	72	8	91	429	35	2,524	13	43	29	389
Renter occupied.....	738	1,799	1,007	1,716	5,610	3,463	21,101	1,808	2,246	286	2,383
White.....	729	1,723	1,000	1,555	5,367	3,450	18,341	1,795	2,230	280	1,918
Nonwhite.....	9	76	7	161	243	13	2,760	13	16	6	465
Vacant.....	261	357	759	2,000	769	396	2,855	357	286	66	432
Year round.....	233	259	746	973	745	385	2,778	353	281	63	424
Sound or deteriorating.....	219	253	722	951	732	350	2,675	347	250	63	369
Available for sale only.....	74	19	134	257	137	47	267	68	63	21	115
Available for rent.....	67	151	503	223	454	225	1,882	184	106	10	198
Balance.....	78	83	85	471	141	78	526	95	81	32	56
Dilapidated.....	14	6	24	22	13	35	103	6	31	...	55
Seasonal.....	28	98	13	1,027	24	11	77	4	5	3	8
CONDITION AND PLUMBING											
All units.....	5,653	4,665	3,937	7,486	17,665	8,453	46,687	5,082	13,336	3,649	6,174
Sound.....	5,419	4,333	3,762	6,940	16,934	7,485	42,421	4,721	12,586	3,596	5,131
With all plumbing facilities.....	5,401	4,270	3,724	6,792	16,749	7,270	41,169	4,576	12,479	3,593	4,995
Lacking only hot water.....	7	...	3	10	9	25	6	20	1	1	132
Lacking priv. toilet or bath or run'g water.....	11	63	35	138	176	190	1,215	139	87	2	688
Deteriorating.....	185	309	139	435	655	714	3,733	314	509	52	641
With all plumbing facilities.....	180	290	127	321	600	654	3,319	284	431	49	641
Lacking only hot water.....	1	1	5	15	1	4	14	1	13	1	5
Lacking priv. toilet or bath or run'g water.....	4	16	7	99	54	56	400	29	65	2	42
Dilapidated.....	49	23	36	111	76	254	533	47	241	1	355
Owner occupied.....	4,654	2,509	2,171	3,770	11,286	4,594	22,731	2,917	10,804	3,297	3,359
Sound.....	4,556	2,420	2,140	3,582	11,099	4,313	21,571	2,800	10,533	3,260	3,133
With all plumbing facilities.....	4,547	2,412	2,137	3,529	11,069	4,201	21,474	2,796	10,467	3,259	3,125
Lacking some or all facilities.....	9	8	3	53	30	112	97	4	66	1	8
Deteriorating.....	85	86	29	164	169	222	1,046	105	225	36	187
With all plumbing facilities.....	84	84	23	113	167	205	1,034	104	191	35	181
Lacking some or all facilities.....	1	2	6	51	2	17	12	1	34	1	6
Dilapidated.....	13	3	2	24	18	59	114	12	46	1	39
Renter occupied.....	738	1,799	1,007	1,716	5,610	3,463	21,101	1,808	2,246	286	2,383
Sound.....	643	1,602	952	1,458	5,129	2,869	18,497	1,608	1,830	271	1,679
With all plumbing facilities.....	636	1,558	925	1,370	4,589	2,773	17,504	1,505	1,795	271	1,560
Lacking some or all facilities.....	7	44	27	88	140	96	993	101	35	...	119
Deteriorating.....	78	184	45	197	436	434	2,290	174	253	14	445
With all plumbing facilities.....	76	172	43	151	393	393	1,985	154	215	13	410
Lacking some or all facilities.....	2	12	2	46	43	41	305	20	38	2	35
Dilapidated.....	17	13	10	61	45	160	314	28	163	...	259
Vacant available for sale.....	74	19	134	257	137	47	267	68	63	21	115
With all plumbing facilities.....	74	19	132	254	136	47	264	67	62	20	115
Lacking some or all facilities.....	2	3	1	...	3	1	1	1	...
Vacant available for rent.....	67	151	503	223	454	225	1,882	184	106	10	198
With all plumbing facilities.....	67	143	498	216	443	221	1,660	146	103	10	192
Lacking some or all facilities.....	...	8	5	7	11	4	222	38	3	...	6
ROOMS											
Median:											
All occupied.....	5.0	4.6	5.1	4.1	5.2	4.1	4.8	4.9	4.7	6.5+	4.8
Vacant available for sale.....	5.1	...	5.4	5.0	6.1	...	5.4	5.3	4.6	...	5.0
Vacant available for rent.....	3.5	3.7	4.9	2.8	3.4	3.3	3.0	3.1	3.5	...	3.2
PERSONS											
Median: All occupied.....	3.9	2.4	3.6	2.1	2.8	3.1	2.2	2.6	3.7	2.8	3.0
VALUE											
Median (dollars):											
Owner occupied.....	24,200	21,100	...	17,600	12,000
Vacant available for sale.....	22,600	25,000+	...	20,600	12,900
CONTRACT RENT											
Average (dollars):											
Renter occupied.....	108	103	...	79	62
Vacant available for rent.....	140	126	...	81	64

Table 1.--SELECTED HOUSING CHARACTERISTICS, FOR THE STATE, STANDARD METROPOLITAN STATISTICAL AREAS, AND PLACES OF 10,000 INHABITANTS OR MORE: 1960--Con.

(Median or average not shown where base is less than 50; plus (+) or minus (-) after number indicates median above or below that number)

Subject	Places of 10,000 inhabitants or more--Con.										
	Pleasant Hill (uninc.)	Pomona	Port Rueneme	Redding	Redlands	Redondo Beach	Redwood City	Rialto	Richmond	River-side	Rose-mead
All housing units.....	6,445	22,584	2,799	4,690	9,080	15,579	15,525	5,480	23,130	28,600	5,232
TENURE, COLOR, AND VACANCY STATUS											
Occupied.....	6,258	20,975	2,669	4,378	8,420	14,522	14,872	5,049	22,113	26,140	5,016
Owner occupied.....	5,372	13,886	1,213	2,252	5,703	8,578	9,654	4,216	14,252	17,928	3,472
White.....	5,247	13,728	1,198	2,205	5,589	8,525	9,487	4,211	11,950	17,296	3,433
Nonwhite.....	25	158	15	47	114	53	167	5	2,302	632	39
Renter occupied.....	886	7,089	1,456	2,126	2,717	5,944	5,218	833	7,861	8,212	1,544
White.....	871	6,925	1,411	2,092	2,687	5,902	5,082	832	6,328	7,646	1,532
Nonwhite.....	15	164	45	34	60	42	136	1	1,533	566	12
Vacant.....	187	1,609	130	312	660	1,057	653	431	1,017	2,460	216
Year round.....	183	1,577	130	260	625	1,021	645	408	979	2,420	215
Sound or deteriorating.....	178	1,482	108	215	588	983	623	400	907	2,333	205
Available for sale only.....	60	556	6	33	234	172	93	237	142	821	25
Available for rent.....	55	668	85	130	223	660	405	91	507	1,194	126
Balance.....	63	258	17	52	131	151	125	72	258	318	54
Dilapidated.....	5	95	22	45	37	38	22	6	72	87	10
Seasonal.....	4	32	...	52	35	36	8	23	38	40	1
CONDITION AND PLUMBING											
All units.....	6,445	22,584	2,799	4,690	9,080	15,579	15,525	5,480	23,130	28,600	5,232
Sound.....	6,285	20,128	2,418	3,890	7,985	14,273	14,514	5,220	20,766	25,950	4,743
With all plumbing facilities.....	6,273	19,761	2,398	3,792	7,765	14,079	14,339	5,199	20,332	25,526	4,711
Lacking only hot water.....	1	15	1	8	8	7	9	10	26	8	11
Lack'g priv. toilet or bath or run'g water.....	11	352	19	90	212	187	166	11	408	416	21
Deteriorating.....	148	1,960	201	547	833	1,143	820	207	1,979	2,099	421
With all plumbing facilities.....	145	1,805	173	503	749	913	781	196	1,430	1,823	410
Lacking only hot water.....	1	7	...	9	8	5	3	5	10	8	1
Lack'g priv. toilet or bath or run'g water.....	2	148	28	35	76	225	36	6	539	268	10
Dilapidated.....	12	496	180	253	262	163	191	53	385	551	68
Owner occupied.....	5,372	13,886	1,213	2,252	5,703	8,578	9,654	4,216	14,252	17,928	3,472
Sound.....	5,290	13,159	1,135	2,069	5,275	8,244	9,255	4,090	13,630	17,073	3,327
With all plumbing facilities.....	5,282	13,062	1,124	2,045	5,247	8,228	9,223	4,082	13,601	17,030	3,316
Lacking some or all facilities.....	8	97	11	24	28	16	32	8	29	43	11
Deteriorating.....	78	596	53	126	331	283	352	106	540	698	133
With all plumbing facilities.....	77	560	44	121	317	279	342	102	526	665	131
Lacking some or all facilities.....	1	36	9	5	14	4	10	4	14	33	2
Dilapidated.....	4	131	25	57	97	51	47	20	82	157	12
Renter occupied.....	886	7,089	1,456	2,126	2,717	5,944	5,218	833	7,861	8,212	1,544
Sound.....	826	5,683	1,183	1,617	2,177	5,172	4,678	741	6,454	6,809	1,250
With all plumbing facilities.....	825	5,454	1,174	1,549	2,032	5,040	4,551	734	6,145	6,517	1,229
Lacking some or all facilities.....	1	229	9	68	145	132	127	7	309	292	21
Deteriorating.....	57	1,138	140	362	417	699	418	69	1,176	1,100	248
With all plumbing facilities.....	56	1,039	121	333	360	533	395	64	812	913	240
Lacking some or all facilities.....	1	99	19	29	57	166	23	5	364	187	8
Dilapidated.....	3	268	133	147	123	73	122	23	231	303	46
Vacant available for sale.....	60	556	6	33	234	172	93	237	142	821	25
With all plumbing facilities.....	60	552	6	33	233	171	92	235	141	819	25
Lacking some or all facilities.....	...	4	1	1	1	2	1	2	...
Vacant available for rent.....	55	668	85	130	223	660	405	91	507	1,194	126
With all plumbing facilities.....	54	623	85	123	179	573	391	89	308	1,072	126
Lacking some or all facilities.....	1	45	...	7	44	87	14	2	199	122	...
ROOMS											
Median:											
All occupied.....	5.3	4.9	4.5	4.5	5.1	4.4	4.8	5.2	4.7	5.0	4.8
Vacant available for sale.....	5.5	5.2	5.5	4.8	5.4	5.6	5.1	5.2	...
Vacant available for rent.....	4.1	3.3	3.7	3.4	3.4	3.5	3.3	4.0	2.3	3.3	3.5
PERSONS											
Median: All occupied.....	3.8	2.9	3.3	2.5	2.6	2.9	2.8	3.6	2.9	2.8	2.7
VALUE											
Median (dollars):											
Owner occupied.....	...	12,800	13,600	17,900	...	13,000	14,100	...
Vacant available for sale.....	...	13,300	14,800	22,100	...	14,100	14,700	...
CONTRACT RENT											
Average (dollars):											
Renter occupied.....	...	67	81	94	...	71	73	...
Vacant available for rent.....	...	75	89	104	...	66	75	...

Table 1.--SELECTED HOUSING CHARACTERISTICS, FOR THE STATE, STANDARD METROPOLITAN STATISTICAL AREAS, AND PLACES OF 10,000 INHABITANTS OR MORE: 1960--Con.

(Median or average not shown where base is less than 50; plus (+) or minus (-) after number indicates median above or below that number)

Subject	Places of 10,000 inhabitants or more--Con.										
	Roseville	Sacramento	Salinas	San Anselmo	San Bernardino	San Bruno	San Buena Ventura	San Carlos	San Diego	San Fernando	San Francisco
All housing units.....	4,794	71,763	8,974	4,101	32,338	8,815	10,447	7,136	192,269	5,127	310,539
TENURE, COLOR, AND VACANCY STATUS											
Occupied.....	4,442	66,649	8,550	3,834	29,728	8,570	9,828	6,817	175,355	4,969	291,975
Owner occupied.....	2,910	38,477	5,218	2,690	19,287	6,803	6,388	5,435	92,478	2,984	102,182
White.....	2,904	34,909	5,006	2,687	18,152	6,785	6,345	5,433	88,019	2,961	91,752
Nonwhite.....	6	3,568	212	3	1,135	18	43	2	4,459	23	10,430
Renter occupied.....	1,532	28,172	3,332	1,144	10,441	1,767	3,440	1,382	82,877	1,985	189,793
White.....	1,517	24,952	3,117	1,134	9,366	1,764	3,356	1,379	76,191	1,961	158,489
Nonwhite.....	15	3,220	215	10	1,075	3	84	3	6,686	24	31,294
Vacant.....	352	5,114	424	267	2,610	245	619	319	16,914	158	18,584
Year round.....	335	4,771	391	231	2,500	241	613	313	16,290	150	17,696
Sound or deteriorating.....	312	4,588	366	219	2,349	238	590	313	15,676	139	16,943
Available for sale only.....	185	938	135	34	676	66	76	89	3,015	24	737
Available for rent.....	76	3,123	179	109	1,295	103	256	170	10,822	72	13,516
Balance.....	51	527	52	76	378	69	258	54	1,839	43	2,695
Dilapidated.....	23	183	25	12	151	3	23	...	614	11	748
Seasonal.....	17	343	33	36	110	4	6	6	624	8	888
CONDITION AND PLUMBING											
All units.....	4,794	71,763	8,974	4,101	32,338	8,815	10,447	7,136	192,269	5,127	310,539
Sound.....	3,988	61,838	8,008	3,603	29,298	8,633	9,582	7,035	175,916	4,203	279,963
With all plumbing facilities.....	3,891	59,156	7,817	3,567	28,606	8,606	9,461	7,003	170,379	4,096	252,882
Lacking only hot water.....	7	56	9	1	37	3	3	...	178	3	307
Lack'g priv. toilet or bath or run'g water.....	90	2,626	182	35	655	24	118	29	5,359	104	26,774
Deteriorating.....	661	8,527	734	433	2,428	166	711	99	13,077	670	25,275
With all plumbing facilities.....	593	5,370	635	429	2,238	162	620	91	10,680	579	14,706
Lacking only hot water.....	3	36	2	...	33	3	97	16	42
Lack'g priv. toilet or bath or run'g water.....	65	3,121	97	4	197	1	91	8	2,300	75	10,527
Dilapidated.....	145	1,398	232	65	612	16	154	2	3,276	254	5,321
Owner occupied.....	2,910	38,477	5,218	2,690	19,287	6,803	6,388	5,435	92,478	2,984	102,182
Sound.....	2,639	36,429	5,014	2,388	18,280	6,720	6,210	5,389	89,092	2,757	98,087
With all plumbing facilities.....	2,620	36,308	4,998	2,387	18,175	6,713	6,196	5,374	88,491	2,734	97,649
Lacking some or all facilities.....	19	121	16	1	105	7	14	15	601	23	438
Deteriorating.....	235	1,815	167	281	853	81	161	44	2,879	175	3,623
With all plumbing facilities.....	233	1,759	165	281	820	79	155	42	2,737	161	3,531
Lacking some or all facilities.....	2	56	2	...	33	2	6	2	142	14	92
Dilapidated.....	36	233	37	21	154	2	17	2	507	52	472
Renter occupied.....	1,532	28,172	3,332	1,144	10,441	1,767	3,440	1,382	82,877	1,985	189,793
Sound.....	1,055	21,681	2,641	1,000	8,883	1,689	2,846	1,339	72,253	1,333	167,773
With all plumbing facilities.....	984	19,570	2,492	969	8,434	1,672	2,750	1,325	68,093	1,256	145,907
Lacking some or all facilities.....	71	2,111	149	31	449	17	96	14	4,160	77	21,866
Deteriorating.....	392	5,529	522	114	1,256	68	480	43	4,845	462	17,977
With all plumbing facilities.....	330	3,166	437	111	1,128	66	408	38	6,771	390	10,269
Lacking some or all facilities.....	62	2,363	85	3	128	2	72	5	1,714	72	7,688
Dilapidated.....	85	962	169	30	302	10	114	...	2,139	190	4,063
Vacant available for sale.....	185	938	135	34	676	66	76	89	3,015	24	737
With all plumbing facilities.....	185	924	134	33	675	66	76	88	3,002	24	724
Lacking some or all facilities.....	...	14	1	1	1	1	13	...	13
Vacant available for rent.....	76	3,123	179	109	1,295	103	256	170	10,822	72	13,516
With all plumbing facilities.....	73	2,110	146	108	1,185	101	238	168	9,654	60	7,174
Lacking some or all facilities.....	3	1,013	33	1	110	2	18	2	1,168	12	6,342
ROOMS											
Median:											
All occupied.....	4.7	4.7	5.0	5.1	4.8	5.1	4.9	5.3	4.4	4.6	4.1
Vacant available for sale.....	5.7	5.3	5.3	...	5.4	5.2	4.7	5.9	5.2	...	5.3
Vacant available for rent.....	3.0	2.7	2.7	3.4	3.4	3.4	3.3	3.1	3.3	3.1	2.0
PERSONS											
Median: All occupied.....	2.6	2.4	2.9	2.6	2.6	3.2	2.5	2.9	2.5	2.8	2.0
VALUE											
Median (dollars):											
Owner occupied.....	...	13,700	15,000	...	12,000	16,700	...	17,500
Vacant available for sale.....	...	16,100	17,900	...	12,800	17,100	...	19,800
CONTRACT RENT											
Average (dollars):											
Renter occupied.....	...	69	70	...	60	80	...	74
Vacant available for rent.....	...	68	69	...	62	87	...	62

Table 1.--SELECTED HOUSING CHARACTERISTICS, FOR THE STATE, STANDARD METROPOLITAN STATISTICAL AREAS, AND PLACES OF 10,000 INHABITANTS OR MORE: 1960--Con.

(Median or average not shown where base is less than 50; plus (+) or minus (-) after number indicates median above or below that number)

Subject	Places of 10,000 inhabitants or more--Con.										
	San Gabriel	San Jose	San Leandro	San Lorenzo (uninc.)	San Luis Obispo	San Marino	San Mateo	San Pablo	San Rafael	Santa Ana	Santa Barbara
All housing units.....	7,997	68,890	20,517	6,070	7,275	4,255	23,018	6,068	7,501	33,213	22,674
TENURE, COLOR, AND VACANCY STATUS											
Occupied.....	7,700	62,312	20,069	6,022	6,923	4,193	22,090	5,811	6,898	31,186	21,330
Owner occupied.....	5,519	39,568	15,467	5,537	3,820	4,048	14,983	3,818	3,928	20,004	11,676
White.....	5,450	38,697	15,391	5,533	3,788	4,045	14,215	3,746	3,911	19,677	11,403
Nonwhite.....	69	871	76	4	32	3	768	72	17	327	273
Renter occupied.....	2,181	22,744	4,602	485	3,103	145	7,107	1,993	2,970	11,182	9,654
White.....	2,122	21,789	4,537	482	2,993	145	6,617	1,923	2,947	10,821	9,285
Nonwhite.....	59	955	65	3	110	...	490	70	23	361	369
Vacant.....	297	6,578	448	48	352	62	928	257	603	2,027	1,344
Year round.....	284	6,473	413	48	343	59	893	248	576	1,968	1,252
Sound or deteriorating.....	263	6,351	398	48	330	59	882	213	549	1,877	1,209
Available for sale only.....	32	3,049	94	14	100	39	285	30	104	519	180
Available for rent.....	165	2,503	199	8	170	3	451	128	264	1,052	195
Balance.....	66	799	105	26	60	17	146	55	181	306	43
Dilapidated.....	21	122	15	...	13	...	11	35	27	91	43
Seasonal.....	13	105	35	...	9	3	35	9	27	59	92
CONDITION AND PLUMBING											
All units.....	7,997	68,890	20,517	6,070	7,275	4,255	23,018	6,068	7,501	33,213	22,674
Sound.....	7,338	62,881	19,996	6,054	6,247	4,243	22,343	4,947	6,682	29,450	20,256
With all plumbing facilities.....	7,298	61,379	19,839	6,042	6,063	4,240	22,187	4,875	6,483	29,023	19,659
Lacking only hot water.....	27	40	22	1	8	2	35	11	7	28	26
Lack'g priv. toilet or bath or run'g water.....	13	1,462	135	11	176	1	121	61	192	399	371
Deteriorating.....	466	4,638	407	15	825	11	624	853	631	2,648	1,954
With all plumbing facilities.....	442	3,978	391	15	748	11	567	804	541	2,360	1,722
Lacking only hot water.....	...	17	2	...	4	1	1	18	2
Lack'g priv. toilet or bath or run'g water.....	24	643	16	...	75	...	53	48	89	270	230
Dilapidated.....	193	1,371	114	1	203	1	51	268	188	1,115	464
Owner occupied.....	5,519	39,568	15,467	5,537	3,820	4,048	14,983	3,818	3,928	20,004	11,676
Sound.....	5,255	37,752	15,312	5,527	3,486	4,040	14,736	3,465	3,765	18,749	10,969
With all plumbing facilities.....	5,232	37,606	15,265	5,518	3,458	4,038	14,708	3,416	3,759	18,672	10,905
Lacking some or all facilities.....	23	146	47	9	28	2	28	49	7	77	64
Deteriorating.....	202	1,495	131	10	287	7	236	269	145	968	626
With all plumbing facilities.....	193	1,450	126	10	279	7	232	245	143	925	610
Lacking some or all facilities.....	9	45	5	...	8	...	4	24	2	43	16
Dilapidated.....	62	321	24	...	47	1	11	84	17	287	81
Renter occupied.....	2,181	22,744	4,602	485	3,103	145	7,107	1,993	2,970	11,182	9,654
Sound.....	1,836	19,089	4,279	479	2,474	142	6,726	1,307	2,392	8,962	8,117
With all plumbing facilities.....	1,821	17,898	4,177	476	2,337	141	6,618	1,284	2,224	8,644	7,657
Lacking some or all facilities.....	15	1,191	102	3	137	1	108	23	168	318	480
Deteriorating.....	236	2,748	251	5	486	3	352	341	434	1,490	1,204
With all plumbing facilities.....	223	2,232	241	5	431	3	309	320	353	1,277	1,016
Lacking some or all facilities.....	13	516	10	...	55	...	43	21	81	213	188
Dilapidated.....	109	907	72	1	143	...	29	145	144	730	333
Vacant available for sale.....	32	3,049	94	14	100	39	285	30	104	519	180
With all plumbing facilities.....	32	3,044	93	14	100	39	284	30	104	516	179
Lacking some or all facilities.....	...	5	1	1	3	1
Vacant available for rent.....	165	2,503	199	8	170	3	451	128	264	1,052	834
With all plumbing facilities.....	161	2,326	194	8	142	3	429	126	235	1,018	767
Lacking some or all facilities.....	4	177	5	...	28	...	22	2	29	34	67
ROOMS											
Median:											
All occupied.....	5.1	4.9	5.1	5.1	4.5	6.5+	5.1	4.4	4.8	4.8	4.5
Vacant available for sale.....	...	5.5	5.7	...	5.2	...	5.7	...	6.0	5.3	5.2
Vacant available for rent.....	3.4	3.5	3.4	...	3.1	...	3.4	2.8	3.3	3.3	3.1
PERSONS											
Median: All occupied.....	2.5	2.9	3.1	3.9	2.5	3.0	2.9	3.1	2.4	2.8	2.2
VALUE											
Median (dollars):											
Owner occupied.....	...	16,500	15,400	19,200	11,600	...	13,400	18,500
Vacant available for sale.....	...	17,800	18,200	21,900	16,000	25,000+
CONTRACT RENT											
Average (dollars):											
Renter occupied.....	...	81	83	114	65	...	75	89
Vacant available for rent.....	...	94	93	127	82	...	80	111

Table 1.--SELECTED HOUSING CHARACTERISTICS, FOR THE STATE, STANDARD METROPOLITAN STATISTICAL AREAS, AND PLACES OF 10,000 INHABITANTS OR MORE: 1960--Con.

(Median or average not shown where base is less than 50; plus (+) or minus (-) after number indicates median above or below that number)

Subject	Places of 10,000 inhabitants or more--Con.										
	Santa Clara	Santa Cruz	Santa Fe Springs	Santa Maria	Santa Monica	Santa Paula	Santa Rosa	Saratoga	Seaside	South Gate	South Pasadena
All housing units.....	16,280	12,041	4,045	6,632	37,378	4,263	11,611	4,276	5,854	21,110	8,377
TENURE, COLOR, AND VACANCY STATUS											
Occupied.....	15,146	10,295	3,912	6,112	35,070	3,979	10,897	3,989	5,504	20,139	7,851
Owner occupied.....	11,365	6,592	2,985	3,520	10,890	2,221	6,786	3,441	3,239	11,559	3,665
White.....	11,230	6,532	2,963	3,405	10,419	2,210	6,758	3,425	2,585	11,548	3,650
Nonwhite.....	135	60	22	115	471	11	28	16	654	11	15
Renter occupied.....	3,781	3,703	927	2,592	24,180	1,758	4,111	548	2,265	8,580	4,186
White.....	3,720	3,624	915	2,501	22,974	1,749	4,043	527	1,722	8,540	4,171
Nonwhite.....	61	79	12	91	1,206	9	68	21	543	40	15
Vacant.....	1,134	1,746	133	520	2,308	284	714	287	350	971	526
Year round.....	1,107	876	130	513	2,215	281	686	235	334	964	512
Sound or deteriorating.....	1,096	799	116	499	2,127	260	644	227	308	956	498
Available for sale only.....	399	170	21	132	51	50	150	124	74	43	39
Available for rent.....	538	386	70	255	1,773	178	363	39	195	789	414
Balance.....	159	243	25	112	303	32	131	64	39	124	45
Dilapidated.....	11	77	14	14	88	21	42	8	26	8	14
Seasonal.....	27	870	3	7	93	3	28	52	16	7	14
CONDITION AND PLUMBING											
All units.....	16,280	12,041	4,045	6,632	37,378	4,263	11,611	4,276	5,854	21,110	8,377
Sound.....	15,763	9,954	3,636	6,069	33,186	3,071	10,181	4,057	4,954	20,068	8,047
With all plumbing facilities.....	15,691	9,799	3,624	5,933	32,371	3,032	9,920	4,036	4,905	19,942	8,005
Lacking only hot water.....	5	14	1	6	33	...	14	1	7	28	12
Lack'g priv. toilet or bath or run'g water.....	67	141	11	130	782	39	247	20	42	98	30
Deteriorating.....	397	1,667	199	455	3,403	933	1,157	159	772	956	295
With all plumbing facilities.....	336	1,466	172	367	2,829	854	1,088	143	736	922	273
Lacking only hot water.....	3	11	2	3	14	7	4	2	4	3	2
Lack'g priv. toilet or bath or run'g water.....	58	190	25	85	560	72	65	14	32	31	20
Dilapidated.....	120	420	210	108	789	259	273	60	128	86	35
Owner occupied.....	11,363	6,592	2,985	3,520	10,890	2,221	6,786	3,441	3,239	11,559	3,665
Sound.....	11,229	5,922	2,865	3,392	10,192	1,852	6,342	3,388	2,955	11,233	3,562
With all plumbing facilities.....	11,208	5,894	2,863	3,355	9,966	1,839	6,323	3,382	2,930	11,210	3,551
Lacking some or all facilities.....	21	28	2	37	226	13	19	6	25	23	11
Deteriorating.....	127	595	58	107	610	284	372	43	249	305	93
With all plumbing facilities.....	123	581	54	103	515	259	364	40	232	299	89
Lacking some or all facilities.....	4	14	4	4	95	25	8	3	17	6	4
Dilapidated.....	9	75	62	21	88	85	72	10	35	21	10
Renter occupied.....	3,781	3,703	927	2,592	24,180	1,758	4,111	548	2,265	8,580	4,186
Sound.....	3,441	2,780	665	2,201	21,064	1,043	3,293	430	1,751	7,952	4,018
With all plumbing facilities.....	3,404	2,682	656	2,115	20,533	1,020	3,079	421	1,729	7,874	3,990
Lacking some or all facilities.....	37	98	9	86	531	23	214	9	22	78	28
Deteriorating.....	243	703	128	319	2,505	562	659	79	450	572	157
With all plumbing facilities.....	193	576	108	240	2,104	518	601	73	437	550	144
Lacking some or all facilities.....	50	127	20	79	401	44	58	6	13	22	13
Dilapidated.....	97	220	134	72	611	153	159	39	64	56	11
Vacant available for sale.....	399	170	21	132	51	50	150	124	74	43	39
With all plumbing facilities.....	397	169	21	132	51	49	150	124	74	43	38
Lacking some or all facilities.....	2	1	1	1
Vacant available for rent.....	538	386	70	255	1,773	178	363	39	195	789	414
With all plumbing facilities.....	522	356	70	247	1,661	171	346	39	190	763	407
Lacking some or all facilities.....	16	30	...	8	112	7	17	...	5	26	7
ROOMS											
Median:											
All occupied.....	5.2	4.6	4.8	4.9	3.6	4.6	4.9	5.9	4.3	4.5	4.7
Vacant available for sale.....	4.9	5.0	...	5.8	5.1	5.0	5.2	6.1	4.9
Vacant available for rent.....	3.7	2.8	3.6	3.9	3.0	3.0	3.5	...	2.9	3.1	3.6
PERSONS											
Median: All occupied.....	3.5	2.1	4.1	3.0	2.0	2.8	2.4	3.6	3.2	2.4	2.1
VALUE											
Median (dollars):											
Owner occupied.....	16,900	12,400	13,500	...	22,700	13,600	14,900	13,500	...
Vacant available for sale.....	17,900	14,500	25,000+	17,100	17,100
CONTRACT RENT											
Average (dollars):											
Renter occupied.....	90	62	75	...	90	53	70	72	...
Vacant available for rent.....	106	70	94	...	102	51	75	79	...

Table 1.--SELECTED HOUSING CHARACTERISTICS, FOR THE STATE, STANDARD METROPOLITAN STATISTICAL AREAS, AND PLACES OF 10,000 INHABITANTS OR MORE: 1960--Con.

(Median or average not shown where base is less than 50; plus (+) or minus (-) after number indicates median above or below that number)

Subject	Places of 10,000 inhabitants or more--Con.										
	South Sacra- mento- Fruitridge (uninc.)	South San Fran- cisco	South San Gabriel (uninc.)	Stanton	Stock- ton	Sunny- vale	Temple City (uninc.)	Torrance	Tracy	Tulare	Upland
All housing units.....	4,937	11,410	8,794	2,866	29,878	15,236	11,421	28,704	3,760	4,623	5,376
TENURE, COLOR, AND VACANCY STATUS											
Occupied.....	4,673	11,146	8,312	2,698	27,742	14,478	10,930	27,588	3,493	4,242	4,995
Owner occupied.....	3,495	8,621	4,853	2,256	15,568	10,567	7,961	21,925	2,178	2,677	3,462
White.....	3,159	8,524	4,827	2,223	13,782	10,436	7,943	21,655	2,139	2,506	3,436
Nonwhite.....	336	97	26	33	1,786	131	18	270	39	171	26
Renter occupied.....	1,178	2,525	3,459	442	12,174	3,911	2,969	5,663	1,315	1,565	1,533
White.....	1,094	2,468	3,440	427	9,926	3,847	2,950	5,595	1,255	1,426	1,488
Nonwhite.....	84	57	19	15	2,248	64	19	68	60	139	45
Vacant.....	264	264	482	168	2,136	758	491	1,116	267	381	381
Year round.....	245	241	469	150	1,603	724	481	1,097	221	197	368
Sound or deteriorating.....	237	236	430	132	1,417	716	465	1,035	206	176	361
Available for sale only.....	38	20	74	29	375	289	88	217	17	34	162
Available for rent.....	167	143	248	83	825	273	267	573	162	101	148
Balance.....	32	73	108	20	217	154	110	245	27	41	51
Dilapidated.....	8	5	39	18	186	8	16	62	15	21	7
Seasonal.....	19	23	13	18	533	34	10	19	46	184	13
CONDITION AND PLUMBING											
All units.....	4,937	11,410	8,794	2,866	29,878	15,236	11,421	28,704	3,760	4,623	5,376
Sound.....	4,450	11,021	7,516	2,653	24,685	14,563	10,977	27,620	3,374	3,874	4,927
With all plumbing facilities.....	4,403	10,694	7,325	2,621	22,838	14,501	10,928	27,399	3,205	3,799	4,900
Lacking only hot water.....	9	6	17	8	26	5	6	20	3	4	7
Lack'g priv. toilet or bath or run'g water.....	38	321	174	24	1,821	57	43	201	166	71	20
Deteriorating.....	446	352	1,038	146	3,755	497	368	876	253	568	367
With all plumbing facilities.....	419	248	985	123	2,788	411	360	762	223	464	315
Lacking only hot water.....	1	...	5	3	9	4	2	7	3	9	3
Lack'g priv. toilet or bath or run'g water.....	26	104	48	20	958	82	6	107	27	95	49
Dilapidated.....	41	37	240	67	1,438	176	76	208	133	181	82
Owner occupied.....	3,495	8,621	4,853	2,256	15,568	10,567	7,961	21,925	2,178	2,677	3,462
Sound.....	3,263	8,551	4,294	2,175	14,221	10,424	7,770	21,641	2,081	2,422	3,325
With all plumbing facilities.....	3,234	8,525	4,239	2,162	14,153	10,412	7,758	21,571	2,070	2,408	3,318
Lacking some or all facilities.....	29	26	55	13	68	12	12	70	11	14	7
Deteriorating.....	216	59	458	66	1,029	122	165	254	67	210	122
With all plumbing facilities.....	210	55	439	57	997	116	163	193	64	192	117
Lacking some or all facilities.....	6	4	19	9	32	6	2	15	3	18	5
Dilapidated.....	16	11	101	15	318	21	26	30	30	45	15
Renter occupied.....	1,178	2,525	3,459	442	12,174	3,911	2,969	5,663	1,315	1,565	1,533
Sound.....	965	2,257	2,867	339	9,049	3,433	2,755	4,994	1,086	1,199	1,268
With all plumbing facilities.....	951	2,017	2,744	325	7,668	3,396	2,733	4,866	1,003	1,163	1,252
Lacking some or all facilities.....	14	240	123	14	1,381	37	22	128	83	36	16
Deteriorating.....	197	247	493	70	2,302	357	180	554	151	272	207
With all plumbing facilities.....	179	169	466	60	1,537	282	175	473	138	218	172
Lacking some or all facilities.....	18	78	27	10	765	75	5	81	13	54	35
Dilapidated.....	16	21	99	33	823	121	34	115	78	94	58
Vacant available for sale.....	38	20	74	29	375	289	88	217	17	34	162
With all plumbing facilities.....	37	20	73	28	371	289	87	217	17	33	159
Lacking some or all facilities.....	1	...	1	1	4	...	1	1	3
Vacant available for rent.....	167	143	248	83	825	273	267	573	162	101	148
With all plumbing facilities.....	165	79	241	80	589	257	263	543	97	75	139
Lacking some or all facilities.....	2	64	7	3	236	16	4	30	65	26	9
ROOMS											
Median:											
All occupied.....	4.8	5.0	4.4	5.1	4.7	5.2	5.0	5.1	4.8	4.7	5.1
Vacant available for sale.....	5.3	...	5.3	6.1	5.4	5.5	6.0
Vacant available for rent.....	3.1	2.5	3.3	3.6	2.9	3.5	3.5	3.3	2.3	3.1	3.2
PERSONS											
Median: All occupied.....	3.4	3.5	2.7	4.0	2.4	3.6	2.6	3.6	2.9	2.8	2.8
VALUE											
Median (dollars):											
Owner occupied.....	11,100	17,700	...	17,600
Vacant available for sale.....	13,400	22,700	...	18,900
CONTRACT RENT											
Average (dollars):											
Renter occupied.....	50	98	...	88
Vacant available for rent.....	57	102	...	95

Table 1.--SELECTED HOUSING CHARACTERISTICS, FOR THE STATE, STANDARD METROPOLITAN STATISTICAL AREAS, AND PLACES OF 10,000 INHABITANTS OR MORE: 1960--Con.

(Median or average not shown where base is less than 50; plus (+) or minus (-) after number indicates median above or below that number)

Subject	Places of 10,000 inhabitants or more--Con.										
	Vacaville	Vallejo	Visalia	Vista (uninc.)	Watsonville	West Covina	West Hollywood (uninc.)	Westminster	Whittier	Woodland	Yuba City
All housing units.....	3,203	20,215	5,578	5,296	4,926	14,073	16,393	7,217	12,684	4,453	3,968
TENURE, COLOR, AND VACANCY STATUS											
Occupied.....	3,049	18,887	5,206	4,721	4,559	13,201	15,093	6,557	12,190	4,318	3,685
Owner occupied.....	2,003	11,814	3,302	3,457	2,251	11,997	2,730	5,394	7,567	2,894	2,201
White.....	1,987	10,453	3,260	3,440	2,079	11,956	2,719	5,352	7,556	2,850	2,178
Nonwhite.....	16	1,361	42	17	172	41	11	42	11	44	23
Renter occupied.....	1,046	7,073	1,904	1,264	2,308	1,204	12,363	1,163	4,623	1,424	1,484
White.....	996	5,378	1,851	1,246	2,094	1,193	12,293	1,142	4,558	1,387	1,453
Nonwhite.....	50	1,695	53	18	214	11	70	21	25	37	31
Vacant.....	154	1,328	372	575	367	872	1,300	660	494	135	283
Year round.....	152	1,283	351	542	313	871	1,272	656	486	118	265
Sound or deteriorating.....	144	1,197	273	519	266	867	1,260	644	465	113	230
Available for sale only.....	40	298	61	196	23	355	43	286	79	26	91
Available for rent.....	66	635	148	199	202	391	1,098	197	281	38	97
Balance.....	38	264	64	124	41	121	119	161	105	49	62
Dilapidated.....	8	86	78	23	47	4	12	12	21	5	15
Seasonal.....	2	45	21	33	54	1	28	4	8	17	18
CONDITION AND PLUMBING											
All units.....	3,203	20,215	5,578	5,296	4,926	14,073	16,393	7,217	12,684	4,453	3,968
Sound.....	2,623	17,436	4,370	4,830	3,867	14,001	15,820	6,876	11,840	3,966	3,370
With all plumbing facilities.....	2,614	17,074	4,337	4,730	3,719	13,965	15,658	6,863	11,702	3,846	3,502
Lacking only hot water.....	8	30	1	6	2	19	15	1	2	6	6
Lack'g priv. toilet or bath or run'g water.....	3	332	32	94	146	17	147	12	136	114	62
Deteriorating.....	484	2,205	926	323	730	63	452	264	576	352	295
With all plumbing facilities.....	464	2,107	763	300	581	54	425	244	536	343	273
Lacking only hot water.....	6	7	2	4	2	...	1	3	2
Lack'g priv. toilet or bath or run'g water.....	14	91	161	19	147	9	26	17	40	9	20
Dilapidated.....	96	574	282	143	329	9	121	77	268	135	103
Owner occupied.....	2,003	11,814	3,302	3,457	2,251	11,997	2,730	5,394	7,567	2,894	2,201
Sound.....	1,871	11,102	2,965	3,289	2,071	11,968	2,597	5,269	7,315	2,721	2,085
With all plumbing facilities.....	1,868	11,050	2,962	3,254	2,066	11,958	2,584	5,263	7,298	2,689	2,063
Lacking some or all facilities.....	3	52	3	35	5	10	13	6	17	32	22
Deteriorating.....	108	593	284	131	155	28	106	101	165	122	99
With all plumbing facilities.....	105	580	281	122	153	28	104	95	161	116	95
Lacking some or all facilities.....	3	13	3	9	2	...	2	6	4	6	4
Dilapidated.....	24	119	53	37	25	1	27	24	87	51	17
Renter occupied.....	1,046	7,073	1,904	1,264	2,308	1,204	12,363	1,163	4,623	1,424	1,484
Sound.....	633	5,356	1,220	1,029	1,632	1,174	11,979	988	4,095	1,139	1,255
With all plumbing facilities.....	629	5,100	1,196	983	1,527	1,170	11,850	983	3,978	1,061	1,218
Lacking some or all facilities.....	4	256	24	46	105	4	129	5	117	78	37
Deteriorating.....	349	1,353	536	153	460	26	302	135	369	209	159
With all plumbing facilities.....	336	1,295	410	145	398	20	283	128	335	206	154
Lacking some or all facilities.....	13	58	126	8	62	6	19	7	34	3	5
Dilapidated.....	64	364	148	82	216	4	82	40	159	76	70
Vacant available for sale.....	40	298	61	196	23	355	43	286	79	26	91
With all plumbing facilities.....	40	297	61	194	23	349	43	284	79	26	89
Lacking some or all facilities.....	...	1	...	2	...	6	...	2	2
Vacant available for rent.....	66	635	148	199	202	391	1,098	197	281	38	97
With all plumbing facilities.....	60	572	113	184	89	390	1,079	196	279	29	79
Lacking some or all facilities.....	6	63	35	15	113	1	19	1	2	9	18
ROOMS											
Median:											
All occupied.....	5.2	4.9	4.8	4.6	4.6	5.4	3.4	5.0	4.8	4.9	4.8
Vacant available for sale.....	...	5.2	4.8	5.0	...	5.6	...	5.6	5.1	...	5.1
Vacant available for rent.....	4.1	3.2	3.1	3.3	2.0	3.7	3.1	3.7	3.4	...	3.2
PERSONS											
Median: All occupied.....	3.5	2.7	2.6	2.7	2.4	3.8	1.8	3.8	2.3	2.7	2.8
VALUE											
Median (dollars):											
Owner occupied.....	...	12,700	13,200	12,500
Vacant available for sale.....	...	16,800	15,100
CONTRACT RENT											
Average (dollars):											
Renter occupied.....	...	61	50	63
Vacant available for rent.....	...	63	46	70

Table 2.--CONDITION AND PLUMBING FOR HOUSING UNITS WITH NONWHITE HOUSEHOLD HEADS, FOR THE STATE, STANDARD METROPOLITAN STATISTICAL AREAS, AND PLACES OF 10,000 INHABITANTS OR MORE WITH 400 OR MORE SUCH UNITS: 1960

Condition and plumbing	Standard metropolitan statistical areas										
	The State	Bakersfield	Fresno	Los Angeles-Long Beach	Sacramento	San Bernardino-Riverside-Ontario	San Diego	San Francisco-Oakland	San Jose	Santa Barbara	Stockton
All occupied units.....	350,412	5,396	7,203	173,954	9,709	9,171	13,448	97,566	5,183	1,523	6,572
Owner occupied.....	145,052	2,598	3,740	70,891	5,294	4,717	5,303	36,256	2,960	589	3,286
Sound.....	126,251	1,873	2,551	64,862	4,470	3,567	4,617	32,590	2,684	486	2,408
With all plumbing facilities....	124,814	1,782	2,477	64,525	4,439	3,457	4,561	32,323	2,669	480	2,368
Lacking some or all facilities..	1,437	91	74	337	31	110	56	267	15	6	40
Deteriorating.....	14,323	523	772	5,279	635	728	525	3,073	218	81	584
With all plumbing facilities....	12,999	413	650	5,175	600	561	462	2,948	213	77	548
Lacking some or all facilities..	1,324	110	122	104	35	167	63	125	5	4	36
Dilapidated.....	4,478	202	417	750	189	422	161	593	58	22	294
Renter occupied.....	205,360	2,798	3,463	103,063	4,415	4,454	8,145	61,310	2,223	934	3,286
Sound.....	149,038	1,527	1,548	82,296	2,421	2,593	5,438	44,026	1,472	557	1,681
With all plumbing facilities....	135,580	1,365	1,345	77,682	2,222	2,434	5,179	37,342	1,351	483	1,262
Lacking some or all facilities..	13,458	162	203	4,614	199	159	259	6,684	121	74	399
Deteriorating.....	41,144	820	1,018	16,941	1,421	1,093	2,066	12,933	503	197	990
With all plumbing facilities....	32,029	563	671	14,851	914	833	1,794	9,146	383	150	605
Lacking some or all facilities..	9,115	257	347	2,090	507	260	272	3,787	120	47	385
Dilapidated.....	15,178	451	897	3,826	573	768	641	4,351	248	180	615

Condition and plumbing	Places of 10,000 inhabitants or more										
	Alameda	Altadena (uninc.)	Bakersfield	Berkeley	Compton	Delano	Del Paso Heights-Robla (uninc.)	East Los Angeles (uninc.)	El Centro	Florence-Graham (uninc.)	Fresno
All occupied units.....	957	578	2,490	8,677	6,430	494	656	1,000	613	5,099	3,439
Owner occupied.....	189	495	1,259	4,194	5,220	290	425	557	261	1,827	1,817
Sound.....	152	480	1,021	3,915	5,112	248	268	522	143	1,652	1,375
With all plumbing facilities....	152	480	1,008	3,881	5,101	242	267	521	141	1,642	1,362
Lacking some or all facilities..	13	34	11	6	1	1	2	10	13
Deteriorating.....	33	15	218	260	102	30	88	29	74	164	356
With all plumbing facilities....	33	15	208	254	101	27	85	29	63	162	333
Lacking some or all facilities..	10	6	1	3	3	...	11	2	23
Dilapidated.....	4	...	20	19	6	12	69	6	44	11	86
Renter occupied.....	768	83	1,231	4,483	1,210	204	231	443	352	3,272	1,622
Sound.....	443	70	859	3,893	1,085	103	77	343	126	2,536	952
With all plumbing facilities....	441	68	790	3,690	1,078	90	73	335	115	2,483	842
Lacking some or all facilities..	2	2	69	203	7	13	4	8	11	53	110
Deteriorating.....	310	9	331	528	109	65	69	75	133	611	433
With all plumbing facilities....	310	9	264	473	105	34	55	75	103	567	334
Lacking some or all facilities..	67	55	4	31	14	...	30	44	119
Dilapidated.....	15	4	41	62	16	36	85	25	93	125	217

Condition and plumbing	Places of 10,000 inhabitants or more--Con.										
	Gardena	Long Beach	Los Angeles	Madera	Menlo Park	Merced	Monrovia	Monterey	National City	Oakland	Oxnard
All occupied units.....	1,159	3,834	129,945	421	932	521	773	455	461	27,784	626
Owner occupied.....	845	1,300	46,406	228	604	151	412	193	87	11,579	290
Sound.....	822	1,222	42,360	173	596	80	302	167	75	10,089	275
With all plumbing facilities....	819	1,221	42,149	170	595	80	298	167	74	10,009	274
Lacking some or all facilities..	3	1	211	3	1	...	4	...	1	80	1
Deteriorating.....	22	72	3,680	45	8	44	79	21	10	1,262	14
With all plumbing facilities....	21	70	3,614	36	8	38	79	21	10	1,220	13
Lacking some or all facilities..	1	2	66	9	...	6	42	1
Dilapidated.....	1	6	366	10	...	27	31	5	2	228	1
Renter occupied.....	314	2,534	83,539	193	328	370	361	262	374	16,205	336
Sound.....	278	1,956	68,178	82	305	142	191	140	229	10,687	282
With all plumbing facilities....	272	1,922	63,998	69	304	127	181	136	227	9,429	270
Lacking some or all facilities..	6	34	4,160	13	1	15	10	4	2	1,258	12
Deteriorating.....	32	531	13,063	84	21	122	105	86	142	4,125	37
With all plumbing facilities....	31	503	11,264	53	20	95	94	72	140	3,147	22
Lacking some or all facilities..	1	28	1,799	31	1	27	11	14	2	978	15
Dilapidated.....	4	47	2,298	27	2	106	65	36	3	1,393	17

Table 2.--CONDITION AND PLUMBING FOR HOUSING UNITS WITH NONWHITE HOUSEHOLD HEADS, FOR THE STATE, STANDARD METROPOLITAN STATISTICAL AREAS, AND PLACES OF 10,000 INHABITANTS OR MORE WITH 400 OR MORE SUCH UNITS: 1960--Con.

Condition and plumbing	Places of 10,000 inhabitants or more--Con.								
	Palo Alto	Pasadena	Pittsburg	Richmond	Riverside	Sacramento	Salinas	San Bernardino	San Diego
All occupied units.....	672	5,284	854	3,835	1,198	6,788	427	2,210	11,145
Owner occupied.....	429	2,524	389	2,302	632	3,568	212	1,135	4,459
Sound.....	396	2,242	330	2,050	545	3,220	184	1,014	3,977
With all plumbing facilities....	395	2,236	329	2,044	543	3,204	182	1,011	3,956
Lacking some or all facilities..	1	6	1	6	2	16	2	3	21
Deteriorating.....	28	240	43	225	65	315	25	98	386
With all plumbing facilities....	28	238	43	221	64	311	25	94	376
Lacking some or all facilities..	...	2	...	4	1	4	...	4	10
Dilapidated.....	5	42	16	27	22	33	3	23	96
Renter occupied.....	243	2,760	465	1,533	566	3,220	215	1,075	6,686
Sound.....	172	1,979	124	1,046	380	1,854	137	876	4,549
With all plumbing facilities....	162	1,910	118	1,018	375	1,676	127	856	4,326
Lacking some or all facilities..	10	69	6	28	5	178	10	20	223
Deteriorating.....	50	647	191	388	134	1,059	53	147	1,597
With all plumbing facilities....	42	582	166	286	127	621	35	140	1,375
Lacking some or all facilities..	8	65	25	102	7	438	18	7	222
Dilapidated.....	21	134	150	99	52	307	25	52	540

Condition and plumbing	Places of 10,000 inhabitants or more--Con.									
	San Francisco	San Jose	San Mateo	Santa Ana	Santa Barbara	Santa Monica	Seaside	South Sacramento-Fruitridge (uninc.)	Stockton	Vallejo
All occupied units.....	41,724	1,826	1,258	688	642	1,677	1,197	420	4,034	3,056
Owner occupied.....	10,430	871	768	327	273	471	654	336	1,786	1,361
Sound.....	9,451	792	725	278	218	431	598	304	1,418	1,240
With all plumbing facilities....	9,335	786	722	278	217	429	595	304	1,410	1,236
Lacking some or all facilities..	116	6	3	...	1	2	3	...	8	4
Deteriorating.....	838	63	43	43	45	29	47	30	229	96
With all plumbing facilities....	788	61	39	42	43	29	46	30	224	96
Lacking some or all facilities..	50	2	2	1	2	...	1	...	5	...
Dilapidated.....	141	16	2	6	10	11	9	2	139	25
Renter occupied.....	31,294	955	490	361	369	1,206	543	84	2,248	1,695
Sound.....	23,653	693	428	187	211	928	369	51	1,268	1,106
With all plumbing facilities....	18,634	617	410	168	188	897	369	51	910	1,042
Lacking some or all facilities..	5,019	76	18	19	23	31	358	64
Deteriorating.....	5,772	193	57	116	91	204	149	32	638	432
With all plumbing facilities....	3,264	132	43	106	73	175	147	31	341	415
Lacking some or all facilities..	2,508	61	14	10	18	29	2	1	297	17
Dilapidated.....	1,869	69	5	58	67	74	25	1	342	157

1960
Census
of
Housing

ADVANCE REPORTS

BUREAU OF THE CENSUS
HOUSING CHARACTERISTICS
FEB 24 4 19 PM '61 STATES

LIBRARY

February 1961

HC(A1)-6

Colorado

(These figures supersede the preliminary counts published in the HC(Pl) series of reports. The present series consists of 51 reports--one each for the 50 States, and the District of Columbia--which are numbered in alphabetical order rather than in order of publication)

This report presents selected housing characteristics for each standard metropolitan statistical area (SMSA) and each place of 10,000 inhabitants or more, and any towns, townships, and counties classified as urban under specified criteria. The data represent final tabulations from the 1960 Census of Housing and are limited to characteristics which were enumerated on a 100-percent basis. Value and contract rent are not shown for places where they were enumerated for a sample consisting of every fourth housing unit.

More detailed information about items presented in this report, as well as data for all other items, will be provided in Volume I, "General Characteristics." The State reports comprising Volume I provide data for standard metropolitan statistical areas, urbanized areas, urban and rural places, and the counties. The Volume I report for the United States will contain summary data for regions, divisions, States, standard metropolitan statistical areas, and places of 50,000 inhabitants or more.

An outline of the 1960 Housing Census publication program may be obtained free of charge from the Bureau of the Census, Washington 25, D.C., or any U.S. Department of Commerce Field Office.

DEFINITIONS AND EXPLANATIONS

Standard metropolitan statistical area.-- Except in New England, a standard metropolitan statistical area (SMSA) is a county or a group of contiguous counties which contains at least one city of 50,000 inhabitants or more or "twin cities" with a combined population of at least 50,000. In addition to the county or counties, containing such a city or cities, contiguous counties are included in an SMSA if, according to certain criteria, they are essentially metropolitan in character and are socially and economically integrated with the central city.

In New England, towns and cities are the units used in defining SMSA's. Here a population density of at least 100 persons per square mile is used as the measure of metropolitan character.

In the 1950 Census reports, data were presented for standard metropolitan areas and in the 1940 Census a somewhat similar type of area called the "metropolitan district" was used.

Housing unit.--A group of rooms or a single room is regarded as a housing unit when it is occupied or intended for occupancy as separate living quarters, that is, when the



U.S. DEPARTMENT OF COMMERCE, Luther H. Hodges, *Secretary*
BUREAU OF THE CENSUS, Robert W. Burgess, *Director*

For sale by the Bureau of the Census, Washington 25, D.C., and U.S. Department of
Commerce Field Offices, 15 cents. Complete set of 51 reports, \$6.



occupants do not live and eat with any other persons in the structure, and when there is either (1) direct access from the outside or through a common hall, or (2) a kitchen or cooking equipment for the exclusive use of the occupants.

In the 1950 Census, the unit of enumeration was the dwelling unit. Although the definition of the housing unit in 1960 is essentially similar to that for the dwelling unit in 1950, the housing unit definition was designed to encompass all private living quarters, whereas the dwelling unit definition did not completely cover all private living accommodations.

Occupied housing unit.--A housing unit is occupied if a person or group of persons was living in it at the time of enumeration or if the occupants were only temporarily absent, for example, on vacation. However, if the persons living in the unit have their usual place of residence elsewhere, the unit is classified as vacant.

Tenure.--A housing unit is "owned or being bought" if the owner or co-owner lives in it, even if it is mortgaged or not fully paid for. All other occupied units are classified as renter occupied.

Color.--Occupied housing units are classified by the color of the head of the household. The group designated as "nonwhite" includes Negro, Indian, Japanese, Chinese, and Filipino. Persons of Mexican birth or ancestry who are not definitely Indian or of other nonwhite race are classified as white.

Persons.--All persons enumerated in the Population Census as members of the household were counted in determining the number of persons who live in the housing unit, including lodgers, foster children, wards, and resident employees who share the living quarters of the household head.

Vacant housing unit.--A housing unit is vacant if no persons were living in it at the time of enumeration, except when its occupants were only temporarily absent. Dilapidated vacant units are included if they are intended for occupancy as living quarters; however, if the vacant unit is unfit for use and beyond repair so that it is no longer considered living quarters, it is excluded from

the inventory. New units not yet occupied were enumerated as vacant housing units if construction had proceeded to the point that all the exterior windows and doors were installed and final usable floors were in place.

"Year round" vacant units are those intended for occupancy at any time of the year. "Seasonal" units are those intended for occupancy during only a season of the year.

Available vacant units are those which are on the market for year-round occupancy, are in either sound or deteriorating condition, and are being offered for rent or for sale. The group "Available for sale only" is limited to units for sale and not for rent. "Available for rent" consists of units being offered for rent and those being offered for rent or sale. Of the vacancies for year-round occupancy and in sound or deteriorating condition, "Balance" consists of units which are rented or sold and awaiting occupancy; units held for occasional use; and units held off the market for other reasons.

Rooms.--The respondent's count of rooms was accepted unless a question was raised about which rooms to count. Rooms to be counted included whole rooms used for living purposes such as living rooms, dining rooms, bedrooms, kitchens, finished attic or basement rooms, recreation rooms, lodgers' rooms, and rooms used for offices by a person living in the unit. Not to be counted as rooms were bathrooms, halls, closets, alcoves, pantries, pullman kitchens, unfinished space, and offices used only by persons not living in the unit. Partially divided rooms such as living and dining areas were to be counted separately if there were fixed or movable partitions from floor to ceiling.

Condition and plumbing facilities.--Data on condition of a housing unit are shown in combination with data for plumbing facilities. Three categories of condition were used in the 1960 Census: Sound, deteriorating, and dilapidated.

Sound housing is defined as that which has no defects, or only slight defects which are normally corrected during the course of regular maintenance. Examples of slight defects are lack of paint; slight damage to porch or steps; small cracks in walls, plaster, or chimneys; broken gutters or downspouts.

Deteriorating housing needs more repair than would be provided in the course of regular maintenance. It has one or more defects of an intermediate nature that must be corrected if the unit is to continue to provide safe and adequate shelter. Examples of such defects are shaky or unsafe porch or steps; broken plaster; rotted window sills or frames. Such defects are signs of neglect which lead to serious structural damage if not corrected.

Dilapidated housing does not provide safe and adequate shelter. It has one or more critical defects; or has a combination of intermediate defects; or is of inadequate original construction. Critical defects are those which indicate continued neglect and serious damage to the structure.

The category "With all plumbing facilities" includes units which have hot and cold running water inside the structure, and flush toilet and bathtub or shower inside the structure for the exclusive use of the people living in the housing unit being enumerated.

The category "Lacking only hot water" includes units which have flush toilet and bathtub or shower for the exclusive use of the household but which have only cold running water inside the structure.

The category "Lacking private toilet or bath or running water" includes units which either lack one or more of these facilities

or share the facilities with persons living in another housing unit.

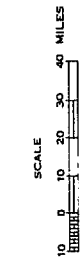
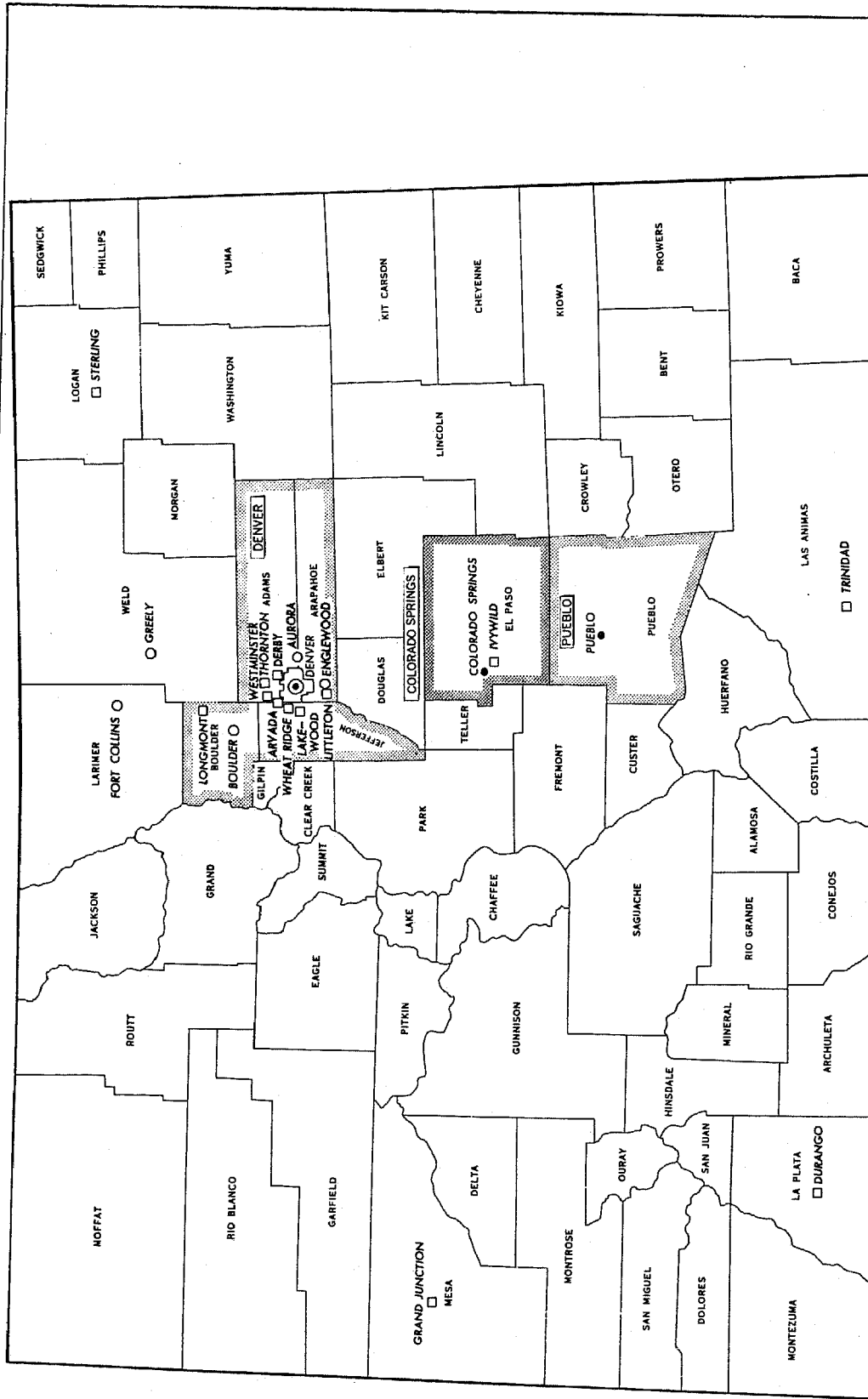
Value---Value is the respondent's estimate of how much the property would sell for on today's market. For vacant units, it is the price asked for the property. Value data are limited to properties without business and containing only one housing unit. Trailers are excluded.

Contract rent---Contract rent is the rent agreed upon regardless of the furnishings, utilities, or services included. For vacant units, it is the amount asked for the unit.

The average contract rent, as used in this report, is the arithmetic mean. For occupied units, it is computed by dividing the sum of the rental amounts by the number of renter-occupied units; units for which no cash rent is paid are excluded from the computation. For vacant units, the total amount of rent asked is divided by the number of vacant units available for rent.

Median---The median is the theoretical value which divides a distribution of housing units into two equal groups--one group having characteristics smaller than the median, and the other having characteristics larger than the median. In the case of median rooms, for example, one-half the units have fewer rooms than the median and one-half have more rooms than the median. In computing the median, a continuous distribution is assumed.

COLORADO—STANDARD METROPOLITAN STATISTICAL AREAS, COUNTIES, AND PLACES OF 10,000 OR MORE



- LEGEND**
- Places of 100,000 or more
 - Places of 50,000 to 100,000
 - Places of 25,000 to 50,000
 - Places of 10,000 to 25,000
 - ▨ Standard Metropolitan Statistical Areas

Table 1.--SELECTED HOUSING CHARACTERISTICS, FOR THE STATE, STANDARD METROPOLITAN STATISTICAL AREAS, AND PLACES OF 10,000 INHABITANTS OR MORE: 1960

(Median or average not shown where base is less than 50; plus (+) or minus (-) after number indicates median above or below that number)

Subject	The State	Standard metropolitan statistical areas			Places of 10,000 inhabitants or more		
		Colorado Springs	Denver	Pueblo	Arvada	Aurora	Boulder
All housing units.....	594,527	48,177	307,287	34,685	5,696	13,273	11,537
TENURE, COLOR, AND VACANCY STATUS							
Occupied.....	529,424	42,151	286,482	32,317	5,235	12,626	10,902
Owner occupied.....	337,591	25,599	177,331	23,130	4,468	8,096	6,343
White.....	331,678	25,116	172,910	22,756	4,464	8,061	6,315
Nonwhite.....	5,913	483	4,421	374	4	35	28
Renter occupied.....	191,833	16,552	109,151	9,187	767	4,530	4,559
White.....	183,322	15,601	102,515	8,880	765	4,491	4,494
Nonwhite.....	8,511	951	6,636	307	2	39	65
Vacant.....	65,103	6,026	20,805	2,368	461	647	635
Year round.....	40,580	4,413	16,027	1,789	459	629	553
Sound or deteriorating.....	35,588	4,032	15,203	1,418	454	619	532
Available for sale only.....	6,001	657	3,115	224	209	214	123
Available for rent.....	16,812	2,627	8,473	748	155	300	284
Balance.....	12,775	748	3,615	446	90	105	125
Dilapidated.....	4,992	381	824	371	5	10	21
Seasonal.....	24,523	1,613	4,778	579	2	18	82
CONDITION AND PLUMBING							
All units.....	594,527	48,177	307,287	34,685	5,696	13,273	11,537
Sound.....	488,866	41,565	271,789	25,576	5,557	12,866	9,993
With all plumbing facilities.....	447,163	39,391	256,058	23,234	5,518	12,779	9,725
Lacking only hot water.....	1,305	56	420	111	2	3	7
Lack'g priv. toilet or bath or run'g water.....	40,398	2,118	15,311	2,231	37	84	261
Deteriorating.....	82,656	5,339	30,408	6,653	123	377	1,419
With all plumbing facilities.....	51,128	4,182	21,467	4,117	100	331	1,227
Lacking only hot water.....	974	38	230	96	...	3	5
Lack'g priv. toilet or bath or run'g water.....	30,554	1,119	8,711	2,440	23	43	187
Dilapidated.....	23,005	1,273	5,090	2,456	16	30	125
Owner occupied.....	337,591	25,599	177,331	23,130	4,468	8,096	6,343
Sound.....	299,510	23,658	166,049	18,974	4,420	7,981	5,790
With all plumbing facilities.....	288,684	23,304	164,129	17,990	4,410	7,958	5,754
Lacking some or all facilities.....	10,826	354	1,920	984	10	23	36
Deteriorating.....	30,974	1,617	9,788	3,269	45	107	521
With all plumbing facilities.....	22,619	1,399	8,595	2,439	41	100	498
Lacking some or all facilities.....	8,355	218	1,193	830	4	7	23
Dilapidated.....	7,107	324	1,494	887	3	8	32
Renter occupied.....	191,833	16,552	109,151	9,187	767	4,530	4,559
Sound.....	148,188	13,522	89,762	5,431	691	4,288	3,709
With all plumbing facilities.....	129,906	12,346	79,711	4,419	664	4,238	3,497
Lacking some or all facilities.....	18,282	1,176	10,051	1,012	27	50	212
Deteriorating.....	35,179	2,564	16,819	2,649	68	230	778
With all plumbing facilities.....	22,612	2,058	11,281	1,479	51	198	625
Lacking some or all facilities.....	12,567	506	5,538	1,170	17	32	153
Dilapidated.....	8,466	466	2,270	1,107	8	12	72
Vacant available for sale.....	6,001	657	3,115	224	209	214	123
With all plumbing facilities.....	5,348	629	2,993	182	209	214	122
Lacking some or all facilities.....	653	28	122	42	1
Vacant available for rent.....	16,812	2,627	8,473	748	155	300	284
With all plumbing facilities.....	11,887	2,042	6,014	366	152	289	261
Lacking some or all facilities.....	4,925	585	2,459	382	3	11	23
ROOMS							
Median:							
All occupied.....	4.7	4.8	4.8	4.4	5.2	4.7	4.9
Vacant available for sale.....	5.2	5.1	5.4	4.5	5.3	5.6	5.7
Vacant available for rent.....	3.0	3.3	2.8	2.5	3.9	3.3	2.7
PERSONS							
Median: All occupied.....	2.8	2.9	2.8	3.1	3.7	3.6	2.7
VALUE							
Median (dollars):							
Owner occupied.....	14,200	16,100
Vacant available for sale.....	15,800	19,400
CONTRACT RENT							
Average (dollars):							
Renter occupied.....	99	77
Vacant available for rent.....	105	79

Table 1.--SELECTED HOUSING CHARACTERISTICS, FOR THE STATE, STANDARD METROPOLITAN STATISTICAL AREAS, AND PLACES OF 10,000 INHABITANTS OR MORE: 1960--Con.

(Median or average not shown where base is less than 50; plus (+) or minus (-) after number indicates median above or below that number)

Subject	Places of 10,000 inhabitants or more--Con.						
	Colorado Springs	Denver	Derby (uninc.)	Durango	Englewood	Fort Collins	Grand Junction
All housing units.....	25,693	174,124	2,678	3,412	10,653	7,951	6,628
TENURE, COLOR, AND VACANCY STATUS							
Occupied.....	23,153	165,535	2,516	3,152	10,241	7,607	6,160
Owner occupied.....	13,997	88,615	1,919	2,088	7,206	4,692	3,938
White.....	13,583	84,676	1,905	2,081	7,171	4,678	3,927
Nonwhite.....	414	3,939	14	7	35	14	11
Renter occupied.....	9,156	76,920	597	1,064	3,035	2,915	2,222
White.....	8,578	70,603	593	1,054	3,012	2,863	2,209
Nonwhite.....	578	6,317	4	10	23	52	13
Vacant.....	2,540	8,589	162	260	412	344	468
Year round.....	2,420	7,954	149	229	344	289	412
Sound or deteriorating.....	2,256	7,577	138	221	328	264	354
Available for sale only.....	401	756	37	42	62	54	73
Available for rent.....	1,576	5,896	76	151	215	124	238
Balance.....	279	925	25	28	51	86	43
Dilapidated.....	164	377	11	8	16	25	58
Seasonal.....	120	635	13	31	68	55	56
CONDITION AND PLUMBING							
All units.....	25,693	174,124	2,678	3,412	10,653	7,951	6,628
Sound.....	22,118	152,547	2,494	2,932	9,718	6,891	5,226
With all plumbing facilities.....	20,488	141,454	2,436	2,823	9,433	6,685	4,977
Lacking only hot water.....	25	161	10	1	27	5	6
Lack'g priv. toilet or bath or run'g water.....	1,605	10,932	48	108	258	201	223
Deteriorating.....	2,981	18,803	129	390	840	828	1,107
With all plumbing facilities.....	2,284	13,071	102	311	677	605	857
Lacking only hot water.....	15	87	3	3	7	3	6
Lack'g priv. toilet or bath or run'g water.....	682	5,645	24	76	156	220	244
Dilapidated.....	594	2,774	55	90	95	232	293
Owner occupied.....	13,997	88,615	1,919	2,088	7,206	4,692	3,938
Sound.....	12,929	82,773	1,842	1,916	6,752	4,320	3,463
With all plumbing facilities.....	12,758	82,046	1,812	1,900	6,656	4,282	3,425
Lacking some or all facilities.....	171	727	30	16	96	38	38
Deteriorating.....	930	5,129	58	141	411	317	375
With all plumbing facilities.....	848	4,820	51	128	341	281	333
Lacking some or all facilities.....	82	309	7	13	70	36	42
Dilapidated.....	138	713	19	31	43	55	100
Renter occupied.....	9,156	76,920	597	1,064	3,035	2,915	2,222
Sound.....	7,328	63,347	514	820	2,645	2,306	1,491
With all plumbing facilities.....	6,253	54,559	500	748	2,484	2,157	1,332
Lacking some or all facilities.....	1,075	8,788	14	72	161	149	159
Deteriorating.....	1,539	11,918	58	201	355	458	597
With all plumbing facilities.....	1,130	7,437	43	150	289	291	424
Lacking some or all facilities.....	409	4,481	15	51	66	167	173
Dilapidated.....	289	1,655	25	43	35	151	134
Vacant available for sale.....	401	756	37	42	62	54	73
With all plumbing facilities.....	388	733	35	42	52	53	71
Lacking some or all facilities.....	13	23	2	...	10	1	2
Vacant available for rent.....	1,576	5,896	76	151	215	124	238
With all plumbing facilities.....	1,067	3,710	64	121	182	97	181
Lacking some or all facilities.....	509	2,186	12	30	33	27	57
ROOMS							
Median:							
All occupied.....	4.8	4.6	4.4	4.7	4.8	4.7	4.6
Vacant available for sale.....	5.2	5.4	5.1	5.2	4.8
Vacant available for rent.....	3.1	2.5	2.9	3.5	2.7	2.9	3.1
PERSONS							
Median: All occupied.....	2.5	2.4	3.9	3.0	3.0	2.5	2.6
VALUE							
Median (dollars):							
Owner occupied.....	13,500	13,300	12,800
Vacant available for sale.....	15,900	14,300	14,000
CONTRACT RENT							
Average (dollars):							
Renter occupied.....	70	71	78
Vacant available for rent.....	64	69	75

Table 1.--SELECTED HOUSING CHARACTERISTICS, FOR THE STATE, STANDARD METROPOLITAN STATISTICAL AREAS, AND PLACES OF 10,000 INHABITANTS OR MORE: 1960--Con.

(Median or average not shown where base is less than 50; plus (+) or minus (-) after number indicates median above or below that number)

Subject	Places of 10,000 inhabitants or more--Con.										
	Greeley	Ivywild (uninc.)	Lake-wood (uninc.)	Little-ton	Long-mont	Pueblo	Ster-ling	Thorn-ton	Trin-dad	West-minster	Wheat Ridge (uninc.)
All housing units.....	8,867	3,665	6,238	4,284	4,145	26,926	3,644	2,581	3,661	3,614	6,818
TENURE, COLOR, AND VACANCY STATUS											
Occupied.....	8,420	3,360	5,828	3,953	3,976	25,755	3,410	2,466	3,300	3,439	6,539
Owner occupied.....	4,962	2,158	4,019	2,704	2,776	18,348	2,164	2,203	2,001	3,042	4,981
White.....	4,945	2,142	4,013	2,699	2,776	18,013	2,162	2,192	1,987	3,020	4,974
Nonwhite.....	17	16	6	5	...	335	2	11	14	22	7
Renter occupied.....	3,458	1,202	1,809	1,249	1,200	7,407	1,246	263	1,299	397	1,558
White.....	3,424	1,192	1,799	1,246	1,198	7,122	1,245	261	1,285	395	1,557
Nonwhite.....	34	10	10	3	2	285	1	2	14	2	1
Vacant.....	447	305	410	331	169	1,171	234	115	361	175	279
Year round.....	332	220	369	272	144	1,103	231	114	332	172	236
Sound or deteriorating.....	309	212	363	270	137	927	215	114	332	170	230
Available for sale only.....	67	45	96	76	41	157	34	34	19	11.5	65
Available for rent.....	167	132	209	140	52	598	159	41	173	24	96
Balance.....	75	35	58	54	44	172	22	39	40	31	69
Dilapidated.....	23	8	6	2	7	176	16	...	100	2	6
Seasonal.....	115	85	41	59	25	68	3	1	29	3	43
CONDITION AND PLUMBING											
All units.....	8,867	3,665	6,238	4,284	4,145	26,926	3,644	2,581	3,661	3,614	6,818
Sound.....	7,926	3,439	5,953	4,097	3,693	20,766	3,030	2,562	2,488	3,541	6,502
With all plumbing facilities.....	7,383	3,412	5,853	4,030	3,582	19,732	2,891	2,561	2,163	3,532	6,484
Lacking only hot water.....	9	3	3	3	3	32	8	...	8	3	3
Lack'g priv. toilet or bath or run'g water.....	534	24	97	64	108	1,002	131	...	317	6	15
Deteriorating.....	787	197	254	166	383	4,667	553	19	759	70	276
With all plumbing facilities.....	556	179	239	144	330	3,382	497	19	455	66	264
Lacking only hot water.....	14	1	5	2	1	50	6	...	12	1	2
Lack'g priv. toilet or bath or run'g water.....	217	17	10	20	52	1,235	50	...	292	3	10
Dilapidated.....	154	29	31	21	69	1,493	61	...	414	3	40
Owner occupied.....	4,962	2,158	4,019	2,704	2,776	18,348	2,164	2,203	2,001	3,042	4,981
Sound.....	4,677	2,109	3,905	2,640	2,558	15,582	1,906	2,193	1,907	3,016	4,850
With all plumbing facilities.....	4,575	2,101	3,890	2,619	2,529	15,392	1,882	2,192	1,449	3,010	4,841
Lacking some or all facilities.....	82	8	15	21	29	190	24	1	58	6	9
Deteriorating.....	268	40	98	58	199	2,279	242	10	347	26	120
With all plumbing facilities.....	214	36	93	52	173	2,017	225	10	248	24	119
Lacking some or all facilities.....	54	4	5	6	26	262	17	...	99	2	1
Dilapidated.....	37	9	16	6	19	487	16	...	147	...	11
Renter occupied.....	3,458	1,202	1,809	1,249	1,200	7,407	1,246	263	1,299	397	1,558
Sound.....	2,921	1,082	1,676	1,159	989	4,563	966	260	810	356	1,401
With all plumbing facilities.....	2,531	1,070	1,601	1,122	915	3,832	858	260	579	354	1,392
Lacking some or all facilities.....	390	12	75	37	74	731	108	...	231	2	9
Deteriorating.....	450	115	124	77	168	2,038	252	3	326	40	135
With all plumbing facilities.....	308	102	119	73	145	1,243	229	3	159	38	126
Lacking some or all facilities.....	142	13	5	4	23	795	23	...	167	2	9
Dilapidated.....	87	5	9	13	43	806	28	...	163	1	22
Vacant available for sale.....	67	45	96	76	41	157	34	34	19	115	65
With all plumbing facilities.....	65	45	94	76	41	149	34	34	18	115	65
Lacking some or all facilities.....	2	...	2	8	1
Vacant available for rent.....	167	132	209	140	52	598	159	41	173	24	96
With all plumbing facilities.....	122	128	204	130	45	299	139	41	120	23	96
Lacking some or all facilities.....	45	4	5	10	7	299	20	...	53	1	...
ROOMS											
Median:											
All occupied.....	4.4	4.7	5.2	4.9	4.7	4.5	4.7	6.1	4.7	5.2	5.2
Vacant available for sale.....	5.3	...	6.0	5.3	...	4.8	5.1	5.6
Vacant available for rent.....	2.8	4.0	3.9	3.2	3.6	2.3	2.6	...	3.6	...	3.8
PERSONS											
Median: All occupied.....	2.5	3.0	3.1	3.3	2.4	2.9	2.7	4.5	2.5	4.0	3.1
VALUE											
Median (dollars):											
Owner occupied.....	10,300
Vacant available for sale.....	12,400
CONTRACT RENT											
Average (dollars):											
Renter occupied.....	53
Vacant available for rent.....	42

Table 2.--CONDITION AND PLUMBING FOR HOUSING UNITS WITH NONWHITE HOUSEHOLD HEADS, FOR THE STATE, STANDARD METROPOLITAN STATISTICAL AREAS, AND PLACES OF 10,000 INHABITANTS OR MORE WITH 400 OR MORE SUCH UNITS: 1960

Condition and plumbing	The State	Standard metropolitan statistical areas			Places of 10,000 inhabitants or more		
		Colorado Springs	Denver	Pueblo	Colorado Springs	Denver	Pueblo
All occupied units.....	14,424	1,434	11,057	681	992	10,256	620
Owner occupied.....	5,913	483	4,421	374	414	3,939	335
Sound.....	4,573	345	3,534	216	287	3,143	195
With all plumbing facilities....	4,371	337	3,449	210	279	3,072	191
Lacking some or all facilities..	202	8	85	6	8	71	4
Deteriorating.....	1,091	103	779	105	97	710	96
With all plumbing facilities....	957	93	711	86	87	658	83
Lacking some or all facilities..	134	10	68	19	10	52	16
Dilapidated.....	249	35	108	53	30	86	44
Renter occupied.....	8,511	951	6,636	307	578	6,317	285
Sound.....	5,216	519	4,217	140	298	4,025	135
With all plumbing facilities....	4,366	492	3,540	106	271	3,373	101
Lacking some or all facilities..	850	27	677	34	27	652	34
Deteriorating.....	2,730	332	2,138	95	186	2,034	88
With all plumbing facilities....	1,879	287	1,472	53	144	1,406	51
Lacking some or all facilities..	851	45	666	42	42	628	37
Dilapidated.....	565	100	281	72	94	258	62

1960
Census
of
Housing

ADVANCE REPORTS
BUREAU OF THE CENSUS
HOUSING CHARACTERISTICS
STATES
LIBRARY
MAY 22 AM '61

February 1961

HC(A1)-7

Connecticut

(These figures supersede the preliminary counts published in the HC(PL) series of reports. The present series consists of 51 reports--one each for the 50 States, and the District of Columbia--which are numbered in alphabetical order rather than in order of publication)

This report presents selected housing characteristics for each standard metropolitan statistical area (SMSA) and each place of 10,000 inhabitants or more, and any towns, townships, and counties classified as urban under specified criteria. The data represent final tabulations from the 1960 Census of Housing and are limited to characteristics which were enumerated on a 100-percent basis. Value and contract rent are not shown for places where they were enumerated for a sample consisting of every fourth housing unit.

More detailed information about items presented in this report, as well as data for all other items, will be provided in Volume I, "General Characteristics." The State reports comprising Volume I provide data for standard metropolitan statistical areas, urbanized areas, urban and rural places, and the counties. The Volume I report for the United States will contain summary data for regions, divisions, States, standard metropolitan statistical areas, and places of 50,000 inhabitants or more.

An outline of the 1960 Housing Census publication program may be obtained free of charge from the Bureau of the Census, Washington 25, D.C., or any U.S. Department of Commerce Field Office.

DEFINITIONS AND EXPLANATIONS

Standard metropolitan statistical area:-- Except in New England, a standard metropolitan statistical area (SMSA) is a county or a group of contiguous counties which contains at least one city of 50,000 inhabitants or more or "twin cities" with a combined population of at least 50,000. In addition to the county or counties, containing such a city or cities, contiguous counties are included in an SMSA if, according to certain criteria, they are essentially metropolitan in character and are socially and economically integrated with the central city.

In New England, towns and cities are the units used in defining SMSA's. Here a population density of at least 100 persons per square mile is used as the measure of metropolitan character.

In the 1950 Census reports, data were presented for standard metropolitan areas and in the 1940 Census a somewhat similar type of area called the "metropolitan district" was used.

Housing unit:--A group of rooms or a single room is regarded as a housing unit when it is occupied or intended for occupancy as separate living quarters, that is, when the



U.S. DEPARTMENT OF COMMERCE, Luther H. Hodges, *Secretary*
BUREAU OF THE CENSUS, Robert W. Burgess, *Director*

For sale by the Bureau of the Census, Washington 25, D.C., and U.S. Department of
Commerce Field Offices, 15 cents. Complete set of 51 reports, \$6.



occupants do not live and eat with any other persons in the structure, and when there is either (1) direct access from the outside or through a common hall, or (2) a kitchen or cooking equipment for the exclusive use of the occupants.

In the 1950 Census, the unit of enumeration was the dwelling unit. Although the definition of the housing unit in 1960 is essentially similar to that for the dwelling unit in 1950, the housing unit definition was designed to encompass all private living quarters, whereas the dwelling unit definition did not completely cover all private living accommodations.

Occupied housing unit.--A housing unit is occupied if a person or group of persons was living in it at the time of enumeration or if the occupants were only temporarily absent, for example, on vacation. However, if the persons living in the unit have their usual place of residence elsewhere, the unit is classified as vacant.

Tenure.--A housing unit is "owned or being bought" if the owner or co-owner lives in it, even if it is mortgaged or not fully paid for. All other occupied units are classified as renter occupied.

Color.--Occupied housing units are classified by the color of the head of the household. The group designated as "nonwhite" includes Negro, Indian, Japanese, Chinese, and Filipino. Persons of Mexican birth or ancestry who are not definitely Indian or of other nonwhite race are classified as white.

Persons.--All persons enumerated in the Population Census as members of the household were counted in determining the number of persons who live in the housing unit, including lodgers, foster children, wards, and resident employees who share the living quarters of the household head.

Vacant housing unit.--A housing unit is vacant if no persons were living in it at the time of enumeration, except when its occupants were only temporarily absent. Dilapidated vacant units are included if they are intended for occupancy as living quarters; however, if the vacant unit is unfit for use and beyond repair so that it is no longer considered living quarters, it is excluded from

the inventory. New units not yet occupied were enumerated as vacant housing units if construction had proceeded to the point that all the exterior windows and doors were installed and final usable floors were in place.

"Year round" vacant units are those intended for occupancy at any time of the year. "Seasonal" units are those intended for occupancy during only a season of the year.

Available vacant units are those which are on the market for year-round occupancy, are in either sound or deteriorating condition, and are being offered for rent or for sale. The group "Available for sale only" is limited to units for sale and not for rent. "Available for rent" consists of units being offered for rent and those being offered for rent or sale. Of the vacancies for year-round occupancy and in sound or deteriorating condition, "Balance" consists of units which are rented or sold and awaiting occupancy; units held for occasional use; and units held off the market for other reasons.

Rooms.--The respondent's count of rooms was accepted unless a question was raised about which rooms to count. Rooms to be counted included whole rooms used for living purposes such as living rooms, dining rooms, bedrooms, kitchens, finished attic or basement rooms, recreation rooms, lodgers' rooms, and rooms used for offices by a person living in the unit. Not to be counted as rooms were bathrooms, halls, closets, alcoves, pantries, pullman kitchens, unfinished space, and offices used only by persons not living in the unit. Partially divided rooms such as living and dining areas were to be counted separately if there were fixed or movable partitions from floor to ceiling.

Condition and plumbing facilities.--Data on condition of a housing unit are shown in combination with data for plumbing facilities. Three categories of condition were used in the 1960 Census: Sound, deteriorating, and dilapidated.

Sound housing is defined as that which has no defects, or only slight defects which are normally corrected during the course of regular maintenance. Examples of slight defects are lack of paint; slight damage to porch or steps; small cracks in walls, plaster, or chimneys; broken gutters or downspouts.

Deteriorating housing needs more repair than would be provided in the course of regular maintenance. It has one or more defects of an intermediate nature that must be corrected if the unit is to continue to provide safe and adequate shelter. Examples of such defects are shaky or unsafe porch or steps; broken plaster; rotted window sills or frames. Such defects are signs of neglect which lead to serious structural damage if not corrected.

Dilapidated housing does not provide safe and adequate shelter. It has one or more critical defects; or has a combination of intermediate defects; or is of inadequate original construction. Critical defects are those which indicate continued neglect and serious damage to the structure.

The category "With all plumbing facilities" includes units which have hot and cold running water inside the structure, and flush toilet and bathtub or shower inside the structure for the exclusive use of the people living in the housing unit being enumerated.

The category "Lacking only hot water" includes units which have flush toilet and bathtub or shower for the exclusive use of the household but which have only cold running water inside the structure.

The category "Lacking private toilet or bath or running water" includes units which either lack one or more of these facilities

or share the facilities with persons living in another housing unit.

Value--Value is the respondent's estimate of how much the property would sell for on today's market. For vacant units, it is the price asked for the property. Value data are limited to properties without business and containing only one housing unit. Trailers are excluded.

Contract rent--Contract rent is the rent agreed upon regardless of the furnishings, utilities, or services included. For vacant units, it is the amount asked for the unit.

The average contract rent, as used in this report, is the arithmetic mean. For occupied units, it is computed by dividing the sum of the rental amounts by the number of renter-occupied units; units for which no cash rent is paid are excluded from the computation. For vacant units, the total amount of rent asked is divided by the number of vacant units available for rent.

Median--The median is the theoretical value which divides a distribution of housing units into two equal groups--one group having characteristics smaller than the median, and the other having characteristics larger than the median. In the case of median rooms, for example, one-half the units have fewer rooms than the median and one-half have more rooms than the median. In computing the median, a continuous distribution is assumed.

CONNECTICUT—STANDARD METROPOLITAN STATISTICAL AREAS, COUNTIES, AND PLACES OF 10,000 OR MORE

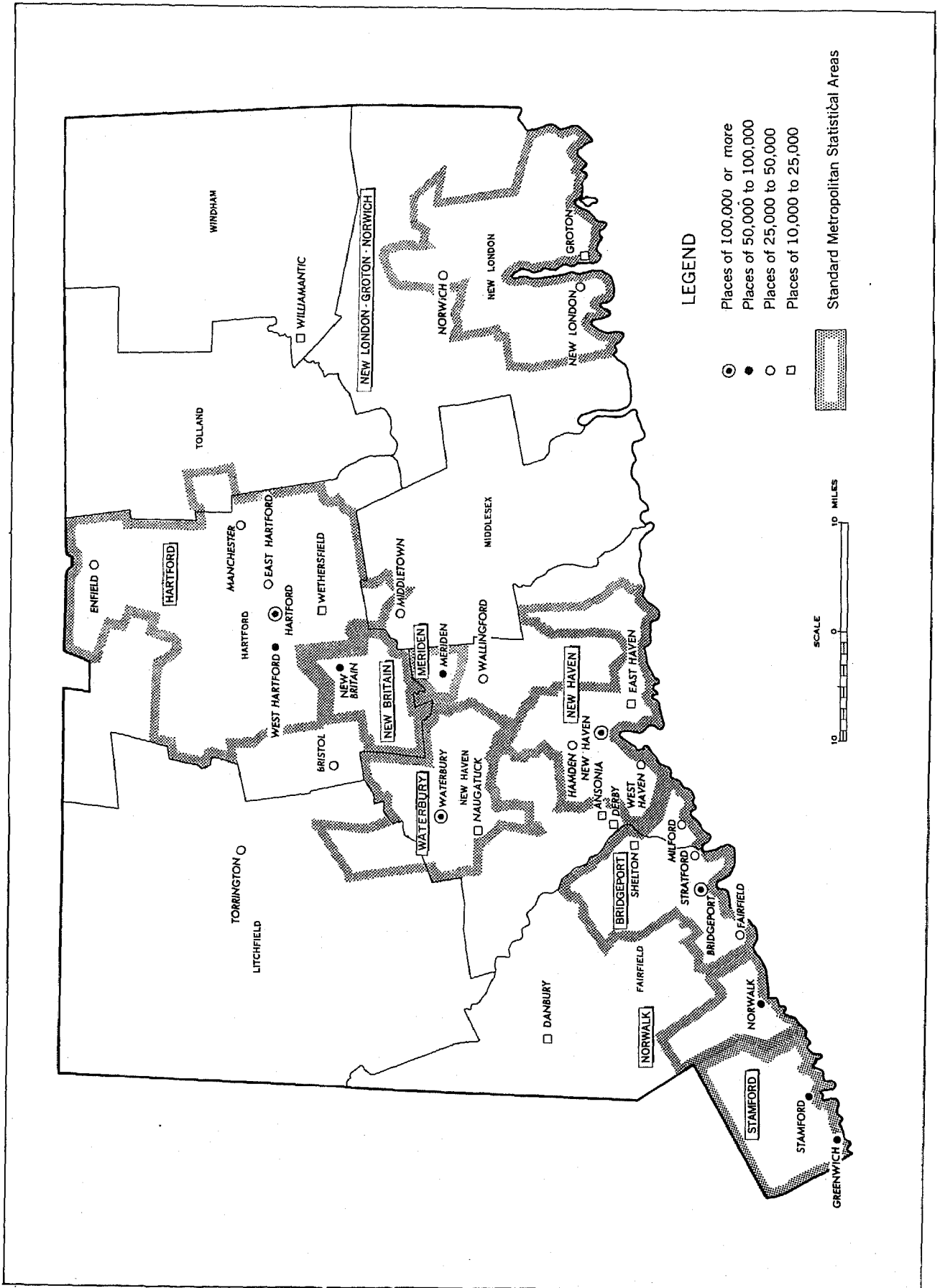


Table 1.--SELECTED HOUSING CHARACTERISTICS, FOR THE STATE, STANDARD METROPOLITAN STATISTICAL AREAS,
AND PLACES AND URBAN TOWNS OF 10,000 INHABITANTS OR MORE: 1960--Con.

(Median or average not shown where base is less than 50; plus (+) or minus (-) after number indicates median above or below that number)

Subject	Places and urban towns of 10,000 inhabitants or more										
	Ansonia	Bridgeport	Bristol	Danbury	Derby	East Hartford town	East Haven town	Enfield town	Fairfield town	Greenwich town	Groton
All housing units.....	6,357	51,654	14,199	7,756	3,860	13,002	6,331	8,872	13,822	16,708	2,874
TENURE, COLOR, AND VACANCY STATUS											
Occupied.....	6,141	49,524	13,496	7,313	3,662	12,656	5,786	8,463	12,979	15,922	2,687
Owner occupied.....	3,219	20,075	8,804	3,092	1,904	8,683	4,892	6,511	11,097	10,479	1,471
White.....	3,152	19,256	8,785	3,050	1,895	8,647	4,888	6,494	11,067	10,412	1,463
Nonwhite.....	67	819	19	42	9	36	4	17	30	67	8
Renter occupied.....	2,922	29,449	4,692	4,221	1,758	3,973	894	1,952	1,882	5,443	1,216
White.....	2,592	26,195	4,599	3,979	1,736	3,928	889	1,940	1,865	5,284	1,209
Nonwhite.....	330	3,254	93	242	22	45	5	12	17	159	7
Vacant.....	216	2,130	703	443	198	346	545	409	843	786	187
Year round.....	191	2,060	619	437	175	338	163	326	459	624	138
Sound or deteriorating.....	168	1,934	562	399	132	319	152	284	434	601	97
Available for sale only.....	25	146	131	32	31	55	65	145	177	174	10
Available for rent.....	120	1,475	301	280	67	148	20	68	66	172	46
Balance.....	23	313	130	87	34	116	67	71	191	255	41
Dilapidated.....	23	126	57	38	43	19	11	42	25	23	41
Seasonal.....	25	70	84	6	23	8	382	83	384	162	49
CONDITION AND PLUMBING											
All units.....	6,357	51,654	14,199	7,756	3,860	13,002	6,331	8,872	13,822	16,708	2,874
Sound.....	5,455	43,972	12,859	6,379	2,954	12,176	5,921	8,125	13,254	15,891	2,174
With all plumbing facilities.....	5,221	41,079	12,369	6,150	2,869	11,843	5,762	7,956	12,933	15,526	2,124
Lacking only hot water.....	100	464	156	97	17	44	44	49	247	32	7
Lack'g priv. toilet or bath or run'g water.....	134	2,429	334	132	68	289	115	120	74	333	43
Deteriorating.....	717	6,638	1,022	981	638	728	286	560	505	728	477
With all plumbing facilities.....	493	4,565	778	797	536	638	212	423	432	599	457
Lacking only hot water.....	118	320	58	114	15	24	21	35	34	13	1
Lack'g priv. toilet or bath or run'g water.....	106	1,753	186	70	87	66	53	102	39	116	19
Dilapidated.....	185	1,044	318	396	268	98	124	187	63	89	223
Owner occupied.....	3,219	20,075	8,804	3,092	1,904	8,683	4,892	6,511	11,097	10,479	1,471
Sound.....	3,048	18,711	8,452	2,829	1,718	8,375	4,734	6,278	10,818	10,208	1,301
With all plumbing facilities.....	3,018	18,505	8,362	2,789	1,704	8,329	4,683	6,235	10,750	10,140	1,290
Lacking some or all facilities.....	30	206	90	40	14	46	51	43	68	68	11
Deteriorating.....	160	1,258	293	232	139	283	132	184	256	252	161
With all plumbing facilities.....	141	1,168	257	207	135	264	116	160	221	243	158
Lacking some or all facilities.....	19	90	36	25	4	19	16	24	35	9	3
Dilapidated.....	11	106	59	31	47	25	26	49	23	19	9
Renter occupied.....	2,922	29,449	4,692	4,221	1,758	3,973	894	1,952	1,882	5,443	1,216
Sound.....	2,276	23,684	3,896	3,210	1,116	3,519	774	1,539	1,663	4,983	746
With all plumbing facilities.....	2,093	21,234	3,566	3,030	1,048	3,260	739	1,436	1,589	4,735	716
Lacking some or all facilities.....	183	2,450	330	180	68	259	35	103	74	248	30
Deteriorating.....	495	4,955	612	684	464	402	94	319	205	416	297
With all plumbing facilities.....	321	3,197	458	542	373	338	79	231	173	306	280
Lacking some or all facilities.....	174	1,758	154	142	91	64	15	88	32	110	17
Dilapidated.....	151	810	184	327	178	52	26	94	14	44	173
Vacant available for sale.....	25	146	131	32	31	55	65	145	177	174	10
With all plumbing facilities.....	24	143	123	31	31	55	64	143	176	167	10
Lacking some or all facilities.....	1	3	8	1	1	2	1	7	...
Vacant available for rent.....	120	1,475	301	280	67	148	20	68	66	172	46
With all plumbing facilities.....	86	1,088	233	260	59	121	20	59	63	138	43
Lacking some or all facilities.....	34	387	68	20	8	27	...	9	3	34	3
ROOMS											
Median:											
All occupied.....	4.9	4.6	5.0	4.8	4.8	5.0	5.3	5.1	5.7	5.8	4.9
Vacant available for sale.....	...	5.3	5.0	5.6	5.1	5.0	6.1	6.5+	...
Vacant available for rent.....	4.0	3.9	3.4	4.5	4.4	3.8	...	4.3	4.4	3.9	...
PERSONS											
Median: All occupied.....	3.0	2.8	3.2	2.7	3.1	3.3	3.6	3.6	3.4	3.1	3.2
VALUE											
Median (dollars):											
Owner occupied.....	15,800	16,300	25,000+	...
Vacant available for sale.....	...	18,000	25,000+	...
CONTRACT RENT											
Average (dollars):											
Renter occupied.....	46	60	119	...
Vacant available for rent.....	45	63	133	...

Table 1.--SELECTED HOUSING CHARACTERISTICS, FOR THE STATE, STANDARD METROPOLITAN STATISTICAL AREAS, AND PLACES AND URBAN TOWNS OF 10,000 INHABITANTS OR MORE: 1960--Con.

(Median or average not shown where base is less than 50; plus (+) or minus (-) after number indicates median above or below that number)

Subject	Places and urban towns of 10,000 inhabitants or more--Con.										
	Hamden town	Hartford	Manchester town	Meriden	Middle-town	Milford	Naugatuck	New Britain	New Haven	New London	Norwalk
All housing units.....	12,507	57,653	12,853	16,850	9,544	13,634	6,274	25,969	51,471	10,675	21,467
TENURE, COLOR, AND VACANCY STATUS											
Occupied.....	12,185	54,635	12,421	16,109	8,990	11,692	6,009	25,106	49,169	9,981	20,515
Owner occupied.....	10,066	13,526	8,779	9,421	5,088	9,331	3,839	11,714	16,572	4,383	12,894
White.....	9,962	12,591	8,768	9,394	5,044	9,283	3,833	11,637	15,474	4,182	12,574
Nonwhite.....	104	935	11	27	44	48	6	77	1,098	201	320
Renter occupied.....	2,119	41,109	3,642	6,688	3,902	2,361	2,170	13,392	32,597	5,598	7,621
White.....	2,076	35,192	3,631	6,484	3,658	2,338	2,163	12,871	27,441	5,073	6,454
Nonwhite.....	43	5,917	11	204	244	23	7	521	5,156	525	1,167
Vacant.....	322	3,018	432	741	554	1,942	265	863	2,302	694	952
Year round.....	305	2,910	424	672	518	625	256	837	2,213	593	802
Sound or deteriorating.....	297	2,615	403	647	469	586	234	791	2,055	444	765
Available for sale only.....	115	79	98	103	56	235	33	116	131	38	187
Available for rent.....	73	2,302	203	389	270	160	136	539	1,430	290	335
Balance.....	109	234	102	155	143	191	65	136	494	116	243
Dilapidated.....	8	295	21	25	49	39	22	46	158	149	37
Seasonal.....	17	108	8	69	36	1,317	9	26	89	101	150
CONDITION AND PLUMBING											
All units.....	12,507	57,653	12,853	16,850	9,544	13,634	6,274	25,969	51,471	10,675	21,467
Sound.....	12,145	49,141	11,854	15,028	7,924	12,143	5,606	23,361	40,775	8,503	19,046
With all plumbing facilities.....	12,035	44,596	11,648	14,285	7,564	11,705	5,437	21,556	37,903	7,878	18,437
Lacking only hot water.....	36	734	44	175	86	116	55	502	512	84	87
Lack'g priv. toilet or bath or run'g water.....	74	3,791	162	568	274	322	114	1,303	2,360	541	522
Deteriorating.....	282	6,754	797	1,547	1,275	1,196	554	2,139	8,847	1,457	1,898
With all plumbing facilities.....	243	5,277	694	1,317	950	969	416	1,519	6,634	1,051	1,461
Lacking only hot water.....	18	420	20	86	94	74	61	221	555	86	90
Lack'g priv. toilet or bath or run'g water.....	21	1,057	43	144	231	153	77	399	1,658	320	347
Dilapidated.....	80	1,758	242	275	345	295	114	469	1,849	715	523
Owner occupied.....	10,066	13,526	8,779	9,421	5,088	9,331	3,839	11,714	16,572	4,383	12,894
Sound.....	9,903	12,617	8,426	8,960	4,630	8,835	3,648	11,302	14,739	3,967	12,261
With all plumbing facilities.....	9,855	12,518	8,402	8,853	4,570	8,739	3,609	11,142	14,501	3,913	12,180
Lacking some or all facilities.....	48	99	24	107	60	96	39	160	238	54	81
Deteriorating.....	133	839	284	419	355	425	167	375	1,666	334	514
With all plumbing facilities.....	117	817	276	393	319	393	136	335	1,556	305	487
Lacking some or all facilities.....	16	22	8	26	36	32	31	40	110	29	27
Dilapidated.....	30	70	69	42	103	71	24	37	167	82	119
Renter occupied.....	2,119	41,109	3,642	6,688	3,902	2,361	2,170	13,392	32,597	5,598	7,621
Sound.....	1,954	34,350	3,056	5,501	2,926	1,842	1,776	11,358	24,410	4,129	5,971
With all plumbing facilities.....	1,898	30,432	2,896	4,961	2,692	1,712	1,661	9,876	22,007	3,612	5,505
Lacking some or all facilities.....	56	3,918	160	540	234	130	115	1,482	2,403	517	466
Deteriorating.....	124	5,369	435	981	792	399	327	1,648	6,665	985	1,288
With all plumbing facilities.....	108	4,156	390	818	570	352	241	1,119	4,773	677	914
Lacking some or all facilities.....	16	1,213	45	163	222	47	86	529	1,892	308	374
Dilapidated.....	41	1,390	151	206	184	120	67	386	1,522	484	362
Vacant available for sale.....	115	79	98	103	56	235	33	116	131	38	187
With all plumbing facilities.....	114	76	98	103	54	232	33	112	125	36	183
Lacking some or all facilities.....	1	3	2	3	...	4	6	2	4
Vacant available for rent.....	73	2,302	203	389	270	160	136	539	1,430	290	335
With all plumbing facilities.....	69	1,602	184	287	164	130	111	343	1,110	198	284
Lacking some or all facilities.....	4	700	19	102	106	30	25	196	320	92	51
ROOMS											
Median:											
All occupied.....	5.7	4.4	5.5	4.9	5.0	5.4	5.1	4.7	4.6	5.0	5.1
Vacant available for sale.....	5.9	5.9	5.6	5.3	5.2	5.4	...	5.0	5.0	...	6.0
Vacant available for rent.....	4.6	3.1	4.2	3.6	3.1	4.3	4.1	3.6	3.8	3.2	3.5
PERSONS											
Median: All occupied.....	3.2	2.4	3.2	2.9	3.0	3.4	3.0	3.0	2.6	2.6	3.0
VALUE											
Median (dollars):											
Owner occupied.....	...	16,600	15,800	16,200	...	20,400
Vacant available for sale.....	...	18,600	18,900	17,900	...	22,700
CONTRACT RENT											
Average (dollars):											
Renter occupied.....	...	69	52	61	...	81
Vacant available for rent.....	...	69	60	83	...	99

Table 1.--SELECTED HOUSING CHARACTERISTICS, FOR THE STATE, STANDARD METROPOLITAN STATISTICAL AREAS,
AND PLACES AND URBAN TOWNS OF 10,000 INHABITANTS OR MORE: 1960--Con.

(Median or average not shown where base is less than 50; plus (+) or minus (-) after number indicates median above or below that number)

Subject	Places and urban towns of 10,000 inhabitants or more--Con.										
	Norwich	Shelton	Stam- ford	Strat- ford town	Torring- ton	Walling- ford town	Water- bury	West Hartford town	West Haven town	Wethers- field town	Willi- mantic
All housing units.....	12,604	5,437	28,955	13,549	9,984	8,848	34,443	19,257	13,077	5,926	4,620
TENURE, COLOR, AND VACANCY STATUS											
Occupied.....	11,875	5,196	27,893	12,949	9,606	8,533	32,884	18,813	12,658	5,792	4,453
Owner occupied.....	6,469	3,662	14,966	10,344	6,035	5,995	16,293	15,148	8,978	5,177	1,970
White.....	6,393	3,657	14,996	10,141	6,002	5,990	15,893	15,140	8,835	5,164	1,966
Nonwhite.....	76	5	370	203	33	5	400	8	143	13	7
Renter occupied.....	5,406	1,534	12,927	2,605	3,571	2,538	16,591	3,665	3,680	615	2,483
White.....	5,248	1,529	11,108	2,434	3,537	2,530	15,077	3,655	3,609	614	2,444
Nonwhite.....	158	5	1,819	171	34	8	1,514	10	71	1	39
Vacant.....	729	241	1,062	600	378	315	1,559	444	419	134	167
Year round.....	712	216	931	497	356	294	1,495	433	364	131	164
Sound or deteriorating.....	616	193	895	393	336	279	1,322	432	344	124	145
Available for sale only.....	65	74	215	116	55	112	139	215	95	72	11
Available for rent.....	383	82	445	161	145	91	1,023	114	102	16	106
Balance.....	168	87	239	116	136	76	160	103	147	36	28
Dilapidated.....	96	23	36	14	20	15	173	1	20	7	19
Seasonal.....	17	25	131	193	22	21	64	11	55	3	3
CONDITION AND PLUMBING											
All units.....	12,604	5,437	28,955	13,549	9,984	8,848	34,443	19,257	13,077	5,926	4,620
Sound.....	10,004	4,777	25,402	12,390	9,100	8,419	29,633	15,106	12,293	5,718	4,025
With all plumbing facilities.....	9,417	4,583	24,282	12,085	8,607	8,217	28,037	15,040	12,005	5,694	3,650
Lacking only hot water.....	249	76	176	103	183	56	667	23	115	6	98
Lack'g priv. toilet or bath or run'g water.....	338	118	944	202	310	146	929	43	173	18	277
Deteriorating.....	2,037	504	2,699	1,031	736	344	3,739	145	623	180	460
With all plumbing facilities.....	1,679	405	1,804	928	609	255	3,009	141	518	167	336
Lacking only hot water.....	206	38	174	66	74	28	388	1	48	3	38
Lack'g priv. toilet or bath or run'g water.....	152	61	721	37	53	61	342	3	57	10	86
Dilapidated.....	563	156	854	128	148	85	1,071	6	161	28	135
Owner occupied.....	6,469	3,662	14,966	10,344	6,035	5,995	16,293	15,148	8,978	5,177	1,970
Sound.....	5,661	3,413	14,232	9,951	5,761	5,836	15,301	15,064	8,624	5,065	1,859
With all plumbing facilities.....	5,529	3,321	14,100	9,896	5,665	5,790	15,157	15,047	8,535	5,055	1,823
Lacking some or all facilities.....	132	92	132	55	96	46	144	17	89	10	36
Deteriorating.....	682	211	644	359	234	135	872	79	281	103	88
With all plumbing facilities.....	617	171	593	341	204	112	793	78	251	93	74
Lacking some or all facilities.....	65	40	51	18	30	23	79	1	30	10	14
Dilapidated.....	126	38	90	34	40	24	120	5	73	9	23
Renter occupied.....	5,406	1,534	12,927	2,605	3,571	2,538	16,591	3,665	3,680	615	2,483
Sound.....	3,921	1,181	10,224	2,018	3,036	2,314	13,272	3,608	3,322	531	2,053
With all plumbing facilities.....	3,517	1,096	9,319	1,870	2,713	2,171	12,000	3,578	3,144	518	1,736
Lacking some or all facilities.....	404	85	905	148	323	143	1,272	30	178	13	317
Deteriorating.....	1,146	261	1,975	512	448	180	2,543	57	297	73	337
With all plumbing facilities.....	925	211	1,159	481	370	126	1,992	56	238	71	236
Lacking some or all facilities.....	221	50	816	31	78	54	551	1	59	2	101
Dilapidated.....	339	92	728	75	87	44	776	...	61	11	93
Vacant available for sale.....	65	74	211	116	55	112	139	215	95	72	11
With all plumbing facilities.....	61	68	207	112	49	112	137	214	90	71	11
Lacking some or all facilities.....	4	6	4	4	6	...	2	1	5	1	...
Vacant available for rent.....	383	52	445	161	145	91	1,023	114	102	16	106
With all plumbing facilities.....	303	47	381	148	100	80	770	103	92	16	77
Lacking some or all facilities.....	80	5	64	13	45	11	253	11	10	...	29
ROOMS											
Median:											
All occupied.....	5.2	5.0	5.0	5.6	5.0	5.0	4.9	6.2	5.2	5.7	5.0
Vacant available for sale.....	5.9	5.5	6.5+	5.7	5.0	5.4	5.2	6.5+	5.3	6.0	...
Vacant available for rent.....	4.1	4.3	3.8	4.2	3.8	4.3	4.0	4.4	4.0	...	3.9
PERSONS											
Median: All occupied.....	2.9	3.3	3.1	3.3	2.9	3.3	2.9	3.0	3.2	3.3	2.8
VALUE											
Median (dollars):											
Owner occupied.....	23,500	14,200	22,700
Vacant available for sale.....	25,000+	15,900	25,000+
CONTRACT RENT											
Average (dollars):											
Renter occupied.....	87	49	100
Vacant available for rent.....	121	48	116

Table 2.--CONDITION AND PLUMBING FOR HOUSING UNITS WITH NONWHITE HOUSEHOLD HEADS, FOR THE STATE, STANDARD METROPOLITAN STATISTICAL AREAS, AND PLACES AND URBAN TOWNS OF 10,000 INHABITANTS OR MORE WITH 400 OR MORE SUCH UNITS: 1960

Condition and plumbing	The State	Standard metropolitan statistical areas								
		Bridgeport	Hartford	Meriden	New Britain	New Haven	New London-Groton-Norwich	Norwalk	Stamford	Waterbury
All occupied units.....	28,875	4,603	7,538	231	697	6,735	1,273	1,522	2,495	1,977
Owner occupied.....	6,256	1,130	1,392	27	134	1,417	397	337	458	450
Sound.....	4,650	910	1,068	23	83	935	280	258	351	358
With all plumbing facilities....	4,543	895	1,057	23	82	907	269	252	342	355
Lacking some or all facilities..	107	15	11	...	1	28	11	6	9	3
Deteriorating.....	1,297	182	256	3	41	390	81	53	90	69
With all plumbing facilities....	1,145	165	238	3	36	361	77	50	74	65
Lacking some or all facilities..	112	17	18	...	5	29	4	3	16	4
Dilapidated.....	349	38	68	1	10	92	36	26	17	23
Renter occupied.....	22,619	3,473	6,146	204	563	5,318	876	1,185	2,037	1,527
Sound.....	12,533	2,152	3,703	108	308	2,765	315	687	974	1,016
With all plumbing facilities....	11,163	1,933	3,473	98	270	2,454	282	596	746	892
Lacking some or all facilities..	1,370	219	230	10	38	311	33	91	228	124
Deteriorating.....	6,472	887	1,581	77	122	1,767	328	300	641	323
With all plumbing facilities....	4,455	513	1,320	63	91	1,312	242	148	262	251
Lacking some or all facilities..	2,017	374	261	14	31	455	86	152	379	72
Dilapidated.....	3,614	434	862	19	133	786	233	198	422	188

Condition and plumbing	Places and urban towns of 10,000 inhabitants or more							
	Bridgeport	Hartford	New Britain	New Haven	New London	Norwalk	Stamford	Waterbury
All occupied units.....	4,073	6,852	598	6,254	726	1,487	2,189	1,914
Owner occupied.....	819	935	77	1,098	201	320	370	400
Sound.....	634	710	48	671	134	243	274	319
With all plumbing facilities....	622	709	48	652	129	237	265	316
Lacking some or all facilities..	12	1	...	19	5	6	9	3
Deteriorating.....	155	195	23	356	43	51	79	62
With all plumbing facilities....	145	191	22	337	42	48	65	58
Lacking some or all facilities..	10	4	1	19	1	3	14	4
Dilapidated.....	30	30	6	71	24	26	17	19
Renter occupied.....	3,254	5,917	521	5,156	525	1,167	1,819	1,514
Sound.....	2,053	3,575	286	2,673	173	675	804	1,008
With all plumbing facilities....	1,836	3,361	250	2,367	149	584	590	884
Lacking some or all facilities..	217	214	36	306	24	91	214	124
Deteriorating.....	812	1,531	108	1,719	158	295	613	321
With all plumbing facilities....	441	1,283	86	1,285	104	145	244	250
Lacking some or all facilities..	371	248	22	434	54	150	369	71
Dilapidated.....	389	811	127	764	194	197	402	185

1960
Census
of
Housing

ADVANCE REPORTS

BUREAU OF THE CENSUS
HOUSING CHARACTERISTICS

STATES JUN 20 3 37 PM '61

LIBRARY

March 1961

HC(A1)-8

Delaware

(These figures supersede the preliminary counts published in the HC(Pl) series of reports. The present series consists of 51 reports--one each for the 50 States, and the District of Columbia--which are numbered in alphabetical order rather than in order of publication)

This report presents selected housing characteristics for each standard metropolitan statistical area (SMSA) and each place of 10,000 inhabitants or more, and any towns, townships, and counties classified as urban under specified criteria. The data represent final tabulations from the 1960 Census of Housing and are limited to characteristics which were enumerated on a 100-percent basis. Value and contract rent are not shown for places where they were enumerated for a sample consisting of every fourth housing unit.

More detailed information about items presented in this report, as well as data for all other items, will be provided in Volume I, "General Characteristics." The State reports comprising Volume I provide data for standard metropolitan statistical areas, urbanized areas, urban and rural places, and the counties. The Volume I report for the United States will contain summary data for regions, divisions, States, standard metropolitan statistical areas, and places of 50,000 inhabitants or more.

An outline of the 1960 Housing Census publication program may be obtained free of charge from the Bureau of the Census, Washington 25, D.C., or any U.S. Department of Commerce Field Office.

DEFINITIONS AND EXPLANATIONS

Standard metropolitan statistical area.--- Except in New England, a standard metropolitan statistical area (SMSA) is a county or a group of contiguous counties which contains at least one city of 50,000 inhabitants or more or "twin cities" with a combined population of at least 50,000. In addition to the county or counties, containing such a city or cities, contiguous counties are included in an SMSA if, according to certain criteria, they are essentially metropolitan in character and are socially and economically integrated with the central city.

In New England, towns and cities are the units used in defining SMSA's. Here a population density of at least 100 persons per square mile is used as the measure of metropolitan character.

In the 1950 Census reports, data were presented for standard metropolitan areas and in the 1940 Census a somewhat similar type of area called the "metropolitan district" was used.

Housing unit.---A group of rooms or a single room is regarded as a housing unit when it is occupied or intended for occupancy as separate living quarters, that is, when the



U.S. DEPARTMENT OF COMMERCE, Luther H. Hodges, *Secretary*
BUREAU OF THE CENSUS

For sale by the Bureau of the Census, Washington 25, D.C., and U.S. Department of
Commerce Field Offices. 15 cents. Complete set of 51 reports, \$6.



occupants do not live and eat with any other persons in the structure, and when there is either (1) direct access from the outside or through a common hall, or (2) a kitchen, or cooking equipment for the exclusive use of the occupants.

In the 1950 Census, the unit of enumeration was the dwelling unit. Although the definition of the housing unit in 1960 is essentially similar to that for the dwelling unit in 1950, the housing unit definition was designed to encompass all private living quarters, whereas the dwelling unit definition did not completely cover all private living accommodations.

Occupied housing unit.--A housing unit is occupied if a person or group of persons was living in it at the time of enumeration or if the occupants were only temporarily absent, for example, on vacation. However, if the persons living in the unit have their usual place of residence elsewhere, the unit is classified as vacant.

Tenure.--A housing unit is "owned or being bought" if the owner or co-owner lives in it, even if it is mortgaged or not fully paid for. All other occupied units are classified as renter occupied.

Color.--Occupied housing units are classified by the color of the head of the household. The group designated as "nonwhite" includes Negro, Indian, Japanese, Chinese, and Filipino. Persons of Mexican birth or ancestry who are not definitely Indian or of other nonwhite race are classified as white.

Persons.--All persons enumerated in the Population Census as members of the household were counted in determining the number of persons who live in the housing unit, including lodgers, foster children, wards, and resident employees who share the living quarters of the household head.

Vacant housing unit.--A housing unit is vacant if no persons were living in it at the time of enumeration, except when its occupants were only temporarily absent. Dilapidated vacant units are included if they are intended for occupancy as living quarters; however, if the vacant unit is unfit for use and beyond repair so that it is no longer considered living quarters, it is excluded from

the inventory. New units not yet occupied were enumerated as vacant housing units if construction had proceeded to the point that all the exterior windows and doors were installed and final usable floors were in place.

"Year round" vacant units are those intended for occupancy at any time of the year. "Seasonal" units are those intended for occupancy during only a season of the year.

Available vacant units are those which are on the market for year-round occupancy, are in either sound or deteriorating condition, and are being offered for rent or for sale. The group "Available for sale only" is limited to units for sale and not for rent. "Available for rent" consists of units being offered for rent and those being offered for rent or sale. Of the vacancies for year-round occupancy and in sound or deteriorating condition, "Balance" consists of units which are rented or sold and awaiting occupancy; units held for occasional use; and units held off the market for other reasons.

Rooms.--The respondent's count of rooms was accepted unless a question was raised about which rooms to count. Rooms to be counted included whole rooms used for living purposes such as living rooms, dining rooms, bedrooms, kitchens, finished attic or basement rooms, recreation rooms, lodgers' rooms, and rooms used for offices by a person living in the unit. Not to be counted as rooms were bathrooms, halls, closets, alcoves, pantries, pullman kitchens, unfinished space, and offices used only by persons not living in the unit. Partially divided rooms such as living and dining areas were to be counted separately if there were fixed or movable partitions from floor to ceiling.

Condition and plumbing facilities.--Data on condition of a housing unit are shown in combination with data for plumbing facilities. Three categories of condition were used in the 1960 Census: Sound, deteriorating, and dilapidated.

Sound housing is defined as that which has no defects, or only slight defects which are normally corrected during the course of regular maintenance. Examples of slight defects are lack of paint; slight damage to porch or steps; small cracks in walls, plaster, or chimneys; broken gutters or downspouts.

Deteriorating housing needs more repair than would be provided in the course of regular maintenance. It has one or more defects of an intermediate nature that must be corrected if the unit is to continue to provide safe and adequate shelter. Examples of such defects are shaky or unsafe porch or steps; broken plaster; rotted window sills or frames. Such defects are signs of neglect which lead to serious structural damage if not corrected.

Dilapidated housing does not provide safe and adequate shelter. It has one or more critical defects; or has a combination of intermediate defects; or is of inadequate original construction. Critical defects are those which indicate continued neglect and serious damage to the structure.

The category "With all plumbing facilities" includes units which have hot and cold running water inside the structure, and flush toilet and bathtub or shower inside the structure for the exclusive use of the people living in the housing unit being enumerated.

The category "Lacking only hot water" includes units which have flush toilet and bathtub or shower for the exclusive use of the household but which have only cold running water inside the structure.

The category "Lacking private toilet or bath or running water" includes units which either lack one or more of these facilities

or share the facilities with persons living in another housing unit.

Value--Value is the respondent's estimate of how much the property would sell for on today's market. For vacant units, it is the price asked for the property. Value data are limited to properties without business and containing only one housing unit. Trailers are excluded.

Contract rent--Contract rent is the rent agreed upon regardless of the furnishings, utilities, or services included. For vacant units, it is the amount asked for the unit.

The average contract rent, as used in this report, is the arithmetic mean. For occupied units, it is computed by dividing the sum of the rental amounts by the number of renter-occupied units; units for which no cash rent is paid are excluded from the computation. For vacant units, the total amount of rent asked is divided by the number of vacant units available for rent.

Median--The median is the theoretical value which divides a distribution of housing units into two equal groups--one group having characteristics smaller than the median, and the other having characteristics larger than the median. In the case of median rooms, for example, one-half the units have fewer rooms than the median and one-half have more rooms than the median. In computing the median, a continuous distribution is assumed.

DELAWARE— STANDARD METROPOLITAN STATISTICAL AREAS, COUNTIES, AND PLACES OF 10,000 OR MORE

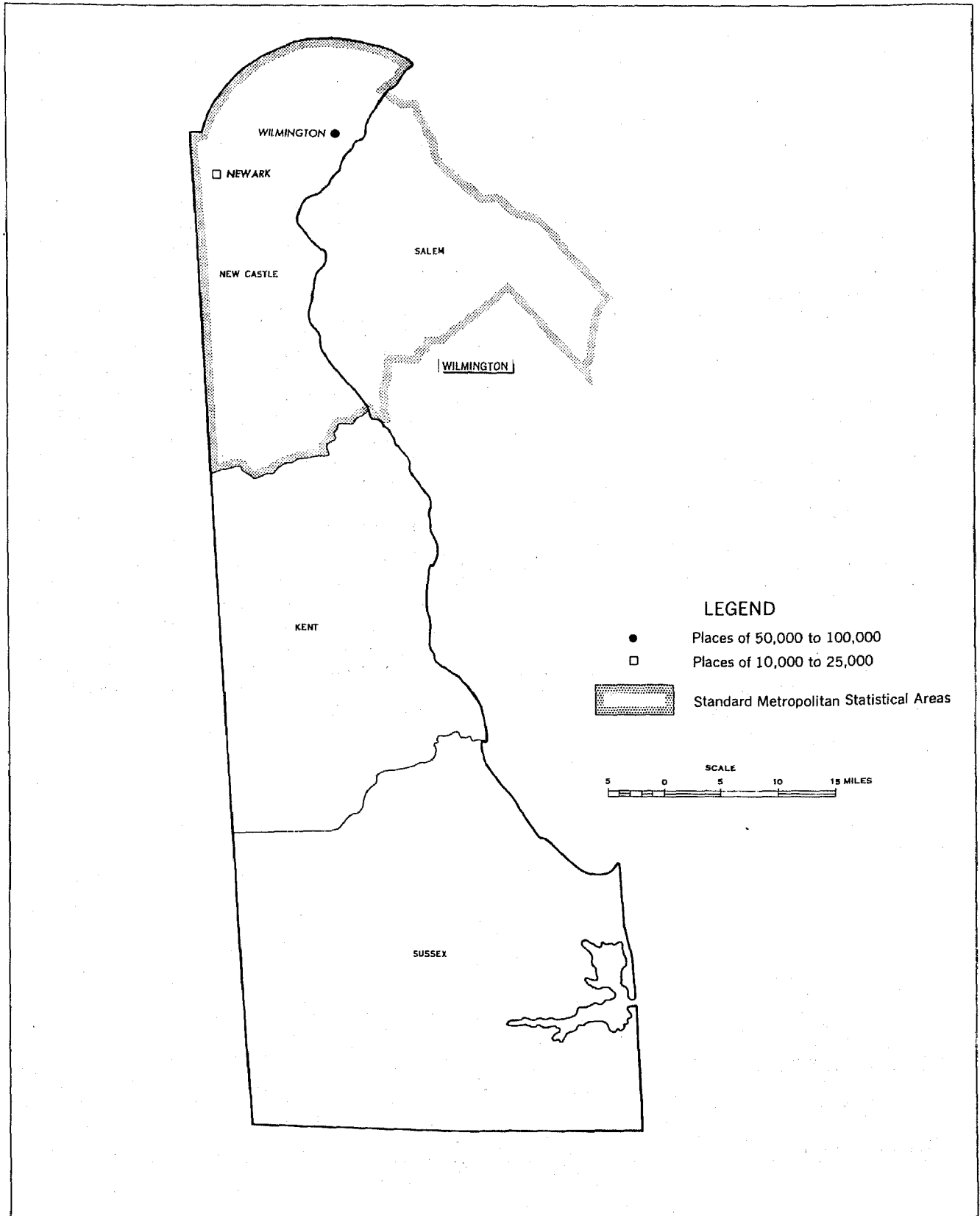


Table 1.--SELECTED HOUSING CHARACTERISTICS, FOR THE STATE, STANDARD METROPOLITAN STATISTICAL AREAS, AND PLACES OF 10,000 INHABITANTS OR MORE: 1960

(Median or average not shown where base is less than 50; plus (+) or minus (-) after number indicates median above or below that number)

Subject	The State	Wilmington Standard Metropolitan Statistical Area		Places of 10,000 inhabitants or more	
		Total	Delaware portion	Newark	Wilmington
All housing units.....	143,725	113,896	94,688	3,263	33,190
TENURE, COLOR, AND VACANCY STATUS					
Occupied.....	128,582	105,470	88,406	2,957	30,678
Owner occupied.....	86,002	72,034	60,828	1,804	15,957
White.....	79,867	67,375	57,157	1,698	13,806
Nonwhite.....	6,135	4,659	3,671	106	2,151
Renter occupied.....	42,580	33,436	27,578	1,153	14,721
White.....	33,042	26,410	21,870	1,062	9,989
Nonwhite.....	9,538	7,026	5,708	91	4,732
Vacant.....	15,143	8,426	6,282	306	2,512
Year round.....	9,089	7,302	5,987	306	2,472
Sound or deteriorating.....	8,157	6,613	5,573	288	2,215
Available for sale only.....	1,648	1,444	1,280	53	260
Available for rent.....	3,943	3,211	2,746	182	1,380
Balance.....	2,566	1,958	1,547	53	375
Dilapidated.....	932	689	484	18	257
Seasonal.....	6,054	1,124	295	...	40
CONDITION AND PLUMBING					
All units.....	143,725	113,896	94,688	3,263	33,190
Sound.....	122,406	98,373	83,940	2,847	27,019
With all plumbing facilities.....	114,454	94,823	81,667	2,745	25,937
Lacking only hot water.....	1,047	426	272	3	94
Lack'g priv. toilet or bath or run'g water.....	6,905	3,124	2,001	99	988
Deteriorating.....	15,876	11,511	8,642	298	5,126
With all plumbing facilities.....	9,634	8,635	6,935	257	4,294
Lacking only hot water.....	624	463	314	10	179
Lack'g priv. toilet or bath or run'g water.....	5,618	2,413	1,393	31	653
Dilapidated.....	5,443	4,012	2,106	118	1,045
Owner occupied.....	86,002	72,034	60,828	1,804	15,957
Sound.....	79,026	67,103	57,364	1,682	14,343
With all plumbing facilities.....	76,235	65,953	56,659	1,664	14,205
Lacking some or all facilities.....	2,791	1,150	705	18	138
Deteriorating.....	5,627	4,017	2,949	97	1,456
With all plumbing facilities.....	3,714	3,229	2,516	82	1,373
Lacking some or all facilities.....	1,913	788	433	15	83
Dilapidated.....	1,349	914	515	25	158
Renter occupied.....	42,580	33,436	27,578	1,153	14,721
Sound.....	31,869	25,227	21,785	901	11,062
With all plumbing facilities.....	28,533	23,566	20,535	835	10,282
Lacking some or all facilities.....	3,336	1,661	1,250	66	780
Deteriorating.....	7,783	6,013	4,654	177	3,029
With all plumbing facilities.....	4,578	4,427	3,612	154	2,401
Lacking some or all facilities.....	3,205	1,586	1,042	23	628
Dilapidated.....	2,928	2,196	1,139	75	630
Vacant available for sale.....	1,648	1,444	1,280	53	260
With all plumbing facilities.....	1,524	1,405	1,258	53	254
Lacking some or all facilities.....	124	39	22	...	6
Vacant available for rent.....	3,943	3,211	2,746	182	1,380
With all plumbing facilities.....	3,208	2,835	2,446	162	1,170
Lacking some or all facilities.....	735	376	300	20	210
ROOMS					
Median:					
All occupied.....	5.7	...	5.8	5.8	5.7
Vacant available for sale.....	6.2	...	6.4	6.2	6.2
Vacant available for rent.....	3.9	...	3.8	3.9	3.6
PERSONS					
Median: All occupied.....	3.1	...	3.1	3.0	2.6
VALUE					
Median (dollars):					
Owner occupied.....	10,500
Vacant available for sale.....	10,200
CONTRACT RENT					
Average (dollars):					
Renter occupied.....	65
Vacant available for rent.....	78

Table 2.--CONDITION AND PLUMBING FOR HOUSING UNITS WITH NONWHITE HOUSEHOLD HEADS, FOR THE STATE, STANDARD METROPOLITAN STATISTICAL AREAS, AND PLACES OF 10,000 INHABITANTS OR MORE WITH 400 OR MORE SUCH UNITS: 1960

Condition and plumbing	The State	Wilmington Standard Metropolitan Statistical Area	Wilmington	Condition and plumbing	The State	Wilmington Standard Metropolitan Statistical Area	Wilmington
All occupied units.....	15,673	11,685	6,883	Renter occupied.....	9,538	7,026	4,732
Owner occupied.....	6,135	4,659	2,151	Sound.....	4,296	3,213	2,561
Sound.....	4,245	3,305	1,615	With all plumbing facilities...	2,953	2,678	2,300
With all plumbing facilities...	3,525	3,028	1,581	Lacking some or all facilities...	1,343	535	261
Lacking some or all facilities...	720	277	34	Deteriorating.....	3,270	2,421	1,660
Deteriorating.....	1,275	955	436	With all plumbing facilities...	1,523	1,547	1,231
With all plumbing facilities...	621	626	392	Lacking some or all facilities...	1,747	874	429
Lacking some or all facilities...	654	329	44	Dilapidated.....	1,972	1,392	511
Dilapidated.....	615	399	100				

1960
Census
of
Housing

ADVANCE REPORTS

BUREAU OF THE CENSUS
HOUSING CHARACTERISTICS
STATES
JUN 20 3 39 PM '61
LIBRARY

March 1961

HC (A1)-9

District of Columbia

(These figures supersede the preliminary counts published in the HC(Pl) series of reports. The present series consists of 51 reports--one each for the 50 States, and the District of Columbia--which are numbered in alphabetical order rather than in order of publication)

This report presents selected housing characteristics for each standard metropolitan statistical area (SMSA) and each place of 10,000 inhabitants or more, and any towns, townships, and counties classified as urban under specified criteria. The data represent final tabulations from the 1960 Census of Housing and are limited to characteristics which were enumerated on a 100-percent basis. Value and contract rent are not shown for places where they were enumerated for a sample consisting of every fourth housing unit.

More detailed information about items presented in this report, as well as data for all other items, will be provided in Volume I, "General Characteristics." The State reports comprising Volume I provide data for standard metropolitan statistical areas, urbanized areas, urban and rural places, and the counties. The Volume I report for the United States will contain summary data for regions, divisions, States, standard metropolitan statistical areas, and places of 50,000 inhabitants or more.

An outline of the 1960 Housing Census publication program may be obtained free of charge from the Bureau of the Census, Washington 25, D.C., or any U.S. Department of Commerce Field Office.

DEFINITIONS AND EXPLANATIONS

Standard metropolitan statistical area.-- Except in New England, a standard metropolitan statistical area (SMSA) is a county or a group of contiguous counties which contains at least one city of 50,000 inhabitants or more or "twin cities" with a combined population of at least 50,000. In addition to the county or counties, containing such a city or cities, contiguous counties are included in an SMSA if, according to certain criteria, they are essentially metropolitan in character and are socially and economically integrated with the central city.

In New England, towns and cities are the units used in defining SMSA's. Here a population density of at least 100 persons per square mile is used as the measure of metropolitan character.

In the 1950 Census reports, data were presented for standard metropolitan areas and in the 1940 Census a somewhat similar type of area called the "metropolitan district" was used.

Housing unit.--A group of rooms or a single room is regarded as a housing unit when it is occupied or intended for occupancy as separate living quarters, that is, when the



U.S. DEPARTMENT OF COMMERCE, Luther H. Hodges, *Secretary*
BUREAU OF THE CENSUS

For sale by the Bureau of the Census, Washington 25, D.C., and U.S. Department of
Commerce Field Offices, 15 cents. Complete set of 51 reports, \$6.



occupants do not live and eat with any other persons in the structure, and when there is either (1) direct access from the outside or through a common hall, or (2) a kitchen or cooking equipment for the exclusive use of the occupants.

In the 1950 Census, the unit of enumeration was the dwelling unit. Although the definition of the housing unit in 1960 is essentially similar to that for the dwelling unit in 1950, the housing unit definition was designed to encompass all private living quarters, whereas the dwelling unit definition did not completely cover all private living accommodations.

Occupied housing unit.--A housing unit is occupied if a person or group of persons was living in it at the time of enumeration or if the occupants were only temporarily absent, for example, on vacation. However, if the persons living in the unit have their usual place of residence elsewhere, the unit is classified as vacant.

Tenure.--A housing unit is "owned or being bought" if the owner or co-owner lives in it, even if it is mortgaged or not fully paid for. All other occupied units are classified as renter occupied.

Color.--Occupied housing units are classified by the color of the head of the household. The group designated as "nonwhite" includes Negro, Indian, Japanese, Chinese, and Filipino. Persons of Mexican birth or ancestry who are not definitely Indian or of other nonwhite race are classified as white.

Persons.--All persons enumerated in the Population Census as members of the household were counted in determining the number of persons who live in the housing unit, including lodgers, foster children, wards, and resident employees who share the living quarters of the household head.

Vacant housing unit.--A housing unit is vacant if no persons were living in it at the time of enumeration, except when its occupants were only temporarily absent. Dilapidated vacant units are included if they are intended for occupancy as living quarters; however, if the vacant unit is unfit for use and beyond repair so that it is no longer considered living quarters, it is excluded from

the inventory. New units not yet occupied were enumerated as vacant housing units if construction had proceeded to the point that all the exterior windows and doors were installed and final usable floors were in place.

"Year round" vacant units are those intended for occupancy at any time of the year. "Seasonal" units are those intended for occupancy during only a season of the year.

Available vacant units are those which are on the market for year-round occupancy, are in either sound or deteriorating condition, and are being offered for rent or for sale. The group "Available for sale only" is limited to units for sale and not for rent. "Available for rent" consists of units being offered for rent and those being offered for rent or sale. Of the vacancies for year-round occupancy and in sound or deteriorating condition, "Balance" consists of units which are rented or sold and awaiting occupancy; units held for occasional use; and units held off the market for other reasons.

Rooms.--The respondent's count of rooms was accepted unless a question was raised about which rooms to count. Rooms to be counted included whole rooms used for living purposes such as living rooms, dining rooms, bedrooms, kitchens, finished attic or basement rooms, recreation rooms, lodgers' rooms, and rooms used for offices by a person living in the unit. Not to be counted as rooms were bathrooms, halls, closets, alcoves, pantries, pullman kitchens, unfinished space, and offices used only by persons not living in the unit. Partially divided rooms such as living and dining areas were to be counted separately if there were fixed or movable partitions from floor to ceiling.

Condition and plumbing facilities.--Data on condition of a housing unit are shown in combination with data for plumbing facilities. Three categories of condition were used in the 1960 Census: Sound, deteriorating, and dilapidated.

Sound housing is defined as that which has no defects, or only slight defects which are normally corrected during the course of regular maintenance. Examples of slight defects are lack of paint; slight damage to porch or steps; small cracks in walls, plaster, or chimneys; broken gutters or downspouts.

Deteriorating housing needs more repair than would be provided in the course of regular maintenance. It has one or more defects of an intermediate nature that must be corrected if the unit is to continue to provide safe and adequate shelter. Examples of such defects are shaky or unsafe porch or steps; broken plaster; rotted window sills or frames. Such defects are signs of neglect which lead to serious structural damage if not corrected.

Dilapidated housing does not provide safe and adequate shelter. It has one or more critical defects; or has a combination of intermediate defects; or is of inadequate original construction. Critical defects are those which indicate continued neglect and serious damage to the structure.

The category "With all plumbing facilities" includes units which have hot and cold running water inside the structure, and flush toilet and bathtub or shower inside the structure for the exclusive use of the people living in the housing unit being enumerated.

The category "Lacking only hot water" includes units which have flush toilet and bathtub or shower for the exclusive use of the household but which have only cold running water inside the structure.

The category "Lacking private toilet or bath or running water" includes units which either lack one or more of these facilities

or share the facilities with persons living in another housing unit.

Value.--Value is the respondent's estimate of how much the property would sell for on today's market. For vacant units, it is the price asked for the property. Value data are limited to properties without business and containing only one housing unit. Trailers are excluded.

Contract rent.--Contract rent is the rent agreed upon regardless of the furnishings, utilities, or services included. For vacant units, it is the amount asked for the unit.

The average contract rent, as used in this report, is the arithmetic mean. For occupied units, it is computed by dividing the sum of the rental amounts by the number of renter-occupied units; units for which no cash rent is paid are excluded from the computation. For vacant units, the total amount of rent asked is divided by the number of vacant units available for rent.

Median.--The median is the theoretical value which divides a distribution of housing units into two equal groups--one group having characteristics smaller than the median, and the other having characteristics larger than the median. In the case of median rooms, for example, one-half the units have fewer rooms than the median and one-half have more rooms than the median. In computing the median, a continuous distribution is assumed.

WASHINGTON (D.C.-MD.-VA.) STANDARD METROPOLITAN STATISTICAL AREA

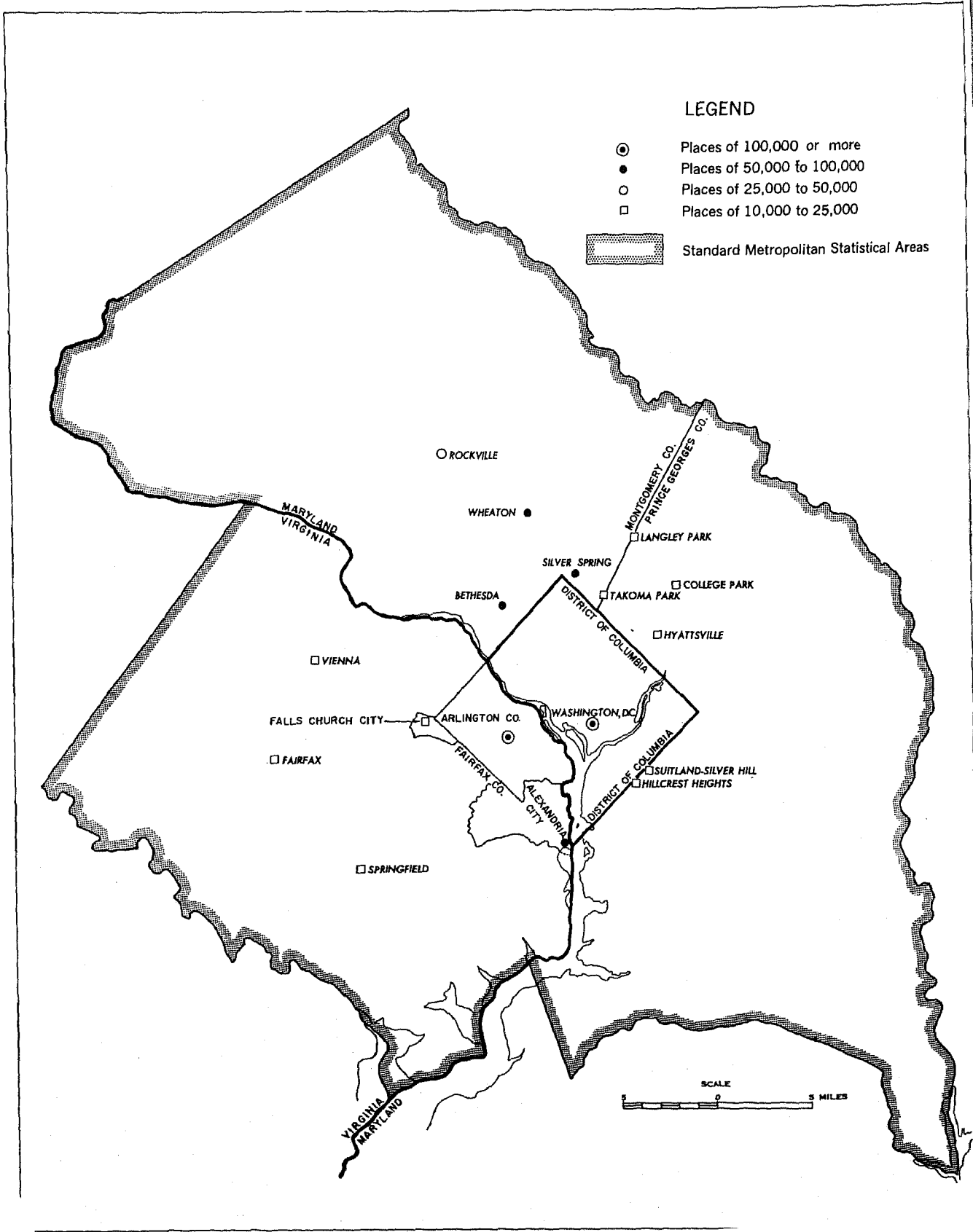


Table 1.--SELECTED HOUSING CHARACTERISTICS, FOR THE DISTRICT OF COLUMBIA AND THE WASHINGTON (D.C.-MD.-VA.)
STANDARD METROPOLITAN STATISTICAL AREA: 1960

(Median or average not shown where base is less than 50; plus (+) or minus (-) after number indicates median above or below that number)

Subject	The District	Washington (D.C.-Md.-Va.) Standard Metropolitan Statistical Area	Subject	The District	Washington (D.C.-Md.-Va.) Standard Metropolitan Statistical Area
All housing units.....	262,641	619,970	CONDITION AND PLUMBING--Con.		
TENURE, COLOR, AND VACANCY STATUS					
Occupied.....	252,066	592,223	Renter occupied.....	176,492	303,125
Owner occupied.....	75,574	289,098	Sound.....	156,156	271,810
White.....	39,532	244,543	With all plumbing facilities.....	143,777	254,654
Nonwhite.....	36,042	44,555	Lacking some or all facilities.....	14,379	17,156
Renter occupied.....	176,492	303,125	Deteriorating.....	17,286	24,897
White.....	101,232	220,174	With all plumbing facilities.....	13,016	18,058
Nonwhite.....	75,260	82,951	Lacking some or all facilities.....	4,270	6,839
Vacant.....	10,575	27,747	Dilapidated.....	3,050	6,418
Year round.....	10,221	26,646	Vacant available for sale.....	894	5,466
Sound or deteriorating.....	9,790	25,572	With all plumbing facilities.....	870	5,356
Available for sale only.....	894	5,466	Lacking some or all facilities.....	24	110
Available for rent.....	6,947	13,770	Vacant available for rent.....	6,947	13,770
Balance.....	1,949	6,336	With all plumbing facilities.....	5,181	11,686
Dilapidated.....	431	1,074	Lacking some or all facilities.....	1,766	2,084
Seasonal.....	354	1,102	ROOMS		
CONDITION AND PLUMBING					
All units.....	262,641	619,970	Median:		
Sound.....	235,628	572,046	All occupied.....	3.9	...
With all plumbing facilities.....	218,719	548,841	Vacant available for sale.....	6.2	...
Lacking only hot water.....	259	749	Vacant available for rent.....	2.9	...
Lacking priv. toilet or bath or run'g water.....	16,650	22,456	PERSONS		
Deteriorating.....	23,143	38,110	Median: All occupied.....	2.3	...
With all plumbing facilities.....	18,095	28,320	VALUE		
Lacking only hot water.....	116	479	Median (dollars):		
Lacking priv. toilet or bath or run'g water.....	4,932	9,311	Owner occupied.....	15,500	...
Dilapidated.....	3,870	9,814	Vacant available for sale.....	16,200	...
Owner occupied.....	75,574	289,098	CONTRACT RENT		
Sound.....	70,752	276,249	Average (dollars):		
With all plumbing facilities.....	69,812	272,503	Renter occupied.....	82	...
Lacking some or all facilities.....	940	3,746	Vacant available for rent.....	85	...
Deteriorating.....	4,438	10,595			
With all plumbing facilities.....	4,192	8,686			
Lacking some or all facilities.....	246	1,909			
Dilapidated.....	384	2,254			

Table 2.--CONDITION AND PLUMBING FOR HOUSING UNITS WITH NONWHITE HOUSEHOLD HEADS, FOR THE DISTRICT OF COLUMBIA
AND THE WASHINGTON (D.C.-MD.-VA.) STANDARD METROPOLITAN STATISTICAL AREA: 1960

Condition and plumbing	The District	Washington (D.C.-Md.-Va.) Standard Metropolitan Statistical Area	Condition and plumbing	The District	Washington (D.C.-Md.-Va.) Standard Metropolitan Statistical Area
All occupied units.....	111,302	127,506	Renter occupied.....	75,260	82,951
Owner occupied.....	36,042	44,555	Sound.....	60,630	64,898
Sound.....	32,533	38,462	With all plumbing facilities.....	54,281	57,853
With all plumbing facilities.....	31,896	36,892	Lacking some or all facilities.....	6,349	7,045
Lacking some or all facilities.....	637	1,570	Deteriorating.....	12,247	13,921
Deteriorating.....	3,220	4,766	With all plumbing facilities.....	9,361	9,977
With all plumbing facilities.....	3,011	3,800	Lacking some or all facilities.....	2,886	3,944
Lacking some or all facilities.....	209	966	Dilapidated.....	2,383	4,132
Dilapidated.....	289	1,327			

1960
Census
of
Housing

ADVANCE REPORTS

HOUSING CHARACTERISTICS

STATES
JUN 20 3 39 PM '61

March 1961

LIBRARY

HC(A1)-10

Florida

(These figures supersede the preliminary counts published in the HC(Fl) series of reports. The present series consists of 51 reports--one each for the 50 States, and the District of Columbia--which are numbered in alphabetical order rather than in order of publication)

This report presents selected housing characteristics for each standard metropolitan statistical area (SMSA) and each place of 10,000 inhabitants or more, and any towns, townships, and counties classified as urban under specified criteria. The data represent final tabulations from the 1960 Census of Housing and are limited to characteristics which were enumerated on a 100-percent basis. Value and contract rent are not shown for places where they were enumerated for a sample consisting of every fourth housing unit.

More detailed information about items presented in this report, as well as data for all other items, will be provided in Volume I, "General Characteristics." The State reports comprising Volume I provide data for standard metropolitan statistical areas, urbanized areas, urban and rural places, and the counties. The Volume I report for the United States will contain summary data for regions, divisions, States, standard metropolitan statistical areas, and places of 50,000 inhabitants or more.

An outline of the 1960 Housing Census publication program may be obtained free of charge from the Bureau of the Census, Washington 25, D.C., or any U.S. Department of Commerce Field Office.

DEFINITIONS AND EXPLANATIONS

Standard metropolitan statistical area.-- Except in New England, a standard metropolitan statistical area (SMSA) is a county or a group of contiguous counties which contains at least one city of 50,000 inhabitants or more or "twin cities" with a combined population of at least 50,000. In addition to the county or counties, containing such a city or cities, contiguous counties are included in an SMSA if, according to certain criteria, they are essentially metropolitan in character and are socially and economically integrated with the central city.

In New England, towns and cities are the units used in defining SMSA's. Here a population density of at least 100 persons per square mile is used as the measure of metropolitan character.

In the 1950 Census reports, data were presented for standard metropolitan areas and in the 1940 Census a somewhat similar type of area called the "metropolitan district" was used.

Housing unit.--A group of rooms or a single room is regarded as a housing unit when it is occupied or intended for occupancy as separate living quarters, that is, when the



U.S. DEPARTMENT OF COMMERCE, Luther H. Hodges, *Secretary*
BUREAU OF THE CENSUS

For sale by the Bureau of the Census, Washington 25, D.C., and U.S. Department of Commerce Field Offices, 15 cents. Complete set of 51 reports, \$6.



occupants do not live and eat with any other persons in the structure, and when there is either (1) direct access from the outside or through a common hall, or (2) a kitchen or cooking equipment for the exclusive use of the occupants.

In the 1950 Census, the unit of enumeration was the dwelling unit. Although the definition of the housing unit in 1960 is essentially similar to that for the dwelling unit in 1950, the housing unit definition was designed to encompass all private living quarters, whereas the dwelling unit definition did not completely cover all private living accommodations.

Occupied housing unit.--A housing unit is occupied if a person or group of persons was living in it at the time of enumeration or if the occupants were only temporarily absent, for example, on vacation. However, if the persons living in the unit have their usual place of residence elsewhere, the unit is classified as vacant.

Tenure.--A housing unit is "owned or being bought" if the owner or co-owner lives in it, even if it is mortgaged or not fully paid for. All other occupied units are classified as renter occupied.

Color.--Occupied housing units are classified by the color of the head of the household. The group designated as "nonwhite" includes Negro, Indian, Japanese, Chinese, and Filipino. Persons of Mexican birth or ancestry who are not definitely Indian or of other nonwhite race are classified as white.

Persons.--All persons enumerated in the Population Census as members of the household were counted in determining the number of persons who live in the housing unit, including lodgers, foster children, wards, and resident employees who share the living quarters of the household head.

Vacant housing unit.--A housing unit is vacant if no persons were living in it at the time of enumeration, except when its occupants were only temporarily absent. Dilapidated vacant units are included if they are intended for occupancy as living quarters; however, if the vacant unit is unfit for use and beyond repair so that it is no longer considered living quarters, it is excluded from

the inventory. New units not yet occupied were enumerated as vacant housing units if construction had proceeded to the point that all the exterior windows and doors were installed and final usable floors were in place.

"Year round" vacant units are those intended for occupancy at any time of the year. "Seasonal" units are those intended for occupancy during only a season of the year.

Available vacant units are those which are on the market for year-round occupancy, are in either sound or deteriorating condition, and are being offered for rent or for sale. The group "Available for sale only" is limited to units for sale and not for rent. "Available for rent" consists of units being offered for rent and those being offered for rent or sale. Of the vacancies for year-round occupancy and in sound or deteriorating condition, "Balance" consists of units which are rented or sold and awaiting occupancy; units held for occasional use; and units held off the market for other reasons.

Rooms.--The respondent's count of rooms was accepted unless a question was raised about which rooms to count. Rooms to be counted included whole rooms used for living purposes such as living rooms, dining rooms, bedrooms, kitchens, finished attic or basement rooms, recreation rooms, lodgers' rooms, and rooms used for offices by a person living in the unit. Not to be counted as rooms were bathrooms, halls, closets, alcoves, pantries, pullman kitchens, unfinished space, and offices used only by persons not living in the unit. Partially divided rooms such as living and dining areas were to be counted separately if there were fixed or movable partitions from floor to ceiling.

Condition and plumbing facilities.--Data on condition of a housing unit are shown in combination with data for plumbing facilities. Three categories of condition were used in the 1960 Census: Sound, deteriorating, and dilapidated.

Sound housing is defined as that which has no defects, or only slight defects which are normally corrected during the course of regular maintenance. Examples of slight defects are lack of paint; slight damage to porch or steps; small cracks in walls, plaster, or chimneys; broken gutters or downspouts.

Deteriorating housing needs more repair than would be provided in the course of regular maintenance. It has one or more defects of an intermediate nature that must be corrected if the unit is to continue to provide safe and adequate shelter. Examples of such defects are shaky or unsafe porch or steps; broken plaster; rotted window sills or frames. Such defects are signs of neglect which lead to serious structural damage if not corrected.

Dilapidated housing does not provide safe and adequate shelter. It has one or more critical defects; or has a combination of intermediate defects; or is of inadequate original construction. Critical defects are those which indicate continued neglect and serious damage to the structure.

The category "With all plumbing facilities" includes units which have hot and cold running water inside the structure, and flush toilet and bathtub or shower inside the structure for the exclusive use of the people living in the housing unit being enumerated.

The category "Lacking only hot water" includes units which have flush toilet and bathtub or shower for the exclusive use of the household but which have only cold running water inside the structure.

The category "Lacking private toilet or bath or running water" includes units which either lack one or more of these facilities

or share the facilities with persons living in another housing unit.

Value.--Value is the respondent's estimate of how much the property would sell for on today's market. For vacant units, it is the price asked for the property. Value data are limited to properties without business and containing only one housing unit. Trailers are excluded.

Contract rent.--Contract rent is the rent agreed upon regardless of the furnishings, utilities, or services included. For vacant units, it is the amount asked for the unit.

The average contract rent, as used in this report, is the arithmetic mean. For occupied units, it is computed by dividing the sum of the rental amounts by the number of renter-occupied units; units for which no cash rent is paid are excluded from the computation. For vacant units, the total amount of rent asked is divided by the number of vacant units available for rent.

Median.--The median is the theoretical value which divides a distribution of housing units into two equal groups--one group having characteristics smaller than the median, and the other having characteristics larger than the median. In the case of median rooms, for example, one-half the units have fewer rooms than the median and one-half have more rooms than the median. In computing the median, a continuous distribution is assumed.

FLORIDA - STANDARD METROPOLITAN STATISTICAL AREAS, COUNTIES, AND PLACES OF 10,000 OR MORE

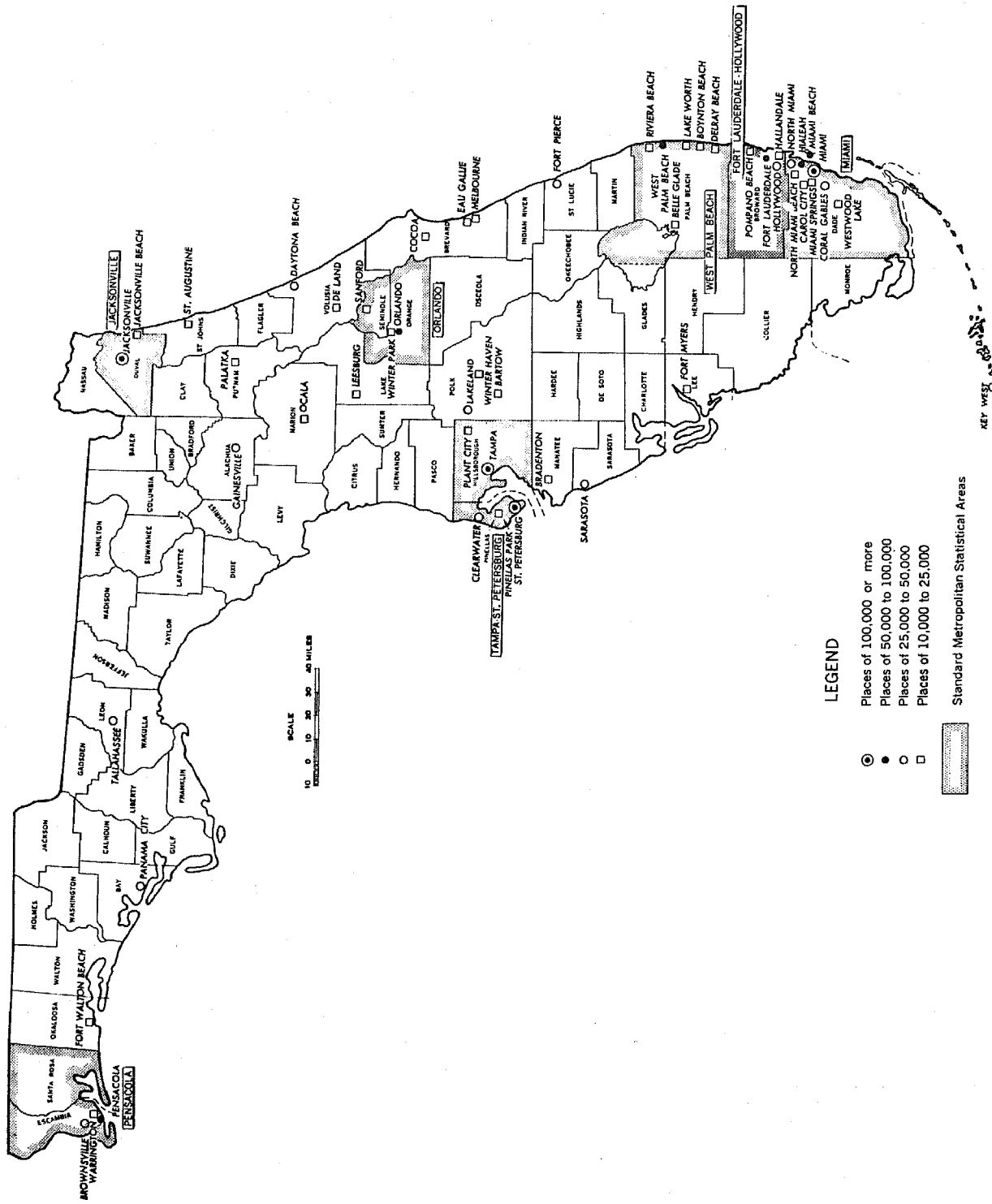


Table 1.--SELECTED HOUSING CHARACTERISTICS, FOR THE STATE, STANDARD METROPOLITAN STATISTICAL AREAS, AND PLACES OF 10,000 INHABITANTS OR MORE: 1960--Con.

(Median or average not shown where base is less than 50; plus (+) or minus (-) after number indicates median above or below that number)

Subject	Places of 10,000 inhabitants or more--Con.										
	Daytona Beach	De Land	Delray Beach	Eau Gallie	Fort Lauderdale	Fort Myers	Fort Pierce	Fort Walton Beach	Gainesville	Hallandale	Hialeah
All housing units.....	16,015	4,110	4,830	3,926	34,984	8,143	8,632	3,565	8,395	4,097	20,564
TENURE, COLOR, AND VACANCY STATUS											
Occupied.....	13,860	3,652	3,915	3,521	29,021	7,279	7,563	3,265	7,749	3,336	19,161
Owner occupied.....	7,722	2,489	2,582	2,826	18,337	4,635	4,484	2,009	3,598	2,003	15,700
White.....	6,256	2,126	1,939	2,772	16,952	4,079	3,360	1,884	2,915	1,681	15,616
Nonwhite.....	1,466	363	643	54	1,385	596	1,124	125	683	322	84
Renter occupied.....	6,138	1,163	1,333	695	10,684	2,644	3,079	1,256	4,151	1,333	3,461
White.....	4,209	803	725	616	7,267	1,632	1,282	952	2,946	622	3,304
Nonwhite.....	1,929	360	608	79	3,417	1,012	1,797	304	1,205	711	157
Vacant.....	2,155	458	915	405	5,963	864	1,069	300	646	721	1,403
Year round.....	1,566	314	349	348	3,967	390	903	264	556	719	1,269
Sound or deteriorating.....	1,508	273	338	338	3,935	365	822	229	485	706	1,246
Available for sale only.....	204	72	106	116	782	111	117	91	87	66	308
Available for rent.....	1,057	115	154	135	2,267	161	587	70	319	355	681
Balance.....	247	86	78	87	886	93	118	68	79	285	297
Dilapidated.....	43	41	11	10	32	25	81	35	71	13	23
Seasonal.....	589	144	566	57	1,996	474	166	36	90	2	134
CONDITION AND PLUMBING											
All units.....	16,015	4,110	4,830	3,926	34,984	8,143	8,632	3,565	8,395	4,097	20,564
Sound.....	13,474	3,356	4,000	3,226	32,738	6,030	6,456	2,981	6,321	3,629	19,680
With all plumbing facilities.....	12,437	3,143	3,867	3,545	31,900	5,654	5,841	2,903	5,720	3,401	19,490
Lacking only hot water.....	304	77	88	8	501	208	314	6	310	136	48
Lacking priv. toilet or bath or run'g water.....	733	136	45	36	337	168	301	72	291	92	142
Deteriorating.....	2,200	517	575	198	1,940	1,303	1,280	322	1,455	310	631
With all plumbing facilities.....	1,203	292	348	157	1,218	756	440	284	788	148	492
Lacking only hot water.....	431	70	196	16	455	249	341	13	370	96	63
Lacking priv. toilet or bath or run'g water.....	566	155	31	25	267	298	499	25	297	66	76
Dilapidated.....	341	237	255	139	306	810	896	262	619	118	253
Owner occupied.....	7,722	2,489	2,582	2,826	18,337	4,635	4,484	2,009	3,598	2,003	15,700
Sound.....	6,968	2,227	2,250	2,726	17,818	3,997	3,912	1,883	3,128	1,854	15,372
With all plumbing facilities.....	6,722	2,159	2,199	2,704	17,579	3,855	3,697	1,876	2,997	1,725	15,321
Lacking some or all facilities.....	246	68	51	22	239	142	215	7	131	129	51
Deteriorating.....	680	196	234	50	452	495	393	71	355	111	259
With all plumbing facilities.....	420	127	155	38	336	348	151	62	240	57	227
Lacking some or all facilities.....	260	69	79	12	116	147	242	9	115	54	32
Dilapidated.....	74	66	98	50	67	143	179	55	115	38	69
Renter occupied.....	6,138	1,163	1,333	695	10,684	2,644	3,079	1,256	4,151	1,333	3,461
Sound.....	4,786	792	930	529	9,272	1,398	1,696	881	2,774	1,100	3,029
With all plumbing facilities.....	4,169	680	866	512	8,727	1,191	1,361	819	2,347	1,008	2,943
Lacking some or all facilities.....	617	112	64	17	545	207	335	62	427	92	86
Deteriorating.....	1,154	249	269	93	1,209	641	768	203	946	166	275
With all plumbing facilities.....	541	120	137	73	664	302	214	176	438	69	196
Lacking some or all facilities.....	613	129	132	20	545	339	554	27	508	97	79
Dilapidated.....	198	122	134	73	203	605	615	172	431	67	157
Vacant available for sale.....	204	72	106	116	782	111	117	91	87	66	308
With all plumbing facilities.....	197	72	103	115	779	107	115	91	84	66	308
Lacking some or all facilities.....	7	...	3	1	3	4	2	...	3
Vacant available for rent.....	1,057	115	154	135	2,267	161	587	70	319	355	681
With all plumbing facilities.....	873	94	143	123	2,198	143	513	62	273	340	618
Lacking some or all facilities.....	184	21	11	12	69	18	74	8	46	15	63
ROOMS											
Median:											
All occupied.....	4.5	4.8	4.6	5.0	4.5	4.8	4.3	4.9	4.6	3.7	4.9
Vacant available for sale.....	5.1	5.0	5.0	5.1	4.6	4.9	4.8	5.3	5.2	4.6	5.0
Vacant available for rent.....	3.0	3.2	3.5	3.2	3.1	3.4	2.7	3.4	3.4	2.9	2.9
PERSONS											
Median: All occupied.....	2.2	2.2	2.4	3.3	2.3	2.5	2.7	3.6	2.7	2.4	3.3
VALUE											
Median (dollars):											
Owner occupied.....	11,800	14,700
Vacant available for sale.....	12,300	19,800
CONTRACT RENT											
Average (dollars):											
Renter occupied.....	58	86
Vacant available for rent.....	69	115

Table 1.--SELECTED HOUSING CHARACTERISTICS, FOR THE STATE, STANDARD METROPOLITAN STATISTICAL AREAS, AND PLACES OF 10,000 INHABITANTS OR MORE: 1960--Con.

(Median or average not shown where base is less than 50; plus (+) or minus (-) after number indicates median above or below that number)

Subject	Places of 10,000 inhabitants or more--Con.										
	Holly-wood	Jackson-ville	Jackson-ville Beach	Key West	Lake-land	Lake Worth	Lees-burg	Mel-bourne	Miami	Miami Beach	Miami Springs
All housing units.....	15,409	67,507	4,727	10,190	14,695	9,898	3,857	3,842	120,017	38,608	3,908
TENURE, COLOR, AND VACANCY STATUS											
Occupied.....	12,830	62,387	3,773	9,110	13,247	8,393	3,538	3,511	107,825	29,684	3,592
Owner occupied.....	9,426	30,983	2,247	3,469	8,542	6,117	2,180	2,539	45,706	6,321	2,794
White.....	9,266	22,500	2,128	3,182	7,723	6,057	1,904	2,222	43,209	6,315	2,793
Nonwhite.....	160	8,483	119	287	819	60	276	317	2,497	6	1
Renter occupied.....	3,404	31,404	1,526	5,641	4,705	2,276	1,358	972	62,119	23,363	798
White.....	3,010	18,208	1,355	4,839	3,222	2,160	751	776	45,349	23,320	795
Nonwhite.....	394	13,196	171	802	1,483	116	607	196	16,770	43	3
Vacant.....	2,579	5,120	954	1,080	1,448	1,505	319	331	12,192	8,924	316
Year round.....	1,680	4,897	516	1,060	1,161	1,081	246	140	10,698	5,110	207
Sound or deteriorating.....	1,654	4,203	500	972	1,064	1,050	219	136	10,097	5,082	207
Available for sale only.....	386	346	83	36	173	176	55	43	750	196	46
Available for rent.....	922	3,343	338	781	697	619	125	67	8,331	4,365	126
Balance.....	346	514	79	155	194	255	39	26	1,016	521	35
Dilapidated.....	26	694	16	88	97	31	27	4	601	28	...
Seasonal.....	899	223	438	20	287	424	73	191	1,494	3,814	109
CONDITION AND PLUMBING											
All units.....	15,409	67,507	4,727	10,190	14,695	9,898	3,857	3,842	120,017	38,608	3,908
Sound.....	14,515	47,102	4,341	8,469	12,225	9,272	2,955	3,332	102,034	37,850	3,880
With all plumbing facilities.....	14,397	41,535	4,220	7,511	11,578	9,053	2,730	3,144	95,968	36,800	3,785
Lacking only hot water.....	61	2,131	59	734	252	66	131	110	1,397	53	30
Lack'g priv. toilet or bath or run'g water.....	57	3,436	62	224	395	153	94	78	4,669	997	65
Deteriorating.....	742	14,694	329	1,038	1,810	481	468	434	13,564	6,028	27
With all plumbing facilities.....	607	6,821	235	539	1,115	385	184	311	8,748	508	27
Lacking only hot water.....	63	3,338	20	332	332	54	132	34	1,677	1	...
Lack'g priv. toilet or bath or run'g water.....	72	4,535	74	167	363	42	152	89	3,139	117	...
Dilapidated.....	152	5,711	57	683	660	145	434	76	4,419	132	1
Owner occupied.....	9,426	30,983	2,247	3,469	8,542	6,117	2,180	2,539	45,706	6,321	2,794
Sound.....	9,146	25,731	2,170	3,025	7,780	5,881	1,997	2,390	42,487	6,272	2,778
With all plumbing facilities.....	9,103	24,137	2,149	2,705	7,576	5,818	1,935	2,319	41,754	6,238	2,752
Lacking some or all facilities.....	43	1,594	21	320	204	63	62	71	733	34	26
Deteriorating.....	226	4,384	67	316	572	202	124	127	2,601	38	15
With all plumbing facilities.....	190	2,898	55	152	423	164	72	100	2,173	36	15
Lacking some or all facilities.....	36	1,486	12	164	149	38	52	27	428	2	...
Dilapidated.....	54	868	10	128	190	34	59	22	618	11	1
Renter occupied.....	3,404	31,404	1,526	5,641	4,705	2,276	1,358	972	62,119	23,363	798
Sound.....	2,976	18,406	1,352	4,581	3,320	2,015	739	736	49,778	22,860	791
With all plumbing facilities.....	2,920	15,030	1,290	4,032	2,980	1,897	600	630	45,556	22,195	755
Lacking some or all facilities.....	56	3,356	62	549	340	118	139	106	4,222	665	36
Deteriorating.....	357	8,892	153	594	1,018	182	287	191	9,182	428	7
With all plumbing facilities.....	287	3,249	105	297	531	140	90	143	5,534	376	7
Lacking some or all facilities.....	70	5,643	48	297	487	42	197	48	3,648	52	...
Dilapidated.....	71	4,106	21	466	367	79	332	45	3,159	75	...
Vacant available for sale.....	386	346	83	36	173	176	55	43	750	196	46
With all plumbing facilities.....	381	311	81	35	165	175	53	43	734	195	44
Lacking some or all facilities.....	5	35	2	1	8	1	2	...	16	1	2
Vacant available for rent.....	922	3,343	338	781	697	619	125	67	8,331	4,365	126
With all plumbing facilities.....	900	2,171	299	686	608	586	97	58	6,707	4,133	97
Lacking some or all facilities.....	22	1,172	39	95	89	33	28	9	1,624	232	29
ROOMS											
Median:											
All occupied.....	4.7	4.7	4.8	4.3	5.0	4.6	4.7	4.8	4.0	2.7	5.3
Vacant available for sale.....	5.1	5.3	5.3	...	5.2	4.9	4.9	...	5.1	6.5+	...
Vacant available for rent.....	2.8	3.3	3.4	3.0	3.3	3.1	3.4	3.7	2.6	2.3	2.2
PERSONS											
Median: All occupied.....	2.3	2.6	2.8	3.0	2.5	2.1	2.7	3.0	2.2	1.9	2.9
VALUE											
Median (dollars):											
Owner occupied.....	15,300	9,300	11,700	13,200	25,000+	...
Vacant available for sale.....	17,800	9,500	11,700	14,500	25,000+	...
CONTRACT RENT											
Average (dollars):											
Renter occupied.....	86	51	54	74	116	...
Vacant available for rent.....	91	58	62	77	121	...

Table 1.--SELECTED HOUSING CHARACTERISTICS, FOR THE STATE, STANDARD METROPOLITAN STATISTICAL AREAS, AND PLACES OF 10,000 INHABITANTS OR MORE: 1960--Con.

(Median or average not shown where base is less than 50; plus (+) or minus (-) after number indicates median above or below that number)

Subject	Places of 10,000 inhabitants or more--Con.										
	North Miami	North Miami Beach	Coala	Orlando	Palatka	Panama City	Pensa-cola	Pinellas Park	Plant City	Pompano Beach	Riviera Beach
All housing units.....	10,419	7,829	4,762	31,829	3,504	10,675	18,346	4,122	5,240	6,535	4,783
TENURE, COLOR, AND VACANCY STATUS											
Occupied.....	9,362	7,037	4,401	29,251	3,199	9,598	16,921	3,589	4,779	5,279	4,257
Owner occupied.....	7,834	5,818	2,584	16,782	1,677	5,898	10,848	3,109	3,194	3,524	3,097
White.....	7,830	5,683	1,910	15,549	1,265	5,029	8,413	3,106	2,658	3,072	2,214
Nonwhite.....	4	135	674	1,233	412	869	2,435	3	536	452	883
Renter occupied.....	1,528	1,219	1,817	12,469	1,522	3,700	6,073	480	1,585	1,755	1,160
White.....	1,525	1,207	1,048	8,125	663	2,522	3,546	480	896	995	665
Nonwhite.....	3	12	769	4,344	859	1,178	2,527	...	689	760	495
Vacant.....	1,057	792	361	2,578	305	1,077	1,425	533	461	1,256	526
Year round.....	944	716	316	2,247	265	955	1,283	502	344	1,007	297
Sound or deteriorating.....	938	705	283	2,123	215	776	1,055	495	299	989	270
Available for sale only.....	206	258	52	453	23	123	277	274	39	269	113
Available for rent.....	475	274	120	1,326	162	535	560	148	192	428	135
Balance.....	257	173	111	344	30	118	218	73	68	292	22
Dilapidated.....	6	11	33	124	50	179	228	7	45	18	27
Seasonal.....	113	76	45	331	40	122	142	31	117	249	229
CONDITION AND PLUMBING											
All units.....	10,419	7,829	4,762	31,829	3,504	10,675	18,346	4,122	5,240	6,535	4,783
Sound.....	10,079	7,664	3,832	27,257	2,212	8,000	12,499	4,049	3,812	5,783	4,306
With all plumbing facilities.....	10,049	7,652	3,189	25,655	1,884	7,546	11,581	3,874	3,288	5,584	4,083
Lacking only hot water.....	15	3	338	591	147	244	206	54	303	145	108
Lack'g priv. toilet or bath or run'g water.....	15	9	305	1,001	181	210	712	121	221	54	115
Deteriorating.....	301	136	615	3,637	878	2,003	4,190	55	899	530	332
With all plumbing facilities.....	291	122	200	1,869	218	1,202	2,483	36	425	230	151
Lacking only hot water.....	5	9	258	763	236	270	351	10	246	228	113
Lack'g priv. toilet or bath or run'g water.....	5	5	357	1,005	424	531	1,356	9	228	72	68
Dilapidated.....	39	29	115	935	414	672	1,657	18	529	222	145
Owner occupied.....	7,834	5,818	2,584	16,782	1,677	5,898	10,848	3,109	3,194	3,524	3,097
Sound.....	7,592	5,745	2,324	15,906	1,360	4,998	8,661	3,079	2,633	3,310	2,865
With all plumbing facilities.....	7,579	5,740	2,100	15,727	1,264	4,791	8,358	2,956	2,356	3,251	2,722
Lacking some or all facilities.....	13	5	224	179	96	207	303	123	277	59	143
Deteriorating.....	215	64	233	767	225	698	1,697	22	367	169	187
With all plumbing facilities.....	207	57	90	614	92	464	1,192	18	202	78	94
Lacking some or all facilities.....	8	7	143	153	133	234	505	4	165	91	93
Dilapidated.....	27	9	27	109	92	202	490	8	194	45	45
Renter occupied.....	1,528	1,219	1,817	12,469	1,522	3,700	6,073	480	1,585	1,755	1,160
Sound.....	1,460	1,162	1,245	9,255	688	2,403	2,996	457	868	1,332	962
With all plumbing facilities.....	1,455	1,159	864	8,036	473	2,193	2,462	416	677	1,253	892
Lacking some or all facilities.....	5	3	381	1,219	215	210	534	41	191	79	70
Deteriorating.....	63	48	521	2,518	579	1,033	2,146	20	431	266	126
With all plumbing facilities.....	61	42	86	1,008	98	529	1,064	10	180	106	49
Lacking some or all facilities.....	2	6	435	1,510	481	504	1,082	10	251	160	77
Dilapidated.....	5	9	51	696	255	264	931	3	286	157	72
Vacant available for sale.....	206	258	52	453	23	123	277	274	39	269	113
With all plumbing facilities.....	204	258	41	447	23	118	269	273	32	221	110
Lacking some or all facilities.....	2	...	11	6	...	5	8	1	7	48	3
Vacant available for rent.....	475	274	120	1,326	162	535	560	148	192	428	135
With all plumbing facilities.....	473	270	83	1,117	128	489	412	142	119	403	126
Lacking some or all facilities.....	2	4	37	209	34	46	148	6	73	25	9
ROOMS											
Median:											
All occupied.....	4.9	5.0	4.9	4.8	4.8	4.9	5.0	4.3	4.6	4.3	4.1
Vacant available for sale.....	5.0	4.3	5.4	5.3	...	5.1	5.5	4.2	...	4.2	4.8
Vacant available for rent.....	2.7	3.3	3.3	3.2	3.9	3.9	3.2	3.2	2.9	2.9	3.1
PERSONS											
Median: All occupied.....	2.8	2.7	2.5	2.5	3.0	3.1	2.9	2.5	2.6	2.4	2.4
VALUE											
Median (dollars):											
Owner occupied.....	13,800	11,300
Vacant available for sale.....	14,300	16,300
CONTRACT RENT											
Average (dollars):											
Renter occupied.....	66	46
Vacant available for rent.....	86	53

Table 1.--SELECTED HOUSING CHARACTERISTICS, FOR THE STATE, STANDARD METROPOLITAN STATISTICAL AREAS, AND PLACES OF 10,000 INHABITANTS OR MORE: 1960--Con.

(Median or average not shown where base is less than 50; plus (+) or minus (-) after number indicates median above or below that number)

Subject	Places of 10,000 inhabitants or more--Con.										
	St. Augustine	St. Petersburg	Sanford	Sarasota	Tallahassee	Tampa	War-rington (uninc.)	West Palm Beach	Westwood Lakes (uninc.)	Winter Haven	Winter Park
All housing units.....	5,123	81,346	6,021	14,997	13,917	94,936	5,464	22,411	6,557	6,161	6,266
TENURE, COLOR, AND VACANCY STATUS											
Occupied.....	4,678	70,734	5,532	12,385	12,968	88,208	4,867	19,882	5,992	5,350	5,735
Owner occupied.....	2,915	51,113	3,407	8,419	7,187	60,038	3,078	11,133	5,709	3,330	4,116
White.....	2,392	49,123	2,993	7,837	5,493	55,301	2,872	9,851	5,701	2,993	3,709
Nonwhite.....	523	1,990	814	582	1,694	4,737	206	1,032	8	377	407
Renter occupied.....	1,763	19,621	2,125	3,966	5,781	28,170	1,789	8,749	283	2,020	1,619
White.....	1,349	15,161	1,074	3,093	3,395	20,187	1,651	5,675	282	1,384	1,049
Nonwhite.....	414	4,460	1,051	873	2,386	7,983	138	3,074	1	636	570
Vacant.....	445	10,612	489	2,612	949	6,728	597	2,529	565	811	531
Year round.....	362	5,648	454	2,123	885	5,073	568	1,922	549	681	421
Sound or deteriorating.....	315	5,497	376	2,080	802	5,497	550	1,887	544	616	402
Available for sale only.....	62	2,052	83	279	200	1,186	65	279	291	109	157
Available for rent.....	162	2,672	221	1,205	474	3,341	409	1,392	42	361	127
Balance.....	91	773	72	596	128	970	76	216	211	146	118
Dilapidated.....	47	151	78	43	83	576	18	35	5	65	19
Seasonal.....	83	4,964	35	489	64	655	29	607	16	130	110
CONDITION AND PLUMBING											
All units.....	5,123	81,346	6,021	14,997	13,917	94,936	5,464	22,411	6,557	6,161	6,266
Sound.....	4,220	73,493	4,354	13,703	11,020	77,297	4,987	19,224	6,456	4,243	5,434
With all plumbing facilities.....	3,806	70,249	4,019	13,031	9,972	70,968	4,851	18,413	6,442	4,100	5,354
Lacking only hot water.....	312	750	149	217	432	3,677	50	439	4	58	27
Lack'g priv. toilet or bath or run'g water.....	102	2,494	186	455	616	2,652	86	372	10	85	53
Deteriorating.....	658	6,319	963	969	2,098	12,820	418	2,729	72	1,175	572
With all plumbing facilities.....	353	4,790	383	615	979	7,016	350	1,373	69	864	392
Lacking only hot water.....	233	729	144	159	326	3,850	21	819	3	145	74
Lack'g priv. toilet or bath or run'g water.....	72	800	436	195	793	1,954	47	537	...	166	106
Dilapidated.....	245	1,534	704	325	799	4,819	59	458	29	743	260
Owner occupied.....	2,915	51,113	3,407	8,419	7,187	60,038	3,078	11,133	5,709	3,330	4,116
Sound.....	2,555	48,608	2,834	8,041	6,405	53,474	2,948	10,452	5,659	2,710	3,864
With all plumbing facilities.....	2,369	47,826	2,657	7,784	6,090	50,671	2,869	10,287	5,651	2,677	3,834
Lacking some or all facilities.....	186	782	177	257	315	2,803	79	165	8	33	30
Deteriorating.....	289	2,155	351	287	625	5,243	106	611	39	520	213
With all plumbing facilities.....	177	1,986	184	218	346	3,538	82	458	36	454	171
Lacking some or all facilities.....	112	169	167	69	279	1,705	24	153	3	66	42
Dilapidated.....	71	350	222	91	157	1,321	24	70	11	100	39
Renter occupied.....	1,763	19,621	2,125	3,966	5,781	28,170	1,789	8,749	283	2,020	1,619
Sound.....	1,338	15,540	1,197	3,264	3,932	19,102	1,563	6,575	257	971	1,096
With all plumbing facilities.....	1,153	13,712	1,062	2,940	3,283	16,156	1,525	6,004	256	893	1,050
Lacking some or all facilities.....	185	1,828	135	324	649	2,946	38	571	1	78	46
Deteriorating.....	300	3,126	524	513	1,301	6,185	209	1,829	13	518	321
With all plumbing facilities.....	143	1,953	157	275	525	2,728	174	721	13	304	195
Lacking some or all facilities.....	157	1,173	367	238	776	3,457	35	1,108	...	214	126
Dilapidated.....	125	955	404	189	348	2,883	17	345	13	531	202
Vacant available for sale.....	62	2,052	83	279	200	1,186	65	279	291	109	157
With all plumbing facilities.....	55	2,033	82	278	195	1,124	63	273	290	106	156
Lacking some or all facilities.....	7	19	1	1	5	62	2	6	1	3	1
Vacant available for rent.....	162	2,672	221	1,205	474	3,341	409	1,392	42	361	127
With all plumbing facilities.....	124	2,393	177	1,133	369	2,485	394	1,288	41	326	120
Lacking some or all facilities.....	38	279	44	72	105	856	15	104	1	35	7
ROOMS											
Median:											
All occupied.....	5.0	4.6	5.0	4.6	4.8	4.8	5.0	4.6	5.0	4.9	5.2
Vacant available for sale.....	5.1	4.8	5.2	5.1	5.2	5.0	5.0	5.1	5.1	5.4	5.6
Vacant available for rent.....	3.8	2.9	3.6	3.3	3.7	3.2	3.8	3.0	...	3.0	3.8
PERSONS											
Median: All occupied.....	2.4	2.1	2.8	2.2	2.9	2.7	3.2	2.3	3.7	2.5	2.4
VALUE											
Median (dollars):											
Owner occupied.....	...	12,300	9,400	...	13,400
Vacant available for sale.....	...	13,300	10,800	...	14,000
CONTRACT RENT											
Average (dollars):											
Renter occupied.....	...	69	52	...	67
Vacant available for rent.....	...	78	59	...	73

Table 2.--CONDITION AND PLUMBING FOR HOUSING UNITS WITH NONWHITE HOUSEHOLD HEADS, FOR THE STATE, STANDARD METROPOLITAN STATISTICAL AREAS, AND PLACES OF 10,000 INHABITANTS OR MORE WITH 400 OR MORE SUCH UNITS: 1960

Condition and plumbing	The State	Standard metropolitan statistical areas							Places of 10,000 inhabitants or more		
		Fort Lauderdale-Hollywood	Jacksonville	Miami	Orlando	Pensacola	Tampa-St. Petersburg	West Palm Beach	Bartow	Belle Glade (uninc.)	
All occupied units.....	224,237	13,120	27,248	35,969	13,318	9,351	23,668	14,445	1,063	2,698	
Owner occupied.....	91,097	4,516	12,435	10,041	5,018	4,973	8,817	3,733	506	293	
Sound.....	53,829	2,978	8,310	8,366	2,820	2,398	5,684	2,554	383	162	
With all plumbing facilities....	38,868	2,472	6,593	7,590	2,050	1,614	4,466	2,116	308	103	
Lacking some or all facilities..	14,961	506	1,717	776	770	784	1,218	438	75	59	
Deteriorating.....	24,371	1,049	2,954	1,186	1,374	1,754	2,090	917	103	94	
With all plumbing facilities....	8,042	443	1,305	724	459	690	936	464	42	27	
Lacking some or all facilities..	16,329	606	1,649	462	915	1,064	1,154	453	61	67	
Dilapidated.....	12,897	489	1,171	489	824	821	1,043	262	20	37	
Renter occupied.....	133,140	8,604	14,813	25,928	8,300	4,378	14,851	10,712	557	2,405	
Sound.....	60,187	5,178	5,810	18,183	3,545	1,018	6,757	4,744	267	1,197	
With all plumbing facilities....	39,664	4,222	3,913	15,366	2,391	342	4,734	2,209	132	207	
Lacking some or all facilities..	20,523	956	1,897	2,817	1,154	676	2,023	2,535	135	990	
Deteriorating.....	43,494	1,932	5,298	5,045	2,788	2,104	4,739	4,009	203	650	
With all plumbing facilities....	7,353	448	850	1,689	444	686	985	541	48	19	
Lacking some or all facilities..	34,141	1,484	4,448	3,356	2,344	1,418	3,754	3,468	155	631	
Dilapidated.....	31,459	1,494	3,705	2,700	1,967	1,256	3,355	1,959	87	558	

Condition and plumbing	Places of 10,000 inhabitants or more--Con.									
	Boynton Beach	Bradenton	Browns-ville (uninc.)	Clear-water	Cocoa	Coral Gables	Daytona Beach	De Land	Delray Beach	Fort Lauderdale
All occupied units.....	595	1,165	1,299	1,268	848	494	3,395	723	1,251	4,802
Owner occupied.....	242	426	618	432	377	91	1,466	363	643	1,385
Sound.....	185	204	221	237	299	81	971	213	373	1,176
With all plumbing facilities....	93	161	148	199	242	58	862	156	330	1,021
Lacking some or all facilities..	92	43	73	38	57	23	109	57	43	155
Deteriorating.....	51	120	249	136	61	7	443	100	185	172
With all plumbing facilities....	2	54	106	71	28	2	220	39	107	72
Lacking some or all facilities..	49	66	143	65	33	5	223	61	78	100
Dilapidated.....	6	102	148	59	17	3	52	50	85	37
Renter occupied.....	353	739	681	936	471	403	1,929	360	608	3,417
Sound.....	239	347	76	451	261	323	1,074	123	280	2,594
With all plumbing facilities....	127	176	35	317	130	213	855	48	221	2,154
Lacking some or all facilities..	112	171	41	124	131	110	219	75	59	440
Deteriorating.....	92	189	391	295	130	71	706	137	216	670
With all plumbing facilities....	11	24	246	43	25	15	206	21	86	185
Lacking some or all facilities..	81	165	145	252	125	56	500	116	130	485
Dilapidated.....	22	203	214	190	60	9	149	100	112	153

Condition and plumbing	Places of 10,000 inhabitants or more--Con.									
	Fort Myers	Fort Pierce	Fort Walton Beach	Gaines-ville	Hallan-dale	Hollywood	Jackson-ville	Key West	Lakeland	Leesburg
All occupied units.....	1,568	2,921	429	1,888	1,033	554	21,679	1,089	2,302	883
Owner occupied.....	556	1,124	125	683	322	160	8,483	287	819	276
Sound.....	253	685	66	415	233	73	5,546	146	450	154
With all plumbing facilities....	189	522	63	305	184	61	4,343	76	369	119
Lacking some or all facilities..	64	163	3	110	49	12	1,203	70	81	35
Deteriorating.....	189	280	21	174	59	54	2,329	79	196	77
With all plumbing facilities....	90	72	16	75	26	25	1,119	21	111	38
Lacking some or all facilities..	99	208	5	99	33	29	1,210	58	85	39
Dilapidated.....	114	159	38	94	30	33	608	62	173	45
Renter occupied.....	1,012	1,797	304	1,205	711	394	13,196	802	1,483	607
Sound.....	200	630	118	383	535	311	5,139	364	706	160
With all plumbing facilities....	70	370	67	134	451	303	3,535	210	563	79
Lacking some or all facilities..	130	260	51	249	84	8	1,604	154	143	81
Deteriorating.....	268	585	60	467	115	34	4,882	158	458	163
With all plumbing facilities....	34	72	39	61	29	11	803	41	82	17
Lacking some or all facilities..	234	513	21	406	86	23	4,079	117	376	146
Dilapidated.....	544	582	126	355	61	49	3,175	280	319	284

Table 2.--CONDITION AND PLUMBING FOR HOUSING UNITS WITH NONWHITE HOUSEHOLD HEADS, FOR THE STATE, STANDARD METROPOLITAN STATISTICAL AREAS, AND PLACES OF 10,000 INHABITANTS OR MORE WITH 400 OR MORE SUCH UNITS: 1960--Con.

Condition and plumbing	Places of 10,000 inhabitants or more--Con.									
	Melbourne	Miami	Ocala	Orlando	Palatka	Panama City	Pensacola	Plant City	Pompano Beach	Riviera Beach
All occupied units.....	513	19,067	1,443	5,577	1,271	2,047	4,962	1,225	1,212	1,378
Owner occupied.....	317	2,497	674	1,233	412	869	2,435	536	452	833
Sound.....	286	1,896	472	933	197	460	1,201	314	292	724
With all plumbing facilities....	237	1,726	300	860	125	340	975	174	247	652
Lacking some or all facilities..	49	170	172	67	72	120	226	140	45	72
Deteriorating.....	18	348	181	259	144	297	905	103	123	123
With all plumbing facilities....	5	230	55	141	35	130	492	32	36	58
Lacking some or all facilities..	13	118	126	118	109	167	413	71	87	65
Dilapidated.....	13	253	21	41	71	112	329	119	37	36
Renter occupied.....	196	16,570	769	4,344	859	1,178	2,527	689	760	495
Sound.....	134	11,680	331	2,424	173	487	601	289	456	345
With all plumbing facilities....	74	10,019	59	1,744	26	328	225	156	405	280
Lacking some or all facilities..	60	1,661	272	680	147	159	376	133	51	65
Deteriorating.....	30	3,087	403	1,469	466	522	1,233	171	171	97
With all plumbing facilities....	5	1,121	17	204	26	77	361	13	20	25
Lacking some or all facilities..	25	1,966	386	1,265	440	445	872	158	151	72
Dilapidated.....	32	1,803	35	451	220	169	693	229	133	53

Condition and plumbing	Places of 10,000 inhabitants or more--Con.									
	St. Augustine	St. Petersburg	Sanford	Sarasota	Tallahassee	Tampa	West Palm Beach	Winter Haven	Winter Park	
All occupied units.....	937	6,450	1,865	1,455	4,080	12,720	4,356	1,013	977	
Owner occupied.....	523	1,990	814	582	1,694	4,737	1,282	377	407	
Sound.....	318	1,629	396	454	1,125	2,900	923	178	242	
With all plumbing facilities....	226	1,474	242	385	827	2,193	831	161	223	
Lacking some or all facilities..	92	155	154	69	298	707	92	17	19	
Deteriorating.....	160	258	211	80	429	1,278	321	129	126	
With all plumbing facilities....	70	181	67	43	167	584	203	87	91	
Lacking some or all facilities..	90	77	144	37	262	694	118	42	35	
Dilapidated.....	45	103	207	48	140	559	38	70	39	
Renter occupied.....	414	4,460	1,051	873	2,386	7,983	3,074	636	570	
Sound.....	153	2,348	331	547	1,092	3,513	1,434	121	154	
With all plumbing facilities....	47	1,826	237	353	499	2,362	1,108	90	128	
Lacking some or all facilities..	106	522	94	194	593	1,151	326	31	26	
Deteriorating.....	159	1,461	340	183	817	2,429	1,337	148	228	
With all plumbing facilities....	22	536	29	42	105	344	338	42	118	
Lacking some or all facilities..	137	925	311	141	712	2,085	999	106	110	
Dilapidated.....	102	651	380	143	477	2,041	303	367	188	

1960
Census
of
Housing

ADVANCE REPORTS

BUREAU OF THE CENSUS
HOUSING CHARACTERISTICS

STATES
MAR 21 2 13 PM '61

LIBRARY

March 1961

HC(A1)11

Georgia

(These figures supersede the preliminary counts published in the HC(P1) series of reports. The present series consists of 51 reports--one each for the 50 States, and the District of Columbia--which are numbered in alphabetical order rather than in order of publication)

This report presents selected housing characteristics for each standard metropolitan statistical area (SMSA) and each place of 10,000 inhabitants or more, and any towns, townships, and counties classified as urban under specified criteria. The data represent final tabulations from the 1960 Census of Housing and are limited to characteristics which were enumerated on a 100-percent basis. Value and contract rent are not shown for places where they were enumerated for a sample consisting of every fourth housing unit.

More detailed information about items presented in this report, as well as data for all other items, will be provided in Volume I, "General Characteristics." The State reports comprising Volume I provide data for standard metropolitan statistical areas, urbanized areas, urban and rural places, and the counties. The Volume I report for the United States will contain summary data for regions, divisions, States, standard metropolitan statistical areas, and places of 50,000 inhabitants or more.

An outline of the 1960 Housing Census publication program may be obtained free of charge from the Bureau of the Census, Washington 25, D.C., or any U.S. Department of Commerce Field Office.

DEFINITIONS AND EXPLANATIONS

Standard metropolitan statistical area.-- Except in New England, a standard metropolitan statistical area (SMSA) is a county or a group of contiguous counties which contains at least one city of 50,000 inhabitants or more or "twin cities" with a combined population of at least 50,000. In addition to the county or counties, containing such a city or cities, contiguous counties are included in an SMSA if, according to certain criteria, they are essentially metropolitan in character and are socially and economically integrated with the central city.

In New England, towns and cities are the units used in defining SMSA's. Here a population density of at least 100 persons per square mile is used as the measure of metropolitan character.

In the 1950 Census reports, data were presented for standard metropolitan areas and in the 1940 Census a somewhat similar type of area called the "metropolitan district" was used.

Housing unit.--A group of rooms or a single room is regarded as a housing unit when it is occupied or intended for occupancy as separate living quarters, that is, when the



U.S. DEPARTMENT OF COMMERCE, Luther H. Hodges, *Secretary*
BUREAU OF THE CENSUS

For sale by the Bureau of the Census, Washington 25, D.C., and U.S. Department of
Commerce Field Offices, 15 cents. Complete set of 51 reports, \$6.



occupants do not live and eat with any other persons in the structure, and when there is either (1) direct access from the outside or through a common hall, or (2) a kitchen or cooking equipment for the exclusive use of the occupants.

In the 1950 Census, the unit of enumeration was the dwelling unit. Although the definition of the housing unit in 1960 is essentially similar to that for the dwelling unit in 1950, the housing unit definition was designed to encompass all private living quarters, whereas the dwelling unit definition did not completely cover all private living accommodations.

Occupied housing unit.--A housing unit is occupied if a person or group of persons was living in it at the time of enumeration or if the occupants were only temporarily absent, for example, on vacation. However, if the persons living in the unit have their usual place of residence elsewhere, the unit is classified as vacant.

Tenure.--A housing unit is "owned or being bought" if the owner or co-owner lives in it, even if it is mortgaged or not fully paid for. All other occupied units are classified as renter occupied.

Color.--Occupied housing units are classified by the color of the head of the household. The group designated as "nonwhite" includes Negro, Indian, Japanese, Chinese, and Filipino. Persons of Mexican birth or ancestry who are not definitely Indian or of other nonwhite race are classified as white.

Persons.--All persons enumerated in the Population Census as members of the household were counted in determining the number of persons who live in the housing unit, including lodgers, foster children, wards, and resident employees who share the living quarters of the household head.

Vacant housing unit.--A housing unit is vacant if no persons were living in it at the time of enumeration, except when its occupants were only temporarily absent. Dilapidated vacant units are included if they are intended for occupancy as living quarters; however, if the vacant unit is unfit for use and beyond repair so that it is no longer considered living quarters, it is excluded from

the inventory. New units not yet occupied were enumerated as vacant housing units if construction had proceeded to the point that all the exterior windows and doors were installed and final usable floors were in place.

"Year round" vacant units are those intended for occupancy at any time of the year. "Seasonal" units are those intended for occupancy during only a season of the year.

Available vacant units are those which are on the market for year-round occupancy, are in either sound or deteriorating condition, and are being offered for rent or for sale. The group "Available for sale only" is limited to units for sale and not for rent. "Available for rent" consists of units being offered for rent and those being offered for rent or sale. Of the vacancies for year-round occupancy and in sound or deteriorating condition, "Balance" consists of units which are rented or sold and awaiting occupancy; units held for occasional use; and units held off the market for other reasons.

Rooms.--The respondent's count of rooms was accepted unless a question was raised about which rooms to count. Rooms to be counted included whole rooms used for living purposes such as living rooms, dining rooms, bedrooms, kitchens, finished attic or basement rooms, recreation rooms, lodgers' rooms, and rooms used for offices by a person living in the unit. Not to be counted as rooms were bathrooms, halls, closets, alcoves, pantries, pullman kitchens, unfinished space, and offices used only by persons not living in the unit. Partially divided rooms such as living and dining areas were to be counted separately if there were fixed or movable partitions from floor to ceiling.

Condition and plumbing facilities.--Data on condition of a housing unit are shown in combination with data for plumbing facilities. Three categories of condition were used in the 1960 Census: Sound, deteriorating, and dilapidated.

Sound housing is defined as that which has no defects, or only slight defects which are normally corrected during the course of regular maintenance. Examples of slight defects are lack of paint; slight damage to porch or steps; small cracks in walls, plaster, or chimneys; broken gutters or downspouts.

Deteriorating housing needs more repair than would be provided in the course of regular maintenance. It has one or more defects of an intermediate nature that must be corrected if the unit is to continue to provide safe and adequate shelter. Examples of such defects are shaky or unsafe porch or steps; broken plaster; rotted window sills or frames. Such defects are signs of neglect which lead to serious structural damage if not corrected.

Dilapidated housing does not provide safe and adequate shelter. It has one or more critical defects; or has a combination of intermediate defects; or is of inadequate original construction. Critical defects are those which indicate continued neglect and serious damage to the structure.

The category "With all plumbing facilities" includes units which have hot and cold running water inside the structure, and flush toilet and bathtub or shower inside the structure for the exclusive use of the people living in the housing unit being enumerated.

The category "Lacking only hot water" includes units which have flush toilet and bathtub or shower for the exclusive use of the household but which have only cold running water inside the structure.

The category "Lacking private toilet or bath or running water" includes units which either lack one or more of these facilities

or share the facilities with persons living in another housing unit.

Value.--Value is the respondent's estimate of how much the property would sell for on today's market. For vacant units, it is the price asked for the property. Value data are limited to properties without business and containing only one housing unit. Trailers are excluded.


Contract rent.--Contract rent is the rent agreed upon regardless of the furnishings, utilities, or services included. For vacant units, it is the amount asked for the unit.

The average contract rent, as used in this report, is the arithmetic mean. For occupied units, it is computed by dividing the sum of the rental amounts by the number of renter-occupied units; units for which no cash rent is paid are excluded from the computation. For vacant units, the total amount of rent asked is divided by the number of vacant units available for rent.

Median.--The median is the theoretical value which divides a distribution of housing units into two equal groups--one group having characteristics smaller than the median, and the other having characteristics larger than the median. In the case of median rooms, for example, one-half the units have fewer rooms than the median and one-half have more rooms than the median. In computing the median, a continuous distribution is assumed.

GEORGIA— STANDARD METROPOLITAN STATISTICAL AREAS, COUNTIES, AND PLACES OF 10,000 OR MORE

LEGEND

- ⊙ Places of 100,000 or more
- Places of 50,000 to 100,000
- Places of 25,000 to 50,000
- Places of 10,000 to 25,000
-  Standard Metropolitan Statistical Areas

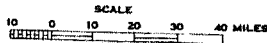
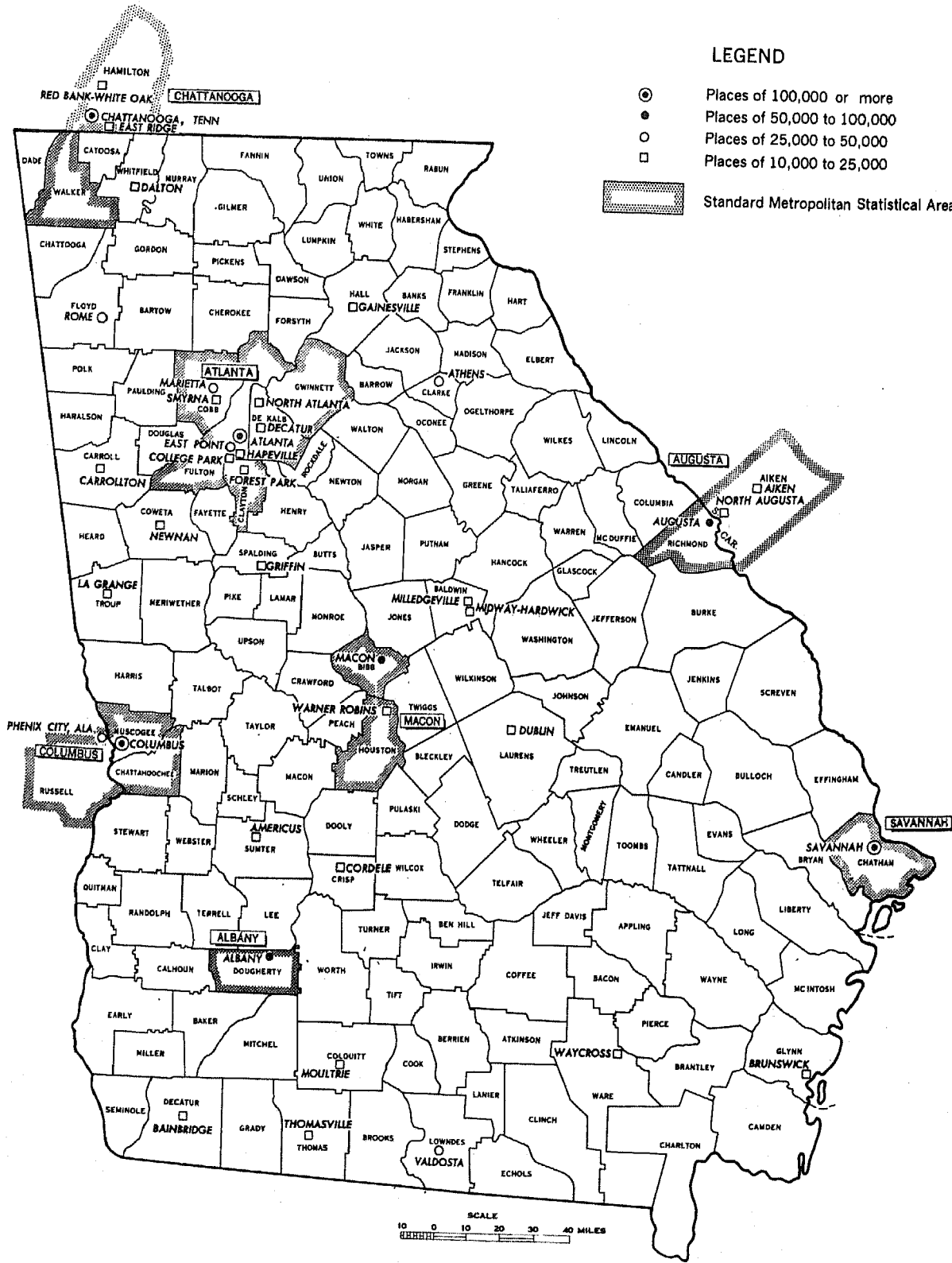


Table 1.--SELECTED HOUSING CHARACTERISTICS, FOR THE STATE, STANDARD METROPOLITAN STATISTICAL AREAS, AND PLACES OF 10,000 INHABITANTS OR MORE: 1960--Con.

(Median or average not shown where base is less than 50; plus (+) or minus (-) after number indicates median above or below that number)

Subject	Places of 10,000 inhabitants or more										
	Albany	Americus	Athens	Atlanta	Augusta	Bain-bridge	Brunswick	Carrollton	College Park	Columbus	Cordelia
All housing units.....	16,358	4,249	8,806	154,097	22,054	3,916	6,738	3,231	6,877	35,565	3,423
TENURE, COLOR, AND VACANCY STATUS											
Occupied.....	15,592	4,024	8,478	145,915	20,543	3,561	6,294	3,120	6,544	33,693	3,170
Owner occupied.....	6,520	2,006	3,952	66,550	9,316	2,149	3,072	1,634	4,262	14,548	1,469
White.....	5,274	1,397	2,881	52,461	6,385	1,412	2,018	1,478	3,898	12,197	932
Nonwhite.....	1,246	609	1,071	14,089	2,931	737	1,054	156	364	2,351	537
Renter occupied.....	9,072	2,018	4,526	79,365	11,227	1,412	3,222	1,486	2,282	19,145	1,701
White.....	4,939	782	3,124	45,266	5,815	815	1,826	1,062	1,771	13,378	752
Nonwhite.....	4,133	1,236	1,402	34,099	5,412	597	1,396	424	511	5,767	949
Vacant.....	766	225	328	8,182	1,511	355	444	111	333	1,872	253
Year round.....	748	218	305	7,724	1,376	280	421	53	328	1,827	243
Sound or deteriorating.....	643	141	262	6,627	1,086	232	376	48	297	1,572	183
Available for sale only.....	109	24	20	1,579	118	28	34	10	65	285	10
Available for rent.....	446	65	198	4,131	799	147	276	29	159	1,118	150
Balance.....	88	52	44	917	169	57	66	9	73	169	23
Dilapidated.....	105	77	43	1,097	290	48	45	5	31	255	60
Seasonal.....	18	7	23	458	135	75	23	58	5	45	10
CONDITION AND PLUMBING											
All units.....	16,358	4,249	8,806	154,097	22,054	3,916	6,738	3,231	6,877	35,565	3,423
Sound.....	11,849	2,246	6,172	119,476	14,955	2,637	4,773	2,732	5,720	26,654	1,776
With all plumbing facilities.....	11,023	2,064	5,711	113,408	13,357	2,268	4,046	2,310	5,478	25,022	1,555
Lacking only hot water.....	403	32	86	1,131	763	101	276	59	35	285	65
Lacking priv. toilet or bath or run'g water.....	423	150	375	4,937	835	268	451	363	207	1,347	156
Deteriorating.....	2,705	1,106	1,551	22,833	5,112	898	1,416	391	764	6,123	906
With all plumbing facilities.....	1,446	436	712	13,434	2,402	262	621	131	576	3,860	374
Lacking only hot water.....	301	64	162	2,404	1,279	116	208	18	30	267	83
Lacking priv. toilet or bath or run'g water.....	958	606	677	6,995	1,431	520	587	242	158	1,996	449
Dilapidated.....	1,604	897	1,083	11,788	1,987	381	549	108	393	2,788	741
Owner occupied.....	6,520	2,006	3,952	66,550	9,316	2,149	3,072	1,634	4,262	14,548	1,469
Sound.....	5,778	1,454	3,006	58,999	7,534	1,652	2,451	1,520	3,807	12,782	989
With all plumbing facilities.....	5,634	1,360	2,818	57,499	7,188	1,445	2,168	1,359	3,713	12,430	883
Lacking some or all facilities.....	144	94	188	1,500	346	207	283	161	94	352	106
Deteriorating.....	549	393	598	6,079	1,503	364	492	96	353	1,390	316
With all plumbing facilities.....	359	197	314	4,709	1,015	134	246	45	285	1,076	140
Lacking some or all facilities.....	190	196	284	1,370	488	230	246	51	68	314	176
Dilapidated.....	193	159	348	1,472	279	133	129	18	102	376	164
Renter occupied.....	9,072	2,018	4,526	79,365	11,227	1,412	3,222	1,486	2,282	19,145	1,701
Sound.....	5,569	718	2,966	54,795	6,691	793	2,037	1,128	1,664	12,770	658
With all plumbing facilities.....	4,920	644	2,714	50,633	5,570	653	1,636	878	1,539	11,572	560
Lacking some or all facilities.....	649	74	252	4,162	1,121	140	401	250	125	1,198	98
Deteriorating.....	2,804	639	872	15,387	3,131	432	811	275	359	4,222	528
With all plumbing facilities.....	984	206	343	7,909	1,153	93	310	76	256	2,396	206
Lacking some or all facilities.....	1,020	433	529	7,478	1,978	339	501	199	103	1,826	322
Dilapidated.....	1,499	661	688	9,183	1,405	187	374	83	259	2,153	515
Vacant available for sale.....	109	24	20	1,579	118	28	34	10	65	285	10
With all plumbing facilities.....	109	22	20	1,531	102	26	33	9	64	279	7
Lacking some or all facilities.....	...	2	...	28	16	2	1	1	1	6	3
Vacant available for rent.....	446	65	198	4,131	799	147	276	29	159	1,118	150
With all plumbing facilities.....	376	37	162	3,446	525	119	221	20	129	946	115
Lacking some or all facilities.....	70	28	36	685	274	28	55	9	30	172	35
ROOMS											
Median:											
All occupied.....	4.3	4.5	4.3	4.5	4.3	5.0	4.7	4.6	4.8	4.4	4.5
Vacant available for sale.....	5.4	5.3	5.3	5.6	5.7	...
Vacant available for rent.....	3.2	3.4	3.6	3.4	3.3	4.1	3.6	...	3.6	3.7	3.6
PERSONS											
Median: All occupied.....	3.3	2.8	2.7	2.8	2.8	3.1	3.0	3.0	3.3	3.1	2.8
VALUE											
Median (dollars):											
Owner occupied.....	12,400	8,100	11,400	...
Vacant available for sale.....	13,500	7,900	14,200	...
CONTRACT RENT											
Average (dollars):											
Renter occupied.....	59	41	50	...
Vacant available for rent.....	68	48	58	...

Table 1.—SELECTED HOUSING CHARACTERISTICS, FOR THE STATE, STANDARD METROPOLITAN STATISTICAL AREAS, AND PLACES OF 10,000 INHABITANTS OR MORE: 1960--Con.

(Median or average not shown where base is less than 50; plus (+) or minus (-) after number indicates median above or below that number)

Subject	Places of 10,000 inhabitants or more--Con.										
	Dalton	Decatur	Dublin	East Point	Forest Park	Gainesville	Griffin	Hapeville	La Grange	Macon	Marietta
All housing units.....	5,450	7,255	4,262	10,609	3,890	5,039	6,618	3,065	7,315	22,550	7,915
TENURE, COLOR, AND VACANCY STATUS											
Occupied.....	5,238	6,977	3,988	10,179	3,713	4,719	6,427	2,943	6,765	21,289	7,392
Owner occupied.....	2,844	4,268	2,177	6,509	3,145	2,223	2,543	1,869	3,554	8,413	3,466
White.....	2,605	4,164	1,589	6,290	2,992	1,958	2,268	1,869	2,941	6,206	3,062
Nonwhite.....	239	104	588	219	153	265	275	...	613	2,277	404
Renter occupied.....	2,394	2,709	1,811	3,670	568	2,496	3,884	1,074	3,211	12,876	3,926
White.....	2,190	1,975	922	2,906	449	1,829	2,383	1,069	1,830	6,630	3,387
Nonwhite.....	204	734	889	764	119	667	1,501	5	1,381	6,246	539
Vacant.....	212	278	274	430	177	320	191	122	550	1,261	523
Year round.....	186	275	257	426	153	312	178	122	506	1,208	474
Sound or deteriorating.....	134	241	196	391	142	272	138	111	419	1,042	445
Available for sale only.....	15	45	30	116	80	33	23	18	16	94	99
Available for rent.....	60	132	127	202	19	189	86	66	356	842	302
Balance.....	59	64	39	73	43	50	29	27	47	106	44
Dilapidated.....	52	34	61	35	11	40	40	11	87	166	29
Seasonal.....	26	3	17	4	24	8	13	...	44	53	49
CONDITION AND PLUMBING											
All units.....	5,450	7,255	4,262	10,609	3,890	5,039	6,618	3,065	7,315	22,550	7,915
Sound.....	3,684	6,215	2,678	8,755	3,621	3,493	4,472	2,791	5,241	13,876	7,131
With all plumbing facilities.....	3,258	6,098	2,357	8,569	3,562	3,228	4,055	2,749	4,270	12,501	6,984
Lacking only hot water.....	147	14	53	20	7	38	75	5	196	283	31
Lack'g priv. toilet or bath or run'g water.....	279	103	268	166	52	227	342	37	775	1,092	116
Deteriorating.....	1,117	582	1,027	1,296	108	1,100	1,047	203	1,474	5,939	508
With all plumbing facilities.....	751	431	356	992	47	481	481	180	648	2,847	385
Lacking only hot water.....	115	11	83	54	2	105	47	5	99	508	38
Lack'g priv. toilet or bath or run'g water.....	251	140	588	250	59	514	519	18	727	2,584	85
Dilapidated.....	649	458	557	558	161	446	1,099	71	600	2,735	276
Owner occupied.....	2,844	4,268	2,177	6,509	3,145	2,223	2,543	1,869	3,554	8,413	3,466
Sound.....	2,100	4,013	1,675	5,978	3,044	1,930	2,226	1,773	2,877	6,511	3,182
With all plumbing facilities.....	1,998	3,993	1,555	5,898	3,018	1,857	2,118	1,765	2,577	6,191	3,132
Lacking some or all facilities.....	102	20	120	80	26	73	108	8	300	320	50
Deteriorating.....	517	203	356	433	46	251	206	81	564	1,492	224
With all plumbing facilities.....	389	176	179	354	17	147	143	72	341	985	195
Lacking some or all facilities.....	128	27	177	79	29	104	63	9	223	507	29
Dilapidated.....	227	52	146	98	55	42	111	15	113	410	60
Renter occupied.....	2,394	2,709	1,811	3,670	568	2,496	3,884	1,074	3,211	12,876	3,926
Sound.....	1,476	2,004	885	2,453	420	1,377	2,138	916	2,024	6,729	3,507
With all plumbing facilities.....	1,164	1,910	701	2,353	387	1,203	1,841	886	1,423	5,771	3,423
Lacking some or all facilities.....	312	94	184	100	33	174	297	30	601	958	84
Deteriorating.....	548	334	579	793	54	755	798	113	795	4,000	243
With all plumbing facilities.....	340	216	146	582	23	296	319	100	257	1,580	154
Lacking some or all facilities.....	208	118	433	211	31	459	479	13	538	2,420	89
Dilapidated.....	370	371	347	424	94	364	948	45	392	2,147	176
Vacant available for sale.....	15	45	30	116	80	33	23	18	16	94	99
With all plumbing facilities.....	15	45	29	115	80	33	18	17	13	89	96
Lacking some or all facilities.....	1	1	5	1	3	5	3
Vacant available for rent.....	60	132	127	202	19	189	86	66	356	842	302
With all plumbing facilities.....	40	124	67	192	18	132	63	64	264	609	290
Lacking some or all facilities.....	20	8	60	10	1	57	23	2	92	233	12
ROOMS											
Median:											
All occupied.....	4.5	5.4	4.7	5.1	5.0	4.7	4.2	5.0	4.3	4.0	4.7
Vacant available for sale.....	5.6	5.1	6.3	5.3
Vacant available for rent.....	3.3	3.9	3.4	4.0	...	3.9	3.5	3.5	4.1	3.1	4.3
PERSONS											
Median: All occupied.....	3.1	2.7	2.9	3.2	3.7	3.1	2.9	3.1	3.1	2.7	3.2
VALUE											
Median (dollars):											
Owner occupied.....	13,000	10,900	...
Vacant available for sale.....	17,100	17,700	...
CONTRACT RENT											
Average (dollars):											
Renter occupied.....	61	39	...
Vacant available for rent.....	70	45	...

Table 1.--SELECTED HOUSING CHARACTERISTICS, FOR THE STATE, STANDARD METROPOLITAN STATISTICAL AREAS, AND PLACES OF 10,000 INHABITANTS OR MORE: 1960--Con.

(Median or average not shown where base is less than 50; plus (+) or minus (-) after number indicates median above or below that number)

Subject	Places of 10,000 inhabitants or more--Con.											
	Midway-Hardwick (uninc.)	Mill-edgeville	Moultrie	Newnan	North Atlanta	Rome	Savannah	Smyrna	Thomasville	Valdosta	Warner Robins	Waycross
All housing units.....	1,282	3,133	5,069	3,716	3,949	10,473	46,669	2,918	5,742	9,366	5,800	6,883
TENURE, COLOR, AND VACANCY STATUS												
Occupied.....	1,226	2,981	4,560	3,501	3,666	9,840	42,934	2,729	5,341	8,684	5,160	6,270
Owner occupied.....	579	1,345	2,196	2,043	1,725	4,750	20,080	2,370	3,117	4,443	3,042	3,724
White.....	443	909	1,792	1,478	1,546	4,140	15,333	2,370	1,919	3,378	2,942	2,576
Nonwhite.....	136	436	404	565	179	610	4,747	...	1,198	1,065	100	1,148
Renter occupied.....	647	1,636	2,364	1,458	1,941	5,090	22,854	359	2,224	4,241	2,118	2,546
White.....	528	824	1,404	736	1,692	3,715	12,997	359	1,281	2,406	1,932	1,633
Nonwhite.....	119	812	960	722	249	1,375	9,857	...	943	1,835	186	913
Vacant.....	56	152	509	215	283	633	3,735	189	401	682	640	613
Year round.....	55	150	487	209	281	609	3,469	182	370	660	637	580
Sound or deteriorating.....	43	117	402	181	269	468	3,052	182	284	580	609	445
Available for sale only.....	6	7	44	62	36	66	613	97	41	123	110	75
Available for rent.....	24	69	308	86	208	310	2,137	51	187	378	451	291
Balance.....	13	41	50	33	25	92	302	34	56	79	48	79
Dilapidated.....	12	33	85	28	12	141	417	...	86	80	28	135
Seasonal.....	1	2	22	6	2	24	266	7	31	22	3	33
CONDITION AND PLUMBING												
All units.....	1,282	3,133	5,069	3,716	3,949	10,473	46,669	2,918	5,742	9,366	5,800	6,883
Sound.....	814	1,744	3,455	2,556	3,515	7,035	33,513	2,868	3,480	6,707	5,115	4,420
With all plumbing facilities.....	698	1,574	3,057	2,173	3,484	6,693	31,331	2,824	3,185	5,957	4,835	3,792
Lacking only hot water.....	5	13	182	89	2	60	1,397	8	112	266	5	227
Lack'g priv. toilet or bath or run'g water.....	111	157	216	294	29	282	785	36	183	484	275	401
Deteriorating.....	319	620	1,291	941	126	2,272	9,198	47	1,384	1,887	359	1,599
With all plumbing facilities.....	230	369	435	248	85	1,529	4,708	30	628	713	313	828
Lacking only hot water.....	5	36	236	64	3	120	2,018	2	188	281	8	268
Lack'g priv. toilet or bath or run'g water.....	84	215	620	629	38	623	2,472	15	568	893	38	503
Dilapidated.....	149	769	323	219	308	1,166	3,958	3	878	772	326	864
Owner occupied.....	579	1,345	2,196	2,043	1,725	4,750	20,080	2,370	3,117	4,443	3,042	3,724
Sound.....	408	1,015	1,886	1,645	1,569	3,957	17,864	2,349	2,106	3,749	2,847	2,685
With all plumbing facilities.....	360	953	1,785	1,460	1,549	3,862	17,202	2,330	1,941	3,432	2,835	2,428
Lacking some or all facilities.....	48	62	101	185	20	95	662	19	165	317	12	257
Deteriorating.....	128	200	283	372	62	583	1,858	21	677	580	124	736
With all plumbing facilities.....	96	132	126	121	45	435	1,222	14	318	282	106	451
Lacking some or all facilities.....	32	68	157	251	17	148	636	7	359	298	18	285
Dilapidated.....	43	130	27	26	94	210	358	...	334	114	71	303
Renter occupied.....	647	1,636	2,364	1,458	1,941	5,090	22,854	359	2,224	4,241	2,118	2,546
Sound.....	374	648	1,304	771	1,686	2,784	13,276	332	1,176	2,505	1,667	1,448
With all plumbing facilities.....	313	548	1,036	610	1,676	2,567	11,890	314	1,060	2,114	1,484	1,151
Lacking some or all facilities.....	61	100	268	161	10	217	1,386	18	116	391	183	297
Deteriorating.....	179	382	849	522	54	1,501	6,408	24	599	1,160	225	679
With all plumbing facilities.....	127	208	235	108	34	956	2,904	14	245	360	198	293
Lacking some or all facilities.....	52	174	614	414	20	545	3,504	10	354	800	27	386
Dilapidated.....	94	606	211	165	201	805	3,170	3	449	576	226	419
Vacant available for sale.....	6	7	44	62	36	66	613	97	41	123	110	75
With all plumbing facilities.....	5	7	42	31	36	61	601	97	39	119	110	64
Lacking some or all facilities.....	1	...	2	31	...	5	12	...	2	4	...	11
Vacant available for rent.....	24	69	308	86	208	310	2,137	51	187	378	451	291
With all plumbing facilities.....	17	59	214	61	206	255	1,765	47	155	295	383	169
Lacking some or all facilities.....	7	10	94	25	2	55	372	4	32	83	68	122
ROOMS												
Median:												
All occupied.....	4.4	4.5	4.7	4.6	4.9	4.6	4.7	5.3	4.9	4.8	4.7	5.0
Vacant available for sale.....	4.3	...	5.0	5.2	5.4	...	5.1	5.2	5.2
Vacant available for rent.....	...	3.4	3.7	4.2	4.7	3.5	4.0	4.3	3.9	3.7	3.7	3.6
PERSONS												
Median: All occupied.....	3.0	3.1	3.0	3.1	3.2	2.9	3.1	3.7	2.9	3.2	3.5	2.9
VALUE												
Median (dollars):												
Owner occupied.....	10,200
Vacant available for sale.....	11,900
CONTRACT RENT												
Average (dollars):												
Renter occupied.....	43
Vacant available for rent.....	54

Table 2.--CONDITION AND PLUMBING FOR HOUSING UNITS WITH NONWHITE HOUSEHOLD HEADS, FOR THE STATE, STANDARD METROPOLITAN STATISTICAL AREAS, AND PLACES OF 10,000 INHABITANTS OR MORE WITH 400 OR MORE SUCH UNITS: 1960

Condition and plumbing	The State	Standard metropolitan statistical areas						
		Albany	Atlanta	Augusta	Chattanooga	Columbus	Macon	Savannah
All occupied units.....	263,524	6,503	58,156	15,699	13,396	14,314	13,912	17,148
Owner occupied.....	89,679	1,646	18,149	6,497	4,086	4,476	4,896	6,316
Sound.....	46,618	982	12,272	3,818	2,495	2,737	2,243	4,140
With all plumbing facilities....	30,556	731	10,973	2,915	2,237	1,965	1,618	3,252
Lacking some or all facilities..	16,062	251	1,299	903	258	772	625	888
Deteriorating.....	27,691	398	3,985	1,844	1,133	1,145	1,622	1,569
With all plumbing facilities....	7,838	151	2,250	766	740	369	646	605
Lacking some or all facilities..	19,853	247	1,735	1,078	393	776	976	964
Dilapidated.....	15,370	266	1,892	835	458	594	1,031	607
Renter occupied.....	173,845	4,857	40,007	9,202	9,310	9,838	9,016	10,832
Sound.....	54,425	1,848	19,836	3,363	3,932	3,836	2,408	3,376
With all plumbing facilities....	33,478	1,170	17,274	2,138	3,079	2,636	1,538	2,175
Lacking some or all facilities..	20,947	678	2,562	1,225	853	1,200	870	1,201
Deteriorating.....	60,607	1,413	10,472	3,065	3,285	2,843	3,531	4,273
With all plumbing facilities....	7,745	331	3,836	403	1,035	500	652	883
Lacking some or all facilities..	52,862	1,082	6,636	2,662	2,250	2,343	2,879	3,390
Dilapidated.....	58,813	1,596	9,699	2,774	2,093	3,159	3,077	3,183

Condition and plumbing	Places of 10,000 inhabitants or more								
	Albany	Americus	Athens	Atlanta	Augusta	Bain-bridge	Brunswick	Carrollton	College Park
All occupied units.....	5,379	1,845	2,473	48,188	8,343	1,334	2,450	580	875
Owner occupied.....	1,246	609	1,071	14,089	2,931	737	1,054	156	364
Sound.....	765	213	409	10,328	1,772	380	674	111	225
With all plumbing facilities....	641	130	311	9,650	1,548	210	450	64	192
Lacking some or all facilities..	124	83	98	678	224	170	224	47	33
Deteriorating.....	321	253	354	2,858	965	245	291	33	74
With all plumbing facilities....	143	66	143	1,898	572	49	87	7	31
Lacking some or all facilities..	178	187	211	960	393	196	204	26	43
Dilapidated.....	160	143	308	903	194	112	89	12	65
Renter occupied.....	4,133	1,236	1,402	34,099	5,412	597	1,396	424	511
Sound.....	1,614	203	441	18,028	2,491	191	709	232	201
With all plumbing facilities....	1,042	152	355	15,995	1,778	103	403	96	133
Lacking some or all facilities..	572	51	86	2,033	713	88	306	136	68
Deteriorating.....	1,218	420	384	9,045	1,857	257	443	139	92
With all plumbing facilities....	295	23	41	3,507	344	9	51	2	16
Lacking some or all facilities..	923	397	343	5,538	1,513	248	392	137	76
Dilapidated.....	1,301	613	577	7,026	1,064	149	244	53	218

Condition and plumbing	Places of 10,000 inhabitants or more--Con.								
	Columbus	Cordale	Dalton	Decatur	Dublin	East Point	Gainesville	Griffin	La Grange
All occupied units.....	7,918	1,486	443	838	1,477	983	932	1,776	1,994
Owner occupied.....	2,351	537	239	104	588	219	265	275	613
Sound.....	1,644	177	131	39	266	69	144	144	339
With all plumbing facilities....	1,427	95	117	34	188	62	105	110	212
Lacking some or all facilities..	217	82	14	5	78	7	39	34	127
Deteriorating.....	514	201	57	32	205	90	109	66	180
With all plumbing facilities....	294	48	30	16	58	59	48	26	61
Lacking some or all facilities..	220	153	27	16	147	31	61	40	119
Dilapidated.....	193	159	51	33	117	60	12	65	94
Renter occupied.....	5,567	949	204	734	889	764	667	1,501	1,381
Sound.....	2,673	208	90	302	249	203	228	385	645
With all plumbing facilities....	2,037	146	59	255	143	199	159	236	226
Lacking some or all facilities..	636	62	31	47	106	4	69	149	419
Deteriorating.....	1,671	269	39	109	366	257	302	390	424
With all plumbing facilities....	409	13	10	14	14	194	28	27	20
Lacking some or all facilities..	1,262	256	29	95	352	63	274	363	404
Dilapidated.....	1,223	472	75	323	274	304	137	726	312

Table 2.--CONDITION AND PLUMBING FOR HOUSING UNITS WITH NONWHITE HOUSEHOLD HEADS, FOR THE STATE, STANDARD METROPOLITAN STATISTICAL AREAS, AND PLACES OF 10,000 INHABITANTS OR MORE WITH 400 OR MORE SUCH UNITS: 1960--Con.

Condition and plumbing	Places of 10,000 inhabitants or more--Con.										
	Macon	Marietta	Milledgeville	Moultrie	Newman	North Atlanta	Rome	Savannah	Thomasville	Valdosta	Waycross
All occupied units.....	8,453	943	1,248	1,364	1,287	428	1,985	14,604	2,141	2,900	2,061
Owner occupied.....	2,207	404	436	404	565	179	610	4,747	1,398	1,065	1,148
Sound.....	1,079	270	183	226	233	67	306	3,335	411	619	590
With all plumbing facilities....	848	253	136	167	128	47	268	2,802	284	349	386
Lacking some or all facilities..	231	17	47	59	105	20	38	533	127	270	204
Deteriorating.....	820	86	132	157	315	27	164	1,123	485	367	336
With all plumbing facilities....	393	70	68	39	77	12	86	553	173	107	138
Lacking some or all facilities..	427	16	64	118	238	15	78	570	312	260	198
Dilapidated.....	308	48	121	21	17	85	140	289	302	79	222
Renter occupied.....	6,246	539	812	960	722	249	1,375	9,857	943	1,835	913
Sound.....	1,800	318	92	364	173	31	493	3,104	225	657	376
With all plumbing facilities....	1,259	294	12	199	90	22	420	2,082	159	351	187
Lacking some or all facilities..	541	24	80	165	83	9	73	1,022	66	306	189
Deteriorating.....	2,569	90	166	441	407	26	380	3,929	324	706	243
With all plumbing facilities....	533	37	14	26	24	6	121	853	45	46	24
Lacking some or all facilities..	2,036	53	152	415	383	20	259	3,076	279	660	219
Dilapidated.....	1,877	131	554	155	142	192	502	2,824	394	472	294

1960
Census
of
Housing

ADVANCE REPORTS

HOUSING CHARACTERISTICS
STATES

BUREAU OF THE CENSUS

MAR 10 8 22 AM '61

LIBRARY

February 1961

HC(A1)-12

Hawaii

(These figures supersede the preliminary counts published in the HC(P1) series of reports. The present series consists of 51 reports--one each for the 50 States, and the District of Columbia--which are numbered in alphabetical order rather than in order of publication)

This report presents selected housing characteristics for each standard metropolitan statistical area (SMSA) and each place of 10,000 inhabitants or more, and any towns, townships, and counties classified as urban under specified criteria. The data represent final tabulations from the 1960 Census of Housing and are limited to characteristics which were enumerated on a 100-percent basis. Value and contract rent are not shown for places where they were enumerated for a sample consisting of every fourth housing unit.

More detailed information about items presented in this report, as well as data for all other items, will be provided in Volume I, "General Characteristics." The State reports comprising Volume I provide data for standard metropolitan statistical areas, urbanized areas, urban and rural places, and the counties. The Volume I report for the United States will contain summary data for regions, divisions, States, standard metropolitan statistical areas, and places of 50,000 inhabitants or more.

An outline of the 1960 Housing Census publication program may be obtained free of charge from the Bureau of the Census, Washington 25, D.C., or any U.S. Department of Commerce Field Office.

DEFINITIONS AND EXPLANATIONS

Standard metropolitan statistical area.-- Except in New England, a standard metropolitan statistical area (SMSA) is a county or a group of contiguous counties which contains at least one city of 50,000 inhabitants or more or "twin cities" with a combined population of at least 50,000. In addition to the county or counties, containing such a city or cities, contiguous counties are included in an SMSA if, according to certain criteria, they are essentially metropolitan in character and are socially and economically integrated with the central city.

In New England, towns and cities are the units used in defining SMSA's. Here a population density of at least 100 persons per square mile is used as the measure of metropolitan character.

In the 1950 Census reports, data were presented for standard metropolitan areas and in the 1940 Census a somewhat similar type of area called the "metropolitan district" was used.

Housing unit.--A group of rooms or a single room is regarded as a housing unit when it is occupied or intended for occupancy as separate living quarters, that is, when the



U.S. DEPARTMENT OF COMMERCE, Luther H. Hodges, *Secretary*
BUREAU OF THE CENSUS, Robert W. Burgess, *Director*

For sale by the Bureau of the Census, Washington 25, D.C., and U.S. Department of
Commerce Field Offices, 15 cents. Complete set of 51 reports, \$6.



occupants do not live and eat with any other persons in the structure, and when there is either (1) direct access from the outside or through a common hall, or (2) a kitchen or cooking equipment for the exclusive use of the occupants.

In the 1950 Census, the unit of enumeration was the dwelling unit. Although the definition of the housing unit in 1960 is essentially similar to that for the dwelling unit in 1950, the housing unit definition was designed to encompass all private living quarters, whereas the dwelling unit definition did not completely cover all private living accommodations.

Occupied housing unit.--A housing unit is occupied if a person or group of persons was living in it at the time of enumeration or if the occupants were only temporarily absent, for example, on vacation. However, if the persons living in the unit have their usual place of residence elsewhere, the unit is classified as vacant.

Tenure.--A housing unit is "owned or being bought" if the owner or co-owner lives in it, even if it is mortgaged or not fully paid for. All other occupied units are classified as renter occupied.

Color.--Occupied housing units are classified by the color of the head of the household. The group designated as "nonwhite" includes Negro, Indian, Japanese, Chinese, and Filipino. Persons of Mexican birth or ancestry who are not definitely Indian or of other nonwhite race are classified as white.

Persons.--All persons enumerated in the Population Census as members of the household were counted in determining the number of persons who live in the housing unit, including lodgers, foster children, wards, and resident employees who share the living quarters of the household head.

Vacant housing unit.--A housing unit is vacant if no persons were living in it at the time of enumeration, except when its occupants were only temporarily absent. Dilapidated vacant units are included if they are intended for occupancy as living quarters; however, if the vacant unit is unfit for use and beyond repair so that it is no longer considered living quarters, it is excluded from

the inventory. New units not yet occupied were enumerated as vacant housing units if construction had proceeded to the point that all the exterior windows and doors were installed and final usable floors were in place.

"Year round" vacant units are those intended for occupancy at any time of the year. "Seasonal" units are those intended for occupancy during only a season of the year.

Available vacant units are those which are on the market for year-round occupancy, are in either sound or deteriorating condition, and are being offered for rent or for sale. The group "Available for sale only" is limited to units for sale and not for rent. "Available for rent" consists of units being offered for rent and those being offered for rent or sale. Of the vacancies for year-round occupancy and in sound or deteriorating condition, "Balance" consists of units which are rented or sold and awaiting occupancy; units held for occasional use; and units held off the market for other reasons.

Rooms.--The respondent's count of rooms was accepted unless a question was raised about which rooms to count. Rooms to be counted included whole rooms used for living purposes such as living rooms, dining rooms, bedrooms, kitchens, finished attic or basement rooms, recreation rooms, lodgers' rooms, and rooms used for offices by a person living in the unit. Not to be counted as rooms were bathrooms, halls, closets, alcoves, pantries, pullman kitchens, unfinished space, and offices used only by persons not living in the unit. Partially divided rooms such as living and dining areas were to be counted separately if there were fixed or movable partitions from floor to ceiling.

Condition and plumbing facilities.--Data on condition of a housing unit are shown in combination with data for plumbing facilities. Three categories of condition were used in the 1960 Census: Sound, deteriorating, and dilapidated.

Sound housing is defined as that which has no defects, or only slight defects which are normally corrected during the course of regular maintenance. Examples of slight defects are lack of paint; slight damage to porch or steps; small cracks in walls, plaster, or chimneys; broken gutters or downspouts.

Deteriorating housing needs more repair than would be provided in the course of regular maintenance. It has one or more defects of an intermediate nature that must be corrected if the unit is to continue to provide safe and adequate shelter. Examples of such defects are shaky or unsafe porch or steps; broken plaster; rotted window sills or frames. Such defects are signs of neglect which lead to serious structural damage if not corrected.

Dilapidated housing does not provide safe and adequate shelter. It has one or more critical defects; or has a combination of intermediate defects; or is of inadequate original construction. Critical defects are those which indicate continued neglect and serious damage to the structure.

The category "With all plumbing facilities" includes units which have hot and cold running water inside the structure, and flush toilet and bathtub or shower inside the structure for the exclusive use of the people living in the housing unit being enumerated.

The category "Lacking only hot water" includes units which have flush toilet and bathtub or shower for the exclusive use of the household but which have only cold running water inside the structure.

The category "Lacking private toilet or bath or running water" includes units which either lack one or more of these facilities

or share the facilities with persons living in another housing unit.

Value.--Value is the respondent's estimate of how much the property would sell for on today's market. For vacant units, it is the price asked for the property. Value data are limited to properties without business and containing only one housing unit. Trailers are excluded.

Contract rent.--Contract rent is the rent agreed upon regardless of the furnishings, utilities, or services included. For vacant units, it is the amount asked for the unit.

The average contract rent, as used in this report, is the arithmetic mean. For occupied units, it is computed by dividing the sum of the rental amounts by the number of renter-occupied units; units for which no cash rent is paid are excluded from the computation. For vacant units, the total amount of rent asked is divided by the number of vacant units available for rent.

Median.--The median is the theoretical value which divides a distribution of housing units into two equal groups--one group having characteristics smaller than the median, and the other having characteristics larger than the median. In the case of median rooms, for example, one-half the units have fewer rooms than the median and one-half have more rooms than the median. In computing the median, a continuous distribution is assumed.

HAWAII—STANDARD METROPOLITAN STATISTICAL AREAS, COUNTIES, AND PLACES OF 10,000 OR MORE

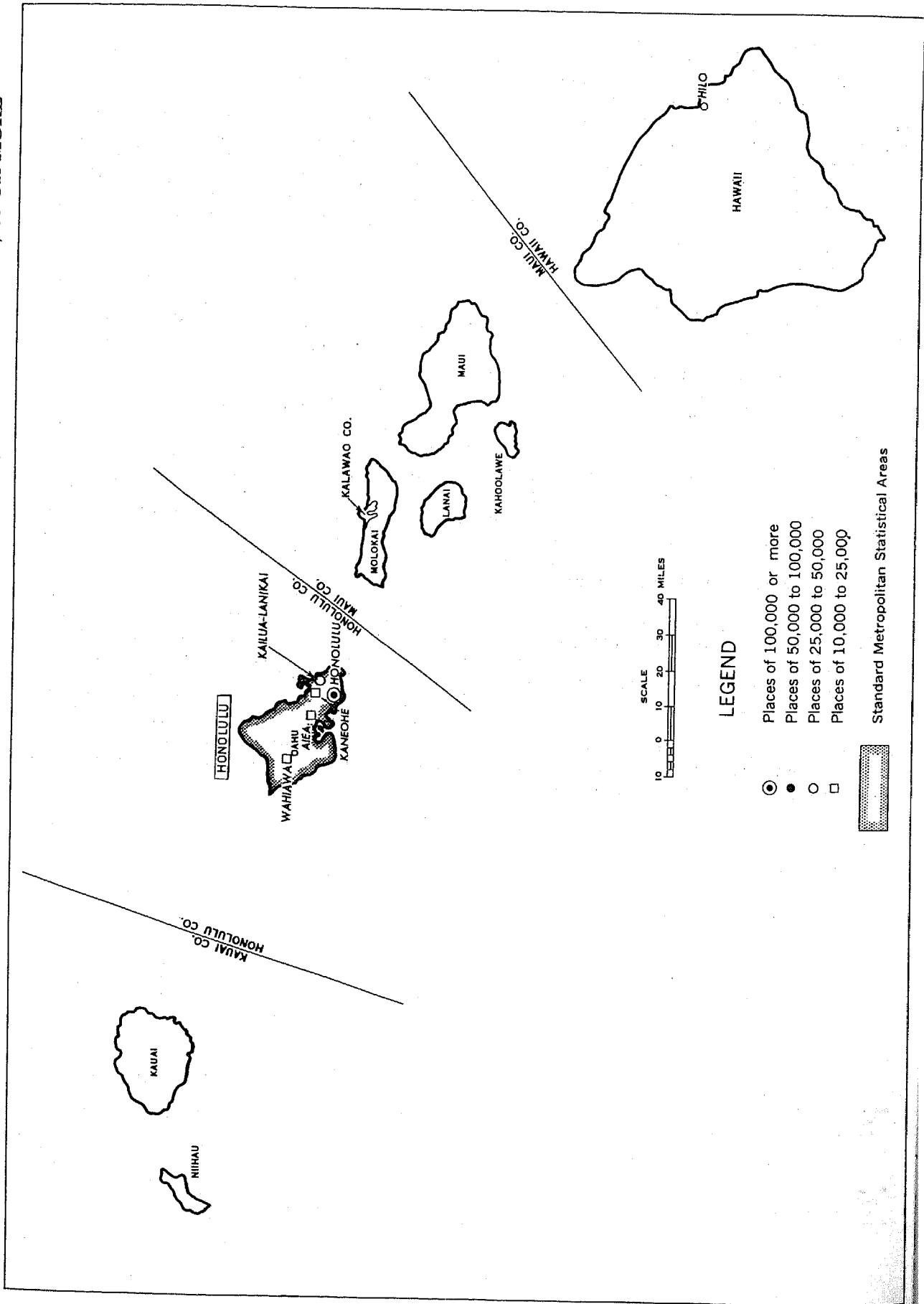


Table 1.--SELECTED HOUSING CHARACTERISTICS, FOR THE STATE, STANDARD METROPOLITAN STATISTICAL AREAS, AND PLACES OF 10,000 INHABITANTS OR MORE: 1960

(Median or average not shown where base is less than 50; plus (+) or minus (-) after number indicates median above or below that number)

Subject	The State	Honolulu Standard Metropolitan Statistical Area	Places of 10,000 inhabitants or more					
			Aiea (uninc.)	Hilo	Honolulu	Kailua-Lanikai (uninc.)	Kaneohe (uninc.)	Wahiawa (uninc.)
All housing units.....	165,506	125,795	2,612	6,755	80,758	6,472	3,462	3,940
TENURE, COLOR, AND VACANCY STATUS								
Occupied.....	153,064	117,856	2,573	6,373	76,675	6,128	3,237	3,833
Owner occupied.....	62,973	47,843	1,121	3,794	29,557	4,398	2,174	1,818
White.....	18,375	14,935	268	877	8,188	2,850	883	409
Nonwhite.....	44,598	32,908	853	2,917	21,369	1,548	1,291	1,409
Renter occupied.....	90,091	70,013	1,452	2,579	47,118	1,730	1,063	2,015
White.....	36,587	33,185	675	610	18,943	1,420	611	1,233
Nonwhite.....	53,504	36,828	777	1,969	28,175	310	452	782
Vacant.....	12,442	7,939	39	382	4,083	344	225	107
Year round.....	10,901	7,264	38	328	3,885	251	206	104
Sound or deteriorating.....	9,369	6,541	37	245	3,539	246	191	103
Available for sale only.....	691	531	4	14	260	36	73	18
Available for rent.....	3,823	2,980	27	123	1,737	68	44	49
Balance.....	4,855	3,030	6	108	1,542	142	74	36
Dilapidated.....	1,532	723	1	83	346	5	15	1
Seasonal.....	1,541	675	1	54	198	93	19	3
CONDITION AND PLUMBING								
All units.....	165,506	125,795	2,612	6,755	80,758	6,472	3,462	3,940
Sound.....	122,912	98,084	2,443	5,250	62,646	6,056	3,056	3,358
With all plumbing facilities.....	113,979	94,744	2,422	4,573	60,380	5,992	3,010	3,368
Lacking only hot water.....	3,544	870	11	423	335	15	32	56
Lack'g priv. toilet or bath or run'g water.....	5,389	2,470	10	254	1,931	49	14	61
Deteriorating.....	27,944	17,640	137	1,149	11,785	316	228	330
With all plumbing facilities.....	17,393	13,721	97	673	9,373	302	174	232
Lacking only hot water.....	3,355	1,595	19	307	825	12	30	26
Lack'g priv. toilet or bath or run'g water.....	7,196	2,324	21	169	1,587	2	24	72
Dilapidated.....	14,650	10,071	32	356	6,327	100	178	125
Owner occupied.....	62,973	47,843	1,121	3,794	29,557	4,398	2,174	1,818
Sound.....	54,263	41,973	1,047	3,248	26,096	4,246	2,068	1,734
With all plumbing facilities.....	52,123	41,350	1,036	3,028	25,806	4,231	2,051	1,697
Lacking some or all facilities.....	2,140	623	11	220	290	15	17	37
Deteriorating.....	6,806	4,530	59	442	2,870	129	80	65
With all plumbing facilities.....	5,166	3,912	53	297	2,639	125	69	56
Lacking some or all facilities.....	1,640	618	6	145	231	4	11	9
Dilapidated.....	1,904	1,340	15	104	591	23	26	19
Renter occupied.....	90,091	70,013	1,452	2,579	47,118	1,730	1,063	2,015
Sound.....	60,301	50,032	1,360	1,810	33,230	1,502	791	1,669
With all plumbing facilities.....	54,941	47,700	1,352	1,426	31,418	1,480	769	1,590
Lacking some or all facilities.....	5,360	2,332	8	384	1,812	22	22	79
Deteriorating.....	18,794	12,078	76	605	8,527	159	136	242
With all plumbing facilities.....	11,255	9,064	43	352	6,473	154	96	160
Lacking some or all facilities.....	7,539	3,014	33	253	2,054	5	40	82
Dilapidated.....	10,996	7,903	16	164	5,361	69	136	104
Vacant available for sale.....	691	531	4	14	260	36	73	18
With all plumbing facilities.....	568	504	4	8	246	35	73	18
Lacking some or all facilities.....	123	27	...	6	14	1
Vacant available for rent.....	3,823	2,980	27	123	1,737	68	44	49
With all plumbing facilities.....	3,033	2,732	25	41	1,583	67	43	42
Lacking some or all facilities.....	790	248	2	82	154	1	1	7
ROOMS								
Median:								
All occupied.....	4.5	4.4	4.5	4.9	4.2	5.1	4.7	4.6
Vacant available for sale.....	4.9	4.9	5.2	...	4.3	...
Vacant available for rent.....	3.3	3.2	...	3.0	2.4	4.1
PERSONS								
Median: All occupied.....	3.6	3.7	4.3	3.8	3.4	4.1	4.2	3.8
VALUE								
Median (dollars):								
Owner occupied.....	12,200	24,800
Vacant available for sale.....	25,000+
CONTRACT RENT								
Average (dollars):								
Renter occupied.....	42	78
Vacant available for rent.....	38	175

Table 2.--CONDITION AND PLUMBING FOR HOUSING UNITS WITH NONWHITE HOUSEHOLD HEADS, FOR THE STATE, STANDARD METROPOLITAN STATISTICAL AREAS, AND PLACES OF 10,000 INHABITANTS OR MORE WITH 400 OR MORE SUCH UNITS: 1960

Condition and plumbing	The State	Honolulu Standard Metropolitan Statistical Area	Places of 10,000 inhabitants or more					
			Aiea (uninc.)	Hilo	Honolulu	Kailua- Lanikai (uninc.)	Kaneohe (uninc.)	Wahiwa (uninc.)
All occupied units.....	98,102	69,736	1,630	4,886	49,544	1,858	1,743	2,191
Owner occupied.....	44,598	32,908	853	2,917	21,369	1,548	1,291	1,409
Sound.....	37,346	28,080	781	2,466	18,507	1,466	1,220	1,337
With all plumbing facilities.....	35,580	27,614	770	2,279	18,339	1,457	1,203	1,304
Lacking some or all facilities..	1,766	466	11	187	168	9	17	33
Deteriorating.....	5,624	3,698	57	361	2,378	68	49	56
With all plumbing facilities.....	4,193	3,166	51	234	2,199	66	39	47
Lacking some or all facilities..	1,431	532	6	127	179	2	10	9
Dilapidated.....	1,628	1,130	15	90	484	14	22	16
Renter occupied.....	53,504	36,828	777	1,969	28,175	310	452	782
Sound.....	29,561	21,742	697	1,345	17,167	230	264	330
With all plumbing facilities....	25,260	20,120	690	1,021	15,896	218	249	485
Lacking some or all facilities..	4,301	1,622	7	324	1,271	12	15	45
Deteriorating.....	14,689	8,739	65	489	6,516	46	82	174
With all plumbing facilities....	7,990	6,242	35	273	4,866	42	53	108
Lacking some or all facilities..	6,699	2,497	30	216	1,650	4	29	66
Dilapidated.....	9,234	6,347	15	135	4,492	34	106	78

1960
Census
of
Housing

Bureau of the Census
Library
ADVANCE REPORTS

HOUSING CHARACTERISTICS
STATES

March 1961

HC(A1)-13

Idaho

(These figures supersede the preliminary counts published in the HC(P1) series of reports. The present series consists of 51 reports—one each for the 50 States, and the District of Columbia—which are numbered in alphabetical order rather than in order of publication)

This report presents selected housing characteristics for each standard metropolitan statistical area (SMSA) and each place of 10,000 inhabitants or more, and any towns, townships, and counties classified as urban under specified criteria. The data represent final tabulations from the 1960 Census of Housing and are limited to characteristics which were enumerated on a 100-percent basis. Value and contract rent are not shown for places where they were enumerated for a sample consisting of every fourth housing unit.

More detailed information about items presented in this report, as well as data for all other items, will be provided in Volume I, "General Characteristics." The State reports comprising Volume I provide data for standard metropolitan statistical areas, urbanized areas, urban and rural places, and the counties. The Volume I report for the United States will contain summary data for regions, divisions, States, standard metropolitan statistical areas, and places of 50,000 inhabitants or more.

An outline of the 1960 Housing Census publication program may be obtained free of charge from the Bureau of the Census, Washington 25, D.C., or any U.S. Department of Commerce Field Office.

DEFINITIONS AND EXPLANATIONS

Standard metropolitan statistical area.-- Except in New England, a standard metropolitan statistical area (SMSA) is a county or a group of contiguous counties which contains at least one city of 50,000 inhabitants or more or "twin cities" with a combined population of at least 50,000. In addition to the county or counties, containing such a city or cities, contiguous counties are included in an SMSA if, according to certain criteria, they are essentially metropolitan in character and are socially and economically integrated with the central city.

In New England, towns and cities are the units used in defining SMSA's. Here a population density of at least 100 persons per square mile is used as the measure of metropolitan character.

In the 1950 Census reports, data were presented for standard metropolitan areas and in the 1940 Census a somewhat similar type of area called the "metropolitan district" was used.

Housing unit.--A group of rooms or a single room is regarded as a housing unit when it is occupied or intended for occupancy as separate living quarters, that is, when the



U.S. DEPARTMENT OF COMMERCE, Luther H. Hodges, *Secretary*
BUREAU OF THE CENSUS

For sale by the Bureau of the Census, Washington 25, D.C., and U.S. Department of
Commerce Field Offices, 15 cents. Complete set of 51 reports, \$6.



occupants do not live and eat with any other persons in the structure, and when there is either (1) direct access from the outside or through a common hall, or (2) a kitchen or cooking equipment for the exclusive use of the occupants.

In the 1950 Census, the unit of enumeration was the dwelling unit. Although the definition of the housing unit in 1960 is essentially similar to that for the dwelling unit in 1950, the housing unit definition was designed to encompass all private living quarters, whereas the dwelling unit definition did not completely cover all private living accommodations.

Occupied housing unit.--A housing unit is occupied if a person or group of persons was living in it at the time of enumeration or if the occupants were only temporarily absent, for example, on vacation. However, if the persons living in the unit have their usual place of residence elsewhere, the unit is classified as vacant.

Tenure.--A housing unit is "owned or being bought" if the owner or co-owner lives in it, even if it is mortgaged or not fully paid for. All other occupied units are classified as renter occupied.

Color.--Occupied housing units are classified by the color of the head of the household. The group designated as "nonwhite" includes Negro, Indian, Japanese, Chinese, and Filipino. Persons of Mexican birth or ancestry who are not definitely Indian or of other nonwhite race are classified as white.

Persons.--All persons enumerated in the Population Census as members of the household were counted in determining the number of persons who live in the housing unit, including lodgers, foster children, wards, and resident employees who share the living quarters of the household head.

Vacant housing unit.--A housing unit is vacant if no persons were living in it at the time of enumeration, except when its occupants were only temporarily absent. Dilapidated vacant units are included if they are intended for occupancy as living quarters; however, if the vacant unit is unfit for use and beyond repair so that it is no longer considered living quarters, it is excluded from

the inventory. New units not yet occupied were enumerated as vacant housing units if construction had proceeded to the point that all the exterior windows and doors were installed and final usable floors were in place.

"Year round" vacant units are those intended for occupancy at any time of the year. "Seasonal" units are those intended for occupancy during only a season of the year.

Available vacant units are those which are on the market for year-round occupancy, are in either sound or deteriorating condition, and are being offered for rent or for sale. The group "Available for sale only" is limited to units for sale and not for rent. "Available for rent" consists of units being offered for rent and those being offered for rent or sale. Of the vacancies for year-round occupancy and in sound or deteriorating condition, "Balance" consists of units which are rented or sold and awaiting occupancy; units held for occasional use; and units held off the market for other reasons.

Rooms.--The respondent's count of rooms was accepted unless a question was raised about which rooms to count. Rooms to be counted included whole rooms used for living purposes such as living rooms, dining rooms, bedrooms, kitchens, finished attic or basement rooms, recreation rooms, lodgers' rooms, and rooms used for offices by a person living in the unit. Not to be counted as rooms were bathrooms, halls, closets, alcoves, pantries, pullman kitchens, unfinished space, and offices used only by persons not living in the unit. Partially divided rooms such as living and dining areas were to be counted separately if there were fixed or movable partitions from floor to ceiling.

Condition and plumbing facilities.--Data on condition of a housing unit are shown in combination with data for plumbing facilities. Three categories of condition were used in the 1960 Census: Sound, deteriorating, and dilapidated.

Sound housing is defined as that which has no defects, or only slight defects which are normally corrected during the course of regular maintenance. Examples of slight defects are lack of paint; slight damage to porch or steps; small cracks in walls, plaster, or chimneys; broken gutters or downspouts.

Deteriorating housing needs more repair than would be provided in the course of regular maintenance. It has one or more defects of an intermediate nature that must be corrected if the unit is to continue to provide safe and adequate shelter. Examples of such defects are shaky or unsafe porch or steps; broken plaster; rotted window sills or frames. Such defects are signs of neglect which lead to serious structural damage if not corrected.

Dilapidated housing does not provide safe and adequate shelter. It has one or more critical defects; or has a combination of intermediate defects; or is of inadequate original construction. Critical defects are those which indicate continued neglect and serious damage to the structure.

The category "With all plumbing facilities" includes units which have hot and cold running water inside the structure, and flush toilet and bathtub or shower inside the structure for the exclusive use of the people living in the housing unit being enumerated.

The category "Lacking only hot water" includes units which have flush toilet and bathtub or shower for the exclusive use of the household but which have only cold running water inside the structure.

The category "Lacking private toilet or bath or running water" includes units which either lack one or more of these facilities

or share the facilities with persons living in another housing unit.

Value.--Value is the respondent's estimate of how much the property would sell for on today's market. For vacant units, it is the price asked for the property. Value data are limited to properties without business and containing only one housing unit. Trailers are excluded.

Contract rent.--Contract rent is the rent agreed upon regardless of the furnishings, utilities, or services included. For vacant units, it is the amount asked for the unit.

The average contract rent, as used in this report, is the arithmetic mean. For occupied units, it is computed by dividing the sum of the rental amounts by the number of renter-occupied units; units for which no cash rent is paid are excluded from the computation. For vacant units, the total amount of rent asked is divided by the number of vacant units available for rent.

Median.--The median is the theoretical value which divides a distribution of housing units into two equal groups--one group having characteristics smaller than the median, and the other having characteristics larger than the median. In the case of median rooms, for example, one-half the units have fewer rooms than the median and one-half have more rooms than the median. In computing the median, a continuous distribution is assumed.

IDAHO—COUNTIES AND PLACES OF 10,000 OR MORE

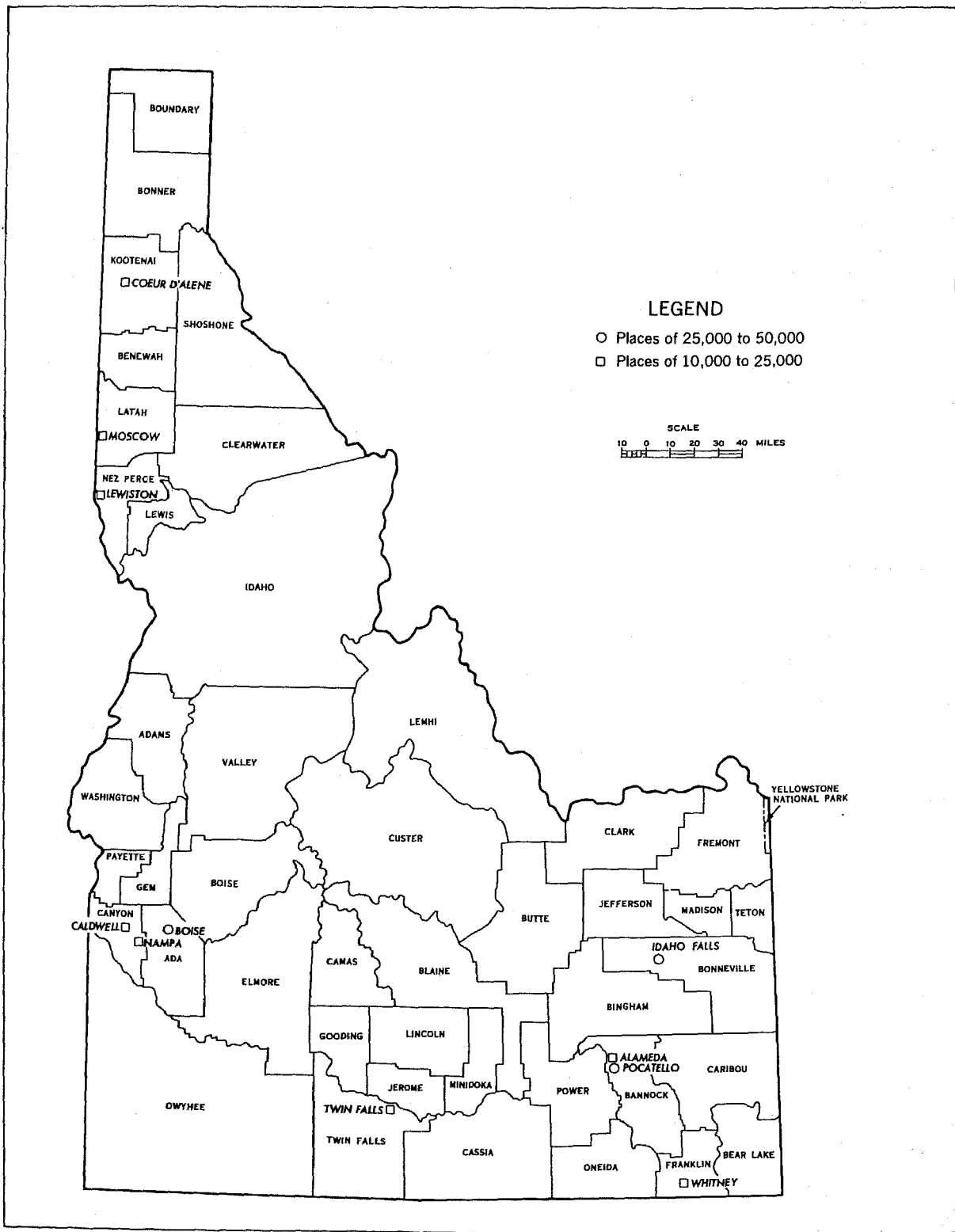


Table 1.--SELECTED HOUSING CHARACTERISTICS, FOR THE STATE AND PLACES OF 10,000 INHABITANTS OR MORE: 1960
(Median or average not shown where base is less than 50; plus (+) or minus (-) after number indicates median above or below that number)

Subject	The State	Places of 10,000 inhabitants or more										
		Alameda	Boise City	Caldwell	Coeur d'Alene	Idaho Falls	Lewis-ton	Moscow	Nampa	Poca-tello	Twin Falls	Whit-ney (uninc.)
All housing units.....	223,542	2,870	13,383	4,204	5,098	9,947	4,893	3,270	6,103	9,223	7,040	3,864
TENURE, COLOR, AND VAGANCY STATUS												
Occupied.....	193,849	2,686	12,282	3,930	4,769	9,332	4,451	3,090	5,783	8,467	6,440	3,630
Owner occupied.....	136,746	2,202	7,261	2,644	3,545	6,575	2,640	1,605	4,062	5,079	4,363	3,135
White.....	135,613	2,188	7,213	2,630	3,536	6,533	2,629	1,601	4,047	5,007	4,350	3,130
Nonwhite.....	1,133	14	48	14	9	42	11	4	15	72	13	5
Renter occupied.....	57,103	484	5,021	1,286	1,224	2,757	1,811	1,485	1,721	3,388	2,077	495
White.....	56,056	478	4,952	1,264	1,218	2,721	1,792	1,463	1,706	3,256	2,064	493
Nonwhite.....	1,047	6	69	22	6	36	19	22	15	132	13	2
Vacant.....	29,693	184	1,101	274	329	615	442	180	320	756	600	234
Year round.....	16,026	181	1,008	225	269	552	398	122	263	684	467	225
Sound or deteriorating.....	13,364	175	949	193	224	513	366	117	207	586	407	209
Available for sale only.....	2,151	104	87	23	52	161	30	12	34	87	93	131
Available for rent.....	5,958	37	708	99	129	275	264	85	91	420	194	39
Balance.....	5,255	34	154	71	43	77	72	20	82	79	120	39
Dilapidated.....	2,662	6	59	32	45	39	32	5	56	98	60	16
Seasonal.....	13,667	3	93	49	60	63	44	58	72	133	133	9
CONDITION AND PLUMBING												
All units.....	223,542	2,870	13,383	4,204	5,098	9,947	4,893	3,270	6,103	9,223	7,040	3,864
Sound.....	172,694	2,740	11,035	3,337	4,099	8,832	4,198	2,752	4,827	7,576	6,108	3,563
With all plumbing facilities.....	158,849	2,721	10,430	3,191	3,988	8,533	3,924	2,625	4,675	7,263	5,828	3,537
Lacking only hot water.....	496	4	16	11	8	4	5	...	22	8	11	3
Lack'g priv. toilet or bath or run'g water.....	13,349	15	589	135	103	295	269	127	130	305	269	23
Deteriorating.....	38,687	100	2,035	687	819	887	577	436	1,019	1,313	719	236
With all plumbing facilities.....	25,792	85	1,426	530	752	727	449	413	839	1,105	584	203
Lacking only hot water.....	426	5	20	6	6	5	3	...	8	12	6	3
Lack'g priv. toilet or bath or run'g water.....	12,469	10	589	151	61	155	125	23	172	196	129	30
Dilapidated.....	12,161	30	313	180	180	228	118	82	297	334	213	65
Owner occupied.....	136,746	2,202	7,261	2,644	3,545	6,575	2,640	1,605	4,062	5,079	4,363	3,135
Sound.....	114,978	2,130	6,666	2,281	3,012	6,069	2,415	1,407	3,443	4,567	4,017	2,942
With all plumbing facilities.....	110,704	2,119	6,615	2,228	2,989	6,037	2,395	1,402	3,368	4,548	3,975	2,925
Lacking some or all facilities.....	4,274	11	51	43	23	32	20	5	75	19	42	17
Deteriorating.....	17,410	56	507	310	459	402	201	168	518	447	283	160
With all plumbing facilities.....	13,037	45	474	269	440	365	183	165	461	432	232	131
Lacking some or all facilities.....	4,373	11	33	41	19	37	18	3	57	15	51	29
Dilapidated.....	4,358	16	88	53	74	104	24	30	101	65	63	33
Renter occupied.....	57,103	484	5,021	1,286	1,224	2,757	1,811	1,485	1,721	3,388	2,077	495
Sound.....	40,752	448	3,728	908	890	2,256	1,483	1,221	1,225	2,524	1,676	425
With all plumbing facilities.....	36,401	442	3,310	830	826	2,067	1,300	1,130	1,169	2,309	1,502	420
Lacking some or all facilities.....	4,351	6	418	78	64	199	183	91	56	215	174	5
Deteriorating.....	12,719	29	1,133	289	279	408	272	228	404	696	326	56
With all plumbing facilities.....	9,211	29	776	210	245	309	199	214	305	545	267	54
Lacking some or all facilities.....	3,508	...	357	79	34	99	73	14	99	151	59	2
Dilapidated.....	3,632	7	160	89	55	83	56	36	92	168	75	14
Vacant available for sale.....	2,151	104	87	23	52	161	30	12	34	87	93	131
With all plumbing facilities.....	1,821	104	84	19	46	160	30	12	32	83	92	130
Lacking some or all facilities.....	330	...	3	4	6	1	2	4	1	1
Vacant available for rent.....	5,958	37	708	99	129	275	264	85	91	420	194	39
With all plumbing facilities.....	4,280	36	385	64	113	207	181	62	76	332	166	37
Lacking some or all facilities.....	1,678	1	323	35	16	68	83	23	15	88	28	2
ROOMS												
Median:												
All occupied.....	4.6	4.5	4.6	4.6	4.6	4.6	4.5	4.6	4.5	4.3	4.6	5.1
Vacant available for sale.....	4.8	4.6	4.8	...	4.6	5.0	4.6	5.0	5.3
Vacant available for rent.....	2.9	...	2.4	2.8	2.8	2.6	2.9	2.9	3.0	2.8	3.2	...
PERSONS												
Median: All occupied.....	3.0	3.9	2.3	2.5	2.5	3.4	2.3	2.5	2.5	2.9	2.7	3.7
VALUE												
Median (dollars):												
Owner occupied.....	12,100
Vacant available for sale.....	12,900
CONTRACT RENT												
Average (dollars):												
Renter occupied.....	60
Vacant available for rent.....	60

Table 2.--CONDITION AND PLUMBING FOR HOUSING UNITS WITH NONWHITE HOUSEHOLD HEADS, FOR THE STATE: 1960

Condition and plumbing	The State	Condition and plumbing	The State
All occupied units.....	2,180	Renter occupied.....	1,047
Owner occupied.....	1,133	Sound.....	477
Sound.....	659	With all plumbing facilities.....	372
With all plumbing facilities.....	489	Lacking some or all facilities.....	105
Lacking some or all facilities.....	170	Deteriorating.....	349
Deteriorating.....	289	With all plumbing facilities.....	180
With all plumbing facilities.....	105	Lacking some or all facilities.....	169
Lacking some or all facilities.....	184	Dilapidated.....	221
Dilapidated.....	185		

USCOMM-DC

1960 Census of Housing

ADVANCE REPORTS BUREAU OF THE CENSUS HOUSING CHARACTERISTICS STATES LIBRARY

March 1961

HC(A1)-14

Illinois

(These figures supersede the preliminary counts published in the HC(Pl) series of reports. The present series consists of 51 reports--one each for the 50 States, and the District of Columbia--which are numbered in alphabetical order rather than in order of publication)

This report presents selected housing characteristics for each standard metropolitan statistical area (SMSA) and each place of 10,000 inhabitants or more, and any towns, townships, and counties classified as urban under specified criteria. The data represent final tabulations from the 1960 Census of Housing and are limited to characteristics which were enumerated on a 100-percent basis. Value and contract rent are not shown for places where they were enumerated for a sample consisting of every fourth housing unit.

More detailed information about items presented in this report, as well as data for all other items, will be provided in Volume I, "General Characteristics." The State reports comprising Volume I provide data for standard metropolitan statistical areas, urbanized areas, urban and rural places, and the counties. The Volume I report for the United States will contain summary data for regions, divisions, States, standard metropolitan statistical areas, and places of 50,000 inhabitants or more.

An outline of the 1960 Housing Census publication program may be obtained free of charge from the Bureau of the Census, Washington 25, D.C., or any U.S. Department of Commerce Field Office.

DEFINITIONS AND EXPLANATIONS

Standard metropolitan statistical area.-- Except in New England, a standard metropolitan statistical area (SMSA) is a county or a group of contiguous counties which contains at least one city of 50,000 inhabitants or more or "twin cities" with a combined population of at least 50,000. In addition to the county or counties, containing such a city or cities, contiguous counties are included in an SMSA if, according to certain criteria, they are essentially metropolitan in character and are socially and economically integrated with the central city.

In New England, towns and cities are the units used in defining SMSA's. Here a population density of at least 100 persons per square mile is used as the measure of metropolitan character.

In the 1950 Census reports, data were presented for standard metropolitan areas and in the 1940 Census a somewhat similar type of area called the "metropolitan district" was used.

Housing unit.--A group of rooms or a single room is regarded as a housing unit when it is occupied or intended for occupancy as separate living quarters, that is, when the



U.S. DEPARTMENT OF COMMERCE, Luther H. Hodges, *Secretary*
BUREAU OF THE CENSUS

For sale by the Bureau of the Census, Washington 25, D.C., and U.S. Department of Commerce Field Offices, 15 cents. Complete set of 51 reports, \$6.



occupants do not live and eat with any other persons in the structure, and when there is either (1) direct access from the outside or through a common hall, or (2) a kitchen or cooking equipment for the exclusive use of the occupants.

In the 1950 Census, the unit of enumeration was the dwelling unit. Although the definition of the housing unit in 1960 is essentially similar to that for the dwelling unit in 1950, the housing unit definition was designed to encompass all private living quarters, whereas the dwelling unit definition did not completely cover all private living accommodations.

Occupied housing unit.--A housing unit is occupied if a person or group of persons was living in it at the time of enumeration or if the occupants were only temporarily absent, for example, on vacation. However, if the persons living in the unit have their usual place of residence elsewhere, the unit is classified as vacant.

Tenure.--A housing unit is "owned or being bought" if the owner or co-owner lives in it, even if it is mortgaged or not fully paid for. All other occupied units are classified as renter occupied.

Color.--Occupied housing units are classified by the color of the head of the household. The group designated as "nonwhite" includes Negro, Indian, Japanese, Chinese, and Filipino. Persons of Mexican birth or ancestry who are not definitely Indian or of other nonwhite race are classified as white.

Persons.--All persons enumerated in the Population Census as members of the household were counted in determining the number of persons who live in the housing unit, including lodgers, foster children, wards, and resident employees who share the living quarters of the household head.

Vacant housing unit.--A housing unit is vacant if no persons were living in it at the time of enumeration, except when its occupants were only temporarily absent. Dilapidated vacant units are included if they are intended for occupancy as living quarters; however, if the vacant unit is unfit for use and beyond repair so that it is no longer considered living quarters, it is excluded from

the inventory. New units not yet occupied were enumerated as vacant housing units if construction had proceeded to the point that all the exterior windows and doors were installed and final usable floors were in place.

"Year round" vacant units are those intended for occupancy at any time of the year. "Seasonal" units are those intended for occupancy during only a season of the year.

Available vacant units are those which are on the market for year-round occupancy, are in either sound or deteriorating condition, and are being offered for rent or for sale. The group "Available for sale only" is limited to units for sale and not for rent. "Available for rent" consists of units being offered for rent and those being offered for rent or sale. Of the vacancies for year-round occupancy and in sound or deteriorating condition, "Balance" consists of units which are rented or sold and awaiting occupancy; units held for occasional use; and units held off the market for other reasons.

Rooms.--The respondent's count of rooms was accepted unless a question was raised about which rooms to count. Rooms to be counted included whole rooms used for living purposes such as living rooms, dining rooms, bedrooms, kitchens, finished attic or basement rooms, recreation rooms, lodgers' rooms, and rooms used for offices by a person living in the unit. Not to be counted as rooms were bathrooms, halls, closets, alcoves, pantries, pullman kitchens, unfinished space, and offices used only by persons not living in the unit. Partially divided rooms such as living and dining areas were to be counted separately if there were fixed or movable partitions from floor to ceiling.

Condition and plumbing facilities.--Data on condition of a housing unit are shown in combination with data for plumbing facilities. Three categories of condition were used in the 1960 Census: Sound, deteriorating, and dilapidated.

Sound housing is defined as that which has no defects, or only slight defects which are normally corrected during the course of regular maintenance. Examples of slight defects are lack of paint; slight damage to porch or steps; small cracks in walls, plaster, or chimneys; broken gutters or downspouts.

Deteriorating housing needs more repair than would be provided in the course of regular maintenance. It has one or more defects of an intermediate nature that must be corrected if the unit is to continue to provide safe and adequate shelter. Examples of such defects are shaky or unsafe porch or steps; broken plaster; rotted window sills or frames. Such defects are signs of neglect which lead to serious structural damage if not corrected.

Dilapidated housing does not provide safe and adequate shelter. It has one or more critical defects; or has a combination of intermediate defects; or is of inadequate original construction. Critical defects are those which indicate continued neglect and serious damage to the structure.

The category "With all plumbing facilities" includes units which have hot and cold running water inside the structure, and flush toilet and bathtub or shower inside the structure for the exclusive use of the people living in the housing unit being enumerated.

The category "Lacking only hot water" includes units which have flush toilet and bathtub or shower for the exclusive use of the household but which have only cold running water inside the structure.

The category "Lacking private toilet or bath or running water" includes units which either lack one or more of these facilities

or share the facilities with persons living in another housing unit.

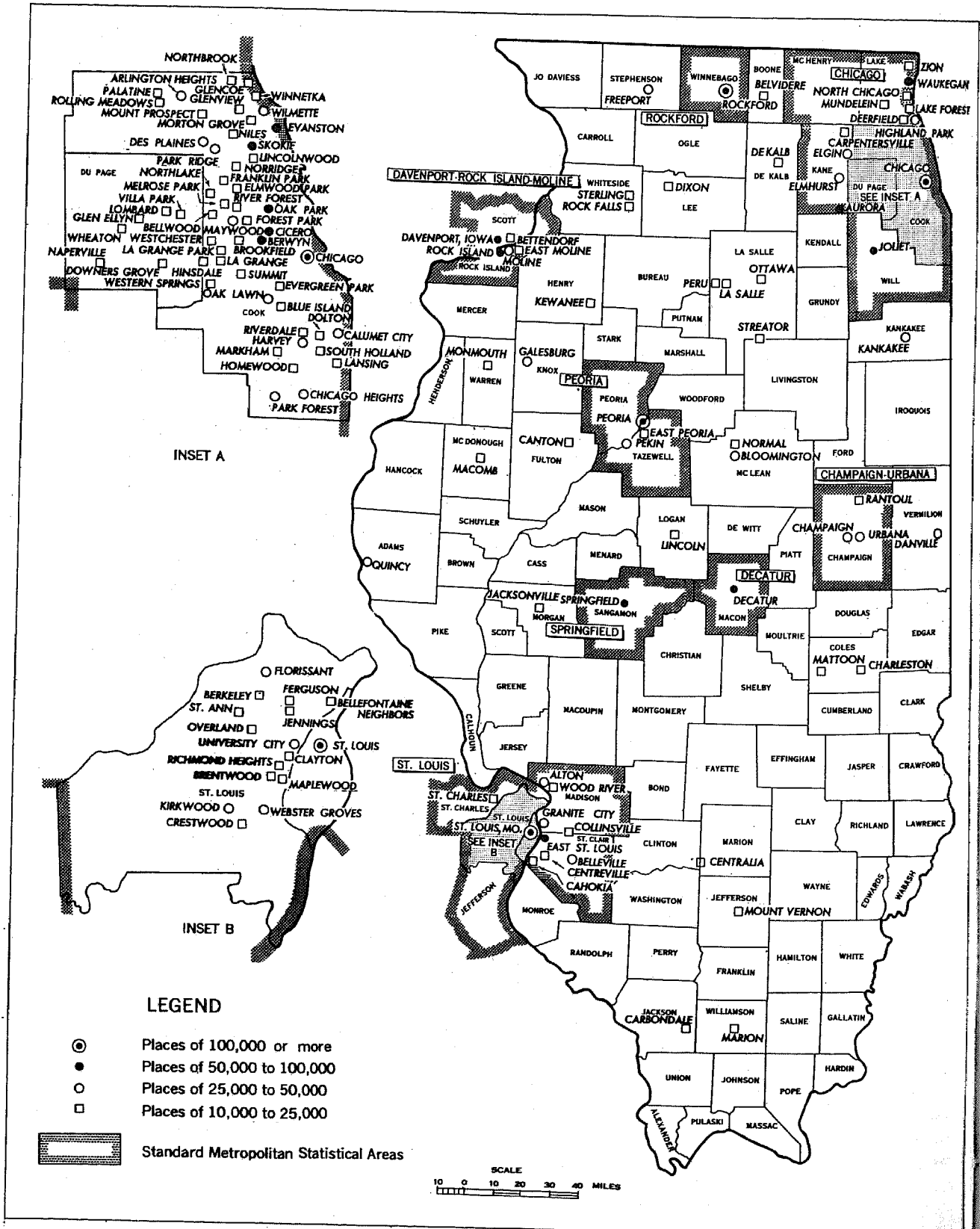
Value.--Value is the respondent's estimate of how much the property would sell for on today's market. For vacant units, it is the price asked for the property. Value data are limited to properties without business and containing only one housing unit. Trailers are excluded.

Contract rent.--Contract rent is the rent agreed upon regardless of the furnishings, utilities, or services included. For vacant units, it is the amount asked for the unit.

The average contract rent, as used in this report, is the arithmetic mean. For occupied units, it is computed by dividing the sum of the rental amounts by the number of renter-occupied units; units for which no cash rent is paid are excluded from the computation. For vacant units, the total amount of rent asked is divided by the number of vacant units available for rent.


Median.--The median is the theoretical value which divides a distribution of housing units into two equal groups--one group having characteristics smaller than the median, and the other having characteristics larger than the median. In the case of median rooms, for example, one-half the units have fewer rooms than the median and one-half have more rooms than the median. In computing the median, a continuous distribution is assumed.

ILLINOIS—STANDARD METROPOLITAN STATISTICAL AREAS, COUNTIES, AND PLACES OF 10,000 OR MORE



LEGEND

- Places of 100,000 or more
- Places of 50,000 to 100,000
- Places of 25,000 to 50,000
- Places of 10,000 to 25,000



Standard Metropolitan Statistical Areas

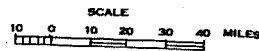


Table 1.--SELECTED HOUSING CHARACTERISTICS, FOR THE STATE, STANDARD METROPOLITAN STATISTICAL AREAS, AND PLACES OF 10,000 INHABITANTS OR MORE: 1960--Con.

(Median or average not shown where base is less than 50; plus (+) or minus (-) after number indicates median above or below that number)

Subject	Standard metropolitan statistical areas--Con.			Places of 10,000 inhabitants or more				
	St. Louis		Springfield	Alton	Arlington Heights	Aurora	Belleville	Bellwood
	Total	Illinois portion						
All housing units.....	661,004	152,037	50,011	13,976	7,545	20,163	12,823	5,791
TENURE, COLOR, AND VACANCY STATUS								
Occupied.....	624,641	144,348	47,514	13,383	7,175	19,568	12,078	5,642
Owner occupied.....	386,788	103,713	31,354	9,073	6,308	12,913	8,738	4,806
White.....	359,370	95,799	30,443	8,346	6,306	12,587	8,705	4,801
Nonwhite.....	27,418	7,914	911	727	2	326	33	3
Renter occupied.....	237,853	40,635	16,160	4,310	867	6,655	3,340	836
White.....	183,178	32,198	15,285	3,692	863	6,478	3,315	835
Nonwhite.....	54,675	8,437	875	618	4	177	25	1
Vacant.....	36,363	7,689	2,497	593	370	595	745	149
Year round.....	31,286	7,173	2,277	564	368	579	697	149
Sound or deteriorating.....	27,558	6,026	1,939	503	365	530	596	147
Available for sale only.....	6,269	1,516	356	71	174	103	127	48
Available for rent.....	14,139	2,570	938	295	142	343	319	67
Balance.....	7,150	1,940	645	137	49	104	150	32
Dilapidated.....	3,728	1,147	338	61	3	29	101	2
Seasonal.....	5,077	516	220	29	2	16	48	...
CONDITION AND PLUMBING								
All units.....	661,004	152,037	50,011	13,976	7,545	20,163	12,823	5,791
Sound.....	549,755	122,248	40,590	11,401	7,371	17,918	10,867	5,711
With all plumbing facilities.....	503,180	111,071	37,587	10,607	7,346	17,103	10,231	5,678
Lacking only hot water.....	9,045	2,486	190	130	1	111	116	5
Lack'g priv. toilet or bath or run'g water.....	37,530	8,691	2,813	664	24	704	520	28
Deteriorating.....	85,327	21,592	7,267	2,074	148	1,881	1,453	68
With all plumbing facilities.....	46,012	11,623	5,014	1,292	143	1,374	1,066	61
Lacking only hot water.....	8,718	2,141	149	119	3	66	60	4
Lack'g priv. toilet or bath or run'g water.....	30,597	7,828	2,104	663	2	441	327	3
Dilapidated.....	25,922	8,197	2,154	501	26	364	503	12
Owner occupied.....	386,788	103,713	31,354	9,073	6,308	12,913	8,738	4,806
Sound.....	351,945	90,229	27,257	7,959	6,230	12,152	7,927	4,766
With all plumbing facilities.....	339,170	84,715	26,215	7,731	6,219	12,017	7,648	4,755
Lacking some or all facilities.....	12,775	5,514	1,042	228	11	135	279	11
Deteriorating.....	28,068	10,282	3,291	918	68	682	658	38
With all plumbing facilities.....	19,862	6,489	2,553	719	67	596	522	36
Lacking some or all facilities.....	8,206	3,793	738	199	1	86	136	2
Dilapidated.....	6,775	3,202	806	196	10	79	153	2
Renter occupied.....	237,853	40,635	16,160	4,310	867	6,655	3,340	836
Sound.....	173,721	27,292	11,809	3,081	788	5,319	2,468	799
With all plumbing facilities.....	145,106	22,519	10,139	2,979	780	4,708	2,185	780
Lacking some or all facilities.....	28,615	4,773	1,670	502	8	611	283	19
Deteriorating.....	49,215	9,542	3,380	988	66	1,081	625	29
With all plumbing facilities.....	23,080	4,307	2,162	491	63	715	423	24
Lacking some or all facilities.....	26,135	5,235	1,218	497	3	366	202	5
Dilapidated.....	14,917	3,801	971	241	13	255	247	8
Vacant available for sale.....	6,269	1,516	356	71	174	103	127	48
With all plumbing facilities.....	5,755	1,340	310	64	169	103	116	48
Lacking some or all facilities.....	514	176	46	7	5	...	11	...
Vacant available for rent.....	14,139	2,570	938	295	142	343	319	67
With all plumbing facilities.....	9,272	1,708	663	193	141	234	253	64
Lacking some or all facilities.....	4,867	862	275	102	1	109	66	3
ROOMS								
Median:								
All occupied.....	4.6	5.6	5.1	4.6	4.9
Vacant available for sale.....	4.8	5.9	5.5	4.9	...
Vacant available for rent.....	3.2	3.7	2.5	3.3	3.9
PERSONS								
Median: All occupied.....	2.7	3.8	2.8	2.6	3.6
VALUE								
Median (dollars):								
Owner occupied.....	14,800
Vacant available for sale.....	17,900
CONTRACT RENT								
Average (dollars):								
Renter occupied.....	83
Vacant available for rent.....	72

Table 1.--SELECTED HOUSING CHARACTERISTICS, FOR THE STATE, STANDARD METROPOLITAN STATISTICAL AREAS, AND PLACES OF 10,000 INHABITANTS OR MORE: 1960--Con.

(Median or average not shown where base is less than 50; plus (+) or minus (-) after number indicates median above or below that number)

Subject	Places of 10,000 inhabitants or more--Con.										
	Centre-ville	Champaign	Charleston	Chicago	Chicago Heights	Cicero	Collinsville	Danville	Deatur	Deerfield	De Kalb
All housing units.....	3,679	14,275	3,302	1,214,958	10,036	23,938	4,784	14,656	27,119	3,230	5,143
TENURE, COLOR, AND VACANCY STATUS											
Occupied.....	3,505	13,698	3,111	1,197,409	9,553	23,229	4,563	13,918	25,601	3,065	4,858
Owner occupied.....	2,542	8,116	2,134	396,718	5,819	12,767	3,439	9,222	17,685	2,784	3,126
White.....	1,366	7,570	2,132	360,051	3,392	12,765	3,387	8,587	16,819	2,784	3,120
Nonwhite.....	1,176	546	2	36,667	427	2	52	635	866	...	6
Renter occupied.....	963	5,582	977	760,691	3,734	10,462	1,124	4,696	7,916	281	1,732
White.....	279	4,860	973	563,864	2,560	10,455	1,101	4,186	7,323	279	1,728
Nonwhite.....	684	722	4	196,827	1,174	7	23	510	563	2	6
Vacant.....	174	577	191	57,549	483	709	221	738	1,518	165	285
Year round.....	169	565	160	54,855	480	671	205	696	1,425	165	281
Sound or deteriorating.....	119	536	153	51,232	443	648	179	582	1,284	162	280
Available for sale only.....	37	82	25	2,814	139	47	41	114	327	62	38
Available for rent.....	32	317	90	41,805	173	442	71	306	713	27	178
Balance.....	50	137	38	6,613	131	159	67	162	244	73	64
Dilapidated.....	50	29	7	3,623	37	23	26	114	141	3	3
Seasonal.....	5	12	31	2,694	3	38	16	42	93	...	2
CONDITION AND PLUMBING											
All units.....	3,679	14,275	3,302	1,214,958	10,036	23,938	4,784	14,656	27,119	3,230	5,143
Sound.....	2,245	12,172	2,783	1,029,446	8,319	22,062	4,071	11,209	22,640	3,123	4,589
With all plumbing facilities.....	1,824	11,323	2,542	940,266	7,826	21,473	3,833	10,324	20,940	3,118	4,448
Lacking only hot water.....	122	27	55	4,419	116	67	51	72	127	1	15
Lack'g priv. toilet or bath or run'g water.....	299	817	186	84,761	377	522	187	813	1,573	4	126
Deteriorating.....	915	1,754	473	154,586	1,323	1,645	521	2,563	3,796	77	484
With all plumbing facilities.....	214	1,229	262	105,028	729	1,383	358	1,866	2,682	75	424
Lacking only hot water.....	114	32	73	2,686	126	25	43	51	84	...	19
Lack'g priv. toilet or bath or run'g water.....	587	493	138	46,872	468	237	120	646	1,030	2	41
Dilapidated.....	519	349	46	30,926	394	231	192	884	683	30	70
Owner occupied.....	2,542	8,116	2,134	396,718	5,819	12,767	3,439	9,222	17,685	2,784	3,126
Sound.....	1,813	7,389	1,900	367,649	5,402	12,100	3,077	7,506	15,794	2,740	2,937
With all plumbing facilities.....	1,545	7,274	1,784	363,100	5,322	12,036	2,968	7,255	15,362	2,738	2,914
Lacking some or all facilities.....	268	115	116	4,549	80	64	109	251	432	2	23
Deteriorating.....	492	634	207	25,906	375	618	269	1,335	1,654	37	162
With all plumbing facilities.....	167	541	112	24,212	302	597	193	1,097	1,377	36	143
Lacking some or all facilities.....	325	93	95	1,694	73	21	76	238	277	1	19
Dilapidated.....	237	93	27	3,163	42	49	93	381	237	7	27
Renter occupied.....	963	5,582	977	760,691	3,734	10,462	1,124	4,696	7,916	281	1,732
Sound.....	337	4,369	760	619,396	2,521	9,367	849	3,264	5,904	225	1,404
With all plumbing facilities.....	220	3,729	650	544,088	2,135	8,898	736	2,705	4,812	222	1,296
Lacking some or all facilities.....	137	640	110	75,208	386	469	113	559	1,092	3	108
Deteriorating.....	375	986	206	117,243	898	936	205	1,050	1,719	36	288
With all plumbing facilities.....	40	601	116	74,791	400	731	138	655	1,052	36	251
Lacking some or all facilities.....	335	385	90	42,457	498	205	67	395	667	...	37
Dilapidated.....	231	227	11	24,047	315	159	70	382	293	20	40
Vacant available for sale.....	37	82	25	2,814	139	47	41	114	327	62	38
With all plumbing facilities.....	34	80	22	2,703	137	47	32	103	294	62	37
Lacking some or all facilities.....	3	2	3	111	2	...	9	11	33	...	1
Vacant available for rent.....	32	317	90	41,805	173	442	71	306	713	27	178
With all plumbing facilities.....	11	228	69	29,150	138	362	54	215	463	26	168
Lacking some or all facilities.....	21	89	21	12,655	35	80	17	91	250	1	10
ROOMS											
Median:											
All occupied.....	4.3	4.7	4.8	4.4	5.1	4.8	4.4	4.8	4.7	6.0	4.9
Vacant available for sale.....	...	5.2	...	5.2	5.7	5.2	5.0	6.4	...
Vacant available for rent.....	...	2.8	3.5	2.8	3.9	3.6	3.4	3.3	3.1	...	2.5
PERSONS											
Median: All occupied.....	3.1	2.6	2.5	2.6	3.4	2.7	2.8	2.5	2.6	3.8	2.9
VALUE											
Median (dollars):											
Owner occupied.....	6,200	18,000	...	17,400	12,000
Vacant available for sale.....	20,600	12,700
CONTRACT RENT											
Average (dollars):											
Renter occupied.....	34	83	...	75	63
Vacant available for rent.....	83	...	80	57

Table 1.--SELECTED HOUSING CHARACTERISTICS, FOR THE STATE, STANDARD METROPOLITAN STATISTICAL AREAS, AND PLACES OF 10,000 INHABITANTS OR MORE: 1960--Con.

(Median or average not shown where base is less than 50; plus (+) or minus (-) after number indicates median above or below that number)

Subject	Places of 10,000 inhabitants or more--Con.										
	Lincoln	Lincoln-wood	Lombard	Maconb	Marion	Markham	Mattoon	Maywood	Melrose Park	Moline	Mon-mouth
All housing units.....	4,692	3,305	6,251	4,030	4,186	2,893	6,739	8,364	6,626	14,359	3,550
TENURE, COLOR, AND VACANCY STATUS											
Occupied.....	4,479	3,200	5,992	3,814	3,971	2,728	6,329	8,102	6,426	13,940	3,378
Owner occupied.....	2,856	3,105	5,322	2,533	2,884	2,489	4,307	5,106	4,243	9,362	2,303
White.....	2,825	3,102	5,317	2,515	2,824	1,934	4,272	4,463	4,234	9,309	2,236
Nonwhite.....	31	3	5	18	60	555	35	643	9	53	67
Renter occupied.....	1,623	95	670	1,281	1,087	239	2,022	2,996	2,183	4,578	1,075
White.....	1,611	93	670	1,265	1,036	232	2,007	2,335	2,168	4,522	1,046
Nonwhite.....	12	2	...	16	51	7	15	661	15	56	29
Vacant.....	213	105	259	216	215	165	410	262	200	419	172
Year round.....	189	102	256	211	147	165	366	260	196	353	167
Sound or deteriorating.....	164	102	253	172	120	165	319	248	190	302	138
Available for sale only.....	30	46	133	36	25	88	82	33	9	76	22
Balance.....	92	5	82	85	31	32	136	175	133	143	69
Dilapidated.....	42	54	38	51	64	45	101	40	48	83	29
Seasonal.....	24	...	3	39	27	...	47	12	6	51	29
Seasonal.....	24	...	3	5	68	...	44	2	4	66	5
CONDITION AND PLUMBING											
All units.....	4,692	3,305	6,251	4,030	4,186	2,893	6,739	8,364	6,626	14,359	3,550
Sound.....	3,838	3,255	5,964	3,040	3,262	2,769	5,338	7,461	6,242	11,902	2,845
With all plumbing facilities.....	3,684	3,236	5,940	2,882	2,947	2,762	5,040	7,225	6,081	11,366	2,524
Lacking only hot water.....	24	...	7	13	100	6	37	16	13	49	18
Lack'g priv. toilet or bath or run'g water.....	130	19	17	145	215	1	261	220	148	487	303
Deteriorating.....	993	35	268	774	801	116	1,108	758	308	1,986	529
With all plumbing facilities.....	426	35	260	609	426	102	784	693	262	1,414	346
Lacking only hot water.....	17	...	3	17	144	5	60	9	1	24	10
Lack'g priv. toilet or bath or run'g water.....	150	...	5	148	231	9	264	56	45	548	173
Dilapidated.....	261	15	19	216	123	8	293	145	76	471	176
Owner occupied.....	2,856	3,105	5,322	2,533	2,884	2,489	4,307	5,106	4,243	9,362	2,303
Sound.....	2,516	3,073	5,129	2,044	2,460	2,398	3,658	4,790	4,103	8,494	1,939
With all plumbing facilities.....	2,465	3,066	5,118	1,987	2,311	2,392	3,559	4,752	4,081	8,338	1,835
Lacking some or all facilities.....	51	7	11	57	149	6	99	38	22	156	104
Deteriorating.....	245	7	183	385	381	86	544	287	115	729	289
With all plumbing facilities.....	202	23	179	323	233	77	414	278	109	633	204
Lacking some or all facilities.....	43	...	4	62	148	9	130	9	6	96	85
Dilapidated.....	95	9	10	104	43	5	105	29	25	139	75
Renter occupied.....	1,623	95	670	1,281	1,087	239	2,022	2,996	2,183	4,578	1,075
Sound.....	1,193	80	593	878	695	212	1,416	2,457	1,961	3,121	802
With all plumbing facilities.....	1,098	73	583	785	554	211	1,265	2,272	1,838	2,772	620
Lacking some or all facilities.....	95	7	10	93	141	1	151	185	123	349	182
Deteriorating.....	290	9	71	330	340	24	466	435	178	1,180	202
With all plumbing facilities.....	196	9	69	242	160	19	315	383	142	740	117
Lacking some or all facilities.....	94	...	2	88	180	5	151	52	36	440	85
Dilapidated.....	140	6	6	73	52	3	140	104	44	277	71
Vacant available for sale.....	30	46	133	36	25	88	82	33	9	76	22
With all plumbing facilities.....	29	46	132	36	18	88	81	33	8	68	21
Lacking some or all facilities.....	1	...	1	...	7	...	1	...	1	8	1
Vacant available for rent.....	92	5	82	85	31	32	136	175	133	143	69
With all plumbing facilities.....	67	4	80	67	20	32	90	158	117	105	35
Lacking some or all facilities.....	25	1	2	18	11	...	46	17	16	38	34
ROOMS											
Median:											
All occupied.....	4.8	6.4	5.2	4.9	4.4	5.2	4.8	5.2	4.9	4.9	5.2
Vacant available for sale.....	5.0	5.1	5.2	5.1	...
Vacant available for rent.....	3.8	...	3.9	3.3	3.2	3.6	3.3	3.6	3.6
PERSONS											
Median: All occupied.....	2.5	3.7	3.7	2.4	2.4	4.2	2.6	3.0	3.3	2.6	2.4
VALUE											
Median (dollars):											
Owner occupied.....	13,400	...
Vacant available for sale.....	14,100	...
CONTRACT RENT											
Average (dollars):											
Renter occupied.....	63	...
Vacant available for rent.....	69	...

Table 1.--SELECTED HOUSING CHARACTERISTICS, FOR THE STATE, STANDARD METROPOLITAN STATISTICAL AREAS, AND PLACES OF 10,000 INHABITANTS OR MORE: 1960--Con.

(Median or average not shown where base is less than 50; plus (+) or minus (-) after number indicates median above or below that number)

Subject	Places of 10,000 inhabitants or more--Con.										
	Oak Lawn	Oak Park	Ottawa	Palat-ine	Park Forest	Park Ridge	Pekin	Peoria	Peru	Quincy	Rantoul
All housing units.....	7,475	21,555	6,324	3,215	7,841	9,670	9,356	35,489	3,441	15,182	4,828
TENURE, COLOR, AND VACANCY STATUS											
Occupied.....											
Owner occupied.....	7,094	20,897	6,019	3,077	7,522	9,289	9,006	33,642	3,345	14,445	4,432
White.....	6,714	10,585	4,208	2,572	4,442	8,389	6,796	19,056	2,787	9,128	1,635
Nonwhite.....	6,709	10,568	4,191	2,568	4,408	8,385	6,795	18,099	2,786	8,939	1,641
Renter occupied.....	5	17	17	4	34	4	1	957	1	189	14
White.....	380	10,312	1,811	505	3,080	900	2,210	14,586	558	5,317	2,797
Nonwhite.....	380	10,278	1,793	504	3,069	898	2,208	13,112	558	5,113	2,649
Vacant.....	381	658	305	138	319	381	350	1,847	96	737	376
Year round.....	378	581	264	138	315	377	343	1,694	88	709	373
Sound or deteriorating.....	376	562	236	135	315	377	297	1,462	77	601	339
Available for sale only.....	232	38	29	53	74	142	102	168	15	84	27
Available for rent.....	16	397	150	51	181	92	121	1,048	32	326	255
Balance.....	128	167	57	31	60	143	74	246	30	191	57
Dilapidated.....	2	19	28	3	46	232	11	108	34
Seasonal.....	3	77	41	...	4	4	7	153	8	28	3
CONDITION AND PLUMBING											
All units.....	7,475	21,555	6,324	3,215	7,841	9,670	9,356	35,489	3,441	15,182	4,828
Sound.....	7,349	20,707	5,345	3,063	7,838	9,561	9,329	28,982	3,201	15,370	4,420
With all plumbing facilities.....	7,314	20,373	5,099	3,047	7,838	9,529	9,288	26,858	3,083	11,171	4,380
Lacking only hot water.....	10	6	60	2	...	5	67	110	39	281	2
Lack'g priv. toilet or bath or run'g water.....	15	328	186	14	...	27	274	2,014	79	918	38
Deteriorating.....	115	739	789	125	...	82	797	4,815	197	2,216	335
With all plumbing facilities.....	108	564	559	117	2	77	525	3,351	131	1,311	310
Lacking only hot water.....	4	2	36	5	...	3	78	103	19	175	2
Lack'g priv. toilet or bath or run'g water.....	3	173	194	3	...	2	194	1,361	47	730	23
Dilapidated.....	11	109	190	27	1	27	230	1,692	43	596	73
Owner occupied.....	6,714	10,585	4,208	2,572	4,442	8,389	6,796	19,056	2,787	9,128	1,655
Sound.....	6,627	10,337	3,814	2,512	4,441	8,322	6,331	16,884	2,647	8,207	1,566
With all plumbing facilities.....	6,609	10,321	3,709	2,504	4,441	8,313	6,188	16,546	2,590	7,861	1,553
Lacking some or all facilities.....	18	16	105	8	...	9	143	338	57	345	11
Deteriorating.....	82	233	327	53	1	52	380	1,771	117	747	81
With all plumbing facilities.....	78	228	270	50	1	50	274	1,512	79	561	79
Lacking some or all facilities.....	4	5	57	3	...	2	106	259	38	186	2
Dilapidated.....	5	15	67	7	...	15	85	401	23	174	8
Renter occupied.....	380	10,312	1,811	505	3,080	900	2,210	14,586	558	5,317	2,797
Sound.....	353	9,779	1,357	425	3,078	868	1,747	10,938	481	3,757	2,557
With all plumbing facilities.....	339	9,485	1,246	417	3,078	848	1,581	9,419	426	2,977	2,532
Lacking some or all facilities.....	14	294	111	8	...	20	166	1,519	55	780	25
Deteriorating.....	24	460	365	63	1	20	365	2,611	68	1,252	209
With all plumbing facilities.....	23	306	236	61	1	18	221	1,604	47	656	188
Lacking some or all facilities.....	1	154	129	2	...	2	144	1,007	21	596	21
Dilapidated.....	3	73	89	17	1	12	98	1,037	9	308	31
Vacant available for sale.....	232	38	29	53	74	142	102	168	15	84	27
With all plumbing facilities.....	231	38	25	52	74	141	91	153	14	73	27
Lacking some or all facilities.....	1	...	4	1	...	1	11	15	1	11	...
Vacant available for rent.....	16	357	150	51	181	92	121	1,048	32	326	255
With all plumbing facilities.....	14	323	97	50	181	90	91	715	22	205	249
Lacking some or all facilities.....	2	34	53	1	...	2	30	333	10	121	6
ROOMS											
Median:											
All occupied.....	5.3	5.3	5.0	5.6	5.3	5.9	4.7	4.7	5.0	4.7	4.8
Vacant available for sale.....	5.3	6.2	5.0	6.0	4.9	5.3	...	4.9	...
Vacant available for rent.....	...	3.2	3.1	4.0	4.9	3.4	3.2	3.1	...	3.2	4.3
PERSONS											
Median: All occupied.....	3.8	2.4	2.8	3.7	4.0	3.3	2.9	2.5	2.8	2.5	3.5
VALUE											
Median (dollars):											
Owner occupied.....	...	21,400	11,600
Vacant available for sale.....	12,200
CONTRACT RENT											
Average (dollars):											
Renter occupied.....	...	110	62
Vacant available for rent.....	...	118	57

Table 1.--SELECTED HOUSING CHARACTERISTICS, FOR THE STATE, STANDARD METROPOLITAN STATISTICAL AREAS, AND PLACES OF 10,000 INHABITANTS OR MORE: 1960--Con.

(Median or average not shown where base is less than 50; plus (+) or minus (-) after number indicates median above or below that number)

Subject	Places of 10,000 inhabitants or more--Con.										
	Riverdale	River Forest	Rock Falls	Rockford	Rock Island	Rolling Meadows	Skokie	South Holland	Springfield	Sterling	Streator
All housing units.....	3,606	3,617	3,009	41,301	17,154	2,706	17,165	2,846	30,093	5,135	5,502
TENURE, COLOR, AND VACANCY STATUS											
Occupied.....	3,517	3,552	2,884	39,888	16,576	2,597	16,522	2,693	28,752	4,923	5,259
Owner occupied.....	2,807	2,666	2,005	24,665	10,230	2,499	13,841	2,395	16,797	3,130	3,892
White.....	2,807	2,665	2,004	23,987	9,929	2,498	13,818	2,394	15,951	3,114	3,868
Nonwhite.....	...	1	1	678	301	1	23	1	846	16	24
Renter occupied.....	710	886	879	15,223	6,346	98	2,681	298	11,955	1,793	1,367
White.....	710	885	879	14,566	5,936	98	2,677	298	11,107	1,783	1,335
Nonwhite.....	...	1	...	657	410	...	4	...	848	10	32
Vacant.....	89	65	125	1,413	578	109	643	153	1,341	212	243
Year round.....	85	62	120	1,365	551	109	643	147	1,280	203	228
Sound or deteriorating.....	85	61	111	1,269	483	109	639	143	1,165	176	202
Available for sale only.....	14	11	21	191	75	36	233	98	205	36	31
Available for rent.....	56	30	59	802	267	8	220	14	727	81	66
Balance.....	15	20	31	276	141	65	186	31	233	59	165
Dilapidated.....	...	1	9	96	68	...	4	4	115	27	26
Seasonal.....	4	3	5	48	27	6	61	9	15
CONDITION AND PLUMBING											
All units.....	3,606	3,617	3,009	41,301	17,154	2,706	17,165	2,846	30,093	5,135	5,502
Sound.....	3,462	3,569	2,686	36,557	14,352	2,701	17,023	2,753	24,491	4,194	4,331
With all plumbing facilities.....	3,452	3,559	2,484	34,421	13,218	2,699	16,976	2,731	22,912	3,966	4,099
Lacking only hot water.....	2	4	54	317	83	...	7	7	73	18	35
Lack'g priv. toilet or bath or run'g water.....	8	6	148	1,819	1,051	1	40	15	1,506	210	197
Deteriorating.....	110	45	277	4,032	2,168	5	131	69	4,567	736	948
With all plumbing facilities.....	97	45	167	3,007	1,422	5	125	52	3,564	630	751
Lacking only hot water.....	1	...	29	144	41	...	1	9	90	23	37
Lack'g priv. toilet or bath or run'g water.....	12	...	81	881	705	...	5	8	913	83	160
Dilapidated.....	34	3	46	712	634	...	11	24	1,035	205	223
Owner occupied.....	2,807	2,666	2,005	24,665	10,230	2,499	13,841	2,395	16,797	3,130	3,892
Sound.....	2,748	2,636	1,857	23,303	9,252	2,498	13,746	2,354	14,485	2,748	3,232
With all plumbing facilities.....	2,746	2,631	1,751	22,941	9,065	2,496	13,732	2,345	14,261	2,705	3,158
Lacking some or all facilities.....	2	5	106	362	187	2	14	9	224	43	74
Deteriorating.....	53	29	129	1,186	841	1	92	33	1,964	300	552
With all plumbing facilities.....	52	29	85	1,047	703	1	90	24	1,741	265	460
Lacking some or all facilities.....	1	...	44	139	138	...	2	9	223	35	92
Dilapidated.....	6	1	19	176	137	...	3	8	348	82	108
Renter occupied.....	710	886	879	15,223	6,346	98	2,681	298	11,955	1,793	1,367
Sound.....	629	869	749	12,231	4,721	94	2,644	260	9,049	1,317	949
With all plumbing facilities.....	622	864	674	10,680	3,868	94	2,628	248	7,840	1,152	814
Lacking some or all facilities.....	7	5	75	1,551	853	...	16	12	1,209	165	135
Deteriorating.....	53	16	113	2,553	1,201	...	33	31	2,337	382	333
With all plumbing facilities.....	41	16	67	1,778	660	4	31	24	1,631	326	258
Lacking some or all facilities.....	12	...	46	775	541	...	2	7	706	56	75
Dilapidated.....	28	1	17	439	424	...	4	7	569	94	85
Vacant available for sale.....	14	11	21	191	75	36	233	98	205	36	31
With all plumbing facilities.....	14	11	18	183	72	36	231	98	193	30	26
Lacking some or all facilities.....	3	8	3	...	2	...	12	6	5
Vacant available for rent.....	56	30	59	802	267	8	220	14	727	81	66
With all plumbing facilities.....	55	30	38	542	149	8	213	13	561	61	47
Lacking some or all facilities.....	1	...	21	260	118	...	7	1	166	20	19
ROOMS											
Median:											
All occupied.....	5.1	6.5+	4.8	5.0	4.8	4.9	5.6	5.2	4.5	5.2	5.0
Vacant available for sale.....	5.3	5.6	...	6.0	5.2	5.1	...	3.1
Vacant available for rent.....	3.5	...	3.5	3.5	2.9	...	3.8	...	2.9	3.8	2.8
PERSONS											
Median: All occupied.....	3.2	2.8	3.2	2.8	2.6	4.1	3.6	3.8	2.4	2.7	...
VALUE											
Median (dollars):											
Owner occupied.....	14,900	13,400	...	25,000+	...	11,400
Vacant available for sale.....	16,300	16,400	...	25,000+	...	16,800
CONTRACT RENT											
Average (dollars):											
Renter occupied.....	70	63	...	137	...	66
Vacant available for rent.....	66	64	...	149	...	73

Table 2.--CONDITION AND PLUMBING FOR HOUSING UNITS WITH NONWHITE HOUSEHOLD HEADS, FOR THE STATE, STANDARD METROPOLITAN STATISTICAL AREAS, AND PLACES OF 10,000 INHABITANTS OR MORE WITH 400 OR MORE SUCH UNITS: 1960

Condition and plumbing	The State	Standard metropolitan statistical areas									Places of 10,000 inhabitants or more	
		Cham-paign-Urbana	Chicago	Davenport-Rock Island-Moline	Decatur	Peoria	Rockford	St. Louis	Spring-field	Alton	Aurora	
All occupied units.....	289,467	1,921	250,615	1,583	1,448	2,569	2,075	82,093	1,786	1,345	503	
Owner occupied.....	65,043	726	45,417	749	882	1,061	1,116	27,418	911	727	326	
Sound.....	46,297	506	36,338	470	493	526	787	18,269	466	401	243	
With all plumbing facilities....	43,222	454	35,208	427	445	502	641	16,244	431	357	233	
Lacking some or all facilities..	3,035	52	1,130	43	48	24	146	2,025	35	44	10	
Deteriorating.....	13,962	178	7,411	211	300	359	240	6,895	303	224	66	
With all plumbing facilities....	9,880	109	6,546	158	233	313	129	4,103	260	154	56	
Lacking some or all facilities..	4,082	69	865	53	67	46	111	2,792	43	70	10	
Dilapidated.....	4,824	42	1,668	68	89	176	89	2,254	142	102	17	
Renter occupied.....	224,424	1,195	205,198	834	566	1,508	999	54,675	875	618	177	
Sound.....	143,564	710	136,297	335	221	827	469	28,873	366	270	90	
With all plumbing facilities....	116,338	537	111,151	222	168	743	317	21,545	286	177	68	
Lacking some or all facilities..	27,226	173	25,146	113	53	84	152	7,328	80	93	22	
Deteriorating.....	99,999	325	53,043	250	202	376	290	18,404	296	225	47	
With all plumbing facilities....	33,605	148	31,333	130	93	232	91	6,625	169	62	27	
Lacking some or all facilities..	26,394	177	21,510	130	109	144	199	11,779	127	163	20	
Dilapidated.....	20,861	160	15,858	249	143	305	200	7,398	213	123	40	

Condition and plumbing	Places of 10,000 inhabitants or more--Con.										
	Carbondale	Centre-ville	Champaign	Chicago	Chicago Heights	Danville	Decatur	East St. Louis	Evanston	Harvey	Joliet
All occupied units.....	559	1,860	1,268	233,494	1,601	1,145	1,429	10,163	2,423	469	1,002
Owner occupied.....	334	1,176	546	36,667	427	635	866	4,474	1,068	314	370
Sound.....	201	526	369	29,713	259	361	482	2,211	908	262	188
With all plumbing facilities....	169	339	332	29,066	231	305	439	1,768	886	251	158
Lacking some or all facilities..	32	187	37	647	28	56	43	443	22	11	30
Deteriorating.....	98	419	143	5,968	151	224	296	1,658	112	37	137
With all plumbing facilities....	42	125	90	5,570	96	121	231	798	104	32	83
Lacking some or all facilities..	56	294	53	398	55	103	65	860	8	5	54
Dilapidated.....	35	231	34	986	17	50	88	605	48	15	45
Renter occupied.....	225	684	722	196,827	1,174	510	563	5,689	1,355	155	632
Sound.....	73	126	343	131,985	469	205	219	1,900	866	94	302
With all plumbing facilities....	45	32	236	107,888	279	163	167	1,242	739	78	216
Lacking some or all facilities..	28	94	107	24,097	190	42	52	658	127	16	86
Deteriorating.....	89	333	236	50,589	536	220	201	2,555	319	35	166
With all plumbing facilities....	29	22	88	30,359	136	98	93	620	210	24	53
Lacking some or all facilities..	60	311	148	20,230	400	122	108	1,935	109	11	113
Dilapidated.....	63	225	143	14,253	169	85	143	1,234	170	26	164

Condition and plumbing	Places of 10,000 inhabitants or more--Con.										
	Kankakee	Markham	Maywood	North Chicago	Peoria	Rockford	Rock Island	Spring-field	Summit	Urbana	Wau-kegan
All occupied units.....	595	562	1,304	1,039	2,431	1,335	711	1,694	467	460	1,074
Owner occupied.....	279	555	643	526	957	678	301	846	136	145	433
Sound.....	135	543	512	381	487	538	182	436	123	103	324
With all plumbing facilities....	130	543	504	298	468	492	157	410	134	88	318
Lacking some or all facilities..	5	...	8	83	19	46	25	26	9	15	6
Deteriorating.....	98	12	118	84	338	91	86	287	12	34	57
With all plumbing facilities....	79	12	117	47	294	71	66	290	6	15	4
Lacking some or all facilities..	19	...	1	37	44	20	20	37	6	8	52
Dilapidated.....	46	...	13	61	132	49	33	123	1	8	52
Renter occupied.....	316	7	661	513	1,474	657	410	848	331	315	641
Sound.....	64	7	364	288	816	372	175	360	251	226	323
With all plumbing facilities....	54	7	320	233	733	278	120	283	149	160	262
Lacking some or all facilities..	10	...	44	55	83	94	55	77	102	66	61
Deteriorating.....	137	...	217	123	370	183	109	285	67	73	164
With all plumbing facilities....	94	...	188	61	227	66	47	164	20	44	126
Lacking some or all facilities..	43	...	29	62	143	117	62	121	47	29	38
Dilapidated.....	115	...	80	102	288	102	126	203	13	16	154

1960
Census
of
Housing

ADVANCE REPORTS

BUREAU OF THE CENSUS
HOUSING CHARACTERISTICS

JUN 20 3 33 PM '61
STATES

LIBRARY

March 1961

HC(A1)-15

Indiana

(These figures supersede the preliminary counts published in the HC(PL) series of reports. The present series consists of 51 reports—one each for the 50 States, and the District of Columbia—which are numbered in alphabetical order rather than in order of publication)

This report presents selected housing characteristics for each standard metropolitan statistical area (SMSA) and each place of 10,000 inhabitants or more, and any towns, townships, and counties classified as urban under specified criteria. The data represent final tabulations from the 1960 Census of Housing and are limited to characteristics which were enumerated on a 100-percent basis. Value and contract rent are not shown for places where they were enumerated for a sample consisting of every fourth housing unit.

More detailed information about items presented in this report, as well as data for all other items, will be provided in Volume I, "General Characteristics." The State reports comprising Volume I provide data for standard metropolitan statistical areas, urbanized areas, urban and rural places, and the counties. The Volume I report for the United States will contain summary data for regions, divisions, States, standard metropolitan statistical areas, and places of 50,000 inhabitants or more.

An outline of the 1960 Housing Census publication program may be obtained free of charge from the Bureau of the Census, Washington 25, D.C., or any U.S. Department of Commerce Field Office.

DEFINITIONS AND EXPLANATIONS

Standard metropolitan statistical area.--- Except in New England, a standard metropolitan statistical area (SMSA) is a county or a group of contiguous counties which contains at least one city of 50,000 inhabitants or more or "twin cities" with a combined population of at least 50,000. In addition to the county or counties, containing such a city or cities, contiguous counties are included in an SMSA if, according to certain criteria, they are essentially metropolitan in character and are socially and economically integrated with the central city.

In New England, towns and cities are the units used in defining SMSA's. Here a population density of at least 100 persons per square mile is used as the measure of metropolitan character.

In the 1950 Census reports, data were presented for standard metropolitan areas and in the 1940 Census a somewhat similar type of area called the "metropolitan district" was used.

Housing unit.---A group of rooms or a single room is regarded as a housing unit when it is occupied or intended for occupancy as separate living quarters, that is, when the



U.S. DEPARTMENT OF COMMERCE, Luther H. Hodges, *Secretary*
BUREAU OF THE CENSUS

For sale by the Bureau of the Census, Washington 25, D.C., and U.S. Department of Commerce Field Offices, 15 cents. Complete set of 51 reports, \$6.



occupants do not live and eat with any other persons in the structure, and when there is either (1) direct access from the outside or through a common hall, or (2) a kitchen or cooking equipment for the exclusive use of the occupants.

In the 1950 Census, the unit of enumeration was the dwelling unit. Although the definition of the housing unit in 1960 is essentially similar to that for the dwelling unit in 1950, the housing unit definition was designed to encompass all private living quarters, whereas the dwelling unit definition did not completely cover all private living accommodations.

Occupied housing unit.--A housing unit is occupied if a person or group of persons was living in it at the time of enumeration or if the occupants were only temporarily absent, for example, on vacation. However, if the persons living in the unit have their usual place of residence elsewhere, the unit is classified as vacant.

Tenure.--A housing unit is "owned or being bought" if the owner or co-owner lives in it, even if it is mortgaged or not fully paid for. All other occupied units are classified as renter occupied.

Color.--Occupied housing units are classified by the color of the head of the household. The group designated as "nonwhite" includes Negro, Indian, Japanese, Chinese, and Filipino. Persons of Mexican birth or ancestry who are not definitely Indian or of other nonwhite race are classified as white.

Persons.--All persons enumerated in the Population Census as members of the household were counted in determining the number of persons who live in the housing unit, including lodgers, foster children, wards, and resident employees who share the living quarters of the household head.

Vacant housing unit.--A housing unit is vacant if no persons were living in it at the time of enumeration, except when its occupants were only temporarily absent. Dilapidated vacant units are included if they are intended for occupancy as living quarters; however, if the vacant unit is unfit for use and beyond repair so that it is no longer considered living quarters, it is excluded from

the inventory. New units not yet occupied were enumerated as vacant housing units if construction had proceeded to the point that all the exterior windows and doors were installed and final usable floors were in place.

"Year round" vacant units are those intended for occupancy at any time of the year. "Seasonal" units are those intended for occupancy during only a season of the year.

Available vacant units are those which are on the market for year-round occupancy, are in either sound or deteriorating condition, and are being offered for rent or for sale. The group "Available for sale only" is limited to units for sale and not for rent. "Available for rent" consists of units being offered for rent and those being offered for rent or sale. Of the vacancies for year-round occupancy and in sound or deteriorating condition, "Balance" consists of units which are rented or sold and awaiting occupancy; units held for occasional use; and units held off the market for other reasons.

Rooms.--The respondent's count of rooms was accepted unless a question was raised about which rooms to count. Rooms to be counted included whole rooms used for living purposes such as living rooms, dining rooms, bedrooms, kitchens, finished attic or basement rooms, recreation rooms, lodgers' rooms, and rooms used for offices by a person living in the unit. Not to be counted as rooms were bathrooms, halls, closets, alcoves, pantries, pullman kitchens, unfinished space, and offices used only by persons not living in the unit. Partially divided rooms such as living and dining areas were to be counted separately if there were fixed or movable partitions from floor to ceiling.

Condition and plumbing facilities.--Data on condition of a housing unit are shown in combination with data for plumbing facilities. Three categories of condition were used in the 1960 Census: Sound, deteriorating, and dilapidated.

Sound housing is defined as that which has no defects, or only slight defects which are normally corrected during the course of regular maintenance. Examples of slight defects are lack of paint; slight damage to porch or steps; small cracks in walls, plaster, or chimneys; broken gutters or downspouts.

Deteriorating housing needs more repair than would be provided in the course of regular maintenance. It has one or more defects of an intermediate nature that must be corrected if the unit is to continue to provide safe and adequate shelter. Examples of such defects are shaky or unsafe porch or steps; broken plaster; rotted window sills or frames. Such defects are signs of neglect which lead to serious structural damage if not corrected.

Dilapidated housing does not provide safe and adequate shelter. It has one or more critical defects; or has a combination of intermediate defects; or is of inadequate original construction. Critical defects are those which indicate continued neglect and serious damage to the structure.

The category "With all plumbing facilities" includes units which have hot and cold running water inside the structure, and flush toilet and bathtub or shower inside the structure for the exclusive use of the people living in the housing unit being enumerated.

The category "Lacking only hot water" includes units which have flush toilet and bathtub or shower for the exclusive use of the household but which have only cold running water inside the structure.

The category "Lacking private toilet or bath or running water" includes units which either lack one or more of these facilities

or share the facilities with persons living in another housing unit.

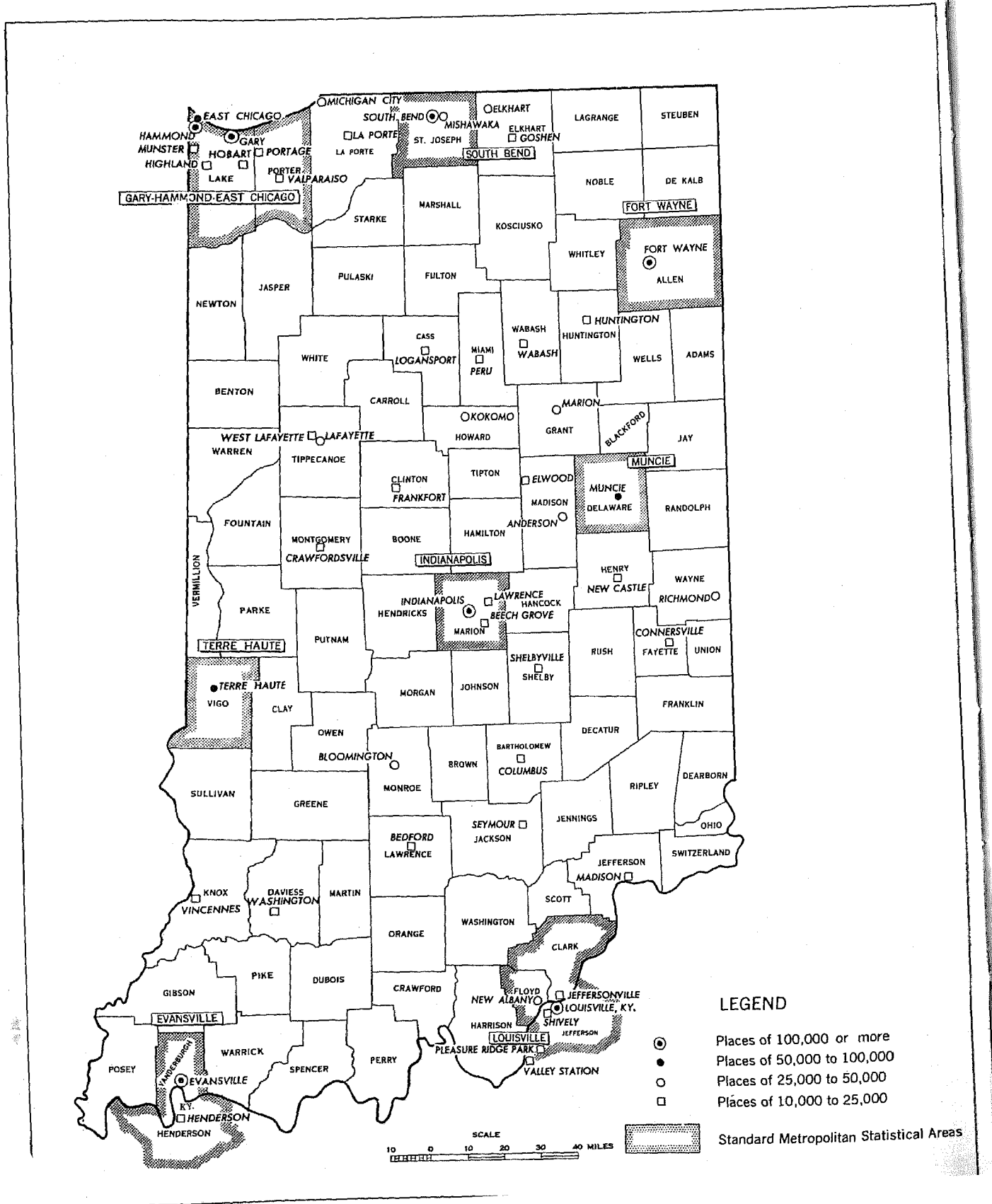
Value.--Value is the respondent's estimate of how much the property would sell for on today's market. For vacant units, it is the price asked for the property. Value data are limited to properties without business and containing only one housing unit. Trailers are excluded.

Contract rent.--Contract rent is the rent agreed upon regardless of the furnishings, utilities, or services included. For vacant units, it is the amount asked for the unit.

The average contract rent, as used in this report, is the arithmetic mean. For occupied units, it is computed by dividing the sum of the rental amounts by the number of renter-occupied units; units for which no cash rent is paid are excluded from the computation. For vacant units, the total amount of rent asked is divided by the number of vacant units available for rent.

Median.--The median is the theoretical value which divides a distribution of housing units into two equal groups--one group having characteristics smaller than the median, and the other having characteristics larger than the median. In the case of median rooms, for example, one-half the units have fewer rooms than the median and one-half have more rooms than the median. In computing the median, a continuous distribution is assumed.

INDIANA—STANDARD METROPOLITAN STATISTICAL AREAS, COUNTIES, AND PLACES OF 10,000 OR MORE



LEGEND

- Places of 100,000 or more
- Places of 50,000 to 100,000
- Places of 25,000 to 50,000
- Places of 10,000 to 25,000
- ▨ Standard Metropolitan Statistical Areas

SCALE
0 10 20 30 40 MILES

Table 1.--SELECTED HOUSING CHARACTERISTICS, FOR THE STATE, STANDARD METROPOLITAN STATISTICAL AREAS, AND PLACES OF 10,000 INHABITANTS OR MORE: 1960--Con.

(Median or average not shown where base is less than 50; plus (+) or minus (-) after number indicates median above or below that number)

Subject	Standard metropolitan statistical areas--Con.			Places of 10,000 inhabitants or more				
	Muncie	South Bend	Terre Haute	Anderson	Bedford	Beech Grove	Bloomington	Columbus
All housing units.....	35,294	73,138	37,004	17,166	4,609	3,236	9,279	6,902
TENURE, COLOR, AND VACANCY STATUS								
Occupied.....	33,120	69,921	34,440	16,044	4,299	3,112	8,789	6,657
Owner occupied.....	23,131	54,877	25,243	9,854	3,222	2,670	4,492	4,078
White.....	22,214	52,820	24,360	9,247	3,213	2,669	4,401	4,037
Nonwhite.....	917	2,057	883	607	9	1	91	41
Renter occupied.....	9,989	15,044	9,197	6,190	1,077	442	4,297	2,579
White.....	9,287	13,698	8,689	5,717	1,072	442	4,150	2,543
Nonwhite.....	702	1,346	508	473	5	...	147	34
Vacant.....	2,174	3,217	2,564	1,122	310	124	490	245
Year round.....	2,041	2,859	2,174	1,073	293	122	400	229
Sound or deteriorating.....	1,761	2,492	1,629	907	254	119	352	196
Available for sale only.....	364	683	333	99	82	71	69	53
Available for rent.....	908	948	639	633	98	26	218	82
Balance.....	489	861	657	175	74	22	65	61
Dilapidated.....	280	367	545	166	39	3	48	33
Seasonal.....	133	358	390	49	17	2	90	16
CONDITION AND PLUMBING								
All units.....	35,294	73,138	37,004	17,166	4,609	3,236	9,279	6,902
Sound.....	28,907	63,409	27,058	13,131	3,575	3,082	7,434	5,564
With all plumbing facilities.....	27,175	60,836	23,644	12,235	3,384	2,991	6,350	5,099
Lacking only hot water.....	190	456	319	108	57	7	38	34
Lack'g priv. toilet or bath or run'g water.....	1,542	2,117	3,095	788	134	84	1,046	431
Deteriorating.....	5,152	7,540	6,947	3,144	817	138	1,365	975
With all plumbing facilities.....	3,610	5,686	3,612	2,482	661	102	830	616
Lacking only hot water.....	141	352	232	99	38	3	25	17
Lack'g priv. toilet or bath or run'g water.....	1,401	1,502	3,103	563	118	33	510	342
Dilapidated.....	1,235	2,189	2,999	891	217	16	480	363
Owner occupied.....	23,131	54,877	25,243	9,854	3,222	2,670	4,492	4,078
Sound.....	20,420	50,002	20,163	8,317	2,629	2,601	3,840	3,573
With all plumbing facilities.....	19,758	48,864	18,282	8,103	2,541	2,571	3,603	3,404
Lacking some or all facilities.....	662	1,138	1,881	214	88	30	237	169
Deteriorating.....	2,290	3,851	3,857	1,274	484	66	462	397
With all plumbing facilities.....	1,772	3,146	2,312	1,054	410	56	262	289
Lacking some or all facilities.....	518	705	1,545	220	74	10	200	108
Dilapidated.....	421	1,024	1,223	263	109	3	190	108
Renter occupied.....	9,989	15,044	9,197	6,190	1,077	442	4,297	2,579
Sound.....	7,193	11,308	5,668	4,155	769	368	3,265	1,825
With all plumbing facilities.....	6,351	10,175	4,447	3,656	685	313	2,526	1,550
Lacking some or all facilities.....	842	1,133	1,221	499	84	55	739	275
Deteriorating.....	2,271	2,977	2,330	1,582	239	65	795	535
With all plumbing facilities.....	1,512	2,087	1,009	1,216	177	42	524	306
Lacking some or all facilities.....	759	890	1,321	366	62	23	271	229
Dilapidated.....	525	759	1,199	453	69	9	237	219
Vacant available for sale.....	364	683	333	99	82	71	69	53
With all plumbing facilities.....	326	628	251	90	76	70	64	50
Lacking some or all facilities.....	38	55	82	9	6	1	5	3
Vacant available for rent.....	908	948	639	633	98	26	218	82
With all plumbing facilities.....	620	751	391	430	79	21	102	61
Lacking some or all facilities.....	288	197	248	203	19	5	116	21
ROOMS								
Median:								
All occupied.....	4.8	4.9	4.7	4.5	4.8	4.9	4.2	4.7
Vacant available for sale.....	5.1	5.2	4.9	4.9	4.7	4.9	5.2	5.1
Vacant available for rent.....	3.3	3.6	3.4	2.8	3.9	...	2.4	3.4
PERSONS								
Median: All occupied.....	2.9	3.0	2.5	2.5	2.6	3.3	2.4	2.8
VALUE								
Median (dollars):								
Owner occupied.....	9,300
Vacant available for sale.....	9,800
CONTRACT RENT								
Average (dollars):								
Renter occupied.....	55
Vacant available for rent.....	60

Table 1.--SELECTED HOUSING CHARACTERISTICS, FOR THE STATE, STANDARD METROPOLITAN STATISTICAL AREAS, AND PLACES OF 10,000 INHABITANTS OR MORE: 1960--Con.

(Median or average not shown where base is less than 50; plus (+) or minus (-) after number indicates median above or below that number)

Subject	Places of 10,000 inhabitants or more--Con.							
	Connersville	Crawfordsville	East Chicago	Elkhart	Elwood	Evansville	Fort Wayne	Frankfort
All housing units.....	5,918	4,843	17,475	13,316	3,974	47,744	53,002	5,519
TENURE, COLOR, AND VACANCY STATUS								
Occupied.....	5,527	4,615	16,837	12,816	3,662	44,042	50,142	5,197
Owner occupied.....	3,472	3,000	6,016	9,431	2,704	29,321	34,915	3,391
White.....	3,386	2,961	5,174	9,130	2,704	28,131	33,528	3,378
Nonwhite.....	86	39	842	301	...	1,190	1,477	13
Renter occupied.....	2,055	1,615	10,821	3,385	958	14,721	15,144	1,716
White.....	1,924	1,539	8,194	2,223	958	13,152	13,663	1,712
Nonwhite.....	61	26	2,627	162	...	1,569	1,479	4
Vacant.....	391	228	638	500	312	3,702	2,853	412
Year round.....	389	217	611	460	281	3,454	2,777	383
Sound or deteriorating.....	397	140	562	407	226	2,019	2,590	333
Available for sale only.....	49	34	26	103	37	635	560	28
Available for rent.....	195	73	412	166	106	1,897	1,644	245
Balance.....	63	33	124	138	83	487	386	60
Dilapidated.....	81	37	49	33	55	445	187	50
Seasonal.....	3	11	27	40	31	232	76	29
CONDITION AND PLUMBING								
All units.....	5,918	4,843	17,475	13,316	3,974	47,744	53,002	5,519
Sound.....	4,456	3,712	13,068	10,959	2,877	39,091	45,359	4,561
With all plumbing facilities.....	4,053	3,478	11,279	10,629	2,691	36,329	43,831	4,315
Lacking only hot water.....	37	26	96	56	16	325	191	30
Lack'g priv. toilet or bath or run'g water.....	326	203	1,500	274	170	1,937	1,317	316
Deteriorating.....	1,115	841	3,502	1,982	736	6,552	6,254	776
With all plumbing facilities.....	627	584	2,138	1,674	553	4,447	5,217	557
Lacking only hot water.....	75	31	241	95	20	420	176	40
Lack'g priv. toilet or bath or run'g water.....	412	236	1,123	235	162	1,726	851	173
Dilapidated.....	337	290	905	309	365	2,000	1,349	189
Owner occupied.....	3,472	3,000	6,016	9,431	2,704	29,321	35,005	3,391
Sound.....	2,959	2,529	5,262	8,373	2,122	26,155	31,972	3,021
With all plumbing facilities.....	2,796	2,442	5,151	8,243	2,032	25,436	31,611	2,971
Lacking some or all facilities.....	163	87	117	96	90	719	361	80
Lack'g some or all facilities.....	426	386	647	915	418	2,642	2,612	300
Deteriorating.....	274	283	578	794	324	1,973	2,322	244
With all plumbing facilities.....	152	103	69	121	94	609	500	56
Lack'g some or all facilities.....	87	85	101	143	164	524	421	49
Renter occupied.....	2,055	1,615	10,821	3,385	958	14,721	15,144	1,716
Sound.....	1,326	1,033	7,438	2,273	604	10,632	11,475	1,256
With all plumbing facilities.....	1,103	957	5,847	2,045	520	9,460	10,483	1,080
Lack'g some or all facilities.....	223	126	1,591	228	84	1,232	962	176
Lack'g some or all facilities.....	360	325	2,660	940	234	3,069	2,732	365
Deteriorating.....	288	260	1,484	771	175	1,895	2,333	258
With all plumbing facilities.....	272	125	1,176	169	59	1,174	599	197
Lack'g some or all facilities.....	169	147	753	172	120	1,020	737	95
Vacant available for sale.....	49	34	26	103	37	635	560	28
With all plumbing facilities.....	39	31	22	108	23	561	352	26
Lack'g some or all facilities.....	10	3	4	3	4	74	22	2
Vacant available for rent.....	195	73	412	166	106	1,897	1,644	245
With all plumbing facilities.....	132	45	227	155	92	1,440	1,393	127
Lack'g some or all facilities.....	63	28	185	11	14	457	251	118
ROOMS								
Median:								
All occupied.....	4.8	5.0	4.2	5.3	5.0	4.4	5.1	4.9
Vacant available for sale.....	5.4	...	4.8	5.5	...
Vacant available for rent.....	3.3	3.2	2.7	3.4	3.5	3.4	3.5	2.9
PERSONS								
Median: All occupied.....	2.8	2.6	2.9	2.7	2.8	2.7	2.7	2.5
VALUE								
Median (dollars):								
Owner occupied.....	14,100	8,700	11,700	...
Vacant available for sale.....	7,800	11,300	...
CONTRACT RENT								
Average (dollars):								
Renter occupied.....	64	50	67	...
Vacant available for rent.....	59	51	68	...

Table 1.--SELECTED HOUSING CHARACTERISTICS, FOR THE STATE, STANDARD METROPOLITAN STATISTICAL AREAS, AND PLACES OF 10,000 INHABITANTS OR MORE: 1960--Con.

(Median or average not shown where base is less than 50; plus (+) or minus (-) after number indicates median above or below that number)

Subject	Places of 10,000 inhabitants or more--Con.										
	Gary	Goshen	Hammond	Highland	Robart	Huntington	Indianapolis	Jeffersonville	Kokomo	Lafayette	La Porte
All housing units.....	52,297	4,489	33,921	4,389	5,227	5,413	158,740	6,326	15,153	13,937	7,287
TENURE, COLOR, AND VACANCY STATUS											
Occupied.....	50,283	4,301	32,997	4,214	5,064	5,185	149,904	5,929	14,465	13,170	6,786
Owner occupied.....	28,626	2,997	22,001	3,825	4,297	3,914	83,005	3,922	10,164	8,583	4,567
White.....	21,016	2,996	21,767	3,825	4,293	3,912	70,838	3,562	9,785	8,503	4,536
Nonwhite.....	7,610	1	234	...	4	2	12,167	360	379	28	29
Renter occupied.....	21,657	1,304	10,996	399	767	1,271	66,899	2,007	4,301	4,587	2,219
White.....	12,425	1,301	10,590	388	767	1,261	51,635	1,715	3,999	4,494	2,204
Nonwhite.....	9,232	3	406	1	...	10	15,264	292	302	93	15
Vacant.....	2,014	188	924	175	163	228	8,836	397	688	767	501
Year round.....	1,811	186	874	173	160	219	8,632	365	637	750	443
Sound or deteriorating.....	1,644	163	787	168	141	193	7,596	296	485	670	345
Available for sale only.....	207	36	121	75	64	28	1,021	48	74	94	65
Balance.....	1,125	63	513	19	33	92	5,330	168	263	319	210
Dilapidated.....	312	62	193	74	44	73	1,245	80	148	257	70
Seasonal.....	167	23	87	5	19	26	1,036	69	152	80	98
Seasonal.....	203	2	50	2	3	9	204	32	51	17	58
CONDITION AND PLUMBING											
All units.....	52,297	4,489	33,921	4,389	5,227	5,413	158,740	6,326	15,153	13,937	7,287
Sound.....	43,627	3,797	29,471	4,120	4,499	4,700	128,550	4,721	11,930	11,243	5,912
With all plumbing facilities.....	39,731	3,549	26,528	4,097	4,424	4,416	113,404	4,510	11,351	10,762	5,628
Lacking only hot water.....	638	33	24	15	22	51	826	41	85	59	68
Lack'g priv. toilet or bath or run'g water.....	3,252	215	839	8	53	233	8,320	170	494	422	221
Deteriorating.....	6,999	577	3,482	206	596	605	23,783	1,016	2,214	2,192	1,096
With all plumbing facilities.....	4,746	418	2,980	193	532	422	15,522	752	1,779	1,677	995
Lacking only hot water.....	633	40	77	5	12	31	883	54	89	73	25
Lack'g priv. toilet or bath or run'g water.....	1,620	119	462	8	52	152	7,378	210	346	436	76
Dilapidated.....	1,671	119	952	63	132	108	6,407	589	1,009	502	279
Owner occupied.....	28,626	2,997	22,001	3,825	4,297	3,914	83,005	3,922	10,164	8,583	4,567
Sound.....	26,049	2,678	20,135	3,662	3,888	3,530	74,129	3,302	8,732	7,845	3,914
With all plumbing facilities.....	25,534	2,571	20,462	3,643	3,840	3,339	72,235	3,222	8,471	7,691	3,833
Lacking some or all facilities.....	513	107	133	14	48	191	1,894	80	231	184	81
Deteriorating.....	2,130	283	1,252	139	352	342	7,421	423	1,070	634	282
With all plumbing facilities.....	1,863	206	1,165	132	328	245	5,791	327	895	496	233
Lacking some or all facilities.....	217	77	87	7	25	103	1,630	96	175	118	49
Dilapidated.....	397	36	214	24	56	36	1,458	197	392	124	71
Renter occupied.....	21,657	1,304	10,996	399	767	1,271	66,899	2,007	4,301	4,587	2,219
Sound.....	19,325	1,062	8,294	296	487	1,031	49,181	1,225	2,895	2,924	1,679
With all plumbing facilities.....	13,202	680	7,552	289	462	954	42,957	1,116	2,570	2,657	1,516
Lacking some or all facilities.....	3,123	122	725	7	25	77	6,214	109	285	267	163
Deteriorating.....	4,230	246	2,036	60	225	195	13,328	465	926	1,367	431
With all plumbing facilities.....	2,449	183	1,687	54	190	141	8,342	335	784	1,031	390
Lacking some or all facilities.....	1,781	63	349	6	35	54	5,086	133	202	336	41
Dilapidated.....	1,102	56	676	33	27	45	3,890	314	460	296	109
Vacant available for sale.....	207	32	121	75	64	28	1,021	48	74	94	65
With all plumbing facilities.....	195	27	113	75	65	25	951	45	66	83	62
Lacking some or all facilities.....	12	11	3	...	1	3	70	3	8	11	3
Vacant available for rent.....	1,125	63	513	19	33	92	5,330	168	263	319	210
With all plumbing facilities.....	854	47	469	17	28	75	3,974	139	189	243	174
Lacking some or all facilities.....	271	16	104	2	5	17	1,756	29	74	76	36
ROOMS											
Median:											
All occupied.....	4.5	5.8	4.7	5.0	4.9	5.5	4.7	4.5	4.9	4.9	5.6
Vacant available for sale.....	5.0	...	5.2	5.0	5.0	...	5.2	...	4.9	5.2	5.6
Vacant available for rent.....	3.6	3.3	3.2	3.2	3.1	3.4	3.1	3.1	3.4
PERSONS											
Median: All occupied.....	3.1	2.6	3.1	3.2	3.6	2.7	2.6	2.9	3.0	2.8	2.7
VALUE											
Median (dollars):											
Owner occupied.....	13,300	...	13,900	10,900
Vacant available for sale.....	12,900	...	14,100	12,100
CONTRACT RENT											
Average (dollars):											
Renter occupied.....	67	...	73	68
Vacant available for rent.....	65	...	72	65

Table 1.--SELECTED HOUSING CHARACTERISTICS, FOR THE STATE, STANDARD METROPOLITAN STATISTICAL AREAS, AND PLACES OF 10,000 INHABITANTS OR MORE: 1960--Con.

(Median or average not shown where base is less than 50; plus (+) or minus (-) after number indicates median above or below that number)

Subject	Places of 10,000 inhabitants or more--Con.										
	Lawrence	Logans- port	Madison	Marion	Michigan City	Misha- waka	Muncie	Munster	New Albany	New Castle	Peru
All housing units.....	2,757	7,689	3,456	12,040	11,248	11,140	22,331	2,924	12,645	7,090	5,169
TENURE, COLOR, AND VACANCY STATUS											
Occupied.....	2,631	7,147	3,252	11,332	10,378	10,599	20,930	2,837	11,780	6,610	4,783
Owner occupied.....	2,099	4,839	2,061	7,214	7,035	8,247	13,184	2,528	7,722	4,549	3,096
White.....	2,096	4,799	2,012	6,798	6,726	8,216	12,283	2,527	7,480	4,468	3,062
Nonwhite.....	3	40	49	416	309	31	901	1	242	81	34
Renter occupied.....	532	2,308	1,191	4,118	3,343	2,352	7,746	309	4,058	2,061	1,687
White.....	530	2,279	1,167	3,856	2,857	2,345	7,050	309	3,824	2,041	1,629
Nonwhite.....	2	29	24	262	486	7	696	...	234	20	58
Vacant.....	126	542	204	708	870	541	1,401	87	865	480	386
Year round.....	121	447	199	668	599	453	1,365	84	727	472	382
Sound or deteriorating.....	116	377	156	551	556	399	1,212	81	588	393	350
Available for sale only.....	51	79	34	80	85	89	181	41	102	70	45
Available for rent.....	47	202	80	325	302	175	765	11	322	240	233
Balance.....	18	96	42	146	169	135	266	29	164	83	72
Dilapidated.....	5	70	43	117	43	54	153	3	139	79	32
Seasonal.....	5	95	5	40	271	88	36	3	138	8	4
CONDITION AND PLUMBING											
All units.....	2,757	7,689	3,456	12,040	11,248	11,140	22,331	2,924	12,645	7,090	5,169
Sound.....	2,668	6,184	2,614	8,996	9,174	9,968	18,245	2,799	10,255	4,923	4,100
With all plumbing facilities.....	2,627	5,736	2,322	8,475	8,814	9,610	17,096	2,787	9,335	4,645	3,888
Lacking only hot water.....	7	64	38	94	105	65	126	4	124	47	36
Lacking priv. toilet or bath or run'g water.....	34	384	254	427	255	293	1,023	8	796	231	176
Deteriorating.....	67	1,192	574	2,318	1,632	905	3,351	76	1,539	1,830	908
With all plumbing facilities.....	47	911	325	1,702	1,289	707	2,406	73	889	1,508	683
Lacking only hot water.....	4	49	40	70	121	58	95	1	86	97	48
Lack'g priv. toilet or bath or run'g water.....	16	232	209	546	222	140	850	2	564	225	177
Dilapidated.....	22	313	268	726	442	267	735	49	851	337	161
Owner occupied.....	2,099	4,839	2,061	7,214	7,035	8,247	13,184	2,528	7,722	4,549	3,096
Sound.....	2,064	4,164	1,749	6,018	6,251	7,662	11,734	2,469	6,782	3,435	2,642
With all plumbing facilities.....	2,044	4,043	1,612	5,829	6,122	7,511	11,424	2,459	6,427	3,337	2,568
Lacking some or all facilities.....	20	121	137	189	129	151	310	10	355	98	74
Deteriorating.....	30	548	243	934	615	465	1,237	40	672	1,007	403
With all plumbing facilities.....	22	447	146	776	529	384	1,008	39	442	862	307
Lacking some or all facilities.....	8	101	97	158	86	81	229	1	230	145	96
Dilapidated.....	5	127	69	262	169	120	213	19	268	107	51
Renter occupied.....	532	2,308	1,191	4,118	3,343	2,352	7,746	309	4,058	2,061	1,687
Sound.....	488	1,700	759	2,588	2,331	1,947	5,666	251	3,010	1,271	1,209
With all plumbing facilities.....	473	1,416	625	2,309	2,148	1,792	4,982	249	2,570	1,122	1,114
Lacking some or all facilities.....	15	284	134	279	183	155	684	2	440	149	95
Deteriorating.....	34	498	276	1,184	794	326	1,711	33	662	639	400
With all plumbing facilities.....	24	374	156	821	585	265	1,158	31	354	526	304
Lacking some or all facilities.....	10	124	120	363	209	61	553	2	308	113	96
Dilapidated.....	10	110	156	346	218	79	369	25	386	151	78
Vacant available for sale.....	51	79	34	80	85	89	181	41	102	70	45
With all plumbing facilities.....	50	68	30	76	81	80	160	41	94	61	40
Lacking some or all facilities.....	1	11	4	4	4	9	21	...	8	9	5
Vacant available for rent.....	47	202	80	325	302	175	765	11	322	240	233
With all plumbing facilities.....	44	163	47	224	246	133	521	11	188	174	173
Lacking some or all facilities.....	3	39	33	101	56	42	244	...	134	66	60
ROOMS											
Median:											
All occupied.....	4.8	5.2	4.7	4.8	4.9	4.7	4.6	5.3	4.6	4.7	5.1
Vacant available for sale.....	5.0	5.4	...	5.3	5.0	4.9	5.1	...	5.0	4.8	...
Vacant available for rent.....	...	4.0	3.4	3.0	3.9	3.2	3.2	...	3.2	3.2	3.3
PERSONS											
Median: All occupied.....	3.8	2.5	2.7	2.8	2.9	2.7	2.8	3.5	2.8	2.7	2.6
VALUE											
Median (dollars):											
Owner occupied.....	9,000
Vacant available for sale.....	8,500
CONTRACT RENT											
Average (dollars):											
Renter occupied.....	53
Vacant available for rent.....	52

Table 1.--SELECTED HOUSING CHARACTERISTICS, FOR THE STATE, STANDARD METROPOLITAN STATISTICAL AREAS, AND PLACES OF 10,000 INHABITANTS OR MORE: 1960--Con.

(Median or average not shown where base is less than 50; plus (+) or minus (-) after number indicates median above or below that number)

Subject	Places of 10,000 inhabitants or more--Con.										
	Portage	Richmond	Seymour	Shelbyville	South Bend	Terre Haute	Valparaiso	Vincennes	Wabash	Washington	West Lafayette
All housing units.....	3,259	14,596	3,821	4,910	42,590	25,799	4,543	6,440	4,185	3,835	3,532
TENURE, COLOR, AND VACANCY STATUS											
Occupied.....	3,088	13,915	3,675	4,676	40,928	24,230	4,312	6,043	4,019	3,596	3,393
Owner occupied.....	2,641	8,573	2,761	3,359	30,796	16,951	2,866	4,049	2,810	2,692	1,938
White.....	2,637	8,028	2,729	3,280	28,927	16,130	2,866	4,009	2,796	2,670	1,928
Nonwhite.....	4	545	32	79	1,869	821	...	40	14	22	10
Renter occupied.....	447	5,342	914	1,317	10,132	7,279	1,446	1,994	1,209	904	1,455
White.....	446	4,957	905	1,280	8,843	6,784	1,444	1,970	1,204	902	1,383
Nonwhite.....	1	385	9	37	1,289	495	2	24	5	2	72
Vacant.....	171	681	146	234	1,662	1,569	231	397	166	239	139
Year round.....	150	653	138	217	1,579	1,413	229	368	140	219	136
Sound or deteriorating.....	133	548	122	203	1,443	1,040	207	343	116	175	134
Available for sale only.....	47	74	37	49	429	217	26	33	26	28	28
Available for rent.....	22	315	56	86	642	459	145	215	50	83	66
Balance.....	64	159	29	68	372	364	36	95	40	64	40
Dilapidated.....	17	105	16	14	136	373	22	25	24	44	2
Seasonal.....	21	28	8	17	83	156	2	29	26	20	3
CONDITION AND PLUMBING											
All units.....	3,259	14,596	3,821	4,910	42,590	25,799	4,543	6,440	4,185	3,835	3,532
Sound.....	2,791	11,414	3,140	4,196	37,186	19,348	3,956	5,544	3,340	3,034	3,325
With all plumbing facilities.....	2,704	10,616	2,928	3,847	35,835	17,624	3,754	4,970	3,167	2,818	3,187
Lacking only hot water.....	41	89	39	52	260	186	10	82	23	48	...
Lack'g priv. toilet or bath or run'g water.....	46	709	173	297	1,091	1,538	192	492	150	168	138
Deteriorating.....	293	2,177	561	582	4,469	4,574	501	674	656	618	189
With all plumbing facilities.....	223	1,393	336	341	3,526	2,678	353	348	449	397	175
Lacking only hot water.....	27	67	32	22	207	172	10	35	31	56	1
Lack'g priv. toilet or bath or run'g water.....	43	717	193	219	736	1,724	138	291	176	166	13
Dilapidated.....	175	1,005	120	132	935	1,877	86	222	189	183	18
Owner occupied.....	2,641	8,573	2,761	3,359	30,796	16,951	2,866	4,049	2,810	2,692	1,938
Sound.....	2,377	7,338	2,439	3,049	28,497	13,899	2,699	3,649	2,461	2,261	1,894
With all plumbing facilities.....	2,329	7,066	2,339	2,879	28,080	13,138	2,659	3,450	2,378	2,164	1,884
Lacking some or all facilities.....	48	272	100	170	417	761	40	199	83	97	10
Deteriorating.....	183	836	280	257	1,967	2,362	144	302	277	359	42
With all plumbing facilities.....	143	614	185	143	1,752	1,603	122	177	199	255	38
Lacking some or all facilities.....	40	222	95	114	215	759	22	125	78	104	4
Dilapidated.....	81	399	42	53	332	690	23	98	72	72	2
Renter occupied.....	447	5,342	914	1,317	10,132	7,279	1,446	1,994	1,209	904	1,455
Sound.....	293	3,670	610	995	7,552	4,735	1,098	1,609	784	649	1,304
With all plumbing facilities.....	262	3,224	515	840	6,724	3,896	986	1,327	702	551	1,184
Lacking some or all facilities.....	31	446	95	155	828	839	112	282	82	98	10
Deteriorating.....	82	1,176	243	262	2,121	1,747	307	287	333	192	137
With all plumbing facilities.....	59	698	129	162	1,487	850	205	128	226	109	127
Lacking some or all facilities.....	23	478	114	100	634	897	102	159	107	83	10
Dilapidated.....	72	496	61	60	459	797	41	98	92	63	14
Vacant available for sale.....	47	74	37	49	429	217	26	33	26	28	28
With all plumbing facilities.....	46	68	32	46	411	175	26	31	26	24	28
Lacking some or all facilities.....	1	6	5	3	18	42	...	2	...	4	...
Vacant available for rent.....	22	315	56	86	642	459	145	215	50	83	66
With all plumbing facilities.....	21	212	36	59	521	284	77	112	43	54	60
Lacking some or all facilities.....	1	103	20	27	121	175	68	103	7	29	6
ROOMS											
Median:											
All occupied.....	4.7	4.9	4.8	4.8	5.0	4.7	4.9	4.5	5.2	4.7	5.2
Vacant available for sale.....	...	5.2	5.4	4.9
Vacant available for rent.....	...	3.4	3.6	3.1	3.7	3.6	2.7	2.8	3.9	3.1	3.1
PERSONS											
Median: All occupied.....	3.7	2.7	2.8	2.7	2.9	2.4	2.7	2.5	2.8	2.5	2.6
VALUE											
Median (dollars):											
Owner occupied.....	10,400	7,400
Vacant available for sale.....	10,600	7,100
CONTRACT RENT											
Average (dollars):											
Renter occupied.....	64	49
Vacant available for rent.....	66	45

Table 2.--CONDITION AND PLUMBING FOR HOUSING UNITS WITH NONWHITE HOUSEHOLD HEADS, FOR THE STATE, STANDARD METROPOLITAN STATISTICAL AREAS, AND PLACES OF 10,000 INHABITANTS OR MORE WITH 400 OR MORE SUCH UNITS: 1960

Condition and plumbing	The State	Standard metropolitan statistical areas							
		Evansville	Fort Wayne	Gary-Hammond-East Chicago	Indianapolis	Louisville	Muncie	South Bend	Terre Haute
All occupied units.....	70,733	3,839	2,972	21,365	27,855	23,805	1,619	3,403	1,391
Owner occupied.....	33,371	1,751	1,491	8,964	12,505	9,810	917	2,057	883
Sound.....	23,537	892	912	7,166	9,315	6,827	784	1,288	375
With all plumbing facilities...	21,853	752	872	6,763	8,716	6,288	727	1,218	306
Lacking some or all facilities..	1,684	140	40	403	599	539	57	70	69
Deteriorating.....	7,128	584	440	1,401	2,456	2,214	120	525	331
With all plumbing facilities...	5,019	334	367	1,042	1,714	1,604	73	415	170
Lacking some or all facilities..	2,109	250	73	359	742	610	47	110	161
Dilapidated.....	2,706	275	139	397	734	769	13	244	177
Renter occupied.....	37,362	2,088	1,481	12,401	15,350	13,995	702	1,346	508
Sound.....	20,233	797	632	7,562	8,747	7,126	511	547	97
With all plumbing facilities...	16,003	665	532	5,606	7,241	5,590	421	442	56
Lacking some or all facilities..	4,250	132	100	1,956	1,506	1,536	90	105	41
Deteriorating.....	11,320	735	541	3,419	4,588	4,292	126	524	182
With all plumbing facilities...	5,669	296	436	1,457	2,404	1,808	63	317	57
Lacking some or all facilities..	5,651	439	105	1,962	2,184	2,484	63	207	125
Dilapidated.....	5,789	556	308	1,420	2,015	2,577	65	275	229

Condition and plumbing	Places of 10,000 inhabitants or more								
	Anderson	East Chicago	Elkhart	Evansville	Fort Wayne	Gary	Hammond	Indianapolis	Jeffersonville
All occupied units.....	1,080	3,469	463	2,779	2,956	16,842	640	27,431	652
Owner occupied.....	607	842	301	1,190	1,477	7,610	234	12,167	360
Sound.....	366	645	161	628	902	6,254	155	9,056	139
With all plumbing facilities...	329	597	154	572	863	5,951	145	8,481	124
Lacking some or all facilities..	37	48	7	56	39	303	10	575	15
Deteriorating.....	171	165	122	389	439	1,077	58	2,393	116
With all plumbing facilities...	129	119	94	272	367	838	53	1,695	81
Lacking some or all facilities..	42	46	28	117	72	239	5	698	35
Dilapidated.....	70	32	18	173	136	279	21	718	105
Renter occupied.....	473	2,627	162	1,589	1,479	9,232	406	15,264	292
Sound.....	197	1,497	54	654	630	5,847	191	8,698	48
With all plumbing facilities...	153	960	44	567	530	4,480	149	7,201	33
Lacking some or all facilities..	44	537	10	87	100	1,367	42	1,497	15
Deteriorating.....	170	816	85	568	541	2,438	112	4,563	60
With all plumbing facilities...	102	308	60	250	436	1,065	69	2,391	23
Lacking some or all facilities..	68	508	25	318	105	1,373	43	2,172	37
Dilapidated.....	106	314	23	367	308	947	103	2,003	184

Condition and plumbing	Places of 10,000 inhabitants or more--Con.							
	Kokomo	Marion	Michigan City	Muncie	New Albany	Richmond	South Bend	Terre Haute
All occupied units.....	681	678	795	1,597	476	930	3,158	1,316
Owner occupied.....	379	416	309	901	242	545	1,869	821
Sound.....	300	245	160	773	159	308	1,235	353
With all plumbing facilities...	290	222	154	717	139	281	1,175	291
Lacking some or all facilities..	10	23	6	56	20	27	60	62
Deteriorating.....	61	114	95	116	49	124	472	310
With all plumbing facilities...	49	85	80	71	31	89	393	167
Lacking some or all facilities..	12	29	15	45	18	35	79	143
Dilapidated.....	18	57	54	12	34	113	162	158
Renter occupied.....	302	262	486	696	234	385	1,289	495
Sound.....	181	102	130	508	125	115	531	96
With all plumbing facilities...	151	70	105	420	96	87	433	55
Lacking some or all facilities..	30	32	25	88	29	28	98	41
Deteriorating.....	98	78	252	125	42	103	511	179
With all plumbing facilities...	67	37	137	62	8	44	313	57
Lacking some or all facilities..	31	41	115	63	34	59	198	122
Dilapidated.....	23	82	104	63	67	167	247	220