

1960
Census
of
Housing'

ADVANCE REPORTS
HOUSING CHARACTERISTICS
STATES

November 1960

HC(A1)-46

Vermont

(These figures supersede the preliminary counts published in the HC(Fl) series of reports. The present series consists of 51 reports—one each for the 50 States, and the District of Columbia—which are numbered in alphabetical order rather than in order of publication)

This report presents selected housing characteristics for each standard metropolitan statistical area (SMSA) and each place of 10,000 inhabitants or more, and any towns, townships, and counties classified as urban under specified criteria. The data represent final tabulations from the 1960 Census of Housing and are limited to characteristics which were enumerated on a 100-percent basis. Value and contract rent are not shown for places where they were enumerated for a sample consisting of every fourth housing unit.

More detailed information about items presented in this report, as well as data for all other items, will be provided in Volume I, "General Characteristics." The State reports comprising Volume I provide data for standard metropolitan statistical areas, urbanized areas, urban and rural places, and the counties. The Volume I report for the United States will contain summary data for regions, divisions, States, standard metropolitan statistical areas, and places of 50,000 inhabitants or more.

An outline of the 1960 Housing Census publication program may be obtained free of charge from the Bureau of the Census, Washington 25, D.C., or any U.S. Department of Commerce Field Office.

DEFINITIONS AND EXPLANATIONS

Standard metropolitan statistical area.-- Except in New England, a standard metropolitan statistical area (SMSA) is a county or a group of contiguous counties which contains at least one city of 50,000 inhabitants or more or "twin cities" with a combined population of at least 50,000. In addition to the county or counties, containing such a city or cities, contiguous counties are included in an SMSA if, according to certain criteria, they are essentially metropolitan in character and are socially and economically integrated with the central city.

In New England, towns and cities are the units used in defining SMSA's. Here a population density of at least 100 persons per square mile is used as the measure of metropolitan character.

In the 1950 Census reports, data were presented for standard metropolitan areas and in the 1940 Census a somewhat similar type of area called the "metropolitan district" was used.

Housing unit.--A group of rooms or a single room is regarded as a housing unit when it is occupied or intended for occupancy as separate living quarters, that is, when the



U.S. DEPARTMENT OF COMMERCE, Frederick H. Mueller, *Secretary*
BUREAU OF THE CENSUS, Robert W. Burgess, *Director*

For sale by the Bureau of the Census, Washington 25, D.C., and U.S. Department of
Commerce Field Offices, 15 cents. Complete set of 51 reports, \$6.



occupants do not live and eat with any other persons in the structure, and when there is either (1) direct access from the outside or through a common hall, or (2) a kitchen or cooking equipment for the exclusive use of the occupants.

In the 1950 Census, the unit of enumeration was the dwelling unit. Although the definition of the housing unit in 1960 is essentially similar to that for the dwelling unit in 1950, the housing unit definition was designed to encompass all private living quarters, whereas the dwelling unit definition did not completely cover all private living accommodations.

Occupied housing unit.--A housing unit is occupied if a person or group of persons was living in it at the time of enumeration or if the occupants were only temporarily absent, for example, on vacation. However, if the persons living in the unit have their usual place of residence elsewhere, the unit is classified as vacant.

Tenure.--A housing unit is "owned or being bought" if the owner or co-owner lives in it, even if it is mortgaged or not fully paid for. All other occupied units are classified as renter occupied.

Color.--Occupied housing units are classified by the color of the head of the household. The group designated as "nonwhite" includes Negro, Indian, Japanese, Chinese, and Filipino. Persons of Mexican birth or ancestry who are not definitely Indian or of other nonwhite race are classified as white.

Persons.--All persons enumerated in the Population Census as members of the household were counted in determining the number of persons who live in the housing unit, including lodgers, foster children, wards, and resident employees who share the living quarters of the household head.

Vacant housing unit.--A housing unit is vacant if no persons were living in it at the time of enumeration, except when its occupants were only temporarily absent. Dilapidated vacant units are included if they are intended for occupancy as living quarters; however, if the vacant unit is unfit for use and beyond repair so that it is no longer considered living quarters, it is excluded from

the inventory. New units not yet occupied were enumerated as vacant housing units if construction had proceeded to the point that all the exterior windows and doors were installed and final usable floors were in place.

"Year round" vacant units are those intended for occupancy at any time of the year. "Seasonal" units are those intended for occupancy during only a season of the year.

Available vacant units are those which are on the market for year-round occupancy, are in either sound or deteriorating condition, and are being offered for rent or for sale. The group "Available for sale only" is limited to units for sale and not for rent. "Available for rent" consists of units being offered for rent and those being offered for rent or sale. Of the vacancies for year-round occupancy and in sound or deteriorating condition, "Balance" consists of units which are rented or sold and awaiting occupancy; units held for occasional use; and units held off the market for other reasons.

Rooms.--The respondent's count of rooms was accepted unless a question was raised about which rooms to count. Rooms to be counted included whole rooms used for living purposes such as living rooms, dining rooms, bedrooms, kitchens, finished attic or basement rooms, recreation rooms, lodgers' rooms, and rooms used for offices by a person living in the unit. Not to be counted as rooms were bathrooms, halls, closets, alcoves, pantries, pullman kitchens, unfinished space, and offices used only by persons not living in the unit. Partially divided rooms such as living and dining areas were to be counted separately if there were fixed or movable partitions from floor to ceiling.

Condition and plumbing facilities.--Data on condition of a housing unit are shown in combination with data for plumbing facilities. Three categories of condition were used in the 1960 Census: Sound, deteriorating, and dilapidated.

Sound housing is defined as that which has no defects, or only slight defects which are normally corrected during the course of regular maintenance. Examples of slight defects are lack of paint; slight damage to porch or steps; small cracks in walls, plaster, or chimneys; broken gutters or downspouts.

Deteriorating housing needs more repair than would be provided in the course of regular maintenance. It has one or more defects of an intermediate nature that must be corrected if the unit is to continue to provide safe and adequate shelter. Examples of such defects are shaky or unsafe porch or steps; broken plaster; rotted window sills or frames. Such defects are signs of neglect which lead to serious structural damage if not corrected.

Dilapidated housing does not provide safe and adequate shelter. It has one or more critical defects; or has a combination of intermediate defects; or is of inadequate original construction. Critical defects are those which indicate continued neglect and serious damage to the structure.

The category "With all plumbing facilities" includes units which have hot and cold running water inside the structure, and flush toilet and bathtub or shower inside the structure for the exclusive use of the people living in the housing unit being enumerated.

The category "Lacking only hot water" includes units which have flush toilet and bathtub or shower for the exclusive use of the household but which have only cold running water inside the structure.

The category "Lacking private toilet or bath or running water" includes units which either lack one or more of these facilities

or share the facilities with persons living in another housing unit.

Value.--Value is the respondent's estimate of how much the property would sell for on today's market. For vacant units, it is the price asked for the property. Value data are limited to properties without business and containing only one housing unit. Trailers are excluded.

Contract rent.--Contract rent is the rent agreed upon regardless of the furnishings, utilities, or services included. For vacant units, it is the amount asked for the unit.

The average contract rent, as used in this report, is the arithmetic mean. For occupied units, it is computed by dividing the sum of the rental amounts by the number of renter-occupied units; units for which no cash rent is paid are excluded from the computation. For vacant units, the total amount of rent asked is divided by the number of vacant units available for rent.

Median.--The median is the theoretical value which divides a distribution of housing units into two equal groups--one group having characteristics smaller than the median, and the other having characteristics larger than the median. In the case of median rooms, for example, one-half the units have fewer rooms than the median and one-half have more rooms than the median. In computing the median, a continuous distribution is assumed.

VERMONT—COUNTIES AND PLACES OF 10,000 OR MORE

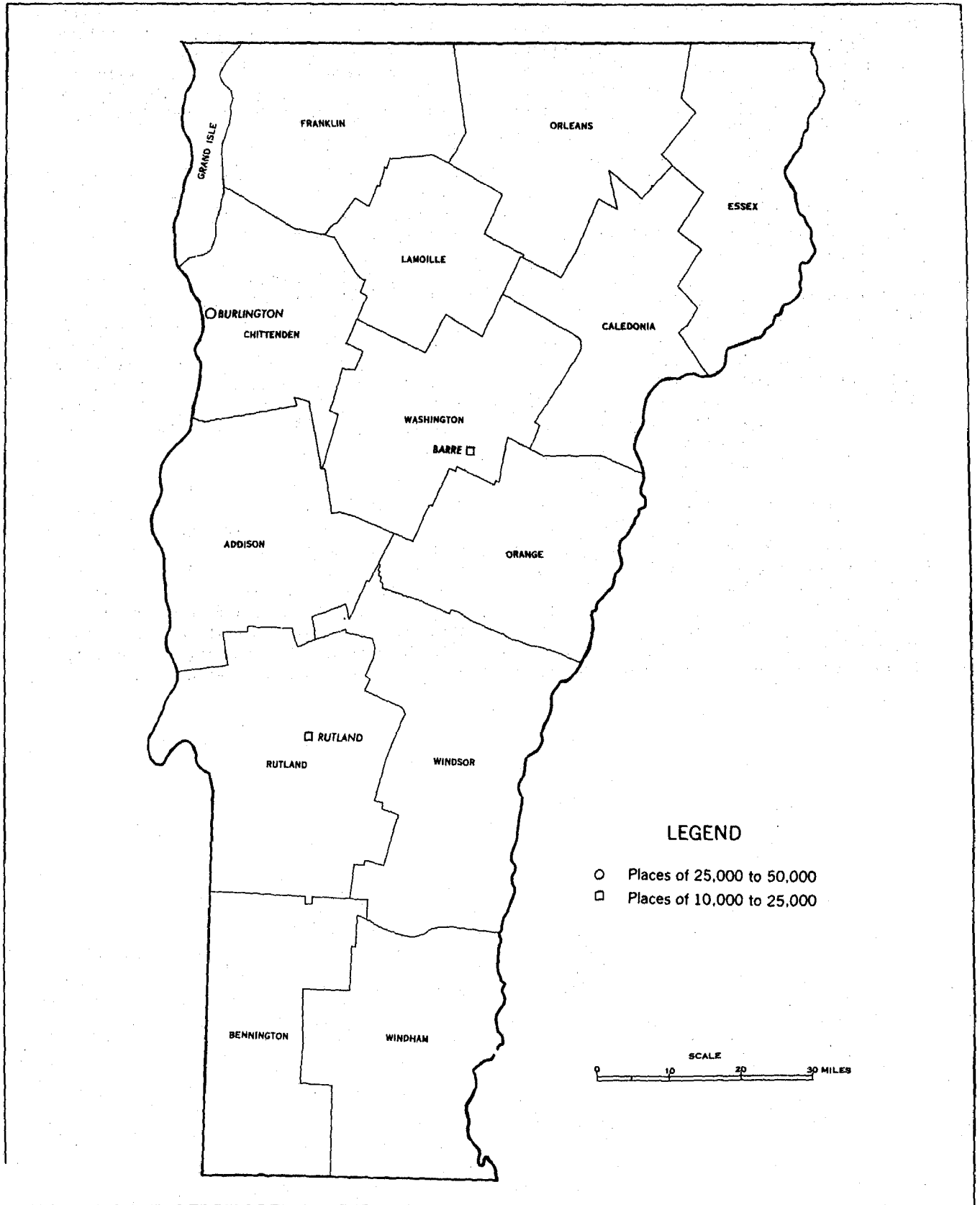


Table 1.--SELECTED HOUSING CHARACTERISTICS, FOR THE STATE AND PLACES OF 10,000 INHABITANTS OR MORE: 1960
(Median or average not shown where base is less than 50; plus (+) or minus (-) after number indicates median above or below that number)

Subject	The State	Barre	Bur- ling- ton	Rut- land	Subject	The State	Barre	Bur- ling- ton	Rut- land
All housing units.....	136,307	3,608	10,686	6,126	CONDITION AND PLUMBING--Con.				
TENURE, COLOR, AND VACANCY STATUS					Renter occupied.....	37,617	1,675	5,217	2,428
Occupied.....	110,732	3,430	10,091	5,690	Sound.....	26,481	1,207	3,908	1,933
Owner occupied.....	73,115	1,755	4,874	3,262	With all plumbing facilities.....	23,583	1,090	3,537	1,797
White.....	73,034	1,752	4,865	3,257	Lacking some or all facilities.....	2,898	117	371	136
Nonwhite.....	81	3	9	5	Deteriorating.....	8,148	312	1,051	435
Renter occupied.....	37,617	1,675	5,217	2,428	With all plumbing facilities.....	5,741	245	845	355
White.....	37,516	1,674	5,186	2,425	Lacking some or all facilities.....	2,407	67	206	80
Nonwhite.....	101	1	31	3	Dilapidated.....	2,988	156	258	60
Vacant.....	25,575	178	595	436	Vacant available for sale.....	1,129	19	81	65
Year round.....	9,058	164	495	399	With all plumbing facilities.....	898	19	81	64
Sound or deteriorating.....	7,514	124	456	362	Lacking some or all facilities.....	231	1
Available for sale only.....	1,129	19	81	65	Vacant available for rent.....	2,466	58	306	197
Available for rent.....	2,466	58	306	197	With all plumbing facilities.....	1,864	50	247	154
Balance.....	3,919	47	69	100	Lacking some or all facilities.....	602	8	59	43
Dilapidated.....	1,544	40	39	37					
Seasonal.....	16,517	14	100	37	ROOMS				
CONDITION AND PLUMBING					Median:				
All units.....	136,307	3,608	10,686	6,126	All occupied.....	5.8	5.3	5.0	5.6
Sound.....	103,525	2,927	8,815	5,189	Vacant available for sale.....	6.0	...	5.5	6.0
With all plumbing facilities.....	91,386	2,786	8,335	5,011	Vacant available for rent.....	3.9	3.7	3.5	3.9
Lacking only hot water.....	2,305	20	84	53					
Lack'g priv. toilet or bath or run'g water.....	9,834	121	396	125	PERSONS				
Deteriorating.....	23,843	453	1,535	806	Median: All occupied.....	3.0	2.6	2.8	2.8
With all plumbing facilities.....	15,183	373	1,266	663					
Lacking only hot water.....	1,783	21	84	51	VALUE				
Lack'g priv. toilet or bath or run'g water.....	6,877	59	185	92	Median (dollars):				
Dilapidated.....	8,939	228	336	131	Owner occupied.....
Owner occupied.....	73,115	1,755	4,874	3,262	Vacant available for sale.....
Sound.....	58,679	1,605	4,460	2,953					
With all plumbing facilities.....	55,194	1,589	4,405	2,927	CONTRACT RENT				
Lacking some or all facilities.....	3,485	16	55	26	Average (dollars):				
Deteriorating.....	10,820	122	383	276	Renter occupied.....
With all plumbing facilities.....	7,506	115	349	258	Vacant available for rent.....
Lacking some or all facilities.....	3,314	7	34	18					
Dilapidated.....	3,616	28	31	33					

1960
Census
of
Housing

ADVANCE REPORTS

HOUSING CHARACTERISTICS
STATES

BUREAU OF THE CENSUS
JUN 20 3 33 PM '61

LIBRARY

March 1961

HC(AL)-47

Virginia

(These figures supersede the preliminary counts published in the HC(Pl) series of reports. The present series consists of 51 reports--one each for the 50 States, and the District of Columbia--which are numbered in alphabetical order rather than in order of publication)

This report presents selected housing characteristics for each standard metropolitan statistical area (SMSA) and each place of 10,000 inhabitants or more, and any towns, townships, and counties classified as urban under specified criteria. The data represent final tabulations from the 1960 Census of Housing and are limited to characteristics which were enumerated on a 100-percent basis. Value and contract rent are not shown for places where they were enumerated for a sample consisting of every fourth housing unit.

More detailed information about items presented in this report, as well as data for all other items, will be provided in Volume I, "General Characteristics." The State reports comprising Volume I provide data for standard metropolitan statistical areas, urbanized areas, urban and rural places, and the counties. The Volume I report for the United States will contain summary data for regions, divisions, States, standard metropolitan statistical areas, and places of 50,000 inhabitants or more.

An outline of the 1960 Housing Census publication program may be obtained free of charge from the Bureau of the Census, Washington 25, D.C., or any U.S. Department of Commerce Field Office.

DEFINITIONS AND EXPLANATIONS

Standard metropolitan statistical area.-- Except in New England, a standard metropolitan statistical area (SMSA) is a county or a group of contiguous counties which contains at least one city of 50,000 inhabitants or more or "twin cities" with a combined population of at least 50,000. In addition to the county or counties, containing such a city or cities, contiguous counties are included in an SMSA if, according to certain criteria, they are essentially metropolitan in character and are socially and economically integrated with the central city.

In New England, towns and cities are the units used in defining SMSA's. Here a population density of at least 100 persons per square mile is used as the measure of metropolitan character.

In the 1950 Census reports, data were presented for standard metropolitan areas and in the 1940 Census a somewhat similar type of area called the "metropolitan district" was used.

Housing unit.--A group of rooms or a single room is regarded as a housing unit when it is occupied or intended for occupancy as separate living quarters, that is, when the



U.S. DEPARTMENT OF COMMERCE, Luther H. Hodges, *Secretary*
BUREAU OF THE CENSUS

For sale by the Bureau of the Census, Washington 25, D.C., and U.S. Department of
Commerce Field Offices, 15 cents. Complete set of 51 reports, \$6.



occupants do not live and eat with any other persons in the structure, and when there is either (1) direct access from the outside or through a common hall, or (2) a kitchen or cooking equipment for the exclusive use of the occupants.

In the 1950 Census, the unit of enumeration was the dwelling unit. Although the definition of the housing unit in 1960 is essentially similar to that for the dwelling unit in 1950, the housing unit definition was designed to encompass all private living quarters, whereas the dwelling unit definition did not completely cover all private living accommodations.

Occupied housing unit.--A housing unit is occupied if a person or group of persons was living in it at the time of enumeration or if the occupants were only temporarily absent, for example, on vacation. However, if the persons living in the unit have their usual place of residence elsewhere, the unit is classified as vacant.

Tenure.--A housing unit is "owned or being bought" if the owner or co-owner lives in it, even if it is mortgaged or not fully paid for. All other occupied units are classified as renter occupied.

Color.--Occupied housing units are classified by the color of the head of the household. The group designated as "nonwhite" includes Negro, Indian, Japanese, Chinese, and Filipino. Persons of Mexican birth or ancestry who are not definitely Indian or of other nonwhite race are classified as white.

Persons.--All persons enumerated in the Population Census as members of the household were counted in determining the number of persons who live in the housing unit, including lodgers, foster children, wards, and resident employees who share the living quarters of the household head.

Vacant housing unit.--A housing unit is vacant if no persons were living in it at the time of enumeration, except when its occupants were only temporarily absent. Dilapidated vacant units are included if they are intended for occupancy as living quarters; however, if the vacant unit is unfit for use and beyond repair so that it is no longer considered living quarters, it is excluded from

the inventory. New units not yet occupied were enumerated as vacant housing units if construction had proceeded to the point that all the exterior windows and doors were installed and final usable floors were in place.

"Year round" vacant units are those intended for occupancy at any time of the year. "Seasonal" units are those intended for occupancy during only a season of the year.

Available vacant units are those which are on the market for year-round occupancy, are in either sound or deteriorating condition, and are being offered for rent or for sale. The group "Available for sale only" is limited to units for sale and not for rent. "Available for rent" consists of units being offered for rent and those being offered for rent or sale. Of the vacancies for year-round occupancy and in sound or deteriorating condition, "Balance" consists of units which are rented or sold and awaiting occupancy; units held for occasional use; and units held off the market for other reasons.

Rooms.--The respondent's count of rooms was accepted unless a question was raised about which rooms to count. Rooms to be counted included whole rooms used for living purposes such as living rooms, dining rooms, bedrooms, kitchens, finished attic or basement rooms, recreation rooms, lodgers' rooms, and rooms used for offices by a person living in the unit. Not to be counted as rooms were bathrooms, halls, closets, alcoves, pantries, pullman kitchens, unfinished space, and offices used only by persons not living in the unit. Partially divided rooms such as living and dining areas were to be counted separately if there were fixed or movable partitions from floor to ceiling.

Condition and plumbing facilities.--Data on condition of a housing unit are shown in combination with data for plumbing facilities. Three categories of condition were used in the 1960 Census: Sound, deteriorating, and dilapidated.

Sound housing is defined as that which has no defects, or only slight defects which are normally corrected during the course of regular maintenance. Examples of slight defects are lack of paint; slight damage to porch or steps; small cracks in walls, plaster, or chimneys; broken gutters or downspouts.

Deteriorating housing needs more repair than would be provided in the course of regular maintenance. It has one or more defects of an intermediate nature that must be corrected if the unit is to continue to provide safe and adequate shelter. Examples of such defects are shaky or unsafe porch or steps; broken plaster; rotted window sills or frames. Such defects are signs of neglect which lead to serious structural damage if not corrected.

Dilapidated housing does not provide safe and adequate shelter. It has one or more critical defects; or has a combination of intermediate defects; or is of inadequate original construction. Critical defects are those which indicate continued neglect and serious damage to the structure.

The category "With all plumbing facilities" includes units which have hot and cold running water inside the structure, and flush toilet and bathtub or shower inside the structure for the exclusive use of the people living in the housing unit being enumerated.

The category "Lacking only hot water" includes units which have flush toilet and bathtub or shower for the exclusive use of the household but which have only cold running water inside the structure.

The category "Lacking private toilet or bath or running water" includes units which either lack one or more of these facilities

or share the facilities with persons living in another housing unit.

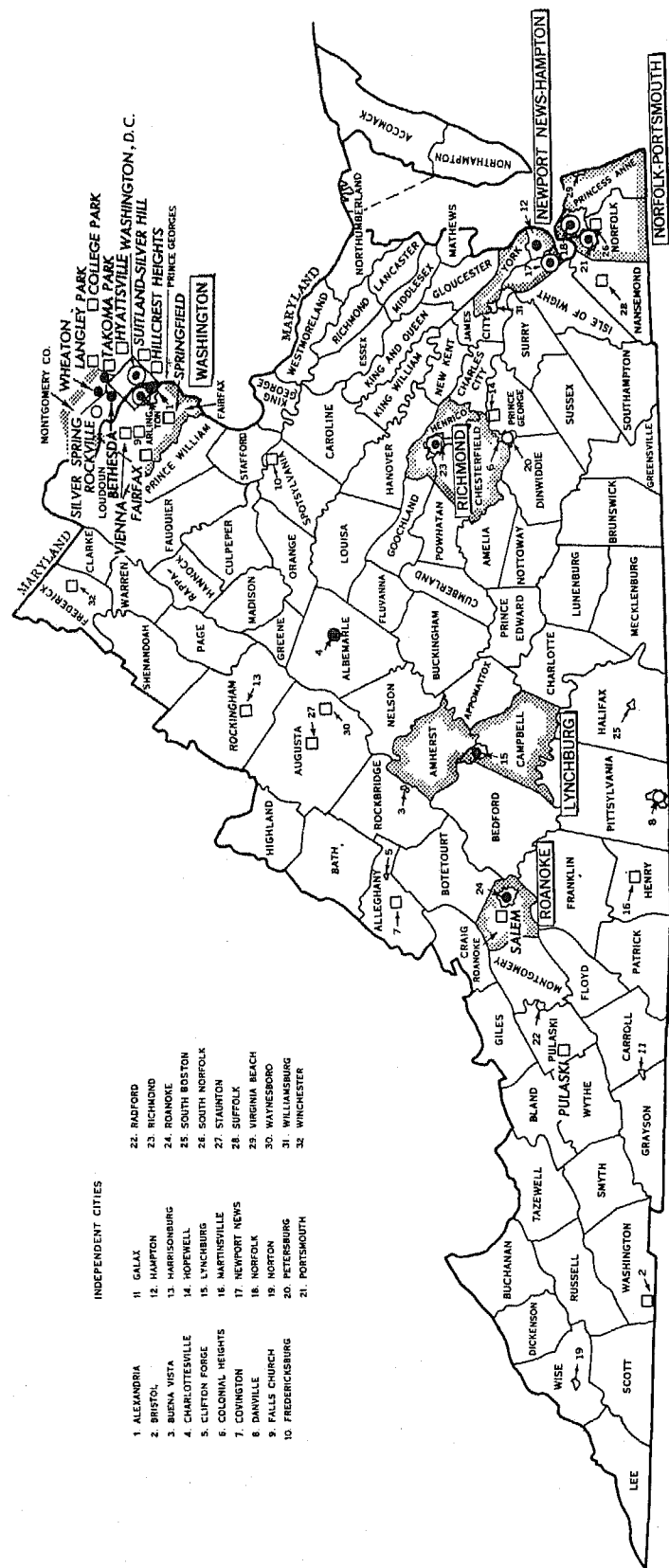
Value.--Value is the respondent's estimate of how much the property would sell for on today's market. For vacant units, it is the price asked for the property. Value data are limited to properties without business and containing only one housing unit. Trailers are excluded.

Contract rent.--Contract rent is the rent agreed upon regardless of the furnishings, utilities, or services included. For vacant units, it is the amount asked for the unit.

The average contract rent, as used in this report, is the arithmetic mean. For occupied units, it is computed by dividing the sum of the rental amounts by the number of renter-occupied units; units for which no cash rent is paid are excluded from the computation. For vacant units, the total amount of rent asked is divided by the number of vacant units available for rent.

Median.--The median is the theoretical value which divides a distribution of housing units into two equal groups--one group having characteristics smaller than the median, and the other having characteristics larger than the median. In the case of median rooms, for example, one-half the units have fewer rooms than the median and one-half have more rooms than the median. In computing the median, a continuous distribution is assumed.

VIRGINIA—STANDARD METROPOLITAN STATISTICAL AREAS, COUNTIES, INDEPENDENT CITIES, AND PLACES OF 10,000 OR MORE




INDEPENDENT CITIES

- | | | |
|---------------------|------------------|--------------------|
| 1. ALEXANDRIA | 11. GALLATIN | 22. RADFORD |
| 2. BRISTOL | 12. HAMPTON | 23. RICHMOND |
| 3. BUENA VISTA | 13. HARRISONBURG | 24. ROANOKE |
| 4. CHARLOTTESVILLE | 14. HOPEWELL | 25. SOUTH BOSTON |
| 5. CLIFTON FORGE | 15. LYNCHBURG | 26. SOUTH NORFOLK |
| 6. COLONIAL HEIGHTS | 16. MARTINSVILLE | 27. STAURTON |
| 7. COVINGTON | 17. NEWPORT NEWS | 28. SUFFOLK |
| 8. DANVILLE | 18. NORFOLK | 29. VIRGINIA BEACH |
| 9. FALLS CHURCH | 19. NORFOLK | 30. WAYSBORO |
| 10. FREDERICKSBURG | 20. PETERSBURG | 31. WILLIAMSBURG |
| | 21. PORTSMOUTH | 32. WINCHESTER |

LEGEND

- Places of 100,000 or more
- Places of 50,000 to 100,000
- Places of 25,000 to 50,000
- Places of 10,000 to 25,000



Standard Metropolitan Statistical Areas



Table 1.--SELECTED HOUSING CHARACTERISTICS, FOR THE STATE, STANDARD METROPOLITAN STATISTICAL AREAS, AND PLACES OF 10,000 INHABITANTS OR MORE: 1960--Con.

(Median or average not shown where base is less than 50; plus (+) or minus (-) after number indicates median above or below that number)

Subject	Places of 10,000 inhabitants or more--Con.						
	Alexandria	Arlington County ¹	Bristol	Charlottesville	Covington	Danville	Fairfax
All housing units.....	29,754	56,949	5,099	9,818	3,495	15,196	3,621
TENURE, COLOR, AND VACANCY STATUS							
Occupied.....	28,572	54,498	4,843	9,389	3,311	14,120	3,379
Owner occupied.....	10,814	22,612	3,072	4,621	2,015	8,024	2,748
White.....	9,952	21,484	2,910	3,985	1,796	6,706	2,690
Nonwhite.....	862	1,128	162	636	219	1,318	58
Renter occupied.....	17,758	31,886	1,771	4,768	1,296	6,096	631
White.....	16,190	30,971	1,615	3,880	1,168	4,335	604
Nonwhite.....	1,568	915	156	888	128	1,761	27
Vacant.....	1,182	2,451	256	429	184	1,076	242
Year round.....	1,173	2,417	246	390	175	1,042	231
Sound or deteriorating.....	1,117	2,384	206	348	133	756	228
Available for sale only.....	150	259	43	47	16	110	131
Available for rent.....	641	1,780	109	205	93	496	55
Balance.....	326	345	54	96	24	150	42
Dilapidated.....	56	33	40	42	42	286	3
Seasonal.....	9	34	10	39	9	34	11
CONDITION AND PLUMBING							
All units.....	29,754	56,949	5,099	9,818	3,495	15,196	3,621
Sound.....	27,623	54,432	3,741	7,788	2,796	10,910	3,483
With all plumbing facilities.....	27,279	54,081	3,532	7,296	2,744	9,852	3,445
Lacking only hot water.....	37	32	36	70	9	237	2
Lack'g priv. toilet or bath or run'g water.....	307	319	173	422	43	821	36
Deteriorating.....	1,436	2,208	1,029	1,373	452	2,481	111
With all plumbing facilities.....	1,128	2,070	684	881	354	1,176	74
Lacking only hot water.....	45	17	77	77	17	285	5
Lack'g priv. toilet or bath or run'g water.....	263	121	268	415	81	1,020	32
Dilapidated.....	695	309	329	657	247	1,805	27
Owner occupied.....	10,814	22,612	3,072	4,621	2,015	8,024	2,748
Sound.....	10,277	21,727	2,502	4,035	1,805	6,856	2,690
With all plumbing facilities.....	10,202	21,661	2,396	3,926	1,781	6,481	2,670
Lacking some or all facilities.....	75	56	106	109	24	375	20
Deteriorating.....	391	774	467	473	143	760	50
With all plumbing facilities.....	336	764	351	373	114	440	33
Lacking some or all facilities.....	55	10	116	100	29	320	17
Dilapidated.....	146	111	103	113	67	408	8
Renter occupied.....	17,758	31,886	1,771	4,768	1,296	6,096	631
Sound.....	16,326	30,419	1,122	3,437	895	3,547	572
With all plumbing facilities.....	16,098	30,157	1,026	3,087	869	2,954	558
Lacking some or all facilities.....	228	262	96	350	26	593	14
Deteriorating.....	940	1,303	463	829	266	1,449	44
With all plumbing facilities.....	712	1,193	269	467	204	605	29
Lacking some or all facilities.....	228	110	194	362	62	844	15
Dilapidated.....	492	164	186	502	135	1,100	15
Vacant available for sale.....	150	259	43	47	16	110	131
With all plumbing facilities.....	148	258	39	44	16	102	130
Lacking some or all facilities.....	2	1	4	3	...	8	1
Vacant available for rent.....	641	1,780	109	205	93	496	55
With all plumbing facilities.....	586	1,755	87	165	85	328	54
Lacking some or all facilities.....	55	25	22	40	8	168	1
ROOMS							
Median:							
All occupied.....	4.6	4.7	5.0	4.8	5.1	4.6	5.7
Vacant available for sale.....	6.5+	6.5	5.2	6.5+
Vacant available for rent.....	3.8	3.4	4.2	3.3	4.1	3.5	4.3
PERSONS							
Median: All occupied.....	2.8	2.5	3.0	2.7	3.0	2.9	3.9
VALUE							
Median (dollars):							
Owner occupied.....	16,700	18,700
Vacant available for sale.....	19,900	24,600
CONTRACT RENT							
Average (dollars):							
Renter occupied.....	90	102
Vacant available for rent.....	107	128

¹ Urban under special rule.

Table 1.--SELECTED HOUSING CHARACTERISTICS, FOR THE STATE, STANDARD METROPOLITAN STATISTICAL AREAS, AND PLACES OF 10,000 INHABITANTS OR MORE: 1960--Con.

(Median or average not shown where base is less than 50; plus (+) or minus (-) after number indicates median above or below that number)

Subject	Places of 10,000 inhabitants or more--Con.										
	Falls Church	Fredericksburg	Hampton	Harrisonburg	Hopewell	Lynchburg	Martinsville	Newport News	Norfolk	Petersburg	Portsmouth
All housing units.....	2,894	4,102	26,193	3,662	5,390	16,826	5,557	31,946	87,560	11,769	33,349
TENURE, COLOR, AND VACANCY STATUS											
Occupied.....	2,812	3,887	23,917	3,500	5,053	16,144	5,219	29,969	81,831	10,803	30,619
Owner occupied.....	1,750	1,913	14,488	1,804	3,278	9,418	3,130	14,623	38,143	5,361	15,213
White.....	1,723	1,633	11,807	1,721	3,009	7,966	2,381	11,776	32,251	3,576	10,530
Nonwhite.....	27	280	2,681	83	269	1,452	749	2,847	5,892	1,785	4,683
Renter occupied.....	1,062	1,974	9,429	1,696	1,775	6,726	2,089	15,346	43,688	5,442	15,406
White.....	1,049	1,596	7,566	1,579	1,324	5,254	1,486	8,770	28,663	2,568	10,073
Nonwhite.....	13	378	1,863	117	451	1,472	603	6,576	15,025	2,874	5,333
Vacant.....	82	215	2,276	162	337	682	338	1,977	5,729	966	2,730
Year round.....	72	198	2,054	149	327	640	330	1,942	5,416	940	2,689
Sound or deteriorating.....	69	165	1,933	128	299	562	288	1,780	4,894	743	2,474
Available for sale only.....	14	20	688	13	29	110	55	267	550	90	275
Available for rent.....	24	108	1,050	75	219	327	186	1,256	3,613	521	1,760
Balance.....	31	37	195	40	51	125	47	257	731	132	439
Dilapidated.....	3	33	121	21	28	78	42	162	522	197	215
Seasonal.....	10	17	222	13	10	42	8	35	313	26	41
CONDITION AND PLUMBING											
All units.....	2,894	4,102	26,193	3,662	5,390	16,826	5,557	31,946	87,560	11,769	33,349
Sound.....	2,819	3,138	22,681	2,619	4,637	13,308	4,389	25,045	72,552	7,956	27,021
With all plumbing facilities.....	2,782	2,881	22,066	2,432	4,365	12,233	3,840	24,101	68,955	6,838	25,490
Lacking only hot water.....	2	77	121	35	107	400	136	139	817	339	501
Lack'g priv. toilet or bath or run'g water.....	35	180	494	152	165	675	413	805	2,780	779	1,030
Deteriorating.....	57	670	2,767	756	632	2,604	848	5,497	11,447	2,557	5,179
With all plumbing facilities.....	39	458	2,014	462	433	1,472	409	4,569	7,572	1,085	3,209
Lacking only hot water.....	1	75	96	76	55	734	77	182	977	351	492
Lack'g priv. toilet or bath or run'g water.....	17	137	657	218	144	398	362	746	2,898	1,121	1,478
Dilapidated.....	18	294	745	287	121	914	320	1,404	3,561	1,256	1,149
Owner occupied.....	1,750	1,913	14,488	1,804	3,278	9,418	3,130	14,623	38,143	5,361	15,213
Sound.....	1,723	1,718	13,345	1,516	3,051	8,236	2,808	13,469	35,272	4,607	13,753
With all plumbing facilities.....	1,719	1,662	13,080	1,480	2,949	7,831	2,596	13,251	34,624	4,324	13,447
Lacking some or all facilities.....	4	56	265	36	102	405	212	218	648	283	306
Deteriorating.....	22	166	902	236	197	922	257	941	2,343	583	1,236
With all plumbing facilities.....	20	132	599	189	149	648	140	757	1,827	351	902
Lacking some or all facilities.....	2	34	303	47	48	274	117	184	516	232	334
Dilapidated.....	5	29	241	52	30	260	65	213	528	171	224
Renter occupied.....	1,062	1,974	9,429	1,696	1,775	6,726	2,089	15,346	43,688	5,442	15,406
Sound.....	1,026	1,301	7,849	1,010	1,355	4,621	1,346	10,414	33,442	2,837	11,427
With all plumbing facilities.....	999	1,111	7,571	874	1,209	4,010	1,051	9,777	30,768	2,134	10,452
Lacking some or all facilities.....	27	190	278	136	146	611	295	637	2,674	723	975
Deteriorating.....	26	441	1,210	473	358	1,532	531	3,908	7,788	1,698	3,276
With all plumbing facilities.....	10	281	831	254	225	764	235	3,270	4,874	594	1,851
Lacking some or all facilities.....	16	160	379	219	133	768	296	638	2,914	1,104	1,425
Dilapidated.....	10	232	370	213	62	573	212	1,024	2,458	887	703
Vacant available for sale.....	14	20	688	13	29	110	55	267	550	90	275
With all plumbing facilities.....	14	19	681	13	28	99	50	262	528	84	255
Lacking some or all facilities.....	...	1	7	...	1	11	5	5	22	6	20
Vacant available for rent.....	24	108	1,050	75	219	327	186	1,256	3,613	521	1,760
With all plumbing facilities.....	19	90	957	41	190	225	138	1,092	3,047	323	1,398
Lacking some or all facilities.....	5	18	93	34	29	102	48	164	566	198	362
ROOMS											
Median:											
All occupied.....	5.6	5.1	5.1	5.3	5.2	5.0	4.9	4.9	4.8	4.6	4.8
Vacant available for sale.....	4.9	5.5	5.3	5.9	5.6	5.5	5.2
Vacant available for rent.....	...	4.0	3.9	3.3	3.8	4.0	4.0	3.5	3.7	3.7	3.8
PERSONS											
Median: All occupied.....	3.5	2.7	3.3	2.7	3.3	3.0	3.2	3.3	3.0	2.9	3.1
VALUE											
Median (dollars):											
Owner occupied.....	11,800	12,900	...	9,600	...	12,800	11,700	...	8,600
Vacant available for sale.....	5,000-	13,100	...	17,100	12,700	...	9,100
CONTRACT RENT											
Average (dollars):											
Renter occupied.....	68	49	...	49	...	60	64	...	50
Vacant available for rent.....	68	44	...	52	...	55	70	...	58

Table 2.--CONDITION AND PLUMBING FOR HOUSING UNITS WITH NONWHITE HOUSEHOLD HEADS, FOR THE STATE, STANDARD METROPOLITAN STATISTICAL AREAS, AND PLACES OF 10,000 INHABITANTS OR MORE WITH 400 OR MORE SUCH UNITS: 1960

Condition and plumbing	The State	Standard metropolitan statistical areas						Washington, D. C. -Md. -Va.
		Lynchburg	Newport News-Hampton	Norfolk-Portsmouth	Richmond	Roanoke		
All occupied units.....	189,569	5,464	15,043	37,993	27,333	5,078	127,506	
Owner occupied.....	89,459	3,035	6,300	14,418	11,630	2,822	44,555	
Sound.....	53,671	1,448	4,475	10,369	8,743	2,143	38,462	
With all plumbing facilities...	35,888	849	3,969	9,029	7,636	1,926	36,892	
Lacking some or all facilities..	17,783	599	506	1,340	1,107	217	1,570	
Deteriorating.....	22,509	1,046	1,303	2,663	2,054	487	4,766	
With all plumbing facilities...	6,220	367	723	1,197	1,062	286	3,800	
Lacking some or all facilities..	16,289	679	580	1,466	992	201	966	
Dilapidated.....	13,279	541	522	1,386	833	192	1,327	
Renter occupied.....	100,110	2,429	8,743	23,575	15,703	2,256	82,951	
Sound.....	42,926	560	4,888	12,919	8,508	1,184	64,898	
With all plumbing facilities...	27,684	283	4,404	9,964	6,310	963	57,853	
Lacking some or all facilities..	15,242	277	484	2,955	2,198	221	7,045	
Deteriorating.....	33,090	1,020	2,791	6,996	5,015	715	13,921	
With all plumbing facilities...	8,374	234	2,025	2,762	1,405	236	9,977	
Lacking some or all facilities..	24,716	786	766	4,234	3,610	479	3,944	
Dilapidated.....	24,094	849	1,064	3,660	2,180	357	4,132	

Condition and plumbing	Places of 10,000 inhabitants or more								
	Alexandria	Arlington County ¹	Charlottesville	Danville	Fredericksburg	Hampton	Hopewell	Lynchburg	Martinsville
All occupied units.....	2,430	2,043	1,524	3,079	658	4,544	720	2,924	1,352
Owner occupied.....	862	1,128	636	1,318	280	2,681	269	1,452	749
Sound.....	630	926	414	625	216	1,965	218	772	544
With all plumbing facilities...	601	911	376	492	192	1,774	152	624	434
Lacking some or all facilities..	29	15	38	133	24	191	66	148	110
Deteriorating.....	143	137	156	411	48	511	40	481	149
With all plumbing facilities...	115	133	108	187	29	259	13	310	66
Lacking some or all facilities..	28	4	48	224	19	252	27	171	83
Dilapidated.....	89	65	66	282	16	205	11	199	56
Renter occupied.....	1,568	915	888	1,761	378	1,863	451	1,472	603
Sound.....	962	664	290	486	187	1,107	303	404	190
With all plumbing facilities...	901	628	195	342	106	952	191	261	98
Lacking some or all facilities..	61	36	95	144	81	155	112	143	92
Deteriorating.....	312	171	286	588	106	475	123	676	253
With all plumbing facilities...	198	150	105	66	37	183	30	218	91
Lacking some or all facilities..	114	21	181	522	69	292	93	458	162
Dilapidated.....	294	80	312	687	85	281	25	392	160

Condition and plumbing	Places of 10,000 inhabitants or more--Con.								
	Newport News	Norfolk	Petersburg	Portsmouth	Richmond	Roanoke	South Norfolk	Staunton	Suffolk
All occupied units.....	9,423	20,917	4,659	10,016	24,099	4,326	1,473	588	1,279
Owner occupied.....	2,847	5,892	1,785	4,683	9,400	2,304	818	289	420
Sound.....	2,139	4,544	1,282	3,850	7,476	1,892	523	104	348
With all plumbing facilities...	1,986	4,118	1,086	3,631	6,836	1,759	371	95	252
Lacking some or all facilities..	153	426	196	219	640	133	152	9	96
Deteriorating.....	557	1,011	369	666	1,590	328	169	105	59
With all plumbing facilities...	419	611	180	381	974	228	45	61	15
Lacking some or all facilities..	138	400	189	285	616	100	124	44	44
Dilapidated.....	151	337	134	167	334	84	126	80	13
Renter occupied.....	6,576	15,025	2,874	5,333	14,699	2,022	655	299	859
Sound.....	3,692	9,108	1,052	2,725	8,167	1,139	181	35	467
With all plumbing facilities...	3,382	7,311	971	2,358	6,103	941	123	25	176
Lacking some or all facilities..	310	1,797	481	567	2,064	198	58	10	291
Deteriorating.....	2,232	4,129	1,093	1,988	4,766	615	185	155	314
With all plumbing facilities...	1,835	1,904	233	751	1,389	215	25	32	37
Lacking some or all facilities..	397	2,225	860	1,237	3,377	400	160	123	277
Dilapidated.....	652	1,788	729	620	1,766	268	289	109	78

¹ Urban under special rule.

1960
Census
of
Housing

ADVANCE REPORTS

BUREAU OF THE CENSUS
HOUSING CHARACTERISTICS

STATES
MAR 21 2 13 PM '61

March 1961

HC(A1)-48

Washington

(These figures supersede the preliminary counts published in the HC(Pl) series of reports. The present series consists of 51 reports--one each for the 50 States, and the District of Columbia--which are numbered in alphabetical order rather than in order of publication)

This report presents selected housing characteristics for each standard metropolitan statistical area (SMSA) and each place of 10,000 inhabitants or more, and any towns, townships, and counties classified as urban under specified criteria. The data represent final tabulations from the 1960 Census of Housing and are limited to characteristics which were enumerated on a 100-percent basis. Value and contract rent are not shown for places where they were enumerated for a sample consisting of every fourth housing unit.

More detailed information about items presented in this report, as well as data for all other items, will be provided in Volume I, "General Characteristics." The State reports comprising Volume I provide data for standard metropolitan statistical areas, urbanized areas, urban and rural places, and the counties. The Volume I report for the United States will contain summary data for regions, divisions, States, standard metropolitan statistical areas, and places of 50,000 inhabitants or more.

An outline of the 1960 Housing Census publication program may be obtained free of charge from the Bureau of the Census, Washington 25, D.C., or any U.S. Department of Commerce Field Office.

DEFINITIONS AND EXPLANATIONS

Standard metropolitan statistical area.-- Except in New England, a standard metropolitan statistical area (SMSA) is a county or a group of contiguous counties which contains at least one city of 50,000 inhabitants or more or "twin cities" with a combined population of at least 50,000. In addition to the county or counties, containing such a city or cities, contiguous counties are included in an SMSA if, according to certain criteria, they are essentially metropolitan in character and are socially and economically integrated with the central city.

In New England, towns and cities are the units used in defining SMSA's. Here a population density of at least 100 persons per square mile is used as the measure of metropolitan character.

In the 1950 Census reports, data were presented for standard metropolitan areas and in the 1940 Census a somewhat similar type of area called the "metropolitan district" was used.

Housing unit.--A group of rooms or a single room is regarded as a housing unit when it is occupied or intended for occupancy as separate living quarters, that is, when the



U.S. DEPARTMENT OF COMMERCE, Luther H. Hodges, *Secretary*
BUREAU OF THE CENSUS

For sale by the Bureau of the Census, Washington 25, D.C., and U.S. Department of
Commerce Field Offices, 15 cents. Complete set of 51 reports, \$6.



occupants do not live and eat with any other persons in the structure, and when there is either (1) direct access from the outside or through a common hall, or (2) a kitchen or cooking equipment for the exclusive use of the occupants.

In the 1950 Census, the unit of enumeration was the dwelling unit. Although the definition of the housing unit in 1960 is essentially similar to that for the dwelling unit in 1950, the housing unit definition was designed to encompass all private living quarters, whereas the dwelling unit definition did not completely cover all private living accommodations.

Occupied housing unit.--A housing unit is occupied if a person or group of persons was living in it at the time of enumeration or if the occupants were only temporarily absent, for example, on vacation. However, if the persons living in the unit have their usual place of residence elsewhere, the unit is classified as vacant.

Tenure.--A housing unit is "owned or being bought" if the owner or co-owner lives in it, even if it is mortgaged or not fully paid for. All other occupied units are classified as renter occupied.

Color.--Occupied housing units are classified by the color of the head of the household. The group designated as "nonwhite" includes Negro, Indian, Japanese, Chinese, and Filipino. Persons of Mexican birth or ancestry who are not definitely Indian or of other nonwhite race are classified as white.

Persons.--All persons enumerated in the Population Census as members of the household were counted in determining the number of persons who live in the housing unit, including lodgers, foster children, wards, and resident employees who share the living quarters of the household head.

Vacant housing unit.--A housing unit is vacant if no persons were living in it at the time of enumeration, except when its occupants were only temporarily absent. Dilapidated vacant units are included if they are intended for occupancy as living quarters; however, if the vacant unit is unfit for use and beyond repair so that it is no longer considered living quarters, it is excluded from

the inventory. New units not yet occupied were enumerated as vacant housing units if construction had proceeded to the point that all the exterior windows and doors were installed and final usable floors were in place.

"Year round" vacant units are those intended for occupancy at any time of the year. "Seasonal" units are those intended for occupancy during only a season of the year.

Available vacant units are those which are on the market for year-round occupancy, are in either sound or deteriorating condition, and are being offered for rent or for sale. The group "Available for sale only" is limited to units for sale and not for rent. "Available for rent" consists of units being offered for rent and those being offered for rent or sale. Of the vacancies for year-round occupancy and in sound or deteriorating condition, "Balance" consists of units which are rented or sold and awaiting occupancy; units held for occasional use; and units held off the market for other reasons.

Rooms.--The respondent's count of rooms was accepted unless a question was raised about which rooms to count. Rooms to be counted included whole rooms used for living purposes such as living rooms, dining rooms, bedrooms, kitchens, finished attic or basement rooms, recreation rooms, lodgers' rooms, and rooms used for offices by a person living in the unit. Not to be counted as rooms were bathrooms, halls, closets, alcoves, pantries, pullman kitchens, unfinished space, and offices used only by persons not living in the unit. Partially divided rooms such as living and dining areas were to be counted separately if there were fixed or movable partitions from floor to ceiling.

Condition and plumbing facilities.--Data on condition of a housing unit are shown in combination with data for plumbing facilities. Three categories of condition were used in the 1960 Census: Sound, deteriorating, and dilapidated.

Sound housing is defined as that which has no defects, or only slight defects which are normally corrected during the course of regular maintenance. Examples of slight defects are lack of paint; slight damage to porch or steps; small cracks in walls, plaster, or chimneys; broken gutters or downspouts.

Deteriorating housing needs more repair than would be provided in the course of regular maintenance. It has one or more defects of an intermediate nature that must be corrected if the unit is to continue to provide safe and adequate shelter. Examples of such defects are shaky or unsafe porch or steps; broken plaster; rotted window sills or frames. Such defects are signs of neglect which lead to serious structural damage if not corrected.

Dilapidated housing does not provide safe and adequate shelter. It has one or more critical defects; or has a combination of intermediate defects; or is of inadequate original construction. Critical defects are those which indicate continued neglect and serious damage to the structure.

The category "With all plumbing facilities" includes units which have hot and cold running water inside the structure, and flush toilet and bathtub or shower inside the structure for the exclusive use of the people living in the housing unit being enumerated.

The category "Lacking only hot water" includes units which have flush toilet and bathtub or shower for the exclusive use of the household but which have only cold running water inside the structure.

The category "Lacking private toilet or bath or running water" includes units which either lack one or more of these facilities

or share the facilities with persons living in another housing unit.

Value.--Value is the respondent's estimate of how much the property would sell for on today's market. For vacant units, it is the price asked for the property. Value data are limited to properties without business and containing only one housing unit. Trailers are excluded.

Contract rent.--Contract rent is the rent agreed upon regardless of the furnishings, utilities, or services included. For vacant units, it is the amount asked for the unit.

The average contract rent, as used in this report, is the arithmetic mean. For occupied units, it is computed by dividing the sum of the rental amounts by the number of renter-occupied units; units for which no cash rent is paid are excluded from the computation. For vacant units, the total amount of rent asked is divided by the number of vacant units available for rent.

Median.--The median is the theoretical value which divides a distribution of housing units into two equal groups--one group having characteristics smaller than the median, and the other having characteristics larger than the median. In the case of median rooms, for example, one-half the units have fewer rooms than the median and one-half have more rooms than the median. In computing the median, a continuous distribution is assumed.

WASHINGTON—STANDARD METROPOLITAN STATISTICAL AREAS, COUNTIES, AND PLACES OF 10,000 OR MORE

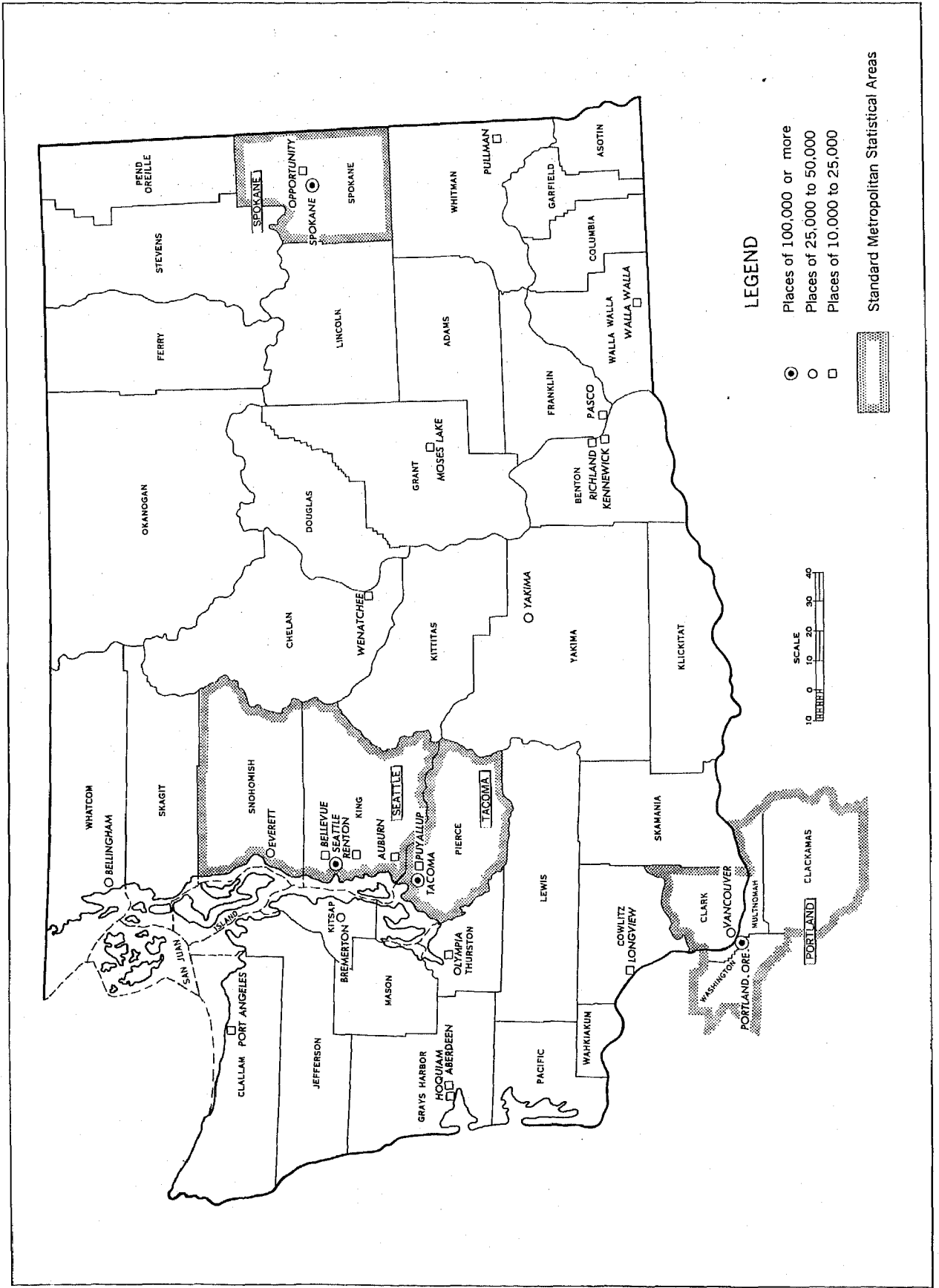


Table 1.--SELECTED HOUSING CHARACTERISTICS, FOR THE STATE, STANDARD METROPOLITAN STATISTICAL AREAS, AND PLACES OF 10,000 INHABITANTS OR MORE: 1960--Con.

(Median or average not shown where base is less than 50; plus (+) or minus (-) after number indicates median above or below that number)

Subject	Places of 10,000 inhabitants or more--Con.										
	Pullman	Puyallup	Renton	Rich-land	Seattle	Spokane	Tacoma	Van-couver	Walla Walla	We-natchee	Yakima
All housing units.....	3,218	4,276	6,409	6,983	215,981	68,733	54,205	11,844	8,142	6,248	15,950
TENURE, COLOR, AND VACANCY STATUS											
Occupied.....	3,073	3,967	5,947	6,568	200,577	62,056	50,104	11,031	7,627	5,806	14,689
Owner occupied.....	1,336	2,936	3,681	4,407	115,117	40,929	33,774	7,404	4,833	3,544	9,580
White.....	1,327	2,929	3,651	4,387	108,944	40,316	32,832	7,338	4,798	3,531	9,406
Nonwhite.....	9	7	30	20	6,173	613	942	66	35	13	174
Renter occupied.....	1,737	1,031	2,266	2,161	85,460	21,127	16,330	3,627	2,794	2,262	5,109
White.....	1,700	1,024	2,254	2,109	77,189	20,421	15,162	3,579	2,756	2,242	4,960
Nonwhite.....	37	7	12	52	8,271	706	1,168	48	38	20	149
Vacant.....	145	309	462	415	15,404	6,777	4,101	813	515	442	1,261
Year round.....	133	239	453	415	14,966	6,302	4,062	783	475	423	1,210
Sound or deteriorating.....	117	218	431	415	13,937	5,686	3,587	727	409	381	1,075
Available for sale only.....	19	48	74	22	1,152	1,074	603	108	86	32	200
Available for rent.....	64	99	256	346	10,996	3,982	2,289	482	223	283	712
Balance.....	34	71	101	47	1,789	630	695	137	100	66	163
Dilapidated.....	16	21	22	...	1,029	616	475	56	66	42	135
Seasonal.....	12	70	9	...	438	375	39	30	40	19	51
CONDITION AND PLUMBING											
All units.....	3,218	4,276	6,409	6,983	215,981	68,733	54,205	11,844	8,142	6,248	15,950
Sound.....	2,442	3,700	5,512	6,918	189,250	58,361	46,825	10,151	6,651	5,502	13,048
With all plumbing facilities.....	2,373	3,613	5,390	6,811	174,535	54,680	44,644	9,769	6,423	5,216	12,425
Lacking only hot water.....	1	2	5	5	174	77	40	10	11	4	11
Lack'g priv. toilet or bath or run'g water.....	68	85	117	102	14,541	3,604	2,141	372	217	282	612
Deteriorating.....	666	468	802	65	21,519	8,599	2,962	1,469	1,122	535	2,439
With all plumbing facilities.....	626	381	739	65	16,516	6,113	5,017	1,180	978	479	2,033
Lacking only hot water.....	1	5	4	...	74	62	29	4	11	4	15
Lack'g priv. toilet or bath or run'g water.....	39	82	59	...	4,929	2,424	916	285	133	52	391
Dilapidated.....	110	108	95	...	5,212	1,773	1,418	224	369	211	463
Owner occupied.....	1,336	2,936	3,681	4,407	115,117	40,929	33,774	7,404	4,833	3,544	9,580
Sound.....	1,181	2,675	3,486	4,376	105,685	37,473	30,631	6,748	4,251	3,259	8,423
With all plumbing facilities.....	1,168	2,660	3,452	4,368	105,224	37,328	30,718	6,725	4,220	3,239	8,379
Lacking some or all facilities.....	13	15	34	8	461	165	113	23	31	20	44
Deteriorating.....	130	229	168	31	8,077	3,029	2,535	585	467	207	1,034
With all plumbing facilities.....	125	225	154	31	7,936	2,934	2,475	565	444	199	995
Lacking some or all facilities.....	5	4	14	...	141	95	60	20	23	8	39
Dilapidated.....	25	32	27	...	1,355	427	408	71	115	78	123
Renter occupied.....	1,737	1,031	2,266	2,161	85,460	21,127	16,330	3,627	2,794	2,262	5,109
Sound.....	1,176	897	1,707	2,135	71,738	16,571	13,350	2,874	2,097	1,920	3,871
With all plumbing facilities.....	1,123	800	1,634	2,060	60,882	13,920	11,637	2,590	1,931	1,689	3,452
Lacking some or all facilities.....	53	97	73	75	10,856	2,651	1,493	284	166	231	419
Deteriorating.....	493	154	514	26	10,916	3,899	2,446	657	516	255	1,039
With all plumbing facilities.....	462	117	478	26	7,063	2,265	1,877	480	422	226	795
Lacking some or all facilities.....	31	37	36	...	3,853	1,634	569	177	94	29	244
Dilapidated.....	68	20	45	...	2,806	637	534	96	181	87	199
Vacant available for sale.....	19	48	74	22	1,152	1,074	603	108	86	32	200
With all plumbing facilities.....	19	48	74	22	1,125	1,051	592	107	84	32	180
Lacking some or all facilities.....	27	23	11	1	2	...	20
Vacant available for rent.....	64	99	256	346	10,996	3,982	2,289	482	223	283	712
With all plumbing facilities.....	58	87	241	323	6,884	2,575	1,536	337	178	241	491
Lacking some or all facilities.....	6	12	15	23	4,112	1,407	753	145	45	42	221
ROOMS											
Median:											
All occupied.....	4.2	5.0	4.5	4.8	4.6	4.6	4.9	4.8	4.7	4.6	4.8
Vacant available for sale.....	5.2	...	5.3	4.9	5.3	4.8	5.0	...	4.6
Vacant available for rent.....	3.1	3.3	2.8	4.1	2.4	2.6	2.8	2.9	3.0	3.0	2.6
PERSONS											
Median: All occupied.....	2.6	2.6	2.8	3.5	2.3	2.4	2.4	2.5	2.3	2.4	2.4
VALUE											
Median (dollars):											
Owner occupied.....	13,600	10,300	9,400	11,000
Vacant available for sale.....	13,800	9,100	8,600	8,800
CONTRACT RENT											
Average (dollars):											
Renter occupied.....	69	56	55	53
Vacant available for rent.....	67	51	48	49

Table 2.--CONDITION AND PLUMBING FOR HOUSING UNITS WITH NONWHITE HOUSEHOLD HEADS, FOR THE STATE, STANDARD METROPOLITAN STATISTICAL AREAS, AND PLACES OF 10,000 INHABITANTS OR MORE WITH 400 OR MORE SUCH UNITS: 1960

Condition and plumbing	The State	Standard metropolitan statistical areas				Places of 10,000 inhabitants or more		
		Portland	Seattle	Spokane	Tacoma	Seattle	Spokane	Tacoma
All occupied units.....	26,372	6,826	15,800	1,488	3,341	14,444	1,319	2,110
Owner occupied.....	12,020	3,459	6,991	660	1,236	6,173	613	942
Sound.....	8,857	2,703	5,702	455	962	5,102	415	725
With all plumbing facilities...	8,531	2,690	5,647	455	957	5,062	415	723
Lacking some or all facilities..	326	13	55	...	5	40	...	2
Deteriorating.....	2,242	605	1,044	163	205	915	157	164
With all plumbing facilities...	1,845	592	980	157	199	892	151	162
Lacking some or all facilities..	397	13	64	6	6	23	6	2
Dilapidated.....	921	151	245	42	69	156	41	53
Renter occupied.....	14,352	3,367	8,809	828	2,105	8,271	706	1,168
Sound.....	9,039	1,853	5,837	504	1,500	5,598	410	808
With all plumbing facilities...	7,164	1,524	4,409	401	1,384	4,191	310	703
Lacking some or all facilities..	1,875	329	1,428	103	116	1,407	100	105
Deteriorating.....	3,618	1,092	2,128	231	464	1,996	210	268
With all plumbing facilities...	2,282	756	1,200	170	424	1,113	150	240
Lacking some or all facilities..	1,336	336	928	61	40	883	60	28
Dilapidated.....	1,695	422	844	93	141	677	86	92

1960
Census
of
Housing

ADVANCE REPORTS

BUREAU OF THE CENSUS
HOUSING CHARACTERISTICS
STATES JUN 20 3 38 PM '61

LIBRARY

March 1961

HC(A1)-49

West Virginia

(These figures supersede the preliminary counts published in the HC(P1) series of reports. The present series consists of 51 reports—one each for the 50 States, and the District of Columbia—which are numbered in alphabetical order rather than in order of publication)

This report presents selected housing characteristics for each standard metropolitan statistical area (SMSA) and each place of 10,000 inhabitants or more, and any towns, townships, and counties classified as urban under specified criteria. The data represent final tabulations from the 1960 Census of Housing and are limited to characteristics which were enumerated on a 100-percent basis. Value and contract rent are not shown for places where they were enumerated for a sample consisting of every fourth housing unit.

More detailed information about items presented in this report, as well as data for all other items, will be provided in Volume I, "General Characteristics." The State reports comprising Volume I provide data for standard metropolitan statistical areas, urbanized areas, urban and rural places, and the counties. The Volume I report for the United States will contain summary data for regions, divisions, States, standard metropolitan statistical areas, and places of 50,000 inhabitants or more.

An outline of the 1960 Housing Census publication program may be obtained free of charge from the Bureau of the Census, Washington 25, D.C., or any U.S. Department of Commerce Field Office.

DEFINITIONS AND EXPLANATIONS

Standard metropolitan statistical area.—Except in New England, a standard metropolitan statistical area (SMSA) is a county or a group of contiguous counties which contains at least one city of 50,000 inhabitants or more or "twin cities" with a combined population of at least 50,000. In addition to the county or counties, containing such a city or cities, contiguous counties are included in an SMSA if, according to certain criteria, they are essentially metropolitan in character and are socially and economically integrated with the central city.

In New England, towns and cities are the units used in defining SMSA's. Here a population density of at least 100 persons per square mile is used as the measure of metropolitan character.

In the 1950 Census reports, data were presented for standard metropolitan areas and in the 1940 Census a somewhat similar type of area called the "metropolitan district" was used.

Housing unit.—A group of rooms or a single room is regarded as a housing unit when it is occupied or intended for occupancy as separate living quarters, that is, when the



U.S. DEPARTMENT OF COMMERCE, Luther H. Hodges, *Secretary*
BUREAU OF THE CENSUS

For sale by the Bureau of the Census, Washington 25, D.C., and U.S. Department of
Commerce Field Offices; 15 cents. Complete set of 51 reports, \$6.



occupants do not live and eat with any other persons in the structure, and when there is either (1) direct access from the outside or through a common hall, or (2) a kitchen or cooking equipment for the exclusive use of the occupants.

In the 1950 Census, the unit of enumeration was the dwelling unit. Although the definition of the housing unit in 1960 is essentially similar to that for the dwelling unit in 1950, the housing unit definition was designed to encompass all private living quarters, whereas the dwelling unit definition did not completely cover all private living accommodations.

Occupied housing unit.--A housing unit is occupied if a person or group of persons was living in it at the time of enumeration or if the occupants were only temporarily absent, for example, on vacation. However, if the persons living in the unit have their usual place of residence elsewhere, the unit is classified as vacant.

Tenure.--A housing unit is "owned or being bought" if the owner or co-owner lives in it, even if it is mortgaged or not fully paid for. All other occupied units are classified as renter occupied.

Color.--Occupied housing units are classified by the color of the head of the household. The group designated as "nonwhite" includes Negro, Indian, Japanese, Chinese, and Filipino. Persons of Mexican birth or ancestry who are not definitely Indian or of other nonwhite race are classified as white.

Persons.--All persons enumerated in the Population Census as members of the household were counted in determining the number of persons who live in the housing unit, including lodgers, foster children, wards, and resident employees who share the living quarters of the household head.

Vacant housing unit.--A housing unit is vacant if no persons were living in it at the time of enumeration, except when its occupants were only temporarily absent. Dilapidated vacant units are included if they are intended for occupancy as living quarters; however, if the vacant unit is unfit for use and beyond repair so that it is no longer considered living quarters, it is excluded from

the inventory. New units not yet occupied were enumerated as vacant housing units if construction had proceeded to the point that all the exterior windows and doors were installed and final usable floors were in place.

"Year round" vacant units are those intended for occupancy at any time of the year. "Seasonal" units are those intended for occupancy during only a season of the year.

Available vacant units are those which are on the market for year-round occupancy, are in either sound or deteriorating condition, and are being offered for rent or for sale. The group "Available for sale only" is limited to units for sale and not for rent. "Available for rent" consists of units being offered for rent and those being offered for rent or sale. Of the vacancies for year-round occupancy and in sound or deteriorating condition, "Balance" consists of units which are rented or sold and awaiting occupancy; units held for occasional use; and units held off the market for other reasons.

Rooms.--The respondent's count of rooms was accepted unless a question was raised about which rooms to count. Rooms to be counted included whole rooms used for living purposes such as living rooms, dining rooms, bedrooms, kitchens, finished attic or basement rooms, recreation rooms, lodgers' rooms, and rooms used for offices by a person living in the unit. Not to be counted as rooms were bathrooms, halls, closets, alcoves, pantries, pullman kitchens, unfinished space, and offices used only by persons not living in the unit. Partially divided rooms such as living and dining areas were to be counted separately if there were fixed or movable partitions from floor to ceiling.

Condition and plumbing facilities.--Data on condition of a housing unit are shown in combination with data for plumbing facilities. Three categories of condition were used in the 1960 Census: Sound, deteriorating, and dilapidated.

Sound housing is defined as that which has no defects, or only slight defects which are normally corrected during the course of regular maintenance. Examples of slight defects are lack of paint; slight damage to porch or steps; small cracks in walls, plaster, or chimneys; broken gutters or downspouts.

Deteriorating housing needs more repair than would be provided in the course of regular maintenance. It has one or more defects of an intermediate nature that must be corrected if the unit is to continue to provide safe and adequate shelter. Examples of such defects are shaky or unsafe porch or steps; broken plaster; rotted window sills or frames. Such defects are signs of neglect which lead to serious structural damage if not corrected.

Dilapidated housing does not provide safe and adequate shelter. It has one or more critical defects; or has a combination of intermediate defects; or is of inadequate original construction. Critical defects are those which indicate continued neglect and serious damage to the structure.

The category "With all plumbing facilities" includes units which have hot and cold running water inside the structure, and flush toilet and bathtub or shower inside the structure for the exclusive use of the people living in the housing unit being enumerated.

The category "Lacking only hot water" includes units which have flush toilet and bathtub or shower for the exclusive use of the household but which have only cold running water inside the structure.

The category "Lacking private toilet or bath or running water" includes units which either lack one or more of these facilities

or share the facilities with persons living in another housing unit.

Value.--Value is the respondent's estimate of how much the property would sell for on today's market. For vacant units, it is the price asked for the property. Value data are limited to properties without business and containing only one housing unit. Trailers are excluded.

Contract rent.--Contract rent is the rent agreed upon regardless of the furnishings, utilities, or services included. For vacant units, it is the amount asked for the unit.

The average contract rent, as used in this report, is the arithmetic mean. For occupied units, it is computed by dividing the sum of the rental amounts by the number of renter-occupied units; units for which no cash rent is paid are excluded from the computation. For vacant units, the total amount of rent asked is divided by the number of vacant units available for rent.

Median.--The median is the theoretical value which divides a distribution of housing units into two equal groups--one group having characteristics smaller than the median, and the other having characteristics larger than the median. In the case of median rooms, for example, one-half the units have fewer rooms than the median and one-half have more rooms than the median. In computing the median, a continuous distribution is assumed.

WEST VIRGINIA -- STANDARD METROPOLITAN STATISTICAL AREAS, COUNTIES, AND PLACES OF 10,000 OR MORE

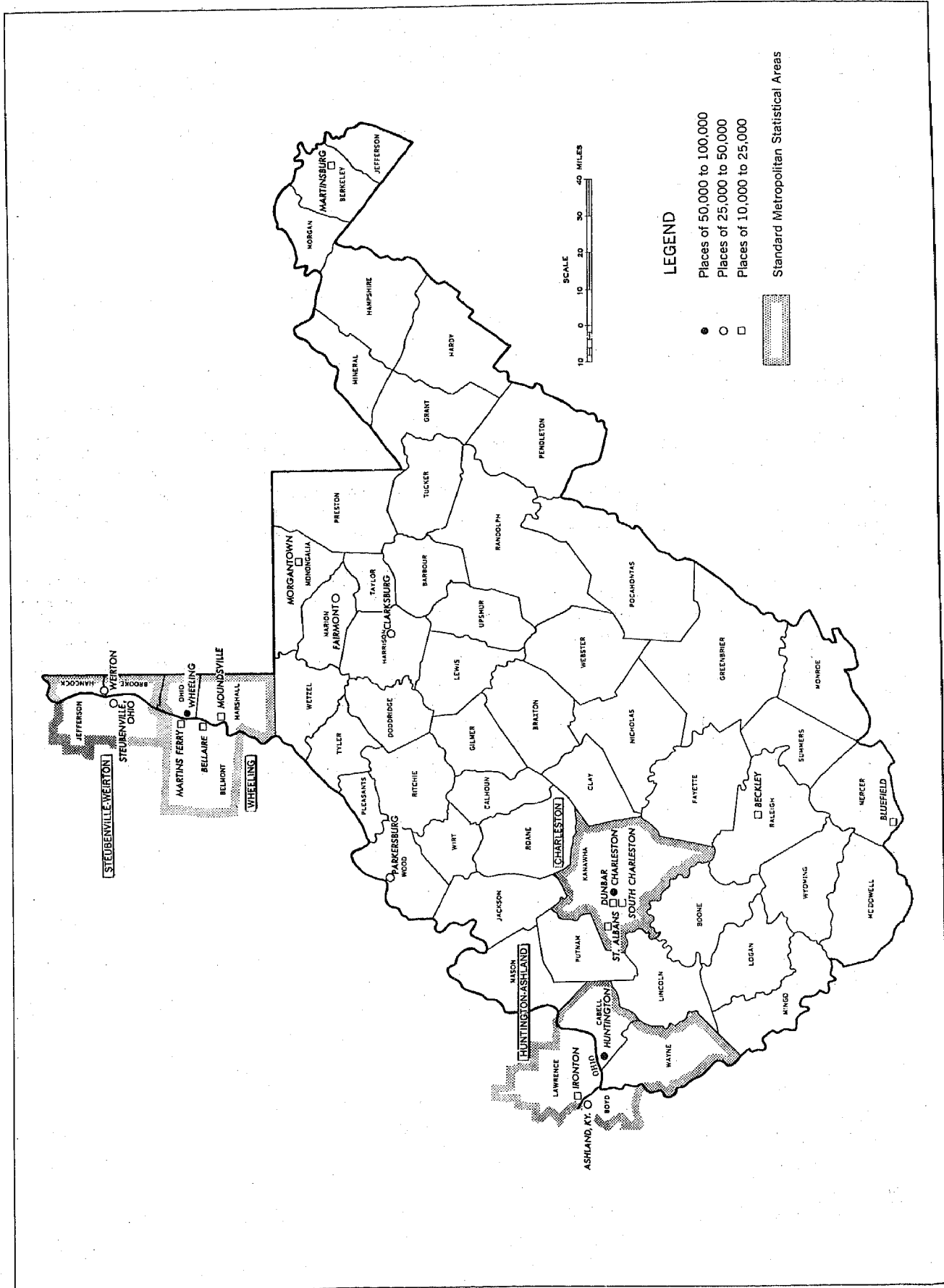


Table 2.--CONDITION AND PLUMBING FOR HOUSING UNITS WITH NONWHITE HOUSEHOLD HEADS, FOR THE STATE, STANDARD METROPOLITAN STATISTICAL AREAS, AND PLACES OF 10,000 INHABITANTS OR MORE WITH 400 OR MORE SUCH UNITS: 1960

Condition and plumbing	The State	Standard metropolitan statistical areas				Places of 10,000 inhabitants or more					
		Charles-ton	Hunt-ington-Ashland	Stauben-ville-Weirton	Wheeling	Beekley	Blue-field	Charles-ton	Fair-mont	Hunt-ington	Wheeling
All occupied units.....	23,381	3,897	2,210	1,868	1,248	1,326	1,325	2,379	512	1,446	550
Owner occupied.....	12,324	1,686	1,032	862	554	960	874	853	276	567	163
Sound.....	6,289	993	726	464	252	694	618	463	165	429	105
With all plumbing facilities....	4,882	919	699	436	228	601	574	454	158	420	103
Lacking some or all facilities..	1,407	74	27	28	24	93	44	9	7	9	2
Deteriorating.....	4,011	485	217	289	169	213	192	265	67	93	34
With all plumbing facilities....	1,799	366	172	225	112	112	128	234	53	90	30
Lacking some or all facilities..	2,252	119	45	64	57	101	64	31	14	3	4
Dilapidated.....	2,024	208	89	109	133	53	64	125	44	45	24
Renter occupied.....	11,057	2,211	1,178	1,006	694	366	451	1,526	236	879	387
Sound.....	3,661	829	526	336	193	172	204	562	102	402	130
With all plumbing facilities....	2,302	720	464	285	155	115	155	513	87	370	115
Lacking some or all facilities..	1,359	109	62	51	38	57	49	49	15	278	137
Deteriorating.....	4,326	869	401	468	247	133	166	588	91	219	77
With all plumbing facilities....	1,554	555	275	296	125	39	62	446	62	59	60
Lacking some or all facilities..	2,772	314	126	172	122	94	104	142	29	199	120
Dilapidated.....	3,070	513	251	202	254	61	81	376	43		

1960
Census
of
Housing

ADVANCE REPORTS
BUREAU OF THE CENSUS
HOUSING CHARACTERISTICS
STATES

February 1961

HC(A1)-50

Wisconsin

(These figures supersede the preliminary counts published in the HC(A1) series of reports. The present series consists of 51 reports--one each for the 50 States, and the District of Columbia--which are numbered in alphabetical order rather than in order of publication)

This report presents selected housing characteristics for each standard metropolitan statistical area (SMSA) and each place of 10,000 inhabitants or more, and any towns, townships, and counties classified as urban under specified criteria. The data represent final tabulations from the 1960 Census of Housing and are limited to characteristics which were enumerated on a 100-percent basis. Value and contract rent are not shown for places where they were enumerated for a sample consisting of every fourth housing unit.

More detailed information about items presented in this report, as well as data for all other items, will be provided in Volume I, "General Characteristics." The State reports comprising Volume I provide data for standard metropolitan statistical areas, urbanized areas, urban and rural places, and the counties. The Volume I report for the United States will contain summary data for regions, divisions, States, standard metropolitan statistical areas, and places of 50,000 inhabitants or more.

An outline of the 1960 Housing Census publication program may be obtained free of charge from the Bureau of the Census, Washington 25, D.C., or any U.S. Department of Commerce Field Office.

DEFINITIONS AND EXPLANATIONS

Standard metropolitan statistical area.--- Except in New England, a standard metropolitan statistical area (SMSA) is a county or a group of contiguous counties which contains at least one city of 50,000 inhabitants or more or "twin cities" with a combined population of at least 50,000. In addition to the county or counties, containing such a city or cities, contiguous counties are included in an SMSA if, according to certain criteria, they are essentially metropolitan in character and are socially and economically integrated with the central city.

In New England, towns and cities are the units used in defining SMSA's. Here a population density of at least 100 persons per square mile is used as the measure of metropolitan character.

In the 1950 Census reports, data were presented for standard metropolitan areas and in the 1940 Census a somewhat similar type of area called the "metropolitan district" was used.

Housing unit.---A group of rooms or a single room is regarded as a housing unit when it is occupied or intended for occupancy as separate living quarters, that is, when the



U.S. DEPARTMENT OF COMMERCE, Luther H. Hodges, *Secretary*
BUREAU OF THE CENSUS, Robert W. Burgess, *Director*

For sale by the Bureau of the Census, Washington 25, D.C., and U.S. Department of Commerce Field Offices, 15 cents. Complete set of 51 reports, \$6.



occupants do not live and eat with any other persons in the structure, and when there is either (1) direct access from the outside or through a common hall, or (2) a kitchen or cooking equipment for the exclusive use of the occupants.

In the 1950 Census, the unit of enumeration was the dwelling unit. Although the definition of the housing unit in 1960 is essentially similar to that for the dwelling unit in 1950, the housing unit definition was designed to encompass all private living quarters, whereas the dwelling unit definition did not completely cover all private living accommodations.

Occupied housing unit.--A housing unit is occupied if a person or group of persons was living in it at the time of enumeration or if the occupants were only temporarily absent, for example, on vacation. However, if the persons living in the unit have their usual place of residence elsewhere, the unit is classified as vacant.

Tenure.--A housing unit is "owned or being bought" if the owner or co-owner lives in it, even if it is mortgaged or not fully paid for. All other occupied units are classified as renter occupied.

Color.--Occupied housing units are classified by the color of the head of the household. The group designated as "nonwhite" includes Negro, Indian, Japanese, Chinese, and Filipino. Persons of Mexican birth or ancestry who are not definitely Indian or of other nonwhite race are classified as white.

Persons.--All persons enumerated in the Population Census as members of the household were counted in determining the number of persons who live in the housing unit, including lodgers, foster children, wards, and resident employees who share the living quarters of the household head.

Vacant housing unit.--A housing unit is vacant if no persons were living in it at the time of enumeration, except when its occupants were only temporarily absent. Dilapidated vacant units are included if they are intended for occupancy as living quarters; however, if the vacant unit is unfit for use and beyond repair so that it is no longer considered living quarters, it is excluded from

the inventory. New units not yet occupied were enumerated as vacant housing units if construction had proceeded to the point that all the exterior windows and doors were installed and final usable floors were in place.

"Year round" vacant units are those intended for occupancy at any time of the year. "Seasonal" units are those intended for occupancy during only a season of the year.

Available vacant units are those which are on the market for year-round occupancy, are in either sound or deteriorating condition, and are being offered for rent or for sale. The group "Available for sale only" is limited to units for sale and not for rent. "Available for rent" consists of units being offered for rent and those being offered for rent or sale. Of the vacancies for year-round occupancy and in sound or deteriorating condition, "Balance" consists of units which are rented or sold and awaiting occupancy; units held for occasional use; and units held off the market for other reasons.

Rooms.--The respondent's count of rooms was accepted unless a question was raised about which rooms to count. Rooms to be counted included whole rooms used for living purposes such as living rooms, dining rooms, bedrooms, kitchens, finished attic or basement rooms, recreation rooms, lodgers' rooms, and rooms used for offices by a person living in the unit. Not to be counted as rooms were bathrooms, halls, closets, alcoves, pantries, pullman kitchens, unfinished space, and offices used only by persons not living in the unit. Partially divided rooms such as living and dining areas were to be counted separately if there were fixed or movable partitions from floor to ceiling.

Condition and plumbing facilities.--Data on condition of a housing unit are shown in combination with data for plumbing facilities. Three categories of condition were used in the 1960 Census: Sound, deteriorating, and dilapidated.

Sound housing is defined as that which has no defects, or only slight defects which are normally corrected during the course of regular maintenance. Examples of slight defects are lack of paint; slight damage to porch or steps; small cracks in walls, plaster, or chimneys; broken gutters or downspouts.

Deteriorating housing needs more repair than would be provided in the course of regular maintenance. It has one or more defects of an intermediate nature that must be corrected if the unit is to continue to provide safe and adequate shelter. Examples of such defects are shaky or unsafe porch or steps; broken plaster; rotted window sills or frames. Such defects are signs of neglect which lead to serious structural damage if not corrected.

Dilapidated housing does not provide safe and adequate shelter. It has one or more critical defects; or has a combination of intermediate defects; or is of inadequate original construction. Critical defects are those which indicate continued neglect and serious damage to the structure.

The category "With all plumbing facilities" includes units which have hot and cold running water inside the structure, and flush toilet and bathtub or shower inside the structure for the exclusive use of the people living in the housing unit being enumerated.

The category "Lacking only hot water" includes units which have flush toilet and bathtub or shower for the exclusive use of the household but which have only cold running water inside the structure.

The category "Lacking private toilet or bath or running water" includes units which either lack one or more of these facilities

or share the facilities with persons living in another housing unit.

Value.--Value is the respondent's estimate of how much the property would sell for on today's market. For vacant units, it is the price asked for the property. Value data are limited to properties without business and containing only one housing unit. Trailers are excluded.

Contract rent.--Contract rent is the rent agreed upon regardless of the furnishings, utilities, or services included. For vacant units, it is the amount asked for the unit.

The average contract rent, as used in this report, is the arithmetic mean. For occupied units, it is computed by dividing the sum of the rental amounts by the number of renter-occupied units; units for which no cash rent is paid are excluded from the computation. For vacant units, the total amount of rent asked is divided by the number of vacant units available for rent.

Median.--The median is the theoretical value which divides a distribution of housing units into two equal groups--one group having characteristics smaller than the median, and the other having characteristics larger than the median. In the case of median rooms, for example, one-half the units have fewer rooms than the median and one-half have more rooms than the median. In computing the median, a continuous distribution is assumed.

WISCONSIN--STANDARD METROPOLITAN STATISTICAL AREAS, COUNTIES, AND PLACES OF 10,000 OR MORE

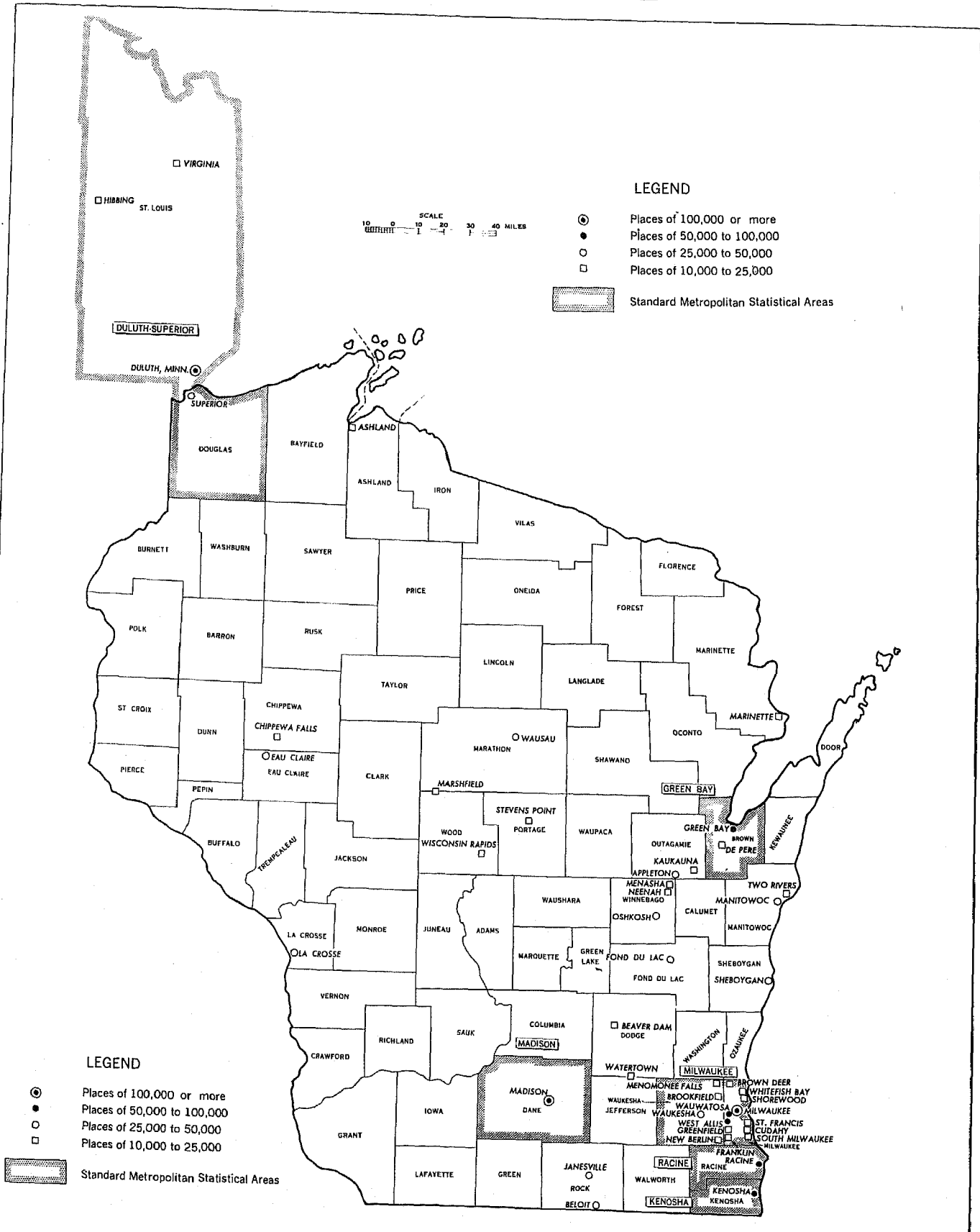


Table 1.--SELECTED HOUSING CHARACTERISTICS, FOR THE STATE, STANDARD METROPOLITAN STATISTICAL AREAS, AND PLACES OF 10,000 INHABITANTS OR MORE: 1960--Con.

(Median or average not shown where base is less than 50; plus (+) or minus (-) after number indicates median above or below that number)

Subject	Places of 10,000 inhabitants or more--Con.										
	Beloit	Brookfield	Brown Deer	Chippewa Falls	Cudahy	De Pere	Fau Claire	Fond du Lac	Franklin	Green Bay	Greenfield
All housing units.....	10,509	5,297	2,893	3,698	5,455	2,635	12,221	10,248	2,421	19,223	4,741
TENURE, COLOR, AND VACANCY STATUS											
Occupied.....	9,992	5,084	2,832	3,545	5,288	2,527	11,669	9,800	2,327	18,329	4,626
Owner occupied.....	6,337	4,753	2,613	2,542	3,393	1,956	7,852	7,017	1,996	11,918	4,038
White.....	6,121	4,751	2,603	2,541	3,388	1,952	7,850	7,011	1,990	11,896	4,034
Nonwhite.....	216	2	10	1	5	4	2	6	6	22	4
Renter occupied.....	3,655	331	219	1,003	1,895	571	3,817	2,783	331	6,411	588
White.....	3,335	329	219	1,002	1,893	568	3,812	2,777	331	6,319	588
Nonwhite.....	320	2	...	1	2	3	5	6	...	92	...
Vacant.....	517	213	61	153	167	108	552	448	94	894	115
Year round.....	500	204	59	131	164	107	531	422	93	855	111
Sound or deteriorating.....	435	201	55	122	157	96	465	369	80	790	105
Available for sale only.....	65	126	34	23	16	25	96	136	22	183	52
Available for rent.....	273	18	3	75	90	35	253	163	23	461	21
Balance.....	97	57	18	24	51	36	116	70	35	146	32
Dilapidated.....	65	3	4	9	7	11	66	53	13	65	6
Seasonal.....	17	9	2	22	3	1	21	26	1	39	4
CONDITION AND PLUMBING											
All units.....	10,509	5,297	2,893	3,698	5,455	2,635	12,221	10,248	2,421	19,223	4,741
Sound.....	8,747	5,139	2,834	3,163	4,962	2,231	10,442	8,543	2,169	16,358	4,591
With all plumbing facilities.....	8,356	5,116	2,808	2,924	4,592	2,157	9,655	8,135	2,098	15,417	4,499
Lacking only hot water.....	66	3	8	24	43	20	74	137	19	153	18
Lack'g priv. toilet or bath or run'g water.....	325	20	18	215	327	54	713	271	52	788	74
Deteriorating.....	1,420	120	49	471	437	333	1,372	1,389	185	2,456	117
With all plumbing facilities.....	1,104	97	34	320	321	276	993	1,127	133	1,803	66
Lacking only hot water.....	85	3	1	29	20	15	46	103	6	123	6
Lack'g priv. toilet or bath or run'g water.....	231	20	14	122	96	42	333	159	46	530	45
Dilapidated.....	342	18	10	64	56	71	407	316	67	409	33
Owner occupied.....	6,337	4,753	2,613	2,542	3,393	1,956	7,852	7,017	1,996	11,918	4,038
Sound.....	5,796	4,665	2,576	2,304	3,206	1,742	7,217	6,224	1,849	10,931	3,949
With all plumbing facilities.....	5,703	4,653	2,565	2,207	3,136	1,694	6,992	6,045	1,810	10,680	3,887
Lacking some or all facilities.....	93	12	11	97	70	48	225	179	39	251	62
Deteriorating.....	497	74	32	208	159	185	540	675	110	887	69
With all plumbing facilities.....	445	63	23	162	142	166	417	572	82	762	40
Lacking some or all facilities.....	52	11	9	46	17	19	123	103	28	125	29
Dilapidated.....	44	14	5	30	28	29	95	118	37	100	20
Renter occupied.....	3,655	331	219	1,003	1,895	571	3,817	2,783	331	6,411	588
Sound.....	2,652	271	206	749	1,633	410	2,849	2,025	255	4,854	542
With all plumbing facilities.....	2,393	263	197	627	1,361	386	2,356	1,812	230	4,254	517
Lacking some or all facilities.....	259	8	9	122	272	24	493	213	25	600	25
Deteriorating.....	774	39	12	229	241	131	725	613	59	1,316	39
With all plumbing facilities.....	569	30	9	144	164	98	510	482	41	923	21
Lacking some or all facilities.....	205	9	3	85	77	33	215	131	18	393	18
Dilapidated.....	229	21	1	25	21	30	243	145	17	241	7
Vacant available for sale.....	65	126	34	23	16	25	96	136	22	183	52
With all plumbing facilities.....	60	125	33	16	15	24	87	129	20	163	49
Lacking some or all facilities.....	5	1	1	7	1	1	9	7	2	20	3
Vacant available for rent.....	273	18	3	75	90	35	253	163	23	461	21
With all plumbing facilities.....	198	17	2	51	64	31	183	134	22	307	21
Lacking some or all facilities.....	75	1	1	24	26	4	70	29	1	154	...
ROOMS											
Median:											
All occupied.....	5.1	5.8	5.6	5.2	4.8	5.6	5.0	5.5	5.2	5.0	5.1
Vacant available for sale.....	5.1	6.0	5.1	5.3	...	5.1	5.3
Vacant available for rent.....	3.7	3.7	3.8	...	3.7	3.9	...	3.6	...
PERSONS											
Median: All occupied.....	2.8	3.8	3.9	2.8	3.2	3.4	2.8	2.8	3.9	3.0	3.7
VALUE											
Median (dollars):											
Owner occupied.....	10,700	...	11,900	...
Vacant available for sale.....	12,400	...	13,700	...
CONTRACT RENT											
Average (dollars):											
Renter occupied.....	58	...	57	...
Vacant available for rent.....	54	...	50	...

Table 1.--SELECTED HOUSING CHARACTERISTICS, FOR THE STATE, STANDARD METROPOLITAN STATISTICAL AREAS, AND PLACES OF 10,000 INHABITANTS OR MORE: 1960--Con.

(Median or average not shown where base is less than 50; plus (+) or minus (-) after number indicates median above or below that number)

Subject	Places of 10,000 inhabitants or more--Con.										
	Janesville	Kaukauna	Kenosha	La Crosse	Madison	Manitowoc	Mariette	Marshfield	Menasha	Menomonee Falls	Milwaukee
All housing units.....	11,130	2,782	21,072	15,513	39,551	10,215	4,413	4,108	4,241	5,039	241,593
TENURE, COLOR, AND VACANCY STATUS											
Occupied.....	10,730	2,720	20,593	14,628	37,856	9,910	4,090	4,001	4,089	4,701	230,987
Owner occupied.....	7,258	2,043	13,526	9,263	20,522	6,233	3,009	2,635	3,028	3,936	111,871
White.....	7,246	2,042	13,469	9,258	20,370	6,229	3,008	2,635	3,024	3,933	108,018
Nonwhite.....	12	1	57	5	152	4	1	3	3,853
Renter occupied.....	3,472	677	7,067	5,365	17,334	3,677	1,081	1,366	1,061	765	119,116
White.....	3,459	675	6,885	5,351	16,852	3,661	1,080	1,366	1,054	763	107,047
Nonwhite.....	13	2	182	14	482	16	1	...	7	2	12,069
Vacant.....	400	62	479	885	1,695	305	323	107	152	338	10,606
Year round.....	397	58	457	702	1,614	292	271	96	150	332	10,183
Sound or deteriorating.....	377	56	433	613	1,566	271	253	94	141	328	9,476
Available for sale only.....	91	8	123	79	470	33	33	19	28	213	1,249
Available for rent.....	183	23	146	372	848	139	125	47	55	49	6,651
Balance.....	103	25	164	162	248	99	95	28	58	66	1,576
Dilapidated.....	20	2	24	89	48	21	18	2	9	4	709
Seasonal.....	3	4	22	183	81	13	52	11	2	6	421
CONDITION AND PLUMBING											
All units.....	11,130	2,782	21,072	15,513	39,551	10,215	4,413	4,108	4,241	5,039	241,593
Sound.....	9,712	2,545	18,588	12,357	35,819	9,439	3,619	3,720	3,818	4,812	212,069
With all plumbing facilities.....	9,021	2,406	17,643	11,463	32,771	8,922	3,333	3,432	3,683	4,745	197,482
Lacking only hot water.....	113	30	77	216	86	75	67	39	29	11	1,256
Lack'g priv. toilet or bath or run'g water.....	578	109	868	678	2,962	442	219	249	331	106	13,331
Deteriorating.....	1,254	208	2,051	2,466	3,364	634	715	331	375	196	25,354
With all plumbing facilities.....	922	159	1,753	1,755	2,506	473	491	223	280	144	19,448
Lacking only hot water.....	61	10	55	151	55	25	69	24	77	4	685
Lack'g priv. toilet or bath or run'g water.....	271	39	243	560	803	136	155	84	77	48	5,221
Dilapidated.....	164	29	433	690	368	142	79	57	48	31	4,170
Owner occupied.....	7,258	2,043	13,526	9,263	20,522	6,233	3,009	2,635	3,028	3,936	111,871
Sound.....	6,768	1,930	12,658	8,143	19,586	5,999	2,603	2,500	2,861	3,831	104,790
With all plumbing facilities.....	6,594	1,878	12,541	7,888	19,272	5,877	2,495	2,400	2,803	3,804	103,218
Lacking some or all facilities.....	174	52	117	255	314	122	107	100	58	27	1,532
Deteriorating.....	431	96	771	961	871	184	379	112	152	95	6,420
With all plumbing facilities.....	372	83	718	768	789	154	275	64	129	66	5,832
Lacking some or all facilities.....	59	13	53	193	82	30	104	48	23	29	588
Dilapidated.....	59	17	97	159	65	50	27	23	15	10	701
Renter occupied.....	3,472	677	7,067	5,365	17,334	3,677	1,081	1,366	1,061	765	119,116
Sound.....	2,650	564	5,537	3,740	14,803	3,203	830	1,131	846	659	99,687
With all plumbing facilities.....	2,205	487	4,764	3,213	12,269	2,828	691	953	779	626	88,032
Lacking some or all facilities.....	445	77	773	527	2,334	365	139	178	67	33	11,655
Deteriorating.....	738	103	1,219	1,255	2,281	404	223	203	191	90	16,699
With all plumbing facilities.....	501	70	988	886	1,598	293	156	149	132	71	12,231
Lacking some or all facilities.....	237	33	231	409	683	111	67	54	59	19	4,468
Dilapidated.....	84	10	311	330	250	70	28	32	24	16	2,730
Vacant available for sale.....	91	8	123	79	470	33	33	19	28	213	1,249
With all plumbing facilities.....	84	8	121	67	466	29	27	18	26	212	1,180
Lacking some or all facilities.....	7	...	2	12	4	4	6	1	2	1	69
Vacant available for rent.....	183	23	146	372	848	139	125	47	55	49	6,651
With all plumbing facilities.....	102	18	105	260	630	112	88	36	44	46	4,804
Lacking some or all facilities.....	81	5	41	112	218	27	37	11	11	3	1,847
ROOMS											
Median:											
All occupied.....	5.1	5.4	4.8	5.1	4.7	5.0	5.5	5.1	5.2	5.3	4.8
Vacant available for sale.....	5.3	...	5.0	5.4	5.2	5.3	5.1
Vacant available for rent.....	2.9	...	3.4	3.6	3.3	3.6	4.2	...	3.5	...	3.8
PERSONS											
Median: All occupied.....	2.9	3.3	3.0	2.6	2.7	2.8	2.7	2.9	3.2	3.8	2.8
VALUE											
Median (dollars):											
Owner occupied.....	13,100	...	16,000	13,000	15,100
Vacant available for sale.....	17,200	...	17,100	17,400
CONTRACT RENT											
Average (dollars):											
Renter occupied.....	68	...	84	50	72
Vacant available for rent.....	69	...	84	44	70

Table 2.--CONDITION AND PLUMBING FOR HOUSING UNITS WITH NONWHITE HOUSEHOLD HEADS, FOR THE STATE, STANDARD METROPOLITAN STATISTICAL AREAS, AND PLACES OF 10,000 INHABITANTS OR MORE WITH 400 OR MORE SUCH UNITS: 1960

Condition and plumbing	The State	Standard metropolitan statistical areas						Places of 10,000 inhabitants or more			
		Duluth-Superior	Green Bay	Kenosha	Madison	Milwaukee	Racine	Beloit	Madison	Milwaukee	Racine
All occupied units.....	21,269	500	264	251	691	16,061	1,195	536	634	15,922	1,085
Owner occupied.....	6,266	193	109	65	167	3,952	406	216	152	3,853	363
Sound.....	4,083	107	67	34	125	2,853	253	135	112	2,767	234
With all plumbing facilities...	3,656	61	39	34	123	2,801	237	133	110	2,720	219
Lacking some or all facilities..	427	46	28	...	2	52	16	2	2	47	15
Deteriorating.....	1,623	65	28	20	38	947	99	63	37	936	86
With all plumbing facilities...	1,182	31	4	20	34	896	88	53	34	889	78
Lacking some or all facilities..	441	34	24	...	4	51	11	10	3	47	8
Dilapidated.....	560	21	14	11	4	152	54	18	3	150	43
Renter occupied.....	15,003	307	155	186	524	12,109	789	320	482	12,069	722
Sound.....	7,940	109	46	27	311	6,708	371	127	269	6,675	356
With all plumbing facilities...	6,918	68	24	25	198	6,114	264	112	157	6,085	252
Lacking some or all facilities..	1,022	41	22	2	113	594	107	15	112	590	104
Deteriorating.....	5,220	113	57	98	166	4,232	259	98	166	4,226	238
With all plumbing facilities...	4,125	54	28	90	119	3,582	161	62	119	3,579	151
Lacking some or all facilities..	1,095	59	29	8	47	650	98	36	47	647	87
Dilapidated.....	1,843	85	52	61	47	1,169	159	95	47	1,168	128

1960 Census of Housing

ADVANCE REPORTS

BUREAU OF THE CENSUS
HOUSING CHARACTERISTICS
FEB 13 8 55 AM '61
STATES
LIBRARY

February 1961

HC(A1)-51

Wyoming

(These figures supersede the preliminary counts published in the HC(Pl) series of reports. The present series consists of 51 reports--one each for the 50 States, and the District of Columbia--which are numbered in alphabetical order rather than in order of publication)

This report presents selected housing characteristics for each standard metropolitan statistical area (SMSA) and each place of 10,000 inhabitants or more, and any towns, townships, and counties classified as urban under specified criteria. The data represent final tabulations from the 1960 Census of Housing and are limited to characteristics which were enumerated on a 100-percent basis. Value and contract rent are not shown for places where they were enumerated for a sample consisting of every fourth housing unit.

More detailed information about items presented in this report, as well as data for all other items, will be provided in Volume I, "General Characteristics." The State reports comprising Volume I provide data for standard metropolitan statistical areas, urbanized areas, urban and rural places, and the counties. The Volume I report for the United States will contain summary data for regions, divisions, States, standard metropolitan statistical areas, and places of 50,000 inhabitants or more.

An outline of the 1960 Housing Census publication program may be obtained free of charge from the Bureau of the Census, Washington 25, D.C., or any U.S. Department of Commerce Field Office.

DEFINITIONS AND EXPLANATIONS

Standard metropolitan statistical area.-- Except in New England, a standard metropolitan statistical area (SMSA) is a county or a group of contiguous counties which contains at least one city of 50,000 inhabitants or more or "twin cities" with a combined population of at least 50,000. In addition to the county or counties, containing such a city or cities, contiguous counties are included in an SMSA if, according to certain criteria, they are essentially metropolitan in character and are socially and economically integrated with the central city.

In New England, towns and cities are the units used in defining SMSA's. Here a population density of at least 100 persons per square mile is used as the measure of metropolitan character.

In the 1950 Census reports, data were presented for standard metropolitan areas and in the 1940 Census a somewhat similar type of area called the "metropolitan district" was used.

Housing unit.--A group of rooms or a single room is regarded as a housing unit when it is occupied or intended for occupancy as separate living quarters, that is, when the



U.S. DEPARTMENT OF COMMERCE, Luther H. Hodges, *Secretary*
BUREAU OF THE CENSUS, Robert W. Burgess, *Director*

For sale by the Bureau of the Census, Washington 25, D.C., and U.S. Department of
Commerce Field Offices, 15 cents. Complete set of 51 reports, \$6.



occupants do not live and eat with any other persons in the structure, and when there is either (1) direct access from the outside or through a common hall, or (2) a kitchen or cooking equipment for the exclusive use of the occupants.

In the 1950 Census, the unit of enumeration was the dwelling unit. Although the definition of the housing unit in 1960 is essentially similar to that for the dwelling unit in 1950, the housing unit definition was designed to encompass all private living quarters, whereas the dwelling unit definition did not completely cover all private living accommodations.

Occupied housing unit.--A housing unit is occupied if a person or group of persons was living in it at the time of enumeration or if the occupants were only temporarily absent, for example, on vacation. However, if the persons living in the unit have their usual place of residence elsewhere, the unit is classified as vacant.

Tenure.--A housing unit is "owned or being bought" if the owner or co-owner lives in it, even if it is mortgaged or not fully paid for. All other occupied units are classified as renter occupied.

Color.--Occupied housing units are classified by the color of the head of the household. The group designated as "nonwhite" includes Negro, Indian, Japanese, Chinese, and Filipino. Persons of Mexican birth or ancestry who are not definitely Indian or of other nonwhite race are classified as white.

Persons.--All persons enumerated in the Population Census as members of the household were counted in determining the number of persons who live in the housing unit, including lodgers, foster children, wards, and resident employees who share the living quarters of the household head.

Vacant housing unit.--A housing unit is vacant if no persons were living in it at the time of enumeration, except when its occupants were only temporarily absent. Dilapidated vacant units are included if they are intended for occupancy as living quarters; however, if the vacant unit is unfit for use and beyond repair so that it is no longer considered living quarters, it is excluded from

the inventory. New units not yet occupied were enumerated as vacant housing units if construction had proceeded to the point that all the exterior windows and doors were installed and final usable floors were in place.

"Year round" vacant units are those intended for occupancy at any time of the year. "Seasonal" units are those intended for occupancy during only a season of the year.

Available vacant units are those which are on the market for year-round occupancy, are in either sound or deteriorating condition, and are being offered for rent or for sale. The group "Available for sale only" is limited to units for sale and not for rent. "Available for rent" consists of units being offered for rent and those being offered for rent or sale. Of the vacancies for year-round occupancy and in sound or deteriorating condition, "Balance" consists of units which are rented or sold and awaiting occupancy; units held for occasional use; and units held off the market for other reasons.

Rooms.--The respondent's count of rooms was accepted unless a question was raised about which rooms to count. Rooms to be counted included whole rooms used for living purposes such as living rooms, dining rooms, bedrooms, kitchens, finished attic or basement rooms, recreation rooms, lodgers' rooms, and rooms used for offices by a person living in the unit. Not to be counted as rooms were bathrooms, halls, closets, alcoves, pantries, pullman kitchens, unfinished space, and offices used only by persons not living in the unit. Partially divided rooms such as living and dining areas were to be counted separately if there were fixed or movable partitions from floor to ceiling.

Condition and plumbing facilities.--Data on condition of a housing unit are shown in combination with data for plumbing facilities. Three categories of condition were used in the 1960 Census: Sound, deteriorating, and dilapidated.

Sound housing is defined as that which has no defects, or only slight defects which are normally corrected during the course of regular maintenance. Examples of slight defects are lack of paint; slight damage to porch or steps; small cracks in walls, plaster, or chimneys; broken gutters or downspouts.

Deteriorating housing needs more repair than would be provided in the course of regular maintenance. It has one or more defects of an intermediate nature that must be corrected if the unit is to continue to provide safe and adequate shelter. Examples of such defects are shaky or unsafe porch or steps; broken plaster; rotted window sills or frames. Such defects are signs of neglect which lead to serious structural damage if not corrected.

Dilapidated housing does not provide safe and adequate shelter. It has one or more critical defects; or has a combination of intermediate defects; or is of inadequate original construction. Critical defects are those which indicate continued neglect and serious damage to the structure.

The category "With all plumbing facilities" includes units which have hot and cold running water inside the structure, and flush toilet and bathtub or shower inside the structure for the exclusive use of the people living in the housing unit being enumerated.

The category "Lacking only hot water" includes units which have flush toilet and bathtub or shower for the exclusive use of the household but which have only cold running water inside the structure.

The category "Lacking private toilet or bath or running water" includes units which either lack one or more of these facilities

or share the facilities with persons living in another housing unit.

Value.--Value is the respondent's estimate of how much the property would sell for on today's market. For vacant units, it is the price asked for the property. Value data are limited to properties without business and containing only one housing unit. Trailers are excluded.

Contract rent.--Contract rent is the rent agreed upon regardless of the furnishings, utilities, or services included. For vacant units, it is the amount asked for the unit.

The average contract rent, as used in this report, is the arithmetic mean. For occupied units, it is computed by dividing the sum of the rental amounts by the number of renter-occupied units; units for which no cash rent is paid are excluded from the computation. For vacant units, the total amount of rent asked is divided by the number of vacant units available for rent.

Median.--The median is the theoretical value which divides a distribution of housing units into two equal groups--one group having characteristics smaller than the median, and the other having characteristics larger than the median. In the case of median rooms, for example, one-half the units have fewer rooms than the median and one-half have more rooms than the median. In computing the median, a continuous distribution is assumed.

WYOMING- COUNTIES AND PLACES OF 10,000 OR MORE

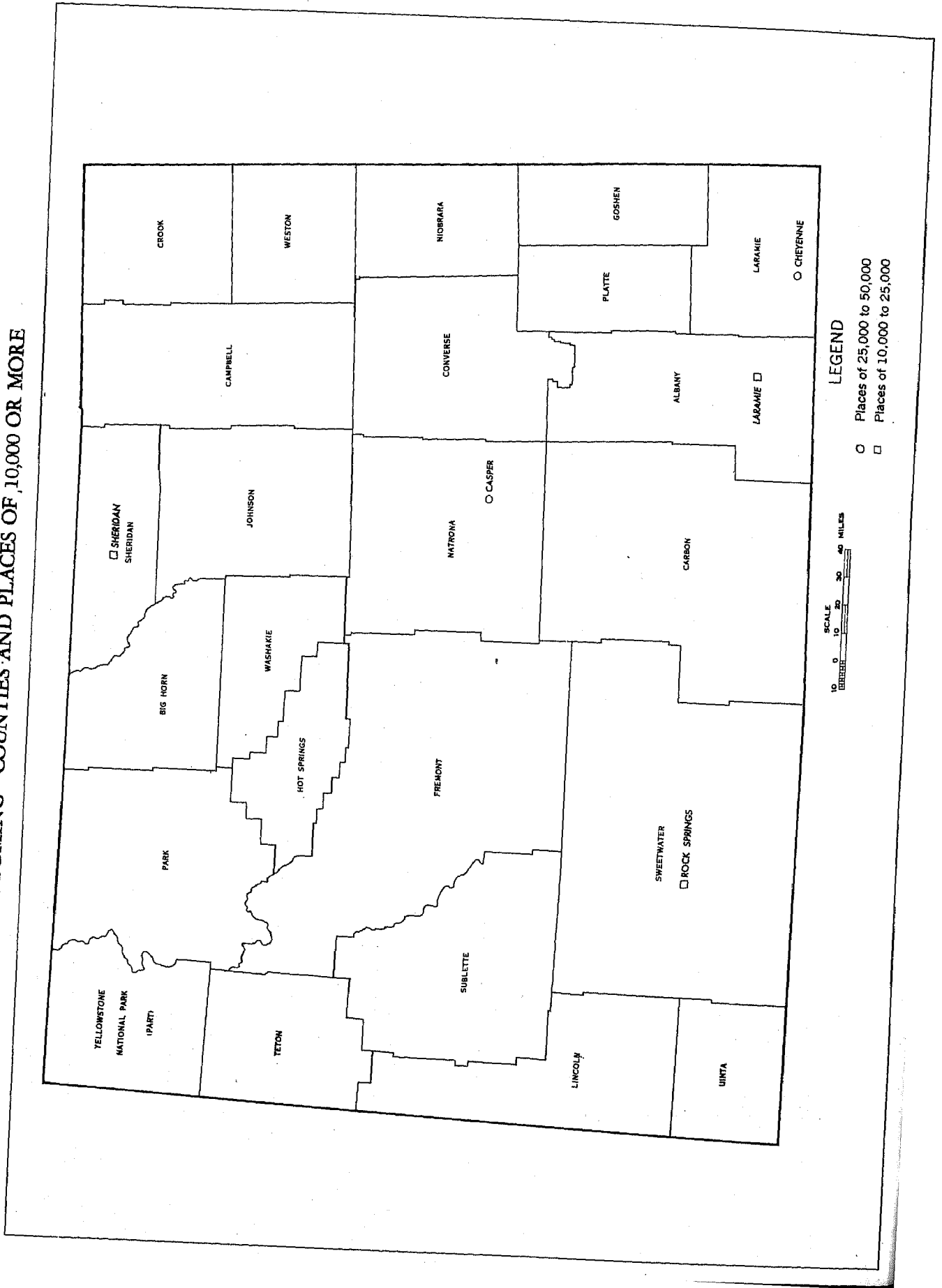


Table 2.--CONDITION AND PLUMBING FOR HOUSING UNITS WITH NONWHITE HOUSEHOLD HEADS, FOR THE STATE: 1960

Condition and plumbing	The State	Condition and plumbing	The State
All occupied units.....	1,542	Renter occupied.....	751
Owner occupied.....	791	Sound.....	310
Sound.....	437	With all plumbing facilities.....	223
With all plumbing facilities.....	267	Lacking some or all facilities.....	87
Lacking some or all facilities.....	170	Deteriorating.....	279
Deteriorating.....	261	With all plumbing facilities.....	164
With all plumbing facilities.....	77	Lacking some or all facilities.....	115
Lacking some or all facilities.....	184	Dilapidated.....	162
Dilapidated.....	93		

1960
Census
of
Housing

ADVANCE REPORTS

HOUSING CHARACTERISTICS

April 1961

HC(A1)-52

United States

(These figures supersede the preliminary counts published in the HC(Pl) series of reports. The present series consists of 52 reports--one for the United States, and one for each of the 50 States and the District of Columbia. The State reports are numbered in alphabetical order rather than in order of publication)

This report presents selected housing characteristics for the United States as a whole and for each region, division, and State. The data represent final tabulations from the 1960 Census of Housing and are limited to characteristics which were enumerated on a 100-percent basis in all areas.

This report contains two tables. Table 1 provides information for all housing units about tenure, vacancy status, condition and plumbing, median number of rooms, and median number of persons. Table 2 contains data about condition and plumbing for housing units with nonwhite household heads.

More detailed information about items presented in this report, as well as data for all other items, will be provided in Volume I, "States and Small Areas." The State reports comprising Volume I provide data for standard metropolitan statistical areas, urbanized areas, urban and rural places, and the counties. The Volume I report for the United States will contain summary data for regions, divisions, States, standard metropolitan statistical areas, and places of 50,000 inhabitants or more.

An outline of the 1960 Housing Census publication program may be obtained free of

charge from the Bureau of the Census, Washington 25, D.C., or any U.S. Department of Commerce Field Office.

DEFINITIONS AND EXPLANATIONS

Housing unit.--A group of rooms or a single room is regarded as a housing unit when it is occupied or intended for occupancy as separate living quarters, that is, when the occupants do not live and eat with any other persons in the structure, and when there is either (1) direct access from the outside or through a common hall, or (2) a kitchen or cooking equipment for the exclusive use of the occupants.

In the 1950 Census, the unit of enumeration was the dwelling unit. Although the definition of the housing unit in 1960 is essentially similar to that for the dwelling unit in 1950, the housing unit definition was designed to encompass all private living quarters, whereas the dwelling unit definition did not completely cover all private living accommodations.

Occupied housing unit.--A housing unit is occupied if a person or group of persons was living in it at the time of enumeration or if



U.S. DEPARTMENT OF COMMERCE, Luther H. Hodges, *Secretary*
BUREAU OF THE CENSUS

For sale by the Bureau of the Census, Washington 25, D.C., and U.S. Department of
Commerce Field Offices, 15 cents. Complete set of 51 reports, \$6.



the occupants were only temporarily absent, for example, on vacation. However, if the persons living in the unit have their usual place of residence elsewhere, the unit is classified as vacant.

Tenure.--A housing unit is "owned or being bought" if the owner or co-owner lives in it, even if it is mortgaged or not fully paid for. All other occupied units are classified as renter occupied.

Color.--Occupied housing units are classified by the color of the head of the household. The group designated as "nonwhite" includes Negro, Indian, Japanese, Chinese, and Filipino. Persons of Mexican birth or ancestry who are not definitely Indian or of other nonwhite race are classified as white.

Persons.--All persons enumerated in the Population Census as members of the household were counted in determining the number of persons who live in the housing unit, including lodgers, foster children, wards, and resident employees who share the living quarters of the household head.

Vacant housing unit.--A housing unit is vacant if no persons were living in it at the time of enumeration, except when its occupants were only temporarily absent. Dilapidated vacant units are included if they are intended for occupancy as living quarters; however, if the vacant unit is unfit for use and beyond repair so that it is no longer considered living quarters, it is excluded from the inventory. New units not yet occupied were enumerated as vacant housing units if construction had proceeded to the point that all the exterior windows and doors were installed and final usable floors were in place.

"Year round" vacant units are those intended for occupancy at any time of the year. "Seasonal" units are those intended for occupancy during only a season of the year.

Available vacant units are those which are on the market for year-round occupancy, are in either sound or deteriorating condition, and are being offered for rent or for sale. The group "Available for sale only" is limited to units for sale and not for rent. "Available for rent" consists of units being offered for rent and those being offered for rent or sale. Of the vacancies for year-round occupancy and

in sound or deteriorating condition, "Balance" consists of units which are rented or sold and awaiting occupancy; units held for occasional use; and units held off the market for other reasons.

Rooms.--The respondent's count of rooms was accepted unless a question was raised about which rooms to count. Rooms to be counted included whole rooms used for living purposes such as living rooms, dining rooms, bedrooms, kitchens, finished attic or basement rooms, recreation rooms, lodgers' rooms, and rooms used for offices by a person living in the unit. Not to be counted as rooms were bathrooms, halls, closets, alcoves, pantries, pullman kitchens, unfinished space, and offices used only by persons not living in the unit. Partially divided rooms such as living and dining areas were to be counted separately if there were fixed or movable partitions from floor to ceiling.

Condition and plumbing facilities.--Data on condition of a housing unit are shown in combination with data for plumbing facilities. Three categories of condition were used in the 1960 Census: Sound, deteriorating, and dilapidated.

Sound housing is defined as that which has no defects, or only slight defects which are normally corrected during the course of regular maintenance. Examples of slight defects are lack of paint; slight damage to porch or steps; small cracks in walls, plaster, or chimneys; broken gutters or downspouts.

Deteriorating housing needs more repair than would be provided in the course of regular maintenance. It has one or more defects of an intermediate nature that must be corrected if the unit is to continue to provide safe and adequate shelter. Examples of such defects are shaky or unsafe porch or steps; broken plaster; rotted window sills or frames. Such defects are signs of neglect which lead to serious structural damage if not corrected.

Dilapidated housing does not provide safe and adequate shelter. It has one or more critical defects; or has a combination of intermediate defects; or is of inadequate original construction. Critical defects are those which indicate continued neglect and serious damage to the structure.

The category "With all plumbing facilities" includes units which have hot and cold running water inside the structure, and flush toilet and bathtub or shower inside the structure for the exclusive use of the people living in the housing unit being enumerated.

The category "Lacking only hot water" includes units which have flush toilet and bath-

tub or shower for the exclusive use of the household but which have only cold running water inside the structure.

The category "Lacking private toilet or bath or running water" includes units which either lack one or more of these facilities or share the facilities with persons living in another housing unit.

UNITED STATES, BY GEOGRAPHIC DIVISIONS

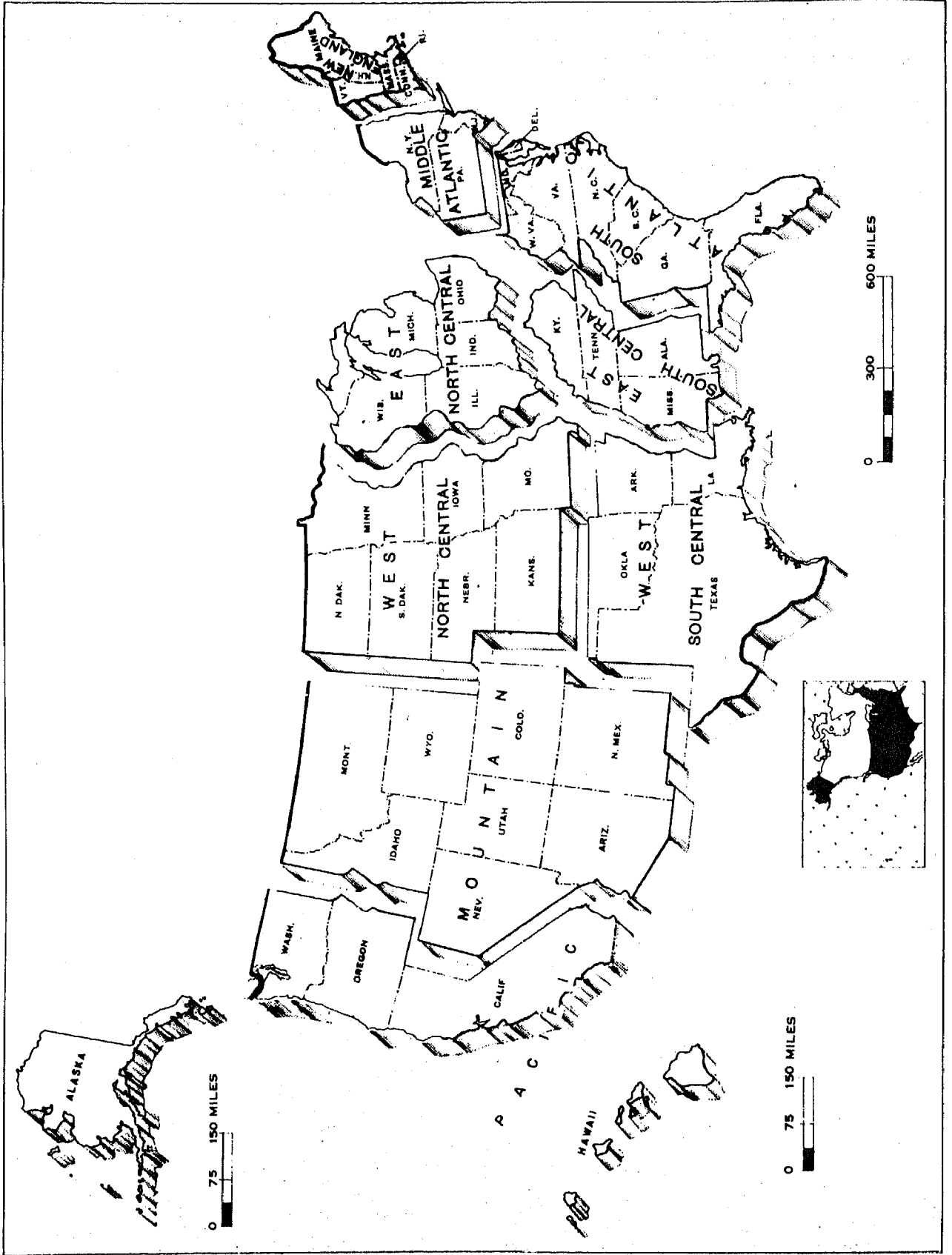


Table 1.--SELECTED HOUSING CHARACTERISTICS, FOR THE UNITED STATES, REGIONS, DIVISIONS, AND STATES: 1960

Subject	United States	Regions and divisions					
		Northeast			North Central		
		Total	New England	Middle Atlantic	Total	East North Central	West North Central
All housing units.....	58,323,672	14,797,279	3,521,410	11,275,869	16,796,416	11,656,342	5,140,074
TENURE, COLOR, AND VACANCY STATUS							
Occupied.....	53,021,061	13,521,070	3,115,910	10,405,160	15,377,361	10,709,659	4,667,702
Owner occupied.....	32,796,087	7,588,386	1,840,080	5,748,306	10,307,290	7,142,895	3,164,395
White.....	30,821,869	7,352,709	1,823,155	5,529,554	9,967,575	6,875,587	3,091,988
Nonwhite.....	1,974,218	235,677	16,925	218,752	339,715	267,308	72,407
Renter occupied.....	20,224,974	5,932,684	1,275,830	4,656,854	5,070,071	3,566,764	1,503,307
White.....	17,046,534	5,290,969	1,220,889	4,070,080	4,461,041	3,056,912	1,404,129
Nonwhite.....	3,178,440	641,715	54,941	586,774	609,030	509,852	99,178
Vacant.....	5,302,611	1,276,209	405,500	870,709	1,419,055	946,683	472,372
Year round.....	3,560,141	630,768	173,820	456,948	936,497	613,731	322,766
Sound or deteriorating.....	3,058,778	566,363	154,883	411,480	807,613	540,119	267,194
Available for sale only.....	521,785	95,178	25,494	69,684	140,033	98,405	41,628
Available for rent.....	1,453,133	258,532	72,333	186,199	362,942	255,236	107,706
Balance.....	1,083,860	212,653	57,056	155,597	304,638	186,778	117,860
Dilapidated.....	501,363	64,405	18,937	45,468	128,884	73,312	55,572
Seasonal.....	1,742,470	645,441	231,680	413,761	482,558	332,952	149,606
CONDITION AND PLUMBING							
All units.....	58,323,672	14,797,279	3,521,410	11,275,869	16,796,416	11,656,342	5,140,074
Sound.....	46,914,583	12,584,634	2,996,247	9,588,387	13,759,299	9,716,415	4,042,884
With all plumbing facilities.....	42,605,333	11,776,818	2,732,969	9,043,849	12,342,334	8,875,845	3,466,489
Lacking only hot water.....	504,450	129,591	66,495	63,096	122,348	78,809	43,339
Lack'g priv. toilet or bath or run'g water.....	3,804,800	678,225	196,783	481,442	1,224,617	761,761	532,856
Deteriorating.....	8,384,162	1,741,984	414,828	1,327,156	2,375,779	1,518,504	857,275
With all plumbing facilities.....	4,766,330	1,273,984	280,577	993,407	1,381,745	951,577	430,168
Lacking only hot water.....	353,127	71,756	31,475	40,281	73,075	45,412	27,663
Lack'g priv. toilet or bath or run'g water.....	3,264,705	396,244	102,776	293,468	920,959	521,515	399,444
Dilapidated.....	3,024,927	470,661	110,335	360,326	661,338	421,423	239,915
Owner occupied.....	32,796,087	7,588,386	1,840,080	5,748,306	10,307,290	7,142,895	3,164,395
Sound.....	28,640,033	6,901,527	1,669,607	5,231,920	9,049,122	6,357,673	2,691,449
With all plumbing facilities.....	26,914,999	6,708,329	1,610,429	5,097,900	8,479,375	6,043,995	2,435,380
Lacking some or all facilities.....	1,725,034	193,198	59,178	134,020	569,747	313,678	256,069
Deteriorating.....	3,268,300	567,788	138,745	429,043	1,028,535	640,609	387,926
With all plumbing facilities.....	2,003,412	448,435	103,655	344,780	657,388	435,265	222,123
Lacking some or all facilities.....	1,264,888	119,353	35,090	84,263	371,147	205,344	165,803
Dilapidated.....	887,754	119,071	31,728	87,343	229,633	144,613	85,020
Renter occupied.....	20,224,974	5,932,684	1,275,830	4,656,854	5,070,071	3,566,764	1,503,307
Sound.....	14,759,872	4,708,934	1,017,278	3,691,656	5,785,214	4,204,951	1,080,263
With all plumbing facilities.....	12,998,425	4,302,948	898,089	3,404,859	5,237,113	3,867,647	869,466
Lacking some or all facilities.....	1,761,447	405,986	119,189	286,797	548,101	337,304	210,797
Deteriorating.....	3,967,486	963,583	208,825	754,758	1,013,084	678,299	334,785
With all plumbing facilities.....	2,284,856	713,892	146,511	567,381	604,956	432,515	172,441
Lacking some or all facilities.....	1,682,630	249,691	62,314	187,377	408,128	245,784	162,344
Dilapidated.....	1,497,616	260,167	49,727	210,440	271,773	183,514	88,259
Vacant available for sale.....	521,785	95,178	25,494	69,684	140,033	98,405	41,628
With all plumbing facilities.....	465,923	86,623	22,456	64,167	117,286	85,948	31,338
Lacking some or all facilities.....	55,862	8,555	3,038	5,517	22,747	12,457	10,290
Vacant available for rent.....	1,453,133	258,532	72,333	186,199	362,942	255,236	107,706
With all plumbing facilities.....	1,078,568	198,896	51,132	147,764	248,587	183,536	65,051
Lacking some or all facilities.....	374,565	59,636	21,201	38,435	114,355	71,700	42,655
ROOMS							
Median:							
All occupied.....	4.9	5.1	5.2	5.1	5.1	5.1	5.0
Vacant available for sale.....	5.3	5.8	5.6	5.9	5.2	5.3	5.1
Vacant available for rent.....	3.5	3.7	3.8	3.6	3.5	3.6	3.4
PERSONS							
Median: All occupied.....	2.9	2.9	3.0	2.9	2.9	3.0	2.8

Table 1.—SELECTED HOUSING CHARACTERISTICS, FOR THE UNITED STATES, REGIONS, DIVISIONS, AND STATES: 1960.—Con.

Subject	Regions and divisions—Con.						
	South				West		
	Total	South Atlantic	East South Central	West South Central	Total	Mountain	Pacific
All housing units.....	17,173,543	8,033,720	3,606,477	5,533,346	9,556,434	2,226,569	7,329,865
TENURE, COLOR, AND VACANCY STATUS							
Occupied.....	15,503,321	7,267,832	3,307,354	4,928,135	8,619,309	1,975,581	6,643,728
Owner occupied.....	9,612,841	4,430,159	2,043,376	3,139,306	5,287,570	1,288,533	3,999,037
White.....	8,467,039	3,892,306	1,783,526	2,791,207	5,034,546	1,248,018	3,786,528
Nonwhite.....	1,145,802	537,853	259,850	348,099	253,024	40,515	212,509
Renter occupied.....	5,890,480	2,837,673	1,263,978	1,788,829	3,331,739	687,048	2,644,691
White.....	4,278,287	1,997,222	879,946	1,401,119	3,016,237	652,830	2,363,407
Nonwhite.....	1,612,193	840,451	384,032	387,710	315,502	34,218	281,284
Vacant.....	1,670,222	765,888	299,123	605,211	937,125	250,988	686,137
Year round.....	1,293,089	580,645	239,609	472,835	699,787	162,387	537,400
Sound or deteriorating.....	1,051,010	482,667	182,467	385,876	633,792	140,306	493,486
Available for sale only.....	179,251	87,943	27,684	63,624	107,323	23,222	84,101
Available for rent.....	509,376	234,624	84,784	189,968	322,283	68,547	253,736
Balance.....	362,383	160,100	69,999	132,284	204,186	48,537	155,649
Dilapidated.....	242,079	97,978	37,142	86,959	65,995	28,081	43,914
Seasonal.....	377,133	185,243	59,514	132,376	237,338	88,601	148,737
CONDITION AND PLUMBING							
All units.....	17,173,543	8,033,720	3,606,477	5,533,346	9,556,434	2,226,569	7,329,865
Sound.....	12,446,342	6,073,412	2,387,087	3,985,843	8,124,308	1,779,600	6,344,708
With all plumbing facilities.....	10,755,953	5,329,610	1,887,120	3,539,223	7,730,228	1,640,371	6,089,657
Lacking only hot water.....	230,783	116,064	34,173	80,546	21,728	6,282	15,446
Lacking priv. toilet or bath or run'g water.....	1,459,606	627,738	465,794	366,074	372,352	132,747	239,605
Deteriorating.....	3,191,248	1,320,056	816,066	1,055,126	1,075,151	330,984	744,167
With all plumbing facilities.....	1,313,280	536,444	247,837	526,999	797,321	210,296	587,025
Lacking only hot water.....	191,529	100,462	26,777	64,290	16,767	5,555	11,212
Lacking priv. toilet or bath or run'g water.....	1,686,439	683,150	541,452	461,837	261,063	115,133	145,930
Dilapidated.....	1,535,953	640,252	403,324	492,377	356,975	115,985	240,990
Owner occupied.....	9,612,841	4,430,159	2,043,376	3,139,306	5,287,570	1,288,533	3,999,037
Sound.....	7,891,709	3,758,535	1,581,669	2,551,905	4,797,675	1,116,986	3,680,689
With all plumbing facilities.....	7,021,963	3,394,648	1,296,927	2,330,388	4,705,332	1,067,015	3,636,317
Lacking some or all facilities.....	869,746	363,887	284,742	221,117	92,343	49,971	42,372
Deteriorating.....	1,284,162	502,384	346,707	435,071	387,815	133,033	254,782
With all plumbing facilities.....	580,470	226,966	119,746	233,758	317,119	92,355	224,764
Lacking some or all facilities.....	703,692	275,418	226,961	201,313	70,696	40,678	30,018
Dilapidated.....	436,970	169,240	115,000	152,730	102,080	38,514	63,566
Renter occupied.....	5,890,480	2,837,673	1,263,978	1,788,829	3,331,739	687,048	2,644,691
Sound.....	3,596,189	1,823,414	662,606	1,110,169	2,669,535	509,192	2,160,343
With all plumbing facilities.....	2,973,374	1,529,380	489,540	934,434	2,484,990	457,399	2,027,591
Lacking some or all facilities.....	622,815	294,034	173,066	175,715	184,545	51,793	132,752
Deteriorating.....	1,489,535	655,446	378,815	455,274	501,284	133,930	367,354
With all plumbing facilities.....	586,019	249,754	106,911	229,334	379,989	91,096	288,893
Lacking some or all facilities.....	903,516	405,692	271,904	225,920	121,295	42,834	78,461
Dilapidated.....	804,756	358,813	222,537	223,386	160,920	43,926	116,994
Vacant available for sale.....	179,251	87,943	27,684	63,624	107,323	23,222	84,101
With all plumbing facilities.....	159,726	80,217	22,745	56,764	102,288	20,779	81,509
Lacking some or all facilities.....	19,525	7,726	4,939	6,860	5,035	2,443	2,592
Vacant available for rent.....	509,376	234,624	84,784	189,968	322,283	68,547	253,736
With all plumbing facilities.....	364,257	169,797	49,276	145,184	266,828	53,610	213,218
Lacking some or all facilities.....	145,119	64,827	35,508	44,784	55,455	14,937	40,518
ROOMS							
Median:							
All occupied.....	4.8	4.9	4.7	4.6	4.7	4.6	4.7
Vacant available for sale.....	5.1	5.2	5.2	5.0	5.2	5.0	5.2
Vacant available for rent.....	3.6	3.7	3.7	3.4	3.1	3.1	3.1
PERSONS							
Median: All occupied.....	3.0	3.1	3.1	2.9	2.8	3.0	2.7

Table 1.--SELECTED HOUSING CHARACTERISTICS, FOR THE UNITED STATES, REGIONS, DIVISIONS, AND STATES: 1960--Con.

Subject	States										
	Alabama	Alaska	Arizona	Arkansas	California	Colorado	Connecticut	Delaware	District of Columbia	Florida	Georgia
All housing units.....	967,595	67,193	415,834	586,552	5,464,786	594,527	818,544	143,725	262,641	1,776,591	1,170,001
TENURE, COLOR, AND VACANCY STATUS											
Occupied.....	884,116	57,250	366,630	523,552	4,981,024	529,424	752,736	128,582	252,066	1,550,044	1,070,287
Owner occupied.....	528,003	27,679	234,442	321,165	2,909,408	337,591	465,689	86,002	75,574	1,046,932	601,773
White.....	431,317	21,576	217,905	276,536	2,764,356	331,678	459,433	79,867	39,532	955,835	512,094
Nonwhite.....	96,686	6,103	16,537	44,629	145,052	5,913	6,256	6,135	36,042	91,097	89,679
Renter occupied.....	356,113	29,571	132,188	202,387	2,071,616	191,833	287,047	42,580	176,492	503,112	468,514
White.....	224,430	26,328	120,531	149,580	1,866,256	183,322	264,428	33,042	101,232	369,972	294,669
Nonwhite.....	131,683	3,243	11,657	52,807	205,360	8,511	22,619	9,538	75,260	133,140	173,845
Vacant.....	83,479	9,943	49,204	63,000	483,762	65,103	65,808	15,143	10,575	226,547	99,714
Year round.....	65,318	6,864	33,518	43,887	393,908	40,580	37,571	9,089	10,221	163,016	81,072
Sound or deteriorating.....	50,563	5,472	29,871	32,048	369,016	35,588	34,714	8,157	9,790	151,199	60,953
Available for sale only.....	8,469	505	3,699	4,485	65,142	6,001	7,317	1,648	894	38,471	9,543
Available for rent.....	26,260	2,167	16,020	13,097	192,826	16,812	15,088	3,943	6,947	73,375	29,142
Balance.....	15,834	2,800	8,152	14,466	111,048	12,775	12,309	2,566	1,949	39,353	22,268
Dilapidated.....	14,755	1,392	3,647	11,839	34,892	4,992	2,857	932	431	11,817	20,119
Seasonal.....	18,161	3,079	15,686	19,113	89,854	24,523	28,237	6,054	354	63,531	18,642
CONDITION AND PLUMBING											
All units.....	967,595	67,193	415,834	586,552	5,464,786	594,527	818,544	143,725	262,641	1,776,591	1,170,001
Sound.....	632,650	46,280	329,151	358,955	4,845,267	488,866	722,242	122,406	235,628	1,480,761	798,671
With all plumbing facilities.....	512,570	37,949	313,033	277,794	4,685,296	447,163	685,846	114,454	218,719	1,378,527	675,705
Lacking only hot water.....	11,978	204	1,923	2,318	9,144	1,305	9,454	1,047	759	40,219	18,720
Lack'g priv. toilet or bath or run'g water.....	108,102	8,127	14,165	72,843	150,827	40,398	26,942	6,905	16,550	62,015	104,246
Deteriorating.....	215,467	13,515	55,572	148,731	472,596	82,656	76,244	15,876	23,143	206,373	237,586
With all plumbing facilities.....	70,201	6,454	36,856	45,121	387,731	51,128	57,424	9,634	18,095	105,159	83,022
Lacking only hot water.....	9,834	186	2,286	4,228	5,455	974	5,326	624	116	34,951	17,223
Lack'g priv. toilet or bath or run'g water.....	135,432	6,875	16,430	99,382	79,410	30,554	13,494	5,618	4,932	66,263	137,341
Dilapidated.....	119,478	7,398	31,111	78,866	146,923	23,005	20,058	5,443	3,870	89,437	133,744
Owner occupied.....	528,003	27,679	234,442	321,165	2,909,408	337,591	465,689	86,002	75,574	1,046,932	601,773
Sound.....	410,634	18,247	202,838	234,446	2,733,610	299,510	438,771	79,026	70,752	939,149	491,301
With all plumbing facilities.....	343,704	14,994	195,128	188,332	2,710,589	288,684	432,546	76,235	69,812	894,557	431,859
Lacking some or all facilities.....	66,930	3,253	7,710	46,114	23,021	10,826	6,225	2,791	940	44,592	59,442
Deteriorating.....	86,753	6,224	21,472	63,154	141,802	30,974	22,645	5,627	4,438	80,827	82,890
With all plumbing facilities.....	33,376	2,738	14,512	21,957	129,422	22,619	19,565	3,714	4,192	46,450	36,894
Lacking some or all facilities.....	53,377	3,486	6,960	41,197	12,380	8,355	3,080	1,913	246	34,377	45,996
Dilapidated.....	30,616	3,208	10,132	23,565	33,996	7,107	4,273	1,349	384	26,956	27,582
Renter occupied.....	356,113	29,571	132,188	202,387	2,071,616	191,833	287,047	42,580	176,492	503,112	468,514
Sound.....	178,662	22,892	93,290	98,490	1,732,320	148,188	230,648	31,869	156,156	358,452	256,023
With all plumbing facilities.....	135,971	20,384	88,096	72,280	1,641,363	129,906	209,612	28,533	141,777	315,897	204,257
Lacking some or all facilities.....	42,691	2,508	5,194	26,210	90,957	18,282	21,036	3,336	14,379	42,555	51,766
Deteriorating.....	105,828	4,493	25,497	65,154	259,863	35,179	44,708	7,783	17,266	96,773	128,889
With all plumbing facilities.....	29,780	2,900	17,883	18,793	211,385	22,612	33,023	4,578	13,016	43,381	38,930
Lacking some or all facilities.....	76,048	1,593	7,614	46,361	48,478	12,567	11,685	3,205	4,270	53,352	89,959
Dilapidated.....	71,623	2,186	13,401	38,743	79,433	8,466	11,691	2,928	3,050	47,927	83,602
Vacant available for sale.....	8,469	505	5,699	4,485	65,142	6,001	7,317	1,648	894	38,471	9,543
With all plumbing facilities.....	7,307	351	5,490	3,238	64,101	5,348	7,010	1,524	870	37,085	8,549
Lacking some or all facilities.....	1,162	154	209	1,247	1,041	653	307	124	24	1,386	994
Vacant available for rent.....	26,260	2,167	16,020	13,097	192,826	16,812	15,088	3,943	6,947	73,375	29,142
With all plumbing facilities.....	17,093	1,603	14,324	8,251	166,871	11,887	11,636	3,208	5,181	62,465	19,230
Lacking some or all facilities.....	9,167	564	1,696	4,846	25,955	4,925	3,452	735	1,766	10,910	9,912
ROOMS											
Median:											
All occupied.....	4.7	3.7	4.5	4.5	4.7	4.7	5.1	5.7	3.9	4.7	4.8
Vacant available for sale.....	5.2	3.9	5.1	4.8	5.3	5.2	5.6	6.2	6.2	5.0	5.3
Vacant available for rent.....	3.8	2.4	3.1	3.6	3.1	3.0	3.8	3.9	2.9	3.1	3.8
PERSONS											
Median: All occupied.....	3.2	3.2	3.0	2.8	2.7	2.8	3.0	3.1	2.3	2.6	3.2

Table 1.--SELECTED HOUSING CHARACTERISTICS, FOR THE UNITED STATES, REGIONS, DIVISIONS AND STATES: 1960--Con.

Subject	States--Con.									
	Hawaii	Idaho	Illinois	Indiana	Iowa	Kansas	Kentucky	Louisiana	Maine	Maryland
All housing units.....	165,506	223,533	3,275,566	1,503,180	905,295	740,343	925,572	978,452	364,617	934,554
TENURE, COLOR, AND VACANCY STATUS										
Occupied.....	153,064	193,839	3,084,738	1,387,910	841,357	672,907	851,867	892,344	280,355	863,003
Owner occupied.....	62,973	136,746	1,782,000	986,184	581,345	463,303	547,793	526,387	186,379	556,361
White.....	18,375	135,613	1,716,977	952,813	577,013	447,695	520,761	418,830	185,978	507,525
Nonwhite.....	44,598	1,133	65,043	33,371	4,332	15,608	27,032	107,557	401	48,836
Renter occupied.....	90,091	57,093	1,302,738	401,726	260,012	209,604	304,074	365,957	93,976	306,642
White.....	36,387	56,047	1,078,314	364,364	256,803	198,624	270,592	219,516	93,201	231,930
Nonwhite.....	53,504	1,046	224,424	37,362	3,209	10,980	33,482	146,441	775	74,712
Vacant.....	12,442	29,694	190,828	115,270	63,938	67,436	73,705	86,108	84,262	71,551
Year round.....	10,901	16,026	160,220	81,315	47,998	57,559	60,847	68,594	23,160	50,683
Sound or deteriorating.....	9,369	13,364	141,800	69,225	38,914	47,725	47,149	56,150	19,692	45,616
Available for sale only.....	691	2,150	21,822	13,059	5,907	7,602	6,382	9,732	2,971	10,299
Available for rent.....	3,823	5,959	77,147	30,427	14,785	21,666	22,432	28,320	6,838	20,139
Balance.....	4,855	5,255	42,231	25,739	18,222	18,457	18,335	18,098	9,883	15,178
Dilapidated.....	1,532	2,662	19,020	12,090	9,084	9,834	13,698	12,444	3,468	5,067
Seasonal.....	1,541	13,668	30,608	33,955	15,940	9,877	12,858	17,514	61,102	20,868
CONDITION AND PLUMBING										
All units.....	165,506	223,533	3,275,566	1,503,180	905,295	740,343	925,572	978,452	364,617	934,554
Sound.....	122,912	172,694	2,747,930	1,206,199	709,809	576,187	638,102	686,663	281,010	797,736
With all plumbing facilities.....	113,979	158,849	2,519,462	1,082,158	620,261	523,601	486,902	589,594	220,129	751,863
Lacking only hot water.....	3,544	496	22,636	12,927	8,050	3,197	6,639	24,407	5,371	5,469
Lack'g priv. toilet or bath or run'g water.....	5,389	13,349	205,832	111,114	81,498	49,389	144,561	72,662	55,510	40,404
Deteriorating.....	27,944	38,687	418,221	228,971	156,959	129,289	203,704	191,279	62,724	101,911
With all plumbing facilities.....	17,393	25,792	254,429	131,754	86,516	81,552	57,446	81,657	27,529	66,319
Lacking only hot water.....	3,355	426	14,708	8,790	5,361	2,247	4,426	17,395	2,428	3,660
Lack'g priv. toilet or bath or run'g water.....	7,196	12,469	149,084	88,027	65,082	45,490	141,832	92,227	32,767	31,932
Dilapidated.....	14,650	12,152	109,415	68,410	38,527	34,867	83,766	100,510	20,883	34,907
Owner occupied.....	62,973	136,746	1,782,000	986,184	581,345	463,303	547,793	526,387	186,379	556,361
Sound.....	54,263	114,978	1,599,019	852,233	490,211	391,310	427,016	425,832	150,297	512,088
With all plumbing facilities.....	52,123	110,704	1,530,085	791,431	449,371	366,731	337,290	378,229	128,168	491,980
Lacking some or all facilities.....	2,140	4,274	68,934	60,802	40,640	24,579	89,726	47,603	22,129	20,108
Deteriorating.....	6,806	17,410	150,679	108,194	75,846	59,979	93,065	73,211	27,531	35,484
With all plumbing facilities.....	5,166	13,037	102,216	66,723	47,376	41,439	26,879	35,001	12,562	23,201
Lacking some or all facilities.....	1,640	4,373	48,463	41,471	28,470	18,540	66,186	38,210	14,969	12,283
Dilapidated.....	1,904	4,358	32,302	25,757	15,288	12,014	27,712	27,344	8,551	8,789
Renter occupied.....	90,091	57,093	1,302,738	401,726	260,012	209,604	304,074	365,957	93,976	306,642
Sound.....	60,301	40,751	1,023,646	282,513	186,436	149,607	177,100	211,206	69,803	233,024
With all plumbing facilities.....	54,941	36,400	893,572	238,788	149,098	130,047	128,320	172,633	57,146	215,490
Lacking some or all facilities.....	5,360	4,351	130,074	43,725	37,338	19,560	48,780	38,573	12,657	17,534
Deteriorating.....	18,794	12,719	223,460	91,039	60,462	47,888	86,285	96,395	18,523	54,055
With all plumbing facilities.....	11,255	9,211	134,675	52,867	32,803	31,318	26,074	38,142	10,297	36,742
Lacking some or all facilities.....	7,539	3,508	88,785	38,172	27,659	16,570	60,211	58,253	8,226	17,313
Dilapidated.....	10,996	3,623	55,632	28,174	13,114	12,109	40,689	58,356	5,650	19,563
Vacant available for sale.....	691	2,150	21,822	13,059	5,907	7,602	6,382	9,732	2,971	10,299
With all plumbing facilities.....	568	1,821	19,381	10,828	4,286	6,519	4,777	8,695	1,866	9,732
Lacking some or all facilities.....	123	329	2,441	2,231	1,621	1,083	1,605	1,037	1,105	567
Vacant available for rent.....	3,823	5,959	77,147	30,427	14,785	21,666	22,432	28,320	6,838	20,139
With all plumbing facilities.....	3,033	4,281	53,057	20,114	8,190	15,536	10,794	20,655	4,448	17,222
Lacking some or all facilities.....	790	1,678	24,090	10,313	6,595	6,130	11,638	7,665	2,390	2,917
ROOMS										
Median:										
All occupied.....	4.5	4.6	4.9	4.9	5.4	5.1	4.7	4.5	5.4	5.5
Vacant available for sale.....	4.9	4.8	5.2	5.1	5.1	5.2	5.1	5.0	5.6	5.9
Vacant available for rent.....	3.3	2.9	3.3	3.6	3.7	3.6	3.7	3.4	3.8	3.8
PERSONS										
Median: All occupied.....	3.6	3.0	2.8	2.9	2.8	2.7	3.1	3.2	3.0	3.2

Table 1.--SELECTED HOUSING CHARACTERISTICS, FOR THE UNITED STATES, REGIONS, DIVISIONS, AND STATES: 1960--Con.

Subject	States--Con.									
	Massachusetts	Michigan	Minnesota	Mississippi	Missouri	Montana	Nebraska	Nevada	New Hampshire	New Jersey
All housing units.....	1,690,745	2,548,363	1,119,271	628,945	1,491,169	233,310	472,950	101,623	224,440	1,998,796
TENURE, COLOR, AND VACANCY STATUS										
Occupied.....	1,534,732	2,238,650	991,981	568,070	1,359,826	202,240	433,448	91,520	180,020	1,806,295
Owner occupied.....	857,378	1,665,397	715,059	327,915	874,406	129,399	280,846	51,491	117,233	1,107,757
White.....	848,526	1,583,234	710,360	248,855	834,460	127,005	276,720	49,388	117,094	1,062,437
Nonwhite.....	8,852	82,163	4,699	79,060	39,946	2,394	4,126	2,103	139	45,320
Renter occupied.....	677,354	573,253	276,922	240,155	485,420	72,841	152,602	40,029	62,787	698,538
White.....	650,388	468,005	271,481	111,596	414,200	70,640	147,626	36,850	62,404	607,184
Nonwhite.....	26,966	105,248	5,441	128,559	71,220	2,201	4,976	3,179	383	91,354
Vacant.....	156,013	309,713	127,290	60,875	131,343	31,070	39,502	10,103	44,420	192,501
Year round.....	72,488	156,575	54,683	45,359	102,148	18,304	31,239	7,923	12,830	79,312
Sound or deteriorating.....	67,583	139,240	46,323	32,115	84,896	15,400	29,976	6,863	11,264	72,727
Available for sale only.....	10,283	25,113	7,709	3,415	14,116	1,845	3,112	905	2,031	14,625
Balance.....	35,566	61,684	17,597	12,088	37,081	7,497	9,671	3,669	4,062	28,641
Dilapidated.....	21,734	52,443	21,017	16,612	33,699	6,058	13,193	2,289	5,171	29,461
Seasonal.....	7,905	17,335	8,360	13,244	17,252	2,904	5,263	1,060	1,566	6,585
Seasonal.....	80,525	153,138	72,607	15,516	29,195	12,766	8,263	2,180	31,590	113,189
CONDITION AND PLUMBING										
All units.....	1,690,745	2,548,363	1,119,271	628,945	1,491,169	233,310	472,950	101,623	224,440	1,998,796
Sound.....	1,458,522	2,151,198	923,775	367,825	1,141,418	177,567	376,404	85,719	182,126	1,752,135
With all plumbing facilities.....	1,352,895	1,984,608	776,871	276,048	965,656	155,141	335,072	81,373	160,118	1,682,231
Lacking only hot water.....	33,592	20,016	7,764	8,494	18,018	477	3,187	209	4,757	18,182
Lack'g priv. toilet or bath or run'g water.....	72,035	146,574	139,140	83,283	157,744	21,949	38,145	4,137	17,251	51,722
Deteriorating.....	189,493	308,284	152,427	168,213	265,149	41,865	78,341	11,473	32,350	191,676
With all plumbing facilities.....	139,872	214,878	75,640	43,295	112,015	24,249	45,454	8,186	20,895	147,412
Lacking only hot water.....	15,142	9,820	3,383	5,709	13,079	335	2,148	172	2,348	10,580
Lack'g priv. toilet or bath or run'g water.....	34,479	83,486	73,404	119,209	140,055	17,281	30,739	3,115	9,107	33,684
Dilapidated.....	42,730	88,881	43,069	92,907	84,602	13,878	18,205	4,431	9,964	54,985
Owner occupied.....	857,378	1,665,397	715,059	327,915	874,406	129,399	280,846	51,491	117,233	1,107,757
Sound.....	791,301	1,490,273	627,363	240,336	733,586	108,835	241,896	46,838	100,083	1,032,998
With all plumbing facilities.....	773,926	1,437,881	569,510	191,989	651,773	101,951	226,155	45,960	94,372	1,020,123
Lacking some or all facilities.....	17,375	52,392	57,553	48,347	81,813	6,884	15,741	878	5,711	12,875
Deteriorating.....	56,280	142,589	71,550	64,423	112,923	15,967	33,032	3,489	13,315	62,329
With all plumbing facilities.....	48,350	107,457	40,814	21,909	54,488	10,757	22,687	2,747	9,243	54,940
Lacking some or all facilities.....	7,930	35,132	30,736	42,514	58,435	5,210	10,345	742	4,072	7,389
Dilapidated.....	9,797	32,535	16,146	23,156	27,897	4,597	5,918	1,164	3,835	12,430
Renter occupied.....	677,354	573,253	276,922	240,155	485,420	72,841	152,602	40,029	62,787	698,538
Sound.....	547,266	434,543	206,767	102,251	336,371	51,402	114,087	32,149	47,540	557,900
With all plumbing facilities.....	484,465	394,574	163,519	67,052	267,475	42,862	95,868	29,453	42,511	518,758
Lacking some or all facilities.....	62,801	39,969	43,248	35,199	68,896	8,540	18,219	2,696	5,029	39,142
Deteriorating.....	108,132	108,220	55,245	83,971	113,270	16,492	32,205	5,891	11,822	108,229
With all plumbing facilities.....	77,737	81,260	29,111	17,740	48,517	10,403	19,360	4,220	8,415	79,178
Lacking some or all facilities.....	30,395	26,960	26,134	66,231	64,753	6,089	12,845	1,671	3,407	29,051
Dilapidated.....	21,956	30,490	14,910	53,933	35,779	4,947	6,310	1,989	3,425	32,409
Vacant available for sale.....	10,283	25,113	7,709	3,415	14,116	1,845	3,112	905	2,031	14,625
With all plumbing facilities.....	9,460	21,939	5,586	2,644	11,133	1,371	2,272	798	1,641	13,903
Lacking some or all facilities.....	823	3,174	2,123	771	2,983	474	840	107	390	722
Vacant available for rent.....	35,566	61,684	17,597	12,088	37,081	7,497	9,671	3,669	4,062	28,641
With all plumbing facilities.....	25,029	48,760	10,023	7,417	21,366	4,491	6,029	3,279	2,971	23,887
Lacking some or all facilities.....	10,537	12,924	7,574	4,671	15,715	3,006	3,642	390	1,091	4,754
ROOMS										
Median:										
All occupied.....	5.3	5.3	5.1	4.6	4.7	4.5	5.1	4.2	5.3	5.2
Vacant available for sale.....	5.7	5.2	5.1	5.0	5.1	4.5	5.2	5.0	5.5	5.9
Vacant available for rent.....	3.8	3.7	3.1	3.6	3.3	2.7	3.4	3.1	3.8	3.8
PERSONS										
Median: All occupied.....	2.9	3.1	3.0	3.2	2.6	2.8	2.7	2.6	2.9	3.0

Table 1.--SELECTED HOUSING CHARACTERISTICS, FOR THE UNITED STATES, REGIONS, DIVISIONS, AND STATES: 1960--Con.

Subject	States--Con.									
	New Mexico	New York	North Carolina	North Dakota	Ohio	Oklahoma	Oregon	Pennsylvania	Rhode Island	South Carolina
All housing units.....	281,976	5,695,431	1,322,957	194,597	3,040,915	815,685	622,861	3,581,642	286,757	678,379
TENURE, COLOR, AND VACANCY STATUS										
Occupied.....	251,209	5,248,261	1,204,715	173,362	2,852,321	734,593	558,222	3,350,604	257,335	603,551
Owner occupied.....	163,918	2,551,227	724,580	118,566	1,922,754	492,260	386,558	2,289,322	140,286	345,723
White.....	154,189	2,277,599	629,030	117,393	1,842,289	459,350	381,822	2,189,518	139,050	276,992
Nonwhite.....	9,729	73,628	95,550	1,173	80,465	32,910	4,736	99,804	1,196	68,731
Renter occupied.....	87,291	2,897,034	480,135	54,796	929,567	242,333	171,664	1,061,282	117,049	257,828
White.....	82,466	2,535,976	325,236	53,797	801,752	216,434	166,839	926,920	112,952	149,938
Nonwhite.....	4,825	361,058	154,899	1,039	127,815	25,899	4,825	134,362	4,097	107,890
Vacant.....	30,767	447,170	118,242	21,235	188,594	81,092	64,639	231,038	29,422	74,828
Year round.....	21,806	222,001	88,626	14,735	154,924	67,830	47,715	155,635	15,713	57,643
Sound or deteriorating.....	18,450	202,894	67,158	11,687	137,641	54,252	40,904	135,859	14,116	42,236
Available for sale only.....	2,593	28,458	7,935	1,720	29,108	8,227	6,418	26,601	1,763	4,585
Available for rent.....	8,802	95,556	32,783	3,094	65,246	25,801	17,402	62,002	8,313	21,521
Balance.....	7,055	78,880	26,440	6,873	43,287	20,224	17,084	47,256	4,040	16,130
Dilapidated.....	3,356	19,107	21,468	3,048	17,883	13,578	6,811	17,776	1,597	15,407
Seasonal.....	8,961	225,169	29,616	6,500	33,670	13,262	16,924	75,403	13,709	17,185
CONDITION AND PLUMBING										
All units.....	281,976	5,695,431	1,322,957	194,597	3,040,915	815,685	622,861	3,581,642	286,757	678,379
Sound.....	217,289	4,845,993	911,524	149,818	2,523,977	589,361	496,381	2,990,259	248,822	441,288
With all plumbing facilities.....	192,579	4,583,747	742,845	114,398	2,335,701	530,686	469,832	2,777,871	222,595	363,639
Lacking only hot water.....	1,240	31,293	19,814	1,205	10,115	3,457	1,031	13,621	11,016	15,556
Lack'g priv. toilet or bath or run'g water.....	23,470	230,953	148,865	34,215	178,161	55,218	25,518	198,767	15,211	62,093
Deteriorating.....	47,596	672,597	274,693	34,856	401,160	163,854	95,060	462,883	30,174	145,626
With all plumbing facilities.....	24,332	525,115	88,398	11,886	257,663	94,181	72,480	320,880	19,674	44,391
Lacking only hot water.....	883	19,669	19,109	478	6,135	3,370	918	10,032	4,448	13,075
Lack'g priv. toilet or bath or run'g water.....	22,381	127,813	167,186	22,492	137,362	66,303	21,662	131,971	6,052	88,160
Dilapidated.....	17,091	176,841	136,740	9,923	115,778	62,470	31,420	128,500	7,761	91,465
Owner occupied.....	163,918	2,351,227	724,580	118,566	1,922,754	492,260	386,558	2,289,322	140,286	345,723
Sound.....	136,487	2,154,370	582,594	98,660	1,717,538	395,260	334,295	2,044,552	130,476	272,811
With all plumbing facilities.....	121,611	2,116,499	495,935	79,841	1,637,249	366,527	327,582	1,961,278	126,223	236,185
Lacking some or all facilities.....	14,876	37,871	86,659	18,819	80,289	28,733	6,713	83,274	4,253	36,626
Deteriorating.....	21,107	163,288	106,702	16,186	165,636	73,672	41,704	203,426	8,154	51,783
With all plumbing facilities.....	10,111	137,000	40,354	6,451	113,745	44,280	35,680	152,840	6,429	19,833
Lacking some or all facilities.....	10,996	26,288	66,348	9,735	51,891	29,392	6,024	50,586	1,725	31,950
Dilapidated.....	6,324	33,569	35,284	3,720	39,580	23,328	10,559	41,344	1,656	21,129
Renter occupied.....	87,291	2,897,034	480,135	54,796	929,567	242,333	171,664	1,061,282	117,049	257,828
Sound.....	63,475	2,343,758	266,017	41,044	679,365	153,522	125,555	789,998	95,540	129,780
With all plumbing facilities.....	57,458	2,186,448	199,827	29,975	596,158	132,910	114,357	699,653	80,772	97,744
Lacking some or all facilities.....	6,017	157,310	66,190	11,069	83,207	20,612	11,198	90,345	14,768	32,036
Deteriorating.....	17,358	438,283	136,743	11,187	193,943	65,442	35,459	208,246	17,492	74,863
With all plumbing facilities.....	10,601	346,829	39,183	4,625	124,251	40,034	26,848	141,374	11,298	18,147
Lacking some or all facilities.....	6,757	91,454	97,560	6,562	69,692	25,408	8,611	66,872	6,194	56,716
Dilapidated.....	6,458	114,993	77,375	2,565	56,259	23,369	10,650	63,038	4,017	53,185
Vacant available for sale.....	2,593	28,458	7,935	1,720	29,108	8,227	6,418	26,601	1,763	4,585
With all plumbing facilities.....	2,264	26,496	6,620	798	26,500	7,172	5,898	23,768	1,581	3,919
Lacking some or all facilities.....	329	1,962	1,315	922	2,608	1,055	520	2,833	182	666
Vacant available for rent.....	8,802	95,556	32,783	3,094	65,246	25,801	17,402	62,002	8,313	21,521
With all plumbing facilities.....	7,293	76,776	18,307	1,706	47,853	17,420	13,838	47,101	5,184	13,903
Lacking some or all facilities.....	1,509	18,780	14,476	1,388	17,393	8,381	3,564	14,901	3,129	7,618
ROOMS										
Median:										
All occupied.....	4.4	4.7	4.9	5.0	5.3	4.7	4.9	5.6	5.1	4.8
Vacant available for sale.....	4.9	5.8	5.2	4.9	5.5	5.1	5.1	5.9	5.4	5.4
Vacant available for rent.....	3.3	3.4	4.0	3.4	3.7	3.3	3.2	3.7	4.0	4.0
PERSONS										
Median: All occupied.....	3.4	2.8	3.3	3.2	3.0	2.7	2.7	3.0	2.9	3.4

Table 1.--SELECTED HOUSING CHARACTERISTICS, FOR THE UNITED STATES, REGIONS, DIVISIONS, AND STATES: 1960--Con.

Subject	States--Con.									
	South Dakota	Tennessee	Texas	Utah	Vermont	Virginia	Washington	West Virginia	Wisconsin	Wyoming
All housing units.....	216,449	1,084,365	3,152,657	262,670	136,307	1,170,515	1,009,519	574,357	1,288,318	113,096
TENURE, COLOR, AND VACANCY STATUS										
Occupied.....	194,821	1,003,301	2,777,646	241,532	110,732	1,074,442	894,168	521,142	1,146,040	99,187
Owner occupied.....	130,870	639,665	1,799,494	173,266	73,115	658,159	612,419	335,055	786,560	61,680
White.....	128,347	582,593	1,636,491	171,351	73,034	568,700	600,399	322,731	780,294	60,889
Nonwhite.....	2,523	57,072	163,003	1,915	81	89,459	12,020	12,324	6,266	791
Renter occupied.....	63,951	363,636	978,152	68,266	37,617	416,283	281,749	186,087	359,480	37,507
White.....	61,638	273,328	815,389	66,218	37,516	316,173	267,397	175,030	344,477	36,756
Nonwhite.....	2,313	90,308	162,763	2,048	101	100,110	14,352	11,057	15,003	751
Vacant.....	21,628	81,064	375,011	21,138	25,575	96,073	115,351	53,215	142,278	13,909
Year round.....	14,404	68,085	292,524	16,317	9,058	77,623	78,012	42,672	60,697	7,913
Sound or deteriorating.....	11,673	52,640	243,426	14,127	7,514	64,504	68,725	33,054	53,113	6,643
Available for sale only.....	1,462	9,418	41,180	3,280	1,129	10,647	11,345	3,921	9,303	749
Available for rent.....	3,812	24,004	122,750	6,510	2,466	30,720	37,518	16,054	20,732	3,278
Balance.....	6,399	19,218	79,496	4,337	3,919	23,137	19,862	13,079	23,078	2,616
Dilapidated.....	2,731	15,445	49,098	2,190	1,544	13,119	9,287	9,618	7,584	1,270
Seasonal.....	7,224	12,979	82,487	4,821	16,517	18,450	37,339	10,543	81,581	5,996
CONDITION AND PLUMBING										
All units.....	216,449	1,084,365	3,152,657	262,670	136,307	1,170,515	1,009,519	574,357	1,288,318	113,096
Sound.....	165,473	748,510	2,350,864	220,117	103,525	897,004	833,868	388,394	1,087,111	88,197
With all plumbing facilities.....	130,630	611,600	2,141,149	212,762	91,386	764,668	782,601	319,190	953,916	79,671
Lacking only hot water.....	2,118	7,062	47,364	327	2,305	11,482	1,523	3,498	13,115	275
Lack'g priv. toilet or bath or run'g water.....	32,725	129,848	162,351	7,028	9,834	120,854	49,744	65,706	120,080	8,251
Deteriorating.....	40,254	228,682	551,262	34,115	23,843	185,324	135,052	129,584	162,268	19,020
With all plumbing facilities.....	17,105	76,895	308,040	27,607	15,183	67,426	102,967	54,000	92,853	12,146
Lacking only hot water.....	967	6,808	39,297	301	1,783	9,443	1,298	2,261	5,859	178
Lack'g priv. toilet or bath or run'g water.....	22,182	144,979	203,925	6,207	6,877	108,455	30,787	73,263	63,556	6,696
Dilapidated.....	10,722	107,173	250,531	8,438	8,939	88,187	40,599	56,439	38,939	5,879
Owner occupied.....	130,870	639,665	1,799,494	173,266	73,115	658,159	612,419	335,055	786,560	61,680
Sound.....	108,423	503,683	1,495,967	154,814	58,679	554,167	540,274	256,647	698,610	52,686
With all plumbing facilities.....	91,799	423,944	1,397,300	152,725	55,194	480,479	533,029	217,606	647,349	50,252
Lacking some or all facilities.....	16,624	79,739	98,667	2,089	3,485	73,688	7,245	39,041	51,261	2,434
Deteriorating.....	18,410	102,466	225,034	15,476	10,820	75,581	98,246	59,052	73,511	7,138
With all plumbing facilities.....	8,868	37,582	132,520	13,462	7,506	26,674	51,758	25,654	45,124	5,110
Lacking some or all facilities.....	9,542	64,884	92,514	2,014	3,314	48,907	6,488	33,398	28,387	2,028
Dilapidated.....	4,037	33,516	78,493	2,976	3,616	28,411	13,899	19,356	14,439	1,856
Renter occupied.....	63,951	363,636	978,152	68,266	37,617	416,283	281,749	186,087	359,480	37,507
Sound.....	45,951	204,593	646,951	52,539	26,481	284,610	219,275	107,483	284,884	27,398
With all plumbing facilities.....	33,484	158,197	576,631	49,105	23,583	239,871	196,546	85,984	244,555	24,119
Lacking some or all facilities.....	12,467	46,396	70,320	3,434	2,898	44,739	22,729	21,499	40,329	3,279
Deteriorating.....	14,528	102,731	228,283	12,888	8,148	86,729	48,745	52,365	61,637	7,906
With all plumbing facilities.....	6,707	33,317	132,385	10,721	5,741	32,582	36,505	23,195	39,462	5,445
Lacking some or all facilities.....	7,821	69,414	95,988	2,167	2,407	54,147	12,240	29,170	22,175	2,461
Dilapidated.....	3,472	56,312	102,918	2,839	2,988	44,944	13,729	26,239	12,959	2,203
Vacant available for sale.....	1,462	9,418	41,180	3,280	1,129	10,647	11,345	3,921	9,303	749
With all plumbing facilities.....	744	8,017	37,659	3,059	898	9,304	10,591	2,614	7,300	628
Lacking some or all facilities.....	718	1,401	3,521	221	231	1,343	754	1,307	2,003	121
Vacant available for rent.....	3,812	24,004	122,750	6,510	2,466	30,720	37,518	16,054	20,732	3,278
With all plumbing facilities.....	2,201	13,972	98,858	5,494	1,864	21,429	27,873	8,852	13,752	2,561
Lacking some or all facilities.....	1,611	10,032	23,892	1,016	602	9,291	9,645	7,202	6,980	717
ROOMS										
Median:										
All occupied.....	5.2	4.8	4.7	4.8	5.8	5.1	4.8	5.0	5.3	4.4
Vacant available for sale.....	5.0	5.3	5.0	5.0	6.0	5.6	5.0	5.1	5.2	4.8
Vacant available for rent.....	3.5	3.7	3.4	3.2	3.9	3.9	2.9	4.0	3.9	3.0
PERSONS										
Median: All occupied.....	3.0	3.1	3.0	3.3	3.0	3.2	2.7	3.1	3.0	2.9

Table 2.--CONDITION AND PLUMBING FOR HOUSING UNITS WITH NONWHITE HOUSEHOLD HEADS, FOR THE UNITED STATES, REGIONS, DIVISIONS, AND STATES: 1960

Condition and plumbing	United States	Regions and divisions									
		Northeast			North Central			South			
		Total	New England	Middle Atlantic	Total	East North Central	West North Central	Total	South Atlantic	East South Central	West South Central
All occupied units.....	5,152,658	877,392	71,866	805,526	948,745	777,160	171,585	2,757,995	1,378,304	643,882	735,809
Owner occupied.....	1,974,218	235,677	16,925	218,752	339,715	267,308	72,407	1,145,802	537,853	259,850	348,099
Sound.....	1,250,399	180,808	12,008	168,800	242,100	195,982	46,118	627,429	316,420	131,143	179,866
With all plumbing facilities...	1,021,930	174,299	11,394	162,905	227,264	186,065	41,199	434,039	224,743	82,085	127,211
Lacking some or all facilities..	228,469	6,509	614	5,895	14,836	9,917	4,919	193,390	91,677	49,058	52,655
Deteriorating.....	479,814	42,931	3,928	39,003	71,376	53,377	17,999	330,060	142,189	83,116	104,755
With all plumbing facilities...	215,515	36,839	3,355	33,484	52,893	41,798	11,095	102,453	42,905	23,484	36,064
Lacking some or all facilities..	264,299	6,092	573	5,519	18,483	11,579	6,904	227,607	99,284	59,632	68,691
Dilapidated.....	244,005	11,938	989	10,949	26,239	17,949	8,290	188,313	79,244	45,591	63,478
Renter occupied.....	3,178,440	641,715	54,941	586,774	609,030	509,852	99,178	1,612,193	840,451	384,032	387,710
Sound.....	1,546,875	372,230	28,968	343,262	360,480	310,357	50,123	604,912	342,560	119,754	142,598
With all plumbing facilities...	1,195,115	319,035	25,410	293,625	300,097	262,599	37,498	390,461	231,543	63,770	95,148
Lacking some or all facilities..	351,760	53,195	3,558	49,637	60,383	47,758	12,625	214,451	111,017	55,984	47,450
Deteriorating.....	990,447	191,894	18,302	173,592	176,767	144,095	32,672	549,908	276,244	139,711	133,933
With all plumbing facilities...	411,475	137,455	12,803	124,652	106,271	92,361	13,910	118,629	63,051	38,058	37,520
Lacking some or all facilities..	578,972	54,439	5,499	48,940	70,496	51,734	18,762	431,279	213,193	121,653	96,433
Dilapidated.....	641,118	77,591	7,671	69,920	71,783	55,400	16,383	457,373	221,647	124,567	111,159

Condition and plumbing	Regions and divisions--Con.				States						
	West			Alabama	Alaska	Arizona	Arkansas	California	Colorado	Connecticut	Delaware
	Total	Mountain	Pacific								
All occupied units.....	568,526	74,733	493,793	228,369	9,346	28,194	97,436	350,412	14,424	28,875	15,673
Owner occupied.....	253,024	40,515	212,509	96,686	6,103	16,537	44,629	145,052	5,913	6,256	6,135
Sound.....	200,062	22,076	177,986	48,048	2,000	7,262	16,338	126,251	4,373	4,650	4,245
With all plumbing facilities...	186,328	13,369	172,959	28,644	633	3,874	8,481	124,814	4,371	4,543	3,525
Lacking some or all facilities..	13,734	8,707	5,027	19,404	1,367	3,388	8,057	1,437	202	107	720
Deteriorating.....	35,447	9,751	25,696	30,695	2,553	4,312	16,552	14,323	1,091	1,257	1,275
With all plumbing facilities...	23,330	3,069	20,261	7,913	443	1,020	3,620	12,999	957	1,145	621
Lacking some or all facilities..	12,117	6,682	5,435	22,782	2,110	3,292	12,932	1,324	134	112	654
Dilapidated.....	17,515	8,688	8,827	17,943	1,550	4,963	11,539	4,478	249	349	615
Renter occupied.....	315,502	34,218	281,284	131,683	3,243	11,657	52,807	205,360	8,511	22,619	9,538
Sound.....	209,253	17,189	192,064	36,486	1,705	4,641	10,084	149,038	5,216	12,533	4,296
With all plumbing facilities...	185,522	13,989	171,533	18,818	1,346	3,858	3,995	135,580	4,366	11,163	2,953
Lacking some or all facilities..	23,731	3,200	20,531	17,668	359	783	6,089	13,458	850	1,370	1,343
Deteriorating.....	71,878	10,005	61,873	46,485	898	3,358	21,157	41,144	2,730	6,472	3,270
With all plumbing facilities...	49,120	5,393	43,727	5,101	414	1,403	1,988	32,029	1,879	4,455	1,523
Lacking some or all facilities..	22,758	4,612	18,146	41,384	484	1,955	19,169	9,115	851	2,017	1,747
Dilapidated.....	34,371	7,024	27,347	48,712	640	3,658	21,566	15,178	565	3,614	1,972

Condition and plumbing	States--Con.										
	District of Columbia	Florida	Georgia	Hawaii	Idaho	Illinois	Indiana	Iowa	Kansas	Kentucky	Louisiana
All occupied units.....	111,302	224,237	263,524	98,102	2,179	289,467	70,733	7,541	26,588	60,514	253,998
Owner occupied.....	36,042	91,097	89,679	44,598	1,133	65,043	33,371	4,332	15,608	27,032	107,557
Sound.....	32,533	53,829	46,618	37,346	659	46,257	23,537	2,377	9,789	14,395	57,804
With all plumbing facilities...	31,896	38,868	30,556	35,580	489	43,222	21,853	2,148	8,986	11,119	37,123
Lacking some or all facilities..	637	14,961	16,062	1,766	170	3,035	1,684	229	803	3,276	20,681
Deteriorating.....	3,220	24,371	27,691	5,624	289	13,962	7,128	1,350	4,014	8,221	32,367
With all plumbing facilities...	3,011	8,042	7,838	4,193	105	9,880	5,019	959	2,620	3,472	10,510
Lacking some or all facilities..	209	16,329	19,853	1,431	184	4,082	2,109	371	1,194	4,749	21,857
Dilapidated.....	289	12,897	15,370	1,628	185	4,824	2,706	625	1,805	4,416	17,386
Renter occupied.....	75,260	133,140	173,845	53,504	1,046	224,424	37,362	3,209	10,980	33,482	146,441
Sound.....	60,630	60,187	54,425	29,581	477	143,564	20,253	1,123	5,342	13,164	51,141
With all plumbing facilities...	54,281	39,664	33,478	25,280	372	116,338	16,003	748	4,271	9,250	28,269
Lacking some or all facilities..	6,349	20,523	20,947	4,301	105	27,226	4,250	375	971	3,914	22,872
Deteriorating.....	12,247	41,494	60,607	14,689	349	59,999	11,320	1,304	3,503	10,945	50,751
With all plumbing facilities...	9,361	7,353	7,745	7,990	180	33,605	5,669	576	2,045	3,141	9,167
Lacking some or all facilities..	2,886	34,141	52,862	6,699	169	26,394	5,651	728	1,458	7,804	41,584
Dilapidated.....	2,383	31,499	58,813	9,234	220	20,861	5,789	782	2,235	9,373	44,549

Table 2.--CONDITION AND PLUMBING FOR HOUSING UNITS WITH NONWHITE HOUSEHOLD HEADS, FOR THE UNITED STATES, REGIONS, DIVISIONS, AND STATES: 1960--Con.

Condition and plumbing	States--Con.										
	Maine	Maryland	Massachusetts	Michigan	Minnesota	Mississippi	Missouri	Montana	Nebraska	Nevada	New Hampshire
All occupied units.....	1,176	123,548	35,818	187,411	10,140	207,619	111,166	4,595	9,102	5,282	522
Owner occupied.....	401	48,836	8,852	82,163	4,699	79,060	39,946	2,394	4,126	2,103	139
Sound.....	230	36,421	6,161	64,011	3,065	35,659	27,037	832	2,806	1,440	94
With all plumbing facilities...	167	31,723	5,784	62,300	2,702	16,428	24,343	482	2,657	1,331	84
Lacking some or all facilities..	63	4,698	377	1,711	363	19,231	2,694	350	149	109	10
Deteriorating.....	116	8,725	2,241	14,080	1,023	28,337	9,367	727	938	367	30
With all plumbing facilities...	35	4,696	1,942	12,416	550	5,421	5,937	177	753	158	22
Lacking some or all facilities..	81	4,029	299	1,664	473	22,916	3,430	550	185	209	8
Dilapidated.....	55	3,690	450	4,072	611	15,064	3,542	835	382	296	15
Renter occupied.....	775	74,712	26,966	105,248	5,441	128,559	71,220	2,201	4,976	3,179	383
Sound.....	478	40,426	13,532	65,941	2,702	32,364	37,109	713	2,666	2,041	252
With all plumbing facilities...	406	35,619	11,775	61,175	2,121	9,451	27,289	475	2,218	1,756	239
Lacking some or all facilities..	72	4,807	1,737	4,766	581	22,913	9,220	238	448	285	13
Deteriorating.....	199	22,834	10,389	28,622	1,789	53,267	23,483	754	1,563	699	87
With all plumbing facilities...	115	15,494	7,425	23,926	1,080	3,684	8,985	345	967	353	72
Lacking some or all facilities..	84	7,340	2,964	4,696	709	49,583	14,498	409	596	346	15
Dilapidated.....	98	11,452	3,045	10,685	950	42,928	10,628	734	747	439	44

Condition and plumbing	States--Con.										
	New Jersey	New Mexico	New York	North Carolina	North Dakota	Ohio	Oklahoma	Oregon	Pennsylvania	Rhode Island	South Carolina
All occupied units.....	136,674	14,554	434,686	250,449	2,212	208,280	58,809	9,561	234,166	5,293	176,621
Owner occupied.....	45,320	9,729	73,628	95,550	1,173	80,465	32,910	4,736	99,804	1,196	68,731
Sound.....	31,510	5,648	59,790	51,283	268	58,094	16,727	3,532	77,300	813	31,531
With all plumbing facilities...	29,806	1,448	58,107	31,353	102	55,034	13,031	3,401	74,992	769	16,052
Lacking some or all facilities..	1,704	4,200	1,683	19,930	166	3,060	3,696	131	2,508	44	15,479
Deteriorating.....	10,247	2,321	10,925	28,088	423	16,584	9,722	954	17,831	266	22,299
With all plumbing facilities...	8,507	380	9,610	6,711	29	13,301	3,728	781	15,367	198	4,007
Lacking some or all facilities..	1,740	1,941	1,315	21,377	394	3,283	5,994	173	2,464	68	18,292
Dilapidated.....	3,563	1,760	2,913	16,179	482	5,787	6,461	250	4,473	117	14,901
Renter occupied.....	91,354	4,825	361,058	154,899	1,039	127,815	25,899	4,825	134,362	4,097	107,890
Sound.....	44,476	2,558	224,166	49,592	348	72,659	9,978	2,701	74,620	2,114	26,417
With all plumbing facilities...	38,581	1,918	189,571	26,033	241	62,165	7,320	2,163	65,473	1,777	9,529
Lacking some or all facilities..	5,895	640	34,595	23,559	107	10,494	2,658	538	9,147	337	16,888
Deteriorating.....	30,666	1,241	100,009	57,175	337	38,934	9,445	1,524	42,917	1,125	41,201
With all plumbing facilities...	20,245	661	73,411	8,289	85	25,036	4,528	1,012	30,996	713	3,258
Lacking some or all facilities..	10,421	580	26,598	48,886	249	13,898	4,917	512	11,921	412	37,843
Dilapidated.....	16,212	1,026	36,883	48,132	354	16,222	6,476	600	16,825	858	40,272

Condition and plumbing	States--Con.									
	South Dakota	Tennessee	Texas	Utah	Vermont	Virginia	Washington	West Virginia	Wisconsin	Wyoming
All occupied units.....	4,836	147,380	325,566	3,963	182	189,569	26,372	23,381	21,269	1,542
Owner occupied.....	2,523	57,072	163,003	1,915	81	89,459	12,020	12,324	6,266	791
Sound.....	776	33,041	88,797	1,225	60	53,671	8,857	6,289	4,083	437
With all plumbing facilities...	261	25,894	68,576	1,107	47	35,888	8,531	4,882	3,656	287
Lacking some or all facilities..	515	7,147	20,221	118	13	17,783	326	1,407	427	170
Deteriorating.....	904	15,863	46,114	383	18	22,509	2,242	4,011	1,623	261
With all plumbing facilities...	47	6,678	18,206	195	13	6,220	1,845	1,759	1,152	77
Lacking some or all facilities..	857	9,185	27,908	188	5	16,289	397	2,252	441	184
Dilapidated.....	843	8,168	28,092	307	3	13,279	921	2,024	560	93
Renter occupied.....	2,313	90,308	162,563	2,048	101	100,110	14,352	11,057	15,003	751
Sound.....	933	37,740	71,395	1,233	59	42,926	9,039	3,661	7,940	310
With all plumbing facilities...	610	26,251	55,564	1,021	50	27,684	7,164	2,302	6,918	213
Lacking some or all facilities..	323	11,489	15,831	212	9	15,242	1,875	1,359	1,022	87
Deteriorating.....	693	29,014	52,600	595	30	33,090	3,618	4,326	5,220	279
With all plumbing facilities...	169	6,132	21,837	408	23	8,374	2,282	1,554	4,125	164
Lacking some or all facilities..	524	22,882	30,763	187	7	24,716	1,336	2,772	1,095	115
Dilapidated.....	687	23,534	38,568	220	12	24,094	1,695	3,070	1,843	162