

**U.S. CENSUSES OF POPULATION  
AND HOUSING : 1960**

Final Report PHC(1)-94

**CENSUS TRACTS**

**Mobile,  
Ala.**

*Standard Metropolitan Statistical Area*

*Prepared under the supervision of*  
HOWARD G. BRUNSMAN, Chief  
Population Division, and  
WAYNE F. DAUGHERTY, Chief  
Housing Division




**U.S. DEPARTMENT OF COMMERCE**

**Luther H. Hodges, Secretary**

**BUREAU OF THE CENSUS**

Richard M. Scammon, *Director (From May 1, 1961)*

Robert W. Burgess, *Director (To March 3, 1961)*





# U.S. DEPARTMENT OF COMMERCE BUREAU OF THE CENSUS

RICHARD M. SCAMMON, *Director*

A. ROSS ECKLER, *Deputy Director*  
HOWARD C. GRIEVES, *Assistant Director*  
CONRAD TAEUBER, *Assistant Director*  
MORRIS H. HANSEN, *Assistant Director for Research and Development*  
CHARLES B. LAWRENCE, JR., *Assistant Director for Operations*  
WALTER L. KEHRES, *Assistant Director for Administration*  
CALVERT L. DEDRICK, *Chief, International Statistical Programs Office*  
A. W. VON STRUVE, *Public Information Officer*

#### Population Division—

HOWARD G. BRUNSMAN, *Chief*  
HENRY S. SHRYOCK, JR., *Assistant Chief*  
DAVID L. KAPLAN, *Decennial Census Planner*  
SIGMUND SCHOR, *Systems Coordinator*

#### Housing Division—

WAYNE F. DAUGHERTY, *Chief*  
DANIEL B. RATHBUN, *Assistant Chief*  
BEULAH WASHABAUGH, *Special Assistant*  
MILTON D. LIEBERMAN, *Chief, Coordination and Research*

Decennial Operations Division—MORTON A. MEYER, *Chief*

Field Division—JEFFERSON D. MCPIKE, *Chief*

Geography Division—WILLIAM T. FAX, *Chief*

Statistical Methods Division—JOSEPH STEINBERG, *Chief*

Library of Congress Card Number: A61-9354

The figures in this report supersede the figures for corresponding items shown in table PH-1 which was distributed in unpublished form during the first half of 1961.

#### SUGGESTED CITATION

U.S. Bureau of the Census. *U.S. Censuses of Population and Housing: 1960. Census Tracts.*  
Final Report PHC(1)-94.  
U.S. Government Printing Office, Washington, D.C., 1961.

For sale by the Superintendent of Documents, U.S. Government Printing Office, Washington 25, D.C.  
or any of the Field Offices of the Department of Commerce - Price 45 cents.







Table P-1.—GENERAL CHARACTERISTICS OF THE POPULATION, BY CENSUS TRACTS: 1960—Con.

[Asterisk (\*) denotes statistics based on 25-percent sample. Population per household not shown where less than 50 persons in households. Median not shown where base is less than 200]

Table with 12 columns (TRACT 0018-0028) and multiple rows of demographic data including Race and Country of Origin, Household Relationship, School Enrollment, Years of School Completed, Residence in 1955, and Family Income in 1959.









Table P-2.—AGE, COLOR, AND MARITAL STATUS OF THE POPULATION, BY SEX, BY CENSUS TRACTS: 1960—Con. [Median not shown where base is less than 50]

MOBILE--CON. Table with columns for SUBJECT, TRACT 0014, TRACT 0015, TRACT 0016, TRACT 0017, TRACT 0018, TRACT 0019, and sub-columns for MALE and FEMALE. Rows include AGE (TOTAL, UNDER 1 YEAR, 1-21 YEARS, 5-19 YEARS, 25-59 YEARS, 60-85 YEARS, MEDIAN AGE), WHITE, NONWHITE, and MARITAL STATUS (TOTAL, 14 YEARS AND OVER, SINGLE, MARRIED, SEPARATED, WIDOWED, DIVORCED).

Table P-2.—AGE, COLOR, AND MARITAL STATUS OF THE POPULATION, BY SEX, BY CENSUS TRACTS: 1960—Con.  
[Median not shown where base is less than 50]

Table with columns for SUBJECT, TRACT 0020, TRACT 0021, TRACT 0022, TRACT 0023, TRACT 0024, TRACT 0025, and rows for AGE, WHITE, NONWHITE, and MARITAL STATUS. Includes sub-columns for MALE and FEMALE counts.











Table P-3.—LABOR FORCE CHARACTERISTICS OF THE POPULATION, BY CENSUS TRACTS: 1960—Con.

[Based on 25-percent sample. Percent not shown where base is less than 200]

Table with columns for SUBJECT, TRACT 0018 through TRACT 0028, and MOBILE--CON. Rows include Employment Status, Occupation, and Means of Transport.

Table P-3.—LABOR FORCE CHARACTERISTICS OF THE POPULATION, BY CENSUS TRACTS: 1960—Con.

[Based on 25-percent sample. Percent not shown where base is less than 200]

Table with 12 columns (Subject, Tract 0029, 0030, 0031, 0032, 0033, 0034, 0035, 0036, 0037, 0038, 0039) and rows detailing employment status, gender, industry, and occupation across various census tracts.

Table P-4.—CHARACTERISTICS OF THE NONWHITE POPULATION, FOR CENSUS TRACTS WITH 400 OR MORE SUCH PERSONS: 1960

[Asterisk (\*) denotes statistics based on 25-percent sample. Population per household not shown where less than 50 persons in households. Median and percent not shown where base is less than 200]

Table with columns: SUBJECT, MOBILE COUNTY (TOTAL, MOBILE, PRICHARD (UNTRACTED), BALANCE (UNTRACTED)), and MOBILE (TRACT 0002, 0003, 0004, 0005, 0006, 0007, 0008). Rows include Household Relationship, Years of School Completed, Residence in 1955, Family Income in 1959, Employment Status and Occupation for males and females.







Table H-1.—OCCUPANCY AND STRUCTURAL CHARACTERISTICS OF HOUSING UNITS, BY CENSUS TRACTS: 1960—Con.

[Some data based on sample; see text. Median not shown where base is less than 50]

| SUBJECT                                     | MOBILE--CON.  |               |               |               |               |                     |               |               |               |               |               |
|---|---------------|---------------|---------------|---------------|---------------|---------------------|---------------|---------------|---------------|---------------|---------------|
|   | TRACT<br>0008 | TRACT<br>0009 | TRACT<br>0010 | TRACT<br>0011 | TRACT<br>0012 | TRACT<br>0012<br>CV | TRACT<br>0013 | TRACT<br>0014 | TRACT<br>0015 | TRACT<br>0016 | TRACT<br>0017 |
| ALL HOUSING UNITS . . . . .                 | 1 536         | 3 093         | 2 710         | 2 875         | 1 792         | ...                 | 2 136         | 1 364         | 2 193         | 223           | 974           |
| TENURE, COLOR, AND VACANCY STATUS           |               |               |               |               |               |                     |               |               |               |               |               |
| OWNER OCCUPIED . . . . .                    | 987           | 1 726         | 1 068         | 1 050         | 536           | ...                 | 1 132         | 653           | 425           | ...           | 672           |
| WHITE . . . . .                             | 599           | 1 708         | 995           | 263           | 201           | ...                 | 1 037         | 173           | 323           | ...           | 655           |
| NONWHITE . . . . .                          | 388           | 18            | 73            | 787           | 335           | ...                 | 95            | 480           | 102           | ...           | 17            |
| RENTER OCCUPIED . . . . .                   | 465           | 1 143         | 1 377         | 1 602         | 996           | ...                 | 877           | 657           | 1 410         | 174           | 224           |
| WHITE . . . . .                             | 243           | 1 115         | 1 264         | 269           | 441           | ...                 | 778           | 61            | 1 357         | 171           | 220           |
| NONWHITE . . . . .                          | 222           | 28            | 113           | 1 333         | 555           | ...                 | 99            | 596           | 53            | 3             | 4             |
| AVAILABLE VACANT . . . . .                  | 66            | 168           | 191           | 126           | 81            | ...                 | 98            | 43            | 342           | 49            | 65            |
| FOR SALE ONLY . . . . .                     | 21            | 16            | 14            | 9             | 6             | ...                 | 9             | 4             | 2             | ...           | 21            |
| FOR RENT . . . . .                          | 45            | 152           | 177           | 117           | 75            | ...                 | 89            | 39            | 340           | 49            | 44            |
| OTHER VACANT . . . . .                      | 18            | 56            | 74            | 97            | 179           | ...                 | 29            | 11            | 16            | ...           | 13            |
| CONDITION AND PLUMBING                      |               |               |               |               |               |                     |               |               |               |               |               |
| SOUND . . . . .                             | 1 288         | 2 464         | 2 209         | 1 310         | 393           | ...                 | 1 886         | 1 090         | 1 210         | 223           | 839           |
| WITH ALL PLUMBING FACILITIES . . . . .      | 1 257         | 2 440         | 2 112         | 1 042         | 278           | ...                 | 1 810         | 968           | 1 193         | 223           | 838           |
| LACKING ONLY HOT WATER . . . . .            | 11            | 3             | 14            | 112           | 16            | ...                 | 18            | 40            | 9             | ...           | 1             |
| LACKING OTHER PLUMBING FACILITIES . . . . . | 20            | 21            | 83            | 156           | 99            | ...                 | 58            | 82            | 8             | ...           | ...           |
| DETERIORATING . . . . .                     | 228           | 580           | 440           | 1 138         | 688           | ...                 | 233           | 217           | 948           | ...           | 114           |
| WITH ALL PLUMBING FACILITIES . . . . .      | 136           | 541           | 368           | 457           | 335           | ...                 | 182           | 103           | 920           | ...           | 98            |
| LACKING ONLY HOT WATER . . . . .            | 33            | 9             | 28            | 246           | 44            | ...                 | 23            | 38            | 14            | ...           | 15            |
| LACKING OTHER PLUMBING FACILITIES . . . . . | 59            | 30            | 44            | 435           | 309           | ...                 | 28            | 76            | 14            | ...           | 1             |
| DILAPIDATED . . . . .                       | 20            | 49            | 61            | 427           | 711           | ...                 | 17            | 57            | 35            | ...           | 21            |
| BATHROOMS                                   |               |               |               |               |               |                     |               |               |               |               |               |
| 1 . . . . .                                 | 1 279         | 2 256         | 2 196         | 1 575         | 884           | ...                 | 1 869         | 1 005         | 2 065         | 213           | 880           |
| MORE THAN 1 . . . . .                       | 123           | 754           | 344           | 104           | 33            | ...                 | 89            | 60            | 45            | 10            | 71            |
| SHARED OR NONE . . . . .                    | 134           | 83            | 170           | 1 196         | 875           | ...                 | 178           | 299           | 83            | ...           | 23            |
| ROOMS                                       |               |               |               |               |               |                     |               |               |               |               |               |
| 1 ROOM . . . . .                            | 4             | 22            | 70            | 171           | 201           | ...                 | 20            | 14            | 1             | ...           | 2             |
| 2 ROOMS . . . . .                           | 18            | 150           | 219           | 403           | 316           | ...                 | 118           | 133           | 14            | ...           | 19            |
| 3 ROOMS . . . . .                           | 152           | 409           | 589           | 856           | 494           | ...                 | 344           | 281           | 285           | 53            | 117           |
| 4 ROOMS . . . . .                           | 407           | 411           | 534           | 536           | 277           | ...                 | 492           | 389           | 1 081         | 8             | 215           |
| 5 ROOMS . . . . .                           | 552           | 619           | 500           | 406           | 229           | ...                 | 591           | 247           | 630           | 93            | 327           |
| 6 ROOMS . . . . .                           | 298           | 710           | 366           | 289           | 163           | ...                 | 407           | 209           | 141           | 45            | 214           |
| 7 ROOMS . . . . .                           | 82            | 413           | 199           | 127           | 57            | ...                 | 126           | 73            | 22            | 15            | 69            |
| 8 ROOMS OR MORE . . . . .                   | 23            | 359           | 233           | 87            | 55            | ...                 | 38            | 18            | 19            | 9             | 11            |
| MEDIAN . . . . .                            | 4.8           | 5.4           | 4.4           | 3.5           | 3.3           | ...                 | 4.7           | 4.2           | 4.2           | 5.0           | 4.9           |
| UNITS IN STRUCTURE                          |               |               |               |               |               |                     |               |               |               |               |               |
| 1 . . . . .                                 | 1 417         | 2 515         | 1 558         | 2 290         | 1 257         | ...                 | 1 739         | 1 254         | 1 145         | 30            | 855           |
| 2 . . . . .                                 | 54            | 302           | 409           | 208           | 159           | ...                 | 275           | 61            | 434           | 183           | 14            |
| 3 AND 4 . . . . .                           | 42            | 158           | 350           | 172           | 124           | ...                 | 88            | 29            | 292           | 5             | 4             |
| 5 TO 9 . . . . .                            | 23            | 66            | 266           | 126           | 171           | ...                 | 29            | 20            | 322           | 5             | 101           |
| 10 OR MORE . . . . .                        | ...           | 52            | 127           | 79            | 81            | ...                 | 5             | ...           | ...           | ...           | ...           |
| YEAR STRUCTURE BUILT                        |               |               |               |               |               |                     |               |               |               |               |               |
| 1950 TO MARCH 1960 . . . . .                | 980           | 217           | 119           | 99            | 149           | ...                 | 238           | 132           | 224           | ...           | 652           |
| 1940 TO 1949 . . . . .                      | 330           | 358           | 161           | 225           | 439           | ...                 | 469           | 736           | 1 751         | 215           | 168           |
| 1939 OR EARLIER . . . . .                   | 226           | 2 518         | 2 430         | 2 551         | 1 204         | ...                 | 1 429         | 496           | 218           | 8             | 154           |
| BASEMENT                                    |               |               |               |               |               |                     |               |               |               |               |               |
| BASEMENT . . . . .                          | 9             | 181           | 100           | 22            | 22            | ...                 | 8             | 15            | ...           | ...           | ...           |
| CONCRETE SLAB . . . . .                     | 741           | 153           | 195           | 175           | 68            | ...                 | 114           | 122           | 494           | 183           | 429           |
| OTHER . . . . .                             | 786           | 2 759         | 2 415         | 2 678         | 1 702         | ...                 | 2 014         | 1 227         | 1 699         | 40            | 545           |
| HEATING EQUIPMENT                           |               |               |               |               |               |                     |               |               |               |               |               |
| STEAM OR HOT WATER . . . . .                | ...           | 77            | 96            | 21            | 3             | ...                 | ...           | 4             | ...           | ...           | ...           |
| WARM AIR FURNACE . . . . .                  | 694           | 430           | 138           | 20            | 44            | ...                 | 152           | 157           | 135           | 9             | 303           |
| BUILT-IN ROOM UNITS . . . . .               | 352           | 1 205         | 329           | 28            | 81            | ...                 | 451           | 618           | 959           | 210           | 261           |
| OTHER MEANS WITH FLUE . . . . .             | 138           | 95            | 121           | 406           | 315           | ...                 | 102           | 40            | 669           | 4             | 224           |
| OTHER MEANS WITHOUT FLUE . . . . .          | 339           | 1 286         | 2 010         | 2 355         | 1 313         | ...                 | 1 408         | 442           | 426           | ...           | 183           |
| NONE . . . . .                              | 13            | ...           | 16            | 45            | 36            | ...                 | 23            | 103           | 4             | ...           | 3             |
| ALL OCCUPIED UNITS . . . . .                | 1 452         | 2 869         | 2 445         | 2 652         | 1 532         | ...                 | 2 009         | 1 310         | 1 835         | 174           | 896           |
| PERSONS                                     |               |               |               |               |               |                     |               |               |               |               |               |
| 1 PERSON . . . . .                          | 104           | 589           | 617           | 452           | 378           | ...                 | 255           | 137           | 157           | 1             | 52            |
| 2 PERSONS . . . . .                         | 296           | 1 026         | 751           | 676           | 373           | ...                 | 607           | 270           | 395           | 28            | 234           |
| 3 PERSONS . . . . .                         | 291           | 516           | 453           | 424           | 229           | ...                 | 422           | 218           | 377           | 44            | 208           |
| 4 PERSONS . . . . .                         | 277           | 351           | 268           | 296           | 152           | ...                 | 308           | 198           | 315           | 48            | 198           |
| 5 PERSONS . . . . .                         | 204           | 203           | 171           | 242           | 122           | ...                 | 202           | 142           | 261           | 32            | 109           |
| 6 PERSONS OR MORE . . . . .                 | 280           | 184           | 185           | 562           | 278           | ...                 | 215           | 345           | 330           | 21            | 95            |
| MEDIAN! . . . . .                           |               |               |               |               |               |                     |               |               |               |               |               |
| ALL OCCUPIED . . . . .                      | 3.6           | 2.3           | 2.3           | 3.0           | 2.6           | ...                 | 2.8           | 3.7           | 3.5           | 3.8           | 3.3           |
| OWNER . . . . .                             | 4.0           | 2.5           | 2.5           | 3.2           | 2.8           | ...                 | 2.7           | 3.6           | 3.6           | ...           | 3.1           |
| RENTER . . . . .                            | 3.1           | 2.2           | 2.2           | 2.9           | 2.5           | ...                 | 3.2           | 3.6           | 3.6           | ...           | 3.7           |
| PERSONS PER ROOM                            |               |               |               |               |               |                     |               |               |               |               |               |
| 0.50 OR LESS . . . . .                      | 429           | 1 775         | 1 273         | 784           | 457           | ...                 | 823           | 344           | 458           | 32            | 303           |
| 0.51 TO 0.75 . . . . .                      | 340           | 612           | 551           | 459           | 268           | ...                 | 466           | 220           | 468           | 62            | 229           |
| 0.76 TO 1.00 . . . . .                      | 360           | 385           | 398           | 524           | 387           | ...                 | 453           | 284           | 476           | 70            | 270           |
| 1.01 OR MORE . . . . .                      | 323           | 97            | 223           | 885           | 420           | ...                 | 267           | 462           | 433           | 10            | 94            |

Table H-1.—OCCUPANCY AND STRUCTURAL CHARACTERISTICS OF HOUSING UNITS, BY CENSUS TRACTS: 1960—Con.

[Some data based on sample; see text. Median not shown where base is less than 50]

| SUBJECT                                     | MOBILE--CON.  |               |               |               |               |               |               |               |               |               |               |
|---|---------------|---------------|---------------|---------------|---------------|---------------|---------------|---------------|---------------|---------------|---------------|
|   | TRACT<br>0018 | TRACT<br>0019 | TRACT<br>0020 | TRACT<br>0021 | TRACT<br>0022 | TRACT<br>0023 | TRACT<br>0024 | TRACT<br>0025 | TRACT<br>0026 | TRACT<br>0027 | TRACT<br>0028 |
| ALL HOUSING UNITS. . . . .                  | 692           | 1 430         | 501           | 1 163         | 1 250         | 1 954         | 1 677         | 3 412         | 1 367         | 1 254         | 1 742         |
| TENURE, COLOR, AND VACANCY<br>STATUS        |               |               |               |               |               |               |               |               |               |               |               |
| OWNER OCCUPIED . . . . .                    | 485           | 1 117         | 360           | 983           | 1 019         | 1 314         | 951           | 2 198         | 819           | 822           | 1 202         |
| WHITE. . . . .                              | 434           | 1 092         | 353           | 983           | 1 019         | 1 313         | 951           | 2 197         | 822           | 814           | 1 201         |
| NONWHITE . . . . .                          | 51            | 25            | 7             | ...           | ...           | 1             | ...           | 1             | 197           | 208           | 1             |
| RENTER OCCUPIED. . . . .                    | 103           | 154           | 65            | 93            | 195           | 578           | 625           | 1 056         | 452           | 364           | 458           |
| WHITE. . . . .                              | 69            | 144           | 52            | 93            | 193           | 576           | 623           | 1 051         | 326           | 245           | 455           |
| NONWHITE . . . . .                          | 34            | 10            | 13            | ...           | 2             | 2             | 2             | 5             | 126           | 119           | 3             |
| AVAILABLE VACANT . . . . .                  | 64            | 104           | 21            | 50            | 28            | 37            | 57            | 104           | 58            | 35            | 63            |
| FOR SALE ONLY. . . . .                      | 44            | 81            | 13            | 35            | 12            | 8             | 7             | 18            | 18            | 13            | 24            |
| FOR RENT . . . . .                          | 20            | 23            | 8             | 15            | 16            | 29            | 50            | 86            | 40            | 22            | 39            |
| OTHER VACANT . . . . .                      | 40            | 55            | 55            | 37            | 8             | 25            | 44            | 54            | 38            | 33            | 19            |
| CONDITION AND PLUMBING                      |               |               |               |               |               |               |               |               |               |               |               |
| SOUND. . . . .                              | 587           | 1 122         | 450           | 972           | 691           | 1 754         | 711           | 3 035         | 768           | 880           | 778           |
| WITH ALL PLUMBING FACILITIES . . . . .      | 558           | 1 101         | 437           | 971           | 690           | 1 749         | 711           | 3 024         | 719           | 802           | 778           |
| LACKING ONLY HOT WATER . . . . .            | 19            | 11            | 9             | 1             | 1             | 3             | ...           | 5             | 23            | 28            | ...           |
| LACKING OTHER PLUMBING FACILITIES . . . . . | 10            | 10            | 4             | ...           | ...           | 2             | ...           | 6             | 26            | 50            | ...           |
| DETERIORATING. . . . .                      | 81            | 271           | 38            | 184           | 517           | 193           | 907           | 362           | 533           | 241           | 946           |
| WITH ALL PLUMBING FACILITIES . . . . .      | 32            | 241           | 29            | 183           | 512           | 191           | 891           | 358           | 344           | 167           | 944           |
| LACKING ONLY HOT WATER . . . . .            | 15            | 15            | 3             | 1             | 5             | 1             | 5             | ...           | 116           | 21            | 2             |
| LACKING OTHER PLUMBING FACILITIES . . . . . | 34            | 15            | 6             | ...           | ...           | 1             | 11            | 4             | 73            | 53            | ...           |
| DILAPIDATED. . . . .                        | 24            | 37            | 13            | 7             | 42            | 7             | 59            | 15            | 66            | 133           | 18            |
| BATHROOMS                                   |               |               |               |               |               |               |               |               |               |               |               |
| 1. . . . .                                  | 600           | 1 254         | 400           | 915           | 1 083         | 1 790         | 1 517         | 2 351         | 1 041         | 932           | 1 338         |
| MORE THAN 1. . . . .                        | 27            | 103           | 71            | 248           | 156           | 160           | 139           | 1 051         | 48            | 99            | 390           |
| SHARED OR NONE . . . . .                    | 65            | 73            | 30            | ...           | 11            | 4             | 21            | 10            | 278           | 223           | 14            |
| ROOMS                                       |               |               |               |               |               |               |               |               |               |               |               |
| 1 ROOM . . . . .                            | 4             | 3             | 13            | ...           | 5             | 1             | 10            | 17            | 6             | 17            | 1             |
| 2 ROOMS . . . . .                           | 30            | 22            | 15            | 1             | 17            | 7             | 26            | 47            | 57            | 60            | 4             |
| 3 ROOMS . . . . .                           | 56            | 77            | 22            | 13            | 47            | 31            | 135           | 259           | 257           | 179           | 8             |
| 4 ROOMS . . . . .                           | 127           | 371           | 63            | 35            | 168           | 459           | 387           | 414           | 371           | 270           | 192           |
| 5 ROOMS . . . . .                           | 367           | 542           | 67            | 478           | 495           | 696           | 554           | 808           | 350           | 350           | 680           |
| 6 ROOMS . . . . .                           | 77            | 326           | 265           | 570           | 411           | 592           | 379           | 858           | 248           | 287           | 661           |
| 7 ROOMS . . . . .                           | 20            | 68            | 37            | 53            | 89            | 136           | 148           | 533           | 55            | 71            | 171           |
| 8 ROOMS OR MORE. . . . .                    | 11            | 21            | 19            | 13            | 18            | 32            | 38            | 476           | 23            | 20            | 25            |
| MEDIAN . . . . .                            | 4.9           | 4.9           | 5.8           | 5.6           | 5.3           | 5.2           | 5.0           | 5.7           | 4.5           | 4.8           | 5.5           |
| UNITS IN STRUCTURE                          |               |               |               |               |               |               |               |               |               |               |               |
| 1. . . . .                                  | 686           | 1 425         | 498           | 1 153         | 1 235         | 1 844         | 1 225         | 2 600         | 1 331         | 1 130         | 1 365         |
| 2. . . . .                                  | 6             | 5             | 3             | 5             | 12            | 39            | 157           | 306           | 24            | 94            | 47            |
| 3 AND 4. . . . .                            | ...           | ...           | ...           | 5             | 3             | 71            | 275           | 444           | 6             | 30            | 211           |
| 5 TO 9 . . . . .                            | ...           | ...           | ...           | ...           | ...           | ...           | 15            | 62            | 6             | ...           | 119           |
| 10 OR MORE . . . . .                        | ...           | ...           | ...           | ...           | ...           | ...           | 5             | ...           | ...           | ...           | ...           |
| YEAR STRUCTURE BUILT                        |               |               |               |               |               |               |               |               |               |               |               |
| 1950 TO MARCH 1960 . . . . .                | 466           | 1 005         | 300           | 1 056         | 852           | 959           | 342           | 524           | 430           | 342           | 1 083         |
| 1940 TO 1949 . . . . .                      | 174           | 305           | 141           | 86            | 206           | 949           | 701           | 1 225         | 448           | 238           | 620           |
| 1939 OR EARLIER. . . . .                    | 52            | 120           | 60            | 21            | 192           | 46            | 634           | 1 663         | 489           | 674           | 39            |
| BASEMENT                                    |               |               |               |               |               |               |               |               |               |               |               |
| BASEMENT . . . . .                          | ...           | 5             | 5             | 15            | 20            | 26            | ...           | 195           | ...           | ...           | ...           |
| CONCRETE SLAB. . . . .                      | 217           | 396           | 98            | 990           | 439           | 457           | 233           | 632           | 297           | 84            | 616           |
| OTHER. . . . .                              | 475           | 1 029         | 398           | 158           | 791           | 1 471         | 1 444         | 2 585         | 1 070         | 1 170         | 1 126         |
| HEATING EQUIPMENT                           |               |               |               |               |               |               |               |               |               |               |               |
| STEAM OR HOT WATER . . . . .                | ...           | ...           | 31            | ...           | ...           | 8             | 4             | 144           | ...           | ...           | ...           |
| WARM AIR FURNACE . . . . .                  | 29            | 315           | 268           | 916           | 179           | 357           | 117           | 470           | 19            | 151           | 440           |
| BUILT-IN ROOM UNITS. . . . .                | 163           | 407           | 50            | 189           | 771           | 1 323         | 914           | 2 112         | 415           | 247           | 1 150         |
| OTHER MEANS WITH FLUE. . . . .              | 32            | 100           | 15            | 4             | 65            | 201           | 131           | 108           | 49            | 70            | 33            |
| OTHER MEANS WITHOUT FLUE . . . . .          | 443           | 608           | 122           | 54            | 231           | 65            | 502           | 575           | 820           | 777           | 113           |
| NONE . . . . .                              | 25            | ...           | 15            | ...           | 4             | ...           | 9             | 3             | 64            | 9             | 6             |
| ALL OCCUPIED UNITS . . . . .                | 588           | 1 271         | 425           | 1 076         | 1 214         | 1 892         | 1 576         | 3 254         | 1 271         | 1 186         | 1 660         |
| PERSONS                                     |               |               |               |               |               |               |               |               |               |               |               |
| 1 PERSON . . . . .                          | 33            | 73            | 28            | 36            | 75            | 107           | 197           | 480           | 113           | 117           | 92            |
| 2 PERSONS. . . . .                          | 139           | 308           | 93            | 179           | 245           | 443           | 549           | 1 117         | 263           | 312           | 427           |
| 3 PERSONS. . . . .                          | 112           | 234           | 95            | 240           | 288           | 423           | 358           | 217           | 245           | 245           | 411           |
| 4 PERSONS. . . . .                          | 118           | 286           | 74            | 299           | 299           | 447           | 239           | 483           | 207           | 201           | 388           |
| 5 PERSONS. . . . .                          | 87            | 185           | 67            | 172           | 184           | 257           | 134           | 259           | 172           | 131           | 215           |
| 6 PERSONS OR MORE. . . . .                  | 99            | 185           | 68            | 150           | 123           | 215           | 99            | 231           | 299           | 180           | 127           |
| MEDIAN:                                     |               |               |               |               |               |               |               |               |               |               |               |
| ALL OCCUPIED . . . . .                      | 3.6           | 3.6           | 3.5           | 3.8           | 3.5           | 3.4           | 2.6           | 2.5           | 3.7           | 3.2           | 3.3           |
| OWNER. . . . .                              | 3.7           | 3.7           | 4.0           | 3.7           | 3.6           | 3.4           | 2.7           | 2.9           | 3.7           | 3.2           | 3.3           |
| RENTER . . . . .                            | ...           | ...           | ...           | ...           | ...           | 3.3           | 2.6           | 2.2           | 3.8           | 3.0           | 3.2           |
| PERSONS PER ROOM                            |               |               |               |               |               |               |               |               |               |               |               |
| 0.50 OR LESS . . . . .                      | 169           | 407           | 184           | 341           | 427           | 682           | 802           | 2 009         | 352           | 433           | 704           |
| 0.51 TO 0.75 . . . . .                      | 114           | 290           | 91            | 293           | 327           | 517           | 415           | 756           | 244           | 248           | 490           |
| 0.76 TO 1.00 . . . . .                      | 184           | 395           | 111           | 354           | 347           | 530           | 275           | 418           | 297           | 296           | 411           |
| 1.01 OR MORE . . . . .                      | 121           | 179           | 39            | 88            | 113           | 163           | 84            | 71            | 378           | 209           | 55            |

Table H-1.—OCCUPANCY AND STRUCTURAL CHARACTERISTICS OF HOUSING UNITS, BY CENSUS TRACTS: 1960—Con.

[Some data based on sample; see text. Median not shown where base is less than 50]

| SUBJECT                                     | MOBILE--CON.  |               |               |               |               |               |               |               |               |               |               |
|---|---------------|---------------|---------------|---------------|---------------|---------------|---------------|---------------|---------------|---------------|---------------|
|   | TRACT<br>0029 | TRACT<br>0030 | TRACT<br>0031 | TRACT<br>0032 | TRACT<br>0033 | TRACT<br>0034 | TRACT<br>0035 | TRACT<br>0036 | TRACT<br>0037 | TRACT<br>0038 | TRACT<br>0039 |
| ALL HOUSING UNITS . . . . .                 | 916           | 653           | 812           | 1 651         | 831           | 2 685         | 1 329         | 1 464         | 599           | 574           | 2 115         |
| TENURE, COLOR, AND VACANCY<br>STATUS        |               |               |               |               |               |               |               |               |               |               |               |
| OWNER OCCUPIED . . . . .                    | 806           | 521           | 721           | 1 242         | 680           | 2 274         | 1 162         | 814           | 490           | 263           | 1 384         |
| WHITE . . . . .                             | 805           | 494           | 703           | 1 233         | 631           | 2 267         | 1 162         | 430           | 460           | 11            | 602           |
| NONWHITE . . . . .                          | 1             | 27            | 18            | 9             | 49            | 7             | ...           | 384           | 30            | 252           | 782           |
| RENTER OCCUPIED . . . . .                   | 69            | 69            | 64            | 178           | 102           | 195           | 112           | 81            | 69            | 289           | 425           |
| WHITE . . . . .                             | 68            | 61            | 50            | 176           | 72            | 192           | 111           | 80            | 60            | 6             | 122           |
| NONWHITE . . . . .                          | 1             | 8             | 14            | 2             | 30            | 3             | 1             | 1             | 9             | 283           | 303           |
| AVAILABLE VACANT . . . . .                  | 30            | 36            | 11            | 194           | 36            | 176           | 38            | 527           | 33            | 13            | 114           |
| FOR SALE ONLY . . . . .                     | 21            | 31            | 11            | 164           | 21            | 153           | 31            | 510           | 27            | 1             | 42            |
| FOR RENT . . . . .                          | 9             | 5             | ...           | 30            | 15            | 23            | 7             | 17            | 6             | 12            | 72            |
| OTHER VACANT . . . . .                      | 11            | 27            | 16            | 37            | 13            | 40            | 17            | 42            | 7             | 9             | 192           |
| CONDITION AND PLUMBING                      |               |               |               |               |               |               |               |               |               |               |               |
| SOUND . . . . .                             | 895           | 578           | 785           | 1 604         | 725           | 2 486         | 1 301         | 1 296         | 571           | 126           | 1 218         |
| WITH ALL PLUMBING FACILITIES . . . . .      | 892           | 569           | 774           | 1 598         | 716           | 2 464         | 1 293         | 1 294         | 541           | 65            | 855           |
| LACKING ONLY HOT WATER . . . . .            | 2             | 1             | 4             | 1             | 3             | 8             | 2             | 2             | 8             | 3             | 34            |
| LACKING OTHER PLUMBING FACILITIES . . . . . | 1             | 8             | 7             | 5             | 6             | 14            | 6             | ...           | 22            | 58            | 329           |
| DETERIORATING . . . . .                     | 16            | 56            | 15            | 34            | 95            | 159           | 28            | 145           | 20            | 352           | 644           |
| WITH ALL PLUMBING FACILITIES . . . . .      | 15            | 36            | 7             | 32            | 61            | 131           | 23            | 119           | 9             | 40            | 60            |
| LACKING ONLY HOT WATER . . . . .            | ...           | 2             | ...           | ...           | 5             | 13            | 1             | 8             | 2             | 1             | 30            |
| LACKING OTHER PLUMBING FACILITIES . . . . . | 1             | 18            | 8             | 2             | 29            | 15            | 4             | 18            | 9             | 311           | 554           |
| DILAPIDATED . . . . .                       | 5             | 19            | 12            | 13            | 11            | 40            | ...           | 23            | 8             | 96            | 253           |
| BATHROOMS                                   |               |               |               |               |               |               |               |               |               |               |               |
| 1 . . . . .                                 | 627           | 321           | 327           | 1 102         | 338           | 1 876         | 877           | 1 321         | 454           | 114           | 852           |
| MORE THAN 1 . . . . .                       | 289           | 295           | 422           | 540           | 417           | 722           | 452           | 90            | 106           | 5             | 57            |
| SHARED OR NONE . . . . .                    | ...           | 37            | 36            | 9             | 76            | 87            | ...           | 53            | 39            | 455           | 1 206         |
| ROOMS                                       |               |               |               |               |               |               |               |               |               |               |               |
| 1 ROOM . . . . .                            | 1             | 13            | 1             | 1             | 8             | 4             | 2             | 5             | 3             | 10            | 29            |
| 2 ROOMS . . . . .                           | 3             | 48            | 10            | 1             | 8             | 15            | 4             | 6             | 7             | 28            | 163           |
| 3 ROOMS . . . . .                           | 3             | 111           | 10            | 9             | 33            | 58            | 7             | 26            | 25            | 239           | 458           |
| 4 ROOMS . . . . .                           | 76            | 65            | 54            | 47            | 86            | 244           | 44            | 124           | 107           | 85            | 527           |
| 5 ROOMS . . . . .                           | 429           | 212           | 177           | 765           | 132           | 1 180         | 386           | 926           | 200           | 104           | 499           |
| 6 ROOMS . . . . .                           | 284           | 152           | 268           | 692           | 258           | 881           | 488           | 337           | 191           | 75            | 341           |
| 7 ROOMS . . . . .                           | 104           | 42            | 214           | 111           | 150           | 261           | 234           | 33            | 50            | 24            | 77            |
| 8 ROOMS OR MORE . . . . .                   | 16            | 10            | 78            | 25            | 156           | 42            | 164           | 7             | 16            | 9             | 21            |
| MEDIAN . . . . .                            | 5.4           | 4.9           | 6.1           | 5.5           | 6.1           | 5.4           | 6.0           | 5.1           | 5.3           | 3.6           | 4.3           |
| UNITS IN STRUCTURE                          |               |               |               |               |               |               |               |               |               |               |               |
| 1 . . . . .                                 | 916           | 648           | 780           | 1 645         | 817           | 2 672         | 1 329         | 1 464         | 599           | 559           | 2 109         |
| 2 . . . . .                                 | ...           | ...           | 5             | 6             | 14            | 13            | ...           | ...           | ...           | 15            | ...           |
| 3 AND 4 . . . . .                           | ...           | 5             | ...           | ...           | ...           | ...           | ...           | ...           | ...           | ...           | 6             |
| 5 TO 9 . . . . .                            | ...           | ...           | ...           | ...           | ...           | ...           | ...           | ...           | ...           | ...           | ...           |
| 10 OR MORE . . . . .                        | ...           | ...           | ...           | ...           | ...           | ...           | ...           | ...           | ...           | ...           | ...           |
| YEAR STRUCTURE BUILT                        |               |               |               |               |               |               |               |               |               |               |               |
| 1950 TO MARCH 1960 . . . . .                | 778           | 586           | 711           | 1 574         | 519           | 2 131         | 574           | 1 322         | 448           | 135           | 1 252         |
| 1940 TO 1949 . . . . .                      | 76            | 57            | 41            | 45            | 125           | 333           | 673           | 111           | 67            | 169           | 715           |
| 1939 OR EARLIER . . . . .                   | 62            | 40            | 33            | 32            | 187           | 221           | 82            | 31            | 84            | 270           | 148           |
| BASEMENT                                    |               |               |               |               |               |               |               |               |               |               |               |
| BASEMENT . . . . .                          | 5             | 5             | 42            | 16            | 70            | 67            | 20            | 75            | 17            | ...           | 4             |
| CONCRETE SLAB . . . . .                     | 520           | 260           | 358           | 1 302         | 153           | 1 113         | 484           | 1 075         | 188           | 21            | 87            |
| OTHER . . . . .                             | 391           | 388           | 385           | 333           | 608           | 1 505         | 825           | 314           | 394           | 553           | 2 024         |
| HEATING EQUIPMENT                           |               |               |               |               |               |               |               |               |               |               |               |
| STEAM OR HOT WATER . . . . .                | 4             | ...           | 4             | ...           | 4             | 12            | 4             | 5             | ...           | ...           | ...           |
| WARM AIR FURNACE . . . . .                  | 599           | 395           | 351           | 611           | 483           | 1 334         | 363           | 1 045         | 94            | 12            | 46            |
| BUILT-IN ROOM UNITS . . . . .               | 172           | 62            | 374           | 901           | 186           | 784           | 808           | 127           | 201           | 4             | 520           |
| OTHER MEANS WITH FLUE . . . . .             | 4             | 78            | 25            | 7             | 16            | 91            | 25            | 28            | 5             | 157           | 274           |
| OTHER MEANS WITHOUT FLUE . . . . .          | 137           | 118           | 31            | 128           | 142           | 456           | 129           | 259           | 294           | 401           | 1 249         |
| NONE . . . . .                              | ...           | ...           | ...           | 4             | ...           | 8             | ...           | ...           | 5             | ...           | 26            |
| ALL OCCUPIED UNITS . . . . .                | 875           | 590           | 785           | 1 420         | 782           | 2 469         | 1 274         | 895           | 559           | 552           | 1 809         |
| PERSONS                                     |               |               |               |               |               |               |               |               |               |               |               |
| 1 PERSON . . . . .                          | 28            | 35            | 25            | 32            | 58            | 65            | 59            | 40            | 15            | 73            | 161           |
| 2 PERSONS . . . . .                         | 142           | 151           | 175           | 259           | 172           | 486           | 282           | 135           | 120           | 106           | 320           |
| 3 PERSONS . . . . .                         | 195           | 128           | 162           | 348           | 139           | 581           | 242           | 153           | 113           | 88            | 318           |
| 4 PERSONS . . . . .                         | 248           | 135           | 188           | 416           | 171           | 667           | 321           | 201           | 121           | 71            | 302           |
| 5 PERSONS . . . . .                         | 156           | 91            | 131           | 233           | 121           | 421           | 216           | 136           | 90            | 64            | 219           |
| 6 PERSONS OR MORE . . . . .                 | 106           | 50            | 104           | 132           | 121           | 249           | 154           | 230           | 100           | 150           | 489           |
| MEDIAN:                                     |               |               |               |               |               |               |               |               |               |               |               |
| ALL OCCUPIED . . . . .                      | 3.8           | 3.4           | 3.7           | 3.7           | 3.6           | 3.7           | 3.7           | 4.1           | 3.8           | 3.6           | 3.8           |
| OWNER . . . . .                             | 3.9           | 3.3           | 3.7           | 3.8           | 3.7           | 3.6           | 3.6           | 4.3           | 4.1           | 4.2           | 4.0           |
| RENTER . . . . .                            | ...           | ...           | ...           | ...           | ...           | ...           | ...           | ...           | ...           | 3.3           | 4.2           |
| PERSONS PER ROOM                            |               |               |               |               |               |               |               |               |               |               |               |
| 0.50 OR LESS . . . . .                      | 255           | 171           | 307           | 489           | 344           | 782           | 537           | 213           | 171           | 133           | 415           |
| 0.51 TO 0.75 . . . . .                      | 233           | 156           | 275           | 421           | 248           | 712           | 380           | 199           | 149           | 101           | 354           |
| 0.76 TO 1.00 . . . . .                      | 322           | 167           | 153           | 433           | 136           | 773           | 303           | 290           | 153           | 113           | 427           |
| 1.01 OR MORE . . . . .                      | 65            | 96            | 50            | 77            | 54            | 202           | 54            | 193           | 86            | 205           | 613           |

Table H-2.—YEAR MOVED INTO UNIT, AUTOMOBILES AVAILABLE, AND VALUE OR RENT OF OCCUPIED HOUSING UNITS, BY CENSUS TRACTS: 1960

[Some data based on sample; median not shown where base is insufficient; see text. Plus (+) or minus (-) after number indicates median above or below that number]

| SUBJECT                            | MOBILE COUNTY |        |                       |                      | MOBILE     |            |            |            |            |            |            |
|------------------------------------|---------------|--------|-----------------------|----------------------|------------|------------|------------|------------|------------|------------|------------|
|                                    | TOTAL         | MOBILE | PRICHARD (UNTRACT-ED) | BALANCE (UNTRACT-ED) | TRACT 0001 | TRACT 0002 | TRACT 0003 | TRACT 0004 | TRACT 0005 | TRACT 0006 | TRACT 0007 |
| ALL OCCUPIED UNITS . . . . .       | 83 174        | 55 845 | 11 947                | 15 382               | 128        | 2 555      | 1 179      | 2 219      | 1 780      | 1 303      | 2 084      |
| YEAR MOVED INTO UNIT               |               |        |                       |                      |            |            |            |            |            |            |            |
| 1958 TO MARCH 1960 . . . . .       | 31 112        | 21 046 | 4 462                 | 5 604                | 84         | 1 125      | 260        | 936        | 385        | 352        | 680        |
| 1954 TO 1957 . . . . .             | 20 302        | 13 631 | 2 502                 | 4 169                | 19         | 490        | 206        | 307        | 316        | 355        | 550        |
| 1940 TO 1953 . . . . .             | 24 309        | 15 869 | 3 933                 | 4 507                | 18         | 637        | 475        | 706        | 726        | 520        | 741        |
| 1939 OR EARLIER . . . . .          | 7 451         | 5 299  | 1 050                 | 1 102                | 7          | 303        | 238        | 270        | 353        | 76         | 113        |
| AUTOMOBILES AVAILABLE              |               |        |                       |                      |            |            |            |            |            |            |            |
| 1 . . . . .                        | 42 248        | 28 363 | 5 811                 | ...                  | 42         | 895        | 340        | 598        | 720        | 444        | 1 242      |
| 2 . . . . .                        | 18 178        | 12 157 | 1 802                 | ...                  | 4          | 125        | 23         | 45         | 183        | 144        | 450        |
| 3 OR MORE . . . . .                | 2 214         | 1 425  | 295                   | ...                  | ...        | 9          | ...        | 6          | 5          | 10         | 66         |
| NONE . . . . .                     | 20 540        | 13 906 | 4 039                 | ...                  | 82         | 1 526      | 816        | 1 570      | 872        | 705        | 326        |
| VALUE                              |               |        |                       |                      |            |            |            |            |            |            |            |
| OWNER OCCUPIED . . . . .           | 47 727        | 32 362 | 6 023                 | 9 342                | 4          | 375        | 361        | 478        | 923        | 526        | 1 521      |
| LESS THAN \$5,000 . . . . .        | 6 269         | 2 584  | 1 332                 | 2 353                | ...        | 52         | 83         | 173        | 125        | 69         | 112        |
| \$5,000 TO \$9,900 . . . . .       | 15 079        | 9 087  | 2 981                 | 3 011                | ...        | 157        | 192        | 225        | 469        | 219        | 609        |
| \$10,000 TO \$14,900 . . . . .     | 15 348        | 11 247 | 1 349                 | 2 752                | ...        | 98         | 68         | 62         | 236        | 203        | 666        |
| \$15,000 TO \$19,900 . . . . .     | 6 316         | 5 228  | 238                   | 850                  | ...        | 29         | 17         | 13         | 72         | 24         | 111        |
| \$20,000 TO \$24,900 . . . . .     | 2 107         | 1 833  | 88                    | 186                  | ...        | 1          | 1          | 1          | 16         | 6          | 13         |
| \$25,000 OR MORE . . . . .         | 2 608         | 2 383  | 35                    | 190                  | ...        | 22         | ...        | 4          | 5          | 5          | 10         |
| MEDIAN . . . . . DOLLARS . . . . . | 10 700        | 12 000 | 7 600                 | 8 900                | ...        | 9 300      | 7 500      | 6 500      | 8 600      | 9 400      | 10 300     |
| GROSS RENT                         |               |        |                       |                      |            |            |            |            |            |            |            |
| RENTER OCCUPIED . . . . .          | 30 495        | 21 516 | 5 478                 | 3 501                | 124        | 2 095      | 795        | 1 689      | 800        | 759        | 533        |
| LESS THAN \$20 . . . . .           | 810           | 404    | 149                   | 257                  | 11         | 49         | 20         | 75         | 20         | 5          | 4          |
| \$20 TO \$39 . . . . .             | 7 952         | 5 746  | 1 376                 | 830                  | 32         | 637        | 314        | 790        | 270        | 437        | 81         |
| \$40 TO \$59 . . . . .             | 9 246         | 6 398  | 2 244                 | 604                  | 11         | 856        | 384        | 601        | 342        | 195        | 193        |
| \$60 TO \$79 . . . . .             | 5 948         | 4 195  | 1 222                 | 531                  | 12         | 256        | 28         | 121        | 107        | 89         | 154        |
| \$80 TO \$99 . . . . .             | 2 623         | 2 192  | 171                   | 260                  | 6          | 95         | 23         | 25         | 15         | 12         | 63         |
| \$100 TO \$149 . . . . .           | 1 617         | 1 441  | 53                    | 123                  | 19         | 91         | ...        | ...        | ...        | 17         | 20         |
| \$150 OR MORE . . . . .            | 204           | 173    | 20                    | 11                   | 22         | 17         | 4          | ...        | ...        | ...        | ...        |
| NO CASH RENT . . . . .             | 2 095         | 967    | 243                   | 885                  | 11         | 94         | 22         | 77         | 46         | 4          | 18         |
| MEDIAN . . . . . DOLLARS . . . . . | 52            | 52     | 51                    | 48                   | ...        | 47         | 42         | 39         | 44         | 37         | 58         |
| CONTRACT RENT                      |               |        |                       |                      |            |            |            |            |            |            |            |
| RENTER OCCUPIED . . . . .          | 28 400        | 20 549 | 5 235                 | 2 616                | 113        | 2 001      | 773        | 1 612      | 754        | 755        | 515        |
| MEDIAN . . . . . DOLLARS . . . . . | 42            | 43     | 41                    | 37                   | ...        | 39         | 30         | 30         | 34         | 30         | 45         |

| SUBJECT                            | MOBILE--CON. |            |            |            |            |               |            |            |            |            |            |
|------------------------------------|--------------|------------|------------|------------|------------|---------------|------------|------------|------------|------------|------------|
|                                    | TRACT 0008   | TRACT 0009 | TRACT 0010 | TRACT 0011 | TRACT 0012 | TRACT 0012 CV | TRACT 0013 | TRACT 0014 | TRACT 0015 | TRACT 0016 | TRACT 0017 |
| ALL OCCUPIED UNITS . . . . .       | 1 452        | 2 869      | 2 445      | 2 652      | 1 532      | ...           | 2 009      | 1 310      | 1 835      | 174        | 896        |
| YEAR MOVED INTO UNIT               |              |            |            |            |            |               |            |            |            |            |            |
| 1958 TO MARCH 1960 . . . . .       | 493          | 894        | 907        | 756        | 511        | ...           | 739        | 340        | 1 030      | 146        | 446        |
| 1954 TO 1957 . . . . .             | 566          | 384        | 459        | 481        | 339        | ...           | 332        | 348        | 500        | 28         | 239        |
| 1940 TO 1953 . . . . .             | 343          | 832        | 577        | 935        | 522        | ...           | 612        | 467        | 267        | ...        | 172        |
| 1939 OR EARLIER . . . . .          | 50           | 759        | 502        | 480        | 160        | ...           | 326        | 155        | 38         | ...        | 39         |
| AUTOMOBILES AVAILABLE              |              |            |            |            |            |               |            |            |            |            |            |
| 1 . . . . .                        | 832          | 1 617      | 1 382      | 1 029      | 666        | ...           | 1 156      | 621        | 985        | 134        | 574        |
| 2 . . . . .                        | 308          | 594        | 382        | 116        | 75         | ...           | 352        | 118        | 171        | 25         | 281        |
| 3 OR MORE . . . . .                | 59           | 134        | 57         | 48         | 15         | ...           | 48         | 15         | 21         | ...        | 20         |
| NONE . . . . .                     | 253          | 524        | 624        | 1 459      | 776        | ...           | 483        | 556        | 658        | 15         | 21         |
| VALUE                              |              |            |            |            |            |               |            |            |            |            |            |
| OWNER OCCUPIED . . . . .           | 965          | 1 535      | 909        | 961        | 481        | ...           | 1 028      | 641        | 421        | ...        | 536        |
| LESS THAN \$5,000 . . . . .        | 84           | 15         | 74         | 172        | 147        | ...           | 74         | 120        | 41         | ...        | 45         |
| \$5,000 TO \$9,900 . . . . .       | 314          | 184        | 288        | 550        | 229        | ...           | 468        | 294        | 193        | ...        | 162        |
| \$10,000 TO \$14,900 . . . . .     | 411          | 556        | 306        | 176        | 78         | ...           | 425        | 177        | 137        | ...        | 161        |
| \$15,000 TO \$19,900 . . . . .     | 76           | 420        | 148        | 47         | 16         | ...           | 48         | 40         | 39         | ...        | 104        |
| \$20,000 TO \$24,900 . . . . .     | 32           | 159        | 43         | 7          | 3          | ...           | 10         | 3          | 3          | ...        | 32         |
| \$25,000 OR MORE . . . . .         | 48           | 201        | 50         | 9          | 8          | ...           | 3          | 7          | 8          | ...        | 32         |
| MEDIAN . . . . . DOLLARS . . . . . | 11 000       | 15 100     | 11 500     | 7 800      | 7 000      | ...           | 9 700      | 8 400      | 9 400      | ...        | 11 900     |
| GROSS RENT                         |              |            |            |            |            |               |            |            |            |            |            |
| RENTER OCCUPIED . . . . .          | 465          | 1 143      | 1 377      | 1 602      | 996        | ...           | 877        | 657        | 1 410      | 174        | 224        |
| LESS THAN \$20 . . . . .           | 4            | 38         | 4          | 66         | 67         | ...           | ...        | 8          | 9          | ...        | ...        |
| \$20 TO \$39 . . . . .             | 48           | 276        | 108        | 722        | 412        | ...           | 123        | 200        | 798        | ...        | 8          |
| \$40 TO \$59 . . . . .             | 159          | 276        | 471        | 646        | 326        | ...           | 298        | 324        | 418        | ...        | 46         |
| \$60 TO \$79 . . . . .             | 129          | 307        | 468        | 139        | 97         | ...           | 266        | 75         | 131        | ...        | 71         |
| \$80 TO \$99 . . . . .             | 84           | 248        | 187        | 8          | 29         | ...           | 105        | 11         | 40         | ...        | 82         |
| \$100 TO \$149 . . . . .           | 12           | 173        | 79         | ...        | 15         | ...           | 65         | 12         | 8          | ...        | 21         |
| \$150 OR MORE . . . . .            | 3            | 16         | 11         | ...        | ...        | ...           | ...        | 4          | ...        | ...        | 7          |
| NO CASH RENT . . . . .             | 26           | 85         | 49         | 21         | 50         | ...           | 20         | 23         | 6          | ...        | 93         |
| MEDIAN . . . . . DOLLARS . . . . . | 62           | 72         | 63         | 40         | 40         | ...           | 60         | 44         | 37         | ...        | ...        |
| CONTRACT RENT                      |              |            |            |            |            |               |            |            |            |            |            |
| RENTER OCCUPIED . . . . .          | 439          | 1 058      | 1 328      | 1 581      | 946        | ...           | 857        | 634        | 1 404      | 174        | 217        |
| MEDIAN . . . . . DOLLARS . . . . . | 50           | 63         | 55         | 32         | 33         | ...           | 51         | 33         | 35         | ...        | 74         |



Table H-3.—CHARACTERISTICS OF HOUSING UNITS WITH NONWHITE HOUSEHOLD HEADS, FOR CENSUS TRACTS WITH 100 OR MORE SUCH UNITS: 1960

[Asterisk (\*) denotes items restricted to tracts containing 400 or more such housing units. Median not shown where base is insufficient; see text. Minus (-) after number indicates median below that number]

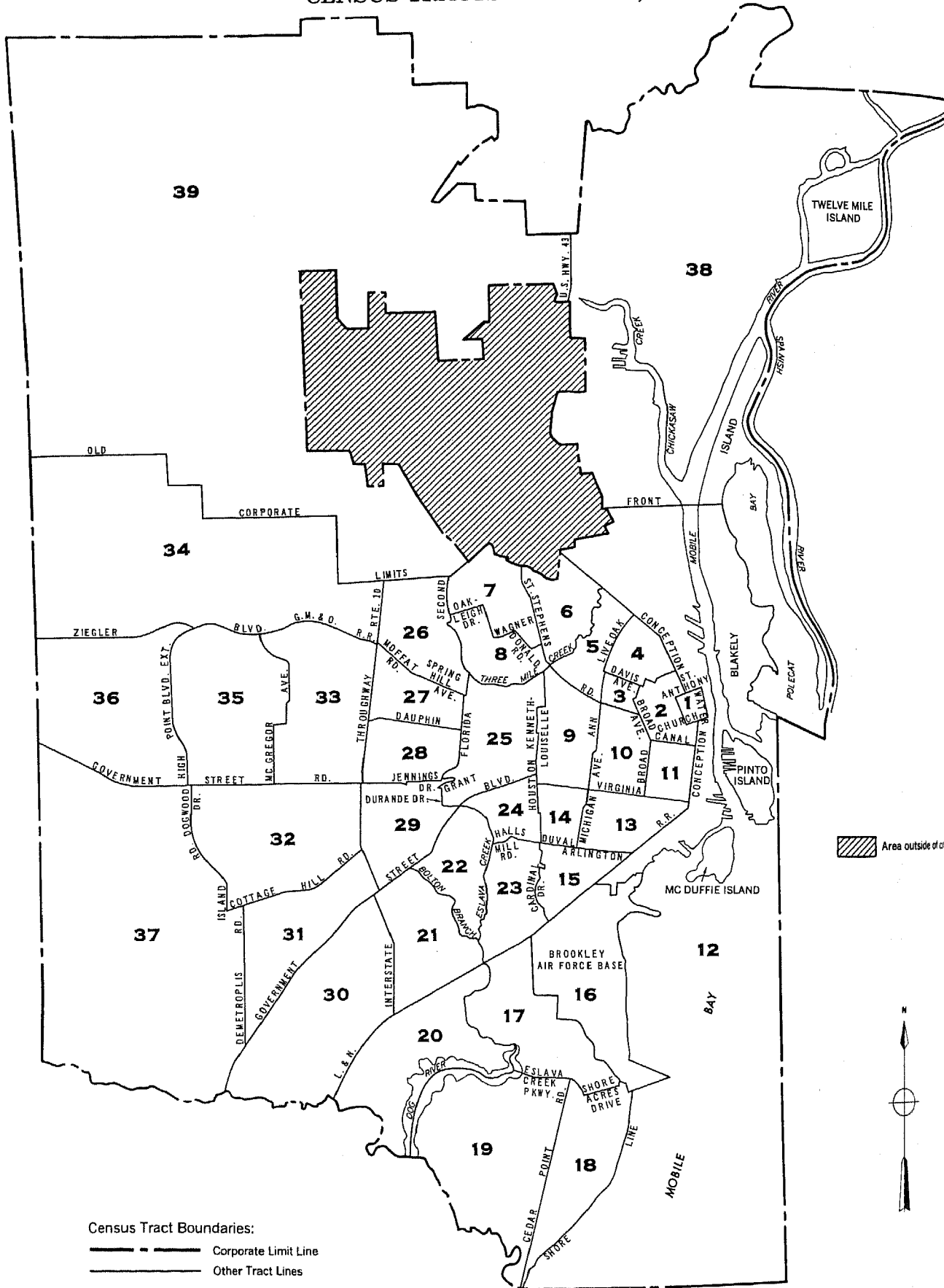
| SUBJECT                                  | MOBILE COUNTY |        |                       |                      | MOBILE     |            |            |            |            |            |            |
|--|---------------|--------|-----------------------|----------------------|------------|------------|------------|------------|------------|------------|------------|
|  | TOTAL         | MOBILE | PRICHARD (UNTRACT-ED) | BALANCE (UNTRACT-ED) | TRACT 0002 | TRACT 0003 | TRACT 0004 | TRACT 0005 | TRACT 0006 | TRACT 0007 | TRACT 0008 |
| ALL OCCUPIED UNITS . . . . .             | 23 399        | 16 085 | 5 082                 | 2 232                | 1 286      | 1 166      | 2 216      | 1 689      | 852        | 554        | 610        |
| TENURE                                   |               |        |                       |                      |            |            |            |            |            |            |            |
| OWNER OCCUPIED . . . . .                 | 11 366        | 6 995  | 2 877                 | 1 494                | 215        | 380        | 528        | 943        | 204        | 380        | 388        |
| RENTER OCCUPIED . . . . .                | 12 033        | 9 090  | 2 205                 | 738                  | 1 071      | 786        | 1 688      | 746        | 648        | 174        | 222        |
| CONDITION AND PLUMBING                   |               |        |                       |                      |            |            |            |            |            |            |            |
| SOUND . . . . .                          | 11 481        | 7 952  | 2 611                 | 918                  | 338        | 554        | 1 237      | 758        | 627        | 431        | 431        |
| WITH ALL PLUMBING FACILITIES . . . . .   | 7 856         | 6 270  | 1 360                 | 226                  | 202        | 316        | 1 030      | 663        | 610        | 374        | 409        |
| LACKING SOME OR ALL FACILITIES . . . . . | 3 625         | 1 682  | 1 251                 | 692                  | 136        | 238        | 207        | 95         | 17         | 57         | 22         |
| DETERIORATING . . . . .                  | 7 549         | 5 288  | 1 497                 | 764                  | 486        | 371        | 532        | 595        | 146        | 85         | 170        |
| WITH ALL PLUMBING FACILITIES . . . . .   | 2 153         | 1 744  | 369                   | 40                   | 130        | 116        | 150        | 331        | 40         | 42         | 96         |
| LACKING SOME OR ALL FACILITIES . . . . . | 5 396         | 3 544  | 1 128                 | 724                  | 356        | 255        | 382        | 264        | 106        | 43         | 74         |
| DILAPIDATED . . . . .                    | 4 369         | 2 845  | 974                   | 550                  | 462        | 241        | 447        | 336        | 79         | 38         | 9          |
| ROOMS                                    |               |        |                       |                      |            |            |            |            |            |            |            |
| 1 ROOM . . . . .                         | 890           | 714    | 84                    | 92                   | 252        | 47         | 142        | 30         | 3          | 5          | 3          |
| 2 ROOMS . . . . .                        | 2 309         | 1 689  | 398                   | 222                  | 269        | 178        | 225        | 182        | 18         | 8          | 12         |
| 3 ROOMS . . . . .                        | 6 654         | 4 722  | 1 409                 | 523                  | 393        | 477        | 775        | 378        | 200        | 97         | 123        |
| 4 ROOMS . . . . .                        | 5 479         | 3 594  | 1 275                 | 610                  | 147        | 197        | 514        | 329        | 283        | 214        | 232        |
| 5 ROOMS . . . . .                        | 3 967         | 2 715  | 859                   | 393                  | 82         | 120        | 309        | 325        | 253        | 122        | 109        |
| 6 ROOMS . . . . .                        | 2 800         | 1 760  | 757                   | 283                  | 68         | 76         | 162        | 278        | 77         | 80         | 76         |
| 7 ROOMS . . . . .                        | 869           | 580    | 215                   | 74                   | 33         | 48         | 47         | 106        | 15         | 18         | 23         |
| 8 ROOMS OR MORE . . . . .                | 431           | 311    | 85                    | 35                   | 42         | 23         | 42         | 61         | 3          | 10         | 12         |
| MEDIAN . . . . .                         | 3.8           | 3.8    | 4.0                   | 4.0                  | 2.8        | 3.3        | 3.5        | 4.3        | 4.2        | 4.3        | 4.2        |
| PERSONS                                  |               |        |                       |                      |            |            |            |            |            |            |            |
| 1 PERSON . . . . .                       | 3 239         | 2 371  | 616                   | 252                  | 356        | 218        | 361        | 228        | 56         | 51         | 46         |
| 2 PERSONS . . . . .                      | 4 942         | 3 497  | 997                   | 448                  | 304        | 297        | 527        | 429        | 113        | 117        | 103        |
| 3 PERSONS . . . . .                      | 3 662         | 2 580  | 780                   | 302                  | 189        | 202        | 329        | 295        | 120        | 105        | 107        |
| 4 PERSONS . . . . .                      | 2 834         | 1 973  | 632                   | 229                  | 130        | 144        | 258        | 215        | 108        | 86         | 92         |
| 5 PERSONS . . . . .                      | 2 357         | 1 621  | 519                   | 217                  | 92         | 94         | 223        | 177        | 128        | 61         | 90         |
| 6 PERSONS OR MORE . . . . .              | 6 365         | 4 043  | 1 538                 | 784                  | 215        | 211        | 518        | 345        | 327        | 134        | 172        |
| MEDIAN . . . . .                         | 3.5           | 3.3    | 3.7                   | 4.0                  | 2.4        | 2.8        | 3.2        | 3.1        | 4.7        | 3.5        | 4.0        |
| PERSONS PER ROOM                         |               |        |                       |                      |            |            |            |            |            |            |            |
| 0.50 OR LESS . . . . .                   | 5 781         | 3 957  | 1 322                 | 502                  | 287        | 314        | 464        | 563        | 116        | 164        | 138        |
| 0.51 TO 0.75 . . . . .                   | 3 921         | 2 832  | 776                   | 313                  | 181        | 247        | 451        | 309        | 143        | 110        | 108        |
| 0.76 TO 1.00 . . . . .                   | 4 789         | 3 420  | 950                   | 419                  | 371        | 234        | 485        | 352        | 166        | 106        | 130        |
| 1.01 OR MORE . . . . .                   | 8 908         | 5 876  | 2 034                 | 998                  | 447        | 371        | 816        | 465        | 427        | 174        | 234        |
| *YEAR MOVED INTO UNIT                    |               |        |                       |                      |            |            |            |            |            |            |            |
| 1958 TO MARCH 1960 . . . . .             | 6 915         | 5 075  | 1 398                 | 442                  | 518        | 260        | 936        | 356        | 244        | 216        | 154        |
| 1954 TO 1957 . . . . .                   | 4 851         | 3 249  | 1 042                 | 560                  | 212        | 202        | 303        | 305        | 293        | 125        | 209        |
| 1953 OR EARLIER . . . . .                | 11 629        | 7 761  | 2 642                 | 1 226                | 556        | 706        | 967        | 1 028      | 315        | 213        | 247        |
| *UNITS IN STRUCTURE                      |               |        |                       |                      |            |            |            |            |            |            |            |
| 1 . . . . .                              | 19 726        | 12 861 | 4 636                 | 2 229                | 827        | 834        | 1 514      | 1 408      | 416        | 479        | 504        |
| 2 . . . . .                              | 1 482         | 1 185  | 297                   | ...                  | 165        | 199        | 157        | 154        | 36         | 24         | 41         |
| 3 AND 4 . . . . .                        | 1 311         | 1 224  | 87                    | ...                  | 120        | 88         | 319        | 54         | 358        | 10         | 42         |
| 5 OR MORE . . . . .                      | 853           | 791    | 62                    | ...                  | 174        | 44         | 212        | 73         | 42         | 41         | 23         |
| *YEAR STRUCTURE BUILT                    |               |        |                       |                      |            |            |            |            |            |            |            |
| 1950 TO MARCH 1960 . . . . .             | 5 577         | 3 685  | 1 165                 | 727                  | 77         | 103        | 583        | 77         | 551        | 298        | 228        |
| 1940 TO 1949 . . . . .                   | 5 874         | 3 326  | 1 902                 | 646                  | 78         | 84         | 154        | 532        | 112        | 146        | 196        |
| 1939 OR EARLIER . . . . .                | 11 944        | 9 074  | 2 015                 | 855                  | 1 131      | 981        | 1 469      | 1 080      | 189        | 110        | 186        |
| *VALUE                                   |               |        |                       |                      |            |            |            |            |            |            |            |
| OWNER OCCUPIED . . . . .                 | 10 730        | 6 693  | 2 828                 | 1 209                | 200        | 348        | 476        | 877        | 204        | 376        | 384        |
| LESS THAN \$5,000 . . . . .              | 3 344         | 1 614  | 908                   | 822                  | 38         | 70         | 155        | 132        | 84         | 57         | 61         |
| \$5,000 TO \$9,900 . . . . .             | 5 249         | 3 456  | 1 474                 | 319                  | 96         | 191        | 200        | 325        | 77         | 190        | 188        |
| \$10,000 TO \$14,900 . . . . .           | 1 585         | 1 196  | 334                   | 55                   | 37         | 60         | 104        | 234        | 39         | 90         | 99         |
| \$15,000 TO \$19,900 . . . . .           | 383           | 320    | 54                    | 9                    | 26         | 27         | 17         | 96         | 4          | 26         | 12         |
| \$20,000 TO \$24,900 . . . . .           | 97            | 59     | 34                    | 4                    | 3          | ...        | ...        | 16         | ...        | 5          | 12         |
| \$25,000 OR MORE . . . . .               | 72            | 48     | 24                    | ...                  | ...        | ...        | ...        | 4          | ...        | 8          | 12         |
| MEDIAN . . . . . DOLLARS . . . . .       | 6 600         | 7 300  | 6 300                 | 5 000-               | 7 900      | 7 600      | 6 900      | 8 800      | 6 900      | 7 800      | 8 600      |
| *GROSS RENT                              |               |        |                       |                      |            |            |            |            |            |            |            |
| RENTER OCCUPIED . . . . .                | 12 009        | 9 093  | 2 205                 | 711                  | 1 071      | 791        | 1 689      | 760        | 648        | 174        | 222        |
| LESS THAN \$20 . . . . .                 | 713           | 363    | 141                   | 209                  | 45         | 20         | 75         | 20         | 5          | 4          | 11         |
| \$20 TO \$39 . . . . .                   | 5 458         | 4 158  | 1 099                 | 201                  | 486        | 314        | 790        | 263        | 433        | 56         | 41         |
| \$40 TO \$59 . . . . .                   | 4 209         | 3 469  | 716                   | 24                   | 453        | 380        | 601        | 332        | 166        | 66         | 141        |
| \$60 TO \$79 . . . . .                   | 677           | 604    | 73                    | ...                  | 47         | 28         | 121        | 87         | 36         | 48         | 8          |
| \$80 TO \$99 . . . . .                   | 130           | 96     | 29                    | 5                    | 13         | 23         | 25         | 12         | 4          | ...        | ...        |
| \$100 OR MORE . . . . .                  | 24            | 16     | 8                     | ...                  | 4          | 4          | ...        | ...        | ...        | ...        | 12         |
| NO CASH RENT . . . . .                   | 798           | 387    | 139                   | 272                  | 23         | 22         | 77         | 46         | 4          | ...        | ...        |
| MEDIAN . . . . . DOLLARS . . . . .       | 38            | 39     | 37                    | 21                   | 40         | 42         | 39         | 43         | 35         | ...        | 50         |

Table H-3.—CHARACTERISTICS OF HOUSING UNITS WITH NONWHITE HOUSEHOLD HEADS, FOR CENSUS TRACTS WITH 100 OR MORE SUCH UNITS: 1960—Con.

[Asterisk (\*) denotes items restricted to tracts containing 400 or more such housing units. Median not shown where base is insufficient; see text. Minus (-) after number indicates median below that number]

| SUBJECT                                  | MOBILE--CON. |            |            |            |            |            |            |            |            |            |            |
|--|--------------|------------|------------|------------|------------|------------|------------|------------|------------|------------|------------|
|  | TRACT 0010   | TRACT 0011 | TRACT 0012 | TRACT 0013 | TRACT 0014 | TRACT 0015 | TRACT 0026 | TRACT 0027 | TRACT 0036 | TRACT 0038 | TRACT 0039 |
| ALL OCCUPIED UNITS . . . . .             | 186          | 2 120      | 890        | 194        | 1 076      | 155        | 323        | 327        | 385        | 535        | 1 085      |
| TENURE                                   |              |            |            |            |            |            |            |            |            |            |            |
| OWNER OCCUPIED . . . . .                 | 73           | 787        | 335        | 95         | 480        | 102        | 197        | 208        | 384        | 252        | 782        |
| RENTER OCCUPIED . . . . .                | 113          | 1 333      | 555        | 99         | 596        | 53         | 126        | 119        | 1          | 283        | 303        |
| CONDITION AND PLUMBING                   |              |            |            |            |            |            |            |            |            |            |            |
| SOUND . . . . .                          | 112          | 847        | 214        | 118        | 824        | 94         | 118        | 111        | 384        | 106        | 472        |
| WITH ALL PLUMBING FACILITIES . . . . .   | 85           | 655        | 128        | 97         | 712        | 85         | 98         | 73         | 383        | 50         | 175        |
| LACKING SOME OR ALL FACILITIES . . . . . | 27           | 192        | 86         | 21         | 112        | 9          | 20         | 38         | 1          | 56         | 297        |
| DETERIORATING . . . . .                  | 62           | 920        | 359        | 69         | 198        | 39         | 179        | 106        | ...        | 337        | 465        |
| WITH ALL PLUMBING FACILITIES . . . . .   | 22           | 303        | 110        | 37         | 89         | 24         | 81         | 60         | ...        | 40         | 21         |
| LACKING SOME OR ALL FACILITIES . . . . . | 40           | 617        | 249        | 32         | 109        | 15         | 98         | 46         | ...        | 297        | 444        |
| DILAPIDATED . . . . .                    | 12           | 353        | 317        | 7          | 54         | 22         | 26         | 110        | 1          | 92         | 148        |
| ROOMS                                    |              |            |            |            |            |            |            |            |            |            |            |
| 1 ROOM . . . . .                         | 7            | 111        | 37         | 3          | 14         | 1          | ...        | 12         | ...        | 10         | 17         |
| 2 ROOMS . . . . .                        | 22           | 333        | 108        | 16         | 119        | 5          | 22         | 23         | ...        | 26         | 76         |
| 3 ROOMS . . . . .                        | 62           | 707        | 342        | 50         | 245        | 35         | 100        | 89         | 1          | 221        | 331        |
| 4 ROOMS . . . . .                        | 38           | 378        | 159        | 52         | 339        | 39         | 91         | 91         | 27         | 79         | 264        |
| 5 ROOMS . . . . .                        | 26           | 275        | 118        | 39         | 154        | 38         | 55         | 51         | 275        | 96         | 185        |
| 6 ROOMS . . . . .                        | 14           | 185        | 82         | 25         | 147        | 32         | 45         | 48         | 81         | 72         | 156        |
| 7 ROOMS . . . . .                        | 9            | 84         | 31         | 7          | 44         | 3          | 7          | 11         | 1          | 22         | 44         |
| 8 ROOMS OR MORE . . . . .                | 8            | 47         | 13         | 2          | 14         | 2          | 3          | 2          | ...        | 9          | 12         |
| MEDIAN . . . . .                         | 3.6          | 3.4        | 3.4        | 4.0        | 4.0        | 4.4        | 3.9        | 3.9        | 5.1        | 3.6        | 3.9        |
| PERSONS                                  |              |            |            |            |            |            |            |            |            |            |            |
| 1 PERSON . . . . .                       | 40           | 346        | 161        | 17         | 98         | 12         | 37         | 36         | 25         | 73         | 140        |
| 2 PERSONS . . . . .                      | 35           | 504        | 195        | 40         | 195        | 34         | 53         | 76         | 53         | 98         | 210        |
| 3 PERSONS . . . . .                      | 39           | 322        | 141        | 39         | 167        | 31         | 47         | 56         | 73         | 84         | 163        |
| 4 PERSONS . . . . .                      | 20           | 241        | 92         | 30         | 167        | 25         | 40         | 42         | 56         | 70         | 114        |
| 5 PERSONS . . . . .                      | 13           | 201        | 77         | 19         | 123        | 17         | 33         | 34         | 45         | 60         | 101        |
| 6 PERSONS OR MORE . . . . .              | 39           | 506        | 224        | 49         | 326        | 36         | 113        | 83         | 133        | 150        | 357        |
| MEDIAN . . . . .                         | 3.0          | 3.2        | 3.1        | 3.5        | 4.0        | 3.5        | 4.1        | 3.4        | 4.2        | 3.7        | 3.8        |
| PERSONS PER ROOM                         |              |            |            |            |            |            |            |            |            |            |            |
| 0.50 OR LESS . . . . .                   | 60           | 538        | 220        | 45         | 220        | 39         | 73         | 82         | 92         | 127        | 272        |
| 0.51 TO 0.75 . . . . .                   | 37           | 342        | 164        | 39         | 162        | 31         | 38         | 54         | 68         | 94         | 171        |
| 0.76 TO 1.00 . . . . .                   | 31           | 418        | 188        | 34         | 245        | 40         | 63         | 75         | 104        | 109        | 189        |
| 1.01 OR MORE . . . . .                   | 58           | 822        | 318        | 76         | 449        | 45         | 149        | 116        | 121        | 205        | 453        |
| *YEAR MOVED INTO UNIT                    |              |            |            |            |            |            |            |            |            |            |            |
| 1958 TO MARCH 1960 . . . . .             | ...          | 612        | 207        | ...        | 279        | ...        | ...        | ...        | ...        | 129        | 314        |
| 1954 TO 1957 . . . . .                   | ...          | 371        | 213        | ...        | 316        | ...        | ...        | ...        | ...        | 81         | 226        |
| 1953 OR EARLIER . . . . .                | ...          | 1 137      | 470        | ...        | 481        | ...        | ...        | ...        | ...        | 322        | 545        |
| *UNITS IN STRUCTURE                      |              |            |            |            |            |            |            |            |            |            |            |
| 1 . . . . .                              | ...          | 1 729      | 735        | ...        | 1 002      | ...        | ...        | ...        | ...        | 518        | 1 079      |
| 2 . . . . .                              | ...          | 123        | 102        | ...        | 36         | ...        | ...        | ...        | ...        | 15         | ...        |
| 3 AND 4 . . . . .                        | ...          | 124        | 43         | ...        | 25         | ...        | ...        | ...        | ...        | ...        | 6          |
| 5 OR MORE . . . . .                      | ...          | 144        | 10         | ...        | 10         | ...        | ...        | ...        | ...        | ...        | ...        |
| *YEAR STRUCTURE BUILT                    |              |            |            |            |            |            |            |            |            |            |            |
| 1950 TO MARCH 1960 . . . . .             | ...          | 78         | 88         | ...        | 115        | ...        | ...        | ...        | ...        | 127        | 573        |
| 1940 TO 1949 . . . . .                   | ...          | 202        | 243        | ...        | 623        | ...        | ...        | ...        | ...        | 144        | 451        |
| 1939 OR EARLIER . . . . .                | ...          | 1 840      | 559        | ...        | 338        | ...        | ...        | ...        | ...        | 261        | 61         |
| *VALUE                                   |              |            |            |            |            |            |            |            |            |            |            |
| OWNER OCCUPIED                           |              |            |            |            |            |            |            |            |            |            |            |
| LESS THAN \$5,000 . . . . .              | ...          | 743        | 316        | ...        | 476        | ...        | ...        | ...        | ...        | 251        | 774        |
| \$5,000 TO \$9,900 . . . . .             | ...          | 108        | 86         | ...        | 115        | ...        | ...        | ...        | ...        | 93         | 351        |
| \$10,000 TO \$14,900 . . . . .           | ...          | 456        | 167        | ...        | 261        | ...        | ...        | ...        | ...        | 125        | 368        |
| \$15,000 TO \$19,900 . . . . .           | ...          | 132        | 63         | ...        | 71         | ...        | ...        | ...        | ...        | 20         | 47         |
| \$20,000 TO \$24,900 . . . . .           | ...          | 35         | ...        | ...        | 21         | ...        | ...        | ...        | ...        | 13         | 4          |
| \$25,000 OR MORE . . . . .               | ...          | 4          | ...        | ...        | ...        | ...        | ...        | ...        | ...        | ...        | 4          |
| MEDIAN . . . . . DOLLARS . . . . .       | ...          | 7 400      | 6 400      | ...        | 7 200      | ...        | ...        | ...        | ...        | 6 200      | 5 300      |
| *GROSS RENT                              |              |            |            |            |            |            |            |            |            |            |            |
| RENTER OCCUPIED                          |              |            |            |            |            |            |            |            |            |            |            |
| LESS THAN \$20 . . . . .                 | ...          | 1 333      | 555        | ...        | 596        | ...        | ...        | ...        | ...        | 281        | 303        |
| \$20 TO \$39 . . . . .                   | ...          | 66         | 60         | ...        | 8          | ...        | ...        | ...        | ...        | 30         | 22         |
| \$40 TO \$59 . . . . .                   | ...          | 650        | 295        | ...        | 200        | ...        | ...        | ...        | ...        | 219        | 204        |
| \$60 TO \$79 . . . . .                   | ...          | 530        | 156        | ...        | 312        | ...        | ...        | ...        | ...        | 8          | 43         |
| \$80 TO \$99 . . . . .                   | ...          | 66         | 20         | ...        | 50         | ...        | ...        | ...        | ...        | ...        | ...        |
| \$100 OR MORE . . . . .                  | ...          | 4          | ...        | ...        | 3          | ...        | ...        | ...        | ...        | ...        | ...        |
| NO CASH RENT . . . . .                   | ...          | 17         | 24         | ...        | 23         | ...        | ...        | ...        | ...        | 24         | 34         |
| MEDIAN . . . . . DOLLARS . . . . .       | ...          | 39         | 35         | ...        | 43         | ...        | ...        | ...        | ...        | 28         | 31         |

# CENSUS TRACTS IN MOBILE, ALA.



Census Tract Boundaries:  
 - - - Corporate Limit Line  
 — Other Tract Lines

SCALE

0 2500 5000 FEET



**U.S. CENSUSES OF POPULATION  
AND HOUSING : 1960**

Final Report PHC(1)-95

**CENSUS TRACTS**

**Monroe,  
La.**

*Standard Metropolitan Statistical Area*


*Prepared under the supervision of*  
**HOWARD G. BRUNSMAN**, Chief  
Population Division, and  
**WAYNE F. DAUGHERTY**, Chief  
Housing Division



**U.S. DEPARTMENT OF COMMERCE**  
**Luther H. Hodges, Secretary**

**BUREAU OF THE CENSUS**

Richard M. Scammon, *Director (From May 1, 1961)*  
Robert W. Burgess, *Director (To March 3, 1961)*





## U.S. DEPARTMENT OF COMMERCE BUREAU OF THE CENSUS

RICHARD M. SCAMMON, *Director*

A. ROSS ECKLER, *Deputy Director*  
HOWARD C. GRIEVES, *Assistant Director*  
CONRAD TABUBER, *Assistant Director*  
MORRIS H. HANSEN, *Assistant Director for Research and Development*  
CHARLES B. LAWRENCE, JR., *Assistant Director for Operations*  
WALTER L. KEHRES, *Assistant Director for Administration*  
CALVERT L. DEDRICK, *Chief, International Statistical Programs Office*  
A. W. VON STRUVE, *Public Information Officer*

### Population Division—

HOWARD G. BRUNSMAN, *Chief*  
HENRY S. SHRYOCK, JR., *Assistant Chief*  
DAVID L. KAPLAN, *Decennial Census Planner*  
SIGMUND SCHOR, *Systems Coordinator*

### Housing Division—

WAYNE F. DAUGHERTY, *Chief*  
DANIEL B. RATHBUN, *Assistant Chief*  
BEULAH WASHABAUGH, *Special Assistant*  
MILTON D. LIEBERMAN, *Chief, Coordination and Research*

Decennial Operations Division—MORTON A. MEYER, *Chief*

Field Division—JEFFERSON D. MCPIKE, *Chief*

Geography Division—WILLIAM T. FAY, *Chief*

Statistical Methods Division—JOSEPH STEINBERG, *Chief*

Library of Congress Card Number: A61-9354

The figures in this report supersede the figures for corresponding items shown in table PH-1 which was distributed in unpublished form during the first half of 1961.

### SUGGESTED CITATION

U.S. Bureau of the Census. *U.S. Censuses of Population and Housing: 1960. Census Tracts.*  
Final Report PHC(1)-95.  
U.S. Government Printing Office, Washington, D.C., 1961.

For sale by the Superintendent of Documents, U.S. Government Printing Office, Washington 25, D.C.  
or any of the Field Offices of the Department of Commerce - Price 35 cents.

## PREFACE

This report presents statistics by census tracts from the 1960 Censuses of Population and Housing. Legal provision for these censuses, which were conducted as of April 1, 1960, was made in the Act of Congress of August 31, 1954 (amended August 1957), which codified Title 13, United States Code.

Census tracts are small, permanently established, geographical areas into which large cities and adjacent areas have been divided for statistical purposes. The boundaries of tracts are developed by a local committee and approved by the Bureau of the Census. For all areas where census tracts are established, a Census Tract Key Person is appointed by the Director of the Census to serve as the representative of the Bureau to the local committee on all matters concerning census tracts. Usually he is chairman or secretary of the local census tract committee. The historical background of the concept of census tracts and a more detailed definition are given in the Introduction to this report.

The PHC(1) publication series consists of 180 reports and provides data for approximately 23,000 census tracts. The areas covered by these reports are listed on page 12. A description of the other final reports from the 1960 Censuses of Population and Housing is presented on pages 11 and 12.

The census program was designed in consultation with a number of advisory committees and many individuals in order to maximize the usefulness of the data. Among the groups organized for this purpose were the Council of Population and Housing Census Users, Technical Advisory Committee for the 1960 Population Census, Housing Advisory Committee, and the Federal Agency Population and Housing Census Council (sponsored by the U.S. Bureau of the Budget). The persons who served with these groups represented a wide range of interest in the census program; their affiliations included universities, private industry, research organizations, labor groups, Federal agencies, State and local governments, and professional associations.

## ACKNOWLEDGMENTS

A large number of persons participated in the various activities of the 1960 Censuses of Population and Housing. Primary responsibilities were exercised by many of the persons listed on the preceding page. Within the Population, Housing, Decennial Operations, Field, Geography, and Statistical Methods Divisions, most of the staff members worked on this program.

The following members of the Population Division had a major role in planning the content of this series of reports: Stuart H. Garfinkle, Paul C. Glick, Selma F. Goldsmith, and Henry D. Sheldon. Within the Housing Division, Alexander Findlay, J. Hugh Rose, and Herbert Shapiro had major roles in planning the content; and Nathan Krevor supervised the operational aspects of the housing portion of this series of reports. The technical editorial work was performed by Mildred M. Russell, Leah S. Anderson, and Louise L. Douglas of the Population Division.

Important contributions were made by Glen S. Taylor, then Chief, Richard A. Hornseth, Denver K. Ingram, and Willard P. Hess of the Decennial Operations Division in the processing and compilation of the statistics; Robert B. Voight, then Chief, Ivan Munro, and Paul R. Squires of the Field Division in the collection of the information; Robert C. Klove, Robert L. Hagan, and Toshi Toki of the Geography Division in the delineation and mapping of tracts; and Robert Hanson and Herman Fasteau of the Statistical Methods Division in the sampling and quality control operations.

Important contributions were also made by Lowell T. Galt and Herman P. Miller of the Office of the Director, and by the staffs of the Administrative Service Division, Everett H. Burke, Chief; Budget and Management Division, Charles H. Alexander, Chief; Census Operations Office, Robert D. Krook, Executive Officer; Electronics Systems Division, Robert F. Drury, Chief; Personnel Division, James P. Taff, Chief; and Statistical Research Division, William N. Hurwitz, Chief.

December 1961.

# CONTENTS

## INTRODUCTION

|   | Page |   | Page |
|---|------|---|------|
| General.....  | 1    | Housing characteristics—Continued   |      |
| Definition of census tract.....                                       | 1    | Vacant housing unit.....  | 5    |
| Historical background.....  | 1    | Tenure.....   | 6    |
| Description of tables.....  | 1    | Color and ethnic group.....   | 6    |
| Description of tracted area.....                                      | 2    | Persons.....  | 6    |
| Comparability from census to census.....                              | 2    | Persons per room.....   | 6    |
| Availability of unpublished data.....                                 | 2    | Year moved into unit.....   | 6    |
| Median.....   | 3    | Units in structure.....   | 6    |
| Standard metropolitan statistical area (SMSA).....                    | 3    | Year structure built.....   | 6    |
| Definitions and explanations.....                                     | 3    | Basement.....   | 6    |
| Population characteristics.....                                       | 3    | Rooms.....  | 6    |
| Race and color.....   | 3    | Condition and plumbing.....   | 6    |
| Nativity and parentage.....   | 3    | Bathroom.....   | 7    |
| Persons of Spanish surname and Puerto Ricans.....                     | 3    | Heating equipment.....  | 7    |
| Foreign stock and country of origin.....                              | 3    | Automobiles available.....  | 7    |
| Age.....  | 3    | Value.....  | 7    |
| Household, group quarters, and relationship to head of household..... | 3    | Contract rent.....  | 7    |
| Marital status.....   | 4    | Gross rent.....   | 7    |
| Married couple, family, and unrelated individual.....                 | 4    | Farm residence.....   | 7    |
| School enrollment.....  | 4    | Collection and processing of data.....  | 7    |
| Years of school completed.....  | 4    | Collection of data.....   | 7    |
| Residence in 1955.....  | 4    | Electronic processing.....  | 8    |
| Income in 1959.....   | 4    | Editing.....  | 8    |
| Employment status.....  | 4    | Accuracy of the data.....   | 8    |
| Occupation, industry, and class of worker.....                        | 5    | Sample design and sampling variability.....                                   | 8    |
| Place of work and means of transportation to work.....                | 5    | Sample design.....  | 8    |
| Housing characteristics.....  | 5    | Ratio estimation.....   | 9    |
| Living quarters.....  | 5    | Sampling variability.....   | 9    |
| Occupied housing unit.....  | 5    |   |      |
|   |      | Final reports of the 1960 Censuses of Population and Housing.....             | 11   |
|   |      | List of PHC(1) reports.....   | 12   |
|   |      | Comparability of census tracts, 1960 and 1950 (This area not tracted in 1950) |      |

## TABLES

| Population Characteristics  |  | Page |
|---|--|------|
| Table   |  |      |
| P-1.—General characteristics of the population, by census tracts: 1960.....   |  | 13   |
| P-2.—Age, color, and marital status of the population, by sex, by census tracts: 1960.....  |  | 16   |
| P-3.—Labor force characteristics of the population, by census tracts: 1960.....   |  | 21   |
| P-4.—Characteristics of the nonwhite population, for census tracts with 400 or more such persons: 1960.....   |  | 24   |
| P-5.—General characteristics of the population of Puerto Rican birth or parentage, for census tracts with 400 or more such persons: 1960.....           |  | -    |
| Housing Characteristics   |  |      |
| H-1.—Occupancy and structural characteristics of housing units, by census tracts: 1960.....   |  | 26   |
| H-2.—Year moved into unit, automobiles available, and value or rent of occupied housing units, by census tracts: 1960.....                              |  | 29   |
| H-3.—Characteristics of housing units with nonwhite household heads, for census tracts with 100 or more such units: 1960.....                           |  | 31   |
| H-4.—Characteristics of housing units with household heads of Puerto Rican birth or parentage, for census tracts with 400 or more such units: 1960..... |  | -    |

Map of the tracted area appears following the last page of tables.

















Table P-2.—AGE, COLOR, AND MARITAL STATUS OF THE POPULATION, BY SEX, BY CENSUS TRACTS: 1960—Con. [Median not shown where base is less than 50]

Table with 13 columns: SUBJECT, TRACT 0002, TRACT 0005, TRACT 0006, TRACT 0007, TRACT 0010, TRACT 0011. Rows include AGE (TOTAL, UNDER 1 YEAR, 1-21 years, 5-85 years, MEDIAN AGE), WHITE (UNDER 5 YEARS, 5-85 years, MEDIAN AGE), NONWHITE (UNDER 5 YEARS, 5-85 years, MEDIAN AGE), and MARITAL STATUS (TOTAL, SINGLE, MARRIED, SEPARATED, WIDOWED, DIVORCED, NONWHITE). Data represents population counts for males and females in each tract.



Table H-1.—OCCUPANCY AND STRUCTURAL CHARACTERISTICS OF HOUSING UNITS, BY CENSUS TRACTS: 1960—Con.

[Some data based on sample; see text. Median not shown where base is less than 50]

| SUBJECT                                    | MONROE--CON. |            |            |            |            |            |            |            |            |            |
|--|--------------|------------|------------|------------|------------|------------|------------|------------|------------|------------|
|  | TRACT 0006   | TRACT 0007 | TRACT 0008 | TRACT 0009 | TRACT 0010 | TRACT 0011 | TRACT 0012 | TRACT 0013 | TRACT 0014 | TRACT 0015 |
| ALL HOUSING UNITS. . . . .                 | 1 109        | 906        | 2 535      | 962        | 1 025      | 643        | 958        | 406        | 1 364      | 835        |
| TENURE, COLOR, AND VACANCY STATUS          |              |            |            |            |            |            |            |            |            |            |
| OWNER OCCUPIED. . . . .                    | 675          | 407        | 381        | 322        | 791        | 424        | 557        | 170        | 622        | 594        |
| WHITE. . . . .                             | 1            | 5          | 261        | 3          | 791        | 13         | 554        | 33         | 604        | 562        |
| NONWHITE. . . . .                          | 674          | 402        | 120        | 319        | ...        | 411        | 3          | 137        | 18         | 32         |
| RENTER OCCUPIED. . . . .                   | 345          | 439        | 1 920      | 605        | 178        | 197        | 347        | 220        | 640        | 180        |
| WHITE. . . . .                             | 28           | 3          | 753        | 12         | 177        | 4          | 345        | 26         | 620        | 174        |
| NONWHITE. . . . .                          | 317          | 436        | 1 167      | 593        | 1          | 193        | 2          | 194        | 20         | 6          |
| AVAILABLE VACANT. . . . .                  | 42           | 26         | 148        | 24         | 49         | 12         | 39         | 4          | 81         | 45         |
| FOR SALE ONLY. . . . .                     | 6            | 2          | 9          | 7          | 26         | 3          | 12         | ...        | 12         | 17         |
| FOR RENT. . . . .                          | 36           | 24         | 139        | 17         | 23         | 9          | 27         | 4          | 69         | 28         |
| OTHER VACANT. . . . .                      | 47           | 34         | 86         | 11         | 7          | 10         | 15         | 12         | 21         | 16         |
| CONDITION AND PLUMBING                     |              |            |            |            |            |            |            |            |            |            |
| SOUND. . . . .                             | 370          | 407        | 1 011      | 433        | 999        | 119        | 856        | 128        | 963        | 762        |
| WITH ALL PLUMBING FACILITIES. . . . .      | 77           | 341        | 703        | 415        | 994        | 100        | 847        | 101        | 910        | 741        |
| LACKING ONLY HOT WATER. . . . .            | 2            | 12         | 9          | 2          | ...        | 2          | ...        | 6          | ...        | 4          |
| LACKING OTHER PLUMBING FACILITIES. . . . . | 291          | 54         | 299        | 16         | 5          | 17         | 9          | 21         | 53         | 17         |
| DETERIORATING. . . . .                     | 290          | 399        | 795        | 494        | 24         | 255        | 66         | 204        | 341        | 56         |
| WITH ALL PLUMBING FACILITIES. . . . .      | 66           | 135        | 231        | 93         | 21         | 117        | 63         | 66         | 277        | 42         |
| LACKING ONLY HOT WATER. . . . .            | 2            | 18         | 53         | 13         | ...        | 7          | 1          | 8          | 4          | 2          |
| LACKING OTHER PLUMBING FACILITIES. . . . . | 222          | 246        | 511        | 388        | 3          | 131        | 2          | 130        | 60         | 12         |
| DILAPIDATED. . . . .                       | 449          | 100        | 729        | 35         | 2          | 269        | 36         | 74         | 60         | 17         |
| BATHROOMS                                  |              |            |            |            |            |            |            |            |            |            |
| 1. . . . .                                 | 164          | 477        | 846        | 513        | 943        | 255        | 884        | 161        | 1 050      | 723        |
| MORE THAN 1. . . . .                       | ...          | 12         | 111        | 10         | 77         | 15         | 37         | ...        | 185        | 62         |
| SHARED OR NONE. . . . .                    | 945          | 417        | 1 578      | 439        | 5          | 373        | 37         | 245        | 129        | 50         |
| ROOMS                                      |              |            |            |            |            |            |            |            |            |            |
| 1 ROOM. . . . .                            | 16           | 3          | 322        | 4          | 1          | 5          | 17         | 9          | 28         | 12         |
| 2 ROOMS. . . . .                           | 88           | 43         | 490        | 78         | 4          | 37         | 25         | 24         | 103        | 26         |
| 3 ROOMS. . . . .                           | 248          | 218        | 947        | 274        | 17         | 175        | 81         | 155        | 257        | 72         |
| 4 ROOMS. . . . .                           | 364          | 336        | 280        | 378        | 416        | 181        | 388        | 85         | 277        | 230        |
| 5 ROOMS. . . . .                           | 220          | 178        | 188        | 133        | 471        | 139        | 266        | 50         | 272        | 262        |
| 6 ROOMS. . . . .                           | 145          | 84         | 168        | 70         | 89         | 83         | 132        | 47         | 243        | 159        |
| 7 ROOMS. . . . .                           | 25           | 37         | 68         | 19         | 25         | 21         | 39         | 24         | 102        | 57         |
| 8 ROOMS OR MORE. . . . .                   | 3            | 7          | 72         | 6          | 2          | 2          | 10         | 12         | 82         | 17         |
| MEDIAN. . . . .                            | 4.1          | 4.1        | 3.0        | 3.8        | 4.7        | 4.1        | 4.4        | 3.7        | 4.6        | 4.8        |
| UNITS IN STRUCTURE                         |              |            |            |            |            |            |            |            |            |            |
| 1. . . . .                                 | 1 005        | 694        | 1 628      | 927        | 941        | 608        | 761        | 367        | 971        | 809        |
| 2. . . . .                                 | 54           | 50         | 429        | 30         | 76         | 35         | 112        | 34         | 204        | 26         |
| 3 AND 4. . . . .                           | 5            | 124        | 198        | 5          | 8          | ...        | 68         | ...        | 168        | ...        |
| 5 TO 9. . . . .                            | 45           | 38         | 120        | ...        | ...        | ...        | 5          | ...        | 21         | ...        |
| 10 OR MORE. . . . .                        | ...          | ...        | 160        | ...        | ...        | ...        | 17         | ...        | ...        | ...        |
| YEAR STRUCTURE BUILT                       |              |            |            |            |            |            |            |            |            |            |
| 1950 TO MARCH 1960. . . . .                | 406          | 336        | 77         | 374        | 817        | 136        | 416        | 40         | 97         | 202        |
| 1940 TO 1949. . . . .                      | 636          | 258        | 139        | 69         | 189        | 230        | 267        | 59         | 107        | 286        |
| 1939 OR EARLIER. . . . .                   | 67           | 312        | 2 319      | 519        | 19         | 277        | 275        | 307        | 1 160      | 347        |
| BASEMENT                                   |              |            |            |            |            |            |            |            |            |            |
| BASEMENT. . . . .                          | 10           | 15         | 24         | ...        | ...        | ...        | 33         | ...        | 39         | ...        |
| CONCRETE SLAB. . . . .                     | 10           | 162        | 175        | 223        | 662        | 65         | 304        | 5          | 99         | 76         |
| OTHER. . . . .                             | 1 089        | 729        | 2 336      | 739        | 363        | 578        | 621        | 401        | 1 226      | 759        |
| HEATING EQUIPMENT                          |              |            |            |            |            |            |            |            |            |            |
| STEAM OR HOT WATER. . . . .                | ...          | ...        | 32         | ...        | ...        | ...        | ...        | ...        | ...        | ...        |
| WARM AIR FURNACE. . . . .                  | ...          | ...        | 33         | ...        | 329        | ...        | 27         | ...        | 77         | 40         |
| BUILT-IN ROOM UNITS. . . . .               | 4            | 191        | 286        | 358        | 445        | 33         | 302        | ...        | 125        | 350        |
| OTHER MEANS WITH FLUE. . . . .             | ...          | 4          | 16         | 4          | 136        | ...        | 12         | ...        | 4          | 4          |
| OTHER MEANS WITHOUT FLUE. . . . .          | 1 084        | 700        | 2 168      | 596        | 115        | 602        | 617        | 402        | 1 158      | 455        |
| NONE. . . . .                              | 21           | 11         | ...        | 4          | ...        | 8          | ...        | 4          | ...        | 6          |
| ALL OCCUPIED UNITS. . . . .                | 1 020        | 846        | 2 301      | 927        | 969        | 621        | 904        | 390        | 1 262      | 774        |
| PERSONS                                    |              |            |            |            |            |            |            |            |            |            |
| 1 PERSON. . . . .                          | 136          | 96         | 800        | 132        | 39         | 90         | 89         | 59         | 226        | 80         |
| 2 PERSONS. . . . .                         | 233          | 214        | 608        | 245        | 161        | 154        | 242        | 113        | 448        | 237        |
| 3 PERSONS. . . . .                         | 177          | 127        | 318        | 145        | 219        | 102        | 214        | 64         | 254        | 144        |
| 4 PERSONS. . . . .                         | 102          | 112        | 197        | 110        | 287        | 71         | 164        | 54         | 142        | 150        |
| 5 PERSONS. . . . .                         | 92           | 92         | 134        | 91         | 169        | 72         | 104        | 25         | 86         | 73         |
| 6 PERSONS OR MORE. . . . .                 | 280          | 205        | 244        | 204        | 94         | 132        | 91         | 75         | 106        | 90         |
| MEDIAN. . . . .                            | 3.3          | 3.4        | 2.1        | 3.1        | 3.7        | 3.2        | 3.1        | 2.9        | 2.4        | 3.0        |
| OWNER. . . . .                             | 3.7          | 3.2        | 2.2        | 3.4        | 3.8        | 2.8        | 3.2        | ...        | 2.3        | 2.9        |
| RENTER. . . . .                            | 3.2          | 3.6        | 2.2        | 3.0        | ...        | ...        | 3.0        | 3.0        | 2.5        | ...        |
| PERSONS PER ROOM                           |              |            |            |            |            |            |            |            |            |            |
| 0.50 OR LESS. . . . .                      | 293          | 256        | 828        | 273        | 214        | 215        | 308        | 140        | 611        | 323        |
| 0.51 TO 0.75. . . . .                      | 183          | 160        | 383        | 189        | 230        | 119        | 229        | 66         | 289        | 167        |
| 0.76 TO 1.00. . . . .                      | 186          | 158        | 600        | 175        | 394        | 90         | 241        | 73         | 225        | 193        |
| 1.01 OR MORE. . . . .                      | 358          | 272        | 490        | 290        | 131        | 197        | 126        | 111        | 137        | 91         |







Table P-4.—CHARACTERISTICS OF THE NONWHITE POPULATION, FOR CENSUS TRACTS WITH 400 OR MORE SUCH PERSONS: 1960—Con.

(Asterisk (\*) denotes statistics based on 25-percent sample. Population per household not shown where less than 50 persons in households. Median and percent not shown where base is less than 200)

| SUBJECT   | MONROE--CON.  |               | TRACTED BALANCE<br>OF OUACHITA<br>PARISH | TOTALS FOR SPLIT TRACTS |               |               |
|---|---------------|---------------|--|-------------------------|---------------|---------------|
|   | TRACT<br>0011 | TRACT<br>0013 | TRACT<br>0011                            | TRACT<br>0006           | TRACT<br>0007 | TRACT<br>0011 |
| HOUSEHOLD RELATIONSHIP                          |               |               |  |                         |               |               |
| NONWHITE POPULATION . . . . .                   | 2 293         | 1 197         | 1 302                                    | 4 431                   | 3 746         | 3 595         |
| POPULATION IN HOUSEHOLDS . . . . .              | 2 293         | 1 190         | 1 302                                    | 4 394                   | 3 746         | 3 595         |
| HEAD OF HOUSEHOLD . . . . .                     | 604           | 331           | 294                                      | 1 050                   | 914           | 898           |
| HEAD OF PRIMARY FAMILY . . . . .                | 503           | 264           | 265                                      | 886                     | 790           | 768           |
| PRIMARY INDIVIDUAL . . . . .                    | 101           | 67            | 29                                       | 164                     | 124           | 130           |
| WIFE OF HEAD . . . . .                          | 352           | 174           | 185                                      | 611                     | 521           | 537           |
| CHILD UNDER 18 OF HEAD . . . . .                | 844           | 388           | 515                                      | 1 618                   | 1 561         | 1 359         |
| OTHER RELATIVE OF HEAD . . . . .                | 454           | 256           | 291                                      | 1 023                   | 661           | 745           |
| NONRELATIVE OF HEAD . . . . .                   | 39            | 41            | 17                                       | 82                      | 89            | 56            |
| POPULATION IN GROUP QUARTERS . . . . .          | ...           | 7             | ...                                      | 47                      | ...           | ...           |
| INMATE OF INSTITUTION . . . . .                 | ...           | 7             | ...                                      | 30                      | ...           | ...           |
| OTHER . . . . .                                 | ...           | 7             | ...                                      | 17                      | ...           | ...           |
| POPULATION PER HOUSEHOLD . . . . .              | 3.80          | 3.60          | 4.43                                     | 4.18                    | 4.10          | 4.00          |
| MARRIED COUPLES* . . . . .                      | 361           | 195           | 178                                      | 678                     | 532           | 539           |
| WITH OWN HOUSEHOLD . . . . .                    | 345           | 185           | 168                                      | 640                     | 513           | 513           |
| WITH OWN CHILDREN UNDER 6 . . . . .             | 127           | 37            | 72                                       | 251                     | 206           | 199           |
| WITH OWN CHILDREN UNDER 18 . . . . .            | 204           | 80            | 96                                       | 389                     | 317           | 300           |
| WITH HUSBAND UNDER 45 YEARS . . . . .           | 177           | 72            | 68                                       | 291                     | 279           | 245           |
| WITH OWN CHILDREN UNDER 18 . . . . .            | 139           | 54            | 60                                       | 236                     | 221           | 199           |
| UNRELATED INDIVIDUALS* . . . . .                | 164           | 109           | 61                                       | 182                     | 200           | 225           |
| PERSONS UNDER 18 YEARS OLD* . . . . .           | 1 030         | 517           | 654                                      | 2 178                   | 1 872         | 1 684         |
| LIVING WITH BOTH PARENTS* . . . . .             | 634           | 284           | 283                                      | 1 240                   | 1 053         | 917           |
| *YEARS OF SCHOOL COMPLETED                      |               |               |  |                         |               |               |
| PERSONS 25 YEARS OLD AND OVER . . . . .         | 1 080         | 608           | 541                                      | 1 912                   | 1 580         | 1 621         |
| NO SCHOOL YEARS COMPLETED . . . . .             | 87            | 57            | 79                                       | 279                     | 132           | 166           |
| ELEMENTARY: 1 TO 4 YEARS . . . . .              | 382           | 156           | 165                                      | 627                     | 348           | 547           |
| 5 TO 7 YEARS . . . . .                          | 230           | 134           | 147                                      | 501                     | 414           | 377           |
| 8 YEARS . . . . .                               | 79            | 73            | 35                                       | 180                     | 114           | 114           |
| HIGH SCHOOL: 1 TO 3 YEARS . . . . .             | 164           | 120           | 69                                       | 206                     | 348           | 233           |
| 4 YEARS . . . . .                               | 42            | 37            | 22                                       | 91                      | 96            | 64            |
| COLLEGE: 1 TO 3 YEARS . . . . .                 | 44            | 15            | 5  | 16                      | 32            | 49            |
| 4 YEARS OR MORE . . . . .                       | 52            | 16            | 19                                       | 12                      | 49            | 71            |
| MEDIAN SCHOOL YEARS COMPLETED . . . . .         | 5.9           | 7.0           | 5.5                                      | 5.3                     | 7.0           | 5.8           |
| *RESIDENCE IN 1955                              |               |               |  |                         |               |               |
| PERSONS 5 YRS. OLD & OVER, 1960 . . . . .       | 1 970         | 1 043         | 1 051                                    | 3 730                   | 3 109         | 3 021         |
| SAME HOUSE AS IN 1960 . . . . .                 | 1 046         | 492           | 448                                      | 2 195                   | 1 612         | 1 494         |
| DIFFERENT HOUSE IN U.S. . . . .                 | 920           | 548           | 587                                      | 1 505                   | 1 481         | 1 507         |
| CENTRAL CITY OF THIS SMSA . . . . .             | 651           | 355           | 182                                      | 1 039                   | 1 200         | 833           |
| OTHER PART OF THIS SMSA . . . . .               | 62            | 35            | 255                                      | 91                      | 134           | 317           |
| OUTSIDE THIS SMSA . . . . .                     | 207           | 158           | 150                                      | 375                     | 147           | 357           |
| ABROAD . . . . .                                | 4             | 3             | 4  | ...                     | 16            | 4             |
| MOVED; RESIDENCE IN 1955 NOT REPORTED . . . . . | 4             | ...           | 12                                       | 30                      | ...           | 16            |
| *FAMILY INCOME IN 1959                          |               |               |  |                         |               |               |
| ALL FAMILIES . . . . .                          | 473           | 274           | 259                                      | 937                     | 779           | 732           |
| UNDER \$1,000 . . . . .                         | 20            | 30            | 38                                       | 151                     | 126           | 58            |
| \$1,000 TO \$1,999 . . . . .                    | 143           | 56            | 94                                       | 250                     | 216           | 237           |
| \$2,000 TO \$2,999 . . . . .                    | 126           | 67            | 42                                       | 259                     | 195           | 168           |
| \$3,000 TO \$3,999 . . . . .                    | 80            | 55            | 34                                       | 134                     | 107           | 114           |
| \$4,000 TO \$4,999 . . . . .                    | 56            | 28            | 32                                       | 82                      | 65            | 88            |
| \$5,000 TO \$5,999 . . . . .                    | 20            | 8             | 8  | 21                      | 24            | 28            |
| \$6,000 TO \$6,999 . . . . .                    | 16            | 4             | ...                                      | 16                      | 19            | 16            |
| \$7,000 TO \$7,999 . . . . .                    | 8             | 14            | 8  | ...                     | 5             | 3             |
| \$8,000 TO \$8,999 . . . . .                    | ...           | 8             | 3  | 8                       | 13            | ...           |
| \$9,000 TO \$9,999 . . . . .                    | ...           | ...           | ...                                      | 8                       | 4             | ...           |
| \$10,000 AND OVER . . . . .                     | 4             | 4             | ...                                      | 8                       | 4             | 4             |
| MEDIAN INCOME: FAMILIES . . . . .               | \$2 583       | \$2 761       | \$1 973                                  | \$2 261                 | \$2 244       | \$2 423       |
| FAM. & UNREL. INDIV. . . . .                    | \$2 041       | \$2 147       | \$1 821                                  | \$2 023                 | \$1 903       | \$1 950       |
| *EMPLOYMENT STATUS AND OCCUPATION               |               |               |  |                         |               |               |
| MALE, 14 YEARS OLD AND OVER . . . . .           | 598           | 349           | 334                                      | 1 183                   | 942           | 932           |
| LABOR FORCE . . . . .                           | 403           | 226           | 200                                      | 761                     | 595           | 603           |
| PERCENT OF TOTAL . . . . .                      | 67.4          | 64.8          | 59.9                                     | 64.3                    | 63.2          | 64.7          |
| CIVILIAN LABOR FORCE . . . . .                  | 403           | 226           | 200                                      | 761                     | 595           | 603           |
| EMPLOYED . . . . .                              | 339           | 200           | 192                                      | 706                     | 534           | 531           |
| UNEMPLOYED . . . . .                            | 64            | 26            | 8  | 55                      | 61            | 72            |
| PERCENT OF CIV. LABOR FORCE . . . . .           | 15.9          | 11.5          | 4.0                                      | 7.2                     | 10.3          | 11.9          |
| NOT IN LABOR FORCE . . . . .                    | 195           | 123           | 134                                      | 422                     | 347           | 329           |
| FEMALE, 14 YEARS OLD AND OVER . . . . .         | 799           | 411           | 386                                      | 1 447                   | 1 206         | 1 185         |
| LABOR FORCE . . . . .                           | 372           | 227           | 185                                      | 573                     | 492           | 557           |
| PERCENT OF TOTAL . . . . .                      | 46.6          | 55.2          | 47.9                                     | 39.6                    | 40.8          | 47.0          |
| MARRIED WOMEN IN L.F.; HUSBAND PRES. . . . .    | 203           | 104           | 105                                      | 282                     | 260           | 308           |
| WITH OWN CHILDREN UNDER 6 . . . . .             | 80            | 25            | 21                                       | 86                      | 100           | 101           |
| MALE, EMPLOYED . . . . .                        | 339           | 200           | 192                                      | 706                     | 534           | 531           |
| PROFESS'L, TECHN'L, & KINDRED WORKERS . . . . . | 32            | 4             | ...                                      | 8                       | 25            | 32            |
| MGRS., OFF'IS., & PROP'IS, INCL. FARM . . . . . | 16            | ...           | 3  | 29                      | 28            | 19            |
| CLERICAL AND KINDRED WORKERS . . . . .          | 20            | 7             | 4  | 16                      | 16            | 24            |
| SALES WORKERS . . . . .                         | 4             | ...           | ...                                      | 24                      | 14            | 4             |
| CRAFTSMEN, FOREMEN, & KINDRED WORKERS . . . . . | 28            | 13            | 20                                       | 70                      | 48            | 48            |
| OPERATIVES AND KINDRED WORKERS . . . . .        | 76            | 79            | 65                                       | 202                     | 155           | 147           |
| PRIVATE HOUSEHOLD WORKERS . . . . .             | ...           | 5             | ...                                      | 4                       | 10            | ...           |
| SERVICE WKRS., EXC. PRIV. HOUSEHOLD . . . . .   | 50            | 37            | 13                                       | 96                      | 81            | 67            |
| LABORERS, EXCEPT MINE . . . . .                 | 96            | 55            | 69                                       | 216                     | 144           | 165           |
| OCCUPATION NOT REPORTED . . . . .               | 17            | ...           | 18                                       | 41                      | 13            | 35            |
| FEMALE, EMPLOYED . . . . .                      | 342           | 210           | 172                                      | 529                     | 433           | 514           |
| PROFESS'L, TECHN'L, & KINDRED WORKERS . . . . . | 38            | 16            | 16                                       | 12                      | 48            | 54            |
| MGRS., OFF'IS., & PROP'IS, INCL. FARM . . . . . | 13            | 4             | 3  | 7                       | 5             | 16            |
| CLERICAL AND KINDRED WORKERS . . . . .          | 4             | ...           | ...                                      | ...                     | 14            | 4             |
| SALES WORKERS . . . . .                         | 12            | 8             | ...                                      | 4                       | ...           | 12            |
| CRAFTSMEN, FOREMEN, & KINDRED WORKERS . . . . . | ...           | ...           | ...                                      | ...                     | 44            | 29            |
| OPERATIVES AND KINDRED WORKERS . . . . .        | 9             | 19            | 20                                       | 319                     | 211           | 265           |
| PRIVATE HOUSEHOLD WORKERS . . . . .             | 185           | 117           | 80                                       | 167                     | 97            | 111           |
| SERVICE WKRS., EXC. PRIV. HOUSEHOLD . . . . .   | 69            | 38            | 42                                       | 4                       | ...           | 8             |
| LABORERS, EXCEPT MINE . . . . .                 | 4             | 4             | 4  | 4                       | ...           | 15            |
| OCCUPATION NOT REPORTED . . . . .               | 8             | ...           | 7  | 4                       | 14            | ...           |

Table H-1.—OCCUPANCY AND STRUCTURAL CHARACTERISTICS OF HOUSING UNITS, BY CENSUS TRACTS: 1960

[Some data based on sample; see text. Median not shown where base is less than 50]

| SUBJECT                                    | OUACHITA PARISH |        |                   |                     | MONROE     |            |            |            |            |
|--|-----------------|--------|-------------------|---------------------|------------|------------|------------|------------|------------|
|  | TOTAL           | MONROE | BALANCE (TRACTED) | BALANCE (UNTRACTED) | TRACT 0001 | TRACT 0002 | TRACT 0003 | TRACT 0004 | TRACT 0005 |
| ALL HOUSING UNITS. . . . .                 | 31 070          | 16 302 | 1 466             | 13 302              | 1 605      | 1 377      | 1 368      | 1 209      | ...        |
| TENURE, COLOR, AND VACANCY STATUS          |                 |        |                   |                     |            |            |            |            |            |
| OWNER OCCUPIED . . . . .                   | 18 118          | 8 472  | 1 086             | 8 560               | 1 032      | 1 198      | 499        | 800        | ...        |
| WHITE . . . . .                            | 14 395          | 5 906  | 727               | 7 762               | 1 032      | 1 192      | 57         | 798        | ...        |
| NONWHITE . . . . .                         | 3 723           | 2 566  | 359               | 798                 | ...        | 6          | 442        | 2          | ...        |
| RENTER OCCUPIED. . . . .                   | 10 816          | 6 829  | 295               | 3 692               | 495        | 118        | 798        | 347        | ...        |
| WHITE . . . . .                            | 5 965           | 3 164  | 164               | 2 637               | 492        | 114        | 69         | 347        | ...        |
| NONWHITE . . . . .                         | 4 851           | 3 665  | 131               | 1 055               | 3          | 4          | 729        | ...        | ...        |
| AVAILABLE VACANT . . . . .                 | 1 001           | 619    | 44                | 338                 | 60         | 44         | 18         | 27         | ...        |
| FOR SALE ONLY. . . . .                     | 346             | 170    | 20                | 156                 | 25         | 37         | 2          | 12         | ...        |
| FOR RENT . . . . .                         | 655             | 449    | 24                | 182                 | 35         | 7          | 16         | 15         | ...        |
| OTHER VACANT . . . . .                     | 1 135           | 382    | 41                | 712                 | 18         | 17         | 53         | 35         | ...        |
| CONDITION AND PLUMBING                     |                 |        |                   |                     |            |            |            |            |            |
| SOUND. . . . .                             | 21 024          | 10 565 | 1 132             | 9 327               | 1 509      | 1 365      | 506        | 1 137      | ...        |
| WITH ALL PLUMBING FACILITIES . . . . .     | 18 676          | 9 603  | 855               | 8 218               | 1 503      | 1 362      | 382        | 1 127      | ...        |
| LACKING ONLY HOT WATER . . . . .           | 145             | 61     | 6                 | 78                  | 1          | ...        | 18         | 5          | ...        |
| LACKING OTHER PLUMBING FACILITIES. . . . . | 2 203           | 901    | 271               | 1 031               | 5          | 3          | 106        | 5          | ...        |
| DETERIORATING. . . . .                     | 6 121           | 3 576  | 225               | 2 320               | 84         | 6          | 496        | 66         | ...        |
| WITH ALL PLUMBING FACILITIES . . . . .     | 2 538           | 1 433  | 77                | 1 028               | 77         | 4          | 181        | 60         | ...        |
| LACKING ONLY HOT WATER . . . . .           | 213             | 141    | ...               | 72                  | ...        | ...        | 33         | 6          | ...        |
| LACKING OTHER PLUMBING FACILITIES. . . . . | 3 370           | 2 002  | 148               | 1 220               | 7          | 2          | 282        | 6          | ...        |
| DILAPIDATED. . . . .                       | 3 925           | 2 161  | 109               | 1 655               | 12         | 6          | 366        | 6          | ...        |
| BATHROOMS                                  |                 |        |                   |                     |            |            |            |            |            |
| 1. . . . .                                 | 18 425          | 9 448  | 753               | 8 224               | 998        | 752        | 640        | 1 042      | ...        |
| MORE THAN 1. . . . .                       | 3 365           | 1 874  | 222               | 1 269               | 586        | 614        | 17         | 148        | ...        |
| SHARED OR NONE . . . . .                   | 9 269           | 4 980  | 465               | 3 824               | 21         | 11         | 711        | 19         | ...        |
| ROOMS                                      |                 |        |                   |                     |            |            |            |            |            |
| 1 ROOM . . . . .                           | 701             | 476    | 9                 | 216                 | 8          | 6          | 31         | 14         | ...        |
| 2 ROOMS. . . . .                           | 1 729           | 1 062  | 51                | 616                 | 26         | 2          | 75         | 41         | ...        |
| 3 ROOMS. . . . .                           | 5 114           | 3 210  | 190               | 1 714               | 117        | 16         | 568        | 65         | ...        |
| 4 ROOMS. . . . .                           | 7 793           | 3 954  | 360               | 3 479               | 230        | 185        | 290        | 314        | ...        |
| 5 ROOMS. . . . .                           | 8 336           | 3 672  | 508               | 4 158               | 344        | 552        | 212        | 385        | ...        |
| 6 ROOMS. . . . .                           | 4 896           | 2 400  | 259               | 2 237               | 437        | 350        | 145        | 248        | ...        |
| 7 ROOMS. . . . .                           | 1 651           | 957    | 67                | 627                 | 244        | 161        | 26         | 109        | ...        |
| 8 ROOMS OR MORE. . . . .                   | 848             | 571    | 22                | 255                 | 199        | 105        | 21         | 33         | ...        |
| MEDIAN . . . . .                           | 4.5             | 4.4    | 4.7               | 4.7                 | 5.7        | 5.4        | 3.5        | 4.9        | ...        |
| UNITS IN STRUCTURE                         |                 |        |                   |                     |            |            |            |            |            |
| 1. . . . .                                 | 27 780          | 13 585 | 1 393             | 12 802              | 1 184      | 1 368      | 1 233      | 1 089      | ...        |
| 2. . . . .                                 | 1 722           | 1 374  | 26                | 322                 | 156        | 9          | 86         | 73         | ...        |
| 3 AND 4. . . . .                           | 956             | 856    | 5                 | 95                  | 194        | ...        | 44         | 42         | ...        |
| 5 TO 9 . . . . .                           | 384             | 310    | 6                 | 68                  | 71         | ...        | 5          | 5          | ...        |
| 10 OR MORE . . . . .                       | 217             | 177    | 10                | 30                  | ...        | ...        | ...        | ...        | ...        |
| YEAR STRUCTURE BUILT                       |                 |        |                   |                     |            |            |            |            |            |
| 1950 TO MARCH 1960 . . . . .               | 11 476          | 5 156  | 1 017             | 5 303               | 454        | 1 188      | 136        | 477        | ...        |
| 1940 TO 1949 . . . . .                     | 6 886           | 3 365  | 290               | 3 231               | 362        | 71         | 199        | 493        | ...        |
| 1939 OR EARLIER. . . . .                   | 12 697          | 7 781  | 137               | 4 779               | 789        | 118        | 1 033      | 239        | ...        |
| BASEMENT                                   |                 |        |                   |                     |            |            |            |            |            |
| BASEMENT . . . . .                         | 255             | 169    | 5                 | 81                  | 11         | 16         | 12         | 9          | ...        |
| CONCRETE SLAB. . . . .                     | 7 181           | 3 572  | 599               | 3 010               | 334        | 1 060      | 25         | 372        | ...        |
| OTHER. . . . .                             | 23 623          | 12 561 | 836               | 10 226              | 1 260      | 301        | 1 331      | 828        | ...        |
| HEATING EQUIPMENT                          |                 |        |                   |                     |            |            |            |            |            |
| STEAM OR HOT WATER . . . . .               | 56              | 48     | ...               | 8                   | ...        | 16         | ...        | ...        | ...        |
| WARM AIR FURNACE . . . . .                 | 4 173           | 2 080  | 531               | 1 562               | 487        | 931        | 7          | 149        | ...        |
| BUILT-IN ROOM UNITS. . . . .               | 5 221           | 3 337  | 137               | 1 747               | 535        | 349        | ...        | 379        | ...        |
| OTHER MEANS WITH FLUE. . . . .             | 1 215           | 196    | 47                | 972                 | 4          | 4          | 4          | 4          | ...        |
| OTHER MEANS WITHOUT FLUE . . . . .         | 20 195          | 10 587 | 729               | 8 879               | 579        | 77         | 1 357      | 677        | ...        |
| NONE . . . . .                             | 199             | 54     | ...               | 145                 | ...        | ...        | ...        | ...        | ...        |
| ALL OCCUPIED UNITS . . . . .               | 28 934          | 15 301 | 1 381             | 12 252              | 1 527      | 1 316      | 1 297      | 1 147      | ...        |
| PERSONS                                    |                 |        |                   |                     |            |            |            |            |            |
| 1 PERSON . . . . .                         | 3 791           | 2 445  | 101               | 1 245               | 292        | 62         | 253        | 91         | ...        |
| 2 PERSONS. . . . .                         | 7 680           | 4 171  | 330               | 3 179               | 530        | 277        | 379        | 330        | ...        |
| 3 PERSONS. . . . .                         | 5 430           | 2 802  | 261               | 2 367               | 304        | 269        | 200        | 265        | ...        |
| 4 PERSONS. . . . .                         | 4 932           | 2 353  | 258               | 2 321               | 201        | 374        | 143        | 246        | ...        |
| 5 PERSONS. . . . .                         | 3 172           | 1 513  | 194               | 1 465               | 123        | 222        | 108        | 122        | ...        |
| 6 PERSONS OR MORE. . . . .                 | 3 929           | 2 017  | 237               | 1 675               | 77         | 112        | 214        | 93         | ...        |
| MEDIAN! . . . . .                          | 3.1             | 2.9    | 3.5               | 3.2                 | 2.4        | 3.6        | 2.6        | 3.1        | ...        |
| ALL OCCUPIED . . . . .                     | 3.3             | 3.1    | 3.8               | 3.4                 | 2.7        | 3.6        | 2.3        | 3.3        | ...        |
| OWNER . . . . .                            | 2.9             | 2.7    | 3.6               | 3.3                 | 2.2        | ...        | 3.0        | 2.9        | ...        |
| RENTER . . . . .                           | 2.9             | 2.7    | 3.6               | 3.3                 | 2.2        | ...        | 3.0        | 2.9        | ...        |
| PERSONS PER ROOM                           |                 |        |                   |                     |            |            |            |            |            |
| 0.50 OR LESS . . . . .                     | 10 480          | 5 857  | 402               | 4 221               | 985        | 459        | 485        | 467        | ...        |
| 0.51 TO 0.75 . . . . .                     | 6 235           | 3 196  | 331               | 2 708               | 298        | 368        | 245        | 270        | ...        |
| 0.76 TO 1.00 . . . . .                     | 7 059           | 3 512  | 370               | 3 177               | 221        | 425        | 221        | 310        | ...        |
| 1.01 OR MORE . . . . .                     | 5 160           | 2 736  | 278               | 2 146               | 23         | 64         | 346        | 100        | ...        |

Table H-1.—OCCUPANCY AND STRUCTURAL CHARACTERISTICS OF HOUSING UNITS, BY CENSUS TRACTS: 1960—Con.

[Some data based on sample; see text. Median not shown where base is less than 50]

| SUBJECT                                    | MONROE--CON. |            |            |            |            |            |            |            |            |            |
|--|--------------|------------|------------|------------|------------|------------|------------|------------|------------|------------|
|  | TRACT 0006   | TRACT 0007 | TRACT 0008 | TRACT 0009 | TRACT 0010 | TRACT 0011 | TRACT 0012 | TRACT 0013 | TRACT 0014 | TRACT 0015 |
| ALL HOUSING UNITS. . . . .                 | 1 109        | 906        | 2 535      | 962        | 1 025      | 643        | 958        | 406        | 1 364      | 835        |
| TENURE, COLOR, AND VACANCY STATUS          |              |            |            |            |            |            |            |            |            |            |
| OWNER OCCUPIED. . . . .                    | 675          | 407        | 381        | 322        | 791        | 424        | 557        | 170        | 622        | 594        |
| WHITE. . . . .                             | 1            | 5          | 261        | 3          | 791        | 13         | 554        | 33         | 604        | 562        |
| NONWHITE. . . . .                          | 674          | 402        | 120        | 319        | ...        | 411        | 3          | 137        | 18         | 32         |
| RENTER OCCUPIED. . . . .                   | 345          | 439        | 1 920      | 605        | 178        | 197        | 347        | 220        | 640        | 180        |
| WHITE. . . . .                             | 28           | 3          | 753        | 12         | 177        | 4          | 345        | 26         | 620        | 174        |
| NONWHITE. . . . .                          | 317          | 436        | 1 167      | 593        | 1          | 193        | 2          | 194        | 20         | 6          |
| AVAILABLE VACANT. . . . .                  | 42           | 26         | 148        | 24         | 49         | 12         | 39         | 4          | 81         | 45         |
| FOR SALE ONLY. . . . .                     | 6            | 2          | 9          | 7          | 26         | 3          | 12         | ...        | 12         | 17         |
| FOR RENT. . . . .                          | 36           | 24         | 139        | 17         | 23         | 9          | 27         | 4          | 69         | 28         |
| OTHER VACANT. . . . .                      | 47           | 34         | 86         | 11         | 7          | 10         | 15         | 12         | 21         | 16         |
| CONDITION AND PLUMBING                     |              |            |            |            |            |            |            |            |            |            |
| SOUND. . . . .                             | 370          | 407        | 1 011      | 433        | 999        | 119        | 856        | 128        | 963        | 762        |
| WITH ALL PLUMBING FACILITIES. . . . .      | 77           | 341        | 703        | 415        | 994        | 100        | 847        | 101        | 910        | 741        |
| LACKING ONLY HOT WATER. . . . .            | 2            | 12         | 9          | 2          | ...        | 2          | ...        | 6          | ...        | 4          |
| LACKING OTHER PLUMBING FACILITIES. . . . . | 291          | 54         | 299        | 16         | 5          | 17         | 9          | 21         | 53         | 17         |
| DETERIORATING. . . . .                     | 290          | 399        | 795        | 494        | 24         | 255        | 66         | 204        | 341        | 56         |
| WITH ALL PLUMBING FACILITIES. . . . .      | 66           | 135        | 231        | 93         | 21         | 117        | 63         | 66         | 277        | 42         |
| LACKING ONLY HOT WATER. . . . .            | 2            | 18         | 53         | 13         | ...        | 7          | 1          | 8          | 4          | 2          |
| LACKING OTHER PLUMBING FACILITIES. . . . . | 222          | 246        | 511        | 388        | 3          | 131        | 2          | 130        | 60         | 12         |
| DILAPIDATED. . . . .                       | 449          | 100        | 729        | 35         | 2          | 269        | 36         | 74         | 60         | 17         |
| BATHROOMS                                  |              |            |            |            |            |            |            |            |            |            |
| 1. . . . .                                 | 164          | 477        | 846        | 513        | 943        | 255        | 884        | 161        | 1 050      | 723        |
| MORE THAN 1. . . . .                       | ...          | 12         | 111        | 10         | 77         | 15         | 37         | ...        | 185        | 62         |
| SHARED OR NONE. . . . .                    | 945          | 417        | 1 578      | 439        | 5          | 373        | 37         | 245        | 129        | 50         |
| ROOMS                                      |              |            |            |            |            |            |            |            |            |            |
| 1 ROOM. . . . .                            | 16           | 3          | 322        | 4          | 1          | 5          | 17         | 9          | 28         | 12         |
| 2 ROOMS. . . . .                           | 88           | 43         | 490        | 78         | 4          | 37         | 25         | 24         | 103        | 26         |
| 3 ROOMS. . . . .                           | 248          | 218        | 947        | 274        | 17         | 175        | 81         | 155        | 257        | 72         |
| 4 ROOMS. . . . .                           | 364          | 336        | 280        | 378        | 416        | 181        | 388        | 85         | 277        | 230        |
| 5 ROOMS. . . . .                           | 220          | 178        | 188        | 133        | 471        | 139        | 266        | 50         | 272        | 262        |
| 6 ROOMS. . . . .                           | 145          | 84         | 168        | 70         | 89         | 83         | 132        | 47         | 243        | 159        |
| 7 ROOMS. . . . .                           | 25           | 37         | 68         | 19         | 25         | 21         | 39         | 24         | 102        | 57         |
| 8 ROOMS OR MORE. . . . .                   | 3            | 7          | 72         | 6          | 2          | 2          | 10         | 12         | 82         | 17         |
| MEDIAN. . . . .                            | 4.1          | 4.1        | 3.0        | 3.8        | 4.7        | 4.1        | 4.4        | 3.7        | 4.6        | 4.8        |
| UNITS IN STRUCTURE                         |              |            |            |            |            |            |            |            |            |            |
| 1. . . . .                                 | 1 005        | 694        | 1 628      | 927        | 941        | 608        | 761        | 367        | 971        | 809        |
| 2. . . . .                                 | 54           | 50         | 429        | 30         | 76         | 35         | 112        | 34         | 204        | 26         |
| 3 AND 4. . . . .                           | 5            | 124        | 198        | 5          | 8          | ...        | 68         | ...        | 168        | ...        |
| 5 TO 9. . . . .                            | 45           | 38         | 120        | ...        | ...        | ...        | 5          | ...        | 21         | ...        |
| 10 OR MORE. . . . .                        | ...          | ...        | 160        | ...        | ...        | ...        | 17         | ...        | ...        | ...        |
| YEAR STRUCTURE BUILT                       |              |            |            |            |            |            |            |            |            |            |
| 1950 TO MARCH 1960. . . . .                | 406          | 336        | 77         | 374        | 817        | 136        | 416        | 40         | 97         | 202        |
| 1940 TO 1949. . . . .                      | 636          | 258        | 139        | 69         | 189        | 230        | 267        | 59         | 107        | 286        |
| 1939 OR EARLIER. . . . .                   | 67           | 312        | 2 319      | 519        | 19         | 277        | 275        | 307        | 1 160      | 347        |
| BASEMENT                                   |              |            |            |            |            |            |            |            |            |            |
| BASEMENT. . . . .                          | 10           | 15         | 24         | ...        | ...        | ...        | 33         | ...        | 39         | ...        |
| CONCRETE SLAB. . . . .                     | 10           | 162        | 175        | 223        | 662        | 65         | 304        | 5          | 99         | 76         |
| OTHER. . . . .                             | 1 089        | 729        | 2 336      | 739        | 363        | 578        | 621        | 401        | 1 226      | 759        |
| HEATING EQUIPMENT                          |              |            |            |            |            |            |            |            |            |            |
| STEAM OR HOT WATER. . . . .                | ...          | ...        | 32         | ...        | ...        | ...        | ...        | ...        | ...        | ...        |
| WARM AIR FURNACE. . . . .                  | ...          | ...        | 33         | ...        | 329        | ...        | 27         | ...        | 77         | 40         |
| BUILT-IN ROOM UNITS. . . . .               | 4            | 191        | 286        | 358        | 445        | 33         | 302        | ...        | 125        | 350        |
| OTHER MEANS WITH FLUE. . . . .             | ...          | 4          | 16         | 4          | 136        | ...        | 12         | ...        | 4          | 4          |
| OTHER MEANS WITHOUT FLUE. . . . .          | 1 084        | 700        | 2 168      | 596        | 115        | 602        | 617        | 402        | 1 158      | 455        |
| NONE. . . . .                              | 21           | 11         | ...        | 4          | ...        | 8          | ...        | 4          | ...        | 6          |
| ALL OCCUPIED UNITS. . . . .                | 1 020        | 846        | 2 301      | 927        | 969        | 621        | 904        | 390        | 1 262      | 774        |
| PERSONS                                    |              |            |            |            |            |            |            |            |            |            |
| 1 PERSON. . . . .                          | 136          | 96         | 800        | 132        | 39         | 90         | 89         | 59         | 226        | 80         |
| 2 PERSONS. . . . .                         | 233          | 214        | 608        | 245        | 161        | 154        | 242        | 113        | 448        | 237        |
| 3 PERSONS. . . . .                         | 177          | 127        | 318        | 145        | 219        | 102        | 214        | 64         | 254        | 144        |
| 4 PERSONS. . . . .                         | 102          | 112        | 197        | 110        | 287        | 71         | 164        | 54         | 142        | 150        |
| 5 PERSONS. . . . .                         | 92           | 92         | 134        | 91         | 169        | 72         | 104        | 25         | 86         | 73         |
| 6 PERSONS OR MORE. . . . .                 | 280          | 205        | 244        | 204        | 94         | 132        | 91         | 75         | 106        | 90         |
| MEDIAN. . . . .                            | 3.3          | 3.4        | 2.1        | 3.1        | 3.7        | 3.2        | 3.1        | 2.9        | 2.4        | 3.0        |
| OWNER. . . . .                             | 3.7          | 3.2        | 2.2        | 3.4        | 3.8        | 2.8        | 3.2        | ...        | 2.3        | 2.9        |
| RENTER. . . . .                            | 3.2          | 3.6        | 2.2        | 3.0        | ...        | ...        | 3.0        | 3.0        | 2.5        | ...        |
| PERSONS PER ROOM                           |              |            |            |            |            |            |            |            |            |            |
| 0.50 OR LESS. . . . .                      | 293          | 256        | 828        | 273        | 214        | 215        | 308        | 140        | 611        | 323        |
| 0.51 TO 0.75. . . . .                      | 183          | 160        | 383        | 189        | 230        | 119        | 229        | 66         | 289        | 167        |
| 0.76 TO 1.00. . . . .                      | 186          | 158        | 600        | 175        | 394        | 90         | 241        | 73         | 225        | 193        |
| 1.01 OR MORE. . . . .                      | 358          | 272        | 490        | 290        | 131        | 197        | 126        | 111        | 137        | 91         |

Table H-1.—OCCUPANCY AND STRUCTURAL CHARACTERISTICS OF HOUSING UNITS, BY CENSUS TRACTS: 1960—Con.

[Some data based on sample; see text. Median not shown where base is less than 50]

Table with 13 columns: SUBJECT, TRACT BALANCE OF OUACHITA PARISH (TRACT 0002-0011), and TOTALS FOR SPLIT TRACTS (TRACT 0002-0011). Rows include categories like ALL HOUSING UNITS, TENURE, COLOR, AND VACANCY STATUS, CONDITION AND PLUMBING, BATHROOMS, ROOMS, UNITS IN STRUCTURE, YEAR STRUCTURE BUILT, BASEMENT, HEATING EQUIPMENT, ALL OCCUPIED UNITS, PERSONS, and PERSONS PER ROOM.

Table H-2.—YEAR MOVED INTO UNIT, AUTOMOBILES AVAILABLE, AND VALUE OR RENT OF OCCUPIED HOUSING UNITS, BY CENSUS TRACTS: 1960

(Some data based on sample; median not shown where base is insufficient; see text. Plus (+) or minus (-) after number indicates median above or below that number)

| SUBJECT                            | OUACHITA PARISH |        |                   |                     | MONROE     |            |            |            |            |
|------------------------------------|-----------------|--------|-------------------|---------------------|------------|------------|------------|------------|------------|
|                                    | TOTAL           | MONROE | BALANCE (TRACTED) | BALANCE (UNTRACTED) | TRACT 0001 | TRACT 0002 | TRACT 0003 | TRACT 0004 | TRACT 0005 |
| ALL OCCUPIED UNITS . . . . .       | 28 934          | 15 301 | 1 381             | 12 252              | 1 527      | 1 316      | 1 297      | 1 147      | ...        |
| YEAR MOVED INTO UNIT               |                 |        |                   |                     |            |            |            |            |            |
| 1958 TO MARCH 1960 . . . . .       | 10 514          | 5 499  | 526               | 4 489               | 537        | 535        | 404        | 441        | ...        |
| 1954 TO 1957 . . . . .             | 7 160           | 3 763  | 517               | 2 880               | 291        | 513        | 264        | 282        | ...        |
| 1940 TO 1953 . . . . .             | 8 596           | 4 575  | 266               | 3 755               | 486        | 220        | 364        | 353        | ...        |
| 1939 OR EARLIER . . . . .          | 2 664           | 1 464  | 52                | 1 148               | 213        | 48         | 265        | 71         | ...        |
| AUTOMOBILES AVAILABLE              |                 |        |                   |                     |            |            |            |            |            |
| 1 . . . . .                        | 13 367          | 6 775  | ...               | ...                 | 642        | 498        | 415        | 632        | ...        |
| 2 . . . . .                        | 7 245           | 3 046  | ...               | ...                 | 600        | 679        | 68         | 419        | ...        |
| 3 OR MORE . . . . .                | 907             | 408    | ...               | ...                 | 148        | 99         | 16         | 36         | ...        |
| NONE . . . . .                     | 7 415           | 5 072  | ...               | ...                 | 137        | 40         | 798        | 60         | ...        |
| VALUE                              |                 |        |                   |                     |            |            |            |            |            |
| OWNER OCCUPIED . . . . .           | 16 100          | 8 055  | 990               | 7 055               | 978        | 1 180      | 471        | 778        | ...        |
| LESS THAN \$5,000 . . . . .        | 3 389           | 1 797  | 335               | 1 257               | 4          | 5          | 233        | 27         | ...        |
| \$5,000 TO \$9,900 . . . . .       | 4 851           | 2 355  | 128               | 2 368               | 47         | 134        | 174        | 191        | ...        |
| \$10,000 TO \$14,900 . . . . .     | 4 470           | 2 029  | 272               | 2 169               | 308        | 312        | 53         | 340        | ...        |
| \$15,000 TO \$19,900 . . . . .     | 1 814           | 939    | 171               | 704                 | 275        | 312        | 7          | 138        | ...        |
| \$20,000 TO \$24,900 . . . . .     | 757             | 397    | 41                | 319                 | 145        | 148        | 2          | 42         | ...        |
| \$25,000 OR MORE . . . . .         | 819             | 538    | 43                | 238                 | 199        | 269        | 2          | 40         | ...        |
| MEDIAN . . . . . DOLLARS . . . . . | 9 800           | 9 700  | 11 000            | 9 800               | 17 400     | 17 200     | 5 100      | 12 500     | ...        |
| GROSS RENT                         |                 |        |                   |                     |            |            |            |            |            |
| RENTER OCCUPIED . . . . .          | 10 636          | 6 829  | 303               | 3 504               | 495        | 118        | 798        | 347        | ...        |
| LESS THAN \$20 . . . . .           | 458             | 244    | ...               | 214                 | ...        | ...        | 16         | ...        | ...        |
| \$20 TO \$39 . . . . .             | 4 316           | 3 022  | 104               | 1 190               | 4          | ...        | 519        | 15         | ...        |
| \$40 TO \$59 . . . . .             | 2 501           | 1 546  | 67                | 888                 | 72         | ...        | 167        | 74         | ...        |
| \$60 TO \$79 . . . . .             | 1 590           | 1 173  | 13                | 404                 | 234        | 29         | 29         | 114        | ...        |
| \$80 TO \$99 . . . . .             | 446             | 304    | 32                | 110                 | 67         | 18         | 10         | 70         | ...        |
| \$100 TO \$149 . . . . .           | 316             | 228    | 32                | 56                  | 102        | 56         | 4          | 50         | ...        |
| \$150 OR MORE . . . . .            | 18              | 18     | ...               | ...                 | ...        | ...        | ...        | ...        | ...        |
| NO CASH RENT . . . . .             | 991             | 294    | 55                | 642                 | 16         | 15         | 53         | 24         | ...        |
| MEDIAN . . . . . DOLLARS . . . . . | 40              | 40     | 45                | 41                  | 73         | ...        | 35         | 72         | ...        |
| CONTRACT RENT                      |                 |        |                   |                     |            |            |            |            |            |
| RENTER OCCUPIED . . . . .          | 9 645           | 6 535  | 248               | 2 862               | 479        | 103        | 745        | 323        | ...        |
| MEDIAN . . . . . DOLLARS . . . . . | 30              | 29     | 36                | 31                  | 63         | ...        | 25         | 61         | ...        |

| SUBJECT                            | MONROE--CON. |            |            |            |            |            |            |            |            |            |
|------------------------------------|--------------|------------|------------|------------|------------|------------|------------|------------|------------|------------|
|                                    | TRACT 0006   | TRACT 0007 | TRACT 0008 | TRACT 0009 | TRACT 0010 | TRACT 0011 | TRACT 0012 | TRACT 0013 | TRACT 0014 | TRACT 0015 |
| ALL OCCUPIED UNITS . . . . .       | 1 020        | 846        | 2 301      | 927        | 969        | 621        | 904        | 390        | 1 262      | 774        |
| YEAR MOVED INTO UNIT               |              |            |            |            |            |            |            |            |            |            |
| 1958 TO MARCH 1960 . . . . .       | 242          | 250        | 977        | 228        | 495        | 163        | 362        | 120        | 515        | 230        |
| 1954 TO 1957 . . . . .             | 264          | 253        | 525        | 358        | 299        | 135        | 151        | 114        | 179        | 135        |
| 1940 TO 1953 . . . . .             | 493          | 280        | 511        | 269        | 167        | 282        | 335        | 147        | 342        | 326        |
| 1939 OR EARLIER . . . . .          | 21           | 63         | 288        | 72         | 8          | 41         | 56         | 9          | 226        | 83         |
| AUTOMOBILES AVAILABLE              |              |            |            |            |            |            |            |            |            |            |
| 1 . . . . .                        | 475          | 402        | 704        | 422        | 494        | 258        | 460        | 147        | 733        | 493        |
| 2 . . . . .                        | 44           | 22         | 123        | 58         | 362        | 64         | 234        | ...        | 232        | 141        |
| 3 OR MORE . . . . .                | ...          | ...        | ...        | ...        | 23         | ...        | ...        | ...        | 63         | 23         |
| NONE . . . . .                     | 501          | 422        | 1 474      | 447        | 90         | 299        | 210        | 243        | 234        | 117        |
| VALUE                              |              |            |            |            |            |            |            |            |            |            |
| OWNER OCCUPIED . . . . .           | 655          | 391        | 314        | 318        | 753        | 414        | 529        | 162        | 554        | 575        |
| LESS THAN \$5,000 . . . . .        | 513          | 251        | 62         | 161        | 5          | 293        | 48         | 65         | 46         | 85         |
| \$5,000 TO \$9,900 . . . . .       | 119          | 113        | 80         | 154        | 309        | 89         | 353        | 80         | 229        | 338        |
| \$10,000 TO \$14,900 . . . . .     | 12           | 20         | 80         | 2          | 422        | 28         | 110        | 16         | 187        | 128        |
| \$15,000 TO \$19,900 . . . . .     | 5            | 5          | 42         | 1          | 15         | 2          | 15         | 1          | 55         | 21         |
| \$20,000 TO \$24,900 . . . . .     | 4            | ...        | 22         | ...        | 1          | 2          | 2          | ...        | 21         | 3          |
| \$25,000 OR MORE . . . . .         | 4            | 2          | 28         | ...        | 1          | ...        | 1          | ...        | 16         | ...        |
| MEDIAN . . . . . DOLLARS . . . . . | 5 000-       | 5 000-     | 10 900     | 5 000-     | 10 700     | 5 000-     | 8 100      | 6 000      | 10 100     | 8 000      |
| GROSS RENT                         |              |            |            |            |            |            |            |            |            |            |
| RENTER OCCUPIED . . . . .          | 345          | 439        | 1 920      | 605        | 178        | 197        | 347        | 220        | 640        | 180        |
| LESS THAN \$20 . . . . .           | 32           | 16         | 84         | 40         | ...        | 19         | 13         | 8          | 8          | 8          |
| \$20 TO \$39 . . . . .             | 219          | 300        | 1 152      | 409        | 4          | 154        | 139        | 89         | 314        | 13         |
| \$40 TO \$59 . . . . .             | 57           | 93         | 389        | 128        | 26         | 16         | 85         | 89         | 204        | 36         |
| \$60 TO \$79 . . . . .             | 7            | 8          | 190        | 24         | 94         | ...        | 93         | 56         | 204        | 91         |
| \$80 TO \$99 . . . . .             | ...          | 4          | 23         | ...        | 46         | ...        | 8          | 19         | 24         | 15         |
| \$100 TO \$149 . . . . .           | ...          | ...        | 8          | ...        | 4          | ...        | ...        | ...        | ...        | 4          |
| \$150 OR MORE . . . . .            | ...          | ...        | 18         | ...        | ...        | ...        | ...        | ...        | ...        | ...        |
| NO CASH RENT . . . . .             | 30           | 18         | 56         | 4          | 4          | 8          | ...        | 8          | 36         | 13         |
| MEDIAN . . . . . DOLLARS . . . . . | 29           | 34         | 35         | 33         | ...        | ...        | 44         | 55         | 56         | ...        |
| CONTRACT RENT                      |              |            |            |            |            |            |            |            |            |            |
| RENTER OCCUPIED . . . . .          | 315          | 421        | 1 864      | 601        | 174        | 189        | 338        | 212        | 604        | 167        |
| MEDIAN . . . . . DOLLARS . . . . . | 20-          | 25         | 26         | 24         | ...        | ...        | 40         | 23         | 50         | ...        |

Table H-2.—YEAR MOVED INTO UNIT, AUTOMOBILES AVAILABLE, AND VALUE OR RENT OF OCCUPIED HOUSING UNITS, BY CENSUS TRACTS: 1960—Con.

[Some data based on sample; median not shown where base is insufficient; see text. Plus (+) or minus (-) after number indicates median above or below that number]

| SUBJECT                            | TRACTED BALANCE OF OUACHITA PARISH |            |            |            |            |            | TOTALS FOR SPLIT TRACTS |            |            |            |            |            |
|------------------------------------|------------------------------------|------------|------------|------------|------------|------------|-------------------------|------------|------------|------------|------------|------------|
|                                    | TRACT 0002                         | TRACT 0005 | TRACT 0006 | TRACT 0007 | TRACT 0010 | TRACT 0011 | TRACT 0002              | TRACT 0005 | TRACT 0006 | TRACT 0007 | TRACT 0010 | TRACT 0011 |
| ALL OCCUPIED UNITS . . . . .       | 10                                 | 776        | 63         | 79         | 118        | 335        | 1 326                   | 776        | 1 083      | 925        | 1 087      | 956        |
| YEAR MOVED INTO UNIT               |                                    |            |            |            |            |            |                         |            |            |            |            |            |
| 1958 TO MARCH 1960 . . . . .       | ...                                | 331        | 16         | 28         | 42         | 109        | 535                     | 331        | 258        | 278        | 537        | 272        |
| 1954 TO 1957 . . . . .             | ...                                | 313        | 36         | 18         | 54         | 96         | 513                     | 313        | 300        | 271        | 353        | 231        |
| 1940 TO 1953 . . . . .             | 4                                  | 89         | 11         | 33         | 22         | 107        | 224                     | 89         | 504        | 313        | 189        | 389        |
| 1939 OR EARLIER . . . . .          | ...                                | 29         | ...        | ...        | ...        | 23         | 48                      | 29         | 21         | 63         | 8          | 64         |
| AUTOMOBILES AVAILABLE              |                                    |            |            |            |            |            |                         |            |            |            |            |            |
| 1. . . . .                         | ...                                | ...        | ...        | ...        | ...        | ...        | ...                     | ...        | ...        | ...        | ...        | ...        |
| 2. . . . .                         | ...                                | ...        | ...        | ...        | ...        | ...        | ...                     | ...        | ...        | ...        | ...        | ...        |
| 3 OR MORE . . . . .                | ...                                | ...        | ...        | ...        | ...        | ...        | ...                     | ...        | ...        | ...        | ...        | ...        |
| NONE . . . . .                     | ...                                | ...        | ...        | ...        | ...        | ...        | ...                     | ...        | ...        | ...        | ...        | ...        |
| VALUE                              |                                    |            |            |            |            |            |                         |            |            |            |            |            |
| OWNER OCCUPIED . . . . .           | 4                                  | 578        | 55         | 54         | 65         | 234        | 1 184                   | 578        | 710        | 445        | 818        | 648        |
| LESS THAN \$5,000 . . . . .        | ...                                | 29         | 30         | 47         | 37         | 192        | 5                       | 29         | 543        | 298        | 42         | 485        |
| \$5,000 TO \$9,900 . . . . .       | ...                                | 38         | 21         | 7          | 28         | 34         | 134                     | 38         | 140        | 120        | 337        | 123        |
| \$10,000 TO \$14,900 . . . . .     | ...                                | 260        | 4          | ...        | ...        | 4          | 316                     | 260        | 16         | 20         | 422        | 32         |
| \$15,000 TO \$19,900 . . . . .     | ...                                | 167        | ...        | ...        | ...        | 4          | 312                     | 167        | 5          | 5          | 15         | 6          |
| \$20,000 TO \$24,900 . . . . .     | ...                                | 41         | ...        | ...        | ...        | ...        | 148                     | 41         | 2          | ...        | 1          | 2          |
| \$25,000 OR MORE . . . . .         | ...                                | 43         | ...        | ...        | ...        | ...        | 269                     | 43         | 4          | 2          | 1          | ...        |
| MEDIAN . . . . . DOLLARS . . . . . | ...                                | 14 300     | ...        | ...        | ...        | 5 000-     | 17 200                  | 14 300     | 5 000-     | 5 000-     | 10 400     | 5 000-     |
| GROSS RENT                         |                                    |            |            |            |            |            |                         |            |            |            |            |            |
| RENTER OCCUPIED . . . . .          | ...                                | 140        | 8          | 25         | 41         | 89         | 118                     | 140        | 353        | 464        | 219        | 286        |
| LESS THAN \$20. . . . .            | ...                                | ...        | ...        | ...        | ...        | ...        | ...                     | ...        | 32         | 16         | ...        | 19         |
| \$20 TO \$39 . . . . .             | ...                                | 5          | 4          | 22         | 11         | 62         | ...                     | 5          | 223        | 322        | 15         | 216        |
| \$40 TO \$59 . . . . .             | ...                                | 34         | ...        | ...        | 20         | 13         | ...                     | 34         | 57         | 93         | 46         | 29         |
| \$60 TO \$79 . . . . .             | ...                                | 9          | ...        | ...        | ...        | 4          | ...                     | 9          | 7          | 8          | 94         | 4          |
| \$80 TO \$99 . . . . .             | ...                                | 32         | ...        | ...        | ...        | ...        | ...                     | 32         | ...        | 4          | 46         | ...        |
| \$100 TO \$149 . . . . .           | ...                                | 32         | ...        | ...        | ...        | ...        | ...                     | 32         | ...        | ...        | 4          | ...        |
| \$150 OR MORE . . . . .            | ...                                | ...        | ...        | ...        | ...        | ...        | ...                     | ...        | ...        | ...        | ...        | ...        |
| NO CASH RENT . . . . .             | ...                                | 28         | 4          | 3          | 10         | 10         | 15                      | 28         | 34         | 21         | 14         | 18         |
| MEDIAN . . . . . DOLLARS . . . . . | ...                                | ...        | ...        | ...        | ...        | ...        | ...                     | ...        | 29         | 34         | 66         | 29         |
| CONTRACT RENT                      |                                    |            |            |            |            |            |                         |            |            |            |            |            |
| RENTER OCCUPIED . . . . .          | ...                                | 112        | 4          | 22         | 31         | 79         | 103                     | 112        | 319        | 443        | 205        | 268        |
| MEDIAN . . . . . DOLLARS . . . . . | ...                                | ...        | ...        | ...        | ...        | ...        | ...                     | ...        | 20-        | 25         | 56         | 21         |

Table H-3.—CHARACTERISTICS OF HOUSING UNITS WITH NONWHITE HOUSEHOLD HEADS, FOR CENSUS TRACTS WITH 100 OR MORE SUCH UNITS: 1960

[Asterisk (\*) denotes items restricted to tracts containing 400 or more such housing units. Median not shown where base is insufficient; see text. Minus (-) after number indicates median below that number]

| SUBJECT                                  | QUACHITA PARISH |        |                   |                     | MONROE     |            |            |            |            |
|--|-----------------|--------|-------------------|---------------------|------------|------------|------------|------------|------------|
|  | TOTAL           | MONROE | BALANCE (TRACTED) | BALANCE (UNTRACTED) | TRACT 0003 | TRACT 0006 | TRACT 0007 | TRACT 0008 | TRACT 0009 |
| ALL OCCUPIED UNITS . . . . .             | 8 574           | 6 231  | 490               | 1 853               | 1 171      | 991        | 838        | 1 287      | 912        |
| TENURE                                   |                 |        |                   |                     |            |            |            |            |            |
| OWNER OCCUPIED . . . . .                 | 3 723           | 2 566  | 359               | 798                 | 442        | 674        | 402        | 120        | 319        |
| RENTER OCCUPIED . . . . .                | 4 851           | 3 665  | 131               | 1 055               | 729        | 317        | 436        | 1 167      | 593        |
| CONDITION AND PLUMBING                   |                 |        |                   |                     |            |            |            |            |            |
| SOUND . . . . .                          | 2 667           | 1 969  | 277               | 421                 | 421        | 350        | 386        | 141        | 412        |
| WITH ALL PLUMBING FACILITIES . . . . .   | 1 604           | 1 362  | 40                | 202                 | 308        | 72         | 326        | 57         | 395        |
| LACKING SOME OR ALL FACILITIES . . . . . | 1 063           | 607    | 237               | 219                 | 113        | 278        | 60         | 84         | 17         |
| DETERIORATING . . . . .                  | 3 156           | 2 463  | 132               | 561                 | 437        | 231        | 373        | 524        | 469        |
| WITH ALL PLUMBING FACILITIES . . . . .   | 696             | 592    | 6                 | 98                  | 148        | 15         | 126        | 69         | 83         |
| LACKING SOME OR ALL FACILITIES . . . . . | 2 460           | 1 871  | 126               | 463                 | 289        | 216        | 247        | 455        | 386        |
| DILAPIDATED . . . . .                    | 2 751           | 1 799  | 81                | 871                 | 313        | 410        | 79         | 622        | 31         |
| ROOMS                                    |                 |        |                   |                     |            |            |            |            |            |
| 1 ROOM . . . . .                         | 182             | 135    | 2                 | 45                  | 21         | 15         | 2          | 79         | 2          |
| 2 ROOMS . . . . .                        | 782             | 598    | 22                | 162                 | 56         | 76         | 34         | 302        | 69         |
| 3 ROOMS . . . . .                        | 2 907           | 2 202  | 100               | 605                 | 511        | 221        | 196        | 684        | 263        |
| 4 ROOMS . . . . .                        | 2 291           | 1 614  | 183               | 494                 | 253        | 313        | 312        | 109        | 360        |
| 5 ROOMS . . . . .                        | 1 274           | 882    | 98                | 294                 | 168        | 199        | 172        | 42         | 128        |
| 6 ROOMS . . . . .                        | 836             | 586    | 67                | 183                 | 120        | 140        | 80         | 51         | 67         |
| 7 ROOMS . . . . .                        | 225             | 158    | 13                | 54                  | 24         | 24         | 35         | 9          | 19         |
| 8 ROOMS OR MORE . . . . .                | 77              | 56     | 5                 | 16                  | 18         | 3          | 7          | 11         | 4          |
| MEDIAN . . . . .                         | 3.7             | 3.6    | 4.2               | 3.7                 | 3.5        | 4.1        | 4.1        | 2.9        | 3.8        |
| PERSONS                                  |                 |        |                   |                     |            |            |            |            |            |
| 1 PERSON . . . . .                       | 1 497           | 1 157  | 54                | 286                 | 236        | 133        | 95         | 405        | 128        |
| 2 PERSONS . . . . .                      | 2 129           | 1 623  | 99                | 407                 | 344        | 227        | 212        | 333        | 242        |
| 3 PERSONS . . . . .                      | 1 297           | 961    | 77                | 259                 | 182        | 172        | 126        | 176        | 143        |
| 4 PERSONS . . . . .                      | 978             | 680    | 64                | 234                 | 115        | 99         | 109        | 116        | 110        |
| 5 PERSONS . . . . .                      | 755             | 540    | 45                | 170                 | 96         | 87         | 91         | 83         | 88         |
| 6 PERSONS OR MORE . . . . .              | 1 918           | 1 270  | 151               | 497                 | 198        | 273        | 205        | 174        | 201        |
| MEDIAN . . . . .                         | 3.0             | 2.8    | 3.7               | 3.4                 | 2.5        | 3.3        | 3.4        | 2.2        | 3.1        |
| PERSONS PER ROOM                         |                 |        |                   |                     |            |            |            |            |            |
| 0.50 OR LESS . . . . .                   | 2 654           | 2 010  | 138               | 506                 | 442        | 286        | 253        | 404        | 269        |
| 0.51 TO 0.75 . . . . .                   | 1 535           | 1 153  | 83                | 299                 | 220        | 176        | 159        | 227        | 186        |
| 0.76 TO 1.00 . . . . .                   | 1 569           | 1 151  | 80                | 338                 | 186        | 183        | 156        | 287        | 172        |
| 1.01 OR MORE . . . . .                   | 2 816           | 1 917  | 189               | 710                 | 323        | 346        | 270        | 369        | 285        |
| *YEAR MOVED INTO UNIT                    |                 |        |                   |                     |            |            |            |            |            |
| 1958 TO MARCH 1960 . . . . .             | 2 425           | 1 766  | 164               | 495                 | 342        | 223        | 250        | 459        | 220        |
| 1954 TO 1957 . . . . .                   | 2 278           | 1 708  | 152               | 418                 | 238        | 256        | 249        | 371        | 350        |
| 1953 OR EARLIER . . . . .                | 3 849           | 2 747  | 169               | 933                 | 591        | 510        | 339        | 457        | 341        |
| *UNITS IN STRUCTURE                      |                 |        |                   |                     |            |            |            |            |            |
| 1 . . . . .                              | 7 749           | 5 474  | 469               | 1 806               | 1 077      | 936        | 639        | 1 005      | 871        |
| 2 . . . . .                              | 500             | 464    | 10                | 26                  | 62         | 54         | 50         | 198        | 30         |
| 3 AND 4 . . . . .                        | 197             | 192    | ...               | 5                   | 27         | 5          | 119        | 36         | 5          |
| 5 OR MORE . . . . .                      | 101             | 91     | ...               | 10                  | 5          | ...        | 33         | 48         | ...        |
| *YEAR STRUCTURE BUILT                    |                 |        |                   |                     |            |            |            |            |            |
| 1950 TO MARCH 1960 . . . . .             | 1 995           | 1 355  | 301               | 339                 | 104        | 370        | 318        | 19         | 357        |
| 1940 TO 1949 . . . . .                   | 1 978           | 1 333  | 153               | 492                 | 136        | 570        | 249        | 40         | 65         |
| 1939 OR EARLIER . . . . .                | 4 579           | 3 533  | 31                | 1 015               | 931        | 49         | 271        | 1 228      | 489        |
| *VALUE                                   |                 |        |                   |                     |            |            |            |            |            |
| OWNER OCCUPIED . . . . .                 | 3 425           | 2 477  | 350               | 598                 | 427        | 667        | 384        | 100        | 310        |
| LESS THAN \$5,000 . . . . .              | 2 265           | 1 587  | 286               | 392                 | 229        | 521        | 250        | 51         | 153        |
| \$5,000 TO \$9,900 . . . . .             | 925             | 728    | 52                | 145                 | 170        | 130        | 92         | 28         | 153        |
| \$10,000 TO \$14,900 . . . . .           | 189             | 136    | 8                 | 45                  | 28         | 8          | 37         | 21         | ...        |
| \$15,000 TO \$19,900 . . . . .           | 34              | 22     | 4                 | 8                   | ...        | 8          | 5          | ...        | 4          |
| \$20,000 TO \$24,900 . . . . .           | 8               | 4      | ...               | 4                   | ...        | ...        | ...        | ...        | ...        |
| \$25,000 OR MORE . . . . .               | 4               | ...    | ...               | 4                   | ...        | ...        | ...        | ...        | ...        |
| MEDIAN . . . . . DOLLARS . . . . .       | 5 000-          | 5 000- | 5 000-            | 5 000-              | 5 000-     | 5 000-     | 5 000-     | ...        | 5 000      |
| *GROSS RENT                              |                 |        |                   |                     |            |            |            |            |            |
| RENTER OCCUPIED . . . . .                | 4 721           | 3 657  | 127               | 937                 | 729        | 314        | 431        | 1 167      | 593        |
| LESS THAN \$20 . . . . .                 | 281             | 207    | ...               | 74                  | 16         | 32         | 16         | 72         | 40         |
| \$20 TO \$39 . . . . .                   | 3 255           | 2 587  | 99                | 569                 | 511        | 215        | 300        | 958        | 405        |
| \$40 TO \$59 . . . . .                   | 658             | 606    | 4                 | 48                  | 148        | 34         | 85         | 108        | 120        |
| \$60 TO \$79 . . . . .                   | 109             | 105    | ...               | 4                   | 9          | 7          | 8          | 9          | 24         |
| \$80 TO \$99 . . . . .                   | 27              | 23     | ...               | 4                   | ...        | ...        | ...        | ...        | ...        |
| \$100 OR MORE . . . . .                  | 4               | 4      | ...               | 4                   | ...        | ...        | ...        | ...        | ...        |
| NO CASH RENT . . . . .                   | 387             | 125    | 24                | 238                 | 37         | 26         | 18         | 20         | 4          |
| MEDIAN . . . . . DOLLARS . . . . .       | 31              | 32     | ...               | 28                  | 34         | 28         | 34         | 30         | 32         |


Table H-3.—CHARACTERISTICS OF HOUSING UNITS WITH NONWHITE HOUSEHOLD HEADS, FOR CENSUS TRACTS WITH 100 OR MORE SUCH UNITS: 1960—Con.

[Asterisk (\*) denotes items restricted to tracts containing 400 or more such housing units. Median not shown where base is insufficient; see text. Minus (-) after number indicates median below that number]

| SUBJECT                                  | MONROE--CON. |            | TRACTED BALANCE OF OUACHITA PARISH TRACT 0011 | TOTALS FOR SPLIT TRACTS |            |            |
|--|--------------|------------|---|-------------------------|------------|------------|
|  | TRACT 0011   | TRACT 0013 |   | TRACT 0006              | TRACT 0007 | TRACT 0011 |
| ALL OCCUPIED UNITS . . . . .             | 604          | 331        | 294   | 1 050                   | 914        | 898        |
| TENURE                                   |              |            |   |                         |            |            |
| OWNER OCCUPIED . . . . .                 | 411          | 137        | 216   | 726                     | 453        | 627        |
| RENTER OCCUPIED . . . . .                | 193          | 194        | 78  | 324                     | 461        | 271        |
| CONDITION AND PLUMBING                   |              |            |   |                         |            |            |
| SOUND . . . . .                          | 107          | 103        | 162   | 404                     | 418        | 269        |
| WITH ALL PLUMBING FACILITIES . . . . .   | 89           | 77         | 25  | 81                      | 329        | 114        |
| LACKING SOME OR ALL FACILITIES . . . . . | 18           | 26         | 137   | 323                     | 89         | 155        |
| DETERIORATING . . . . .                  | 239          | 165        | 60  | 236                     | 413        | 299        |
| WITH ALL PLUMBING FACILITIES . . . . .   | 109          | 31         | 5   | 15                      | 126        | 114        |
| LACKING SOME OR ALL FACILITIES . . . . . | 130          | 134        | 55  | 221                     | 287        | 185        |
| DILAPIDATED . . . . .                    | 258          | 63         | 72  | 410                     | 83         | 330        |
| ROOMS                                    |              |            |   |                         |            |            |
| 1 ROOM . . . . .                         | 3            | 8          | 2   | 15                      | 2          | 5          |
| 2 ROOMS . . . . .                        | 36           | 20         | 11  | 79                      | 38         | 47         |
| 3 ROOMS . . . . .                        | 166          | 135        | 57  | 229                     | 213        | 223        |
| 4 ROOMS . . . . .                        | 171          | 66         | 98  | 342                     | 341        | 269        |
| 5 ROOMS . . . . .                        | 126          | 35         | 71  | 210                     | 181        | 197        |
| 6 ROOMS . . . . .                        | 80           | 36         | 44  | 147                     | 91         | 124        |
| 7 ROOMS . . . . .                        | 20           | 22         | 9   | 25                      | 38         | 29         |
| 8 ROOMS OR MORE . . . . .                | 2            | 9          | 2   | 3                       | 10         | 4          |
| MEDIAN . . . . .                         | 4.1          | 3.5        | 4.3   | 4.1                     | 4.1        | 4.1        |
| PERSONS                                  |              |            |   |                         |            |            |
| 1 PERSON . . . . .                       | 89           | 54         | 27  | 142                     | 106        | 116        |
| 2 PERSONS . . . . .                      | 147          | 94         | 59  | 240                     | 227        | 206        |
| 3 PERSONS . . . . .                      | 99           | 50         | 51  | 181                     | 135        | 150        |
| 4 PERSONS . . . . .                      | 71           | 47         | 36  | 107                     | 118        | 107        |
| 5 PERSONS . . . . .                      | 70           | 20         | 26  | 91                      | 99         | 96         |
| 6 PERSONS OR MORE . . . . .              | 128          | 66         | 95  | 289                     | 229        | 223        |
| MEDIAN . . . . .                         | 3.2          | 2.9        | 3.8   | 3.3                     | 3.4        | 3.3        |
| PERSONS PER ROOM                         |              |            |   |                         |            |            |
| 0.50 OR LESS . . . . .                   | 207          | 116        | 75  | 306                     | 280        | 282        |
| 0.51 TO 0.75 . . . . .                   | 116          | 55         | 57  | 185                     | 166        | 173        |
| 0.76 TO 1.00 . . . . .                   | 88           | 60         | 49  | 195                     | 168        | 137        |
| 1.01 OR MORE . . . . .                   | 193          | 100        | 113   | 364                     | 300        | 306        |
| *YEAR MOVED INTO UNIT                    |              |            |   |                         |            |            |
| 1958 TO MARCH 1960 . . . . .             | 159          | ...        | ...   | 239                     | 278        | 255        |
| 1954 TO 1957 . . . . .                   | 131          | ...        | ...   | 289                     | 267        | 220        |
| 1953 OR EARLIER . . . . .                | 311          | ...        | ...   | 521                     | 372        | 421        |
| *UNITS IN STRUCTURE                      |              |            |   |                         |            |            |
| 1 . . . . .                              | 571          | ...        | ...   | 995                     | 718        | 857        |
| 2 . . . . .                              | 30           | ...        | ...   | 54                      | 50         | 40         |
| 3 AND 4 . . . . .                        | ...          | ...        | ...   | 5                       | 119        | ...        |
| 5 OR MORE . . . . .                      | ...          | ...        | ...   | ...                     | 33         | ...        |
| *YEAR STRUCTURE BUILT                    |              |            |   |                         |            |            |
| 1950 TO MARCH 1960 . . . . .             | 131          | ...        | ...   | 422                     | 354        | 324        |
| 1940 TO 1949 . . . . .                   | 206          | ...        | ...   | 578                     | 285        | 288        |
| 1939 OR EARLIER . . . . .                | 264          | ...        | ...   | 49                      | 278        | 284        |
| *VALUE                                   |              |            |   |                         |            |            |
| OWNER OCCUPIED . . . . .                 | 400          | ...        | ...   | 719                     | 438        | 611        |
| LESS THAN \$5,000 . . . . .              | 280          | ...        | ...   | 551                     | 297        | 460        |
| \$5,000 TO \$9,900 . . . . .             | 74           | ...        | ...   | 148                     | 99         | 97         |
| \$10,000 TO \$14,900 . . . . .           | 42           | ...        | ...   | 12                      | 37         | 46         |
| \$15,000 TO \$19,900 . . . . .           | ...          | ...        | ...   | 8                       | 5          | 4          |
| \$20,000 TO \$24,900 . . . . .           | 4            | ...        | ...   | ...                     | ...        | ...        |
| \$25,000 OR MORE . . . . .               | ...          | ...        | ...   | ...                     | ...        | ...        |
| MEDIAN . . . . . DOLLARS . . . . .       | 5 000-       | ...        | ...   | 5 000-                  | 5 000-     | 5 000-     |
| *GROSS RENT                              |              |            |   |                         |            |            |
| RENTER OCCUPIED . . . . .                | 193          | ...        | ...   | 322                     | 456        | 269        |
| LESS THAN \$20 . . . . .                 | 19           | ...        | ...   | 32                      | 16         | 19         |
| \$20 TO \$39 . . . . .                   | 154          | ...        | ...   | 219                     | 322        | 216        |
| \$40 TO \$59 . . . . .                   | 12           | ...        | ...   | 34                      | 85         | 16         |
| \$60 TO \$79 . . . . .                   | ...          | ...        | ...   | 7                       | 8          | ...        |
| \$80 TO \$99 . . . . .                   | ...          | ...        | ...   | ...                     | 4          | ...        |
| \$100 OR MORE . . . . .                  | ...          | ...        | ...   | ...                     | ...        | ...        |
| NO CASH RENT . . . . .                   | 8            | ...        | ...   | 30                      | 21         | 18         |
| MEDIAN . . . . . DOLLARS . . . . .       | ...          | ...        | ...   | 28                      | 34         | 28         |

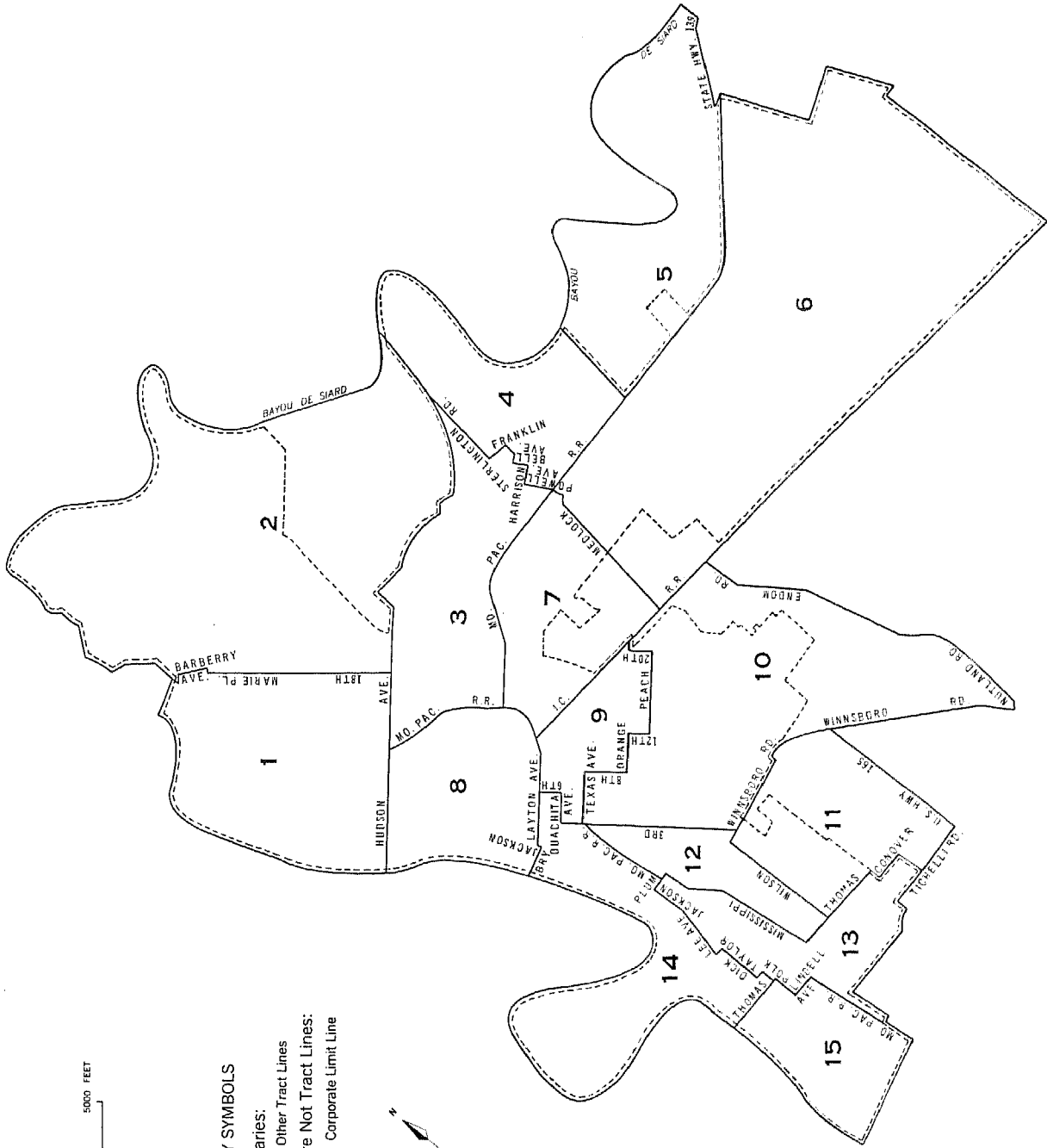
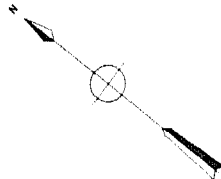


CENSUS TRACTS IN MONROE, LA. AND ADJACENT AREA



BOUNDARY SYMBOLS

- Census Tract Boundaries: ————
- Other Tract Lines: ————
- Boundaries Which Are Not Tract Lines: - - - - -
- Corporate Limit Line: - - - - -



U.S. CENSUSES OF POPULATION  
AND HOUSING : 1960

Final Report PHC(1)-96

CENSUS TRACTS

Montgomery,  
Ala.

Standard Metropolitan Statistical Area

Prepared under the supervision of  
HOWARD G. BRUNSMAN, Chief  
Population Division, and  
WAYNE F. DAUGHERTY, Chief  
Housing Division




U.S. DEPARTMENT OF COMMERCE

Luther H. Hodges, Secretary

BUREAU OF THE CENSUS

Richard M. Scammon, Director (From May 1, 1961)  
Robert W. Burgess, Director (To March 3, 1961)





U.S. DEPARTMENT OF COMMERCE  
BUREAU OF THE CENSUS

RICHARD M. SCAMMON, *Director*

A. ROSS ECKLER, *Deputy Director*  
HOWARD C. GRIEVES, *Assistant Director*  
CONRAD TAEUBER, *Assistant Director*  
MORRIS H. HANSEN, *Assistant Director for Research and Development*  
CHARLES B. LAWRENCE, JR., *Assistant Director for Operations*  
WALTER L. KEHRES, *Assistant Director for Administration*  
CALVERT L. DEDRICK, *Chief, International Statistical Programs Office*  
A. W. VON STRUVE, *Public Information Officer*

Population Division—

HOWARD G. BRUNSMAN, *Chief*  
HENRY S. SHRYOCK, JR., *Assistant Chief*  
DAVID L. KAPLAN, *Decennial Census Planner*  
SIGMUND SCHOR, *Systems Coordinator*

Housing Division—

WAYNE F. DAUGHERTY, *Chief*  
DANIEL B. RATHBUN, *Assistant Chief*  
BEULAH WASHABAUGH, *Special Assistant*  
MILTON D. LIEBERMAN, *Chief, Coordination and Research*

Decennial Operations Division—MORTON A. MEYER, *Chief*

Field Division—JEFFERSON D. MCPIKE, *Chief*

Geography Division—WILLIAM T. FAY, *Chief*

Statistical Methods Division—JOSEPH STEINBERG, *Chief*

Library of Congress Card Number: A61-9354

The figures in this report supersede the figures for corresponding items shown in table PH-1 which was distributed in unpublished form during the first half of 1961.

SUGGESTED CITATION

U.S. Bureau of the Census. *U.S. Censuses of Population and Housing: 1960. Census Tracts.*  
Final Report PHC(1)-96.  
U.S. Government Printing Office, Washington, D.C., 1961.

For sale by the Superintendent of Documents, U.S. Government Printing Office, Washington 25, D.C.  
or any of the Field Offices of the Department of Commerce - Price 35 cents.



Table P-1.—GENERAL CHARACTERISTICS OF THE POPULATION, BY CENSUS TRACTS: 1960—Con.

[Asterisk (\*) denotes statistics based on 25-percent sample. Population per household not shown where less than 50 persons in households. Median not shown where base is less than 200]

Table with columns for SUBJECT and 13 TRACT identifiers (0011-0024) under the heading MONTGOMERY--CON. The table lists demographic and economic characteristics such as RACE AND COUNTRY OF ORIGIN, HOUSEHOLD RELATIONSHIP, SCHOOL ENROLLMENT, YEARS OF SCHOOL COMPLETED, RESIDENCE IN 1955, and FAMILY INCOME IN 1959.























Table P-4.—CHARACTERISTICS OF THE NONWHITE POPULATION, FOR CENSUS TRACTS WITH 400 OR MORE SUCH PERSONS: 1960

[Asterisk (\*) denotes statistics based on 25-percent sample. Population per household not shown where less than 50 persons in households. Median and percent not shown where base is less than 200]

Table with columns: SUBJECT, MONTGOMERY COUNTY (TOTAL, MONTGOMERY, BALANCE), and MONTGOMERY (TRACTS 0002-0011). Rows include Household Relationship, Married Couples, Years of School Completed, Residence in 1955, Family Income in 1959, and Employment Status and Occupation.



Table P-4.—CHARACTERISTICS OF THE NONWHITE POPULATION, FOR CENSUS TRACTS WITH 400 OR MORE SUCH PERSONS: 1960—Con.

[Asterisk (\*) denotes statistics based on 25-percent sample. Population per household not shown where less than 50 persons in households. Median and percent not shown where base is less than 200]

Table with columns: SUBJECT, MONTGOMERY--CON. (TRACT 0012, TRACT 0022, TRACT 0024), BALANCE OF MONTGOMERY COUNTY (TRACT 0050, TRACT 0051, TRACT 0052, TRACT 0054, TRACT 0055, TRACT 0056, TRACT 0057, TRACT 0058, TRACT 0059, TRACT 0060). Rows include categories like HOUSEHOLD RELATIONSHIP, MARRIED COUPLES\*, YEARS OF SCHOOL COMPLETED, RESIDENCE IN 1955, FAMILY INCOME IN 1959, and EMPLOYMENT STATUS AND OCCUPATION.





Table H-1.—OCCUPANCY AND STRUCTURAL CHARACTERISTICS OF HOUSING UNITS, BY CENSUS TRACTS: 1960—Con.  
 [Some data based on sample; see text. Median not shown where base is less than 50]

| SUBJECT                                    | BALANCE OF MONTGOMERY COUNTY |            |            |            |            |            |            |            |            |            |            |            | TOTAL FOR SPLIT TRACT TRACT 0009 |
|--|------------------------------|------------|------------|------------|------------|------------|------------|------------|------------|------------|------------|------------|----------------------------------|
|  | TRACT 0009                   | TRACT 0050 | TRACT 0051 | TRACT 0052 | TRACT 0053 | TRACT 0054 | TRACT 0055 | TRACT 0056 | TRACT 0057 | TRACT 0058 | TRACT 0059 | TRACT 0060 |                                  |
| ALL HOUSING UNITS. . . . .                 | 9                            | 1 486      | 618        | ...        | 152        | 783        | 533        | 1 004      | 550        | 979        | 1 119      | 1 124      | 579                              |
| TENURE, COLOR, AND VACANCY STATUS          |                              |            |            |            |            |            |            |            |            |            |            |            |                                  |
| OWNER OCCUPIED . . . . .                   | ...                          | 1 014      | 356        | ...        | ...        | 409        | 212        | 404        | 162        | 414        | 460        | 616        | 3                                |
| WHITE. . . . .                             | ...                          | 889        | 117        | ...        | ...        | 363        | 41         | 277        | 118        | 320        | 388        | 354        | 3                                |
| NONWHITE. . . . .                          | ...                          | 125        | 239        | ...        | ...        | 46         | 171        | 127        | 44         | 94         | 72         | 262        | ...                              |
| RENTER OCCUPIED. . . . .                   | 9                            | 389        | 218        | ...        | 93         | 340        | 275        | 519        | 348        | 448        | 543        | 388        | 470                              |
| WHITE. . . . .                             | 9                            | 338        | 55         | ...        | 93         | 148        | 17         | 153        | 61         | 115        | 159        | 182        | 469                              |
| NONWHITE. . . . .                          | ...                          | 51         | 163        | ...        | ...        | 192        | 258        | 366        | 287        | 333        | 384        | 206        | 1                                |
| AVAILABLE VACANT . . . . .                 | ...                          | 29         | 2          | ...        | 59         | 5          | 12         | 20         | 11         | 25         | 17         | 41         | 20                               |
| FOR SALE ONLY. . . . .                     | ...                          | 14         | ...        | ...        | ...        | 3          | 2          | 7          | ...        | 5          | 1          | 8          | ...                              |
| FOR RENT. . . . .                          | ...                          | 15         | 2          | ...        | 59         | 2          | 10         | 13         | 11         | 20         | 16         | 33         | 20                               |
| OTHER VACANT. . . . .                      | ...                          | 54         | 42         | ...        | ...        | 29         | 34         | 61         | 29         | 92         | 99         | 79         | 86                               |
| CONDITION AND PLUMBING                     |                              |            |            |            |            |            |            |            |            |            |            |            |                                  |
| SOUND. . . . .                             | 9                            | 1 107      | 263        | ...        | 152        | 495        | 176        | 534        | 172        | 465        | 610        | 747        | 292                              |
| WITH ALL PLUMBING FACILITIES. . . . .      | 9                            | 1 086      | 145        | ...        | 152        | 480        | 83         | 375        | 85         | 249        | 428        | 484        | 292                              |
| LACKING ONLY HOT WATER. . . . .            | ...                          | 4          | 11         | ...        | ...        | 2          | 1          | 7          | 7          | 35         | 18         | 27         | ...                              |
| LACKING OTHER PLUMBING FACILITIES. . . . . | ...                          | 17         | 107        | ...        | ...        | 13         | 92         | 152        | 80         | 181        | 164        | 236        | ...                              |
| DETERIORATING. . . . .                     | ...                          | 254        | 148        | ...        | ...        | 74         | 136        | 261        | 247        | 277        | 287        | 254        | 287                              |
| WITH ALL PLUMBING FACILITIES. . . . .      | ...                          | 214        | 17         | ...        | ...        | 36         | 15         | 79         | 8          | 21         | 59         | 24         | 287                              |
| LACKING ONLY HOT WATER. . . . .            | ...                          | 10         | 6          | ...        | ...        | 2          | 1          | 9          | 1          | 11         | 6          | 5          | ...                              |
| LACKING OTHER PLUMBING FACILITIES. . . . . | ...                          | 30         | 125        | ...        | ...        | 36         | 120        | 173        | 238        | 245        | 222        | 225        | ...                              |
| DILAPIDATED. . . . .                       | ...                          | 125        | 207        | ...        | ...        | 214        | 221        | 209        | 131        | 237        | 222        | 123        | ...                              |
| BATHROOMS                                  |                              |            |            |            |            |            |            |            |            |            |            |            |                                  |
| 1. . . . .                                 | 9                            | 1 281      | 185        | ...        | 128        | 354        | 53         | 331        | 86         | 252        | 390        | 451        | 362                              |
| MORE THAN 1. . . . .                       | ...                          | 87         | 6          | ...        | 24         | 151        | 31         | 112        | 14         | 29         | 109        | 67         | 217                              |
| SHARED OR NONE. . . . .                    | ...                          | 118        | 427        | ...        | ...        | 278        | 449        | 556        | 450        | 698        | 620        | 603        | ...                              |
| ROOMS                                      |                              |            |            |            |            |            |            |            |            |            |            |            |                                  |
| 1 ROOM. . . . .                            | ...                          | 2          | 6          | ...        | ...        | 5          | 7          | 15         | 4          | 5          | 17         | 19         | 1                                |
| 2 ROOMS. . . . .                           | ...                          | 24         | 69         | ...        | ...        | 96         | 96         | 91         | 57         | 85         | 111        | 76         | ...                              |
| 3 ROOMS. . . . .                           | ...                          | 124        | 144        | ...        | ...        | 122        | 106        | 171        | 79         | 166        | 186        | 177        | ...                              |
| 4 ROOMS. . . . .                           | ...                          | 417        | 173        | ...        | 39         | 139        | 144        | 250        | 196        | 252        | 279        | 307        | 44                               |
| 5 ROOMS. . . . .                           | 3                            | 544        | 106        | ...        | 91         | 98         | 74         | 162        | 93         | 195        | 184        | 245        | 221                              |
| 6 ROOMS. . . . .                           | 1                            | 301        | 83         | ...        | 21         | 171        | 59         | 176        | 71         | 155        | 196        | 210        | 127                              |
| 7 ROOMS. . . . .                           | 4                            | 52         | 27         | ...        | ...        | 87         | 22         | 86         | 39         | 85         | 81         | 56         | 105                              |
| 8 ROOMS OR MORE. . . . .                   | ...                          | 22         | 10         | ...        | 1          | 65         | 25         | 53         | 11         | 36         | 65         | 34         | 81                               |
| MEDIAN. . . . .                            | ...                          | 4.8        | 4.0        | ...        | 4.9        | 4.8        | 3.9        | 4.4        | 4.2        | 4.4        | 4.4        | 4.4        | 5.7                              |
| UNITS IN STRUCTURE                         |                              |            |            |            |            |            |            |            |            |            |            |            |                                  |
| 1. . . . .                                 | 4                            | 1 388      | 608        | ...        | 152        | 749        | 528        | 978        | 545        | 946        | 1 114      | 1 099      | 118                              |
| 2. . . . .                                 | 5                            | 41         | 5          | ...        | ...        | 27         | 5          | 11         | 5          | 33         | 5          | 11         | 71                               |
| 3 AND 4. . . . .                           | ...                          | 57         | 5          | ...        | ...        | 7          | ...        | 10         | ...        | ...        | ...        | 6          | 344                              |
| 5 TO 9. . . . .                            | ...                          | ...        | ...        | ...        | ...        | ...        | ...        | ...        | ...        | ...        | ...        | 5          | 46                               |
| 10 OR MORE. . . . .                        | ...                          | ...        | ...        | ...        | ...        | ...        | ...        | ...        | ...        | ...        | ...        | ...        | ...                              |
| YEAR STRUCTURE BUILT                       |                              |            |            |            |            |            |            |            |            |            |            |            |                                  |
| 1950 TO MARCH 1960. . . . .                | 5                            | 675        | 214        | ...        | ...        | 251        | 101        | 249        | 70         | 150        | 280        | 391        | 5                                |
| 1940 TO 1949. . . . .                      | 4                            | 233        | 138        | ...        | 152        | 158        | 88         | 200        | 49         | 160        | 192        | 344        | 394                              |
| 1939 OR EARLIER. . . . .                   | ...                          | 578        | 266        | ...        | ...        | 374        | 344        | 550        | 431        | 669        | 647        | 386        | 180                              |
| BASEMENT                                   |                              |            |            |            |            |            |            |            |            |            |            |            |                                  |
| BASEMENT. . . . .                          | ...                          | 15         | 6          | ...        | 6          | 15         | ...        | 19         | 5          | 5          | 19         | 6          | 72                               |
| CONCRETE SLAB. . . . .                     | ...                          | 561        | 50         | ...        | 146        | 127        | 32         | 151        | 30         | 18         | 126        | 220        | 493                              |
| OTHER. . . . .                             | 9                            | 910        | 562        | ...        | ...        | 641        | 501        | 829        | 515        | 956        | 974        | 895        | 14                               |
| HEATING EQUIPMENT                          |                              |            |            |            |            |            |            |            |            |            |            |            |                                  |
| STEAM OR HOT WATER. . . . .                | ...                          | 13         | ...        | ...        | 152        | 5          | ...        | 12         | ...        | ...        | 8          | ...        | 353                              |
| WARM AIR FURNACE. . . . .                  | ...                          | 252        | 34         | ...        | ...        | 152        | 20         | 54         | 4          | 4          | 88         | 119        | 213                              |
| BUILT-IN ROOM UNITS. . . . .               | 9                            | 711        | 29         | ...        | ...        | 167        | 8          | 113        | 3          | 28         | 28         | 62         | 13                               |
| OTHER MEANS WITH FLUE. . . . .             | ...                          | 92         | 378        | ...        | ...        | 285        | 338        | 579        | 446        | 406        | 462        | 475        | ...                              |
| OTHER MEANS WITHOUT FLUE. . . . .          | ...                          | 406        | 169        | ...        | ...        | 158        | 162        | 225        | 97         | 526        | 482        | 367        | ...                              |
| NONE. . . . .                              | ...                          | 12         | 8          | ...        | ...        | 16         | 5          | 16         | ...        | 15         | 51         | 98         | ...                              |
| ALL OCCUPIED UNITS. . . . .                | 9                            | 1 403      | 574        | ...        | 93         | 749        | 487        | 923        | 510        | 862        | 1 003      | 1 004      | 473                              |
| PERSONS                                    |                              |            |            |            |            |            |            |            |            |            |            |            |                                  |
| 1 PERSON. . . . .                          | ...                          | 77         | 51         | ...        | ...        | 74         | 56         | 93         | 57         | 111        | 111        | 83         | 2                                |
| 2 PERSONS. . . . .                         | 4                            | 347        | 124        | ...        | 7          | 187        | 114        | 193        | 142        | 212        | 240        | 213        | 47                               |
| 3 PERSONS. . . . .                         | 1                            | 299        | 87         | ...        | 23         | 157        | 63         | 139        | 79         | 129        | 177        | 181        | 79                               |
| 4 PERSONS. . . . .                         | 1                            | 323        | 87         | ...        | 30         | 121        | 52         | 137        | 64         | 114        | 150        | 171        | 143                              |
| 5 PERSONS. . . . .                         | 2                            | 178        | 70         | ...        | 16         | 83         | 44         | 110        | 44         | 94         | 112        | 107        | 104                              |
| 6 PERSONS OR MORE. . . . .                 | 1                            | 179        | 155        | ...        | 17         | 127        | 158        | 251        | 124        | 202        | 213        | 249        | 98                               |
| MEDIAN. . . . .                            | ...                          | 3.4        | 3.8        | ...        | 4.1        | 3.2        | 3.7        | 3.8        | 3.2        | 3.3        | 3.4        | 3.6        | 4.3                              |
| OWNER. . . . .                             | ...                          | 3.4        | 3.8        | ...        | ...        | 3.2        | 5.0        | 3.1        | ...        | 3.3        | 2.9        | 3.3        | ...                              |
| RENTER. . . . .                            | ...                          | 3.5        | 4.9        | ...        | ...        | 4.1        | 5.8        | 4.3        | 3.6        | 4.3        | 4.2        | 4.1        | 4.2                              |
| PERSONS PER ROOM                           |                              |            |            |            |            |            |            |            |            |            |            |            |                                  |
| 0.50 OR LESS. . . . .                      | 5                            | 453        | 146        | ...        | 8          | 284        | 128        | 274        | 179        | 318        | 361        | 286        | 93                               |
| 0.51 TO 0.75. . . . .                      | 1                            | 337        | 98         | ...        | 29         | 185        | 69         | 176        | 88         | 147        | 175        | 198        | 167                              |
| 0.76 TO 1.00. . . . .                      | 3                            | 406        | 121        | ...        | 43         | 125        | 93         | 179        | 86         | 156        | 192        | 225        | 151                              |
| 1.01 OR MORE. . . . .                      | ...                          | 207        | 209        | ...        | 13         | 155        | 197        | 294        | 157        | 241        | 275        | 295        | 62                               |



Table H-2.—YEAR MOVED INTO UNIT, AUTOMOBILES AVAILABLE, AND VALUE OR RENT OF OCCUPIED HOUSING UNITS, BY CENSUS TRACTS: 1960—Con.

[Some data based on sample; median not shown where base is insufficient; see text. Plus (+) or minus (-) after number indicates median above or below that number]

| SUBJECT                            | BALANCE OF MONTGOMERY COUNTY |            |            |            |            |            |            |            |            |            |            |            | TOTAL FOR SPLIT TRACT 0009 |
|------------------------------------|------------------------------|------------|------------|------------|------------|------------|------------|------------|------------|------------|------------|------------|----------------------------|
|                                    | TRACT 0009                   | TRACT 0050 | TRACT 0051 | TRACT 0052 | TRACT 0053 | TRACT 0054 | TRACT 0055 | TRACT 0056 | TRACT 0057 | TRACT 0058 | TRACT 0059 | TRACT 0060 |                            |
| ALL OCCUPIED UNITS . . . . .       | 9                            | 1 403      | 574        | ...        | 93         | 749        | 487        | 923        | 510        | 862        | 1 003      | 1 004      | 473                        |
| YEAR MOVED INTO UNIT               |                              |            |            |            |            |            |            |            |            |            |            |            |                            |
| 1958 TO MARCH 1960 . . . . .       | ...                          | 558        | 141        | ...        | 85         | 207        | 123        | 248        | 161        | 245        | 234        | 338        | 368                        |
| 1954 TO 1957 . . . . .             | 5                            | 419        | 140        | ...        | 8          | 164        | 105        | 201        | 99         | 178        | 220        | 239        | 97                         |
| 1940 TO 1953 . . . . .             | 4                            | 317        | 209        | ...        | ...        | 285        | 177        | 344        | 167        | 293        | 368        | 348        | 8                          |
| 1939 OR EARLIER . . . . .          | ...                          | 109        | 84         | ...        | ...        | 93         | 82         | 130        | 83         | 146        | 181        | 79         | ...                        |
| AUTOMOBILES AVAILABLE              |                              |            |            |            |            |            |            |            |            |            |            |            |                            |
| 1. . . . .                         | ...                          | ...        | ...        | ...        | ...        | ...        | ...        | ...        | ...        | ...        | ...        | ...        | ...                        |
| 2. . . . .                         | ...                          | ...        | ...        | ...        | ...        | ...        | ...        | ...        | ...        | ...        | ...        | ...        | ...                        |
| 3 OR MORE . . . . .                | ...                          | ...        | ...        | ...        | ...        | ...        | ...        | ...        | ...        | ...        | ...        | ...        | ...                        |
| NONE . . . . .                     | ...                          | ...        | ...        | ...        | ...        | ...        | ...        | ...        | ...        | ...        | ...        | ...        | ...                        |
| VALUE                              |                              |            |            |            |            |            |            |            |            |            |            |            |                            |
| OWNER OCCUPIED . . . . .           | ...                          | 989        | 281        | ...        | ...        | 268        | 77         | 248        | 33         | 174        | 144        | 505        | 3                          |
| LESS THAN \$5,000 . . . . .        | ...                          | 78         | 127        | ...        | ...        | 19         | 46         | 103        | 17         | 94         | 30         | 209        | ...                        |
| \$5,000 TO \$9,900 . . . . .       | ...                          | 610        | 131        | ...        | ...        | 15         | 18         | 36         | 16         | 56         | 21         | 176        | ...                        |
| \$10,000 TO \$14,900 . . . . .     | ...                          | 288        | 20         | ...        | ...        | 68         | 8          | 60         | ...        | 20         | 32         | 97         | ...                        |
| \$15,000 TO \$19,900 . . . . .     | ...                          | 8          | 3          | ...        | ...        | 97         | ...        | 45         | ...        | ...        | 39         | 23         | ...                        |
| \$20,000 TO \$24,900 . . . . .     | ...                          | 5          | ...        | ...        | ...        | 19         | ...        | ...        | ...        | 4          | 14         | ...        | ...                        |
| \$25,000 OR MORE . . . . .         | ...                          | ...        | ...        | ...        | ...        | 50         | 5          | 4          | ...        | ...        | 8          | ...        | ...                        |
| MEDIAN . . . . . DOLLARS . . . . . | ...                          | 7 900      | 5 300      | ...        | ...        | 16 600     | ...        | 8 400      | ...        | ...        | ...        | 5 900      | ...                        |
| GROSS RENT                         |                              |            |            |            |            |            |            |            |            |            |            |            |                            |
| RENTER OCCUPIED . . . . .          | 9                            | 390        | 188        | ...        | 93         | 258        | 207        | 350        | 212        | 357        | 461        | 335        | 473                        |
| LESS THAN \$20. . . . .            | 9                            | 20         | 42         | ...        | ...        | 24         | 73         | 62         | 93         | 200        | 73         | 74         | 9                          |
| \$20 TO \$39 . . . . .             | ...                          | 46         | 40         | ...        | ...        | 31         | 14         | 40         | 15         | 37         | 12         | 55         | ...                        |
| \$40 TO \$59 . . . . .             | ...                          | 108        | 39         | ...        | ...        | 21         | ...        | 15         | 4          | 23         | 16         | 38         | ...                        |
| \$60 TO \$79 . . . . .             | ...                          | 122        | 4          | ...        | ...        | 44         | 22         | ...        | 23         | 3          | 19         | 46         | 44                         |
| \$80 TO \$99 . . . . .             | ...                          | 44         | 9          | ...        | ...        | 22         | 4          | ...        | 20         | ...        | 4          | 56         | 72                         |
| \$100 TO \$149 . . . . .           | ...                          | 14         | 4          | ...        | ...        | 27         | 26         | ...        | 21         | ...        | ...        | 23         | 344                        |
| \$150 OR MORE . . . . .            | ...                          | ...        | ...        | ...        | ...        | 4          | ...        | 4          | ...        | ...        | 3          | ...        | 4                          |
| NO CASH RENT . . . . .             | ...                          | 36         | 50         | ...        | ...        | 126        | 120        | 165        | 97         | 86         | 334        | 43         | ...                        |
| MEDIAN . . . . . DOLLARS . . . . . | ...                          | 60         | ...        | ...        | ...        | ...        | ...        | ...        | ...        | 20-        | ...        | 49         | 128                        |
| CONTRACT RENT                      |                              |            |            |            |            |            |            |            |            |            |            |            |                            |
| RENTER OCCUPIED . . . . .          | 9                            | 354        | 138        | ...        | 93         | 132        | 87         | 185        | 115        | 271        | 127        | 292        | 473                        |
| MEDIAN . . . . . DOLLARS . . . . . | ...                          | 44         | ...        | ...        | ...        | ...        | ...        | ...        | ...        | 20-        | ...        | 32         | 126                        |

Table H-3.—CHARACTERISTICS OF HOUSING UNITS WITH NONWHITE HOUSEHOLD HEADS, FOR CENSUS TRACTS WITH 100 OR MORE SUCH UNITS: 1960

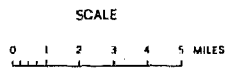
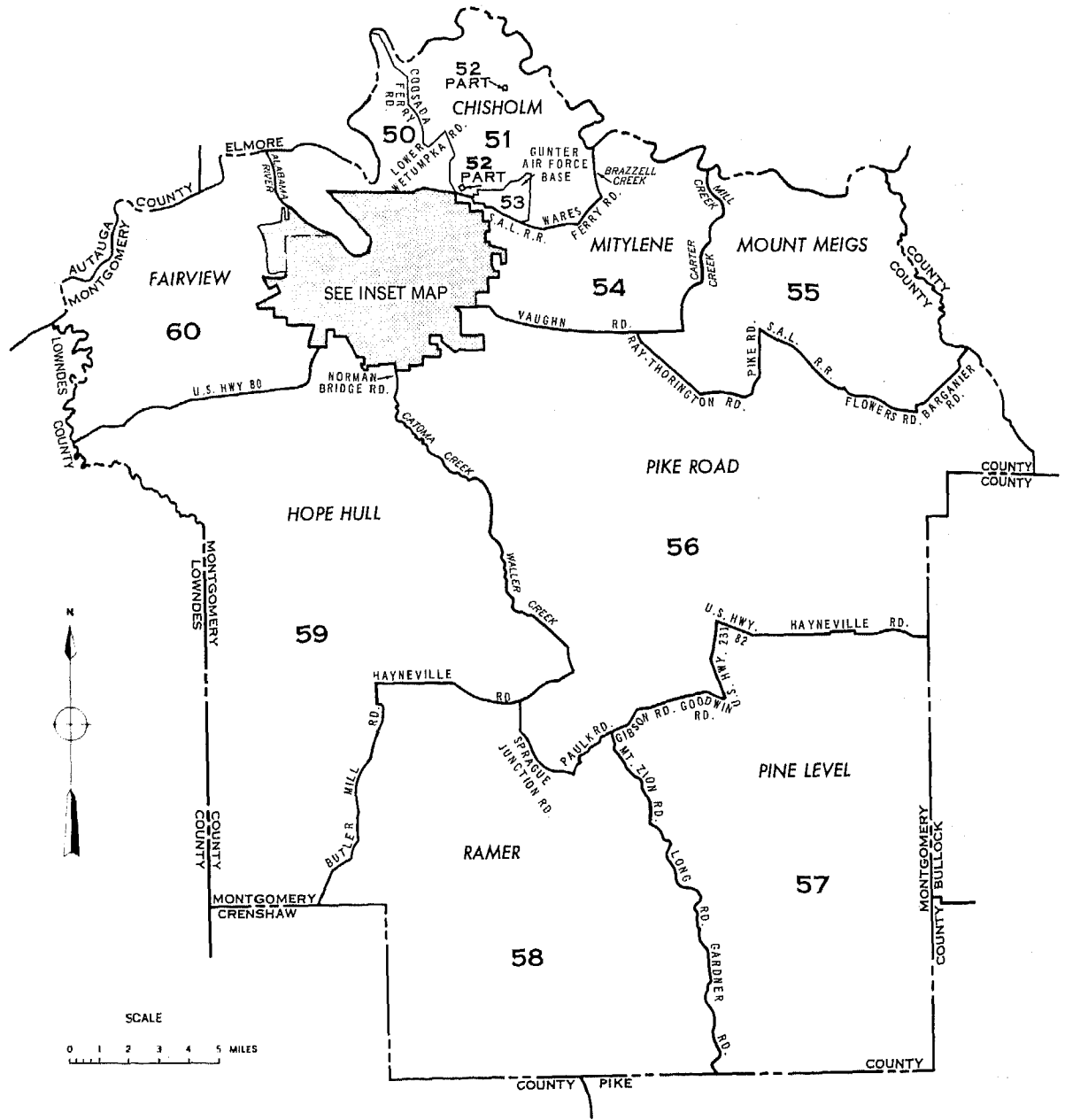
[Asterisk (\*) denotes items restricted to tracts containing 400 or more such housing units. Median not shown where base is insufficient; see text. Minus (-) after number indicates median below that number]

| SUBJECT                                  | MONTGOMERY COUNTY |            |         | MONTGOMERY |            |            |            |            |            |            |            |            |
|--|-------------------|------------|---------|------------|------------|------------|------------|------------|------------|------------|------------|------------|
|  | TOTAL             | MONTGOMERY | BALANCE | TRACT 0002 | TRACT 0003 | TRACT 0004 | TRACT 0005 | TRACT 0006 | TRACT 0007 | TRACT 0008 | TRACT 0010 | TRACT 0011 |
| ALL OCCUPIED UNITS . . . . .             | 15 599            | 12 179     | 3 420   | 198        | 774        | 1 380      | 118        | 2 573      | 242        | 124        | 439        | 1 802      |
| TENURE                                   |                   |            |         |            |            |            |            |            |            |            |            |            |
| OWNER OCCUPIED . . . . .                 | 5 602             | 4 422      | 1 180   | 53         | 218        | 322        | 38         | 900        | 63         | 24         | 121        | 739        |
| RENTER OCCUPIED . . . . .                | 9 997             | 7 757      | 2 240   | 145        | 556        | 1 058      | 80         | 1 673      | 179        | 100        | 318        | 1 063      |
| CONDITION AND PLUMBING                   |                   |            |         |            |            |            |            |            |            |            |            |            |
| SOUND . . . . .                          | 6 709             | 5 726      | 983     | 116        | 140        | 464        | 20         | 1 644      | 109        | 19         | 97         | 763        |
| WITH ALL PLUMBING FACILITIES . . . . .   | 4 586             | 4 347      | 239     | 111        | 49         | 408        | 12         | 1 463      | 80         | 11         | 75         | 285        |
| LACKING SOME OR ALL FACILITIES . . . . . | 2 123             | 1 379      | 744     | 5          | 91         | 56         | 8          | 181        | 29         | 8          | 22         | 478        |
| DETERIORATING . . . . .                  | 5 137             | 4 014      | 1 123   | 38         | 308        | 413        | 97         | 668        | 53         | 53         | 240        | 771        |
| WITH ALL PLUMBING FACILITIES . . . . .   | 1 010             | 972        | 38      | 21         | 6          | 23         | 19         | 242        | 15         | 13         | 56         | 57         |
| LACKING SOME OR ALL FACILITIES . . . . . | 4 127             | 3 042      | 1 085   | 17         | 302        | 390        | 78         | 426        | 38         | 40         | 184        | 714        |
| DILAPIDATED . . . . .                    | 3 753             | 2 439      | 1 314   | 44         | 326        | 503        | 1          | 261        | 80         | 52         | 102        | 268        |
| ROOMS                                    |                   |            |         |            |            |            |            |            |            |            |            |            |
| 1 ROOM . . . . .                         | 257               | 200        | 57      | 7          | 5          | 38         | ...        | 56         | 5          | 3          | 2          | 11         |
| 2 ROOMS . . . . .                        | 1 835             | 1 326      | 509     | 49         | 123        | 263        | 38         | 188        | 62         | 35         | 92         | 132        |
| 3 ROOMS . . . . .                        | 4 962             | 4 117      | 845     | 63         | 409        | 365        | 33         | 709        | 94         | 51         | 163        | 749        |
| 4 ROOMS . . . . .                        | 3 705             | 2 612      | 1 093   | 28         | 100        | 340        | 24         | 529        | 35         | 15         | 94         | 293        |
| 5 ROOMS . . . . .                        | 2 148             | 1 679      | 469     | 17         | 59         | 220        | 15         | 446        | 15         | 9          | 37         | 253        |
| 6 ROOMS . . . . .                        | 1 649             | 1 331      | 318     | 18         | 60         | 108        | 7          | 360        | 14         | 5          | 36         | 223        |
| 7 ROOMS . . . . .                        | 660               | 569        | 91      | 6          | 13         | 37         | 1          | 173        | 9          | 3          | 9          | 87         |
| 8 ROOMS OR MORE . . . . .                | 383               | 345        | 38      | 10         | 5          | 9          | ...        | 112        | 8          | 3          | 6          | 54         |
| MEDIAN . . . . .                         | 3.7               | 3.7        | 3.8     | 3.2        | 3.1        | 3.6        | 3.1        | 4.1        | 3.1        | 3.0        | 3.3        | 3.5        |
| PERSONS                                  |                   |            |         |            |            |            |            |            |            |            |            |            |
| 1 PERSON . . . . .                       | 2 308             | 1 877      | 431     | 47         | 121        | 197        | 18         | 438        | 57         | 30         | 56         | 267        |
| 2 PERSONS . . . . .                      | 3 644             | 2 956      | 688     | 60         | 159        | 316        | 37         | 684        | 63         | 24         | 89         | 406        |
| 3 PERSONS . . . . .                      | 2 396             | 1 951      | 445     | 31         | 123        | 208        | 19         | 416        | 50         | 17         | 60         | 255        |
| 4 PERSONS . . . . .                      | 1 893             | 1 511      | 382     | 25         | 89         | 149        | 13         | 326        | 22         | 7          | 62         | 216        |
| 5 PERSONS . . . . .                      | 1 532             | 1 230      | 302     | 18         | 75         | 158        | 12         | 229        | 19         | 17         | 58         | 177        |
| 6 PERSONS OR MORE . . . . .              | 3 826             | 2 654      | 1 172   | 17         | 207        | 352        | 19         | 480        | 31         | 29         | 114        | 481        |
| MEDIAN . . . . .                         | 3.3               | 3.1        | 3.9     | 2.4        | 3.4        | 3.4        | 2.7        | 2.9        | 2.5        | 3.0        | 3.7        | 3.4        |
| PERSONS PER ROOM                         |                   |            |         |            |            |            |            |            |            |            |            |            |
| 0.50 OR LESS . . . . .                   | 4 415             | 3 615      | 800     | 74         | 167        | 321        | 35         | 902        | 84         | 36         | 87         | 525        |
| 0.51 TO 0.75 . . . . .                   | 2 695             | 2 228      | 467     | 31         | 111        | 199        | 16         | 528        | 43         | 20         | 74         | 305        |
| 0.76 TO 1.00 . . . . .                   | 3 061             | 2 457      | 604     | 49         | 160        | 319        | 26         | 537        | 54         | 21         | 89         | 332        |
| 1.01 OR MORE . . . . .                   | 5 428             | 3 879      | 1 549   | 44         | 336        | 541        | 41         | 606        | 61         | 47         | 189        | 640        |
| *YEAR MOVED INTO UNIT                    |                   |            |         |            |            |            |            |            |            |            |            |            |
| 1958 TO MARCH 1960 . . . . .             | 4 318             | 3 455      | 863     | ...        | 214        | 367        | ...        | 755        | ...        | ...        | 193        | 438        |
| 1954 TO 1957 . . . . .                   | 3 284             | 2 597      | 687     | ...        | 182        | 428        | ...        | 472        | ...        | ...        | 102        | 339        |
| 1953 OR EARLIER . . . . .                | 7 973             | 6 103      | 1 870   | ...        | 372        | 585        | ...        | 1 347      | ...        | ...        | 144        | 1 024      |
| *UNITS IN STRUCTURE                      |                   |            |         |            |            |            |            |            |            |            |            |            |
| 1 . . . . .                              | 12 541            | 9 184      | 3 357   | ...        | 697        | 962        | ...        | 1 790      | ...        | ...        | 362        | 1 534      |
| 2 . . . . .                              | 1 474             | 1 434      | 40      | ...        | 71         | 157        | ...        | 205        | ...        | ...        | 77         | 219        |
| 3 AND 4 . . . . .                        | 703               | 676        | 27      | ...        | ...        | 15         | ...        | 375        | ...        | ...        | ...        | 47         |
| 5 OR MORE . . . . .                      | 855               | 850        | 5       | ...        | ...        | 246        | ...        | 202        | ...        | ...        | ...        | ...        |
| *YEAR STRUCTURE BUILT                    |                   |            |         |            |            |            |            |            |            |            |            |            |
| 1950 TO MARCH 1960 . . . . .             | 3 014             | 2 329      | 685     | ...        | 59         | 386        | ...        | 539        | ...        | ...        | 106        | 125        |
| 1940 TO 1949 . . . . .                   | 2 464             | 1 869      | 595     | ...        | 192        | 335        | ...        | 141        | ...        | ...        | 83         | 264        |
| 1939 OR EARLIER . . . . .                | 10 097            | 7 957      | 2 140   | ...        | 517        | 659        | ...        | 1 894      | ...        | ...        | 250        | 1 412      |
| *VALUE                                   |                   |            |         |            |            |            |            |            |            |            |            |            |
| OWNER OCCUPIED . . . . .                 | 5 060             | 4 241      | 819     | ...        | 215        | 314        | ...        | 861        | ...        | ...        | 117        | 721        |
| LESS THAN \$5,000 . . . . .              | 2 166             | 1 650      | 516     | ...        | 148        | 220        | ...        | 172        | ...        | ...        | 49         | 404        |
| \$5,000 TO \$9,900 . . . . .             | 2 181             | 1 963      | 218     | ...        | 62         | 86         | ...        | 419        | ...        | ...        | 64         | 277        |
| \$10,000 TO \$14,900 . . . . .           | 519               | 454        | 65      | ...        | ...        | 8          | ...        | 198        | ...        | ...        | ...        | 8          |
| \$15,000 TO \$19,900 . . . . .           | 125               | 118        | 7       | ...        | 5          | ...        | ...        | 44         | ...        | ...        | 4          | 8          |
| \$20,000 TO \$24,900 . . . . .           | 37                | 32         | 5       | ...        | ...        | ...        | ...        | 16         | ...        | ...        | ...        | ...        |
| \$25,000 OR MORE . . . . .               | 32                | 24         | 8       | ...        | ...        | ...        | ...        | 12         | ...        | ...        | ...        | ...        |
| MEDIAN . . . . . DOLLARS                 | 5 600             | 5 800      | 5 000-  | ...        | 5 000-     | 5 000-     | ...        | 7 500      | ...        | ...        | ...        | 5 000-     |
| *GROSS RENT                              |                   |            |         |            |            |            |            |            |            |            |            |            |
| RENTER OCCUPIED . . . . .                | 9 331             | 7 711      | 1 620   | ...        | 544        | 1 058      | ...        | 1 661      | ...        | ...        | 318        | 1 060      |
| LESS THAN \$20 . . . . .                 | 1 410             | 1 511      | 599     | ...        | 159        | 186        | ...        | 100        | ...        | ...        | 34         | 104        |
| \$20 TO \$39 . . . . .                   | 4 490             | 4 341      | 149     | ...        | 269        | 739        | ...        | 958        | ...        | ...        | 164        | 676        |
| \$40 TO \$59 . . . . .                   | 2 002             | 1 052      | 50      | ...        | 80         | 100        | ...        | 471        | ...        | ...        | 115        | 221        |
| \$60 TO \$79 . . . . .                   | 304               | 293        | 11      | ...        | 8          | 4          | ...        | 88         | ...        | ...        | ...        | 9          |
| \$80 TO \$99 . . . . .                   | 54                | 49         | 5       | ...        | ...        | ...        | ...        | 4          | ...        | ...        | ...        | ...        |
| \$100 OR MORE . . . . .                  | 12                | 8          | 4       | ...        | ...        | ...        | ...        | ...        | ...        | ...        | ...        | ...        |
| NO CASH RENT . . . . .                   | 1 059             | 257        | 802     | ...        | 28         | 29         | ...        | 40         | ...        | ...        | 5          | 46         |
| MEDIAN . . . . . DOLLARS                 | 33                | 34         | 20-     | ...        | 27         | 27         | ...        | 35         | ...        | ...        | 34         | 34         |





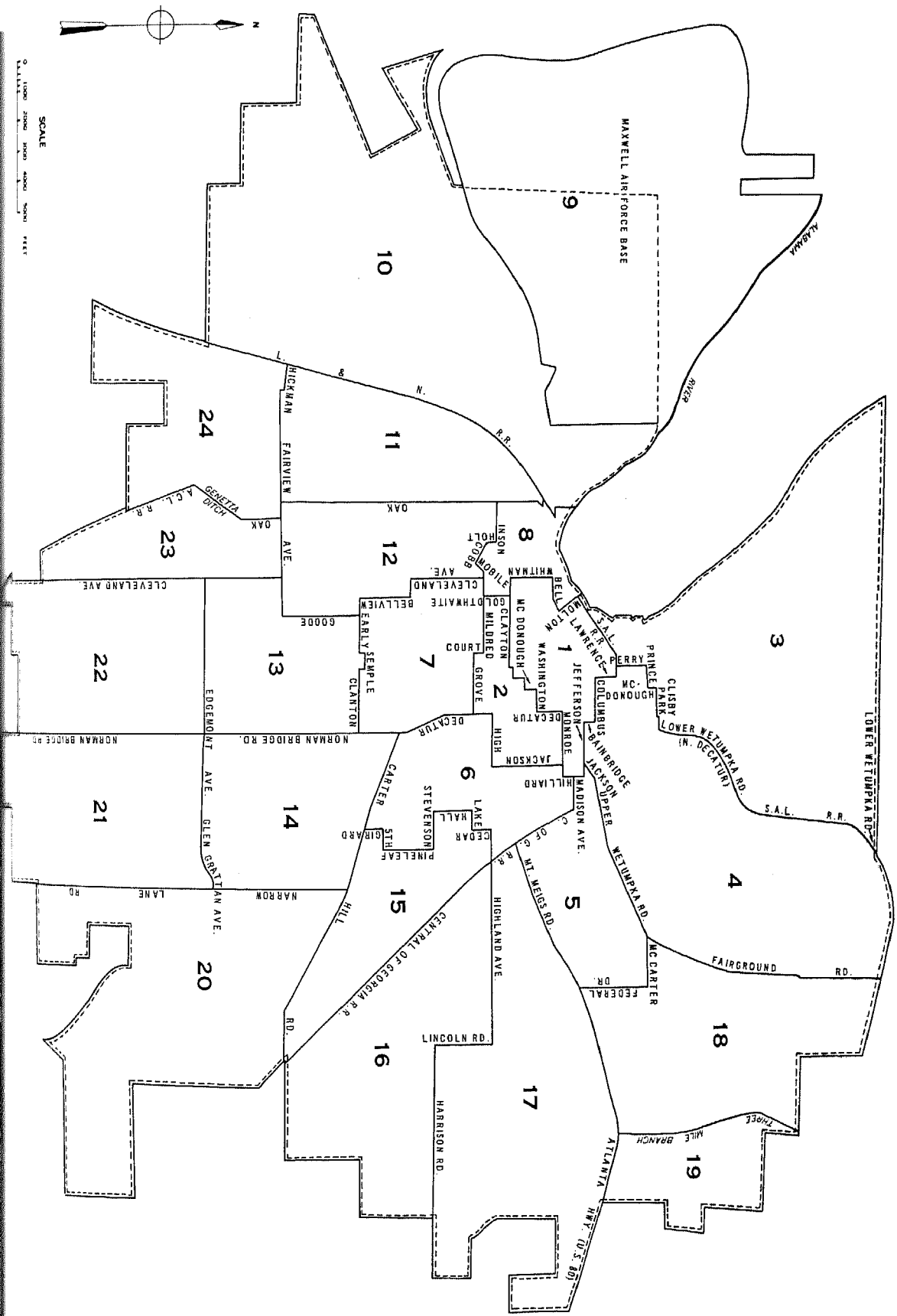
# CENSUS TRACTS IN THE MONTGOMERY SMSA



### BOUNDARY SYMBOLS

- Census Tract Boundaries:**
- County Line
  - Census County Division Line
  - Other Tract Lines
- Boundaries Which Are Not Tract Lines:**
- Corporate Limit Line

CENSUS TRACTS IN THE MONTGOMERY SMSA  
 INSET MAP - MONTGOMERY CITY AND ADJACENT AREA



**U.S. CENSUSES OF POPULATION  
AND HOUSING : 1960**

Final Report PHC(1)-97

**CENSUS TRACTS**

**Muncie,  
Ind.**

*Standard Metropolitan Statistical Area*

*Prepared under the supervision of*  
HOWARD G. BRUNSMAN, Chief  
Population Division, and  
WAYNE F. DAUGHERTY, Chief  
Housing Division




**U.S. DEPARTMENT OF COMMERCE**

**Luther H. Hodges, Secretary**

**BUREAU OF THE CENSUS**

Richard M. Scammon, *Director (From May 1, 1961)*  
Robert W. Burgess, *Director (To March 3, 1961)*





# U.S. DEPARTMENT OF COMMERCE BUREAU OF THE CENSUS

RICHARD M. SCAMMON, *Director*

A. ROSS ECKLER, *Deputy Director*  
HOWARD C. GRIEVES, *Assistant Director*  
CONRAD TAEUBER, *Assistant Director*  
MORRIS H. HANSEN, *Assistant Director for Research and Development*  
CHARLES B. LAWRENCE, JR., *Assistant Director for Operations*  
WALTER L. KEHRES, *Assistant Director for Administration*  
CALVERT L. DEDRICK, *Chief, International Statistical Programs Office*  
A. W. VON STRUVE, *Public Information Officer*

#### Population Division—

HOWARD G. BRUNSMAN, *Chief*  
HENRY S. SHRYOCK, JR., *Assistant Chief*  
DAVID L. KAPLAN, *Decennial Census Planner*  
SIGMUND SCHOR, *Systems Coordinator*

#### Housing Division—

WAYNE F. DAUGHERTY, *Chief*  
DANIEL B. RATHBUN, *Assistant Chief*  
BEULAH WASHABAUGH, *Special Assistant*  
MILTON D. LIEBERMAN, *Chief, Coordination and Research*

Decennial Operations Division—MORTON A. MEYER, *Chief*

Field Division—JEFFERSON D. MCPHIBB, *Chief*

Geography Division—WILLIAM T. FAY, *Chief*

Statistical Methods Division—JOSEPH STEINBERG, *Chief*

Library of Congress Card Number: A61-9354

The figures in this report supersede the figures for corresponding items shown in table PH-1 which was distributed in unpublished form during the first half of 1961.

#### SUGGESTED CITATION

U.S. Bureau of the Census. *U.S. Censuses of Population and Housing: 1960. Census Tracts.*  
Final Report PHC(1)-97.  
U.S. Government Printing Office, Washington, D.C., 1962.

For sale by the Superintendent of Documents, U.S. Government Printing Office, Washington 25, D.C.  
or any of the Field Offices of the Department of Commerce - Price 35 cents.

Table P-1.—GENERAL CHARACTERISTICS OF THE POPULATION, BY CENSUS TRACTS: 1960

[Asterisk (\*) denotes statistics based on 25-percent sample. Population per household not shown where less than 50 persons in households. Median not shown where base is less than 200]

Table with columns: SUBJECT, DELAWARE COUNTY (TOTAL, MUNICIE, BALANCE), MUNCIE (TRACT 0001 to 0010). Rows include: RACE AND COUNTRY OF ORIGIN, HOUSEHOLD RELATIONSHIP, MARRIED COUPLES, \*SCHOOL ENROLLMENT, \*YEARS OF SCHOOL COMPLETED, \*RESIDENCE IN 1955, and \*FAMILY INCOME IN 1959.

Table P-1.—GENERAL CHARACTERISTICS OF THE POPULATION, BY CENSUS TRACTS: 1960—Con.

[Asterisk (\*) denotes statistics based on 25-percent sample. Population per household not shown where less than 50 persons in households. Median not shown where base is less than 200]

Table with columns: SUBJECT, MUNCIE--CON. (TRACT 0011-0019), BALANCE OF DELAWARE COUNTY (TRACT 0005-0018). Rows include categories like RACE AND COUNTRY OF ORIGIN, HOUSEHOLD RELATIONSHIP, MARRIED COUPLES, SCHOOL ENROLLMENT, YEARS OF SCHOOL COMPLETED, RESIDENCE IN 1955, and FAMILY INCOME IN 1959.









Table P-2.--AGE, COLOR, AND MARITAL STATUS OF THE POPULATION, BY SEX, BY CENSUS TRACTS: 1960--Con.

[Median not shown where base is less than 50]

Table with columns: SUBJECT, TRACT 0012 (MALE, FEMALE), TRACT 0013 (MALE, FEMALE), TRACT 0014 (MALE, FEMALE), TRACT 0015 (MALE, FEMALE), TRACT 0016 (MALE, FEMALE), TRACT 0019 (MALE, FEMALE), TRACT 0005 (MALE, FEMALE), BALANCE OF DELAWARE COUNTY (MALE, FEMALE). Rows include AGE (TOTAL, 1-21 years), WHITE (5-75 years), NONWHITE (5-75 years), and MARITAL STATUS (14 years and over).







Table P-3.—LABOR FORCE CHARACTERISTICS OF THE POPULATION, BY CENSUS TRACTS: 1960

[Based on 25-percent sample. Percent not shown where base is less than 200]

Table with columns: SUBJECT, DELAWARE COUNTY (TOTAL, MUNCIE, BALANCE), MUNCIE (TRACT 0001-TRACT 0010). Rows include Employment Status, Occupation, and Means of Transport.







Table P-4.—CHARACTERISTICS OF THE NONWHITE POPULATION, FOR CENSUS TRACTS WITH 400 OR MORE SUCH PERSONS: 1960

[Asterisk (\*) denotes statistics based on 25-percent sample. Population per household not shown where less than 50 persons in households. Median and percent not shown where base is less than 200]

| SUBJECT   | DELAWARE COUNTY |         |         | MUNCIE     |            |
|---|-----------------|---------|---------|------------|------------|
|   | TOTAL           | MUNCIE  | BALANCE | TRACT 0003 | TRACT 0012 |
| HOUSEHOLD RELATIONSHIP                          |                 |         |         |            |            |
| NONWHITE POPULATION . . . . .                   | 5 882           | 5 802   | 80      | 2 863      | 2 334      |
| POPULATION IN HOUSEHOLDS . . . . .              | 5 792           | 5 716   | 76      | 2 819      | 2 330      |
| HEAD OF HOUSEHOLD . . . . .                     | 1 619           | 1 597   | 22      | 822        | 613        |
| HEAD OF PRIMARY FAMILY . . . . .                | 1 335           | 1 316   | 19      | 675        | 523        |
| PRIMARY INDIVIDUAL . . . . .                    | 284             | 281     | 3       | 149        | 90         |
| WIFE OF HEAD . . . . .                          | 1 029           | 1 010   | 19      | 501        | 409        |
| CHILD UNDER 18 OF HEAD . . . . .                | 2 182           | 2 166   | 16      | 1 039      | 918        |
| OTHER RELATIVE OF HEAD . . . . .                | 792             | 779     | 13      | 365        | 340        |
| NONRELATIVE OF HEAD . . . . .                   | 170             | 164     | 6       | 92         | 50         |
| POPULATION IN GROUP QUARTERS . . . . .          | 90              | 86      | 4       | 44         | 4          |
| INMATE OF INSTITUTION . . . . .                 | 10              | 6       | 4       | 4          | 4          |
| OTHER . . . . .                                 | 80              | 80      | 0       | 44         | 4          |
| POPULATION PER HOUSEHOLD . . . . .              | 3.58            | 3.58    | ...     | 3.43       | 3.80       |
| HARRIED COUPLES* . . . . .                      | 1 063           | 1 043   | 20      | 509        | 445        |
| WITH OWN HOUSEHOLD . . . . .                    | 1 036           | 1 016   | 20      | 491        | 436        |
| WITH OWN CHILDREN UNDER 6 . . . . .             | 307             | 303     | 4       | 179        | 109        |
| WITH OWN CHILDREN UNDER 18 . . . . .            | 518             | 510     | 8       | 266        | 200        |
| WITH HUSBAND UNDER 45 YEARS . . . . .           | 507             | 495     | 12      | 253        | 206        |
| WITH OWN CHILDREN UNDER 18 . . . . .            | 362             | 354     | 8       | 201        | 131        |
| UNRELATED INDIVIDUALS* . . . . .                | 513             | 499     | 14      | 256        | 133        |
| PERSONS UNDER 18 YEARS OLD* . . . . .           | 2 402           | 2 385   | 17      | 1 162      | 1 015      |
| LIVING WITH BOTH PARENTS* . . . . .             | 1 494           | 1 477   | 17      | 726        | 621        |
| *YEARS OF SCHOOL COMPLETED                      |                 |         |         |            |            |
| PERSONS 25 YEARS OLD AND OVER . . . . .         | 2 975           | 2 907   | 68      | 1 460      | 1 130      |
| NO SCHOOL YEARS COMPLETED . . . . .             | 78              | 78      | 0       | 30         | 26         |
| ELEMENTARY: 1 TO 4 YEARS . . . . .              | 411             | 398     | 13      | 197        | 152        |
| 5 TO 7 YEARS . . . . .                          | 665             | 653     | 12      | 364        | 230        |
| 8 YEARS . . . . .                               | 493             | 477     | 16      | 164        | 243        |
| HIGH SCHOOL: 1 TO 3 YEARS . . . . .             | 709             | 695     | 14      | 333        | 313        |
| 4 YEARS . . . . .                               | 431             | 426     | 5       | 282        | 130        |
| COLLEGE: 1 TO 3 YEARS . . . . .                 | 116             | 112     | 4       | 59         | 32         |
| 4 YEARS OR MORE . . . . .                       | 72              | 68      | 4       | 31         | 4          |
| MEDIAN SCHOOL YEARS COMPLETED . . . . .         | 8.7             | 8.7     | ...     | 8.8        | 8.6        |
| *RESIDENCE IN 1955                              |                 |         |         |            |            |
| PERSONS 5 YRS. OLD & OVER; 1960 . . . . .       | 5 116           | 5 031   | 85      | 2 482      | 2 025      |
| SAME HOUSE AS IN 1960 . . . . .                 | 2 686           | 2 627   | 59      | 1 354      | 1 076      |
| DIFFERENT HOUSE IN U.S. . . . .                 | 2 340           | 2 314   | 26      | 1 100      | 904        |
| CENTRAL CITY OF THIS SMSA . . . . .             | 1 764           | 1 746   | 18      | 905        | 683        |
| OTHER PART OF THIS SMSA . . . . .               | 49              | 45      | 4       | 22         | 5          |
| OUTSIDE THIS SMSA . . . . .                     | 527             | 523     | 4       | 173        | 216        |
| ABROAD . . . . .                                | 20              | 20      | 0       | ...        | 9          |
| MOVED; RESIDENCE IN 1955 NOT REPORTED . . . . . | 70              | 70      | 0       | 28         | 36         |
| *FAMILY INCOME IN 1959                          |                 |         |         |            |            |
| ALL FAMILIES . . . . .                          | 1 360           | 1 340   | 20      | 685        | 541        |
| UNDER \$1,000 . . . . .                         | 111             | 111     | 0       | 58         | 46         |
| \$1,000 TO \$1,999 . . . . .                    | 214             | 214     | 0       | 105        | 89         |
| \$2,000 TO \$2,999 . . . . .                    | 175             | 163     | 12      | 95         | 46         |
| \$3,000 TO \$3,999 . . . . .                    | 166             | 162     | 4       | 97         | 61         |
| \$4,000 TO \$4,999 . . . . .                    | 205             | 205     | 0       | 116        | 71         |
| \$5,000 TO \$5,999 . . . . .                    | 175             | 175     | 0       | 80         | 77         |
| \$6,000 TO \$6,999 . . . . .                    | 115             | 115     | 0       | 52         | 54         |
| \$7,000 TO \$7,999 . . . . .                    | 78              | 78      | 0       | 43         | 35         |
| \$8,000 TO \$8,999 . . . . .                    | 52              | 52      | 0       | 21         | 27         |
| \$9,000 TO \$9,999 . . . . .                    | 22              | 22      | 0       | 6          | 8          |
| \$10,000 AND OVER . . . . .                     | 47              | 43      | 4       | 12         | 27         |
| MEDIAN INCOME: FAMILIES . . . . .               | \$4 068         | \$4 098 | ...     | \$3 871    | \$4 401    |
| FAM. & UNREL. INDIV. . . . .                    | \$3 096         | \$3 138 | ...     | \$3 109    | \$3 643    |
| *EMPLOYMENT STATUS AND OCCUPATION               |                 |         |         |            |            |
| MALE: 14 YEARS OLD AND OVER . . . . .           | 1 852           | 1 819   | 33      | 918        | 680        |
| LABOR FORCE . . . . .                           | 1 393           | 1 368   | 25      | 694        | 525        |
| PERCENT OF TOTAL . . . . .                      | 75.2            | 75.2    | ...     | 75.6       | 77.2       |
| CIVILIAN LABOR FORCE . . . . .                  | 1 393           | 1 368   | 25      | 694        | 525        |
| EMPLOYED . . . . .                              | 1 260           | 1 235   | 25      | 620        | 475        |
| UNEMPLOYED . . . . .                            | 133             | 133     | 0       | 74         | 50         |
| PERCENT OF CIV. LABOR FORCE . . . . .           | 9.5             | 9.7     | ...     | 10.7       | 9.5        |
| NOT IN LABOR FORCE . . . . .                    | 459             | 451     | 8       | 224        | 155        |
| FEMALE: 14 YEARS OLD AND OVER . . . . .         | 2 047           | 2 003   | 44      | 1 017      | 786        |
| LABOR FORCE . . . . .                           | 940             | 914     | 26      | 499        | 325        |
| PERCENT OF TOTAL . . . . .                      | 45.9            | 45.6    | ...     | 49.1       | 41.3       |
| HARRIED WOMEN IN L.F.; HUSBAND PRES. . . . .    | 528             | 507     | 21      | 260        | 207        |
| WITH OWN CHILDREN UNDER 6 . . . . .             | 124             | 124     | 0       | 87         | 25         |
| MALE: EMPLOYED . . . . .                        | 1 260           | 1 235   | 25      | 620        | 475        |
| PROFESS'L; TECHN'L; & KINDRED WORKERS . . . . . | 26              | 22      | 4       | 4          | 4          |
| MGRS.; OFF'IS.; & PROP'IS; INCL. FARM . . . . . | 34              | 30      | 4       | 17         | 5          |
| CLERICAL AND KINDRED WORKERS . . . . .          | 35              | 35      | 0       | 12         | 13         |
| SALES WORKERS . . . . .                         | 11              | 11      | 0       | 8          | ...        |
| CRAFTSMEN; FOREMEN; & KINDRED WORKERS . . . . . | 119             | 119     | 0       | 60         | 55         |
| OPERATIVES AND KINDRED WORKERS . . . . .        | 373             | 369     | 4       | 158        | 178        |
| PRIVATE HOUSEHOLD WORKERS . . . . .             | 5               | ...     | ...     | ...        | ...        |
| SERVICE WKRS.; EXC. PRIV. HOUSEHOLD . . . . .   | 277             | 277     | 0       | 148        | 77         |
| LABORERS, EXCEPT MINE . . . . .                 | 294             | 294     | 0       | 172        | 106        |
| OCCUPATION NOT REPORTED . . . . .               | 86              | 78      | 8       | 41         | 37         |
| FEMALE: EMPLOYED . . . . .                      | 809             | 787     | 22      | 392        | 308        |
| PROFESS'L; TECHN'L; & KINDRED WORKERS . . . . . | 23              | 19      | 4       | 4          | 5          |
| MGRS.; OFF'IS.; & PROP'IS; INCL. FARM . . . . . | ...             | ...     | ...     | ...        | ...        |
| CLERICAL AND KINDRED WORKERS . . . . .          | 73              | 68      | 5       | 28         | 33         |
| SALES WORKERS . . . . .                         | 13              | 13      | 0       | 4          | 9          |
| CRAFTSMEN; FOREMEN; & KINDRED WORKERS . . . . . | ...             | ...     | ...     | ...        | ...        |
| OPERATIVES AND KINDRED WORKERS . . . . .        | 95              | 91      | 4       | 40         | 19         |
| PRIVATE HOUSEHOLD WORKERS . . . . .             | 287             | 282     | 5       | 126        | 131        |
| SERVICE WKRS.; EXC. PRIV. HOUSEHOLD . . . . .   | 242             | 238     | 4       | 148        | 86         |
| LABORERS, EXCEPT MINE . . . . .                 | 17              | 17      | 0       | 17         | ...        |
| OCCUPATION NOT REPORTED . . . . .               | 59              | 59      | 0       | 25         | 25         |

Table H-1.—OCCUPANCY AND STRUCTURAL CHARACTERISTICS OF HOUSING UNITS, BY CENSUS TRACTS: 1960

(Some data based on sample; see text. Median not shown where base is less than 60)

| SUBJECT                                     | TOTAL SMSA | PART IN BRISTOL COUNTY |             |                     | PART IN PLYMOUTH COUNTY (UNTRACTED) | NEW BEDFORD |            |            |            |            |            |
|---|------------|------------------------|-------------|---------------------|-------------------------------------|-------------|------------|------------|------------|------------|------------|
|   |            | TOTAL                  | NEW BEDFORD | BALANCE (UNTRACTED) |                                     | TRACT 0001  | TRACT 0002 | TRACT 0003 | TRACT 0004 | TRACT 0005 | TRACT 0006 |
| ALL HOUSING UNITS. . . . .                  | 51 570     | 48 623                 | 36 731      | 11 892              | 2 947                               | 1 051       | 1 437      | 1 300      | 1 606      | 1 418      | 1 267      |
| TENURE, COLOR, AND VACANCY STATUS           |            |                        |             |                     |                                     |             |            |            |            |            |            |
| OWNER OCCUPIED . . . . .                    | 22 872     | 21 524                 | 13 513      | 8 011               | 1 348                               | 806         | 1 087      | 704        | 467        | 507        | 192        |
| WHITE . . . . .                             | 22 473     | 21 212                 | 13 265      | 7 947               | 1 261                               | 802         | 1 087      | 702        | 466        | 507        | 192        |
| NONWHITE . . . . .                          | 399        | 312                    | 248         | 64                  | 87                                  | 4           | ...        | 2          | 1          | ...        | ...        |
| RENTER OCCUPIED . . . . .                   | 23 870     | 23 406                 | 21 056      | 2 350               | 464                                 | 146         | 318        | 556        | 1 096      | 876        | 981        |
| WHITE . . . . .                             | 23 163     | 22 726                 | 20 389      | 2 337               | 437                                 | 146         | 318        | 556        | 1 096      | 876        | 976        |
| NONWHITE . . . . .                          | 707        | 680                    | 667         | 13                  | 27                                  | ...         | ...        | ...        | ...        | ...        | 5          |
| AVAILABLE VACANT . . . . .                  | 1 770      | 1 691                  | 1 468       | 223                 | 79                                  | 25          | 18         | 23         | 35         | 23         | 78         |
| FOR SALE ONLY . . . . .                     | 252        | 220                    | 115         | 105                 | 32                                  | 19          | 7          | 2          | 2          | 2          | 6          |
| FOR RENT . . . . .                          | 1 518      | 1 471                  | 1 353       | 118                 | 47                                  | 6           | 11         | 21         | 33         | 21         | 72         |
| OTHER VACANT . . . . .                      | 3 058      | 2 002                  | 694         | 1 308               | 1 056                               | 74          | 14         | 17         | 8          | 12         | 16         |
| CONDITION AND PLUMBING                      |            |                        |             |                     |                                     |             |            |            |            |            |            |
| SOUND . . . . .                             | 45 003     | 42 469                 | 32 116      | 10 353              | 2 534                               | 907         | 1 401      | 1 195      | 1 397      | 1 345      | 1 154      |
| WITH ALL PLUMBING FACILITIES . . . . .      | 35 773     | 33 639                 | 24 560      | 9 079               | 2 134                               | 798         | 1 328      | 1 088      | 991        | 1 004      | 637        |
| LACKING ONLY HOT WATER . . . . .            | 6 384      | 6 121                  | 5 299       | 822                 | 263                                 | 74          | 62         | 100        | 337        | 295        | 458        |
| LACKING OTHER PLUMBING FACILITIES . . . . . | 2 846      | 2 709                  | 2 257       | 452                 | 137                                 | 35          | 11         | 7          | 49         | 46         | 59         |
| DETERIORATING . . . . .                     | 5 193      | 4 990                  | 3 731       | 1 259               | 203                                 | 61          | 32         | 77         | 182        | 72         | 109        |
| WITH ALL PLUMBING FACILITIES . . . . .      | 2 452      | 2 301                  | 1 576       | 725                 | 151                                 | 18          | 19         | 49         | 96         | 40         | 37         |
| LACKING ONLY HOT WATER . . . . .            | 1 728      | 1 708                  | 1 398       | 310                 | 20                                  | 20          | 9          | 29         | 81         | 25         | 61         |
| LACKING OTHER PLUMBING FACILITIES . . . . . | 1 013      | 981                    | 757         | 224                 | 32                                  | 23          | 4          | 2          | 5          | 7          | 11         |
| DILAPIDATED . . . . .                       | 1 374      | 1 164                  | 884         | 280                 | 210                                 | 83          | 4          | 28         | 27         | 1          | 4          |
| BATHROOMS                                   |            |                        |             |                     |                                     |             |            |            |            |            |            |
| 1 . . . . .                                 | 35 647     | 33 713                 | 24 693      | 9 020               | 1 934                               | 735         | 1 248      | 1 060      | 1 127      | 1 047      | 691        |
| MORE THAN 1 . . . . .                       | 3 480      | 3 060                  | 1 822       | 1 238               | 420                                 | 95          | 101        | 85         | 15         | 26         | 5          |
| SHARED OR NONE . . . . .                    | 12 443     | 11 850                 | 10 216      | 1 634               | 593                                 | 221         | 88         | 155        | 464        | 345        | 571        |
| ROOMS                                       |            |                        |             |                     |                                     |             |            |            |            |            |            |
| 1 ROOM . . . . .                            | 1 118      | 1 102                  | 983         | 119                 | 16                                  | 7           | 1          | 5          | 10         | 38         | 21         |
| 2 ROOMS . . . . .                           | 3 870      | 3 804                  | 2 591       | 213                 | 66                                  | 12          | 3          | 20         | 31         | 4          | 17         |
| 3 ROOMS . . . . .                           | 3 321      | 3 125                  | 2 519       | 606                 | 196                                 | 83          | 41         | 72         | 92         | 57         | 106        |
| 4 ROOMS . . . . .                           | 10 556     | 9 888                  | 7 569       | 2 319               | 668                                 | 268         | 382        | 244        | 286        | 218        | 353        |
| 5 ROOMS . . . . .                           | 14 747     | 14 207                 | 10 912      | 3 295               | 540                                 | 274         | 434        | 353        | 620        | 474        | 388        |
| 6 ROOMS . . . . .                           | 11 367     | 10 846                 | 8 394       | 2 452               | 521                                 | 224         | 348        | 395        | 373        | 485        | 279        |
| 7 ROOMS . . . . .                           | 5 100      | 4 700                  | 3 332       | 1 368               | 400                                 | 114         | 140        | 139        | 149        | 107        | 82         |
| 8 ROOMS OR MORE . . . . .                   | 4 491      | 3 951                  | 2 431       | 1 520               | 540                                 | 69          | 88         | 72         | 45         | 35         | 21         |
| MEDIAN . . . . .                            | 5.2        | 5.2                    | 5.1         | 5.3                 | 5.5                                 | 5.1         | 5.2        | 5.4        | 5.1        | 5.3        | 4.9        |
| UNITS IN STRUCTURE                          |            |                        |             |                     |                                     |             |            |            |            |            |            |
| 1 . . . . .                                 | 23 899     | 21 123                 | 11 134      | 9 989               | 2 776                               | 963         | 1 114      | 681        | 169        | 180        | 34         |
| 2 . . . . .                                 | 9 475      | 9 363                  | 8 018       | 1 345               | 112                                 | 72          | 258        | 396        | 418        | 474        | 112        |
| 3 AND 4 . . . . .                           | 12 973     | 12 931                 | 12 528      | 403                 | 42                                  | 6           | 47         | 144        | 731        | 539        | 668        |
| 5 TO 9 . . . . .                            | 4 121      | 4 115                  | 3 996       | 119                 | 6                                   | 10          | 18         | 57         | 264        | 189        | 401        |
| 10 OR MORE . . . . .                        | 1 102      | 1 091                  | 1 055       | 36                  | 11                                  | ...         | ...        | 20         | 24         | 36         | 52         |
| YEAR STRUCTURE BUILT                        |            |                        |             |                     |                                     |             |            |            |            |            |            |
| 1950 TO MARCH 1960 . . . . .                | 6 548      | 5 689                  | 2 876       | 2 813               | 859                                 | 340         | 494        | 188        | 16         | 36         | ...        |
| 1940 TO 1949 . . . . .                      | 3 327      | 2 738                  | 1 343       | 1 395               | 589                                 | 163         | 240        | 117        | 4          | 4          | ...        |
| 1939 OR EARLIER . . . . .                   | 41 695     | 40 196                 | 32 512      | 7 684               | 1 499                               | 548         | 703        | 995        | 1 586      | 1 378      | 1 267      |
| BASEMENT                                    |            |                        |             |                     |                                     |             |            |            |            |            |            |
| BASEMENT . . . . .                          | 48 239     | 46 037                 | 35 607      | 10 430              | 2 202                               | 911         | 1 397      | 1 288      | 1 591      | 1 391      | 1 257      |
| CONCRETE SLAB . . . . .                     | 1 240      | 1 108                  | 652         | 456                 | 132                                 | 9           | 25         | ...        | 10         | 21         | 10         |
| OTHER . . . . .                             | 2 091      | 1 478                  | 472         | 1 006               | 613                                 | 131         | 15         | 12         | 5          | 6          | ...        |
| HEATING EQUIPMENT                           |            |                        |             |                     |                                     |             |            |            |            |            |            |
| STEAM OR HOT WATER . . . . .                | 20 517     | 19 290                 | 13 676      | 5 614               | 1 227                               | 471         | 789        | 580        | 344        | 402        | 142        |
| WARM AIR FURNACE . . . . .                  | 6 641      | 5 894                  | 3 364       | 2 530               | 747                                 | 217         | 238        | 189        | 76         | 64         | 27         |
| BUILT-IN ROOM UNITS . . . . .               | 1 215      | 997                    | 393         | 604                 | 218                                 | 60          | 48         | ...        | 20         | 8          | 4          |
| OTHER MEANS WITH FLUE . . . . .             | 22 581     | 21 853                 | 18 775      | 3 078               | 728                                 | 300         | 362        | 524        | 1 166      | 929        | 1 068      |
| OTHER MEANS WITHOUT FLUE . . . . .          | 421        | 402                    | 336         | 66                  | 19                                  | ...         | ...        | 3          | ...        | 11         | 17         |
| NONE . . . . .                              | 195        | 187                    | 187         | ...                 | 8                                   | 3           | ...        | 4          | ...        | 4          | 9          |
| ALL OCCUPIED UNITS . . . . .                | 46 742     | 44 930                 | 34 569      | 10 361              | 1 812                               | 952         | 1 405      | 1 260      | 1 563      | 1 383      | 1 173      |
| PERSONS                                     |            |                        |             |                     |                                     |             |            |            |            |            |            |
| 1 PERSON . . . . .                          | 8 038      | 7 795                  | 6 699       | 1 096               | 243                                 | 89          | 92         | 169        | 240        | 220        | 233        |
| 2 PERSONS . . . . .                         | 13 779     | 13 291                 | 10 346      | 2 945               | 488                                 | 262         | 405        | 400        | 449        | 439        | 351        |
| 3 PERSONS . . . . .                         | 9 341      | 8 983                  | 6 807       | 2 176               | 358                                 | 225         | 322        | 257        | 351        | 313        | 239        |
| 4 PERSONS . . . . .                         | 7 617      | 7 287                  | 5 327       | 1 960               | 330                                 | 188         | 286        | 212        | 275        | 246        | 152        |
| 5 PERSONS . . . . .                         | 4 242      | 4 046                  | 2 896       | 1 150               | 196                                 | 98          | 174        | 125        | 145        | 95         | 111        |
| 6 PERSONS OR MORE . . . . .                 | 3 725      | 3 528                  | 2 494       | 1 034               | 197                                 | 90          | 126        | 97         | 103        | 70         | 87         |
| MEDIAN . . . . .                            |            |                        |             |                     |                                     |             |            |            |            |            |            |
| ALL OCCUPIED . . . . .                      | 2.7        | 2.7                    | 2.5         | 3.0                 | 3.0                                 | 3.1         | 3.1        | 2.7        | 2.8        | 2.6        | 2.5        |
| OWNER . . . . .                             | 2.9        | 2.9                    | 2.8         | 3.1                 | 3.0                                 | 3.0         | 3.1        | 3.1        | 3.1        | 2.6        | ...        |
| RENTER . . . . .                            | 2.5        | 2.4                    | 2.4         | 2.8                 | 2.8                                 | ...         | 2.9        | 2.4        | 2.6        | 2.4        | 2.6        |
| PERSONS PER ROOM                            |            |                        |             |                     |                                     |             |            |            |            |            |            |
| 0.50 OR LESS . . . . .                      | 24 613     | 23 637                 | 18 693      | 4 944               | 976                                 | 408         | 604        | 659        | 781        | 762        | 612        |
| 0.51 TO 0.75 . . . . .                      | 10 865     | 10 434                 | 7 789       | 2 645               | 431                                 | 287         | 379        | 315        | 396        | 338        | 266        |
| 0.76 TO 1.00 . . . . .                      | 8 806      | 8 507                  | 6 356       | 2 151               | 299                                 | 192         | 335        | 221        | 309        | 238        | 223        |
| 1.01 OR MORE . . . . .                      | 2 458      | 2 352                  | 1 731       | 621                 | 106                                 | 65          | 87         | 65         | 77         | 45         | 72         |

Table H-1.—OCCUPANCY AND STRUCTURAL CHARACTERISTICS OF HOUSING UNITS, BY CENSUS TRACTS: 1960—Con.

[Some data based on sample; see text. Median not shown where base is less than 50]

| SUBJECT                                     | MUNCIE--CON.  |               |               |               |               |               |               | BALANCE OF DELAWARE COUNTY |               |               |               |               |               |
|---|---------------|---------------|---------------|---------------|---------------|---------------|---------------|----------------------------|---------------|---------------|---------------|---------------|---------------|
|   | TRACT<br>0011 | TRACT<br>0012 | TRACT<br>0013 | TRACT<br>0014 | TRACT<br>0015 | TRACT<br>0016 | TRACT<br>0019 | TRACT<br>0005              | TRACT<br>0008 | TRACT<br>0009 | TRACT<br>0016 | TRACT<br>0017 | TRACT<br>0018 |
| ALL HOUSING UNITS . . . . .                 | 1 380         | 898           | 1 668         | 926           | 1 469         | 1 364         | 158           | 52                         | 85            | 18            | 7             | 537           | 89            |
| TENURE, COLOR, AND VACANCY<br>STATUS        |               |               |               |               |               |               |               |                            |               |               |               |               |               |
| OWNER OCCUPIED . . . . .                    | 1 037         | 536           | 1 102         | 689           | 1 033         | 909           | 141           | 31                         | 68            | 13            | 6             | 433           | 64            |
| WHITE . . . . .                             | 1 037         | 162           | 1 076         | 689           | 1 032         | 909           | 141           | 31                         | 68            | 13            | 6             | 433           | 64            |
| NONWHITE . . . . .                          | ...           | 374           | 26            | ...           | 1             | ...           | ...           | ...                        | ...           | ...           | ...           | ...           | ...           |
| RENTER OCCUPIED . . . . .                   | 299           | 310           | 492           | 204           | 369           | 373           | 15            | 12                         | 15            | 3             | 1             | 77            | 10            |
| WHITE . . . . .                             | 297           | 71            | 483           | 204           | 369           | 373           | 15            | 12                         | 15            | 3             | 1             | 77            | 10            |
| NONWHITE . . . . .                          | 2             | 239           | 9             | ...           | ...           | ...           | ...           | ...                        | ...           | ...           | ...           | ...           | ...           |
| AVAILABLE VACANT . . . . .                  | 28            | 35            | 44            | 18            | 41            | 47            | ...           | ...                        | 1             | 1             | ...           | 12            | 12            |
| FOR SALE ONLY . . . . .                     | 9             | 17            | 12            | 3             | 11            | 11            | ...           | ...                        | 1             | ...           | ...           | 6             | 11            |
| FOR RENT . . . . .                          | 19            | 18            | 32            | 15            | 30            | 36            | ...           | ...                        | ...           | 1             | ...           | 6             | 1             |
| OTHER VACANT . . . . .                      | 16            | 17            | 30            | 15            | 26            | 35            | 2             | 9                          | 1             | 1             | ...           | 15            | 3             |
| CONDITION AND PLUMBING                      |               |               |               |               |               |               |               |                            |               |               |               |               |               |
| SOUND . . . . .                             | 1 238         | 715           | 1 490         | 612           | 1 212         | 1 039         | 158           | 2                          | 79            | 15            | 7             | 442           | 82            |
| WITH ALL PLUMBING FACILITIES . . . . .      | 1 209         | 613           | 1 412         | 604           | 1 173         | 995           | 158           | 2                          | 77            | 15            | 7             | 435           | 82            |
| LACKING ONLY HOT WATER . . . . .            | 8             | 23            | 9             | 8             | 2             | 4             | ...           | ...                        | 1             | ...           | ...           | 1             | ...           |
| LACKING OTHER PLUMBING FACILITIES . . . . . | 21            | 79            | 69            | 8             | 37            | 40            | ...           | ...                        | ...           | ...           | ...           | ...           | ...           |
| DETERIORATING . . . . .                     | 117           | 152           | 142           | 257           | 186           | 242           | ...           | 11                         | 6             | 3             | ...           | 72            | 4             |
| WITH ALL PLUMBING FACILITIES . . . . .      | 75            | 75            | 96            | 233           | 129           | 173           | ...           | 7                          | 6             | 3             | ...           | 54            | 3             |
| LACKING ONLY HOT WATER . . . . .            | 5             | 8             | 7             | ...           | 6             | 13            | ...           | ...                        | ...           | ...           | ...           | 2             | ...           |
| LACKING OTHER PLUMBING FACILITIES . . . . . | 37            | 69            | 39            | 24            | 51            | 56            | ...           | ...                        | ...           | ...           | ...           | 16            | 1             |
| DILAPIDATED . . . . .                       | 25            | 31            | 36            | 57            | 71            | 83            | ...           | 39                         | ...           | ...           | ...           | 23            | 3             |
| BATHROOMS                                   |               |               |               |               |               |               |               |                            |               |               |               |               |               |
| 1 . . . . .                                 | 1 208         | 723           | 1 471         | 856           | 1 304         | 1 159         | 119           | 18                         | 69            | 10            | 6             | 438           | 72            |
| MORE THAN 1 . . . . .                       | 128           | 20            | 60            | 30            | 45            | 41            | 37            | ...                        | 14            | 15            | ...           | 62            | 14            |
| SHARED OR NONE . . . . .                    | 44            | 155           | 137           | 40            | 120           | 164           | ...           | 34                         | ...           | ...           | ...           | 33            | 3             |
| ROOMS                                       |               |               |               |               |               |               |               |                            |               |               |               |               |               |
| 1 ROOM . . . . .                            | 10            | 5             | 4             | 7             | 5             | 14            | ...           | 1                          | ...           | ...           | ...           | 4             | ...           |
| 2 ROOMS . . . . .                           | 19            | 15            | 34            | 21            | 48            | 46            | ...           | 11                         | 2             | ...           | ...           | 13            | 1             |
| 3 ROOMS . . . . .                           | 115           | 92            | 223           | 97            | 144           | 178           | 2             | 11                         | 8             | ...           | ...           | 66            | ...           |
| 4 ROOMS . . . . .                           | 396           | 286           | 598           | 416           | 693           | 424           | 33            | 15                         | 26            | 3             | 3             | 219           | 10            |
| 5 ROOMS . . . . .                           | 513           | 296           | 529           | 262           | 411           | 437           | 79            | 10                         | 27            | 6             | 3             | 147           | 55            |
| 6 ROOMS . . . . .                           | 232           | 120           | 203           | 89            | 130           | 186           | 31            | 4                          | 15            | 5             | 1             | 51            | 11            |
| 7 ROOMS . . . . .                           | 64            | 58            | 53            | 22            | 28            | 54            | 10            | ...                        | 6             | 1             | ...           | 31            | 9             |
| 8 ROOMS OR MORE . . . . .                   | 31            | 26            | 24            | 12            | 10            | 25            | 3             | ...                        | 1             | 3             | ...           | 6             | 3             |
| MEDIAN . . . . .                            | 4.8           | 4.7           | 4.5           | 4.3           | 4.3           | 4.5           | 5.1           | 3.7                        | 4.7           | ...           | ...           | 4.3           | 5.1           |
| UNITS IN STRUCTURE                          |               |               |               |               |               |               |               |                            |               |               |               |               |               |
| 1 . . . . .                                 | 1 247         | 878           | 1 437         | 867           | 1 380         | 1 249         | 151           | 52                         | 78            | 25            | 6             | 498           | 89            |
| 2 . . . . .                                 | 86            | 16            | 198           | 49            | 42            | 89            | 5             | ...                        | 5             | ...           | ...           | 35            | ...           |
| 3 AND 4 . . . . .                           | 47            | 4             | 28            | 10            | 41            | 26            | ...           | ...                        | ...           | ...           | ...           | ...           | ...           |
| 5 TO 9 . . . . .                            | ...           | ...           | 5             | ...           | 6             | ...           | ...           | ...                        | ...           | ...           | ...           | ...           | ...           |
| 10 OR MORE . . . . .                        | ...           | ...           | ...           | ...           | ...           | ...           | ...           | ...                        | ...           | ...           | ...           | ...           | ...           |
| YEAR STRUCTURE BUILT                        |               |               |               |               |               |               |               |                            |               |               |               |               |               |
| 1950 TO MARCH 1960 . . . . .                | 507           | 241           | 241           | 376           | 298           | 178           | 132           | 4                          | 37            | 15            | 5             | 307           | 62            |
| 1940 TO 1949 . . . . .                      | 204           | 96            | 350           | 221           | 489           | 145           | 16            | 28                         | 15            | ...           | 4             | 94            | ...           |
| 1939 OR EARLIER . . . . .                   | 669           | 561           | 1 077         | 329           | 682           | 1 041         | 8             | 20                         | 31            | 9             | ...           | 132           | 27            |
| BASEMENT                                    |               |               |               |               |               |               |               |                            |               |               |               |               |               |
| BASEMENT . . . . .                          | 601           | 214           | 833           | 208           | 700           | 632           | 36            | 9                          | 50            | 21            | ...           | 161           | 31            |
| CONCRETE SLAB . . . . .                     | 350           | 248           | 307           | 449           | 234           | 162           | 21            | 14                         | 14            | 4             | ...           | 91            | 31            |
| OTHER . . . . .                             | 429           | 436           | 528           | 269           | 535           | 570           | 99            | 29                         | 19            | ...           | 6             | 281           | 27            |
| HEATING EQUIPMENT                           |               |               |               |               |               |               |               |                            |               |               |               |               |               |
| STEAM OR HOT WATER . . . . .                | 40            | 5             | 25            | 8             | 4             | 20            | 8             | ...                        | ...           | 3             | ...           | 56            | 17            |
| WARM AIR FURNACE . . . . .                  | 873           | 314           | 957           | 472           | 885           | 688           | 140           | 4                          | 68            | 16            | 9             | 283           | 43            |
| BUILT-IN ROOM UNITS . . . . .               | 209           | 92            | 311           | 212           | 202           | 176           | 4             | 4                          | 8             | ...           | ...           | 84            | 22            |
| OTHER MEANS WITH FLUE . . . . .             | 254           | 487           | 366           | 234           | 365           | 459           | 4             | 40                         | ...           | 5             | ...           | 95            | 7             |
| OTHER MEANS WITHOUT FLUE . . . . .          | 4             | ...           | 9             | ...           | 4             | 17            | ...           | 4                          | 7             | ...           | ...           | 15            | ...           |
| NONE . . . . .                              | ...           | ...           | ...           | ...           | 9             | 4             | ...           | ...                        | ...           | ...           | ...           | ...           | ...           |
| ALL OCCUPIED UNITS . . . . .                | 1 336         | 846           | 1 594         | 893           | 1 402         | 1 282         | 156           | 43                         | 83            | 16            | 7             | 510           | 74            |
| PERSONS                                     |               |               |               |               |               |               |               |                            |               |               |               |               |               |
| 1 PERSON . . . . .                          | 125           | 90            | 163           | 73            | 121           | 158           | 4             | 6                          | 7             | 2             | ...           | 34            | 3             |
| 2 PERSONS . . . . .                         | 402           | 217           | 455           | 209           | 366           | 381           | 51            | 12                         | 28            | 8             | 3             | 153           | 16            |
| 3 PERSONS . . . . .                         | 268           | 131           | 316           | 187           | 310           | 237           | 32            | 2                          | 16            | 4             | ...           | 97            | 22            |
| 4 PERSONS . . . . .                         | 233           | 136           | 300           | 213           | 280           | 234           | 42            | 7                          | 18            | 1             | 3             | 101           | 13            |
| 5 PERSONS . . . . .                         | 190           | 91            | 191           | 130           | 187           | 124           | 15            | 5                          | 11            | ...           | 1             | 72            | 9             |
| 6 PERSONS OR MORE . . . . .                 | 118           | 181           | 169           | 81            | 138           | 148           | 12            | 11                         | 3             | 1             | ...           | 53            | 11            |
| MEDIAN . . . . .                            | ...           | ...           | ...           | ...           | ...           | ...           | ...           | ...                        | ...           | ...           | ...           | ...           | ...           |
| ALL OCCUPIED                                | 3.0           | 3.4           | 3.1           | 3.4           | 3.2           | 2.9           | 3.2           | ...                        | 2.9           | ...           | ...           | 3.2           | 3.3           |
| OWNER . . . . .                             | 3.0           | 2.8           | 2.9           | 3.3           | 3.2           | 2.9           | ...           | ...                        | ...           | ...           | ...           | 3.0           | ...           |
| RENTER . . . . .                            | 2.8           | 3.8           | 3.5           | 3.0           | 3.3           | 2.8           | ...           | ...                        | ...           | ...           | ...           | ...           | ...           |
| PERSONS PER ROOM                            |               |               |               |               |               |               |               |                            |               |               |               |               |               |
| 0.50 OR LESS . . . . .                      | 520           | 308           | 568           | 267           | 475           | 506           | 61            | 13                         | 34            | 13            | 3             | 160           | 25            |
| 0.51 TO 0.75 . . . . .                      | 323           | 139           | 364           | 214           | 320           | 259           | 41            | 5                          | 23            | 2             | 1             | 134           | 19            |
| 0.76 TO 1.00 . . . . .                      | 351           | 184           | 410           | 281           | 375           | 346           | 45            | 12                         | 21            | ...           | 3             | 144           | 22            |
| 1.01 OR MORE . . . . .                      | 142           | 215           | 252           | 131           | 232           | 171           | 9             | 13                         | 5             | 1             | ...           | 72            | 8             |

Table H-1.—OCCUPANCY AND STRUCTURAL CHARACTERISTICS OF HOUSING UNITS, BY CENSUS TRACTS: 1960—Con.

[Some data based on sample; see text. Median not shown where base is less than 50]

| SUBJECT                                    | NEW BEDFORD--CON.   |               |               |               |               |               |               |               |               |               |               |                     |
|--|---------------------|---------------|---------------|---------------|---------------|---------------|---------------|---------------|---------------|---------------|---------------|---------------------|
|  | TRACT<br>0018<br>CV | TRACT<br>0019 | TRACT<br>0020 | TRACT<br>0021 | TRACT<br>0022 | TRACT<br>0023 | TRACT<br>0024 | TRACT<br>0025 | TRACT<br>0026 | TRACT<br>0027 | TRACT<br>0028 | TRACT<br>0028<br>CV |
| ALL HOUSING UNITS. . . . .                 | ...                 | 1 423         | 1 287         | 1 164         | 1 144         | 1 155         | 1 111         | 1 437         | 1 387         | 1 597         | 1 174         | ...                 |
| TENURE, COLOR, AND VACANCY STATUS          |                     |               |               |               |               |               |               |               |               |               |               |                     |
| OWNER OCCUPIED. . . . .                    | ...                 | 273           | 433           | 632           | 843           | 429           | 372           | 273           | 242           | 352           | 753           | ...                 |
| WHITE. . . . .                             | ...                 | 244           | 424           | 627           | 839           | 429           | 370           | 273           | 233           | 352           | 753           | ...                 |
| NONWHITE. . . . .                          | ...                 | 29            | 9             | 5             | 4             | ...           | 2             | ...           | 9             | ...           | ...           | ...                 |
| RENTER OCCUPIED. . . . .                   | ...                 | 983           | 752           | 495           | 291           | 694           | 683           | 1 069         | 1 001         | 1 137         | 387           | ...                 |
| WHITE. . . . .                             | ...                 | 753           | 719           | 486           | 290           | 680           | 682           | 1 062         | 953           | 1 136         | 387           | ...                 |
| NONWHITE. . . . .                          | ...                 | 230           | 33            | 9             | 1             | 14            | 1             | 7             | 48            | 1             | ...           | ...                 |
| AVAILABLE VACANT. . . . .                  | ...                 | 90            | 81            | 27            | 9             | 24            | 26            | 100           | 88            | 88            | 12            | ...                 |
| FOR SALE ONLY. . . . .                     | ...                 | 4             | 4             | 12            | ...           | 1             | 2             | ...           | 1             | ...           | 8             | ...                 |
| FOR RENT. . . . .                          | ...                 | 86            | 77            | 15            | 9             | 23            | 24            | 76            | 99            | 88            | 4             | ...                 |
| OTHER VACANT. . . . .                      | ...                 | 77            | 21            | 10            | 1             | 8             | 30            | 19            | 44            | 20            | 22            | ...                 |
| CONDITION AND PLUMBING                     |                     |               |               |               |               |               |               |               |               |               |               |                     |
| SOUND. . . . .                             | ...                 | 791           | 1 075         | 1 120         | 1 139         | 1 134         | 925           | 1 348         | 1 010         | 1 330         | 1 145         | ...                 |
| WITH ALL PLUMBING FACILITIES. . . . .      | ...                 | 521           | 838           | 1 001         | 1 133         | 840           | 630           | 579           | 398           | 849           | 1 084         | ...                 |
| LACKING ONLY HOT WATER. . . . .            | ...                 | 124           | 100           | 98            | 3             | 223           | 238           | 527           | 353           | 437           | 55            | ...                 |
| LACKING OTHER PLUMBING FACILITIES. . . . . | ...                 | 146           | 137           | 21            | 3             | 71            | 57            | 242           | 259           | 44            | 6             | ...                 |
| DETERIORATING. . . . .                     | ...                 | 412           | 207           | 37            | 5             | 16            | 175           | 80            | 269           | 251           | 19            | ...                 |
| WITH ALL PLUMBING FACILITIES. . . . .      | ...                 | 112           | 110           | 23            | 5             | 5             | 75            | 28            | 72            | 116           | 13            | ...                 |
| LACKING ONLY HOT WATER. . . . .            | ...                 | 135           | 41            | 10            | ...           | 5             | 57            | 21            | 137           | 118           | 5             | ...                 |
| LACKING OTHER PLUMBING FACILITIES. . . . . | ...                 | 165           | 56            | 4             | ...           | 6             | 43            | 31            | 60            | 17            | 1             | ...                 |
| DILAPIDATED. . . . .                       | ...                 | 220           | 5             | 7             | ...           | 5             | 11            | 9             | 108           | 16            | 10            | ...                 |
| BATHROOMS                                  |                     |               |               |               |               |               |               |               |               |               |               |                     |
| 1. . . . .                                 | ...                 | 626           | 851           | 877           | 845           | 819           | 698           | 598           | 576           | 990           | 1 054         | ...                 |
| MORE THAN 1. . . . .                       | ...                 | 38            | 63            | 174           | 299           | 46            | 20            | ...           | ...           | 6             | 66            | ...                 |
| SHARED OR NONE. . . . .                    | ...                 | 759           | 373           | 113           | ...           | 290           | 393           | 839           | 811           | 601           | 54            | ...                 |
| ROOMS                                      |                     |               |               |               |               |               |               |               |               |               |               |                     |
| 1 ROOM. . . . .                            | ...                 | 35            | 89            | ...           | 2             | ...           | 6             | 45            | 33            | ...           | 2             | ...                 |
| 2 ROOMS. . . . .                           | ...                 | 36            | 65            | 2             | ...           | ...           | 12            | 4             | 15            | 12            | 2             | ...                 |
| 3 ROOMS. . . . .                           | ...                 | 128           | 120           | 36            | 7             | 28            | 26            | 70            | 100           | 79            | 21            | ...                 |
| 4 ROOMS. . . . .                           | ...                 | 430           | 187           | 170           | 76            | 286           | 160           | 368           | 441           | 401           | 159           | ...                 |
| 5 ROOMS. . . . .                           | ...                 | 432           | 286           | 278           | 247           | 475           | 476           | 520           | 436           | 508           | 359           | ...                 |
| 6 ROOMS. . . . .                           | ...                 | 206           | 283           | 272           | 312           | 226           | 328           | 292           | 229           | 444           | 433           | ...                 |
| 7 ROOMS. . . . .                           | ...                 | 76            | 114           | 156           | 261           | 93            | 63            | 105           | 98            | 111           | 148           | ...                 |
| 8 ROOMS OR MORE. . . . .                   | ...                 | 80            | 143           | 250           | 239           | 47            | 40            | 33            | 35            | 42            | 50            | ...                 |
| MEDIAN. . . . .                            | ...                 | 4.7           | 5.1           | 5.9           | 6.3           | 5.1           | 5.2           | 4.9           | 4.7           | 5.1           | 5.6           | ...                 |
| UNITS IN STRUCTURE                         |                     |               |               |               |               |               |               |               |               |               |               |                     |
| 1. . . . .                                 | ...                 | 222           | 343           | 532           | 884           | 264           | 182           | 79            | 100           | 92            | 767           | ...                 |
| 2. . . . .                                 | ...                 | 472           | 430           | 299           | 178           | 291           | 234           | 100           | 191           | 299           | 270           | ...                 |
| 3 AND 4. . . . .                           | ...                 | 470           | 392           | 313           | 82            | 483           | 616           | 1 014         | 916           | 787           | 119           | ...                 |
| 5 TO 9. . . . .                            | ...                 | 161           | 88            | 20            | ...           | 117           | 79            | 209           | 157           | 400           | 18            | ...                 |
| 10 OR MORE. . . . .                        | ...                 | 98            | 34            | ...           | ...           | ...           | ...           | 35            | 23            | 19            | ...           | ...                 |
| YEAR STRUCTURE BUILT                       |                     |               |               |               |               |               |               |               |               |               |               |                     |
| 1950 TO MARCH 1960. . . . .                | ...                 | ...           | 5             | 23            | 181           | 127           | 52            | 6             | 4             | 10            | 296           | ...                 |
| 1940 TO 1949. . . . .                      | ...                 | 211           | ...           | 24            | 36            | 48            | 13            | ...           | 4             | 4             | 62            | ...                 |
| 1939 OR EARLIER. . . . .                   | ...                 | 1 212         | 1 282         | 1 117         | 927           | 980           | 1 046         | 1 431         | 1 379         | 1 583         | 816           | ...                 |
| BASEMENT                                   |                     |               |               |               |               |               |               |               |               |               |               |                     |
| BASEMENT. . . . .                          | ...                 | 1 224         | 1 282         | 1 154         | 1 144         | 1 134         | 1 098         | 1 427         | 1 357         | 1 593         | 1 128         | ...                 |
| CONCRETE SLAB. . . . .                     | ...                 | 105           | ...           | 10            | ...           | 10            | 13            | 5             | 20            | 4             | 41            | ...                 |
| OTHER. . . . .                             | ...                 | 94            | 5             | ...           | ...           | 11            | ...           | 5             | 10            | ...           | 5             | ...                 |
| HEATING EQUIPMENT                          |                     |               |               |               |               |               |               |               |               |               |               |                     |
| STEAM OR HOT WATER. . . . .                | ...                 | 385           | 588           | 601           | 825           | 437           | 241           | 186           | 116           | 197           | 587           | ...                 |
| WARM AIR FURNACE. . . . .                  | ...                 | 110           | 127           | 230           | 182           | 78            | 48            | 17            | 26            | 37            | 187           | ...                 |
| BUILT-IN ROOM UNITS. . . . .               | ...                 | 4             | 17            | 15            | 16            | 4             | 12            | 14            | 13            | 4             | 24            | ...                 |
| OTHER MEANS WITH FLUE. . . . .             | ...                 | 872           | 531           | 313           | 118           | 636           | 791           | 1 194         | 1 115         | 1 355         | 352           | ...                 |
| OTHER MEANS WITHOUT FLUE. . . . .          | ...                 | 16            | 8             | 5             | ...           | ...           | 11            | 15            | 70            | 4             | 20            | ...                 |
| NONE. . . . .                              | ...                 | 36            | 16            | ...           | 3             | ...           | 8             | 11            | 47            | ...           | 4             | ...                 |
| ALL OCCUPIED UNITS. . . . .                |                     |               |               |               |               |               |               |               |               |               |               |                     |
| PERSONS                                    |                     |               |               |               |               |               |               |               |               |               |               |                     |
| 1 PERSON. . . . .                          | ...                 | 330           | 276           | 205           | 134           | 126           | 143           | 257           | 318           | 310           | 77            | ...                 |
| 2 PERSONS. . . . .                         | ...                 | 304           | 362           | 385           | 360           | 324           | 319           | 390           | 348           | 481           | 397           | ...                 |
| 3 PERSONS. . . . .                         | ...                 | 189           | 207           | 220           | 242           | 292           | 276           | 315           | 215           | 298           | 256           | ...                 |
| 4 PERSONS. . . . .                         | ...                 | 170           | 159           | 149           | 236           | 200           | 182           | 195           | 164           | 221           | 226           | ...                 |
| 5 PERSONS. . . . .                         | ...                 | 95            | 99            | 90            | 107           | 107           | 72            | 109           | 96            | 104           | 117           | ...                 |
| 6 PERSONS OR MORE. . . . .                 | ...                 | 168           | 82            | 78            | 55            | 74            | 63            | 76            | 102           | 75            | 67            | ...                 |
| MEDIAN. . . . .                            | ...                 | 2.5           | 2.4           | 2.4           | 2.8           | 2.9           | 2.7           | 2.6           | 2.4           | 2.4           | 2.9           | ...                 |
| ALL OCCUPIED. . . . .                      | ...                 | 2.5           | 2.5           | 2.4           | 2.9           | 2.5           | 3.1           | 2.6           | 2.4           | 2.4           | 3.2           | ...                 |
| OWNER. . . . .                             | ...                 | 2.5           | 2.2           | 2.2           | 2.7           | 3.0           | 2.5           | 2.7           | 2.6           | 2.3           | 2.5           | ...                 |
| RENTER. . . . .                            | ...                 | 2.5           | 2.2           | 2.2           | 2.7           | 3.0           | 2.5           | 2.7           | 2.6           | 2.3           | 2.5           | ...                 |
| PERSONS PER ROOM                           |                     |               |               |               |               |               |               |               |               |               |               |                     |
| 0.50 OR LESS. . . . .                      | ...                 | 634           | 657           | 757           | 712           | 542           | 573           | 704           | 682           | 906           | 603           | ...                 |
| 0.51 TO 0.75. . . . .                      | ...                 | 227           | 250           | 228           | 291           | 296           | 271           | 317           | 244           | 320           | 296           | ...                 |
| 0.76 TO 1.00. . . . .                      | ...                 | 241           | 230           | 126           | 117           | 213           | 177           | 266           | 219           | 220           | 212           | ...                 |
| 1.01 OR MORE. . . . .                      | ...                 | 154           | 48            | 16            | 14            | 72            | 34            | 55            | 98            | 43            | 29            | ...                 |



Table H-2.—YEAR MOVED INTO UNIT, AUTOMOBILES AVAILABLE, AND VALUE OR RENT OF OCCUPIED HOUSING UNITS, BY CENSUS TRACTS: 1960—Con.

[Some data based on sample; median not shown where base is insufficient; see text. Plus (+) or minus (-) after number indicates median above or below that number]

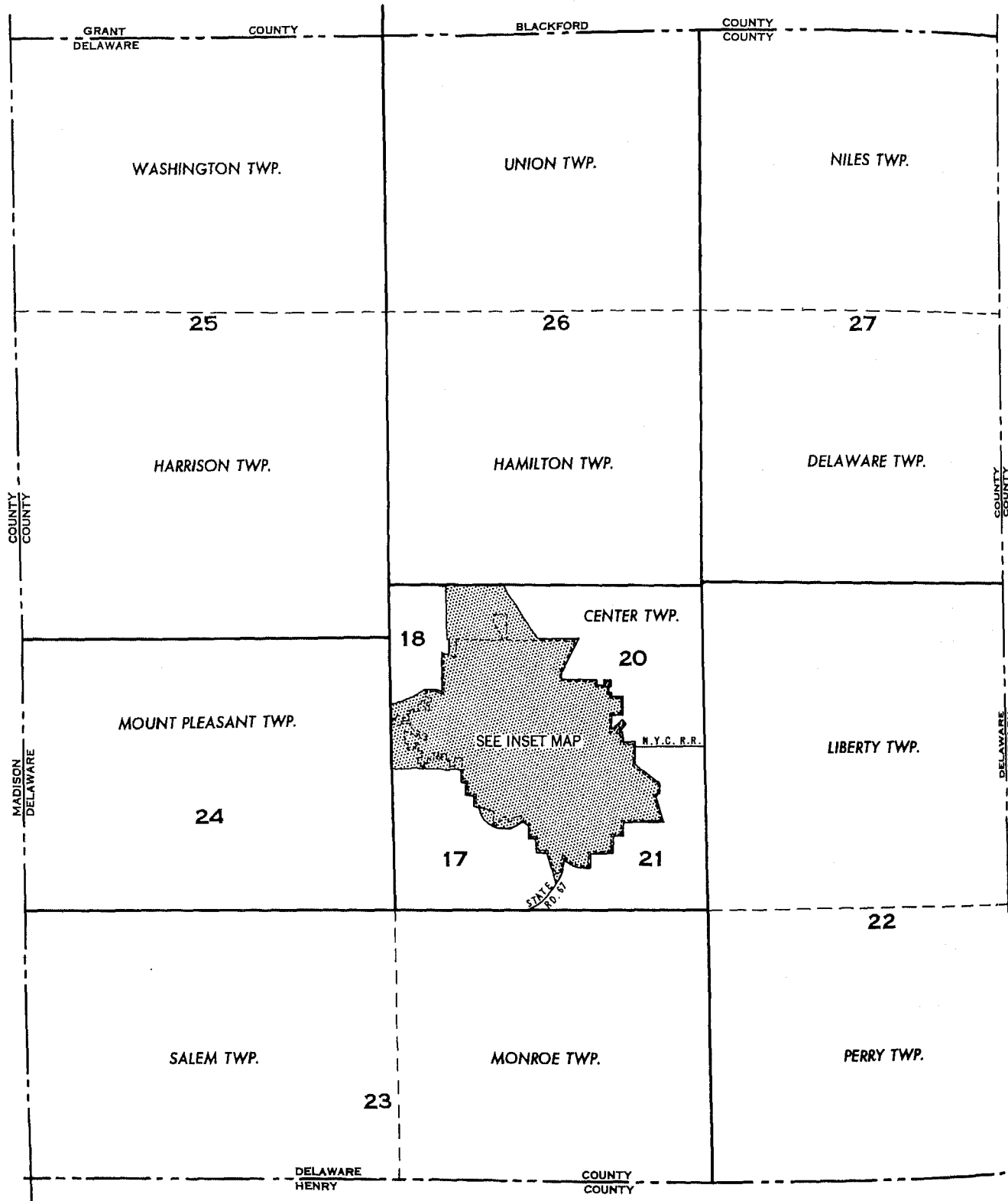
| SUBJECT                        | NEW BEDFORD--CON.   |               |               |               |               |               |               |               |               |               |               |                     |
|--------------------------------|---------------------|---------------|---------------|---------------|---------------|---------------|---------------|---------------|---------------|---------------|---------------|---------------------|
|                                | TRACT<br>0018<br>CV | TRACT<br>0019 | TRACT<br>0020 | TRACT<br>0021 | TRACT<br>0022 | TRACT<br>0023 | TRACT<br>0024 | TRACT<br>0025 | TRACT<br>0026 | TRACT<br>0027 | TRACT<br>0028 | TRACT<br>0028<br>CV |
| ALL OCCUPIED UNITS . . . . .   | ...                 | 1 256         | 1 185         | 1 127         | 1 134         | 1 123         | 1 055         | 1 342         | 1 243         | 1 489         | 1 140         | ...                 |
| YEAR MOVED INTO UNIT           |                     |               |               |               |               |               |               |               |               |               |               |                     |
| 1958 TO MARCH 1960 . . . . .   | ...                 | 310           | 363           | 233           | 214           | 239           | 218           | 430           | 319           | 318           | 226           | ...                 |
| 1954 TO 1957 . . . . .         | ...                 | 374           | 208           | 240           | 297           | 241           | 257           | 298           | 292           | 305           | 305           | ...                 |
| 1940 TO 1953 . . . . .         | ...                 | 367           | 393           | 358           | 375           | 388           | 347           | 324           | 320           | 507           | 411           | ...                 |
| 1939 OR EARLIER . . . . .      | ...                 | 205           | 221           | 296           | 248           | 255           | 233           | 290           | 312           | 359           | 198           | ...                 |
| AUTOMOBILES AVAILABLE          |                     |               |               |               |               |               |               |               |               |               |               |                     |
| 1. . . . .                     | ...                 | 416           | 584           | 679           | 739           | 644           | 567           | 678           | 499           | 893           | 794           | ...                 |
| 2. . . . .                     | ...                 | 44            | 95            | 145           | 223           | 102           | 109           | 84            | 47            | 43            | 130           | ...                 |
| 3 OR MORE . . . . .            | ...                 | 8             | 10            | 31            | 10            | 10            | ...           | 20            | ...           | 5             | 25            | ...                 |
| NONE . . . . .                 | ...                 | 788           | 498           | 272           | 162           | 367           | 379           | 560           | 697           | 548           | 191           | ...                 |
| VALUE                          |                     |               |               |               |               |               |               |               |               |               |               |                     |
| OWNER OCCUPIED . . . . .       | ...                 | 96            | 191           | 422           | 790           | 242           | 118           | 58            | 71            | 129           | 514           | ...                 |
| LESS THAN \$5,000 . . . . .    | ...                 | 52            | 11            | 16            | 8             | 19            | 11            | 9             | 18            | 2             | 12            | ...                 |
| \$5,000 TO \$9,900 . . . . .   | ...                 | 38            | 112           | 128           | 85            | 124           | 71            | 44            | 47            | 93            | 105           | ...                 |
| \$10,000 TO \$14,900 . . . . . | ...                 | 6             | 50            | 134           | 309           | 77            | 33            | 5             | 5             | 30            | 306           | ...                 |
| \$15,000 TO \$19,900 . . . . . | ...                 | ...           | 13            | 50            | 227           | 18            | 3             | ...           | ...           | 2             | 72            | ...                 |
| \$20,000 TO \$24,900 . . . . . | ...                 | ...           | 4             | 40            | 84            | 4             | ...           | ...           | ...           | 2             | 15            | ...                 |
| \$25,000 OR MORE . . . . .     | ...                 | ...           | 1             | 54            | 77            | ...           | ...           | ...           | ...           | 1             | 4             | ...                 |
| MEDIAN . . . . . DOLLARS       | ...                 | 5 000-        | 8 800         | 12 500        | 14 900        | 9 100         | 8 400         | 7 300         | 6 900         | 8 400         | 12 300        | ...                 |
| GROSS RENT                     |                     |               |               |               |               |               |               |               |               |               |               |                     |
| RENTER OCCUPIED . . . . .      | ...                 | 983           | 752           | 495           | 291           | 694           | 683           | 1 069         | 1 001         | 1 137         | 387           | ...                 |
| LESS THAN \$20 . . . . .       | ...                 | 12            | ...           | ...           | ...           | ...           | ...           | ...           | 12            | ...           | ...           | ...                 |
| \$20 TO \$39 . . . . .         | ...                 | 335           | 67            | 47            | ...           | 59            | 20            | 164           | 195           | 123           | 4             | ...                 |
| \$40 TO \$59 . . . . .         | ...                 | 336           | 239           | 99            | 61            | 327           | 299           | 475           | 522           | 622           | 117           | ...                 |
| \$60 TO \$79 . . . . .         | ...                 | 229           | 292           | 188           | 88            | 256           | 302           | 340           | 204           | 288           | 156           | ...                 |
| \$80 TO \$99 . . . . .         | ...                 | 47            | 122           | 89            | 61            | 40            | 42            | 66            | 56            | 78            | 81            | ...                 |
| \$100 TO \$149 . . . . .       | ...                 | 16            | 24            | 64            | 74            | 4             | 8             | 20            | 8             | 22            | 14            | ...                 |
| \$150 OR MORE . . . . .        | ...                 | ...           | 4             | 4             | 3             | ...           | ...           | ...           | ...           | ...           | ...           | ...                 |
| NO CASH RENT . . . . .         | ...                 | 8             | 4             | 4             | 4             | 8             | 12            | 4             | 4             | 4             | 15            | ...                 |
| MEDIAN . . . . . DOLLARS       | ...                 | 48            | 64            | 70            | 79            | 58            | 61            | 56            | 51            | 54            | 67            | ...                 |
| CONTRACT RENT                  |                     |               |               |               |               |               |               |               |               |               |               |                     |
| RENTER OCCUPIED . . . . .      | ...                 | 975           | 748           | 491           | 287           | 686           | 671           | 1 065         | 997           | 1 133         | 372           | ...                 |
| MEDIAN . . . . . DOLLARS       | ...                 | 30            | 42            | 41            | 54            | 36            | 35            | 31            | 29            | 33            | 43            | ...                 |

Table H-3.—CHARACTERISTICS OF HOUSING UNITS WITH NONWHITE HOUSEHOLD HEADS, FOR CENSUS TRACTS WITH 100 OR MORE SUCH UNITS: 1960

[Asterisk (\*) denotes items restricted to tracts containing 400 or more such housing units. Median not shown where base is insufficient; see text. Minus (-) after number indicates median below that number]

| SUBJECT                                  | DELAWARE COUNTY |        |         | MUNCIE     |            |
|--|-----------------|--------|---------|------------|------------|
|  | TOTAL           | MUNCIE | BALANCE | TRACT 0003 | TRACT 0012 |
| ALL OCCUPIED UNITS . . . . .             | 1 619           | 1 597  | 22      | 822        | 613        |
| TENURE                                   |                 |        |         |            |            |
| OWNER OCCUPIED . . . . .                 | 917             | 901    | ...     | 446        | 374        |
| RENTER OCCUPIED . . . . .                | 702             | 696    | ...     | 376        | 239        |
| CONDITION AND PLUMBING                   |                 |        |         |            |            |
| FOUND . . . . .                          | 1 295           | 1 281  | ...     | 722        | 481        |
| WITH ALL PLUMBING FACILITIES . . . . .   | 1 148           | 1 137  | ...     | 650        | 414        |
| LACKING SOME OR ALL FACILITIES . . . . . | 147             | 144    | ...     | 72         | 67         |
| DETERIORATING . . . . .                  | 246             | 241    | ...     | 78         | 117        |
| WITH ALL PLUMBING FACILITIES . . . . .   | 136             | 133    | ...     | 47         | 55         |
| LACKING SOME OR ALL FACILITIES . . . . . | 110             | 108    | ...     | 31         | 62         |
| DILAPIDATED . . . . .                    | 78              | 75     | ...     | 22         | 15         |
| ROOMS                                    |                 |        |         |            |            |
| 1 ROOM . . . . .                         | 13              | 12     | ...     | 4          | 2          |
| 2 ROOMS . . . . .                        | 43              | 43     | ...     | 24         | 11         |
| 3 ROOMS . . . . .                        | 227             | 224    | ...     | 132        | 69         |
| 4 ROOMS . . . . .                        | 359             | 353    | ...     | 170        | 150        |
| 5 ROOMS . . . . .                        | 548             | 538    | ...     | 263        | 230        |
| 6 ROOMS . . . . .                        | 263             | 261    | ...     | 144        | 88         |
| 7 ROOMS . . . . .                        | 102             | 102    | ...     | 47         | 46         |
| 8 ROOMS OR MORE . . . . .                | 64              | 64     | ...     | 38         | 17         |
| MEDIAN . . . . .                         | 4.8             | 4.8    | ...     | 4.8        | 4.8        |
| PERSONS                                  |                 |        |         |            |            |
| 1 PERSON . . . . .                       | 230             | 227    | ...     | 122        | 71         |
| 2 PERSONS . . . . .                      | 448             | 439    | ...     | 237        | 159        |
| 3 PERSONS . . . . .                      | 260             | 258    | ...     | 150        | 90         |
| 4 PERSONS . . . . .                      | 220             | 216    | ...     | 100        | 94         |
| 5 PERSONS . . . . .                      | 169             | 167    | ...     | 82         | 68         |
| 6 PERSONS OR MORE . . . . .              | 292             | 290    | ...     | 131        | 131        |
| MEDIAN . . . . .                         | 3.0             | 3.0    | ...     | 2.8        | 3.4        |
| PERSONS PER ROOM                         |                 |        |         |            |            |
| 0.50 OR LESS . . . . .                   | 661             | 651    | ...     | 351        | 231        |
| 0.51 TO 0.75 . . . . .                   | 286             | 284    | ...     | 165        | 95         |
| 0.76 TO 1.00 . . . . .                   | 365             | 357    | ...     | 178        | 138        |
| 1.01 OR MORE . . . . .                   | 307             | 305    | ...     | 128        | 149        |
| *YEAR MOVED INTO UNIT                    |                 |        |         |            |            |
| 1958 TO MARCH 1960 . . . . .             | 428             | 425    | ...     | 214        | 158        |
| 1954 TO 1957 . . . . .                   | 443             | 439    | ...     | 228        | 158        |
| 1953 OR EARLIER . . . . .                | 751             | 735    | ...     | 380        | 297        |
| *UNITS IN STRUCTURE                      |                 |        |         |            |            |
| 1 . . . . .                              | 1 359           | 1 334  | ...     | 599        | 607        |
| 2 . . . . .                              | 112             | 112    | ...     | 72         | 6          |
| 3 AND 4 . . . . .                        | 41              | 41     | ...     | 36         | ...        |
| 5 OR MORE . . . . .                      | 120             | 120    | ...     | 115        | ...        |
| *YEAR STRUCTURE BUILT                    |                 |        |         |            |            |
| 1950 TO MARCH 1960 . . . . .             | 159             | 151    | ...     | 12         | 139        |
| 1940 TO 1949 . . . . .                   | 176             | 168    | ...     | 130        | 38         |
| 1939 OR EARLIER . . . . .                | 1 287           | 1 280  | ...     | 680        | 436        |
| *VALUE                                   |                 |        |         |            |            |
| OWNER OCCUPIED . . . . .                 | 895             | 875    | ...     | 438        | 362        |
| LESS THAN \$5,000 . . . . .              | 351             | 347    | ...     | 174        | 125        |
| \$5,000 TO \$9,900 . . . . .             | 505             | 493    | ...     | 234        | 232        |
| \$10,000 TO \$14,900 . . . . .           | 35              | 35     | ...     | 30         | 5          |
| \$15,000 TO \$19,900 . . . . .           | ...             | ...    | ...     | ...        | ...        |
| \$20,000 TO \$24,900 . . . . .           | 4               | ...    | ...     | ...        | ...        |
| \$25,000 OR MORE . . . . .               | ...             | ...    | ...     | ...        | ...        |
| MEDIAN . . . . . DOLLARS . . . . .       | 5 700           | 5 700  | ...     | 5 700      | 5 800      |
| *GROSS RENT                              |                 |        |         |            |            |
| RENTER OCCUPIED . . . . .                | 695             | 695    | ...     | 376        | 239        |
| LESS THAN \$20 . . . . .                 | 8               | 8      | ...     | ...        | 8          |
| \$20 TO \$39 . . . . .                   | 154             | 154    | ...     | 79         | 59         |
| \$40 TO \$59 . . . . .                   | 254             | 254    | ...     | 147        | 83         |
| \$60 TO \$79 . . . . .                   | 198             | 198    | ...     | 106        | 72         |
| \$80 TO \$99 . . . . .                   | 41              | 41     | ...     | 26         | 7          |
| \$100 OR MORE . . . . .                  | 5               | 5      | ...     | 5          | ...        |
| NO CASH RENT . . . . .                   | 35              | 35     | ...     | 13         | 10         |
| MEDIAN . . . . . DOLLARS . . . . .       | 53              | 53     | ...     | 54         | 50         |

# CENSUS TRACTS IN THE MUNCIE SMSA



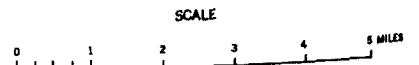
### BOUNDARY SYMBOLS

**Census Tract Boundaries:**

- County Line
- Minor Civil Division Line
- Other Tract Lines

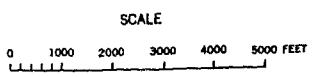
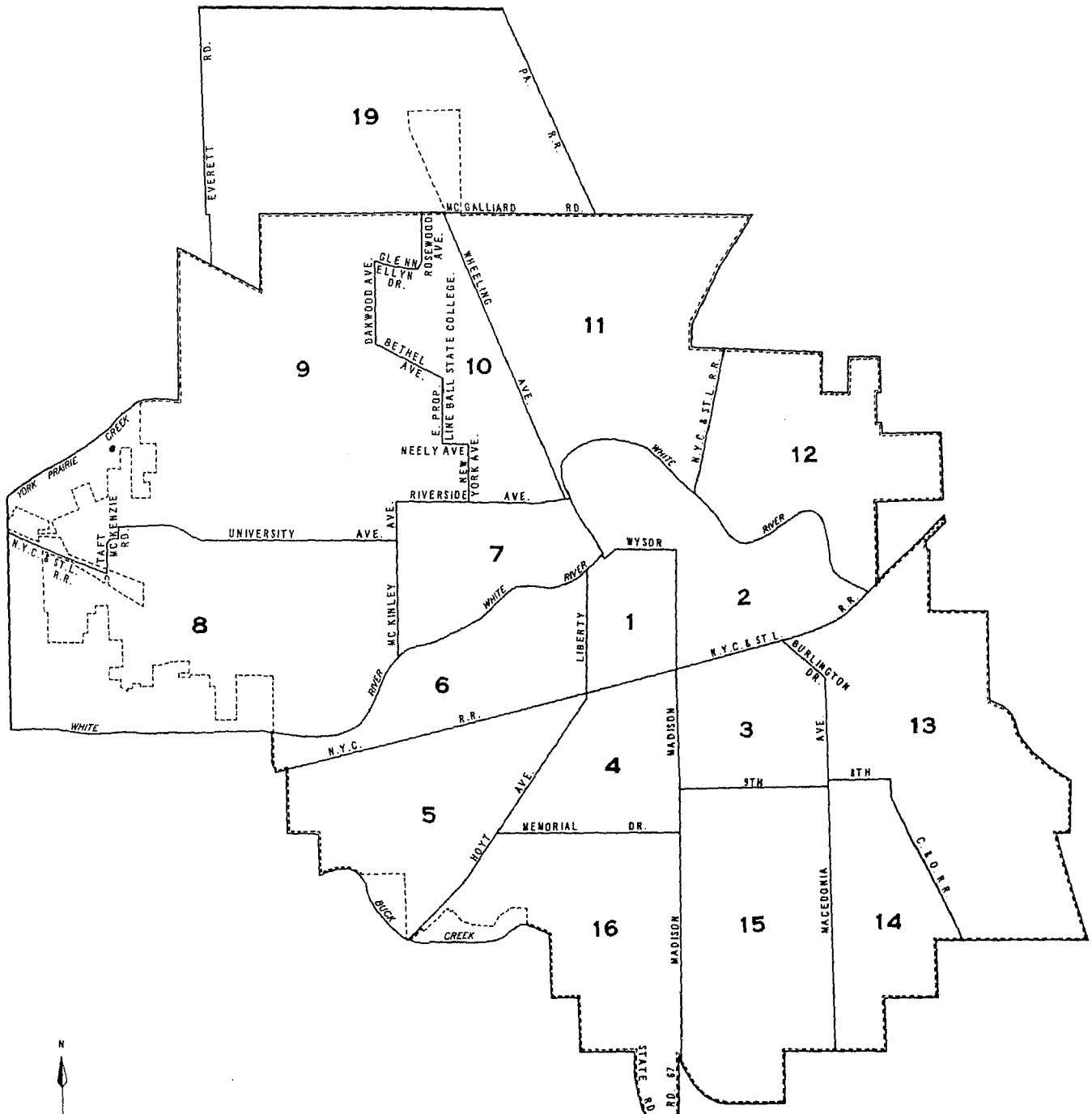
**Boundaries Which Are Not Tract Lines:**

- Corporate Limit Line
- Minor Civil Division Line





CENSUS TRACTS IN THE MUNCIE SMSA  
 INSET MAP - MUNCIE CITY AND ADJACENT AREA



U.S. CENSUSES OF POPULATION  
AND HOUSING : 1960  
Final Report PHC(1)-98

## CENSUS TRACTS

# Muskegon-Muskegon Heights, Mich.

*Standard Metropolitan Statistical Area*

*Prepared under the supervision of*  
HOWARD G. BRUNSMAN, Chief  
Population Division, and  
WAYNE F. DAUGHERTY, Chief  
Housing Division



U.S. DEPARTMENT OF COMMERCE  
Luther H. Hodges, Secretary

BUREAU OF THE CENSUS

Richard M. Scammon, *Director (From May 1, 1961)*  
Robert W. Burgess, *Director (To March 3, 1961)*





# U.S. DEPARTMENT OF COMMERCE BUREAU OF THE CENSUS

RICHARD M. SCAMMON, *Director*

A. ROSS ECKLER, *Deputy Director*  
HOWARD C. GRIEVES, *Assistant Director*  
CONRAD TAUBER, *Assistant Director*  
MORRIS H. HANSEN, *Assistant Director for Research and Development*  
CHARLES B. LAWRENCE, JR., *Assistant Director for Operations*  
WALTER L. KEHRES, *Assistant Director for Administration*  
CALVERT L. DEDRICK, *Chief, International Statistical Programs Office*  
A. W. VON STRUVE, *Public Information Officer*

**Population Division—**

HOWARD G. BRUNSMAN, *Chief*  
HENRY S. SHRYOCK, JR., *Assistant Chief*  
DAVID L. KAPLAN, *Decennial Census Planner*  
SIGMUND SCHOR, *Systems Coordinator*

**Housing Division—**

WAYNE F. DAUGHERTY, *Chief*  
DANIEL B. RATHBUN, *Assistant Chief*  
BEULAH WASHBAUGH, *Special Assistant*  
MILTON D. LIEBERMAN, *Chief, Coordination and Research*

**Decennial Operations Division—** MORTON A. MEYER, *Chief*

**Field Division—** JEFFERSON D. MCPIKE, *Chief*

**Geography Division—** WILLIAM T. FAY, *Chief*

**Statistical Methods Division—** JOSEPH STEINBERG, *Chief*

Library of Congress Card Number: A61-9354

The figures in this report supersede the figures for corresponding items shown in table PH-1 which was distributed in unpublished form during the first half of 1961.

## SUGGESTED CITATION

U.S. Bureau of the Census. *U.S. Censuses of Population and Housing: 1960. Census Tracts.*  
Final Report PHC(1)-98,  
U.S. Government Printing Office, Washington, D.C., 1962.

For sale by the Superintendent of Documents, U.S. Government Printing Office, Washington 25, D.C.  
or any of the Field Offices of the Department of Commerce - Price 35 cents.









Table P-2.--AGE, COLOR, AND MARITAL STATUS OF THE POPULATION, BY SEX, BY CENSUS TRACTS: 1960--Con.

[Median not shown where base is less than 50]

Table with columns for SUBJECT, TRACT MU-0003, TRACT MU-0004, TRACT MU-0005, TRACT MU-0006, TRACT MU-0007, TRACT MU-0008, TRACT MU-0009 CV. Rows include AGE, WHITE, NONWHITE, and MARITAL STATUS categories with male and female counts for each tract.



Table P-2.—AGE, COLOR, AND MARITAL STATUS OF THE POPULATION, BY SEX, BY CENSUS TRACTS: 1960—Con. [Median not shown where base is less than 50]

Table with columns for SUBJECT, MUSKOGON--CON., and MUSKOGON HEIGHTS. Rows include AGE (TOTAL, UNDER 5 YEARS, 5 TO 9 YEARS, etc.), WHITE (UNDER 5 YEARS, 5 TO 9 YEARS, etc.), NONWHITE (UNDER 5 YEARS, 5 TO 9 YEARS, etc.), and MARITAL STATUS (TOTAL, 14 YEARS AND OVER, SINGLE, MARRIED, etc.). Columns show population counts by sex (MALE, FEMALE) for various census tracts.









Table P-3.—LABOR FORCE CHARACTERISTICS OF THE POPULATION, BY CENSUS TRACTS: 1960—Con.

[Based on 25-percent sample. Percent not shown where base is less than 200]

Table with columns: SUBJECT, TRACT MC-0016, TRACT MC-0017, TRACT MC-0018, TRACT MC-0019, TRACT MC-0020, TRACT MC-0021, TRACT MC-0023, TRACT MC-0024, TRACT MC-0025, TRACT MC-0026, TRACT NM-0015, TRACT RP-0022. Rows include Employment Status by Gender and Age, Occupation, Industry, and Means of Transport.

Table P-4.—CHARACTERISTICS OF THE NONWHITE POPULATION, FOR CENSUS TRACTS WITH 400 OR MORE SUCH PERSONS: 1960

[Asterisk (\*) denotes statistics based on 25-percent sample. Population per household not shown where less than 50 persons in households. Median and percent not shown where base is less than 200]

Table with 14 columns: SUBJECT, MUSKEGON COUNTY (TOTAL, MUSKEGON, MUSKEGON HEIGHTS, BALANCE (TRACTED), BALANCE (UNTRACTED)), MUSKEGON (TRACT MU-0002, TRACT MU-0003, TRACT MU-0006), MUSKEGON HEIGHTS (TRACT MH-0011, TRACT MH-0012, TRACT MH-0013, TRACT MH-0014), and TRACTED BALANCE OF MUSKEGON CO. (TRACT MC-0018).

Table H-1.—OCCUPANCY AND STRUCTURAL CHARACTERISTICS OF HOUSING UNITS, BY CENSUS TRACTS: 1960

[Some data based on sample; see text. Median not shown where base is less than 50]

| SUBJECT                                     | MUSKEGON COUNTY |          |                  |                   |                     | MUSKEGON      |               |               |               |               |
|---|-----------------|----------|------------------|-------------------|---------------------|---------------|---------------|---------------|---------------|---------------|
|   | TOTAL           | MUSKEGON | MUSKEGON HEIGHTS | BALANCE (TRACTED) | BALANCE (UNTRACTED) | TRACT MU-0001 | TRACT MU-0002 | TRACT MU-0003 | TRACT MU-0004 | TRACT MU-0005 |
| ALL HOUSING UNITS . . . . .                 | 46 447          | 15 598   | 5 725            | 13 171            | 11 953              | 719           | 1 129         | 1 912         | 2 179         | 2 699         |
| TENURE, COLOR, AND VACANCY STATUS           |                 |          |                  |                   |                     |               |               |               |               |               |
| OWNER OCCUPIED . . . . .                    | 33 542          | 9 943    | 3 999            | 11 015            | 8 585               | 537           | 607           | 1 212         | 1 921         | 1 680         |
| WHITE . . . . .                             | 31 859          | 9 565    | 2 932            | 10 900            | 8 462               | 535           | 435           | 1 113         | 1 920         | 1 674         |
| NONWHITE . . . . .                          | 1 683           | 378      | 1 067            | 115               | 123                 | 2             | 172           | 99            | 1             | 6             |
| RENTER OCCUPIED . . . . .                   | 8 884           | 4 796    | 1 522            | 1 313             | 1 253               | 128           | 453           | 600           | 216           | 876           |
| WHITE . . . . .                             | 7 577           | 4 193    | 933              | 1 247             | 1 204               | 126           | 232           | 426           | 215           | 874           |
| NONWHITE . . . . .                          | 1 307           | 603      | 589              | 66                | 49                  | 2             | 221           | 174           | 1             | 2             |
| AVAILABLE VACANT . . . . .                  | 1 358           | 556      | 135              | 315               | 352                 | 32            | 37            | 59            | 24            | 106           |
| FOR SALE ONLY . . . . .                     | 532             | 130      | 45               | 188               | 169                 | 20            | 9             | 9             | 18            | 26            |
| FOR RENT . . . . .                          | 826             | 426      | 90               | 127               | 183                 | 12            | 28            | 50            | 6             | 80            |
| OTHER VACANT . . . . .                      | 2 663           | 303      | 69               | 528               | 1 763               | 22            | 32            | 41            | 18            | 37            |
| CONDITION AND PLUMBING                      |                 |          |                  |                   |                     |               |               |               |               |               |
| SOUND . . . . .                             | 38 292          | 12 318   | 4 932            | 11 501            | 9 541               | 488           | 684           | 1 399         | 1 559         | 2 430         |
| WITH ALL PLUMBING FACILITIES . . . . .      | 35 544          | 11 521   | 4 681            | 11 122            | 8 220               | 472           | 636           | 1 294         | 1 553         | 2 335         |
| LACKING ONLY HOT WATER . . . . .            | 456             | 51       | 47               | 87                | 271                 | 1             | 10            | 19            | 1             | 6             |
| LACKING OTHER PLUMBING FACILITIES . . . . . | 2 292           | 746      | 204              | 292               | 1 050               | 15            | 38            | 86            | 5             | 89            |
| DETERIORATING . . . . .                     | 6 331           | 2 591    | 704              | 1 247             | 1 789               | 189           | 361           | 381           | 386           | 247           |
| WITH ALL PLUMBING FACILITIES . . . . .      | 4 785           | 2 224    | 529              | 969               | 1 063               | 166           | 301           | 320           | 371           | 210           |
| LACKING ONLY HOT WATER . . . . .            | 255             | 50       | 32               | 55                | 118                 | 6             | 11            | 13            | 4             | 2             |
| LACKING OTHER PLUMBING FACILITIES . . . . . | 1 291           | 317      | 143              | 223               | 608                 | 17            | 49            | 48            | 11            | 35            |
| DILAPIDATED . . . . .                       | 1 824           | 689      | 89               | 423               | 623                 | 42            | 84            | 132           | 234           | 22            |
| BATHROOMS                                   |                 |          |                  |                   |                     |               |               |               |               |               |
| 1 . . . . .                                 | 36 130          | 12 458   | 4 799            | 10 321            | 8 552               | 605           | 900           | 1 560         | 1 920         | 2 276         |
| MORE THAN 1 . . . . .                       | 5 344           | 1 881    | 547              | 1 928             | 988                 | 43            | 84            | 163           | 229           | 322           |
| SHARED OR NONE . . . . .                    | 4 956           | 1 259    | 379              | 905               | 2 413               | 71            | 145           | 189           | 30            | 101           |
| ROOMS                                       |                 |          |                  |                   |                     |               |               |               |               |               |
| 1 ROOM . . . . .                            | 811             | 404      | 64               | 125               | 218                 | 4             | 5             | 14            | 2             | 11            |
| 2 ROOMS . . . . .                           | 1 201           | 577      | 139              | 196               | 289                 | 3             | 73            | 68            | 6             | 91            |
| 3 ROOMS . . . . .                           | 3 927           | 1 717    | 561              | 756               | 2 893               | 77            | 122           | 177           | 82            | 362           |
| 4 ROOMS . . . . .                           | 10 561          | 3 073    | 1 423            | 3 177             | 2 888               | 217           | 242           | 356           | 534           | 535           |
| 5 ROOMS . . . . .                           | 13 598          | 4 239    | 1 734            | 4 545             | 3 080               | 216           | 289           | 515           | 879           | 706           |
| 6 ROOMS . . . . .                           | 9 034           | 2 872    | 1 043            | 2 791             | 2 222               | 134           | 201           | 376           | 443           | 466           |
| 7 ROOMS . . . . .                           | 4 265           | 1 523    | 504              | 1 016             | 1 222               | 43            | 112           | 244           | 163           | 306           |
| 8 ROOMS OR MORE . . . . .                   | 3 050           | 1 193    | 257              | 565               | 1 035               | 25            | 85            | 162           | 70            | 222           |
| MEDIAN . . . . .                            | 5.0             | 5.0      | 4.9              | 5.0               | 5.0                 | 4.8           | 4.9           | 5.2           | 5.0           | 5.0           |
| UNITS IN STRUCTURE                          |                 |          |                  |                   |                     |               |               |               |               |               |
| 1 . . . . .                                 | 40 731          | 11 621   | 4 869            | 12 597            | 11 644              | 712           | 1 023         | 1 513         | 2 105         | 1 838         |
| 2 . . . . .                                 | 2 698           | 1 865    | 492              | 167               | 174                 | 7             | 28            | 292           | 59            | 480           |
| 3 AND 4 . . . . .                           | 1 648           | 1 160    | 239              | 149               | 100                 | ...           | 78            | 85            | 10            | 273           |
| 5 TO 9 . . . . .                            | 813             | 518      | 89               | 171               | 35                  | ...           | ...           | 5             | 5             | 95            |
| 10 OR MORE . . . . .                        | 540             | 434      | 36               | 70                | ...                 | ...           | ...           | 17            | ...           | 13            |
| YEAR STRUCTURE BUILT                        |                 |          |                  |                   |                     |               |               |               |               |               |
| 1950 TO MARCH 1960 . . . . .                | 11 182          | 1 258    | 562              | 5 396             | 3 966               | 72            | 17            | 11            | 550           | 73            |
| 1940 TO 1949 . . . . .                      | 9 238           | 1 275    | 1 081            | 4 158             | 2 724               | 137           | 35            | 70            | 371           | 180           |
| 1939 OR EARLIER . . . . .                   | 26 025          | 13 065   | 4 082            | 3 615             | 5 263               | 510           | 1 077         | 1 831         | 1 258         | 2 446         |
| BASEMENT                                    |                 |          |                  |                   |                     |               |               |               |               |               |
| BASEMENT . . . . .                          | 31 177          | 12 775   | 4 540            | 8 047             | 5 815               | 558           | 874           | 1 377         | 1 869         | 2 366         |
| CONCRETE SLAB . . . . .                     | 5 729           | 880      | 578              | 1 982             | 2 289               | 78            | 101           | 162           | 129           | 108           |
| OTHER . . . . .                             | 9 524           | 1 943    | 607              | 3 125             | 3 849               | 83            | 154           | 373           | 181           | 225           |
| HEATING EQUIPMENT                           |                 |          |                  |                   |                     |               |               |               |               |               |
| STEAM OR HOT WATER . . . . .                | 3 678           | 1 766    | 377              | 891               | 644                 | 12            | 75            | 133           | 56            | 318           |
| WARM AIR FURNACE . . . . .                  | 26 893          | 9 947    | 3 470            | 8 155             | 5 321               | 408           | 502           | 1 105         | 1 658         | 1 972         |
| BUILT-IN ROOM UNITS . . . . .               | 3 231           | 757      | 341              | 1 209             | 924                 | 60            | 49            | 109           | 151           | 91            |
| OTHER MEANS WITH FLUE . . . . .             | 11 946          | 2 897    | 1 501            | 2 783             | 4 765               | 227           | 439           | 509           | 310           | 302           |
| OTHER MEANS WITHOUT FLUE . . . . .          | 340             | 196      | 32               | 60                | 52                  | 4             | 49            | 56            | 4             | 16            |
| NONE . . . . .                              | 357             | 35       | 4                | 71                | 247                 | 8             | 15            | ...           | ...           | ...           |
| ALL OCCUPIED UNITS . . . . .                | 42 426          | 14 739   | 5 521            | 12 328            | 9 838               | 665           | 1 060         | 1 812         | 2 137         | 2 556         |
| PERSONS                                     |                 |          |                  |                   |                     |               |               |               |               |               |
| 1 PERSON . . . . .                          | 5 241           | 2 734    | 706              | 910               | 891                 | 64            | 169           | 320           | 159           | 508           |
| 2 PERSONS . . . . .                         | 11 182          | 4 320    | 1 611            | 3 012             | 2 239               | 174           | 302           | 557           | 548           | 823           |
| 3 PERSONS . . . . .                         | 7 175           | 2 515    | 948              | 2 157             | 1 555               | 114           | 183           | 325           | 432           | 447           |
| 4 PERSONS . . . . .                         | 7 159           | 2 158    | 786              | 2 439             | 1 776               | 116           | 139           | 218           | 419           | 354           |
| 5 PERSONS . . . . .                         | 5 328           | 1 419    | 610              | 1 887             | 1 412               | 85            | 89            | 167           | 294           | 206           |
| 6 PERSONS OR MORE . . . . .                 | 6 341           | 1 593    | 860              | 1 923             | 1 965               | 112           | 178           | 225           | 285           | 218           |
| MEDIAN: . . . . .                           |                 |          |                  |                   |                     |               |               |               |               |               |
| ALL OCCUPIED . . . . .                      | 3.2             | 2.6      | 3.0              | 3.5               | 3.6                 | 3.3           | 2.8           | 2.6           | 3.3           | 2.4           |
| OWNER . . . . .                             | 3.3             | 2.9      | 3.1              | 3.6               | 3.6                 | 3.5           | 2.7           | 2.5           | 3.4           | 2.9           |
| RENTER . . . . .                            | 2.6             | 2.3      | 2.6              | 3.3               | 3.3                 | ...           | 3.1           | 2.6           | 3.1           | 2.2           |
| PERSONS PER ROOM                            |                 |          |                  |                   |                     |               |               |               |               |               |
| 0.50 OR LESS . . . . .                      | 17 430          | 7 184    | 2 357            | 4 307             | 3 582               | 248           | 487           | 954           | 813           | 1 381         |
| 0.51 TO 0.75 . . . . .                      | 9 012           | 3 117    | 1 135            | 2 773             | 1 987               | 135           | 218           | 361           | 479           | 574           |
| 0.76 TO 1.00 . . . . .                      | 10 482          | 3 161    | 1 190            | 3 537             | 2 594               | 175           | 187           | 325           | 601           | 452           |
| 1.01 OR MORE . . . . .                      | 5 502           | 1 277    | 839              | 1 711             | 1 675               | 107           | 168           | 172           | 244           | 149           |



Table H-1.—OCCUPANCY AND STRUCTURAL CHARACTERISTICS OF HOUSING UNITS, BY CENSUS TRACTS: 1960—Con.  
 [Some data based on sample; see text. Median not shown where base is less than 50]

| SUBJECT                                    | MUSKEGON--CON. |               |               |                  |               |               |                  | MUSKEGON HEIGHTS |               |               |               |
|--|----------------|---------------|---------------|------------------|---------------|---------------|------------------|------------------|---------------|---------------|---------------|
|  | TRACT MU-0006  | TRACT MU-0007 | TRACT MU-0008 | TRACT MU-0008 CV | TRACT MU-0009 | TRACT MU-0010 | TRACT MU-0010 CV | TRACT MH-0011    | TRACT MH-0012 | TRACT MH-0013 | TRACT MH-0014 |
| ALL HOUSING UNITS. . . . .                 | 2 856          | 331           | 1 635         | ...              | 1 604         | 534           | ...              | 376              | 1 320         | 1 369         | 2 660         |
| TENURE, COLOR, AND VACANCY STATUS          |                |               |               |                  |               |               |                  |                  |               |               |               |
| OWNER OCCUPIED. . . . .                    | 1 278          | 9             | 1 058         | ...              | 1 273         | 368           | ...              | 231              | 927           | 861           | 1 980         |
| WHITE. . . . .                             | 1 187          | 9             | 1 053         | ...              | 1 272         | 367           | ...              | 120              | 810           | 84            | 1 918         |
| NONWHITE. . . . .                          | 91             | ...           | 5             | ...              | 1             | 1             | ...              | 111              | 117           | 777           | 62            |
| RENTER OCCUPIED. . . . .                   | 1 362          | 283           | 481           | ...              | 291           | 106           | ...              | 129              | 330           | 474           | 589           |
| WHITE. . . . .                             | 1 189          | 270           | 466           | ...              | 289           | 106           | ...              | 48               | 303           | 23            | 559           |
| NONWHITE. . . . .                          | 173            | 13            | 15            | ...              | 2             | ...           | ...              | 81               | 27            | 451           | 30            |
| AVAILABLE VACANT. . . . .                  | 179            | 30            | 54            | ...              | 24            | 11            | ...              | 9                | 46            | 16            | 64            |
| FOR SALE ONLY. . . . .                     | 20             | ...           | 11            | ...              | 11            | 6             | ...              | 5                | 14            | 6             | 20            |
| FOR RENT. . . . .                          | 159            | 30            | 43            | ...              | 13            | 5             | ...              | 4                | 32            | 10            | 44            |
| OTHER VACANT. . . . .                      | 37             | 9             | 42            | ...              | 16            | 49            | ...              | 7                | 17            | 18            | 27            |
| CONDITION AND PLUMBING                     |                |               |               |                  |               |               |                  |                  |               |               |               |
| SOUND. . . . .                             | 2 386          | 326           | 1 286         | ...              | 1 371         | 389           | ...              | 267              | 1 168         | 1 150         | 2 347         |
| WITH ALL PLUMBING FACILITIES. . . . .      | 2 090          | 163           | 1 250         | ...              | 1 347         | 381           | ...              | 246              | 1 135         | 1 047         | 2 253         |
| LACKING ONLY HOT WATER. . . . .            | 6              | ...           | 3             | ...              | 5             | ...           | ...              | 10               | 3             | 25            | 9             |
| LACKING OTHER PLUMBING FACILITIES. . . . . | 290            | 163           | 33            | ...              | 19            | 8             | ...              | 11               | 30            | 78            | 85            |
| DETERIORATING. . . . .                     | 364            | 5             | 301           | ...              | 229           | 128           | ...              | 101              | 151           | 198           | 254           |
| WITH ALL PLUMBING FACILITIES. . . . .      | 269            | 2             | 264           | ...              | 200           | 121           | ...              | 54               | 135           | 119           | 221           |
| LACKING ONLY HOT WATER. . . . .            | 3              | 2             | 3             | ...              | 6             | 7             | ...              | 11               | 1             | 12            | 8             |
| LACKING OTHER PLUMBING FACILITIES. . . . . | 92             | 1             | 34            | ...              | 23            | 7             | ...              | 36               | 15            | 67            | 25            |
| DILAPIDATED. . . . .                       | 106            | ...           | 48            | ...              | 4             | 17            | ...              | 8                | 1             | 21            | 59            |
| BATHROOMS                                  |                |               |               |                  |               |               |                  |                  |               |               |               |
| 1. . . . .                                 | 2 045          | 144           | 1 287         | ...              | 1 354         | 367           | ...              | 294              | 1 118         | 1 098         | 2 289         |
| MORE THAN 1. . . . .                       | 406            | 5             | 248           | ...              | 214           | 167           | ...              | 8                | 180           | 111           | 248           |
| SHARED OR NONE. . . . .                    | 405            | 182           | 100           | ...              | 36            | ...           | ...              | 74               | 22            | 160           | 123           |
| ROOMS                                      |                |               |               |                  |               |               |                  |                  |               |               |               |
| 1 ROOM. . . . .                            | 182            | 168           | 12            | ...              | 2             | 4             | ...              | 6                | 10            | 4             | 44            |
| 2 ROOMS. . . . .                           | 235            | 39            | 44            | ...              | 9             | 9             | ...              | 10               | 27            | 37            | 65            |
| 3 ROOMS. . . . .                           | 540            | 57            | 150           | ...              | 104           | 46            | ...              | 32               | 136           | 156           | 237           |
| 4 ROOMS. . . . .                           | 378            | 36            | 269           | ...              | 397           | 109           | ...              | 75               | 213           | 382           | 753           |
| 5 ROOMS. . . . .                           | 528            | 21            | 427           | ...              | 499           | 159           | ...              | 124              | 380           | 391           | 839           |
| 6 ROOMS. . . . .                           | 404            | 7             | 369           | ...              | 352           | 120           | ...              | 55               | 291           | 244           | 453           |
| 7 ROOMS. . . . .                           | 273            | ...           | 198           | ...              | 132           | 52            | ...              | 40               | 165           | 108           | 191           |
| 8 ROOMS OR MORE. . . . .                   | 316            | 3             | 166           | ...              | 109           | 35            | ...              | 34               | 98            | 47            | 78            |
| MEDIAN. . . . .                            | 4.7            | 1.5           | 5.3           | ...              | 5.1           | 5.1           | ...              | 5.0              | 5.2           | 4.8           | 4.8           |
| UNITS IN STRUCTURE                         |                |               |               |                  |               |               |                  |                  |               |               |               |
| 1. . . . .                                 | 1 383          | 5             | 1 217         | ...              | 1 371         | 454           | ...              | 346              | 1 054         | 1 207         | 2 262         |
| 2. . . . .                                 | 549            | 16            | 253           | ...              | 126           | 55            | ...              | 6                | 171           | 79            | 236           |
| 3 AND 4. . . . .                           | 434            | 30            | 123           | ...              | 102           | 25            | ...              | 18               | 89            | 74            | 58            |
| 5 TO 9. . . . .                            | 309            | 57            | 42            | ...              | 5             | ...           | ...              | 6                | 6             | 9             | 68            |
| 10 OR MORE. . . . .                        | 181            | 223           | ...           | ...              | ...           | ...           | ...              | ...              | ...           | ...           | 36            |
| YEAR STRUCTURE BUILT                       |                |               |               |                  |               |               |                  |                  |               |               |               |
| 1950 TO MARCH 1960. . . . .                | 29             | 8             | 72            | ...              | 268           | 158           | ...              | 19               | 42            | 128           | 373           |
| 1940 TO 1949. . . . .                      | 56             | 8             | 89            | ...              | 309           | 20            | ...              | 63               | 147           | 420           | 451           |
| 1939 OR EARLIER. . . . .                   | 2 771          | 315           | 1 474         | ...              | 1 027         | 356           | ...              | 294              | 1 131         | 821           | 1 836         |
| BASEMENT                                   |                |               |               |                  |               |               |                  |                  |               |               |               |
| BASEMENT. . . . .                          | 2 493          | 321           | 1 296         | ...              | 1 248         | 373           | ...              | 244              | 1 201         | 812           | 2 283         |
| CONCRETE SLAB. . . . .                     | 80             | 5             | 73            | ...              | 98            | 46            | ...              | 61               | 21            | 376           | 120           |
| OTHER. . . . .                             | 283            | 5             | 266           | ...              | 258           | 115           | ...              | 71               | 98            | 181           | 257           |
| HEATING EQUIPMENT                          |                |               |               |                  |               |               |                  |                  |               |               |               |
| STEAM OR HOT WATER. . . . .                | 581            | 271           | 148           | ...              | 92            | 80            | ...              | 13               | 111           | 40            | 213           |
| WARM AIR FURNACE. . . . .                  | 1 745          | 32            | 1 111         | ...              | 1 121         | 293           | ...              | 165              | 1 012         | 483           | 1 810         |
| BUILT-IN ROOM UNITS. . . . .               | 117            | 4             | 44            | ...              | 80            | 52            | ...              | 23               | 69            | 54            | 195           |
| OTHER MEANS WITH FLUE. . . . .             | 389            | 20            | 304           | ...              | 307           | 90            | ...              | 163              | 128           | 784           | 426           |
| OTHER MEANS WITHOUT FLUE. . . . .          | 12             | 4             | 28            | ...              | 4             | 19            | ...              | 12               | ...           | 8             | 12            |
| NONE. . . . .                              | 12             | ...           | ...           | ...              | ...           | ...           | ...              | ...              | ...           | ...           | 4             |
| ALL OCCUPIED UNITS. . . . .                | 2 640          | 292           | 1 539         | ...              | 1 564         | 474           | ...              | 360              | 1 257         | 1 335         | 2 569         |
| PERSONS                                    |                |               |               |                  |               |               |                  |                  |               |               |               |
| 1 PERSON. . . . .                          | 807            | 229           | 252           | ...              | 159           | 67            | ...              | 42               | 192           | 99            | 373           |
| 2 PERSONS. . . . .                         | 798            | 45            | 470           | ...              | 462           | 141           | ...              | 88               | 440           | 315           | 769           |
| 3 PERSONS. . . . .                         | 369            | 7             | 288           | ...              | 272           | 78            | ...              | 72               | 201           | 228           | 447           |
| 4 PERSONS. . . . .                         | 276            | 6             | 231           | ...              | 307           | 92            | ...              | 51               | 161           | 166           | 408           |
| 5 PERSONS. . . . .                         | 192            | 1             | 140           | ...              | 190           | 55            | ...              | 38               | 116           | 164           | 292           |
| 6 PERSONS OR MORE. . . . .                 | 198            | 4             | 158           | ...              | 174           | 41            | ...              | 69               | 147           | 363           | 281           |
| MEDIAN. . . . .                            | 2.1            | 1.1           | 2.7           | ...              | 3.1           | 2.9           | ...              | 3.2              | 2.5           | 3.7           | 2.8           |
| ALL OCCUPIED OWNER. . . . .                | 2.4            | ...           | 2.6           | ...              | 3.1           | 2.7           | ...              | 3.5              | 2.9           | 3.5           | 3.1           |
| RENTER. . . . .                            | 1.8            | 1.1           | 2.8           | ...              | 2.6           | ...           | ...              | ...              | 2.3           | 3.7           | 2.1           |
| PERSONS PER ROOM                           |                |               |               |                  |               |               |                  |                  |               |               |               |
| 0.50 OR LESS. . . . .                      | 1 469          | 109           | 817           | ...              | 683           | 223           | ...              | 146              | 666           | 407           | 1 138         |
| 0.51 TO 0.75. . . . .                      | 504            | 12            | 341           | ...              | 367           | 126           | ...              | 78               | 253           | 251           | 553           |
| 0.76 TO 1.00. . . . .                      | 485            | 158           | 300           | ...              | 384           | 94            | ...              | 71               | 230           | 277           | 612           |
| 1.01 OR MORE. . . . .                      | 182            | 13            | 81            | ...              | 130           | 31            | ...              | 65               | 108           | 400           | 266           |



Table H-2.—YEAR MOVED INTO UNIT, AUTOMOBILES AVAILABLE, AND VALUE OR RENT OF OCCUPIED HOUSING UNITS, BY CENSUS TRACTS: 1960

[Some data based on sample; median not shown where base is insufficient; see text. Plus (+) or minus (-) after number indicates median above or below that number]

| SUBJECT                            | MUSKEGON COUNTY |          |                  |                   |                     | MUSKEGON      |               |               |               |               |
|------------------------------------|-----------------|----------|------------------|-------------------|---------------------|---------------|---------------|---------------|---------------|---------------|
|                                    | TOTAL           | MUSKEGON | MUSKEGON HEIGHTS | BALANCE (TRACTED) | BALANCE (UNTRACTED) | TRACT MU-0001 | TRACT MU-0002 | TRACT MU-0003 | TRACT MU-0004 | TRACT MU-0005 |
| ALL OCCUPIED UNITS . . . . .       | 42 426          | 14 739   | 5 521            | 12 328            | 9 838               | 665           | 1 060         | 1 812         | 2 137         | 2 556         |
| YEAR MOVED INTO UNIT               |                 |          |                  |                   |                     |               |               |               |               |               |
| 1958 TO MARCH 1960 . . . . .       | 11 017          | 3 999    | 1 439            | 3 242             | 2 337               | 143           | 350           | 440           | 553           | 724           |
| 1954 TO 1957 . . . . .             | 10 555          | 3 067    | 1 228            | 3 507             | 2 753               | 117           | 193           | 329           | 535           | 457           |
| 1940 TO 1953 . . . . .             | 14 762          | 4 643    | 2 007            | 4 628             | 3 484               | 267           | 294           | 549           | 745           | 821           |
| 1939 OR EARLIER . . . . .          | 6 092           | 3 030    | 847              | 951               | 1 264               | 138           | 223           | 494           | 304           | 554           |
| AUTOMOBILES AVAILABLE              |                 |          |                  |                   |                     |               |               |               |               |               |
| 1. . . . .                         | 26 024          | 8 947    | ...              | ...               | ...                 | ...           | ...           | ...           | ...           | ...           |
| 2. . . . .                         | 9 959           | 2 277    | ...              | ...               | ...                 | ...           | ...           | ...           | ...           | ...           |
| 3 OR MORE . . . . .                | 1 126           | 313      | ...              | ...               | ...                 | ...           | ...           | ...           | ...           | ...           |
| NONE . . . . .                     | 5 317           | 3 202    | ...              | ...               | ...                 | ...           | ...           | ...           | ...           | ...           |
| VALUE                              |                 |          |                  |                   |                     |               |               |               |               |               |
| OWNER OCCUPIED . . . . .           | 29 224          | 8 982    | 3 799            | 10 096            | 6 347               | 537           | 581           | 1 066         | 1 865         | 1 440         |
| LESS THAN \$5,000 . . . . .        | 2 468           | 453      | 355              | 715               | 945                 | 48            | 50            | 92            | 83            | 25            |
| \$5,000 TO \$9,900 . . . . .       | 12 538          | 4 278    | 2 185            | 3 203             | 2 872               | 324           | 351           | 673           | 799           | 732           |
| \$10,000 TO \$14,900 . . . . .     | 8 870           | 3 148    | 1 032            | 3 072             | 1 618               | 153           | 156           | 273           | 713           | 551           |
| \$15,000 TO \$19,900 . . . . .     | 3 310           | 736      | 183              | 1 772             | 619                 | 12            | 24            | 20            | 183           | 86            |
| \$20,000 TO \$24,900 . . . . .     | 1 044           | 196      | 36               | 651               | 161                 | ...           | ...           | 4             | 52            | 16            |
| \$25,000 OR MORE . . . . .         | 994             | 171      | 8                | 683               | 132                 | ...           | ...           | 4             | 35            | 30            |
| MEDIAN . . . . . DOLLARS . . . . . | 9 900           | 9 800    | 8 700            | 11 700            | 8 900               | 8 500         | 8 600         | 8 400         | 10 300        | 9 800         |
| GROSS RENT                         |                 |          |                  |                   |                     |               |               |               |               |               |
| RENTER OCCUPIED . . . . .          | 8 807           | 4 797    | 1 522            | 1 303             | 1 185               | 128           | 453           | 600           | 216           | 876           |
| LESS THAN \$20. . . . .            | 8               | ...      | ...              | ...               | 8                   | ...           | ...           | ...           | ...           | ...           |
| \$20 TO \$39 . . . . .             | 699             | 470      | 100              | 59                | 70                  | ...           | 48            | 25            | 5             | 36            |
| \$40 TO \$59 . . . . .             | 2 372           | 1 415    | 556              | 165               | 236                 | 37            | 106           | 214           | 46            | 228           |
| \$60 TO \$79 . . . . .             | 2 905           | 1 666    | 468              | 429               | 342                 | 49            | 192           | 205           | 60            | 359           |
| \$80 TO \$99 . . . . .             | 1 340           | 698      | 257              | 250               | 135                 | 29            | 71            | 121           | 54            | 145           |
| \$100 TO \$149 . . . . .           | 692             | 291      | 97               | 205               | 99                  | 9             | 17            | 21            | 17            | 68            |
| \$150 OR MORE . . . . .            | 100             | 33       | 8                | 40                | 19                  | ...           | ...           | ...           | ...           | ...           |
| NO CASH RENT . . . . .             | 691             | 224      | 36               | 155               | 276                 | 4             | 19            | 14            | 34            | 40            |
| MEDIAN . . . . . DOLLARS . . . . . | 66              | 64       | 64               | 77                | 68                  | ...           | 66            | 64            | ...           | 67            |
| CONTRACT RENT                      |                 |          |                  |                   |                     |               |               |               |               |               |
| RENTER OCCUPIED . . . . .          | 8 116           | 4 573    | 1 486            | 1 148             | 909                 | 124           | 434           | 586           | 182           | 836           |
| MEDIAN . . . . . DOLLARS . . . . . | 53              | 54       | 54               | 56                | 47                  | ...           | 51            | 51            | ...           | 57            |

| SUBJECT                            | MUSKEGON--CON. |               |               |                  |               |               |                  | MUSKEGON HEIGHTS |               |               |               |
|------------------------------------|----------------|---------------|---------------|------------------|---------------|---------------|------------------|------------------|---------------|---------------|---------------|
|                                    | TRACT MU-0006  | TRACT MU-0007 | TRACT MU-0008 | TRACT MU-0008 CV | TRACT MU-0009 | TRACT MU-0010 | TRACT MU-0010 CV | TRACT MH-0011    | TRACT MH-0012 | TRACT MH-0013 | TRACT MH-0014 |
| ALL OCCUPIED UNITS . . . . .       | 2 640          | 292           | 1 539         | ...              | 1 564         | 474           | ...              | 360              | 1 257         | 1 335         | 2 569         |
| YEAR MOVED INTO UNIT               |                |               |               |                  |               |               |                  |                  |               |               |               |
| 1958 TO MARCH 1960 . . . . .       | 800            | 172           | 358           | ...              | 326           | 133           | ...              | 99               | 328           | 324           | 688           |
| 1954 TO 1957 . . . . .             | 578            | 48            | 270           | ...              | 384           | 156           | ...              | 65               | 221           | 404           | 538           |
| 1940 TO 1953 . . . . .             | 745            | 56            | 470           | ...              | 586           | 110           | ...              | 127              | 395           | 526           | 959           |
| 1939 OR EARLIER . . . . .          | 517            | 16            | 441           | ...              | 268           | 75            | ...              | 69               | 313           | 81            | 384           |
| AUTOMOBILES AVAILABLE              |                |               |               |                  |               |               |                  |                  |               |               |               |
| 1. . . . .                         | ...            | ...           | ...           | ...              | ...           | ...           | ...              | ...              | ...           | ...           | ...           |
| 2. . . . .                         | ...            | ...           | ...           | ...              | ...           | ...           | ...              | ...              | ...           | ...           | ...           |
| 3 OR MORE . . . . .                | ...            | ...           | ...           | ...              | ...           | ...           | ...              | ...              | ...           | ...           | ...           |
| NONE . . . . .                     | ...            | ...           | ...           | ...              | ...           | ...           | ...              | ...              | ...           | ...           | ...           |
| VALUE                              |                |               |               |                  |               |               |                  |                  |               |               |               |
| OWNER OCCUPIED . . . . .           | 1 028          | 4             | 931           | ...              | 1 198         | 332           | ...              | 231              | 843           | 841           | 1 884         |
| LESS THAN \$5,000 . . . . .        | 28             | ...           | 44            | ...              | 63            | 20            | ...              | 66               | 36            | 117           | 136           |
| \$5,000 TO \$9,900 . . . . .       | 443            | ...           | 364           | ...              | 479           | 109           | ...              | 141              | 463           | 608           | 973           |
| \$10,000 TO \$14,900 . . . . .     | 372            | ...           | 383           | ...              | 472           | 75            | ...              | 16               | 283           | 98            | 635           |
| \$15,000 TO \$19,900 . . . . .     | 133            | ...           | 104           | ...              | 128           | 46            | ...              | 4                | 57            | 14            | 108           |
| \$20,000 TO \$24,900 . . . . .     | 24             | ...           | 32            | ...              | 36            | 32            | ...              | 4                | ...           | 4             | 28            |
| \$25,000 OR MORE . . . . .         | 28             | ...           | 4             | ...              | 20            | 50            | ...              | ...              | 4             | ...           | 6             |
| MEDIAN . . . . . DOLLARS . . . . . | 10 400         | ...           | 10 600        | ...              | 10 500        | 13 200        | ...              | 6 600            | 9 400         | 7 400         | 9 300         |
| GROSS RENT                         |                |               |               |                  |               |               |                  |                  |               |               |               |
| RENTER OCCUPIED . . . . .          | 1 362          | 284           | 481           | ...              | 291           | 106           | ...              | 129              | 330           | 474           | 589           |
| LESS THAN \$20. . . . .            | ...            | ...           | ...           | ...              | ...           | ...           | ...              | ...              | ...           | ...           | ...           |
| \$20 TO \$39 . . . . .             | 171            | 152           | 20            | ...              | 8             | 5             | ...              | 9                | 10            | 21            | 187           |
| \$40 TO \$59 . . . . .             | 470            | 56            | 141           | ...              | 97            | 20            | ...              | 38               | 93            | 238           | 148           |
| \$60 TO \$79 . . . . .             | 454            | 40            | 190           | ...              | 80            | 37            | ...              | 48               | 133           | 139           | 134           |
| \$80 TO \$99 . . . . .             | 128            | 8             | 77            | ...              | 45            | 20            | ...              | 25               | 34            | 64            | 40            |
| \$100 TO \$149 . . . . .           | 74             | 4             | 20            | ...              | 41            | 20            | ...              | 5                | 48            | 4             | 4             |
| \$150 OR MORE . . . . .            | 4              | 8             | 5             | ...              | 12            | 4             | ...              | ...              | ...           | 4             | 16            |
| NO CASH RENT . . . . .             | 61             | 16            | 28            | ...              | 8             | ...           | ...              | 4                | 12            | 4             | 64            |
| MEDIAN . . . . . DOLLARS . . . . . | 60             | 38            | 66            | ...              | 67            | ...           | ...              | ...              | 69            | 58            | ...           |
| CONTRACT RENT                      |                |               |               |                  |               |               |                  |                  |               |               |               |
| RENTER OCCUPIED . . . . .          | 1 301          | 268           | 453           | ...              | 283           | 106           | ...              | 125              | 318           | 470           | 573           |
| MEDIAN . . . . . DOLLARS . . . . . | 54             | 38            | 57            | ...              | 58            | ...           | ...              | ...              | 58            | 51            | 55            |

Table H-2.—YEAR MOVED INTO UNIT, AUTOMOBILES AVAILABLE, AND VALUE OR RENT OF OCCUPIED HOUSING UNITS, BY CENSUS TRACTS: 1960—Con.

[Some data based on sample; median not shown where base is insufficient; see text. Plus (+) or minus (-) after number indicates median above or below that number]

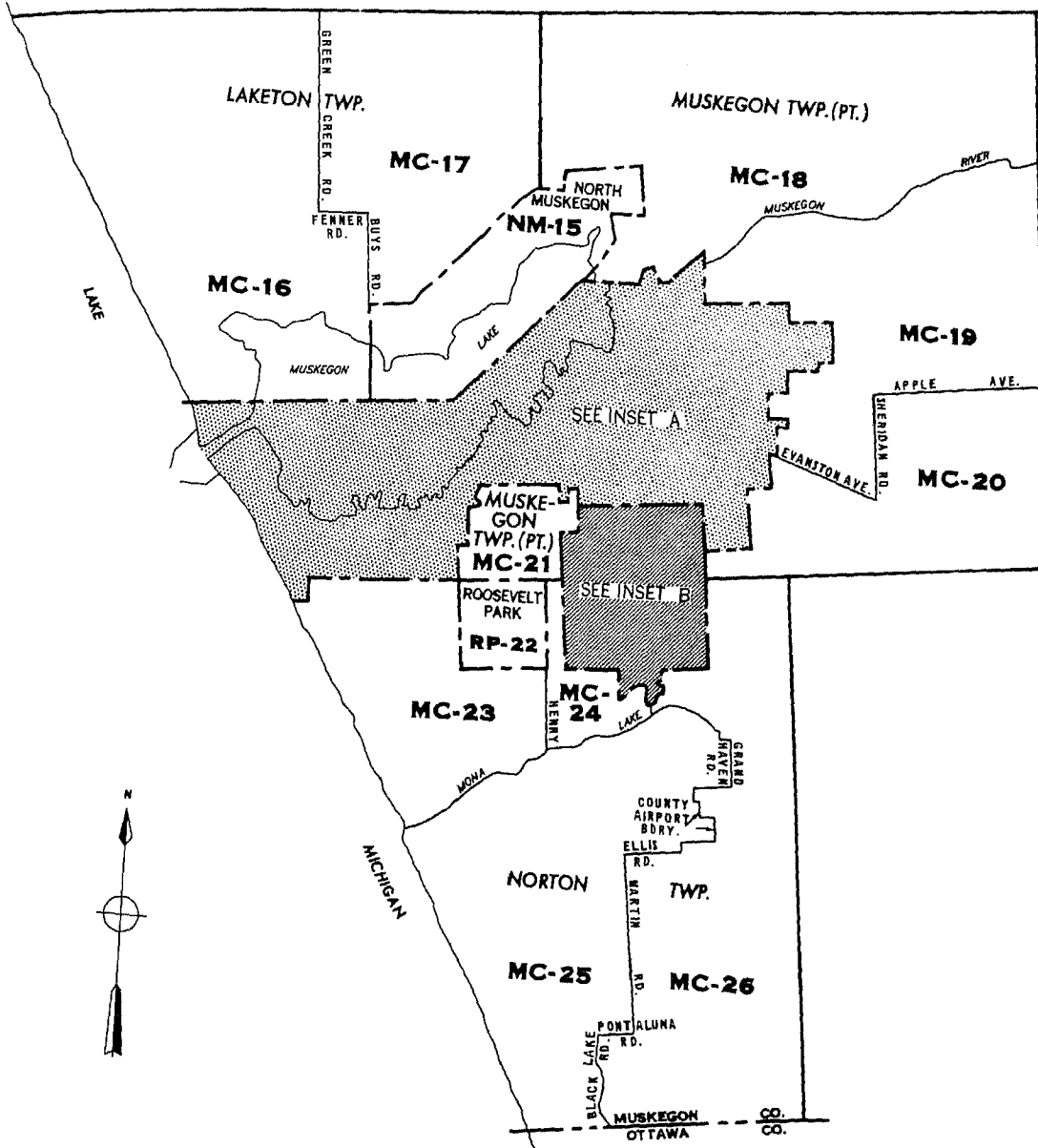
| SUBJECT                        | TRACTED BALANCE OF MUSKEGON COUNTY |                      |                      |                      |                      |                      |                      |                      |                      |                      |                      |                      |
|--------------------------------|------------------------------------|----------------------|----------------------|----------------------|----------------------|----------------------|----------------------|----------------------|----------------------|----------------------|----------------------|----------------------|
|                                | TRACT<br>MC-<br>0016               | TRACT<br>MC-<br>0017 | TRACT<br>MC-<br>0018 | TRACT<br>MC-<br>0019 | TRACT<br>MC-<br>0020 | TRACT<br>MC-<br>0021 | TRACT<br>MC-<br>0023 | TRACT<br>MC-<br>0024 | TRACT<br>MC-<br>0025 | TRACT<br>MC-<br>0026 | TRACT<br>NM-<br>0015 | TRACT<br>RP-<br>0022 |
| ALL OCCUPIED UNITS . . . . .   | 447                                | 661                  | 559                  | 1 922                | 809                  | 1 328                | 1 454                | 340                  | 1 194                | 1 796                | 1 129                | 689                  |
| YEAR MOVED INTO UNIT           |                                    |                      |                      |                      |                      |                      |                      |                      |                      |                      |                      |                      |
| 1958 TO MARCH 1960 . . . . .   | 73                                 | 211                  | 143                  | 484                  | 194                  | 401                  | 460                  | 104                  | 257                  | 436                  | 243                  | 236                  |
| 1954 TO 1957 . . . . .         | 139                                | 193                  | 199                  | 565                  | 229                  | 316                  | 449                  | 67                   | 371                  | 446                  | 316                  | 217                  |
| 1940 TO 1953 . . . . .         | 188                                | 210                  | 179                  | 739                  | 336                  | 461                  | 495                  | 125                  | 474                  | 768                  | 446                  | 207                  |
| 1939 OR EARLIER . . . . .      | 47                                 | 47                   | 37                   | 135                  | 50                   | 150                  | 50                   | 44                   | 92                   | 146                  | 124                  | 29                   |
| AUTOMOBILES AVAILABLE          |                                    |                      |                      |                      |                      |                      |                      |                      |                      |                      |                      |                      |
| 1. . . . .                     | ***                                | ***                  | ***                  | ***                  | ***                  | ***                  | ***                  | ***                  | ***                  | ***                  | ***                  | ***                  |
| 2. . . . .                     | ***                                | ***                  | ***                  | ***                  | ***                  | ***                  | ***                  | ***                  | ***                  | ***                  | ***                  | ***                  |
| 3 OR MORE . . . . .            | ***                                | ***                  | ***                  | ***                  | ***                  | ***                  | ***                  | ***                  | ***                  | ***                  | ***                  | ***                  |
| NONE . . . . .                 | ***                                | ***                  | ***                  | ***                  | ***                  | ***                  | ***                  | ***                  | ***                  | ***                  | ***                  | ***                  |
| VALUE                          |                                    |                      |                      |                      |                      |                      |                      |                      |                      |                      |                      |                      |
| OWNER OCCUPIED . . . . .       | 351                                | 489                  | 441                  | 1 693                | 718                  | 789                  | 1 280                | 263                  | 1 110                | 1 325                | 1 008                | 629                  |
| LESS THAN \$5,000 . . . . .    | 26                                 | 15                   | 56                   | 170                  | 111                  | 42                   | 28                   | 28                   | 4                    | 223                  | 12                   | ***                  |
| \$5,000 TO \$9,900 . . . . .   | 142                                | 107                  | 161                  | 802                  | 405                  | 293                  | 181                  | 125                  | 167                  | 655                  | 125                  | 40                   |
| \$10,000 TO \$14,900 . . . . . | 80                                 | 198                  | 140                  | 508                  | 174                  | 254                  | 417                  | 70                   | 368                  | 329                  | 221                  | 313                  |
| \$15,000 TO \$19,900 . . . . . | 72                                 | 93                   | 76                   | 193                  | 20                   | 78                   | 381                  | 20                   | 298                  | 92                   | 237                  | 212                  |
| \$20,000 TO \$24,900 . . . . . | 23                                 | 36                   | 8                    | 20                   | 4                    | 64                   | 132                  | 8                    | 126                  | 21                   | 149                  | 60                   |
| \$25,000 OR MORE . . . . .     | 8                                  | 40                   | ***                  | ***                  | 4                    | 58                   | 141                  | 12                   | 147                  | 5                    | 264                  | 4                    |
| MEDIAN . . . . . DOLLARS       | 10 500                             | 13 000               | 10 100               | 9 300                | 8 100                | 11 100               | 15 200               | 9 000                | 15 200               | 8 000                | 17 400               | 14 200               |
| GROSS RENT                     |                                    |                      |                      |                      |                      |                      |                      |                      |                      |                      |                      |                      |
| RENTER OCCUPIED . . . . .      | 39                                 | 65                   | 68                   | 176                  | 62                   | 346                  | 69                   | 77                   | 52                   | 211                  | 102                  | 36                   |
| LESS THAN \$20 . . . . .       | ***                                | ***                  | ***                  | ***                  | ***                  | ***                  | ***                  | ***                  | ***                  | ***                  | ***                  | ***                  |
| \$20 TO \$39 . . . . .         | ***                                | 3                    | 9                    | 15                   | 5                    | 7                    | ***                  | 3                    | ***                  | 5                    | ***                  | 12                   |
| \$40 TO \$59 . . . . .         | 8                                  | 14                   | 23                   | 4                    | 8                    | 34                   | 9                    | 6                    | 4                    | 35                   | 16                   | 4                    |
| \$60 TO \$79 . . . . .         | 9                                  | 18                   | 27                   | 54                   | 20                   | 153                  | 13                   | 29                   | 16                   | 50                   | 36                   | 4                    |
| \$80 TO \$99 . . . . .         | 9                                  | 14                   | 9                    | 27                   | 12                   | 75                   | 8                    | 20                   | 12                   | 39                   | 21                   | 4                    |
| \$100 TO \$149 . . . . .       | 4                                  | 6                    | ***                  | 40                   | 4                    | 60                   | 31                   | 13                   | 4                    | 23                   | 16                   | 4                    |
| \$150 OR MORE . . . . .        | ***                                | 3                    | ***                  | 9                    | ***                  | 3                    | ***                  | ***                  | 8                    | 4                    | 9                    | 4                    |
| NO CASH RENT . . . . .         | 9                                  | 7                    | ***                  | 27                   | 13                   | 14                   | 8                    | 6                    | 8                    | 55                   | 4                    | 4                    |
| MEDIAN . . . . . DOLLARS       | ***                                | ***                  | ***                  | ***                  | ***                  | 77                   | ***                  | ***                  | ***                  | ***                  | ***                  | ***                  |
| CONTRACT RENT                  |                                    |                      |                      |                      |                      |                      |                      |                      |                      |                      |                      |                      |
| RENTER OCCUPIED . . . . .      | 30                                 | 58                   | 68                   | 149                  | 49                   | 332                  | 61                   | 71                   | 44                   | 156                  | 98                   | 32                   |
| MEDIAN . . . . . DOLLARS       | ***                                | ***                  | ***                  | ***                  | ***                  | 57                   | ***                  | ***                  | ***                  | ***                  | ***                  | ***                  |

Table H-3.—CHARACTERISTICS OF HOUSING UNITS WITH NONWHITE HOUSEHOLD HEADS, FOR CENSUS TRACTS WITH 100 OR MORE SUCH UNITS: 1960

[Asterisk (\*) denotes items restricted to tracts containing 400 or more such housing units. Median not shown where base is insufficient; see text. Minus (-) after number indicates median below that number]


| SUBJECT                                  | MUSKEGON COUNTY |          |                  |                   |                      | MUSKEGON      |               |               | MUSKEGON HEIGHTS |               |               | TRACTED BALANCE OF MUSKEGON CO. TRACT MO-0018 |
|--|-----------------|----------|------------------|-------------------|----------------------|---------------|---------------|---------------|------------------|---------------|---------------|---|
|  | TOTAL           | MUSKEGON | MUSKEGON HEIGHTS | BALANCE (TRACTED) | BALANCE (UN-TRACTED) | TRACT MU-0002 | TRACT MU-0003 | TRACT MU-0006 | TRACT MH-0011    | TRACT MH-0012 | TRACT MH-0013 |   |
| ALL OCCUPIED UNITS . . . . .             | 2 990           | 981      | 1 656            | 181               | 172                  | 393           | 273           | 264           | 192              | 144           | 1 228         | 107   |
| TENURE                                   |                 |          |                  |                   |                      |               |               |               |                  |               |               |   |
| OWNER OCCUPIED . . . . .                 | 1 683           | 378      | 1 067            | 115               | 123                  | 172           | 99            | 91            | 111              | 117           | 777           | 75  |
| RENTER OCCUPIED . . . . .                | 1 307           | 603      | 589              | 66                | 49                   | 221           | 174           | 173           | 81               | 27            | 451           | 32  |
| CONDITION AND PLUMBING                   |                 |          |                  |                   |                      |               |               |               |                  |               |               |   |
| SOUND . . . . .                          | 1 925           | 502      | 1 282            | 47                | 94                   | 194           | 140           | 148           | 107              | 97            | 1 039         | 37  |
| WITH ALL PLUMBING FACILITIES . . . . .   | 1 672           | 404      | 1 175            | 34                | 59                   | 164           | 105           | 119           | 93               | 95            | 953           | 25  |
| LACKING SOME OR ALL FACILITIES . . . . . | 253             | 98       | 107              | 13                | 35                   | 30            | 35            | 29            | 14               | 2             | 86            | 12  |
| DETERIORATING . . . . .                  | 773             | 321      | 346              | 49                | 57                   | 161           | 75            | 61            | 81               | 47            | 171           | 27  |
| WITH ALL PLUMBING FACILITIES . . . . .   | 493             | 237      | 223              | 22                | 11                   | 128           | 53            | 38            | 39               | 43            | 99            | 8   |
| LACKING SOME OR ALL FACILITIES . . . . . | 280             | 84       | 123              | 27                | 46                   | 33            | 22            | 23            | 42               | 4             | 72            | 19  |
| DILAPIDATED . . . . .                    | 292             | 158      | 28               | 85                | 21                   | 38            | 58            | 55            | 4                | ...           | 18            | 43  |
| ROOMS                                    |                 |          |                  |                   |                      |               |               |               |                  |               |               |   |
| 1 ROOM . . . . .                         | 55              | 38       | 8                | 5                 | 4                    | 2             | 10            | 23            | 4                | ...           | 3             | 1   |
| 2 ROOMS . . . . .                        | 182             | 117      | 45               | 13                | 7                    | 40            | 36            | 39            | 9                | 1             | 33            | 7   |
| 3 ROOMS . . . . .                        | 387             | 170      | 175              | 21                | 21                   | 57            | 44            | 63            | 21               | 9             | 138           | 10  |
| 4 ROOMS . . . . .                        | 693             | 154      | 427              | 53                | 59                   | 60            | 51            | 33            | 38               | 22            | 345           | 38  |
| 5 ROOMS . . . . .                        | 772             | 214      | 482              | 41                | 35                   | 91            | 57            | 51            | 58               | 38            | 357           | 21  |
| 6 ROOMS . . . . .                        | 484             | 120      | 303              | 30                | 31                   | 64            | 28            | 21            | 26               | 41            | 219           | 18  |
| 7 ROOMS . . . . .                        | 281             | 86       | 137              | 6                 | 12                   | 44            | 23            | 17            | 19               | 17            | 92            | 4   |
| 8 ROOMS OR MORE . . . . .                | 176             | 82       | 79               | 12                | 3                    | 35            | 24            | 17            | 17               | 16            | 41            | 8   |
| MEDIAN . . . . .                         | 4.7             | 4.6      | 4.9              | 4.5               | 4.4                  | 4.9           | 4.4           | 3.7           | 4.9              | 5.5           | 4.8           | 4.4   |
| PERSONS                                  |                 |          |                  |                   |                      |               |               |               |                  |               |               |   |
| 1 PERSON . . . . .                       | 338             | 187      | 113              | 20                | 18                   | 56            | 60            | 64            | 21               | 3             | 79            | 6   |
| 2 PERSONS . . . . .                      | 623             | 205      | 337              | 45                | 36                   | 84            | 61            | 54            | 39               | 16            | 266           | 31  |
| 3 PERSONS . . . . .                      | 447             | 130      | 278              | 21                | 18                   | 57            | 34            | 31            | 33               | 23            | 212           | 16  |
| 4 PERSONS . . . . .                      | 404             | 133      | 224              | 21                | 26                   | 53            | 27            | 41            | 29               | 26            | 157           | 13  |
| 5 PERSONS . . . . .                      | 339             | 90       | 216              | 15                | 18                   | 34            | 26            | 26            | 19               | 28            | 158           | 8   |
| 6 PERSONS OR MORE . . . . .              | 839             | 236      | 488              | 59                | 56                   | 109           | 65            | 48            | 51               | 48            | 356           | 33  |
| MEDIAN . . . . .                         | 3.7             | 3.3      | 3.9              | 3.7               | 4.0                  | 3.5           | 3.0           | 3.0           | 3.6              | 4.6           | 3.9           | 3.5   |
| PERSONS PER ROOM                         |                 |          |                  |                   |                      |               |               |               |                  |               |               |   |
| 0.50 OR LESS . . . . .                   | 889             | 328      | 456              | 56                | 49                   | 132           | 103           | 81            | 62               | 30            | 339           | 34  |
| 0.51 TO 0.75 . . . . .                   | 522             | 168      | 307              | 28                | 19                   | 77            | 40            | 45            | 33               | 30            | 230           | 18  |
| 0.76 TO 1.00 . . . . .                   | 684             | 227      | 381              | 34                | 42                   | 81            | 56            | 70            | 47               | 44            | 268           | 19  |
| 1.01 OR MORE . . . . .                   | 895             | 258      | 512              | 63                | 62                   | 103           | 74            | 68            | 50               | 40            | 391           | 36  |
| *YEAR MOVED INTO UNIT                    |                 |          |                  |                   |                      |               |               |               |                  |               |               |   |
| 1958 TO MARCH 1960 . . . . .             | 1 009           | 422      | 488              | ...               | ...                  | ...           | ...           | ...           | ...              | ...           | 301           | ...   |
| 1954 TO 1957 . . . . .                   | 915             | 279      | 534              | ...               | ...                  | ...           | ...           | ...           | ...              | ...           | 398           | ...   |
| 1953 OR EARLIER . . . . .                | 1 058           | 277      | 636              | ...               | ...                  | ...           | ...           | ...           | ...              | ...           | 530           | ...   |
| *UNITS IN STRUCTURE                      |                 |          |                  |                   |                      |               |               |               |                  |               |               |   |
| 1 . . . . .                              | 2 475           | 696      | 1 437            | ...               | ...                  | ...           | ...           | ...           | ...              | ...           | 1 084         | ...   |
| 2 . . . . .                              | 229             | 116      | 105              | ...               | ...                  | ...           | ...           | ...           | ...              | ...           | 62            | ...   |
| 3 AND 4 . . . . .                        | 190             | 84       | 100              | ...               | ...                  | ...           | ...           | ...           | ...              | ...           | 7             | ...   |
| 5 OR MORE . . . . .                      | 85              | 70       | 15               | ...               | ...                  | ...           | ...           | ...           | ...              | ...           | 9             | ...   |
| *YEAR STRUCTURE BUILT                    |                 |          |                  |                   |                      |               |               |               |                  |               |               |   |
| 1950 TO MARCH 1960 . . . . .             | 246             | 4        | 158              | ...               | ...                  | ...           | ...           | ...           | ...              | ...           | 125           | ...   |
| 1940 TO 1949 . . . . .                   | 642             | 17       | 476              | ...               | ...                  | ...           | ...           | ...           | ...              | ...           | 395           | ...   |
| 1939 OR EARLIER . . . . .                | 2 094           | 957      | 1 024            | ...               | ...                  | ...           | ...           | ...           | ...              | ...           | 709           | ...   |
| *VALUE                                   |                 |          |                  |                   |                      |               |               |               |                  |               |               |   |
| OWNER OCCUPIED . . . . .                 | 1 561           | 302      | 1 049            | ...               | ...                  | ...           | ...           | ...           | ...              | ...           | 770           | ...   |
| LESS THAN \$5,000 . . . . .              | 301             | 35       | 166              | ...               | ...                  | ...           | ...           | ...           | ...              | ...           | 106           | ...   |
| \$5,000 TO \$9,900 . . . . .             | 977             | 146      | 737              | ...               | ...                  | ...           | ...           | ...           | ...              | ...           | 564           | ...   |
| \$10,000 TO \$14,900 . . . . .           | 227             | 101      | 110              | ...               | ...                  | ...           | ...           | ...           | ...              | ...           | 82            | ...   |
| \$15,000 TO \$19,900 . . . . .           | 44              | 16       | 28               | ...               | ...                  | ...           | ...           | ...           | ...              | ...           | 14            | ...   |
| \$20,000 TO \$24,900 . . . . .           | 8               | ...      | 8                | ...               | ...                  | ...           | ...           | ...           | ...              | ...           | 4             | ...   |
| \$25,000 OR MORE . . . . .               | 4               | 4        | ...              | ...               | ...                  | ...           | ...           | ...           | ...              | ...           | ...           | ...   |
| MEDIAN . . . . . DOLLARS . . . . .       | 7 300           | 9 000    | 7 300            | ...               | ...                  | ...           | ...           | ...           | ...              | ...           | 7 300         | ...   |
| *GROSS RENT                              |                 |          |                  |                   |                      |               |               |               |                  |               |               |   |
| RENTER OCCUPIED . . . . .                | 1 273           | 600      | 582              | ...               | ...                  | ...           | ...           | ...           | ...              | ...           | 445           | ...   |
| LESS THAN \$20 . . . . .                 | ...             | ...      | ...              | ...               | ...                  | ...           | ...           | ...           | ...              | ...           | ...           | ...   |
| \$20 TO \$39 . . . . .                   | 73              | 31       | 30               | ...               | ...                  | ...           | ...           | ...           | ...              | ...           | 21            | ...   |
| \$40 TO \$59 . . . . .                   | 457             | 154      | 270              | ...               | ...                  | ...           | ...           | ...           | ...              | ...           | 226           | ...   |
| \$60 TO \$79 . . . . .                   | 485             | 270      | 179              | ...               | ...                  | ...           | ...           | ...           | ...              | ...           | 133           | ...   |
| \$80 TO \$99 . . . . .                   | 182             | 103      | 76               | ...               | ...                  | ...           | ...           | ...           | ...              | ...           | 53            | ...   |
| \$100 OR MORE . . . . .                  | 51              | 28       | 23               | ...               | ...                  | ...           | ...           | ...           | ...              | ...           | 8             | ...   |
| NO CASH RENT . . . . .                   | 25              | 14       | 4                | ...               | ...                  | ...           | ...           | ...           | ...              | ...           | 4             | ...   |
| MEDIAN . . . . . DOLLARS . . . . .       | 64              | 68       | 59               | ...               | ...                  | ...           | ...           | ...           | ...              | ...           | 58            | ...   |

# CENSUS TRACTS IN MUSKEGON AND MUSKEGON HEIGHTS, MICH. AND ADJACENT AREA




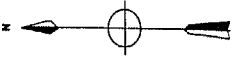
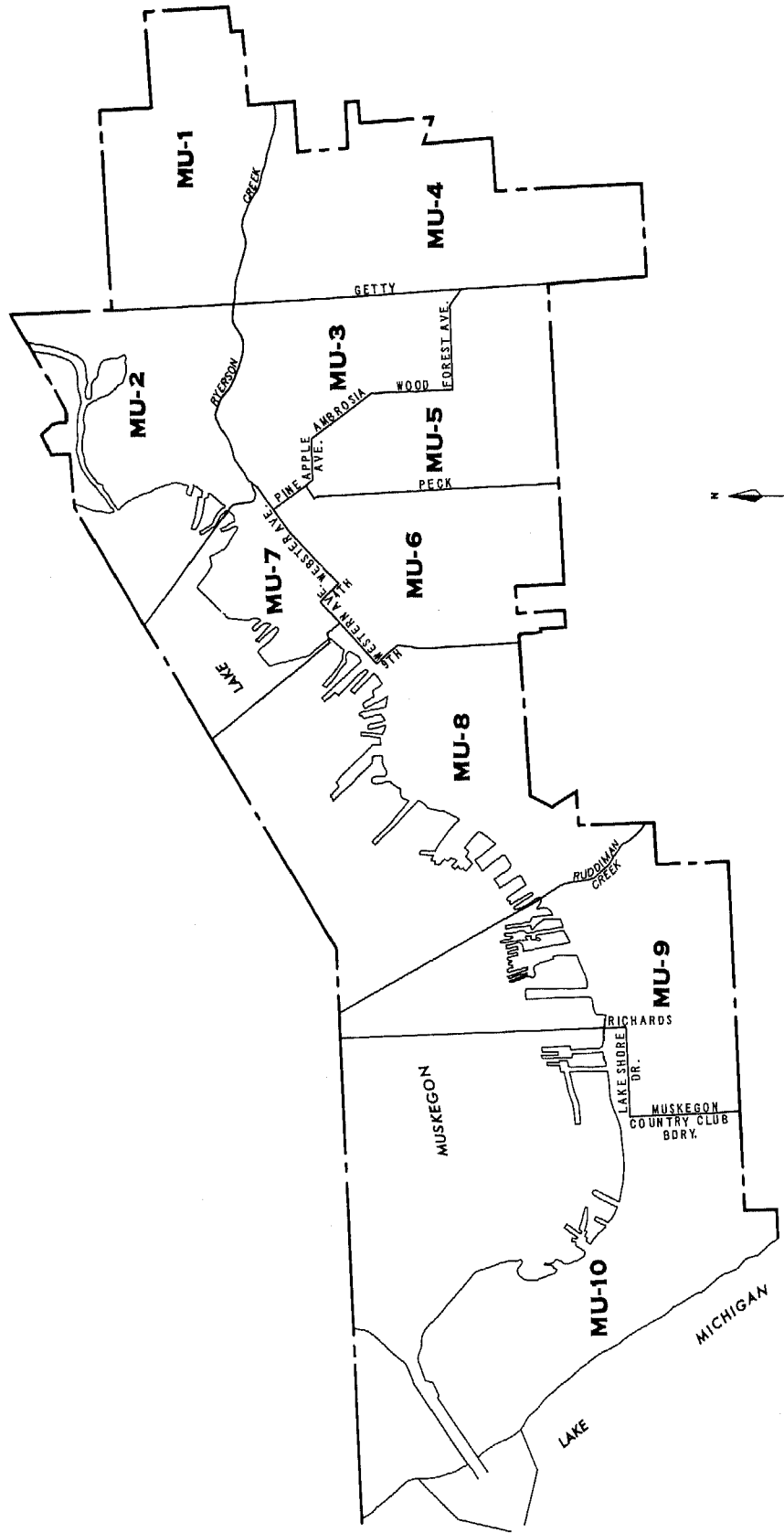
**Census Tract Boundaries:**

- County Line
- Corporate Limit Line
- Minor Civil Division Line
- Other Tract Lines



CENSUS TRACTS IN MUSKEGON AND MUSKEGON HEIGHTS, MICH. AND ADJACENT AREA

INSET A - MUSKEGON CITY



CENSUS TRACTS IN  
MUSKEGON AND MUSKEGON HEIGHTS, MICH. AND ADJACENT AREA  
INSET B - MUSKEGON HEIGHTS CITY

