


REFERENCE COPY

SERIES PC (2) FINAL REPORTS

SUBJECT REPORTS

- 8A Inmates of Institutions
- 8B Income of the Elderly Population
- 8C Veterans



UNITED STATES CENSUS OF POPULATION 1960

Inmates of Institutions



U.S. DEPARTMENT OF COMMERCE
BUREAU OF THE CENSUS

U.S. CENSUS OF POPULATION: 1960

Final Report PC(2)-8A

SUBJECT REPORTS

Inmates of Institutions

*Social and Economic Data for Inmates
by Area and Type of Institution*

Prepared under the supervision of
HOWARD G. BRUNSMAN, Chief
Population Division




U.S. DEPARTMENT OF COMMERCE

Luther H. Hodges, Secretary

BUREAU OF THE CENSUS

Richard M. Scammon, Director (From May 4, 1961)

Robert W. Burgess, Director (To March 3, 1961)





U.S. DEPARTMENT OF COMMERCE BUREAU OF THE CENSUS

RICHARD M. SCAMMON, *Director*

A. ROSS ECKLER, *Deputy Director*
HOWARD C. GRIEVES, *Assistant Director*
CONRAD TAEUBER, *Assistant Director*
MORRIS H. HANSEN, *Assistant Director for Research and Development*
CHARLES B. LAWRENCE, JR., *Assistant Director for Operations*
WALTER L. KEHRES, *Assistant Director for Administration*
CALVERT L. DEDRICK, *Chief, International Statistical Programs Office*
JOHN C. BAKER, *Public Information Officer*

Population Division—

HOWARD G. BRUNSMAN, *Chief*
HENRY S. SHRYOCK, JR., *Assistant Chief (Program Development)*
DAVID L. KAPLAN, *Assistant Chief (Methods Development)*
PAUL C. GLICK, *Assistant Chief (Demographic and Social Statistics Programs)*
MURRAY S. WEITZMAN, *Assistant Chief (Economic Statistics Programs)*

Demographic Operations Division—MORTON A. MEYER, *Chief*

Field Division—JEFFERSON D. McFEE, *Chief*

Geography Division—WILLIAM T. FAY, *Chief*

Statistical Methods Division—JOSEPH STEINBERG, *Chief*

Library of Congress Card Number: A61-9570

SUGGESTED CITATION

U.S. Bureau of the Census. *U.S. Census of Population: 1960.*
Subject Reports. Inmates of Institutions.
Final Report PC(2)-8A.
U.S. Government Printing Office, Washington, D.C., 1963.

For sale by the Superintendent of Documents, U.S. Government Printing Office, Washington 25, D.C.
or any of the Field Offices of the Department of Commerce - Price \$2.00.

PREFACE

This report presents statistics from the 1960 Census of Population on the characteristics of persons under care or custody in each of several types of institutions in the United States. Legal provision for this census, which was conducted as of April 1, 1960, was made in the Act of Congress of August 31, 1954 (amended August 1957), which codified Title 13 U.S. Code.

The major portion of the information compiled from the 1960 Census of Population appears in Volume I, Characteristics of the Population, which contains data for the United States, States and counties and their urban and rural parts, cities, minor civil divisions, etc. The present report is part of Volume II, Subject Reports, and is designated as PC(2)-8A. A summary description of all the final reports of the 1960 Population Census appears on page IV.

ACKNOWLEDGMENTS

A large number of persons participated in the various activities of the 1960 Census of Population. Primary responsibilities were exercised by many of the persons listed on the preceding page. Within the Population, Demographic Operations, Field, Geography, and Statistical Methods Divisions, most of the staff members worked on the program. Important contributions were also made by the staffs of the Administrative Service Division, Everett H. Burke, Chief; Budget and Management Division, Charles H. Alexander, Chief; Data Processing Systems Division, Robert F. Drury, Chief; Jeffersonville Census Operations Office, Robert D. Krook, Chief; Personnel Division, James P. Taff, Chief; and Statistical Research Division, William N. Hurwitz, Chief.

Paul C. Glick, Assistant Division Chief, and David M. Heer, assisted by Wilson H. Grabill, Chief, Robert Parke, Jr., and Gilbert R. Felton of the Family and Fertility Statistics Branch, Population Division, had the major responsibility for planning this report and developing its content. John C. Beresford provided liaison with the operations staff, Elizabeth A. Larmon assisted in the preparation of the introductory text, and Mildred M. Russell and Leah S. Anderson performed the technical editorial work. The procedures for compiling the data were devised by Patience Lauriat, Catherine M. Neafsey, George E. Turner, Denver K. Ingram, and Bernadette H. Marlow of the Demographic Operations Division. The sampling materials were prepared by Robert Hanson, Stanley M. Edelstein, and Anthony G. Turner of the Statistical Methods Division.

The census program was designed in consultation with a number of advisory committees and many individuals in order to maximize the usefulness of the data. Among the groups organized for this purpose were the Technical Advisory Committee for the 1960 Population Census, the Council of Population and Housing Census Users, and the Federal Agency Population and Housing Census Council (sponsored by the U.S. Bureau of the Budget). The persons who served with these groups represented a wide range of interest in the census program; their affiliations included universities, private industry, research organizations, labor groups, Federal agencies, State and local governments, and professional associations. Acknowledgment is made of the services rendered by the United States Public Health Service, the Veterans Administration, the Bureau of Prisons, and the Children's Bureau in providing lists of institutions and in the review of the definitions of types of institutions presented herein.

June 1963.

FINAL REPORTS OF THE 1960 CENSUS OF POPULATION

The final reports of the 1960 Population Census are arranged in four volumes and a joint Population-Housing series of census tract reports. For Volumes II, III, and IV, which remain to be published as of this date, the scheduled content is subject to change. The 1960 Population Census publication program also includes preliminary, advance, and supplementary reports, certain evaluation, procedural, and administrative reports, and graphic summaries. After publication, copies of all reports are available for examination or purchase at any U.S. Department of Commerce Field Office. For reports not yet issued, more detailed descriptions of content than those given below can be obtained from the Chief, Population Division, Bureau of the Census, Washington 25, D.C.

Certain types of unpublished statistics are available for the cost of preparing a copy of the data. Also, under certain conditions, special tabulations of the 1960 Census data can be prepared on a reimbursable basis. In addition, there are available for purchase magnetic tapes and punchcards containing 1960 Census information on the characteristics of a one-in-a-thousand and a one-in-ten-thousand sample of the population of the United States. Confidentiality of the information, as required by law, has been maintained by the omission of certain identification items. Further information about any of these materials can be obtained by writing to the Chief, Population Division, Bureau of the Census.

Volume I. Characteristics of the Population. This volume consists of separate reports for the United States, each of the 50 States, the District of Columbia, Puerto Rico, Guam, Virgin Islands, American Samoa, and Canal Zone. For each of these 57 areas, the data were first issued in four separate paper-bound "chapters," designated as PC(1)-A, B, C, and D. The four chapters for each area are now being assembled for issuance in a buckram-bound "part." The 57 chapters "A" have been assembled and issued in a buckram-bound edition, designated as Part A. (For Guam, Virgin Islands, American Samoa, and Canal Zone, the material normally contained chapters B, C, and D are included in chapter B.)

Series PC(1)-1A to 57A: Chapter A. Number of Inhabitants. These reports contain final population counts for States and counties and their urban and rural parts, and for standard metropolitan statistical areas, urbanized areas, all incorporated places, unincorporated places of 1,000 inhabitants or more, and minor civil divisions.

Series PC(1)-1B to 57B: Chapter B. General Population Characteristics. These reports present statistics on sex, age, marital status, color or race, and relationship to head of household for States and counties and their urban and rural parts, and for standard metropolitan statistical areas, urbanized areas, places of 1,000 inhabitants or more, and minor civil divisions.

Series PC(1)-1C to 53C: Chapter C. General Social and Economic Characteristics. These reports cover the subjects of nativity and parentage, State of birth, country of origin of the foreign stock, mother tongue, place of residence in 1955, year moved into present house, school enrollment by level and type, years of school completed, families and their composition, fertility, veteran status, employment status, weeks worked in 1959, year last worked, occupation group, industry group, class of worker, place of work, means of transportation to work, and income of persons and families. Each subject is shown for some or all of the following areas: States and counties and their urban, rural-nonfarm, and rural-farm parts, standard metropolitan statistical areas, urbanized areas, and urban places.

Series PC(1)-1D to 53D: Chapter D. Detailed Characteristics. These reports present most of the subjects covered in chapter C, above, cross-classified by age, color, and other characteristics. There is also included additional information on families, as well as data on single years of age, detailed occupation, and detailed industry. Each subject is shown for some or all of the following areas: States and their urban, rural-nonfarm, and rural-farm parts; and large counties, cities, and standard metropolitan statistical areas.

Volume I, Parts 1 to 57: Characteristics of the Population. This will consist of 57 parts--one for the United States, each of the 50 States, District of Columbia, Puerto Rico, Guam, Virgin Islands, American Samoa, and Canal Zone. Each part will consist of the data previously published in the four chapters A, B, C, and D, and will be in the form of a separate, buckram-bound book. Parts 54, 55, 56, and 57--for Guam, Virgin Islands, American Samoa, and Canal Zone, respectively--will be bound in a single book.

Volume I, Part A: Number of Inhabitants. This is a compendium of the 57 chapter A reports, i.e., PC(1)-1A to 57A.

Volume II (Series PC(2) reports). Subject Reports. Each report in this volume will concentrate on a particular subject. Detailed information and cross-relationships will generally be provided on a national and regional level; in a few reports data for States or standard metropolitan statistical areas will also be shown. Among the characteristics to be covered are national origin and race, fertility, families, marital status, migration, education, employment, unemployment, occupation, industry, and income. There will also be a report on the geographic distribution and characteristics of the institutional population.

Volume III (Series PC(3) reports). Selected Area Reports. This volume will contain three reports presenting, respectively, selected characteristics of the population (1) for State economic areas, and (2) according to the size of place where the individual resided, and (3) social and economic characteristics of Americans overseas.

Volume IV. Summary and Analytical Report. This report will present an analytical review of the results of the 1960 Census of Population for each major field.

Series PHC(1). Census Tract Reports. These reports present information on both population and housing subjects. There is one report for each of 180 tracted areas in the United States and Puerto Rico. The population subjects include age, race, marital status, country of origin of the foreign stock, relationship to head of household, school enrollment, years of school completed, place of residence in 1955, employment status, occupation group, industry group, place of work, means of transportation to work, and income of families, as well as certain characteristics of the nonwhite population in selected tracts. The housing subjects include tenure, color of head of household, vacancy status, condition and plumbing facilities, number of rooms, number of bathrooms, number of housing units in structure, year structure built, basement, heating equipment, number of persons in unit, persons per room, year household head moved into unit, automobiles available, value of property, and gross and contract rent, as well as certain characteristics of housing units with nonwhite household head for selected tracts. In addition, for selected tracts these reports contain data on certain population and housing subjects for persons of Puerto Rican birth or parentage and for white persons with Spanish surname. (This series is the same as the tract reports included in the publication program for the 1960 Census of Housing.)

CONTENTS

INTRODUCTION

	Page		Page
General.....	IX	Definitions and explanations--Continued	
Related reports.....	IX	School enrollment.....	XVI
Availability of unpublished data.....	IX	Years of school completed.....	XVI
Definitions and explanations.....	IX	Veteran status.....	XVI
Inmate of institution.....	X	Marital status.....	XVI
Type of institution.....	X	Year last worked.....	XVI
Median.....	XIV	Last occupation.....	XVI
Urban-rural residence.....	XIV	Collection and processing of data.....	XVII
Standard metropolitan statistical area.....	XIV	Collection of data.....	XVII
Counties.....	XV	Manual editing and coding.....	XVII
Urban places.....	XV	Electronic processing.....	XVII
Age.....	XV	Editing.....	XVII
Race and color.....	XV	Accuracy of the data.....	XVIII
Nativity and parentage.....	XV	Sample design and sampling variability.....	XVIII
Region of birth of the native population.....	XV	Sample design.....	XVIII
Puerto Rican birth.....	XV	Ratio estimation.....	XVIII
Year moved into institution.....	XV	Sampling variability.....	XIX
Residence in 1955.....	XV		

MAPS

Regions and geographic divisions of the United States.....	Page VII
Standard metropolitan statistical areas of the United States: 1960.....	VIII

TABLES

UNITED STATES		UNITED STATES--Continued	
Table	Page	Table	Page
1.--Inmates of institutions and inmates as percent of total population, by sex, for the United States, by regions, divisions, and States: 1960 and 1950.....	1	11.--Age of persons under custody in training schools for juvenile delinquents by type of control of school, color, and sex, and in detention homes and in diagnostic and reception centers by color and sex, for the United States: 1960.....	11
2.--Inmates of institutions and inmates as percent of total population, by color and sex, for the United States, by regions, divisions, and States: 1960.....	2	12.--Number of inmates, by type and size of institution, for the United States: 1960.....	12
3.--Age of inmates of institutions, by color and sex, for the United States, urban and rural nonfarm: 1960.....	3	13.--Number of institutions, by type and size, for the United States: 1960.....	13
4.--Age of persons under custody in correctional institutions, by type of control of institution, color, and sex, for the United States: 1960.....	4	14.--Number of inmates of institutions inside and outside standard metropolitan statistical areas, urban and rural, by age, color, and sex, for the United States: 1960.....	14
5.--Age of patients in mental hospitals and residential treatment centers, by type of control, color, and sex, for the United States: 1960.....	5	15.--Color and nativity of inmates of institutions and number of inmates of Puerto Rican birth, by age and sex, for the United States: 1960.....	16
6.--Age of patients in tuberculosis hospitals by type of control of hospital, color, and sex, and in chronic disease hospitals (except tuberculosis and mental) by color and sex, for the United States: 1960.....	6	16.--Race of nonwhite inmates of institutions, by age and sex, for the United States: 1960.....	16
7.--Age of persons receiving care in homes for the aged and dependent, by type of control of home, known presence of nursing care, color, and sex, for the United States: 1960.....	7	17.--Marital status of inmates of institutions 14 years old and over, by age, color, and sex, for the United States: 1960.....	16
8.--Age of persons receiving care in homes and schools for the mentally handicapped, by type of control of home or school, color, and sex, for the United States: 1960.....	9	18.--Region of residence of inmates of institutions, by region of birth, age, color, and sex, for the United States: 1960.....	17
9.--Age of persons receiving care in homes and schools for the physically handicapped, by type of disability for which care provided, type of control, color, and sex, for the United States: 1960.....	10	19.--Number of inmates of institutions, by year moved into institution, age, color, and sex, for the United States: 1960.....	18
10.--Age of persons receiving care in homes for dependent and neglected children by type of control of home, color, and sex, and in homes for unwed mothers by color and sex, for the United States: 1960.....	11	20.--Mobility status of inmates of institutions 5 years old and over, by age, color, and sex, for the United States: 1960.....	18
		21.--School enrollment of inmates of institutions 5 to 34 years old, by age, color, and sex, for the United States: 1960.....	19

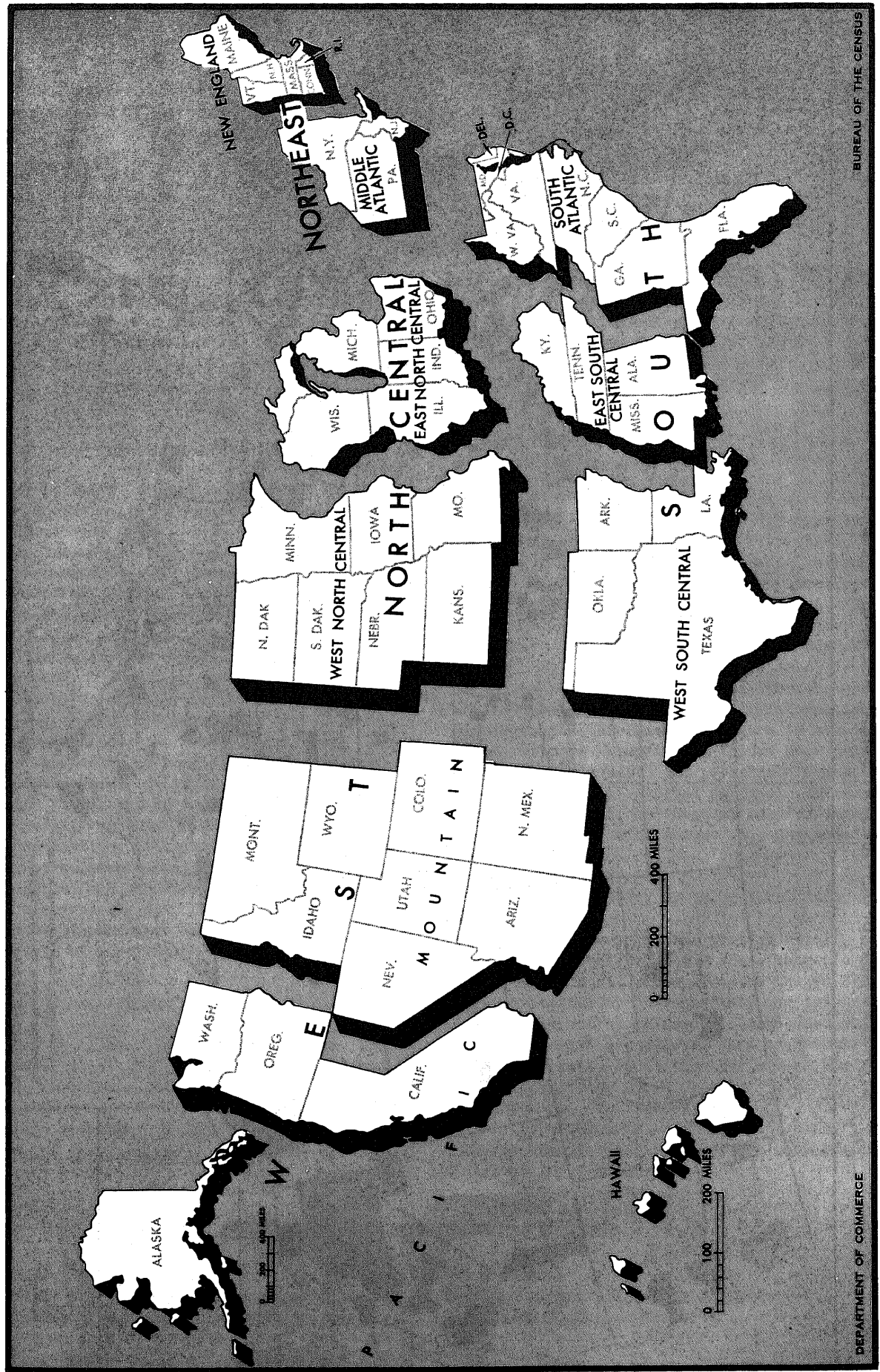
CONTENTS

UNITED STATES--Continued		STATES--Continued	
Table	Page	Table	Page
22.--Years of school completed by inmates of institutions 25 years old and over, by age, color, and sex, for the United States: 1960.....	19	38.--Age of persons receiving care in homes and schools for the mentally handicapped, by type of control of home or school, color, and sex, for States: 1960.....	161
23.--Year last worked for inmates of institutions 14 years old and over, and last major occupation group of those employed in 1950 or later, by age, color, and sex, for the United States: 1960.....	20	39.--Age of persons receiving care in homes and schools for the physically handicapped, by type of control of home or school, color, and sex, for States: 1960.....	174
24.--Period of service of male inmates of institutions who are veterans of the Armed Forces, by age, color, and selected type of institution, for the United States: 1960.....	20	40.--Age of persons receiving care in homes for dependent and neglected children by type of control of home, color, and sex, and in homes for unwed mothers by color and sex, for States: 1960.....	185
25.--Characteristics of persons under custody in correctional institutions, by type of control of institution, age, and sex, for the United States: 1960.....	21	41.--Age of persons under custody in training schools for juvenile delinquents by type of control of school, color, and sex, and in detention homes and in diagnostic and reception centers by color and sex, for States: 1960.....	198
26.--Characteristics of patients in mental hospitals by type of control of hospital, age, and sex, and in residential treatment centers by age and sex, for the United States: 1960.....	25	STANDARD METROPOLITAN STATISTICAL AREAS	
27.--Characteristics of patients in tuberculosis hospitals by type of control of hospital, age, and sex, and in chronic disease hospitals (except tuberculosis and mental) by age and sex, for the United States: 1960..	30	42.--Inmates of institutions, by type of institution, for standard metropolitan statistical areas of 500,000 or more: 1960.....	219
28.--Characteristics of persons receiving care in homes for the aged and dependent, by type of control of home, known presence of nursing care, age, and sex, for the United States: 1960.....	33	43.--Age of inmates of institutions, by color and sex, for standard metropolitan statistical areas of 500,000 or more: 1960.....	221
29.--Characteristics of persons receiving care in homes and schools for the mentally handicapped, by type of control of home or school, age, and sex, for the United States: 1960.....	38	44.--Age of persons under custody in correctional institutions, by color and sex, for standard metropolitan statistical areas of 500,000 or more: 1960.....	225
30.--Characteristics of persons receiving care in homes and schools for the physically handicapped, by type of control of home or school, age, and sex, for the United States: 1960.....	41	45.--Age of patients in mental hospitals and residential treatment centers, by color and sex, for standard metropolitan statistical areas of 500,000 or more: 1960.....	229
31.--Characteristics of persons receiving care in homes for dependent and neglected children by type of control of home, age, and sex, and in homes for unwed mothers by age and sex, for the United States: 1960.....	44	46.--Age of patients in tuberculosis and chronic disease hospitals (except tuberculosis and mental), by color and sex, for standard metropolitan statistical areas of 500,000 or more: 1960.....	233
32.--Characteristics of persons under custody in training schools for juvenile delinquents by type of control of school, age, and sex, and in detention homes and in diagnostic and reception centers by age and sex, for the United States: 1960.....	47	47.--Age of persons receiving care in homes for the aged and dependent, by color and sex, for standard metropolitan statistical areas of 500,000 or more: 1960.....	237
STATES		48.--Age of persons receiving care in homes and schools for the mentally handicapped, by color and sex, for standard metropolitan statistical areas of 500,000 or more: 1960.....	241
33.--Age of inmates of institutions, by color and sex, for States, urban and rural nonfarm: 1960.....	49	49.--Age of persons receiving care in homes and schools for the physically handicapped, by color and sex, for standard metropolitan statistical areas of 500,000 or more: 1960.....	245
34.--Age of persons under custody in correctional institutions, by type of control of institution, color, and sex, for States: 1960.....	66	50.--Age of persons receiving care in homes for dependent and neglected children, and in homes for unwed mothers, by color and sex, for standard metropolitan statistical areas of 500,000 or more: 1960.....	249
35.--Age of patients in mental hospitals by type of control of hospital, color, and sex, and in residential treatment centers by color and sex, for States: 1960.....	83	51.--Age of persons under custody in training schools for juvenile delinquents, and in detention homes and diagnostic and reception centers, by color and sex, for standard metropolitan statistical areas of 500,000 or more: 1960.....	253
36.--Age of patients in tuberculosis hospitals by type of control of hospital, color, and sex, and in chronic disease hospitals (except tuberculosis and mental) by color and sex, for States: 1960.....	109	SELECTED COUNTIES AND URBAN PLACES	
37.--Age of persons receiving care in homes for the aged and dependent, by type of control of home, known presence of nursing care, color, and sex, for States: 1960....	135	52.--Inmates of institutions, by major type of institution, color, and sex, for selected counties and urban places with 1,000 or more inmates: 1960.....	257

APPENDIX

Table	Page
A-1.--Percent of nonresponse and allocation for selected characteristics of inmates of institutions, by major type of institution, for the United States: 1960.....	301
A-2.--Persons erroneously excluded from the inmate population, by area, type of institution, age, color, and sex: 1960.....	302
A-3.--Inmates misclassified as to type of institution, by area, correct institution type, nature of misclassification, age, color, and sex: 1960.....	303

REGIONS AND GEOGRAPHIC DIVISIONS OF THE UNITED STATES



STANDARD METROPOLITAN STATISTICAL AREAS OF THE UNITED STATES: 1960

