

GENERAL HOUSING CHARACTERISTICS **Oklahoma**

[Page numbers listed here omit the State prefix number which appears as part of the page number for each page. The prefix for this State is 38]

|  | page |
|--|------|
| <b>MAPS</b>  |      |
| The State—Counties, Standard Metropolitan Statistical Areas, and Selected Places | 3    |
| Urbanized Areas  | 63   |

|               |   |   |
|---------------|---|---|
| <b>CHARTS</b> | Housing Units: 1940 to 1970                     | 4 |
|               | Tenure: 1970                                    | 4 |
|               | Characteristics of Occupied Housing Units: 1970 | 5 |
|               | Vacant Housing Units: 1970 and 1960             | 5 |

| TABLE |   | page |
|-------|---|------|
| 1     | Summary Characteristics for Areas and Places: 1970  | 7    |
| 2     | Occupancy, Plumbing, and Structural Characteristics for the State: 1970   | 8    |
| 3     | Utilization Characteristics for the State: 1970   | 9    |
| 4     | Financial Characteristics for the State: 1970   | 10   |
| 5     | Summary Characteristics of Housing Units With Negro Head of Household for Areas and Places: 1970                      | 11   |
| 6     | Occupancy, Plumbing, and Financial Characteristics of Housing Units With Negro Head of Household, for the State: 1970 | 12   |
| 7     | Utilization Characteristics of Housing Units With Negro Head of Household, for the State: 1970                        | 13   |
| 8     | Occupancy, Plumbing, and Structural Characteristics for Areas and Places: 1970  | 14   |

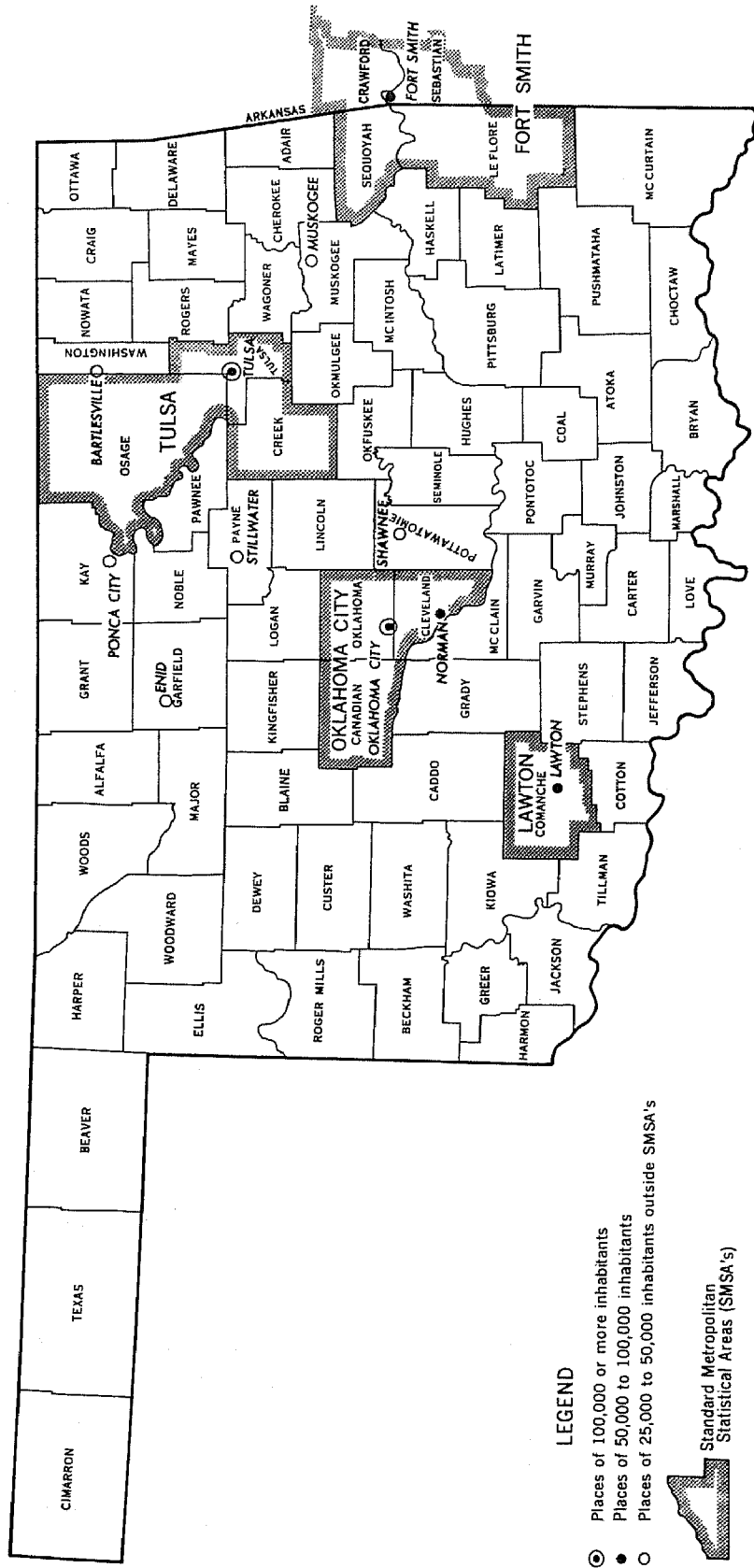
| TABLE |  | page |
|-------|--|------|
| 9     | Utilization Characteristics for Areas and Places: 1970   | 16   |
| 10    | Financial Characteristics for Areas and Places: 1970   | 18   |
| 11    | Occupancy, Plumbing, and Financial Characteristics of Housing Units With Negro Head of Household, for Areas and Places: 1970   | 20   |
| 12    | Utilization Characteristics of Housing Units With Negro Head of Household, for Areas and Places: 1970                          | 22   |
| 13    | Occupancy, Plumbing, and Structural Characteristics for Standard Metropolitan Statistical Areas and Constituent Counties: 1970 | 24   |
| 14    | Utilization Characteristics for Standard Metropolitan Statistical Areas and Constituent Counties: 1970                         | 26   |
| 15    | Financial Characteristics for Standard Metropolitan Statistical Areas and Constituent Counties: 1970                           | 28   |

CONTENTS—Continued

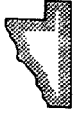
| TABLE  | page | TABLE   | page |
|--|------|---|------|
| 16   | 30   | 24  | 50   |
| Occupancy, Plumbing, and Financial Characteristics of Housing Units With Negro Head of Household, for Standard Metropolitan Statistical Areas and Constituent Counties: 1970 |      | Financial Characteristics for Places of 2,500 to 10,000 Inhabitants: 1970   |      |
| 17   | 32   | 25  | 53   |
| Utilization Characteristics of Housing Units With Negro Head of Household, for Standard Metropolitan Statistical Areas and Constituent Counties: 1970                        |      | Occupancy, Utilization, and Plumbing Characteristics of Housing Units With Negro Head of Household, for Places of 2,500 to 10,000 Inhabitants: 1970 |      |
| 18   | 34   | 26  | 54   |
| Occupancy, Plumbing, and Structural Characteristics for Places of 10,000 to 50,000 Inhabitants: 1970   |      | Financial Characteristics of Housing Units With Negro Head of Household, for Places of 2,500 to 10,000 Inhabitants: 1970                            |      |
| 19   | 36   | 27  | 55   |
| Utilization Characteristics for Places of 10,000 to 50,000 Inhabitants: 1970   |      | Selected Characteristics for Places of 1,000 to 2,500 Inhabitants: 1970   |      |
| 20   | 38   | 28  | 56   |
| Financial Characteristics for Places of 10,000 to 50,000 Inhabitants: 1970   |      | Selected Characteristics of Housing Units With Negro Head of Household, for Places of 1,000 to 2,500 Inhabitants: 1970                              |      |
| 21   | 40   | 29  | 57   |
| Occupancy, Plumbing, and Financial Characteristics of Housing Units With Negro Head of Household, for Places of 10,000 to 50,000 Inhabitants: 1970                           |      | Selected Characteristics for Counties: 1970   |      |
| 22   | 42   | 30  | 58   |
| Utilization Characteristics of Housing Units With Negro Head of Household, for Places of 10,000 to 50,000 Inhabitants: 1970  |      | Selected Characteristics of Housing Units With Negro Head of Household, for Counties: 1970  |      |
| 23   | 44   | A-1   | 59   |
| Occupancy, Utilization, and Plumbing Characteristics for Places of 2,500 to 10,000 Inhabitants: 1970   |      | Computer Allocation Rates for Nonresponse or Inconsistency for the State: 1970  |      |
|  |      | A-2   | 60   |
|  |      | Computer Allocation Rates for Nonresponse or Inconsistency for Areas and Places: 1970   |      |
|  |      | A-3   | 62   |
|  |      | Computer Allocation Rates for Nonresponse or Inconsistency for Counties: 1970   |      |

# OKLAHOMA

## Counties, Standard Metropolitan Statistical Areas, and Selected Places



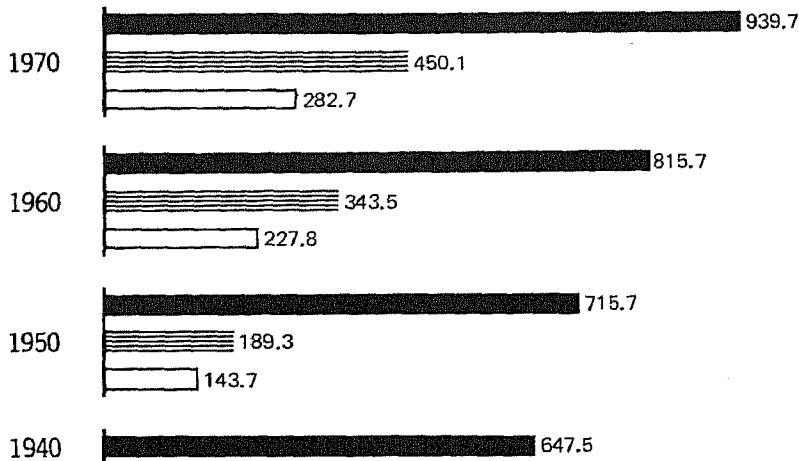
### LEGEND

- Places of 100,000 or more inhabitants
- Places of 50,000 to 100,000 inhabitants
- Places of 25,000 to 50,000 inhabitants outside SMSA's
-  Standard Metropolitan Statistical Areas (SMSA's)

# Housing Units: 1940 to 1970

NUMBER IN THOUSANDS

■ TOTAL    ▨ SMSA's    □ CENTRAL CITIES  
(SMSA's=Standard Metropolitan Statistical Areas)

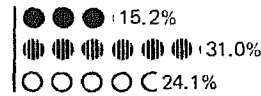


PERCENT CHANGE

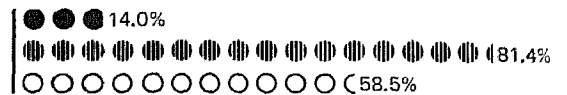
EACH CIRCLE = 5%

● TOTAL    ▨ SMSA's    ○ CENTRAL CITIES

1960-1970



1950-1960



1940-1950



## Tenure: 1970

NUMBER OF OCCUPIED HOUSING UNITS  
 IN THOUSANDS

PERCENT OF OCCUPIED HOUSING UNITS  
 EACH SQUARE = 5%    ■ OWNER    ▨ RENTER

ALL OCCUPIED UNITS



Inside SMSA's




Outside SMSA's



NEGRO OCCUPIED UNITS



Inside SMSA's



Outside SMSA's

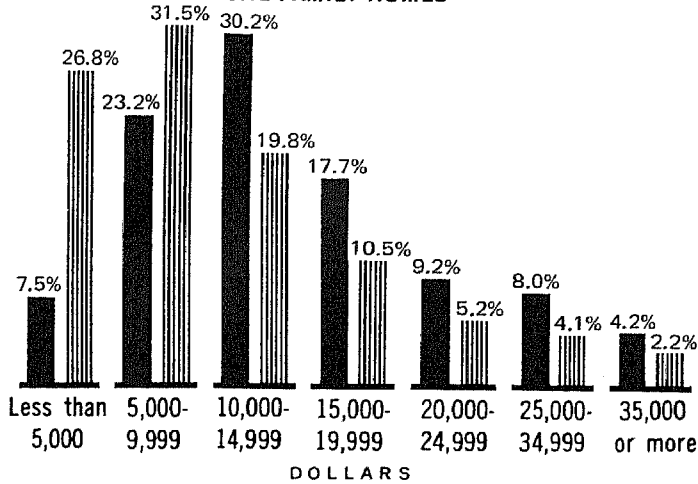




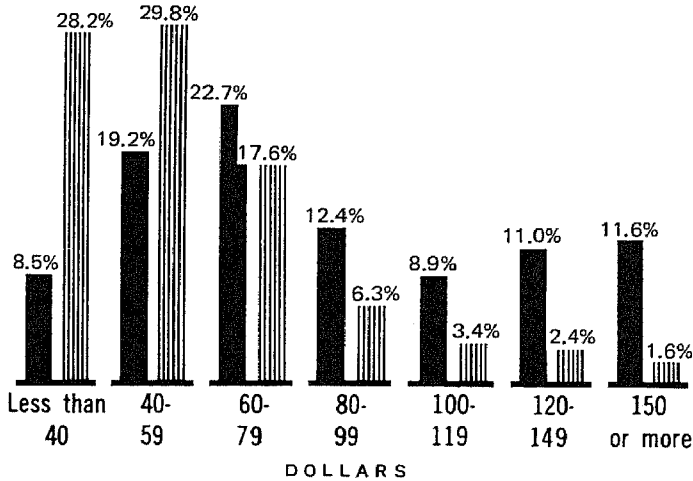
# Occupied Housing Units: 1970

■ **INSIDE SMSA's**    ▨ **OUTSIDE SMSA's**  
 (SMSA's=Standard Metropolitan Statistical Areas)

## VALUE: Percent Distribution OWNER OCCUPIED ONE-FAMILY HOMES




## CONTRACT RENT: Percent Distribution RENTER OCCUPIED




## PLUMBING FACILITIES AND PERSONS PER ROOM: Percent

- Lacking Some or All Plumbing Facilities
- ▨ Lacking Some or All Plumbing Facilities, With More Than 1 Person per Room
- With All Plumbing Facilities and With More Than 1 Person per Room


### TOTAL




### OWNER



### RENTER




### NEGRO




# Vacant Housing Units: 1970 and 1960

**VACANCY RATES**    ▨ HOMEOWNER VACANCY RATE    ← RENTAL VACANCY RATE

### Inside SMSA's



### Outside SMSA's



**CORRECTION NOTE**

The official 1970 population and housing unit counts for Oklahoma are 2,559,253 and 939,591, respectively. These figures differ from the figures of 2,559,229 and 939,681 shown in the tables of this report; the corrections result from errors found after the tabulations were completed. The tables have not been revised to reflect either these corrections or the corrections listed below for places of 1,000 or more inhabitants and for counties (or for the larger areas of which they are a part).

|                       | 1970 population           |           | 1970 housing units        |           |
|-----------------------|---------------------------|-----------|---------------------------|-----------|
|                       | As shown in<br>the tables | Corrected | As shown in<br>the tables | Corrected |
| Bethany city.....     | 21,785                    | 22,694    | 6,871                     | 7,129     |
| Enid city.....        | 44,008                    | 44,986    | 16,701                    | 16,931    |
| Midwest City city.... | 48,114                    | 48,212    | 15,714                    | 15,747    |
| Oklahoma City city... | 366,481                   | 368,377   | 138,447                   | 139,120   |
| Sand Springs city.... | 11,519                    | 10,565    | 4,016                     | 3,696     |
| Spencer town.....     | 3,603                     | 3,714     | 1,064                     | 1,096     |
| Tulsa city.....       | 331,638                   | 330,350   | 121,877                   | 121,362   |
| Valley Brook town.... | 2,869                     | 1,137     | 882                       | 347       |
| Westport town.....    | ( <sup>1</sup> )          | 1,189     | ( <sup>1</sup> )          | 456       |
| Wilburton city.....   | 2,280                     | 2,504     | 888                       | 969       |
| Woodward city.....    | 8,710                     | 9,412     | 3,384                     | 3,585     |
| Garfield County.....  | 55,365                    | 56,343    | 20,755                    | 20,985    |
| Oklahoma County.....  | 526,805                   | 527,717   | 189,886                   | 190,162   |
| Tulsa County.....     | 401,663                   | 399,982   | 143,792                   | 143,161   |
| Washington County.... | 42,277                    | 42,302    | 16,181                    | 16,189    |

<sup>1</sup>Not shown separately.

Table 1. Summary Characteristics for Areas and Places: 1970

[For minimum base for derived figures (percent, median, etc.) and meaning of symbols, see text]

**The State  
Standard Metropolitan  
Statistical Areas  
Places of 10,000  
Inhabitants or More**

|  | Total population | Total housing units | Year-round housing units |                        |         |   | Occupied housing units |                          |                |                              |         |                              |                                | Vacancy rate                            |            |        |
|--|------------------|---------------------|--------------------------|------------------------|---------|---|------------------------|--------------------------|----------------|------------------------------|---------|------------------------------|--------------------------------|---|------------|--------|
|  |                  |                     | Total                    | Median number of rooms | Percent |   | Total                  | Median number of persons | Owner occupied | With Negro head of household | Percent |                              | Owner - Median value (dollars) | Renter - Median contract rent (dollars) | Home-owner | Rental |
|  |                  |                     |                          |                        | Total   | Lacking same or all plumbing facilities |                        |                          |                |                              | Total   | With all plumbing facilities |                                |   |            |        |
|  |                  |                     |                          |                        |         |   |                        |                          |                |                              |         |                              |                                |   |            |        |
| <b>The State</b> .....                         | 2 559 229        | 939 681             | 937 640                  | 4.9                    | 85.1    | 7.1                                     | 850 803                | 2.4                      | 69.2           | 5.8                          | 7.3     | 6.2                          | 11 100                         | 64                                      | 1.8        | 11.9   |
| Urban .....                                    | 1 740 137        | 633 277             | 632 952                  | 4.9                    | 81.2    | 3.0                                     | 583 370                | 2.4                      | 66.6           | 7.0                          | 6.1     | 5.8                          | 12 200                         | 69                                      | 2.0        | 12.2   |
| Rural .....                                    | 819 092          | 306 404             | 304 688                  | 4.8                    | 93.0    | 15.6                                    | 267 433                | 2.5                      | 75.0           | 3.2                          | 9.9     | 7.1                          | 6 700                          | 42                                      | 1.2        | 11.1   |
| Inside SMSA's .....                            | 1 281 485        | 450 051             | 449 690                  | 4.9                    | 80.4    | 3.7                                     | 416 250                | 2.6                      | 67.4           | 7.3                          | 6.8     | 6.3                          | 13 000                         | 77                                      | 1.8        | 11.9   |
| In central cities .....                        | 761 540          | 282 696             | 282 398                  | 4.9                    | 76.4    | 2.3                                     | 259 951                | 2.5                      | 64.6           | 10.5                         | 6.1     | 5.9                          | 13 600                         | 79                                      | 1.9        | 13.4   |
| Not in central cities .....                    | 519 945          | 167 355             | 167 092                  | 4.9                    | 87.1    | 6.0                                     | 156 299                | 2.8                      | 72.0           | 2.0                          | 8.0     | 6.9                          | 12 000                         | 70                                      | 1.7        | 8.4    |
| Outside SMSA's .....                           | 1 277 744        | 489 630             | 487 950                  | 4.8                    | 89.4    | 10.2                                    | 434 553                | 2.4                      | 71.0           | 4.4                          | 7.7     | 6.1                          | 8 500                          | 50                                      | 1.7        | 12.0   |
| <b>STANDARD METROPOLITAN STATISTICAL AREAS</b> |                  |                     |                          |                        |         |   |                        |                          |                |                              |         |                              |                                |   |            |        |
| Fort Smith, Ark.-Okla. ....                    | 160 421          | 56 920              | 56 901                   | 4.8                    | 87.9    | 12.6                                    | 52 589                 | 2.5                      | 70.1           | 3.7                          | 9.9     | 7.3                          | 9 500                          | 51                                      | 1.7        | 8.6    |
| Lawton .....                                   | 108 144          | 31 864              | 31 814                   | 4.8                    | 77.3    | 2.9                                     | 28 827                 | 2.8                      | 57.5           | 8.8                          | 8.9     | 8.5                          | 13 500                         | 89                                      | 2.8        | 12.6   |
| Oklahoma City .....                            | 640 889          | 226 936             | 226 868                  | 4.9                    | 79.8    | 2.6                                     | 210 102                | 2.5                      | 67.7           | 7.4                          | 6.6     | 6.3                          | 13 300                         | 77                                      | 1.9        | 11.5   |
| Tulsa .....                                    | 476 945          | 171 833             | 171 595                  | 5.0                    | 80.3    | 3.5                                     | 159 476                | 2.6                      | 68.3           | 7.4                          | 6.1     | 5.6                          | 13 000                         | 77                                      | 1.6        | 12.5   |
| <b>PLACES OF 10,000 INHABITANTS OR MORE</b>    |                  |                     |                          |                        |         |   |                        |                          |                |                              |         |                              |                                |   |            |        |
| Ada .....                                      | 14 859           | 6 112               | 6 111                    | 4.8                    | 82.0    | 3.1                                     | 5 595                  | 2.1                      | 60.5           | 3.2                          | 3.6     | 3.3                          | 10 000                         | 49                                      | 2.3        | 11.6   |
| Altus .....                                    | 23 302           | 7 449               | 7 448                    | 4.7                    | 83.5    | 3.2                                     | 6 974                  | 2.8                      | 54.9           | 8.6                          | 10.0    | 9.7                          | 11 100                         | 69                                      | 2.2        | 5.3    |
| Ardmore .....                                  | 20 881           | 8 277               | 8 277                    | 4.9                    | 87.7    | 4.1                                     | 7 535                  | 2.3                      | 67.6           | 10.0                         | 6.3     | 6.1                          | 9 900                          | 54                                      | 2.0        | 13.3   |
| Bartlesville .....                             | 29 683           | 11 633              | 11 633                   | 5.2                    | 86.3    | 3.6                                     | 10 414                 | 2.5                      | 73.2           | 2.8                          | 3.2     | 3.1                          | 14 200                         | 68                                      | 4.2        | 16.9   |
| Bethany .....                                  | 21 785           | 6 871               | 6 871                    | 4.9                    | 81.0    | 0.7                                     | 6 476                  | 3.0                      | 70.7           | -                            | 5.3     | 5.3                          | 15 500                         | 90                                      | 1.0        | 11.5   |
| Broken Arrow .....                             | 11 787           | 3 681               | 3 681                    | 5.2                    | 91.3    | 1.5                                     | 3 550                  | 3.1                      | 75.7           | -                            | 6.1     | 5.9                          | 14 900                         | 79                                      | 1.8        | 4.1    |
| Chickasha .....                                | 14 194           | 5 558               | 5 555                    | 4.9                    | 89.3    | 4.2                                     | 5 143                  | 2.2                      | 68.4           | 7.9                          | 6.6     | 6.3                          | 8 400                          | 52                                      | 1.6        | 11.2   |
| Del City .....                                 | 27 133           | 8 416               | 8 415                    | 5.0                    | 90.9    | 0.3                                     | 8 140                  | 3.2                      | 82.5           | 0.4                          | 7.2     | 7.2                          | 13 200                         | 111                                     | 1.7        | 5.5    |
| Duncan .....                                   | 19 718           | 7 854               | 7 851                    | 4.8                    | 92.8    | 1.5                                     | 7 143                  | 2.3                      | 74.5           | 3.1                          | 5.1     | 5.0                          | 10 100                         | 55                                      | 3.7        | 11.2   |
| Durant .....                                   | 11 118           | 4 424               | 4 423                    | 4.5                    | 80.6    | 3.6                                     | 4 135                  | 2.2                      | 54.1           | 0.1                          | 5.7     | 5.4                          | 8 700                          | 49                                      | 0.9        | 7.0    |
| Edmond .....                                   | 16 633           | 5 458               | 5 456                    | 4.9                    | 74.9    | 1.2                                     | 5 131                  | 2.6                      | 67.4           | 0.2                          | 4.7     | 4.7                          | 15 900                         | 85                                      | 1.4        | 9.7    |
| El Reno .....                                  | 14 510           | 5 047               | 5 044                    | 5.0                    | 89.5    | 4.6                                     | 4 684                  | 2.3                      | 70.1           | 5.3                          | 5.6     | 5.1                          | 9 600                          | 55                                      | 1.5        | 8.8    |
| Enid .....                                     | 44 008           | 16 701              | 16 693                   | 4.8                    | 82.1    | 2.5                                     | 15 348                 | 2.3                      | 69.7           | 3.8                          | 5.5     | 5.3                          | 12 000                         | 68                                      | 2.1        | 13.5   |
| Fort Sill (U) .....                            | 21 217           | 1 382               | 1 382                    | 5.3                    | 31.8    | 0.7                                     | 1 368                  | 4.2                      | 0.1            | 14.6                         | 12.7    | 12.6                         | ...                            | 117                                     | -          | 0.9    |
| Lawton .....                                   | 74 470           | 25 954              | 25 935                   | 4.8                    | 77.3    | 1.8                                     | 23 541                 | 2.7                      | 58.1           | 9.9                          | 8.4     | 8.2                          | 14 000                         | 90                                      | 2.9        | 13.6   |
| McAlester .....                                | 18 802           | 6 708               | 6 707                    | 4.9                    | 84.0    | 5.9                                     | 5 942                  | 2.3                      | 70.4           | 7.3                          | 6.3     | 5.7                          | 10 100                         | 54                                      | 2.4        | 17.4   |
| Miami .....                                    | 13 880           | 5 105               | 5 105                    | 4.9                    | 87.6    | 4.2                                     | 4 799                  | 2.3                      | 69.5           | -                            | 4.7     | 4.5                          | 10 400                         | 54                                      | 1.5        | 7.1    |
| Midwest City .....                             | 48 114           | 15 714              | 15 712                   | 4.9                    | 86.6    | 0.8                                     | 14 794                 | 3.0                      | 73.5           | 0.4                          | 8.2     | 8.1                          | 12 700                         | 87                                      | 2.3        | 11.4   |
| Moore .....                                    | 18 761           | 5 441               | 5 440                    | 5.1                    | 92.4    | 1.0                                     | 5 155                  | 3.6                      | 83.9           | -                            | 8.8     | 8.7                          | 12 400                         | 106                                     | 3.8        | 6.1    |
| Muskogee .....                                 | 37 331           | 14 443              | 14 441                   | 4.9                    | 81.9    | 5.6                                     | 13 289                 | 2.3                      | 66.7           | 17.1                         | 5.9     | 5.3                          | 9 700                          | 56                                      | 1.5        | 12.3   |
| Norman .....                                   | 52 117           | 16 784              | 16 780                   | 4.8                    | 70.3    | 1.7                                     | 15 755                 | 2.4                      | 55.4           | 0.6                          | 4.2     | 4.0                          | 15 400                         | 91                                      | 2.3        | 6.7    |
| Oklahoma City .....                            | 366 481          | 138 447             | 138 398                  | 4.9                    | 74.3    | 2.8                                     | 126 954                | 2.4                      | 64.5           | 11.4                         | 6.7     | 6.4                          | 12 900                         | 72                                      | 1.9        | 13.1   |
| Okmulgee .....                                 | 15 180           | 6 004               | 5 995                    | 4.9                    | 80.9    | 6.3                                     | 5 181                  | 2.2                      | 66.1           | 18.3                         | 6.7     | 6.0                          | 7 500                          | 49                                      | 2.0        | 23.8   |
| Ponca City .....                               | 25 940           | 10 176              | 10 172                   | 5.1                    | 87.7    | 1.1                                     | 9 296                  | 2.4                      | 72.0           | 2.5                          | 3.9     | 3.9                          | 14 300                         | 62                                      | 2.3        | 14.7   |
| Sand Springs .....                             | 11 519           | 4 016               | 4 016                    | 5.0                    | 87.1    | 3.3                                     | 3 783                  | 2.7                      | 69.4           | 3.6                          | 6.8     | 6.6                          | 11 900                         | 62                                      | 2.6        | 8.4    |
| Sapulpa .....                                  | 15 159           | 5 547               | 5 546                    | 4.9                    | 88.7    | 8.0                                     | 5 272                  | 2.4                      | 68.8           | 7.0                          | 7.5     | 6.5                          | 9 900                          | 61                                      | 1.0        | 7.8    |
| Shownee .....                                  | 25 075           | 9 556               | 9 405                    | 4.9                    | 87.7    | 3.3                                     | 8 737                  | 2.2                      | 71.1           | 2.5                          | 4.6     | 4.3                          | 8 800                          | 52                                      | 2.5        | 9.8    |
| Stillwater .....                               | 31 126           | 9 843               | 9 840                    | 4.4                    | 60.8    | 2.8                                     | 9 220                  | 2.3                      | 45.4           | 2.3                          | 3.5     | 3.3                          | 17 300                         | 87                                      | 2.0        | 6.8    |
| The Village .....                              | 13 695           | 4 335               | 4 335                    | 5.4                    | 98.0    | 0.1                                     | 4 226                  | 3.1                      | 82.9           | -                            | 3.3     | 3.3                          | 16 600                         | 117                                     | 1.8        | 2.2    |
| Tulsa .....                                    | 331 638          | 121 877             | 121 845                  | 5.1                    | 76.7    | 2.0                                     | 112 792                | 2.5                      | 66.3           | 9.4                          | 5.1     | 4.9                          | 14 400                         | 86                                      | 1.7        | 13.6   |

Table 2. **Occupancy, Plumbing, and Structural Characteristics for the State: 1970**

[For minimum base for derived figures (percent, median, etc.) and meaning of symbols, see text]

| The State<br>Inside and Outside Standard<br>Metropolitan Statistical Areas<br>Urban and Rural | The State |                  |                   |           |         | The State—Percent distribution |                  |                   |       |       |
|---|-----------|------------------|-------------------|-----------|---------|--------------------------------|------------------|-------------------|-------|-------|
|   | Total     | Inside<br>SMSA's | Outside<br>SMSA's | Urban     | Rural   | Total                          | Inside<br>SMSA's | Outside<br>SMSA's | Urban | Rural |
| Total population.....   | 2 559 229 | 1 281 485        | 1 277 744         | 1 740 137 | 819 092 | ...                            | ...              | ...               | ...   | ...   |
| All housing units   | 939 681   | 450 051          | 489 630           | 633 277   | 306 404 | 100.0                          | 100.0            | 100.0             | 100.0 | 100.0 |
| Vacant—seasonal and migratory .....   | 2 041     | 361              | 1 680             | 325       | 1 716   | 0.2                            | 0.1              | 0.3               | 0.1   | 0.6   |
| All year-round housing units .....  | 937 640   | 449 690          | 487 950           | 632 952   | 304 688 | 100.0                          | 100.0            | 100.0             | 100.0 | 100.0 |
| <b>POPULATION</b>   |           |                  |                   |           |         |                                |                  |                   |       |       |
| Population in housing units, 1970   | 2 467 592 | 1 238 134        | 1 229 458         | 1 663 306 | 804 286 | ...                            | ...              | ...               | ...   | ...   |
| Per occupied unit.....  | 2.9       | 3.0              | 2.8               | 2.9       | 3.0     | ...                            | ...              | ...               | ...   | ...   |
| Owner.....  | 3.0       | 3.1              | 2.8               | 3.0       | 2.9     | ...                            | ...              | ...               | ...   | ...   |
| Renter.....   | 2.8       | 2.7              | 2.9               | 2.6       | 3.3     | ...                            | ...              | ...               | ...   | ...   |
| Population in housing units, 1960   | 2 261 708 | 1 036 168        | 1 225 540         | 1 428 965 | 832 743 | ...                            | ...              | ...               | ...   | ...   |
| Per occupied unit.....  | 3.1       | 3.1              | 3.0               | 3.0       | 3.2     | ...                            | ...              | ...               | ...   | ...   |
| <b>TENURE, RACE, AND VACANCY STATUS</b>   |           |                  |                   |           |         |                                |                  |                   |       |       |
| All occupied units.....   | 850 803   | 416 250          | 434 553           | 583 370   | 267 433 | 90.7                           | 92.6             | 89.1              | 92.2  | 87.8  |
| Owner occupied.....   | 588 895   | 280 445          | 308 450           | 388 317   | 200 578 | 62.8                           | 62.4             | 63.2              | 61.4  | 65.8  |
| Percent of all occupied.....  | 69.2      | 67.4             | 71.0              | 66.6      | 75.0    | ...                            | ...              | ...               | ...   | ...   |
| Cooperative or condominium .....  | 656       | 408              | 248               | 639       | 17      | ...                            | 0.1              | 0.1               | 0.1   | ...   |
| White.....  | 543 476   | 257 323          | 286 153           | 357 339   | 186 137 | 58.0                           | 57.2             | 58.6              | 56.5  | 61.1  |
| Negro.....  | 29 525    | 17 111           | 12 414            | 23 287    | 6 238   | 3.1                            | 3.8              | 2.5               | 3.7   | 2.0   |
| Renter occupied.....  | 261 908   | 135 805          | 126 103           | 195 053   | 66 855  | 27.9                           | 30.2             | 25.8              | 30.8  | 21.9  |
| White.....  | 229 623   | 117 543          | 112 080           | 169 627   | 59 596  | 24.5                           | 26.1             | 23.0              | 26.8  | 19.7  |
| Negro.....  | 20 050    | 13 237           | 6 813             | 17 730    | 2 320   | 2.1                            | 2.9              | 1.4               | 2.8   | 0.8   |
| Vacant year-round units .....   | 86 837    | 33 440           | 53 397            | 49 582    | 37 255  | 9.3                            | 7.4              | 10.7              | 7.8   | 12.2  |
| For sale only.....  | 10 600    | 5 218            | 5 382             | 8 078     | 2 522   | 1.1                            | 1.2              | 1.1               | 1.3   | 0.8   |
| Homeowner vacancy rate.....   | 1.8       | 1.8              | 1.7               | 2.0       | 1.2     | ...                            | ...              | ...               | ...   | ...   |
| With all plumbing facilities.....   | 9 708     | 5 030            | 4 678             | 7 814     | 1 894   | 1.0                            | 1.1              | 1.0               | 1.2   | 0.6   |
| For rent.....   | 35 447    | 18 286           | 17 161            | 27 094    | 8 353   | 3.8                            | 4.1              | 3.5               | 4.3   | 2.7   |
| Rental vacancy rate.....  | 11.9      | 11.9             | 12.0              | 12.2      | 11.1    | ...                            | ...              | ...               | ...   | ...   |
| With all plumbing facilities.....   | 30 822    | 17 001           | 13 821            | 25 129    | 5 693   | 3.3                            | 3.8              | 2.8               | 4.0   | 1.9   |
| Rented or sold, awaiting occupancy .....  | 5 499     | 2 081            | 3 418             | 3 145     | 2 354   | 0.6                            | 0.5              | 0.7               | 0.5   | 0.8   |
| Held for occasional use.....  | 7 476     | 1 495            | 5 981             | 1 943     | 5 533   | 0.8                            | 0.3              | 1.2               | 0.3   | 1.8   |
| Other vacant.....   | 27 815    | 6 360            | 21 455            | 9 322     | 18 493  | 3.0                            | 1.4              | 4.4               | 1.5   | 6.1   |
| All year-round housing units .....  | 937 640   | 449 690          | 487 950           | 632 952   | 304 688 | 100.0                          | 100.0            | 100.0             | 100.0 | 100.0 |
| <b>PLUMBING FACILITIES</b>  |           |                  |                   |           |         |                                |                  |                   |       |       |
| With all plumbing facilities.....   | 871 214   | 433 182          | 438 032           | 614 067   | 257 147 | 92.9                           | 96.3             | 89.8              | 97.0  | 84.4  |
| Lacking some or all plumbing facilities .....   | 66 426    | 16 508           | 49 918            | 18 885    | 47 541  | 7.1                            | 3.7              | 10.2              | 3.0   | 15.6  |
| Lacking only hot water.....   | 5 431     | 1 300            | 4 131             | 1 977     | 3 454   | 0.6                            | 0.3              | 0.8               | 0.3   | 1.1   |
| Lacking other plumbing facilities.....  | 60 995    | 15 208           | 45 787            | 16 908    | 44 087  | 6.5                            | 3.4              | 9.4               | 2.7   | 14.5  |
| <b>PIPED WATER IN STRUCTURE</b>   |           |                  |                   |           |         |                                |                  |                   |       |       |
| Hot and cold.....   | 889 789   | 440 061          | 449 728           | 624 494   | 265 295 | 94.9                           | 97.9             | 92.2              | 98.7  | 87.1  |
| Cold only.....  | 18 545    | 4 207            | 14 338            | 5 377     | 13 168  | 2.0                            | 0.9              | 2.9               | 0.8   | 4.3   |
| None.....   | 29 306    | 5 422            | 23 884            | 3 081     | 26 225  | 3.1                            | 1.2              | 4.9               | 0.5   | 8.6   |
| <b>FLUSH TOILET</b>   |           |                  |                   |           |         |                                |                  |                   |       |       |
| For exclusive use of household .....  | 885 408   | 437 011          | 448 397           | 620 652   | 264 756 | 94.4                           | 97.2             | 91.9              | 98.1  | 86.9  |
| Also used by another household .....  | 6 729     | 3 770            | 2 959             | 6 243     | 486     | 0.7                            | 0.8              | 0.6               | 1.0   | 0.2   |
| None.....   | 45 503    | 8 909            | 36 594            | 6 057     | 39 446  | 4.9                            | 2.0              | 7.5               | 1.0   | 12.9  |
| <b>BATHTUB OR SHOWER</b>  |           |                  |                   |           |         |                                |                  |                   |       |       |
| For exclusive use of household .....  | 880 598   | 435 491          | 445 107           | 616 942   | 263 656 | 93.9                           | 96.8             | 91.2              | 97.5  | 86.5  |
| Also used by another household .....  | 7 051     | 3 950            | 3 101             | 6 545     | 506     | 0.8                            | 0.9              | 0.6               | 1.0   | 0.2   |
| None.....   | 49 991    | 10 249           | 39 742            | 9 465     | 40 526  | 5.3                            | 2.3              | 8.1               | 1.5   | 13.3  |
| <b>COMPLETE KITCHEN FACILITIES</b>  |           |                  |                   |           |         |                                |                  |                   |       |       |
| All year-round units.....   | 937 640   | 449 690          | 487 950           | 632 952   | 304 688 | 100.0                          | 100.0            | 100.0             | 100.0 | 100.0 |
| For exclusive use of household .....  | 884 197   | 436 012          | 448 185           | 616 307   | 267 890 | 94.3                           | 97.0             | 91.9              | 97.4  | 87.9  |
| Also used by another household .....  | 751       | 486              | 265               | 693       | 58      | 0.1                            | 0.1              | 0.1               | 0.1   | ...   |
| No complete kitchen facilities.....   | 52 692    | 13 192           | 39 500            | 15 952    | 36 740  | 5.6                            | 2.9              | 8.1               | 2.5   | 12.1  |
| Renter occupied.....  | 261 908   | 135 805          | 126 103           | 195 053   | 66 855  | 100.0                          | 100.0            | 100.0             | 100.0 | 100.0 |
| For exclusive use of household .....  | 247 824   | 131 017          | 116 807           | 189 088   | 58 736  | 94.6                           | 96.5             | 92.6              | 96.9  | 87.9  |
| Also used by another household .....  | 507       | 330              | 177               | 477       | 30      | 0.2                            | 0.2              | 0.1               | 0.2   | ...   |
| No complete kitchen facilities.....   | 13 577    | 4 458            | 9 119             | 5 488     | 8 089   | 5.2                            | 3.3              | 7.2               | 2.8   | 12.1  |
| <b>ACCESS</b>   |           |                  |                   |           |         |                                |                  |                   |       |       |
| With direct access.....   | 937 393   | 449 541          | 487 852           | 632 735   | 304 658 | 100.0                          | 100.0            | 100.0             | 100.0 | 100.0 |
| Lacking direct access.....  | 247       | 149              | 98                | 217       | 30      | ...                            | ...              | ...               | ...   | ...   |
| <b>UNITS IN STRUCTURE</b>   |           |                  |                   |           |         |                                |                  |                   |       |       |
| All year-round units.....   | 937 640   | 449 690          | 487 950           | 632 952   | 304 688 | 100.0                          | 100.0            | 100.0             | 100.0 | 100.0 |
| 1.....  | 797 571   | 361 537          | 436 034           | 514 141   | 283 430 | 85.1                           | 80.4             | 89.4              | 81.2  | 93.0  |
| 2 or more.....  | 115 191   | 78 410           | 36 781            | 107 425   | 7 766   | 12.3                           | 17.4             | 7.5               | 17.0  | 2.5   |
| Mobile home or trailer.....   | 24 878    | 9 743            | 15 135            | 11 386    | 13 492  | 2.7                            | 2.2              | 3.1               | 1.8   | 4.4   |
| Owner occupied.....   | 588 895   | 280 445          | 308 450           | 388 317   | 200 578 | 100.0                          | 100.0            | 100.0             | 100.0 | 100.0 |
| 1.....  | 557 972   | 267 241          | 290 731           | 371 217   | 186 755 | 94.7                           | 95.3             | 94.3              | 95.6  | 93.1  |
| 2 or more.....  | 9 950     | 5 128            | 4 822             | 7 759     | 2 191   | 1.7                            | 1.8              | 1.6               | 2.0   | 1.1   |
| Mobile home or trailer.....   | 20 973    | 8 076            | 12 897            | 9 341     | 11 632  | 3.6                            | 2.9              | 4.2               | 2.4   | 5.8   |
| Renter occupied.....  | 261 908   | 135 805          | 126 103           | 195 053   | 66 855  | 100.0                          | 100.0            | 100.0             | 100.0 | 100.0 |
| 1.....  | 173 813   | 74 480           | 99 333            | 112 358   | 61 455  | 66.4                           | 54.8             | 78.8              | 57.6  | 91.9  |
| 2 or more.....  | 84 190    | 59 658           | 24 532            | 80 650    | 3 540   | 32.1                           | 43.9             | 19.5              | 41.3  | 5.3   |
| Mobile home or trailer.....   | 3 905     | 1 667            | 2 238             | 2 045     | 1 860   | 1.5                            | 1.2              | 1.8               | 1.0   | 2.8   |
| <b>TELEPHONE</b>  |           |                  |                   |           |         |                                |                  |                   |       |       |
| All occupied units.....   | 850 803   | 416 250          | 434 553           | 583 370   | 267 433 | 100.0                          | 100.0            | 100.0             | 100.0 | 100.0 |
| Available.....  | 718 399   | 364 670          | 353 729           | 511 913   | 206 486 | 84.4                           | 87.6             | 81.4              | 87.8  | 77.2  |
| None.....   | 132 404   | 51 580           | 80 824            | 71 457    | 60 947  | 15.6                           | 12.4             | 18.6              | 12.2  | 22.8  |

Table 3. Utilization Characteristics for the State: 1970

[For minimum base for derived figures (percent, median, etc.) and meaning of symbols, see text]

The State  
Inside and Outside Standard  
Metropolitan Statistical Areas  
Urban and Rural

|                                   | The State |               |                |         | The State—Percent distribution |       |               |                |       |       |
|-----------------------------------|-----------|---------------|----------------|---------|--------------------------------|-------|---------------|----------------|-------|-------|
|                                   | Total     | Inside SMSA's | Outside SMSA's | Urban   | Rural                          | Total | Inside SMSA's | Outside SMSA's | Urban | Rural |
| <b>ROOMS</b>                      |           |               |                |         |                                |       |               |                |       |       |
| All year-round units.....         | 937 640   | 449 690       | 487 950        | 632 952 | 304 688                        | 100.0 | 100.0         | 100.0          | 100.0 | 100.0 |
| 1 room.....                       | 12 139    | 6 661         | 5 478          | 9 319   | 2 820                          | 1.3   | 1.5           | 1.1            | 1.5   | 0.9   |
| 2 rooms.....                      | 28 173    | 13 753        | 14 420         | 20 122  | 8 051                          | 3.0   | 3.1           | 3.0            | 3.2   | 2.6   |
| 3 rooms.....                      | 92 161    | 45 248        | 46 913         | 66 542  | 25 619                         | 9.8   | 10.1          | 9.6            | 10.5  | 8.4   |
| 4 rooms.....                      | 228 484   | 95 852        | 132 632        | 139 150 | 89 334                         | 24.4  | 21.3          | 27.2           | 22.0  | 29.3  |
| 5 rooms.....                      | 301 910   | 148 114       | 153 796        | 205 407 | 96 503                         | 32.2  | 32.9          | 31.5           | 32.5  | 31.7  |
| 6 rooms.....                      | 181 571   | 92 728        | 88 843         | 126 599 | 54 972                         | 19.4  | 20.6          | 18.2           | 20.0  | 18.0  |
| 7 rooms.....                      | 57 881    | 29 330        | 28 551         | 40 275  | 17 606                         | 6.2   | 6.5           | 5.9            | 6.4   | 5.8   |
| 8 rooms.....                      | 21 931    | 11 064        | 10 867         | 15 603  | 6 328                          | 2.3   | 2.5           | 2.2            | 2.5   | 2.1   |
| 9 rooms or more.....              | 13 390    | 6 940         | 6 450          | 9 935   | 3 455                          | 1.4   | 1.5           | 1.3            | 1.6   | 1.1   |
| Median.....                       | 4.9       | 4.9           | 4.8            | 4.9     | 4.8                            | ...   | ...           | ...            | ...   | ...   |
| Owner occupied.....               | 588 895   | 280 445       | 308 450        | 388 317 | 200 578                        | 100.0 | 100.0         | 100.0          | 100.0 | 100.0 |
| 1 room.....                       | 1 242     | 411           | 831            | 489     | 753                            | 0.2   | 0.1           | 0.3            | 0.1   | 0.4   |
| 2 rooms.....                      | 4 477     | 1 398         | 3 079          | 1 856   | 2 621                          | 0.8   | 0.5           | 1.0            | 0.5   | 1.3   |
| 3 rooms.....                      | 21 251    | 6 793         | 14 458         | 10 202  | 11 049                         | 3.6   | 2.4           | 4.7            | 2.6   | 5.5   |
| 4 rooms.....                      | 118 353   | 44 290        | 74 063         | 65 051  | 53 302                         | 20.1  | 15.8          | 24.0           | 16.8  | 26.6  |
| 5 rooms.....                      | 218 711   | 109 313       | 109 398        | 149 832 | 68 879                         | 37.1  | 39.0          | 35.5           | 38.6  | 34.3  |
| 6 rooms.....                      | 145 918   | 76 864        | 69 054         | 103 812 | 42 106                         | 24.8  | 27.4          | 22.4           | 26.7  | 21.0  |
| 7 rooms.....                      | 48 760    | 25 462        | 23 298         | 34 672  | 14 088                         | 8.3   | 9.1           | 7.6            | 8.9   | 7.0   |
| 8 rooms.....                      | 18 620    | 9 723         | 8 897          | 13 622  | 4 998                          | 3.2   | 3.5           | 2.9            | 3.5   | 2.5   |
| 9 rooms or more.....              | 11 563    | 6 191         | 5 372          | 8 781   | 2 782                          | 2.0   | 2.2           | 1.7            | 2.3   | 1.4   |
| Median.....                       | 5.2       | 5.3           | 5.1            | 5.3     | 5.0                            | ...   | ...           | ...            | ...   | ...   |
| Renter occupied.....              | 261 908   | 135 805       | 126 103        | 195 053 | 66 855                         | 100.0 | 100.0         | 100.0          | 100.0 | 100.0 |
| 1 room.....                       | 7 954     | 4 854         | 3 100          | 6 960   | 994                            | 3.0   | 3.6           | 2.5            | 3.6   | 1.5   |
| 2 rooms.....                      | 16 676    | 9 535         | 7 141          | 14 172  | 2 504                          | 6.4   | 7.0           | 5.7            | 7.3   | 3.7   |
| 3 rooms.....                      | 52 873    | 30 763        | 22 110         | 44 846  | 8 027                          | 20.2  | 22.7          | 17.5           | 23.0  | 12.0  |
| 4 rooms.....                      | 83 495    | 42 038        | 41 457         | 60 271  | 23 224                         | 31.9  | 31.0          | 32.9           | 30.9  | 34.7  |
| 5 rooms.....                      | 62 977    | 31 096        | 31 881         | 43 945  | 19 032                         | 24.0  | 22.9          | 25.3           | 22.5  | 28.5  |
| 6 rooms.....                      | 27 502    | 12 995        | 14 507         | 18 331  | 9 171                          | 10.5  | 9.6           | 11.5           | 9.4   | 13.7  |
| 7 rooms.....                      | 6 872     | 3 028         | 3 844          | 4 349   | 2 523                          | 2.6   | 2.2           | 3.0            | 2.2   | 3.8   |
| 8 rooms.....                      | 2 339     | 971           | 1 368          | 1 408   | 931                            | 0.9   | 0.7           | 1.1            | 0.7   | 1.4   |
| 9 rooms or more.....              | 1 220     | 525           | 695            | 771     | 449                            | 0.5   | 0.4           | 0.6            | 0.4   | 0.7   |
| Median.....                       | 4.1       | 4.0           | 4.2            | 4.0     | 4.4                            | ...   | ...           | ...            | ...   | ...   |
| Year-round vacant for sale.....   | 10 600    | 5 218         | 5 382          | 8 078   | 2 522                          | 100.0 | 100.0         | 100.0          | 100.0 | 100.0 |
| 1 to 3 rooms.....                 | 921       | 303           | 618            | 534     | 387                            | 8.7   | 5.8           | 11.5           | 6.6   | 15.3  |
| 4 and 5 rooms.....                | 6 465     | 3 119         | 3 346          | 4 843   | 1 622                          | 61.0  | 59.8          | 62.2           | 60.0  | 64.3  |
| 6 and 7 rooms.....                | 2 737     | 1 516         | 1 221          | 2 279   | 458                            | 25.8  | 29.1          | 22.7           | 28.2  | 18.2  |
| 8 rooms or more.....              | 477       | 280           | 197            | 422     | 55                             | 4.5   | 5.4           | 3.7            | 5.2   | 2.2   |
| Median.....                       | 5.0       | 5.1           | 4.8            | 5.1     | 4.5                            | ...   | ...           | ...            | ...   | ...   |
| Year-round vacant for rent.....   | 35 447    | 18 286        | 17 161         | 27 094  | 8 353                          | 100.0 | 100.0         | 100.0          | 100.0 | 100.0 |
| 1 room.....                       | 1 506     | 825           | 681            | 1 359   | 147                            | 4.2   | 4.5           | 4.0            | 5.0   | 1.8   |
| 2 rooms.....                      | 3 591     | 1 882         | 1 709          | 2 929   | 662                            | 10.1  | 10.3          | 10.0           | 10.8  | 7.9   |
| 3 rooms.....                      | 10 301    | 5 607         | 4 694          | 8 432   | 1 869                          | 29.1  | 30.7          | 27.4           | 31.1  | 22.4  |
| 4 rooms.....                      | 11 809    | 5 940         | 5 869          | 8 487   | 3 322                          | 33.3  | 32.5          | 34.2           | 31.3  | 39.8  |
| 5 rooms.....                      | 6 044     | 3 034         | 3 010          | 4 386   | 1 658                          | 17.1  | 16.6          | 17.5           | 16.2  | 19.8  |
| 6 rooms or more.....              | 2 196     | 998           | 1 198          | 1 501   | 695                            | 6.2   | 5.5           | 7.0            | 5.5   | 8.3   |
| Median.....                       | 3.7       | 3.6           | 3.8            | 3.6     | 4.0                            | ...   | ...           | ...            | ...   | ...   |
| <b>PERSONS</b>                    |           |               |                |         |                                |       |               |                |       |       |
| Owner occupied.....               | 588 895   | 280 445       | 308 450        | 388 317 | 200 578                        | 100.0 | 100.0         | 100.0          | 100.0 | 100.0 |
| 1 person.....                     | 93 739    | 36 613        | 57 126         | 61 566  | 32 173                         | 15.9  | 13.1          | 18.5           | 15.9  | 16.0  |
| 2 persons.....                    | 206 026   | 88 427        | 117 599        | 130 294 | 75 732                         | 35.0  | 31.5          | 38.1           | 33.6  | 37.8  |
| 3 persons.....                    | 98 324    | 51 037        | 47 287         | 66 807  | 31 517                         | 16.7  | 18.2          | 15.3           | 17.2  | 15.7  |
| 4 persons.....                    | 93 074    | 51 470        | 41 604         | 65 213  | 27 861                         | 15.8  | 18.4          | 13.5           | 16.8  | 13.9  |
| 5 persons.....                    | 54 460    | 30 142        | 24 318         | 37 255  | 17 205                         | 9.2   | 10.7          | 7.9            | 9.6   | 8.6   |
| 6 persons.....                    | 25 062    | 13 462        | 11 600         | 16 209  | 8 853                          | 4.3   | 4.8           | 3.8            | 4.2   | 4.4   |
| 7 persons.....                    | 10 182    | 5 325         | 4 857          | 6 291   | 3 891                          | 1.7   | 1.9           | 1.6            | 1.6   | 1.9   |
| 8 persons.....                    | 5 006     | 2 582         | 2 424          | 3 019   | 1 987                          | 0.9   | 0.9           | 0.8            | 0.8   | 1.0   |
| 9 persons or more.....            | 3 022     | 1 387         | 1 635          | 1 663   | 1 359                          | 0.5   | 0.5           | 0.5            | 0.4   | 0.7   |
| Median.....                       | 2.5       | 2.8           | 2.3            | 2.5     | 2.4                            | ...   | ...           | ...            | ...   | ...   |
| Renter occupied.....              | 261 908   | 135 805       | 126 103        | 195 053 | 66 855                         | 100.0 | 100.0         | 100.0          | 100.0 | 100.0 |
| 1 person.....                     | 69 105    | 37 931        | 31 174         | 56 748  | 12 357                         | 26.4  | 27.9          | 24.7           | 29.1  | 18.5  |
| 2 persons.....                    | 74 090    | 39 985        | 34 105         | 57 306  | 16 784                         | 28.3  | 29.4          | 27.0           | 29.4  | 25.1  |
| 3 persons.....                    | 43 901    | 23 097        | 20 804         | 32 598  | 11 303                         | 16.8  | 17.0          | 16.5           | 16.7  | 16.9  |
| 4 persons.....                    | 33 904    | 16 266        | 17 638         | 23 188  | 10 716                         | 12.9  | 12.0          | 14.0           | 11.9  | 16.0  |
| 5 persons.....                    | 19 650    | 9 162         | 10 488         | 12 580  | 7 070                          | 7.5   | 6.7           | 8.3            | 6.4   | 10.6  |
| 6 persons.....                    | 10 732    | 4 826         | 5 906          | 6 578   | 4 154                          | 4.1   | 3.6           | 4.7            | 3.4   | 6.2   |
| 7 persons.....                    | 5 395     | 2 411         | 2 984          | 3 250   | 2 145                          | 2.1   | 1.8           | 2.4            | 1.7   | 3.2   |
| 8 persons.....                    | 3 086     | 1 338         | 1 748          | 1 761   | 1 325                          | 1.2   | 1.0           | 1.4            | 0.9   | 2.0   |
| 9 persons or more.....            | 2 045     | 789           | 1 256          | 1 044   | 1 001                          | 0.8   | 0.6           | 1.0            | 0.5   | 1.5   |
| Median.....                       | 2.3       | 2.2           | 2.4            | 2.2     | 2.9                            | ...   | ...           | ...            | ...   | ...   |
| <b>PERSONS PER ROOM</b>           |           |               |                |         |                                |       |               |                |       |       |
| Owner occupied.....               | 588 895   | 280 445       | 308 450        | 388 317 | 200 578                        | 100.0 | 100.0         | 100.0          | 100.0 | 100.0 |
| 0.50 or less.....                 | 337 612   | 148 640       | 188 972        | 222 831 | 114 781                        | 57.3  | 53.0          | 61.3           | 57.4  | 57.2  |
| 0.51 to 0.75.....                 | 113 756   | 60 097        | 53 659         | 77 658  | 36 098                         | 19.3  | 21.4          | 17.4           | 20.0  | 18.0  |
| 0.76 to 1.00.....                 | 103 011   | 55 677        | 47 334         | 69 103  | 33 908                         | 17.5  | 19.9          | 15.3           | 17.8  | 16.9  |
| 1.01 to 1.50.....                 | 27 133    | 13 096        | 14 037         | 15 430  | 11 703                         | 4.6   | 4.7           | 4.6            | 4.0   | 5.8   |
| 1.51 or more.....                 | 7 383     | 2 935         | 4 448          | 3 295   | 4 088                          | 1.3   | 1.0           | 1.4            | 0.8   | 2.0   |
| Renter occupied.....              | 261 908   | 135 805       | 126 103        | 195 053 | 66 855                         | 100.0 | 100.0         | 100.0          | 100.0 | 100.0 |
| 0.50 or less.....                 | 119 626   | 62 493        | 57 133         | 91 805  | 27 821                         | 45.7  | 46.0          | 45.3           | 47.1  | 41.6  |
| 0.51 to 0.75.....                 | 58 656    | 31 966        | 26 690         | 45 264  | 13 392                         | 22.4  | 23.5          | 21.2           | 23.2  | 20.0  |
| 0.76 to 1.00.....                 | 56 218    | 29 009        | 27 209         | 41 222  | 14 996                         | 21.5  | 21.4          | 21.6           | 21.1  | 22.4  |
| 1.01 to 1.50.....                 | 19 489    | 9 072         | 10 417         | 12 254  | 7 235                          | 7.4   | 6.7           | 8.3            | 6.3   | 10.8  |
| 1.51 or more.....                 | 7 919     | 3 265         | 4 654          | 4 508   | 3 411                          | 3.0   | 2.4           | 3.7            | 2.3   | 5.1   |
| With all plumbing facilities..... | 800 849   | 403 069       | 397 780        | 568 307 | 232 542                        | ...   | ...           | ...            | ...   | ...   |
| Owner occupied.....               | 559 272   | 273 828       | 285 444        | 381 614 | 177 658                        | 100.0 | 100.0         | 100.0          | 100.0 | 100.0 |
| 1.00 or less.....                 | 529 719   | 258 934       | 270 785        | 363 652 | 166 067                        | 94.7  | 94.6          | 94.9           | 95.3  | 93.5  |
| 1.01 to 1.50.....                 | 24 406    | 12 476        | 11 930         | 15 008  | 9 398                          | 4.4   | 4.6           | 4.2            | 3.9   | 5.3   |
| 1.51 or more.....                 | 5 147     | 2 418         | 2 729          | 2 954   | 2 193                          | 0.9   | 0.9           | 1.0            | 0.8   | 1.2   |
| Renter occupied.....              | 241 577   | 129 241       | 112 336        | 186 693 | 54 884                         | 100.0 | 100.0         | 100.0          | 100.0 | 100.0 |
| 1.00 or less.....                 | 218 292   | 117 945       | 100 347        | 170 810 | 47 482                         | 90.4  | 91.3          | 89.3           | 91.5  | 86.5  |
| 1.01 to 1.50.....                 | 17 470    | 8 573         | 8 897          | 11 843  | 5 627                          | 7.2   | 6.6           | 7.9            | 6.3   | 10.3  |
| 1.51 or more.....                 | 5 815     | 2 723         | 3 092          | 4 040   | 1 775                          | 2.4   | 2.1           | 2.8            | 2.2   | 3.2   |

Table 4. Financial Characteristics for the State: 1970

[For minimum base for derived figures (percent, median, etc.) and meaning of symbols, see text]

The State  
Inside and Outside Standard  
Metropolitan Statistical Areas  
Urban and Rural

VALUE

|  | The State      |                |                |                |                | The State—Percent distribution |               |                |              |              |
|--|----------------|----------------|----------------|----------------|----------------|--------------------------------|---------------|----------------|--------------|--------------|
|  | Total          | Inside SMSA's  | Outside SMSA's | Urban          | Rural          | Total                          | Inside SMSA's | Outside SMSA's | Urban        | Rural        |
| <b>Specified owner occupied<sup>1</sup></b>  | <b>471 978</b> | <b>251 439</b> | <b>220 539</b> | <b>363 536</b> | <b>108 442</b> | <b>100.0</b>                   | <b>100.0</b>  | <b>100.0</b>   | <b>100.0</b> | <b>100.0</b> |
| Less than \$5,000                            | 77 846         | 18 751         | 59 095         | 37 961         | 39 885         | 16.5                           | 7.5           | 26.8           | 10.4         | 36.8         |
| \$5,000 to \$7,499                           | 61 786         | 22 855         | 38 931         | 40 837         | 20 949         | 13.1                           | 9.1           | 17.7           | 11.2         | 19.3         |
| \$7,500 to \$9,999                           | 66 061         | 35 556         | 30 505         | 53 040         | 13 021         | 14.0                           | 14.1          | 13.8           | 14.6         | 12.0         |
| \$10,000 to \$14,999                         | 68 358         | 42 182         | 26 176         | 57 878         | 10 480         | 14.5                           | 16.8          | 11.9           | 15.9         | 9.7          |
| \$15,000 to \$19,999                         | 51 153         | 33 759         | 17 394         | 44 883         | 6 270          | 10.8                           | 13.4          | 7.9            | 12.3         | 5.8          |
| \$20,000 to \$24,999                         | 40 351         | 26 400         | 13 951         | 34 908         | 5 443          | 8.5                            | 10.5          | 6.3            | 9.6          | 5.0          |
| \$25,000 to \$29,999                         | 27 444         | 18 202         | 9 242          | 24 016         | 3 428          | 5.8                            | 7.2           | 4.2            | 6.6          | 3.2          |
| \$30,000 to \$34,999                         | 34 531         | 23 098         | 11 433         | 30 208         | 4 323          | 7.3                            | 9.2           | 5.2            | 8.3          | 4.0          |
| \$35,000 to \$39,999                         | 29 064         | 20 071         | 8 993          | 26 059         | 3 005          | 6.2                            | 8.0           | 4.1            | 7.2          | 2.8          |
| \$40,000 to \$49,999                         | 10 729         | 7 163          | 3 566          | 9 499          | 1 230          | 2.3                            | 2.8           | 1.6            | 2.6          | 1.1          |
| \$50,000 or more                             | 4 655          | 3 402          | 1 253          | 4 247          | 408            | 1.0                            | 1.4           | 0.6            | 1.2          | 0.4          |
| Median                                       | \$11 100       | \$13 000       | \$8 500        | \$12 200       | \$6 700        | ...                            | ...           | ...            | ...          | ...          |
| <b>Specified vacant for sale<sup>1</sup></b> | <b>9 670</b>   | <b>4 944</b>   | <b>4 726</b>   | <b>7 690</b>   | <b>1 980</b>   | <b>100.0</b>                   | <b>100.0</b>  | <b>100.0</b>   | <b>100.0</b> | <b>100.0</b> |
| Less than \$5,000                            | 2 220          | 512            | 1 708          | 1 230          | 990            | 23.0                           | 10.4          | 36.1           | 16.0         | 50.0         |
| \$5,000 to \$9,999                           | 2 450          | 1 119          | 1 331          | 1 993          | 457            | 25.3                           | 22.6          | 28.2           | 25.9         | 23.1         |
| \$10,000 to \$14,999                         | 2 233          | 1 482          | 751            | 2 001          | 232            | 23.1                           | 30.0          | 15.9           | 26.0         | 11.7         |
| \$15,000 to \$19,999                         | 1 268          | 831            | 437            | 1 117          | 151            | 13.1                           | 16.8          | 9.2            | 14.5         | 7.6          |
| \$20,000 to \$24,999                         | 643            | 396            | 247            | 564            | 79             | 6.6                            | 8.0           | 5.2            | 7.3          | 4.0          |
| \$25,000 to \$29,999                         | 585            | 393            | 192            | 539            | 46             | 6.0                            | 7.9           | 4.1            | 7.0          | 2.3          |
| \$30,000 to \$34,999                         | 189            | 144            | 45             | 167            | 22             | 2.0                            | 2.9           | 1.0            | 2.2          | 1.1          |
| \$35,000 or more                             | 82             | 67             | 15             | 79             | 3              | 0.8                            | 1.4           | 0.3            | 1.0          | 0.2          |
| Median price asked                           | \$10 300       | \$12 600       | \$7 200        | \$11 400       | \$5 000        | ...                            | ...           | ...            | ...          | ...          |
| <b>With all plumbing facilities:</b>         |                |                |                |                |                |                                |               |                |              |              |
| <b>Specified owner occupied<sup>1</sup></b>  | <b>455 414</b> | <b>247 010</b> | <b>208 404</b> | <b>357 695</b> | <b>97 721</b>  | <b>100.0</b>                   | <b>100.0</b>  | <b>100.0</b>   | <b>100.0</b> | <b>100.0</b> |
| Less than \$5,000                            | 65 294         | 15 874         | 49 420         | 34 131         | 31 163         | 14.3                           | 6.4           | 23.7           | 9.5          | 31.9         |
| \$5,000 to \$9,999                           | 125 314        | 57 486         | 67 828         | 92 840         | 32 474         | 27.5                           | 23.3          | 32.5           | 26.0         | 33.2         |
| \$10,000 to \$14,999                         | 118 799        | 75 632         | 43 167         | 102 316        | 16 483         | 26.1                           | 30.6          | 20.7           | 28.6         | 16.9         |
| \$15,000 to \$19,999                         | 67 455         | 44 449         | 23 006         | 58 687         | 8 768          | 14.8                           | 18.0          | 11.0           | 16.4         | 9.0          |
| \$20,000 to \$24,999                         | 34 350         | 23 031         | 11 319         | 30 088         | 4 262          | 7.5                            | 9.3           | 5.4            | 8.4          | 4.4          |
| \$25,000 or more                             | 44 204         | 30 538         | 13 666         | 39 633         | 4 571          | 9.7                            | 12.4          | 6.6            | 11.1         | 4.7          |
| Median                                       | \$11 400       | \$13 100       | \$8 900        | \$12 300       | \$7 200        | ...                            | ...           | ...            | ...          | ...          |
| <b>Specified vacant for sale<sup>1</sup></b> | <b>9 014</b>   | <b>4 801</b>   | <b>4 215</b>   | <b>7 466</b>   | <b>1 550</b>   | <b>100.0</b>                   | <b>100.0</b>  | <b>100.0</b>   | <b>100.0</b> | <b>100.0</b> |
| Less than \$5,000                            | 1 705          | 414            | 1 291          | 1 079          | 626            | 18.9                           | 8.6           | 30.6           | 14.5         | 40.4         |
| \$5,000 to \$9,999                           | 2 365          | 1 092          | 1 273          | 1 952          | 413            | 26.2                           | 22.7          | 30.2           | 26.1         | 26.6         |
| \$10,000 to \$14,999                         | 2 204          | 1 468          | 736            | 1 983          | 221            | 24.4                           | 30.6          | 17.5           | 26.6         | 14.3         |
| \$15,000 to \$19,999                         | 1 261          | 830            | 431            | 1 114          | 147            | 14.0                           | 17.3          | 10.2           | 14.9         | 9.5          |
| \$20,000 to \$24,999                         | 638            | 394            | 244            | 561            | 77             | 7.1                            | 8.2           | 5.8            | 7.5          | 5.0          |
| \$25,000 or more                             | 843            | 603            | 240            | 777            | 66             | 9.4                            | 12.6          | 5.7            | 10.4         | 4.3          |
| Median price asked                           | \$10 900       | \$12 800       | \$8 000        | \$11 600       | \$6 400        | ...                            | ...           | ...            | ...          | ...          |
| <b>CONTRACT RENT</b>                         |                |                |                |                |                |                                |               |                |              |              |
| <b>Specified renter occupied<sup>2</sup></b> | <b>237 853</b> | <b>130 850</b> | <b>107 003</b> | <b>193 155</b> | <b>44 698</b>  | <b>100.0</b>                   | <b>100.0</b>  | <b>100.0</b>   | <b>100.0</b> | <b>100.0</b> |
| Less than \$30                               | 11 945         | 3 421          | 8 524          | 6 344          | 5 601          | 5.0                            | 2.6           | 8.0            | 3.3          | 12.5         |
| \$30 to \$39                                 | 29 342         | 7 713          | 21 629         | 18 196         | 11 146         | 12.3                           | 5.9           | 20.2           | 9.4          | 24.9         |
| \$40 to \$49                                 | 56 959         | 25 106         | 31 853         | 44 535         | 12 424         | 23.9                           | 19.2          | 29.8           | 23.1         | 27.8         |
| \$50 to \$59                                 | 48 492         | 29 661         | 18 831         | 43 241         | 5 251          | 20.4                           | 22.7          | 17.6           | 22.4         | 11.7         |
| \$60 to \$69                                 | 22 933         | 16 234         | 6 699          | 21 677         | 1 256          | 9.6                            | 12.4          | 6.3            | 11.2         | 2.8          |
| \$70 to \$79                                 | 15 255         | 11 591         | 3 664          | 14 672         | 583            | 6.4                            | 8.9           | 3.4            | 7.6          | 1.3          |
| \$80 to \$89                                 | 16 959         | 14 412         | 2 547          | 16 654         | 305            | 7.1                            | 11.0          | 2.4            | 8.6          | 0.7          |
| \$90 to \$99                                 | 12 971         | 11 554         | 1 417          | 12 833         | 138            | 5.5                            | 8.8           | 1.3            | 6.6          | 0.3          |
| \$100 to \$109                               | 2 632          | 2 405          | 227            | 2 596          | 36             | 1.1                            | 1.8           | 0.2            | 1.3          | 0.1          |
| \$110 to \$119                               | 1 352          | 1 280          | 72             | 1 319          | 33             | 0.6                            | 1.0           | 0.1            | 0.7          | 0.1          |
| \$120 to \$129                               | 19 013         | 7 473          | 11 540         | 11 088         | 7 925          | 8.0                            | 5.7           | 10.8           | 5.7          | 17.7         |
| \$130 to \$139                               | 64             | 77             | 50             | 69             | 42             | ...                            | ...           | ...            | ...          | ...          |
| Median                                       | \$64           | \$77           | \$50           | \$69           | \$42           | ...                            | ...           | ...            | ...          | ...          |
| <b>Specified vacant for rent<sup>2</sup></b> | <b>33 160</b>  | <b>17 994</b>  | <b>15 166</b>  | <b>27 016</b>  | <b>6 144</b>   | <b>100.0</b>                   | <b>100.0</b>  | <b>100.0</b>   | <b>100.0</b> | <b>100.0</b> |
| Less than \$40                               | 7 824          | 1 954          | 5 870          | 4 655          | 3 169          | 23.6                           | 10.9          | 38.7           | 17.2         | 51.6         |
| \$40 to \$49                                 | 9 109          | 4 029          | 5 080          | 7 077          | 2 032          | 27.5                           | 22.4          | 33.5           | 26.2         | 33.1         |
| \$50 to \$59                                 | 6 306          | 3 755          | 2 551          | 5 664          | 642            | 19.0                           | 20.9          | 16.8           | 21.0         | 10.4         |
| \$60 to \$69                                 | 2 313          | 1 717          | 596            | 2 170          | 143            | 7.0                            | 9.5           | 3.9            | 8.0          | 2.3          |
| \$70 to \$79                                 | 3 635          | 2 955          | 680            | 3 506          | 129            | 11.0                           | 16.4          | 4.5            | 13.0         | 2.1          |
| \$80 to \$89                                 | 2 948          | 2 675          | 273            | 2 929          | 19             | 8.9                            | 14.9          | 1.8            | 10.8         | 0.3          |
| \$90 to \$99                                 | 1 025          | 909            | 116            | 1 015          | 10             | 3.1                            | 5.1           | 0.8            | 3.8          | 0.2          |
| \$100 or more                                | 1 025          | 909            | 116            | 1 015          | 10             | 3.1                            | 5.1           | 0.8            | 3.8          | 0.2          |
| Median rent asked                            | \$59           | \$75           | \$46           | \$65           | \$39           | ...                            | ...           | ...            | ...          | ...          |
| <b>With all plumbing facilities:</b>         |                |                |                |                |                |                                |               |                |              |              |
| <b>Specified renter occupied<sup>2</sup></b> | <b>223 079</b> | <b>125 159</b> | <b>97 920</b>  | <b>184 894</b> | <b>38 185</b>  | <b>100.0</b>                   | <b>100.0</b>  | <b>100.0</b>   | <b>100.0</b> | <b>100.0</b> |
| Less than \$40                               | 33 443         | 8 713          | 24 730         | 20 666         | 12 777         | 15.0                           | 7.0           | 25.3           | 11.2         | 33.5         |
| \$40 to \$49                                 | 53 673         | 23 263         | 30 410         | 41 827         | 11 846         | 24.1                           | 18.6          | 31.1           | 22.6         | 31.0         |
| \$50 to \$59                                 | 47 625         | 29 086         | 18 539         | 42 505         | 5 120          | 21.3                           | 23.2          | 18.9           | 23.0         | 13.4         |
| \$60 to \$69                                 | 22 744         | 16 119         | 6 625          | 21 513         | 1 231          | 10.2                           | 12.9          | 6.8            | 11.6         | 3.2          |
| \$70 to \$79                                 | 32 066         | 25 900         | 6 166          | 31 201         | 865            | 14.4                           | 20.7          | 6.3            | 16.9         | 2.3          |
| \$80 to \$89                                 | 16 885         | 15 182         | 1 703          | 16 684         | 201            | 7.6                            | 12.1          | 1.7            | 9.0          | 0.5          |
| \$90 to \$99                                 | 16 643         | 6 896          | 9 747          | 10 498         | 6 145          | 7.5                            | 5.5           | 10.0           | 5.7          | 16.1         |
| Median                                       | \$66           | \$78           | \$52           | \$70           | \$45           | ...                            | ...           | ...            | ...          | ...          |
| <b>Specified vacant for rent<sup>2</sup></b> | <b>29 710</b>  | <b>16 824</b>  | <b>12 886</b>  | <b>25 054</b>  | <b>4 656</b>   | <b>100.0</b>                   | <b>100.0</b>  | <b>100.0</b>   | <b>100.0</b> | <b>100.0</b> |
| Less than \$40                               | 5 612          | 1 417          | 4 195          | 3 586          | 2 026          | 18.9                           | 8.4           | 32.6           | 14.3         | 43.5         |
| \$40 to \$49                                 | 8 204          | 3 594          | 4 610          | 6 416          | 1 788          | 27.6                           | 21.4          | 35.8           | 25.6         | 38.4         |
| \$50 to \$59                                 | 6 074          | 3 619          | 2 455          | 5 503          | 571            | 20.4                           | 21.5          | 19.1           | 22.0         | 12.3         |
| \$60 to \$69                                 | 2 268          | 1 696          | 572            | 2 142          | 126            | 7.6                            | 10.1          | 4.4            | 8.5          | 2.7          |
| \$70 to \$79                                 | 3 590          | 2 924          | 666            | 3 474          | 116            | 12.1                           | 17.4          | 5.2            | 13.9         | 2.5          |
| \$80 to \$89                                 | 3 962          | 3 574          | 388            | 3 933          | 29             | 13.3                           | 21.2          | 3.0            | 15.7         | 0.6          |
| Median rent asked                            | \$63           | \$78           | \$49           | \$68           | \$43           | ...                            | ...           | ...            | ...          | ...          |
| <b>DURATION OF VACANCY</b>                   |                |                |                |                |                |                                |               |                |              |              |
| <b>Year-round vacant for sale</b>            | <b>10 600</b>  | <b>5 218</b>   | <b>5 382</b>   | <b>8 078</b>   | <b>2 522</b>   | <b>100.0</b>                   | <b>100.0</b>  | <b>100.0</b>   | <b>100.0</b> | <b>100.0</b> |
| Less than 2 months                           | 3 279          | 1 823          | 1 456          | 2 704          | 575            | 30.9                           | 34.9          | 27.1           | 33.5         | 22.8         |
| 2 up to 6 months                             | 3 306          | 1 773          | 1 533          | 2 651          | 655            | 31.2                           | 34.0          | 28.5           | 32.8         | 26.0         |
| 6 months or more                             | 4 015          | 1 622          | 2 393          | 2 723          | 1 292          | 37.9                           | 31.1          | 44.5           | 33.7         | 51.2         |
| <b>Year-round vacant for rent</b>            | <b>35 447</b>  | <b>18 286</b>  | <b>17 161</b>  | <b>27 094</b>  | <b>8 353</b>   | <b>100.0</b>                   | <b>100.0</b>  | <b>100.0</b>   | <b>100.0</b> | <b>100.0</b> |
| Less than 2 months                           | 19 228         | 11 330         | 7 898          | 16 342         | 2 886          | 54.2                           | 62.0          | 46.0           | 60.3         | 34.6         |
| 2 up to 6 months                             | 9 103          | 4 364          | 4 739          | 6 651          | 2 452          | 25.7                           | 23.9          | 27.6           | 24.5         | 29.4         |
| 6 months or more                             | 7 116          | 2 592          | 4 524          | 4 101          | 3 015          | 20.1                           | 14.2          | 26.4           | 15.1         | 36.1         |

<sup>1</sup>Limited to one-family homes on less than 10 acres and no business on property. <sup>2</sup>Excludes one-family homes on 10 acres or more.

Table 5. **Summary Characteristics of Housing Units With Negro Head of Household for Areas and Places: 1970**

[Data not shown for places of less than 50,000 inhabitants with less than 400 Negro inhabitants. For minimum base for derived figures (percent, median, etc.) and meaning of symbols, see text.]

**The State  
Standard Metropolitan  
Statistical Areas  
Places of 10,000  
Inhabitants or More**

|  | Total<br>Negro<br>population | Occupied housing units |                              |                                |                   |   |                                  |                                    |                              |  |  |
|--|------------------------------|------------------------|------------------------------|--------------------------------|-------------------|---|----------------------------------|------------------------------------|------------------------------|--|--|
|  |                              | Total                  | Median<br>number<br>of rooms | Median<br>number<br>of persons | Owner<br>occupied | Lacking<br>some<br>or all<br>plumbing<br>facilities | Percent                          |                                    | In<br>one-unit<br>structures | Owner—<br>Median<br>value<br>(dollars) | Renter—<br>Median<br>contract<br>rent<br>(dollars) |
|  |                              |                        |                              |                                |                   |   | 1.01 or more<br>persons per room |                                    |                              |  |  |
|  |                              |                        |                              |                                |                   |   | Total                            | With all<br>plumbing<br>facilities |                              |  |  |
| <b>The State</b> .....                         | 171 892                      | 49 575                 | 4.8                          | 2.6                            | 59.6              | 16.7  | 16.6                             | 13.4                               | 85.5                         | 7 000                                  | 48   |
| Urban .....                                    | 141 756                      | 41 017                 | 4.8                          | 2.7                            | 56.8              | 9.2   | 16.1                             | 14.7                               | 83.1                         | 7 800                                  | 49   |
| Rural .....                                    | 30 136                       | 8 558                  | 4.6                          | 2.4                            | 72.9              | 53.1  | 18.9                             | 7.1                                | 97.2                         | 5000—                                  | 32   |
| Inside SMSA's .....                            | 106 691                      | 30 348                 | 4.8                          | 2.8                            | 56.4              | 8.0   | 16.6                             | 15.2                               | 79.7                         | 9 100                                  | 55   |
| In central cities .....                        | 93 381                       | 27 258                 | 4.8                          | 2.8                            | 55.5              | 5.3   | 16.4                             | 15.6                               | 78.6                         | 9 500                                  | 55   |
| Not in central cities .....                    | 13 310                       | 3 090                  | 4.8                          | 2.7                            | 64.1              | 31.8  | 18.5                             | 11.9                               | 89.7                         | 5000—                                  | 39   |
| Outside SMSA's .....                           | 65 201                       | 19 227                 | 4.7                          | 2.3                            | 64.6              | 30.6  | 16.6                             | 10.6                               | 94.7                         | 5000—                                  | 36   |
| <b>STANDARD METROPOLITAN STATISTICAL AREAS</b> |                              |                        |                              |                                |                   |   |                                  |                                    |                              |  |  |
| Fort Smith, Ark.—Okla. ....                    | 6 741                        | 1 949                  | 4.8                          | 2.5                            | 59.2              | 23.7  | 19.9                             | 14.7                               | 86.4                         | 5 600                                  | 35   |
| Lawton .....                                   | 11 224                       | 2 547                  | 4.7                          | 3.2                            | 46.0              | 3.5   | 19.6                             | 19.0                               | 71.7                         | 11 600                                 | 66   |
| Oklahoma City .....                            | 54 267                       | 15 451                 | 4.8                          | 2.9                            | 55.9              | 7.0   | 17.2                             | 15.8                               | 77.9                         | 10 200                                 | 57   |
| Tulsa .....                                    | 39 328                       | 11 842                 | 4.8                          | 2.6                            | 58.6              | 8.2   | 14.9                             | 13.8                               | 83.1                         | 8 000                                  | 51   |
| <b>PLACES OF 10,000 INHABITANTS OR MORE</b>    |                              |                        |                              |                                |                   |   |                                  |                                    |                              |  |  |
| Ada .....                                      | 617                          | 181                    | 4.3                          | 2.5                            | 58.6              | 27.6  | 17.7                             | 14.4                               | 94.5                         | 5000—                                  | 30—  |
| Altus .....                                    | 2 306                        | 598                    | 4.2                          | 3.0                            | 39.6              | 9.7   | 22.2                             | 21.4                               | 88.8                         | 5 000                                  | 51   |
| Ardmore .....                                  | 2 193                        | 754                    | 4.7                          | 2.2                            | 58.2              | 10.2  | 13.4                             | 12.6                               | 89.4                         | 5000—                                  | 35   |
| Bartlesville .....                             | 796                          | 292                    | 4.7                          | 2.1                            | 55.1              | 6.2   | 9.6                              | 9.2                                | 97.3                         | 5000—                                  | 37   |
| Chickasha .....                                | 1 262                        | 407                    | 5.0                          | 2.3                            | 59.5              | 10.8  | 13.8                             | 12.5                               | 97.3                         | 5000—                                  | 34   |
| Duncan .....                                   | 787                          | 224                    | 4.5                          | 2.7                            | 66.5              | 5.4   | 17.4                             | 17.0                               | 98.7                         | 5 000                                  | 35   |
| El Reno .....                                  | 991                          | 248                    | 4.8                          | 2.3                            | 60.1              | 20.6  | 15.7                             | 11.7                               | 94.8                         | 5000—                                  | 36   |
| Enid .....                                     | 2 003                        | 589                    | 4.6                          | 2.5                            | 57.2              | 8.5   | 16.6                             | 16.0                               | 90.2                         | 6 000                                  | 46   |
| Fort Sill (U) .....                            | 2 602                        | 200                    | 5.1                          | 4.7                            | —                 | 1.0   | 21.5                             | 21.0                               | 24.0                         | —                                      | 114  |
| Lawton .....                                   | 8 441                        | 2 330                  | 4.7                          | 3.1                            | 50.1              | 3.7   | 19.5                             | 19.0                               | 75.9                         | 11 500                                 | 65   |
| McAlester .....                                | 1 945                        | 434                    | 4.8                          | 2.2                            | 62.4              | 22.6  | 15.9                             | 12.7                               | 87.1                         | 7 400                                  | 39   |
| Muskogee .....                                 | 6 962                        | 2 279                  | 5.0                          | 2.3                            | 65.4              | 14.1  | 11.4                             | 9.6                                | 94.5                         | 5 200                                  | 37   |
| Norman .....                                   | 485                          | 96                     | 3.8                          | 2.1                            | 11.5              | 6.3   | 4.2                              | 4.2                                | 33.3                         | —                                      | 75   |
| Oklahoma City .....                            | 50 103                       | 14 451                 | 4.8                          | 2.9                            | 55.4              | 6.1   | 17.1                             | 16.0                               | 77.1                         | 10 400                                 | 57   |
| Okmulgee .....                                 | 3 166                        | 949                    | 5.0                          | 2.3                            | 62.1              | 16.5  | 14.8                             | 12.3                               | 96.8                         | 5000—                                  | 35   |
| Ponca City .....                               | 679                          | 233                    | 4.8                          | 2.2                            | 57.5              | 6.0   | 13.7                             | 12.9                               | 94.8                         | 5 700                                  | 36   |
| Sand Springs .....                             | 413                          | 137                    | 4.7                          | 2.2                            | 55.5              | 10.2  | 18.2                             | 16.8                               | 96.4                         | 5000—                                  | 38   |
| Sapulpa .....                                  | 1 133                        | 368                    | 4.6                          | 2.2                            | 70.4              | 35.3  | 16.0                             | 9.8                                | 95.7                         | 5000—                                  | 34   |
| Shawnee .....                                  | 787                          | 221                    | 4.8                          | 2.4                            | 49.3              | 10.0  | 16.3                             | 14.0                               | 92.3                         | 5000—                                  | 33   |
| Stillwater .....                               | 844                          | 208                    | 4.4                          | 2.8                            | 32.2              | 7.7   | 16.3                             | 14.9                               | 72.6                         | 5 100                                  | 60   |
| Tulsa .....                                    | 35 277                       | 10 610                 | 4.8                          | 2.7                            | 57.1              | 4.8   | 14.7                             | 14.2                               | 81.5                         | 8 300                                  | 52   |

Table 6. Occupancy, Plumbing, and Financial Characteristics of Housing Units With Negro Head of Household, for the State: 1970

[For minimum base for derived figures (percent, median, etc.) and meaning of symbols, see text]

| The State<br>Inside and Outside Standard<br>Metropolitan Statistical Areas<br>Urban and Rural | The State |                  |                   |         |          | The State - Percent distribution |                  |                   |       |       |
|---|-----------|------------------|-------------------|---------|----------|----------------------------------|------------------|-------------------|-------|-------|
|   | Total     | Inside<br>SMSA's | Outside<br>SMSA's | Urban   | Rural    | Total                            | Inside<br>SMSA's | Outside<br>SMSA's | Urban | Rural |
| Total Negro population  | 171 892   | 106 691          | 65 201            | 141 756 | 30 136   | ...                              | ...              | ...               | ...   | ...   |
| All occupied housing units  | 49 575    | 30 348           | 19 227            | 41 017  | 8 558    | 100.0                            | 100.0            | 100.0             | 100.0 | 100.0 |
| <b>POPULATION</b>   |           |                  |                   |         |          |                                  |                  |                   |       |       |
| Population in housing units   | 163 330   | 102 795          | 60 535            | 135 063 | 28 267   | ...                              | ...              | ...               | ...   | ...   |
| Per occupied unit   | 3.3       | 3.4              | 3.1               | 3.3     | 3.3      | ...                              | ...              | ...               | ...   | ...   |
| Owner   | 3.3       | 3.5              | 3.1               | 3.4     | 3.2      | ...                              | ...              | ...               | ...   | ...   |
| Renter  | 3.2       | 3.2              | 3.3               | 3.2     | 3.5      | ...                              | ...              | ...               | ...   | ...   |
| <b>TENURE</b>   |           |                  |                   |         |          |                                  |                  |                   |       |       |
| Owner occupied  | 29 525    | 17 111           | 12 414            | 23 287  | 6 238    | 59.6                             | 56.4             | 64.6              | 56.8  | 72.9  |
| Renter occupied   | 20 050    | 13 237           | 6 813             | 17 730  | 2 320    | 40.4                             | 43.6             | 35.4              | 43.2  | 27.1  |
| <b>PLUMBING FACILITIES</b>  |           |                  |                   |         |          |                                  |                  |                   |       |       |
| With all plumbing facilities  | 41 273    | 27 927           | 13 346            | 37 256  | 4 017    | 83.3                             | 92.0             | 69.4              | 90.8  | 46.9  |
| Lacking some or all plumbing facilities   | 8 302     | 2 421            | 5 881             | 3 761   | 4 541    | 16.7                             | 8.0              | 30.6              | 9.2   | 53.1  |
| Lacking only hot water  | 590       | 185              | 405               | 412     | 178      | 1.2                              | 0.6              | 2.1               | 1.0   | 2.1   |
| Lacking other plumbing facilities   | 7 712     | 2 236            | 5 476             | 3 349   | 4 363    | 15.6                             | 7.4              | 28.5              | 8.2   | 51.0  |
| <b>PIPED WATER IN STRUCTURE</b>   |           |                  |                   |         |          |                                  |                  |                   |       |       |
| Hot and cold  | 42 667    | 28 656           | 14 011            | 38 320  | 4 347    | 86.1                             | 94.4             | 72.9              | 93.4  | 50.8  |
| Cold only   | 2 280     | 641              | 1 639             | 1 391   | 889      | 4.6                              | 2.1              | 8.5               | 3.4   | 10.4  |
| None  | 4 628     | 1 051            | 3 577             | 1 306   | 3 322    | 9.3                              | 3.5              | 18.6              | 3.2   | 38.8  |
| <b>FLUSH TOILET</b>   |           |                  |                   |         |          |                                  |                  |                   |       |       |
| For exclusive use of household  | 42 888    | 28 489           | 14 399            | 38 479  | 4 409    | 86.5                             | 93.9             | 74.9              | 93.8  | 51.5  |
| Also used by another household  | 498       | 422              | 76                | 488     | 10       | 1.0                              | 1.4              | 0.4               | 1.2   | 0.1   |
| None  | 6 189     | 1 437            | 4 752             | 2 050   | 4 139    | 12.5                             | 4.7              | 24.7              | 5.0   | 48.4  |
| <b>BATHTUB OR SHOWER</b>  |           |                  |                   |         |          |                                  |                  |                   |       |       |
| For exclusive use of household  | 42 125    | 28 203           | 13 922            | 37 815  | 4 310    | 85.0                             | 92.9             | 72.4              | 92.2  | 50.4  |
| Also used by another household  | 510       | 439              | 71                | 505     | 5        | 1.0                              | 1.4              | 0.4               | 1.2   | 0.1   |
| None  | 6 940     | 1 706            | 5 234             | 2 697   | 4 243    | 14.0                             | 5.6              | 27.2              | 6.6   | 49.6  |
| <b>COMPLETE KITCHEN FACILITIES</b>  |           |                  |                   |         |          |                                  |                  |                   |       |       |
| For exclusive use of household  | 42 896    | 28 408           | 14 488            | 38 232  | 4 664    | 86.5                             | 93.6             | 75.4              | 93.2  | 54.5  |
| Also used by another household  | 135       | 105              | 30                | 133     | 2        | 0.3                              | 0.3              | 0.2               | 0.3   | -     |
| No complete kitchen facilities  | 6 544     | 1 835            | 4 709             | 2 652   | 3 892    | 13.2                             | 6.0              | 24.5              | 6.5   | 45.5  |
| <b>ACCESS</b>   |           |                  |                   |         |          |                                  |                  |                   |       |       |
| With direct access  | 49 543    | 30 323           | 19 220            | 40 988  | 8 555    | 99.9                             | 99.9             | 100.0             | 99.9  | 100.0 |
| Lacking direct access   | 32        | 25               | 7                 | 29      | 3        | 0.1                              | 0.1              | -                 | 0.1   | -     |
| <b>VALUE</b>  |           |                  |                   |         |          |                                  |                  |                   |       |       |
| <b>Specified owner occupied</b>   |           |                  |                   |         |          |                                  |                  |                   |       |       |
| Less than \$5,000   | 26 230    | 15 852           | 10 378            | 22 153  | 4 077    | 100.0                            | 100.0            | 100.0             | 100.0 | 100.0 |
| \$5,000 to \$7,499  | 9 215     | 2 601            | 6 614             | 6 284   | 2 931    | 35.1                             | 16.4             | 63.7              | 28.4  | 71.9  |
| \$7,500 to \$9,999  | 4 941     | 2 871            | 2 070             | 4 311   | 630      | 18.8                             | 18.1             | 19.9              | 19.5  | 15.5  |
| \$10,000 to \$12,499  | 4 516     | 3 752            | 764               | 4 322   | 194      | 17.2                             | 23.7             | 7.4               | 19.5  | 4.8   |
| \$12,500 to \$14,999  | 3 373     | 2 939            | 434               | 3 259   | 114      | 12.9                             | 18.5             | 4.2               | 14.7  | 2.8   |
| \$15,000 to \$17,499  | 1 718     | 1 547            | 171               | 1 672   | 46       | 6.5                              | 9.8              | 1.6               | 7.5   | 1.1   |
| \$17,500 to \$19,999  | 1 085     | 953              | 132               | 1 039   | 46       | 4.1                              | 6.0              | 1.3               | 4.7   | 1.1   |
| \$20,000 to \$24,999  | 535       | 477              | 58                | 510     | 25       | 2.0                              | 3.0              | 0.6               | 2.3   | 0.6   |
| \$25,000 to \$34,999  | 470       | 417              | 53                | 432     | 38       | 1.8                              | 2.6              | 0.5               | 2.0   | 0.9   |
| \$35,000 to \$49,999  | 233       | 181              | 52                | 203     | 30       | 0.9                              | 1.1              | 0.5               | 0.9   | 0.7   |
| \$50,000 or more  | 100       | 80               | 20                | 84      | 16       | 0.4                              | 0.5              | 0.2               | 0.4   | 0.4   |
| Median  | 44        | 34               | 10                | 37      | 7        | 0.2                              | 0.2              | 0.1               | 0.2   | 0.2   |
| With all plumbing facilities  | 22 257    | 14 755           | 7 502             | 20 185  | 2 092    | 100.0                            | 100.0            | 100.0             | 100.0 | 100.0 |
| Less than \$5,000   | 5 959     | 1 848            | 4 111             | 4 749   | 1 210    | 26.8                             | 12.5             | 54.8              | 23.6  | 57.8  |
| \$5,000 to \$9,999  | 8 889     | 6 359            | 2 530             | 8 289   | 600      | 39.9                             | 43.1             | 33.7              | 41.1  | 28.7  |
| \$10,000 to \$14,999  | 5 013     | 4 447            | 566               | 4 875   | 138      | 22.5                             | 30.1             | 7.5               | 24.2  | 6.6   |
| \$15,000 to \$19,999  | 1 572     | 1 403            | 169               | 1 511   | 61       | 7.1                              | 9.5              | 2.3               | 7.5   | 2.9   |
| \$20,000 to \$24,999  | 460       | 410              | 50                | 424     | 36       | 2.1                              | 2.8              | 0.7               | 2.1   | 1.7   |
| \$25,000 or more  | 364       | 288              | 76                | 317     | 47       | 1.6                              | 2.0              | 1.0               | 1.6   | 2.2   |
| Median  | 57 900    | 59 400           | \$5000 -          | 58 300  | \$5000 - | ...                              | ...              | ...               | ...   | ...   |
| <b>CONTRACT RENT</b>  |           |                  |                   |         |          |                                  |                  |                   |       |       |
| <b>Specified renter occupied</b>  |           |                  |                   |         |          |                                  |                  |                   |       |       |
| Less than \$30  | 19 015    | 12 859           | 6 156             | 17 359  | 1 656    | 100.0                            | 100.0            | 100.0             | 100.0 | 100.0 |
| \$30 to \$39  | 2 206     | 735              | 1 471             | 1 658   | 548      | 11.6                             | 5.7              | 23.9              | 9.6   | 33.1  |
| \$40 to \$59  | 3 939     | 1 665            | 2 274             | 3 477   | 462      | 20.7                             | 12.9             | 36.9              | 20.0  | 27.9  |
| \$60 to \$79  | 6 254     | 5 025            | 1 229             | 6 090   | 164      | 32.9                             | 39.1             | 20.0              | 35.1  | 9.9   |
| \$80 to \$99  | 3 140     | 2 840            | 300               | 3 107   | 33       | 16.5                             | 22.1             | 4.9               | 17.9  | 2.0   |
| \$100 to \$119  | 876       | 770              | 106               | 833     | 43       | 4.6                              | 6.0              | 1.7               | 4.8   | 2.6   |
| \$120 to \$149  | 807       | 754              | 53                | 800     | 7        | 4.2                              | 5.9              | 0.9               | 4.6   | 0.4   |
| \$150 to \$199  | 399       | 386              | 13                | 395     | 4        | 2.1                              | 3.0              | 0.2               | 2.3   | 0.2   |
| \$200 to \$249  | 118       | 105              | 13                | 116     | 2        | 0.6                              | 0.8              | 0.2               | 0.7   | 0.1   |
| \$250 or more   | 13        | 13               | -                 | 13      | -        | 0.1                              | 0.1              | -                 | 0.1   | -     |
| No cash rent  | 8         | 7                | 1                 | 7       | 1        | -                                | 0.1              | -                 | -     | 0.1   |
| Median  | 1 255     | 559              | 696               | 863     | 392      | 6.6                              | 4.3              | 11.3              | 5.0   | 23.7  |
| With all plumbing facilities  | 548       | 555              | 536               | 549     | 532      | ...                              | ...              | ...               | ...   | ...   |
| <b>With all plumbing facilities</b>   |           |                  |                   |         |          |                                  |                  |                   |       |       |
| Less than \$40  | 16 448    | 11 843           | 4 605             | 15 727  | 721      | 100.0                            | 100.0            | 100.0             | 100.0 | 100.0 |
| \$40 to \$59  | 4 447     | 1 808            | 2 639             | 4 054   | 393      | 27.0                             | 15.3             | 57.3              | 25.8  | 54.5  |
| \$60 to \$79  | 5 933     | 4 789            | 1 144             | 5 802   | 131      | 36.1                             | 40.4             | 24.8              | 36.9  | 18.2  |
| \$80 to \$99  | 3 060     | 2 769            | 291               | 3 035   | 25       | 18.6                             | 23.4             | 6.3               | 19.3  | 3.5   |
| \$100 to \$149  | 869       | 766              | 103               | 829     | 40       | 5.3                              | 6.5              | 2.2               | 5.3   | 3.5   |
| \$150 or more   | 1 198     | 1 133            | 65                | 1 188   | 10       | 7.3                              | 9.6              | 1.4               | 7.6   | 1.4   |
| No cash rent  | 136       | 125              | 11                | 136     | -        | 0.8                              | 1.1              | 0.2               | 0.9   | -     |
| Median  | 805       | 453              | 352               | 683     | 122      | 4.9                              | 3.8              | 7.6               | 4.3   | 16.9  |
| Median  | 550       | 556              | 537               | 551     | 536      | ...                              | ...              | ...               | ...   | ...   |

Limited to one-family homes on less than 10 acres and no business on property. Excludes one-family homes on 10 acres or more.



Table 7. Utilization Characteristics of Housing Units With Negro Head of Household, for the State: 1970

[For minimum base for derived figures (percent, median, etc.) and meaning of symbols, see text]

The State  
Inside and Outside Standard  
Metropolitan Statistical Areas  
Urban and Rural

|   | The State |               |                |        |       | The State—Percent distribution |               |                |       |       |
|---|-----------|---------------|----------------|--------|-------|--------------------------------|---------------|----------------|-------|-------|
|   | Total     | Inside SMSA's | Outside SMSA's | Urban  | Rural | Total                          | Inside SMSA's | Outside SMSA's | Urban | Rural |
| All occupied housing units .....          | 49 575    | 30 348        | 19 227         | 41 017 | 8 558 | 100.0                          | 100.0         | 100.0          | 100.0 | 100.0 |
| <b>UNITS IN STRUCTURE</b>                 |           |               |                |        |       |                                |               |                |       |       |
| 1 .....                                   | 42 407    | 24 202        | 18 205         | 34 087 | 8 320 | 85.5                           | 79.7          | 94.7           | 83.1  | 97.2  |
| 2 or more .....                           | 6 967     | 6 009         | 958            | 6 796  | 171   | 14.1                           | 19.8          | 5.0            | 16.6  | 2.0   |
| Mobile home or trailer .....              | 201       | 137           | 64             | 134    | 67    | 0.4                            | 0.5           | 0.3            | 0.3   | 0.8   |
| <b>ROOMS</b>                              |           |               |                |        |       |                                |               |                |       |       |
| <b>Owner occupied .....</b>               |           |               |                |        |       |                                |               |                |       |       |
| 29 525                                    | 17 111    | 12 414        | 23 287         | 6 238  | 100.0 | 100.0                          | 100.0         | 100.0          | 100.0 |       |
| 1 room .....                              | 67        | 34            | 33             | 39     | 28    | 0.2                            | 0.2           | 0.3            | 0.2   | 0.4   |
| 2 rooms .....                             | 452       | 182           | 270            | 273    | 179   | 1.5                            | 1.1           | 2.2            | 1.2   | 2.9   |
| 3 rooms .....                             | 1 612     | 693           | 919            | 1 125  | 487   | 5.5                            | 4.1           | 7.4            | 4.8   | 7.8   |
| 4 rooms .....                             | 6 472     | 3 031         | 3 441          | 4 594  | 1 878 | 21.9                           | 17.7          | 27.7           | 19.7  | 30.1  |
| 5 rooms .....                             | 10 509    | 6 706         | 3 803          | 8 748  | 1 761 | 35.6                           | 39.2          | 30.6           | 37.6  | 28.2  |
| 6 rooms .....                             | 7 113     | 4 446         | 2 667          | 5 763  | 1 350 | 24.1                           | 26.0          | 21.5           | 24.7  | 21.6  |
| 7 rooms .....                             | 2 254     | 1 413         | 841            | 1 892  | 362   | 7.6                            | 8.3           | 6.8            | 8.1   | 5.8   |
| 8 rooms .....                             | 686       | 394           | 292            | 562    | 124   | 2.3                            | 2.3           | 2.4            | 2.4   | 2.0   |
| 9 rooms or more .....                     | 360       | 212           | 148            | 291    | 69    | 1.2                            | 1.2           | 1.2            | 1.2   | 1.1   |
| Median .....                              | 5.1       | 5.2           | 4.9            | 5.1    | 4.8   | ...                            | ...           | ...            | ...   | ...   |
| <b>Renter occupied .....</b>              |           |               |                |        |       |                                |               |                |       |       |
| 20 050                                    | 13 237    | 6 813         | 17 730         | 2 320  | 100.0 | 100.0                          | 100.0         | 100.0          | 100.0 |       |
| 1 room .....                              | 577       | 422           | 155            | 533    | 44    | 2.9                            | 3.2           | 2.3            | 3.0   | 1.9   |
| 2 rooms .....                             | 1 099     | 713           | 386            | 967    | 132   | 5.5                            | 5.4           | 5.7            | 5.5   | 5.7   |
| 3 rooms .....                             | 3 980     | 2 805         | 1 175          | 3 601  | 379   | 19.9                           | 21.2          | 17.2           | 20.3  | 16.3  |
| 4 rooms .....                             | 6 414     | 4 083         | 2 331          | 5 570  | 844   | 32.0                           | 30.8          | 34.2           | 31.4  | 36.4  |
| 5 rooms .....                             | 4 850     | 3 253         | 1 597          | 4 339  | 511   | 24.2                           | 24.6          | 23.4           | 24.5  | 22.0  |
| 6 rooms .....                             | 2 293     | 1 431         | 862            | 1 979  | 314   | 11.4                           | 10.8          | 12.7           | 11.2  | 13.5  |
| 7 rooms .....                             | 566       | 368           | 198            | 512    | 54    | 2.8                            | 2.8           | 2.9            | 2.9   | 2.3   |
| 8 rooms .....                             | 190       | 114           | 76             | 165    | 25    | 0.9                            | 0.9           | 1.1            | 0.9   | 1.1   |
| 9 rooms or more .....                     | 81        | 48            | 33             | 64     | 17    | 0.4                            | 0.4           | 0.5            | 0.4   | 0.7   |
| Median .....                              | 4.2       | 4.2           | 4.2            | 4.2    | 4.2   | ...                            | ...           | ...            | ...   | ...   |
| <b>PERSONS</b>                            |           |               |                |        |       |                                |               |                |       |       |
| <b>Owner occupied .....</b>               |           |               |                |        |       |                                |               |                |       |       |
| 29 525                                    | 17 111    | 12 414        | 23 287         | 6 238  | 100.0 | 100.0                          | 100.0         | 100.0          | 100.0 |       |
| 1 person .....                            | 6 266     | 2 813         | 3 453          | 4 665  | 1 601 | 21.2                           | 16.4          | 27.8           | 20.0  | 25.7  |
| 2 persons .....                           | 8 276     | 4 568         | 3 708          | 6 432  | 1 844 | 28.0                           | 26.7          | 29.9           | 27.6  | 29.6  |
| 3 persons .....                           | 4 197     | 2 646         | 1 551          | 3 430  | 767   | 14.2                           | 15.5          | 12.5           | 14.7  | 12.3  |
| 4 persons .....                           | 3 258     | 2 247         | 1 011          | 2 736  | 522   | 11.0                           | 13.1          | 8.1            | 11.7  | 8.4   |
| 5 persons .....                           | 2 464     | 1 688         | 776            | 2 053  | 411   | 8.3                            | 9.9           | 6.3            | 8.8   | 6.6   |
| 6 persons .....                           | 1 834     | 1 201         | 633            | 1 495  | 339   | 6.2                            | 7.0           | 5.1            | 6.4   | 5.4   |
| 7 persons .....                           | 1 352     | 854           | 498            | 1 074  | 278   | 4.6                            | 5.0           | 4.0            | 4.6   | 4.5   |
| 8 persons .....                           | 999       | 621           | 378            | 793    | 206   | 3.4                            | 3.6           | 3.0            | 3.4   | 3.3   |
| 9 persons or more .....                   | 879       | 473           | 406            | 609    | 270   | 3.0                            | 2.8           | 3.3            | 2.6   | 4.3   |
| Median .....                              | 2.6       | 2.9           | 2.2            | 2.7    | 2.3   | ...                            | ...           | ...            | ...   | ...   |
| <b>Renter occupied .....</b>              |           |               |                |        |       |                                |               |                |       |       |
| 20 050                                    | 13 237    | 6 813         | 17 730         | 2 320  | 100.0 | 100.0                          | 100.0         | 100.0          | 100.0 |       |
| 1 person .....                            | 5 449     | 3 460         | 1 989          | 4 806  | 643   | 27.2                           | 26.1          | 29.2           | 27.1  | 27.7  |
| 2 persons .....                           | 4 128     | 2 787         | 1 341          | 3 642  | 486   | 20.6                           | 21.1          | 19.7           | 20.5  | 20.9  |
| 3 persons .....                           | 3 140     | 2 208         | 932            | 2 851  | 289   | 15.7                           | 16.7          | 13.7           | 16.1  | 12.5  |
| 4 persons .....                           | 2 400     | 1 629         | 771            | 2 159  | 241   | 12.0                           | 12.3          | 11.3           | 12.2  | 10.4  |
| 5 persons .....                           | 1 645     | 1 096         | 549            | 1 483  | 162   | 8.2                            | 8.3           | 8.1            | 8.4   | 7.0   |
| 6 persons .....                           | 1 192     | 788           | 404            | 1 034  | 158   | 5.9                            | 6.0           | 5.9            | 5.8   | 6.8   |
| 7 persons .....                           | 901       | 581           | 320            | 785    | 116   | 4.5                            | 4.4           | 4.4            | 4.4   | 5.0   |
| 8 persons .....                           | 669       | 413           | 256            | 572    | 97    | 3.3                            | 3.1           | 3.8            | 3.2   | 4.2   |
| 9 persons or more .....                   | 526       | 275           | 251            | 398    | 128   | 2.6                            | 2.1           | 3.7            | 2.2   | 5.5   |
| Median .....                              | 2.6       | 2.7           | 2.6            | 2.6    | 2.6   | ...                            | ...           | ...            | ...   | ...   |
| <b>PERSONS PER ROOM</b>                   |           |               |                |        |       |                                |               |                |       |       |
| <b>Owner occupied .....</b>               |           |               |                |        |       |                                |               |                |       |       |
| 29 525                                    | 17 111    | 12 414        | 23 287         | 6 238  | 100.0 | 100.0                          | 100.0         | 100.0          | 100.0 |       |
| 0.50 or less .....                        | 15 758    | 8 276         | 7 482          | 12 210 | 3 548 | 53.4                           | 48.4          | 60.3           | 52.4  | 56.9  |
| 0.51 to 0.75 .....                        | 4 554     | 2 895         | 1 659          | 3 681  | 873   | 15.4                           | 16.9          | 13.4           | 15.8  | 14.0  |
| 0.76 to 1.00 .....                        | 4 832     | 3 325         | 1 507          | 4 063  | 769   | 16.4                           | 19.4          | 12.1           | 17.4  | 12.3  |
| 1.01 to 1.50 .....                        | 3 005     | 1 888         | 1 117          | 2 390  | 615   | 10.2                           | 11.0          | 9.0            | 10.3  | 9.9   |
| 1.51 or more .....                        | 1 376     | 727           | 649            | 943    | 433   | 4.7                            | 4.2           | 5.2            | 4.0   | 6.9   |
| <b>Renter occupied .....</b>              |           |               |                |        |       |                                |               |                |       |       |
| 20 050                                    | 13 237    | 6 813         | 17 730         | 2 320  | 100.0 | 100.0                          | 100.0         | 100.0          | 100.0 |       |
| 0.50 or less .....                        | 8 182     | 5 181         | 3 001          | 7 131  | 1 051 | 40.8                           | 39.1          | 44.0           | 40.2  | 45.3  |
| 0.51 to 0.75 .....                        | 3 657     | 2 576         | 1 081          | 3 332  | 325   | 18.2                           | 19.5          | 15.9           | 18.8  | 14.0  |
| 0.76 to 1.00 .....                        | 4 354     | 3 057         | 1 297          | 3 977  | 377   | 21.7                           | 23.1          | 19.0           | 22.4  | 16.3  |
| 1.01 to 1.50 .....                        | 2 514     | 1 679         | 835            | 2 229  | 285   | 12.5                           | 12.7          | 12.3           | 12.6  | 12.3  |
| 1.51 or more .....                        | 1 343     | 744           | 599            | 1 061  | 282   | 6.7                            | 5.6           | 8.8            | 6.0   | 12.2  |
| <b>With all plumbing facilities .....</b> |           |               |                |        |       |                                |               |                |       |       |
| <b>Owner occupied .....</b>               |           |               |                |        |       |                                |               |                |       |       |
| 24 267                                    | 15 764    | 8 503         | 21 176         | 3 091  | 100.0 | 100.0                          | 100.0         | 100.0          | 100.0 |       |
| 1.00 or less .....                        | 20 860    | 13 409        | 7 451          | 18 188 | 2 672 | 86.0                           | 85.1          | 87.6           | 85.9  | 86.4  |
| 1.01 to 1.50 .....                        | 2 487     | 1 741         | 746            | 2 196  | 291   | 10.2                           | 11.0          | 8.8            | 10.4  | 9.4   |
| 1.51 or more .....                        | 920       | 614           | 306            | 792    | 128   | 3.8                            | 3.9           | 3.6            | 3.7   | 4.1   |
| <b>Renter occupied .....</b>              |           |               |                |        |       |                                |               |                |       |       |
| 17 006                                    | 12 163    | 4 843         | 16 080         | 926    | 100.0 | 100.0                          | 100.0         | 100.0          | 100.0 |       |
| 1.00 or less .....                        | 13 764    | 9 910         | 3 854          | 13 027 | 737   | 80.9                           | 81.5          | 79.6           | 81.0  | 79.6  |
| 1.01 to 1.50 .....                        | 2 222     | 1 596         | 626            | 2 110  | 112   | 13.1                           | 13.1          | 12.9           | 13.1  | 12.1  |
| 1.51 or more .....                        | 1 020     | 657           | 363            | 943    | 77    | 6.0                            | 5.4           | 7.5            | 5.9   | 8.3   |
| <b>TELEPHONE</b>                          |           |               |                |        |       |                                |               |                |       |       |
| <b>Available .....</b>                    |           |               |                |        |       |                                |               |                |       |       |
| 34 078                                    | 22 416    | 11 662        | 29 584         | 4 494  | 68.7  | 73.9                           | 60.7          | 72.1           | 52.5  |       |
| None .....                                | 15 497    | 7 932         | 7 565          | 11 433 | 4 064 | 31.3                           | 26.1          | 39.3           | 27.9  | 47.5  |

Table 8. Occupancy, Plumbing, and Structural Characteristics for Areas and Places: 1970-

[For minimum base for derived figures (percent, median, etc.) and meaning of symbols, see text]

**SMSA's**  
**Places of 50,000**  
**Inhabitants or More**  
**(or Central Cities)**  
**Urban Balance**  
**Urbanized Areas**  
**Places of 50,000**  
**Inhabitants or More**

|   | Standard metropolitan statistical areas |                  |            |                  |        |        |         |               |               |                     |   |         |               |
|---|---|------------------|------------|------------------|--------|--------|---------|---------------|---------------|---------------------|---|---------|---------------|
|   | Fort Smith                              |                  |            |                  | Lawton |        |         |               | Oklahoma City |                     |   |         |               |
|   | Total                                   | Arkansas portion |            | Oklahoma portion |        | Total  | Lawton  | Urban balance | Total         | Norman (urban part) | Oklahoma City (urban part) <sup>1</sup> |         |               |
|   |   | Total            | Fort Smith | Urban balance    | Total  |        |         |               |               |                     | Urban part                              | Total   | Urban balance |
| Total population                        | 160 421                                 | 104 914          | 62 802     | 10 617           | 55 507 | 15 052 | 108 144 | 74 470        | 21 217        | 640 889             | 48 627                                  | 356 661 | 202 171       |
| All housing units                       | 56 920                                  | 37 502           | 22 896     | 3 712            | 19 418 | 5 732  | 31 864  | 25 954        | 1 382         | 226 936             | 15 719                                  | 135 282 | 64 248        |
| Vacant - seasonal and migratory         | 19                                      | 14               | 1          | 1                | 5      | -      | 50      | 19            | -             | 68                  | 3                                       | 47      | 8             |
| All year-round housing units            | 56 901                                  | 37 488           | 22 895     | 3 711            | 19 413 | 5 732  | 31 814  | 25 935        | 1 382         | 226 868             | 15 716                                  | 135 235 | 64 240        |
| <b>POPULATION</b>                       |   |                  |            |                  |        |        |         |               |               |                     |   |         |               |
| Population in housing units, 1970       | 158 618                                 | 103 760          | 61 919     | 10 480           | 54 858 | 14 660 | 91 564  | 73 190        | 6 098         | 621 594             | 40 769                                  | 350 679 | 197 060       |
| Per occupied unit                       | 3.0                                     | 3.0              | 2.9        | 3.0              | 3.1    | 2.7    | 3.2     | 3.1           | 4.5           | 3.0                 | 2.8                                     | 2.8     | 3.2           |
| Owner                                   | 3.0                                     | 3.0              | 3.0        | 3.0              | 3.0    | 2.7    | 3.3     | 3.3           | ...           | 3.1                 | 3.1                                     | 3.0     | 3.3           |
| Renter                                  | 3.0                                     | 2.9              | 2.7        | 3.1              | 3.2    | 2.8    | 3.1     | 2.8           | 4.5           | 2.6                 | 2.4                                     | 2.5     | 2.9           |
| Population in housing units, 1960       | 134 034                                 | 87 193           | 52 255     | ...              | 46 841 | ...    | 77 628  | 60 952        | ...           | 496 421             | ...                                     | ...     | ...           |
| Per occupied unit                       | 3.2                                     | 3.2              | 3.1        | ...              | 3.2    | ...    | 3.4     | 3.4           | ...           | 3.1                 | ...                                     | ...     | ...           |
| <b>TENURE, RACE, AND VACANCY STATUS</b> |   |                  |            |                  |        |        |         |               |               |                     |   |         |               |
| All occupied units                      | 52 589                                  | 34 744           | 21 327     | 3 496            | 17 845 | 5 374  | 28 827  | 23 541        | 1 368         | 210 102             | 14 777                                  | 123 996 | 61 050        |
| Owner occupied                          | 36 885                                  | 24 175           | 14 114     | 2 297            | 12 710 | 3 623  | 16 582  | 13 681        | 1             | 142 242             | 7 978                                   | 79 722  | 46 783        |
| Percent of all occupied                 | 70.1                                    | 69.6             | 66.2       | 65.7             | 71.2   | 67.4   | 57.5    | 58.1          | 0.1           | 67.7                | 54.0                                    | 64.3    | 76.3          |
| Cooperative or condominium              | 5                                       | 5                | -          | 5                | -      | -      | 8       | 8             | -             | 176                 | -                                       | 142     | 34            |
| White                                   | 35 046                                  | 23 301           | 13 392     | 2 205            | 11 745 | 3 484  | 14 921  | 12 197        | 1             | 131 529             | 7 849                                   | 70 752  | 45 649        |
| Negro                                   | 1 153                                   | 786              | 458        | 86               | 367    | 40     | 1 172   | 1 167         | -             | 8 634               | 5                                       | 7 905   | 401           |
| Renter occupied                         | 15 704                                  | 10 569           | 7 213      | 1 199            | 5 135  | 1 751  | 12 245  | 9 860         | 1 367         | 67 860              | 6 799                                   | 44 274  | 14 267        |
| White                                   | 14 458                                  | 9 819            | 6 523      | 1 160            | 4 639  | 1 649  | 10 466  | 8 394         | 1 143         | 58 901              | 6 535                                   | 36 343  | 13 695        |
| Negro                                   | 796                                     | 655              | 604        | 36               | 141    | 16     | 1 375   | 1 163         | 200           | 6 817               | 81                                      | 6 419   | 217           |
| Vacant year-round units                 | 4 312                                   | 2 744            | 1 568      | 215              | 1 568  | 358    | 2 987   | 2 394         | 14            | 16 766              | 939                                     | 11 239  | 3 190         |
| For sale only                           | 621                                     | 465              | 314        | 40               | 156    | 59     | 472     | 406           | -             | 2 783               | 202                                     | 1 570   | 936           |
| Homeowner vacancy rate                  | 1.7                                     | 1.9              | 2.2        | 1.7              | 1.2    | 1.6    | 2.8     | 2.9           | -             | 1.9                 | 2.5                                     | 1.9     | 2.0           |
| With all plumbing facilities            | 529                                     | 409              | 306        | 36               | 120    | 54     | 455     | 401           | -             | 2 724               | 202                                     | 1 536   | 924           |
| For rent                                | 1 485                                   | 1 013            | 709        | 110              | 472    | 141    | 1 765   | 1 549         | 13            | 8 829               | 481                                     | 6 148   | 1 381         |
| Rental vacancy rate                     | 8.6                                     | 8.7              | 8.9        | 8.4              | 8.4    | 7.5    | 12.6    | 13.6          | 0.9           | 11.5                | 6.6                                     | 13.2    | 8.8           |
| With all plumbing facilities            | 1 101                                   | 822              | 627        | 97               | 279    | 113    | 1 658   | 1 468         | 13            | 8 258               | 468                                     | 6 298   | 1 331         |
| Rented or sold, awaiting occupancy      | 370                                     | 252              | 116        | 16               | 118    | 19     | 199     | 161           | -             | 1 006               | 87                                      | 567     | 279           |
| Held for occasional use                 | 490                                     | 158              | 71         | 14               | 332    | 33     | 158     | 58            | 1             | 495                 | 40                                      | 261     | 98            |
| Other vacant                            | 1 346                                   | 856              | 358        | 35               | 490    | 106    | 393     | 220           | -             | 3 653               | 129                                     | 2 093   | 496           |
| All year-round housing units            | 56 901                                  | 37 488           | 22 895     | 3 711            | 19 413 | 5 732  | 31 814  | 25 935        | 1 382         | 226 868             | 15 716                                  | 135 235 | 64 240        |
| <b>PLUMBING FACILITIES</b>              |   |                  |            |                  |        |        |         |               |               |                     |   |         |               |
| With all plumbing facilities            | 49 718                                  | 34 020           | 22 167     | 3 450            | 15 698 | 5 267  | 30 893  | 25 463        | 1 372         | 220 937             | 15 550                                  | 131 602 | 63 506        |
| Lacking some or all plumbing facilities | 7 183                                   | 3 468            | 728        | 261              | 3 715  | 465    | 921     | 472           | 10            | 5 931               | 166                                     | 3 633   | 734           |
| Lacking only hot water                  | 467                                     | 278              | 67         | 41               | 189    | 35     | 95      | 51            | 2             | 471                 | 9                                       | 261     | 104           |
| Lacking other plumbing facilities       | 6 716                                   | 3 190            | 661        | 220              | 3 526  | 430    | 826     | 421           | 8             | 5 460               | 157                                     | 3 372   | 630           |
| <b>PIPED WATER IN STRUCTURE</b>         |   |                  |            |                  |        |        |         |               |               |                     |   |         |               |
| Hot and cold                            | 51 067                                  | 34 833           | 22 556     | 3 514            | 16 234 | 5 402  | 31 297  | 25 765        | 1 380         | 224 232             | 15 696                                  | 134 145 | 63 865        |
| Cold only                               | 2 224                                   | 1 193            | 280        | 156              | 1 031  | 225    | 283     | 140           | 2             | 1 216               | 17                                      | 593     | 215           |
| None                                    | 3 610                                   | 1 462            | 59         | 41               | 2 148  | 105    | 234     | 30            | -             | 1 420               | 3                                       | 497     | 160           |
| <b>FLUSH TOILET</b>                     |   |                  |            |                  |        |        |         |               |               |                     |   |         |               |
| For exclusive use of household          | 50 708                                  | 34 593           | 22 362     | 3 553            | 16 115 | 5 371  | 31 170  | 25 642        | 1 380         | 222 379             | 15 587                                  | 132 467 | 63 830        |
| Also used by another household          | 456                                     | 350              | 304        | 30               | 106    | 74     | 210     | 206           | 2             | 2 086               | 123                                     | 1 843   | 116           |
| None                                    | 5 737                                   | 2 545            | 229        | 128              | 3 192  | 287    | 434     | 87            | -             | 2 403               | 6                                       | 925     | 294           |
| <b>BATHTUB OR SHOWER</b>                |   |                  |            |                  |        |        |         |               |               |                     |   |         |               |
| For exclusive use of household          | 50 593                                  | 34 520           | 22 282     | 3 505            | 16 073 | 5 333  | 31 076  | 25 552        | 1 376         | 221 724             | 15 562                                  | 132 033 | 63 654        |
| Also used by another household          | 462                                     | 362              | 314        | 32               | 100    | 70     | 218     | 216           | -             | 2 177               | 129                                     | 1 923   | 123           |
| None                                    | 5 846                                   | 2 606            | 299        | 174              | 3 240  | 329    | 520     | 167           | 6             | 2 967               | 25                                      | 1 279   | 463           |
| <b>COMPLETE KITCHEN FACILITIES</b>      |   |                  |            |                  |        |        |         |               |               |                     |   |         |               |
| All year-round units                    | 56 901                                  | 37 488           | 22 895     | 3 711            | 19 413 | 5 732  | 31 814  | 25 935        | 1 382         | 226 868             | 15 716                                  | 135 235 | 64 240        |
| For exclusive use of household          | 51 948                                  | 35 140           | 22 328     | 3 614            | 16 808 | 5 483  | 30 977  | 25 501        | 1 381         | 221 188             | 15 469                                  | 131 838 | 63 310        |
| Also used by another household          | 46                                      | 34               | 30         | 2                | 12     | 8      | 22      | 21            | 1             | 311                 | 18                                      | 264     | 25            |
| No complete kitchen facilities          | 4 907                                   | 2 314            | 537        | 95               | 2 593  | 241    | 815     | 413           | -             | 5 369               | 229                                     | 3 133   | 905           |
| Renter occupied                         | 15 704                                  | 10 569           | 7 213      | 1 199            | 5 135  | 1 751  | 12 245  | 9 860         | 1 367         | 67 860              | 6 799                                   | 44 274  | 14 267        |
| For exclusive use of household          | 14 173                                  | 9 830            | 6 983      | 1 158            | 4 343  | 1 685  | 12 044  | 9 732         | 1 366         | 65 772              | 6 676                                   | 42 678  | 14 068        |
| Also used by another household          | 27                                      | 20               | 17         | 1                | 7      | 4      | 12      | 11            | 1             | 212                 | 13                                      | 184     | 15            |
| No complete kitchen facilities          | 1 504                                   | 719              | 213        | 40               | 785    | 62     | 189     | 117           | -             | 1 876               | 110                                     | 1 412   | 184           |
| <b>ACCESS</b>                           |   |                  |            |                  |        |        |         |               |               |                     |   |         |               |
| With direct access                      | 56 893                                  | 37 481           | 22 891     | 3 709            | 19 412 | 5 731  | 31 808  | 25 930        | 1 381         | 226 795             | 15 714                                  | 135 180 | 64 225        |
| Lacking direct access                   | 8                                       | 7                | 4          | 2                | 1      | 1      | 6       | 5             | 1             | 73                  | 2                                       | 55      | 15            |
| <b>UNITS IN STRUCTURE</b>               |   |                  |            |                  |        |        |         |               |               |                     |   |         |               |
| All year-round units                    | 56 901                                  | 37 488           | 22 895     | 3 711            | 19 413 | 5 732  | 31 814  | 25 935        | 1 382         | 226 868             | 15 716                                  | 135 235 | 64 240        |
| 1                                       | 50 007                                  | 31 935           | 18 589     | 3 155            | 18 072 | 5 161  | 24 597  | 20 045        | 440           | 181 101             | 10 795                                  | 102 880 | 56 560        |
| 2 or more                               | 5 378                                   | 4 717            | 4 069      | 404              | 661    | 396    | 5 805   | 4 745         | 942           | 42 200              | 4 680                                   | 31 056  | 6 255         |
| Mobile home or trailer                  | 1 516                                   | 836              | 237        | 152              | 680    | 175    | 1 412   | 1 145         | -             | 3 567               | 241                                     | 1 299   | 1 355         |
| Owner occupied                          | 36 885                                  | 24 175           | 14 114     | 2 297            | 12 710 | 3 623  | 16 582  | 13 681        | 1             | 142 242             | 7 978                                   | 79 722  | 46 783        |
| 1                                       | 35 035                                  | 23 012           | 13 574     | 2 128            | 12 023 | 3 434  | 15 259  | 12 608        | 1             | 136 559             | 7 598                                   | 76 622  | 45 281        |
| 2 or more                               | 573                                     | 453              | 350        | 47               | 120    | 54     | 328     | 295           | -             | 2 687               | 160                                     | 2 044   | 378           |
| Mobile home or trailer                  | 1 277                                   | 710              | 190        | 122              | 567    | 135    | 995     | 778           | -             | 2 996               | 220                                     | 1 056   | 1 124         |
| Renter occupied                         | 15 704                                  | 10 569           | 7 213      | 1 199            | 5 135  | 1 751  | 12 245  | 9 860         | 1 367         | 67 860              | 6 799                                   | 44 274  | 14 267        |
| 1                                       | 11 359                                  | 6 790            | 3 962      | 865              | 4 569  | 1 421  | 7 125   | 5 784         | 437           | 35 036              | 2 696                                   | 20 749  | 9 226         |
| 2 or more                               | 4 106                                   | 3 653            | 3 204      | 304              | 453    | 290    | 4 703   | 3 709         | 930           | 32 253              | 4 082                                   | 23 282  | 4 810         |
| Mobile home or trailer                  | 239                                     | 126              | 47         | 30               | 113    | 40     | 417     | 367           | -             | 571                 | 21                                      | 243     | 231           |
| <b>TELEPHONE</b>                        |   |                  |            |                  |        |        |         |               |               |                     |   |         |               |
| All occupied units                      | 52 589                                  | 34 744           | 21 327     | 3 496            | 17 845 | 5 374  | 28 827  | 23 541        | 1 368         | 210 102             | 14 777                                  | 123 996 | 61 050        |
| Available                               | 39 466                                  | 27 662           | 17 824     | 2 784            | 11 804 | 4 099  | 24 612  | 20 200        | 1 360         | 187 090             | 13 604                                  | 108 616 | 56 396        |
| None                                    | 13 123                                  | 7 082            | 3 503      | 712              | 6 041  | 1 275  | 4 215   | 3 341         | 8             | 23 012              | 1 173                                   | 15 380  | 4 654         |

<sup>1</sup>Data relate to the part of the city within the SMSA.

Table 8. **Occupancy, Plumbing, and Structural Characteristics for Areas and Places: 1970—Continued**

[For minimum base for derived figures (percent, median, etc.) and meaning of symbols, see text]

**SMSA's  
Places of 50,000  
Inhabitants or More  
(or Central Cities)  
Urban Balance  
Urbanized Areas  
Places of 50,000  
Inhabitants or More**

|  | SMSA's—Con. |                    |               | Urbanized areas |                  |                  |        |               |         | Places |        |               |         |
|--|-------------|--------------------|---------------|-----------------|------------------|------------------|--------|---------------|---------|--------|--------|---------------|---------|
|  | Tulsa       |                    |               | Fort Smith      |                  |                  |        |               |         |        |        |               |         |
|  | Total       | Tulsa (urban part) | Urban balance | Total           | Arkansas portion | Oklahoma portion | Lawton | Oklahoma City | Tulsa   | Lawton | Norman | Oklahoma City | Tulsa   |
| <b>Total population</b> .....                  | 476 945     | 330 409            | 78 966        | 75 517          | 73 419           | 2 098            | 95 687 | 579 788       | 371 499 | 74 470 | 52 117 | 366 481       | 331 638 |
| <b>All housing units</b> .....                 | 171 833     | 121 460            | 27 852        | 27 353          | 26 608           | 745              | 27 336 | 206 260       | 134 673 | 25 954 | 16 784 | 138 447       | 121 877 |
| Vacant—seasonal and migratory .....            | 238         | 32                 | 3             | 2               | 2                | —                | 19     | 55            | 32      | 19     | 4      | 49            | 32      |
| <b>All year-round housing units</b> .....      | 171 595     | 121 428            | 27 849        | 27 351          | 26 606           | 745              | 27 317 | 206 205       | 134 641 | 25 935 | 16 780 | 138 398       | 121 845 |
| <b>POPULATION</b>                              |             |                    |               |                 |                  |                  |        |               |         |        |        |               |         |
| <b>Population in housing units, 1970</b> ..... | 470 118     | 325 746            | 77 792        | 74 476          | 72 399           | 2 077            | 79 288 | 562 490       | 366 299 | 73 190 | 44 254 | 360 311       | 326 975 |
| Per occupied unit.....                         | 2.9         | 2.9                | 3.0           | 2.9             | 2.9              | 2.9              | 3.2    | 2.9           | 2.9     | 3.1    | 2.8    | 2.8           | 2.9     |
| Owner.....                                     | 3.1         | 3.1                | 3.0           | 3.0             | 3.0              | 2.8              | 3.3    | 3.1           | 3.1     | 3.3    | 3.1    | 3.0           | 3.1     |
| Renter.....                                    | 2.6         | 2.5                | 2.9           | 2.8             | 2.8              | 3.2              | 3.0    | 2.5           | 2.5     | 2.8    | 2.4    | 2.5           | 2.5     |
| <b>Population in housing units, 1960</b> ..... | 415 278     | ...                | ...           | 60 859          | ...              | ...              | 61 196 | 422 644       | 296 177 | 60 952 | 26 663 | 319 269       | 259 262 |
| Per occupied unit.....                         | 3.1         | ...                | ...           | 3.1             | ...              | ...              | 3.4    | 3.1           | 3.1     | 3.4    | 3.0    | 3.0           | 3.0     |
| <b>TENURE, RACE, AND VACANCY STATUS</b>        |             |                    |               |                 |                  |                  |        |               |         |        |        |               |         |
| <b>All occupied units</b> .....                | 159 476     | 112 414            | 26 087        | 25 530          | 24 823           | 707              | 24 909 | 191 339       | 124 991 | 23 541 | 15 755 | 126 954       | 112 792 |
| Owner occupied.....                            | 108 911     | 74 542             | 18 448        | 16 887          | 16 411           | 476              | 13 682 | 128 307       | 83 799  | 13 681 | 8 727  | 81 920        | 74 785  |
| Percent of all occupied.....                   | 68.3        | 66.3               | 70.7          | 66.1            | 66.1             | 67.3             | 54.9   | 67.1          | 67.0    | 58.1   | 55.4   | 64.5          | 66.3    |
| Cooperative or condominium .....               | 224         | 214                | 10            | 5               | 5                | —                | 8      | 176           | 214     | 8      | —      | 142           | 214     |
| White.....                                     | 99 128      | 66 976             | 17 371        | 16 069          | 15 597           | 472              | 12 198 | 118 312       | 75 891  | 12 197 | 8 555  | 72 821        | 67 211  |
| Negro.....                                     | 6 938       | 6 058              | 475           | 744             | 744              | —                | 1 167  | 8 157         | 6 151   | 1 167  | 11     | 8 010         | 6 062   |
| Renter occupied.....                           | 50 565      | 37 872             | 7 639         | 8 643           | 8 412            | 231              | 11 227 | 63 032        | 41 192  | 9 860  | 7 028  | 45 034        | 38 007  |
| White.....                                     | 43 537      | 31 934             | 6 970         | 7 906           | 7 683            | 223              | 9 537  | 54 474        | 35 050  | 8 394  | 6 743  | 37 067        | 32 060  |
| Negro.....                                     | 4 904       | 4 546              | 240           | 640             | 640              | —                | 1 363  | 6 616         | 4 614   | 1 163  | 85     | 6 441         | 4 548   |
| Vacant year-round units.....                   | 12 119      | 9 014              | 1 762         | 1 821           | 1 783            | 38               | 2 408  | 14 866        | 9 650   | 2 394  | 1 025  | 11 444        | 9 853   |
| For sale only.....                             | 1 807       | 1 275              | 369           | 359             | 354              | 5                | 406    | 2 630         | 1 468   | 406    | 206    | 1 583         | 1 280   |
| Homeowner vacancy rate.....                    | 1.6         | 1.7                | 2.0           | 2.1             | 2.1              | 1.0              | 2.9    | 2.0           | 1.7     | 2.9    | 2.3    | 1.9           | 1.7     |
| With all plumbing facilities.....              | 1 731       | 1 252              | 350           | 345             | 342              | 3                | 401    | 2 590         | 1 433   | 401    | 205    | 1 547         | 1 257   |
| For rent.....                                  | 7 220       | 5 952              | 854           | 832             | 819              | 13               | 1 562  | 8 428         | 6 214   | 1 549  | 501    | 6 795         | 5 966   |
| Rental vacancy rate.....                       | 12.5        | 13.6               | 10.1          | 8.8             | 8.9              | 5.3              | 12.2   | 11.8          | 13.1    | 13.6   | 6.7    | 13.1          | 13.6    |
| With all plumbing facilities.....              | 6 806       | 5 714              | 747           | 725             | 724              | 1                | 1 481  | 7 935         | 5 941   | 1 468  | 475    | 6 339         | 5 726   |
| Rented or sold, awaiting occupancy.....        | 758         | 616                | 86            | 134             | 132              | 2                | 161    | 889           | 664     | 161    | 95     | 586           | 621     |
| Held for occasional use.....                   | 510         | 206                | 84            | 89              | 85               | 4                | 59     | 380           | 232     | 58     | 44     | 288           | 210     |
| Other vacant.....                              | 1 824       | 965                | 369           | 407             | 393              | 14               | 220    | 2 539         | 1 072   | 220    | 179    | 2 192         | 976     |
| <b>All year-round housing units</b> .....      | 171 595     | 121 428            | 27 849        | 27 351          | 26 606           | 745              | 27 317 | 206 205       | 134 641 | 25 935 | 16 780 | 138 398       | 121 845 |
| <b>PLUMBING FACILITIES</b>                     |             |                    |               |                 |                  |                  |        |               |         |        |        |               |         |
| With all plumbing facilities.....              | 165 654     | 119 069            | 26 520        | 26 149          | 25 617           | 532              | 26 835 | 201 975       | 131 796 | 25 463 | 16 490 | 134 549       | 119 446 |
| Lacking some or all plumbing facilities.....   | 5 941       | 2 359              | 1 329         | 1 202           | 989              | 213              | 482    | 4 230         | 2 845   | 472    | 290    | 3 849         | 2 399   |
| Lacking only hot water.....                    | 545         | 227                | 115           | 115             | 108              | 7                | 53     | 338           | 264     | 51     | 17     | 291           | 235     |
| Lacking other plumbing facilities.....         | 5 396       | 2 132              | 1 214         | 1 087           | 881              | 206              | 429    | 3 892         | 2 581   | 421    | 273    | 3 558         | 2 164   |
| <b>PIPED WATER IN STRUCTURE</b>                |             |                    |               |                 |                  |                  |        |               |         |        |        |               |         |
| Hot and cold.....                              | 168 298     | 120 642            | 27 085        | 26 647          | 26 070           | 577              | 27 145 | 204 891       | 133 590 | 25 765 | 16 673 | 137 138       | 121 024 |
| Cold only.....                                 | 1 677       | 520                | 465           | 543             | 436              | 107              | 142    | 723           | 658     | 140    | 51     | 681           | 533     |
| None.....                                      | 1 620       | 266                | 299           | 161             | 100              | 61               | 30     | 591           | 393     | 30     | 56     | 579           | 288     |
| <b>FLUSH TOILET</b>                            |             |                    |               |                 |                  |                  |        |               |         |        |        |               |         |
| For exclusive use of household.....            | 167 347     | 119 894            | 26 914        | 26 464          | 25 915           | 549              | 27 022 | 203 088       | 132 750 | 25 642 | 16 557 | 135 469       | 120 280 |
| Also used by another household.....            | 1 368       | 1 030              | 287           | 345             | 334              | 11               | 208    | 2 021         | 1 115   | 206    | 123    | 1 845         | 1 030   |
| None.....                                      | 2 880       | 504                | 648           | 542             | 357              | 185              | 87     | 1 096         | 776     | 87     | 100    | 1 084         | 535     |
| <b>BATHTUB OR SHOWER</b>                       |             |                    |               |                 |                  |                  |        |               |         |        |        |               |         |
| For exclusive use of household.....            | 166 618     | 119 408            | 26 732        | 26 342          | 25 787           | 555              | 26 928 | 202 511       | 132 223 | 25 552 | 16 518 | 135 027       | 119 796 |
| Also used by another household.....            | 1 455       | 1 086              | 315           | 356             | 346              | 10               | 216    | 2 114         | 1 177   | 216    | 129    | 1 923         | 1 086   |
| None.....                                      | 3 522       | 934                | 802           | 653             | 473              | 180              | 173    | 1 580         | 1 241   | 167    | 133    | 1 448         | 963     |
| <b>COMPLETE KITCHEN FACILITIES</b>             |             |                    |               |                 |                  |                  |        |               |         |        |        |               |         |
| All year-round units.....                      | 171 595     | 121 428            | 27 849        | 27 351          | 26 606           | 745              | 27 317 | 206 205       | 134 641 | 25 935 | 16 780 | 138 398       | 121 845 |
| For exclusive use of household.....            | 167 039     | 119 289            | 26 985        | 26 602          | 25 942           | 660              | 26 882 | 201 904       | 132 231 | 25 501 | 16 443 | 134 812       | 119 684 |
| Also used by another household.....            | 141         | 107                | 28            | 33              | 32               | 1                | 22     | 301           | 110     | 21     | 18     | 268           | 107     |
| No complete kitchen facilities.....            | 4 415       | 2 032              | 836           | 716             | 632              | 84               | 413    | 4 000         | 2 300   | 413    | 319    | 3 318         | 2 054   |
| Renter occupied.....                           | 50 565      | 37 872             | 7 639         | 8 643           | 8 412            | 231              | 11 227 | 63 032        | 41 192  | 9 860  | 7 028  | 45 034        | 38 007  |
| For exclusive use of household.....            | 48 858      | 36 816             | 7 375         | 8 352           | 8 141            | 211              | 11 098 | 61 173        | 40 039  | 9 732  | 6 885  | 43 405        | 36 944  |
| Also used by another household.....            | 99          | 77                 | 18            | 18              | 18               | —                | 12     | 210           | 80      | 11     | 13     | 184           | 77      |
| No complete kitchen facilities.....            | 1 608       | 979                | 246           | 273             | 253              | 20               | 117    | 1 649         | 1 073   | 117    | 130    | 1 445         | 986     |
| <b>ACCESS</b>                                  |             |                    |               |                 |                  |                  |        |               |         |        |        |               |         |
| With direct access.....                        | 171 526     | 121 368            | 27 846        | 27 344          | 26 600           | 744              | 27 311 | 206 136       | 134 579 | 25 930 | 16 778 | 138 342       | 121 785 |
| Lacking direct access.....                     | 69          | 60                 | 3             | 7               | 6                | 1                | 6      | 69            | 62      | 5      | 2      | 56            | 60      |
| <b>UNITS IN STRUCTURE</b>                      |             |                    |               |                 |                  |                  |        |               |         |        |        |               |         |
| All year-round units.....                      | 171 595     | 121 428            | 27 849        | 27 351          | 26 606           | 745              | 27 317 | 206 205       | 134 641 | 25 935 | 16 780 | 138 398       | 121 845 |
| 1.....   | 137 767     | 93 067             | 24 619        | 22 432          | 21 744           | 688              | 20 485 | 162 325       | 104 828 | 20 045 | 11 801 | 105 614       | 93 440  |
| 2 or more.....                                 | 29 744      | 26 613             | 2 568         | 4 513           | 4 473            | 40               | 5 687  | 41 162        | 27 592  | 4 745  | 4 691  | 31 128        | 26 639  |
| Mobile home or trailer.....                    | 4 084       | 1 748              | 662           | 406             | 389              | 17               | 1 145  | 2 718         | 2 221   | 1 145  | 288    | 1 656         | 1 766   |
| Owner occupied.....                            | 108 911     | 74 542             | 18 448        | 16 887          | 16 411           | 476              | 13 682 | 128 307       | 83 799  | 13 681 | 8 727  | 81 920        | 74 785  |
| 1.....   | 103 400     | 71 590             | 17 589        | 16 157          | 15 702           | 455              | 12 609 | 123 575       | 80 293  | 12 608 | 8 304  | 78 445        | 71 816  |
| 2 or more.....                                 | 1 993       | 1 473              | 301           | 403             | 397              | 6                | 295    | 2 478         | 1 614   | 295    | 166    | 2 095         | 1 475   |
| Mobile home or trailer.....                    | 3 518       | 1 479              | 558           | 327             | 312              | 15               | 778    | 2 254         | 1 892   | 778    | 257    | 1 380         | 1 494   |
| Renter occupied.....                           | 50 565      | 37 872             | 7 639         | 8 643           | 8 412            | 231              | 11 227 | 63 032        | 41 192  | 9 860  | 7 028  | 45 034        | 38 007  |
| 1.....   | 27 750      | 17 433             | 5 705         | 5 027           | 4 827            | 200              | 6 221  | 31 032        | 19 976  | 5 784  | 2 912  | 21 458        | 17 550  |
| 2 or more.....                                 | 22 249      | 20 170             | 1 830         | 3 537           | 3 508            | 29               | 4 639  | 31 536        | 20 887  | 3 709  | 4 085  | 23 300        | 20 185  |
| Mobile home or trailer.....                    | 566         | 269                | 104           | 79              | 77               | 2                | 367    | 464           | 329     | 367    | 31     | 276           | 272     |
| <b>TELEPHONE</b>                               |             |                    |               |                 |                  |                  |        |               |         |        |        |               |         |
| All occupied units.....                        | 159 476     | 112 414            | 26 087        | 25 530          | 24 823           | 707              | 24 909 | 191 339       | 124 991 | 23 541 | 15 755 | 126 954       | 112 792 |
| Available.....                                 | 141 164     | 101 562            | 22 555        | 21 100          | 20 608           | 492              | 21 560 | 171 150       | 112 753 | 20 200 | 14 434 | 111 074       | 101 891 |
| None.....                                      | 18 312      | 10 852             | 3 532         | 4 430           | 4 215            | 215              | 3 349  | 20 189        | 12 238  | 3 341  | 1 321  | 15 880        | 10 901  |

Table 9. Utilization Characteristics for Areas and Places: 1970

(For minimum base for derived figures (percent, median, etc.) and meaning of symbols, see text)

| SMSA's<br>Places of 50,000<br>Inhabitants or More<br>(or Central Cities)<br>Urban Balance<br>Urbanized Areas<br>Places of 50,000<br>Inhabitants or More | Standard metropolitan statistical areas |                  |            |                  |        |       |        |               |               |                     |   |               |            |
|---|---|------------------|------------|------------------|--------|-------|--------|---------------|---------------|---------------------|---|---------------|------------|
|   | Fort Smith                              |                  |            |                  | Lawton |       |        |               | Oklahoma City |                     |   |               |            |
|   | Total                                   | Arkansas portion |            | Oklahoma portion |        | Total | Lawton | Urban balance | Total         | Norman (urban part) | Oklahoma City (urban part) <sup>1</sup> | Urban balance |            |
|   |   | Total            | Fort Smith | Urban balance    | Total  |       |        |               |               |                     |   |               | Urban part |
| <b>ROOMS</b>  |   |                  |            |                  |        |       |        |               |               |                     |   |               |            |
| All year-round units.....   | 56 901                                  | 37 488           | 22 895     | 3 711            | 19 413 | 5 732 | 31 814 | 25 935        | 1 382         | 226 868             | 15 716                                  | 135 235       | 64 240     |
| 1 room.....   | 624                                     | 406              | 276        | 38               | 218    | 60    | 320    | 300           | 1             | 3 638               | 225                                     | 2 819         | 332        |
| 2 rooms.....  | 1 568                                   | 1 033            | 599        | 118              | 535    | 160   | 1 419  | 1 293         | 5             | 6 823               | 596                                     | 5 019         | 889        |
| 3 rooms.....  | 5 419                                   | 3 888            | 2 603      | 386              | 1 531  | 427   | 3 668  | 3 248         | 5             | 22 853              | 1 962                                   | 15 992        | 4 111      |
| 4 rooms.....  | 15 480                                  | 9 130            | 4 735      | 936              | 6 350  | 1 722 | 7 306  | 5 579         | 361           | 47 492              | 3 889                                   | 28 313        | 12 349     |
| 5 rooms.....  | 18 754                                  | 12 489           | 7 455      | 1 233            | 6 265  | 1 889 | 11 165 | 9 243         | 411           | 79 170              | 4 425                                   | 43 815        | 27 159     |
| 6 rooms.....  | 10 177                                  | 6 945            | 4 549      | 690              | 3 232  | 1 003 | 5 698  | 4 614         | 329           | 44 871              | 2 803                                   | 25 982        | 13 851     |
| 7 rooms.....  | 3 043                                   | 2 121            | 1 516      | 190              | 922    | 328   | 1 542  | 1 187         | 133           | 13 657              | 997                                     | 8 189         | 3 615      |
| 8 rooms.....  | 1 081                                   | 858              | 634        | 83               | 223    | 99    | 448    | 316           | 77            | 5 211               | 491                                     | 3 221         | 1 185      |
| 9 rooms or more.....  | 755                                     | 618              | 528        | 37               | 137    | 44    | 248    | 155           | 60            | 3 153               | 328                                     | 1 885         | 749        |
| Median.....   | 4.8                                     | 4.8              | 4.9        | 4.8              | 4.7    | 4.8   | 4.8    | 4.8           | 5.3           | 4.9                 | 4.8                                     | 4.9           | 5.0        |
| <b>Owner occupied</b>   | 36 885                                  | 24 175           | 14 114     | 2 297            | 12 710 | 3 623 | 16 582 | 13 681        | 1             | 142 242             | 7 978                                   | 79 722        | 46 783     |
| 1 room.....   | 106                                     | 60               | 19         | 12               | 46     | 13    | 26     | 17            | —             | 176                 | 13                                      | 90            | 40         |
| 2 rooms.....  | 345                                     | 196              | 43         | 16               | 149    | 30    | 114    | 72            | —             | 594                 | 22                                      | 369           | 116        |
| 3 rooms.....  | 1 393                                   | 772              | 291        | 73               | 621    | 132   | 507    | 353           | —             | 2 816               | 108                                     | 1 738         | 641        |
| 4 rooms.....  | 8 707                                   | 5 035            | 2 268      | 503              | 3 672  | 890   | 2 991  | 2 189         | —             | 21 524              | 1 063                                   | 11 948        | 6 750      |
| 5 rooms.....  | 13 994                                  | 9 429            | 5 554      | 897              | 4 565  | 1 363 | 7 280  | 6 221         | 1             | 60 197              | 3 003                                   | 32 592        | 22 147     |
| 6 rooms.....  | 8 245                                   | 5 668            | 3 690      | 541              | 2 577  | 802   | 4 054  | 3 466         | —             | 37 731              | 2 227                                   | 21 692        | 12 077     |
| 7 rooms.....  | 2 561                                   | 1 780            | 1 273      | 150              | 781    | 279   | 1 142  | 963           | —             | 11 811              | 831                                     | 7 073         | 3 237      |
| 8 rooms.....  | 913                                     | 727              | 540        | 72               | 186    | 79    | 314    | 269           | —             | 4 589               | 430                                     | 2 851         | 1 068      |
| 9 rooms or more.....  | 621                                     | 508              | 436        | 33               | 113    | 35    | 154    | 131           | —             | 2 804               | 281                                     | 1 669         | 687        |
| Median.....   | 5.1                                     | 5.1              | 5.3        | 5.1              | 4.9    | 5.0   | 5.1    | 5.2           | ...           | 5.3                 | 5.4                                     | 5.3           | 5.2        |
| <b>Renter occupied</b>  | 15 704                                  | 10 569           | 7 213      | 1 199            | 5 135  | 1 751 | 12 245 | 9 860         | 1 367         | 67 860              | 6 799                                   | 44 274        | 14 267     |
| 1 room.....   | 375                                     | 271              | 210        | 22               | 104    | 37    | 227    | 218           | 1             | 2 688               | 187                                     | 2 258         | 224        |
| 2 rooms.....  | 899                                     | 631              | 452        | 80               | 268    | 103   | 958    | 920           | 5             | 4 834               | 508                                     | 3 591         | 672        |
| 3 rooms.....  | 3 223                                   | 2 558            | 1 973      | 273              | 665    | 245   | 2 533  | 2 389         | 5             | 16 097              | 1 625                                   | 11 434        | 2 808      |
| 4 rooms.....  | 5 421                                   | 3 303            | 2 094      | 379              | 2 118  | 721   | 3 474  | 2 782         | 356           | 21 156              | 2 573                                   | 13 043        | 4 699      |
| 5 rooms.....  | 3 748                                   | 2 433            | 1 532      | 293              | 1 315  | 424   | 3 118  | 2 375         | 407           | 15 245              | 1 238                                   | 9 278         | 3 968      |
| 6 rooms.....  | 1 535                                   | 1 014            | 683        | 120              | 521    | 165   | 1 385  | 938           | 324           | 5 813               | 489                                     | 3 468         | 1 468      |
| 7 rooms.....  | 331                                     | 232              | 165        | 25               | 99     | 35    | 342    | 180           | 133           | 1 400               | 119                                     | 841           | 298        |
| 8 rooms.....  | 110                                     | 83               | 59         | 6                | 27     | 14    | 121    | 38            | 76            | 409                 | 33                                      | 233           | 84         |
| 9 rooms or more.....  | 62                                      | 44               | 35         | 1                | 18     | 7     | 87     | 20            | 60            | 218                 | 20                                      | 128           | 46         |
| Median.....   | 4.1                                     | 4.1              | 4.0        | 4.1              | 4.2    | 4.2   | 4.2    | 4.0           | 5.3           | 4.0                 | 3.9                                     | 3.9           | 4.2        |
| <b>Year-round vacant for sale</b>   | 621                                     | 465              | 314        | 40               | 156    | 59    | 472    | 406           | —             | 2 783               | 202                                     | 1 570         | 936        |
| 1 to 3 rooms.....   | 51                                      | 33               | 16         | 1                | 18     | 2     | 25     | 16            | —             | 155                 | 4                                       | 121           | 22         |
| 4 and 5 rooms.....  | 352                                     | 244              | 144        | 21               | 108    | 40    | 304    | 271           | —             | 1 730               | 92                                      | 908           | 694        |
| 6 and 7 rooms.....  | 166                                     | 139              | 110        | 15               | 27     | 15    | 135    | 112           | —             | 722                 | 77                                      | 416           | 201        |
| 8 rooms or more.....  | 52                                      | 49               | 44         | 3                | 3      | 2     | 8      | 7             | —             | 176                 | 29                                      | 125           | 19         |
| Median.....   | 5.1                                     | 5.2              | 5.5        | 5.3              | 4.7    | 5.0   | 5.1    | 5.1           | —             | 5.1                 | 5.6                                     | 5.1           | 5.0        |
| <b>Year-round vacant for rent</b>   | 1 485                                   | 1 013            | 709        | 110              | 472    | 141   | 1 765  | 1 549         | 13            | 8 829               | 481                                     | 6 748         | 1 381      |
| 1 room.....   | 54                                      | 35               | 27         | 3                | 19     | 7     | 59     | 59            | —             | 434                 | 13                                      | 373           | 45         |
| 2 rooms.....  | 153                                     | 104              | 70         | 19               | 49     | 24    | 282    | 265           | —             | 881                 | 43                                      | 766           | 59         |
| 3 rooms.....  | 409                                     | 314              | 240        | 31               | 95     | 29    | 462    | 409           | —             | 2 833               | 199                                     | 2 085         | 509        |
| 4 rooms.....  | 517                                     | 326              | 209        | 29               | 191    | 50    | 550    | 465           | 5             | 2 867               | 159                                     | 2 148         | 493        |
| 5 rooms.....  | 254                                     | 165              | 112        | 19               | 89     | 22    | 317    | 270           | 2             | 1 339               | 49                                      | 1 003         | 213        |
| 6 rooms or more.....  | 98                                      | 69               | 51         | 9                | 29     | 9     | 95     | 81            | 6             | 475                 | 18                                      | 373           | 62         |
| Median.....   | 3.7                                     | 3.7              | 3.6        | 3.6              | 3.9    | 3.7   | 3.6    | 3.6           | 5.3           | 3.6                 | 3.4                                     | 3.6           | 3.7        |
| <b>PERSONS</b>  |   |                  |            |                  |        |       |        |               |               |                     |   |               |            |
| <b>Owner occupied</b>   | 36 885                                  | 24 175           | 14 114     | 2 297            | 12 710 | 3 623 | 16 582 | 13 681        | 1             | 142 242             | 7 978                                   | 79 722        | 46 783     |
| 1 person.....   | 5 419                                   | 3 413            | 2 067      | 366              | 2 006  | 741   | 1 940  | 1 520         | —             | 18 155              | 1 156                                   | 11 650        | 4 350      |
| 2 persons.....  | 12 840                                  | 8 344            | 4 803      | 779              | 4 496  | 1 417 | 4 886  | 3 878         | —             | 44 452              | 2 405                                   | 26 593        | 12 847     |
| 3 persons.....  | 6 356                                   | 4 291            | 2 572      | 386              | 2 065  | 564   | 3 102  | 2 641         | —             | 26 014              | 1 490                                   | 14 016        | 9 216      |
| 4 persons.....  | 5 820                                   | 4 007            | 2 391      | 376              | 1 813  | 449   | 3 071  | 2 608         | —             | 26 400              | 1 523                                   | 13 406        | 10 224     |
| 5 persons.....  | 3 334                                   | 2 228            | 1 280      | 217              | 1 106  | 239   | 1 924  | 1 645         | 1             | 15 650              | 863                                     | 7 862         | 6 054      |
| 6 persons.....  | 1 674                                   | 1 072            | 550        | 101              | 602    | 122   | 939    | 777           | —             | 6 957               | 351                                     | 3 546         | 2 623      |
| 7 persons.....  | 758                                     | 456              | 247        | 42               | 302    | 47    | 401    | 341           | —             | 2 664               | 129                                     | 1 425         | 950        |
| 8 persons.....  | 422                                     | 232              | 132        | 22               | 190    | 25    | 208    | 177           | —             | 1 267               | 40                                      | 775           | 364        |
| 9 persons or more.....  | 262                                     | 132              | 72         | 8                | 130    | 19    | 111    | 94            | —             | 683                 | 21                                      | 449           | 155        |
| Median.....   | 2.5                                     | 2.6              | 2.6        | 2.5              | 2.5    | 2.3   | 3.0    | 3.0           | ...           | 2.8                 | 2.8                                     | 2.6           | 3.2        |
| <b>Renter occupied</b>  | 15 704                                  | 10 569           | 7 213      | 1 199            | 5 135  | 1 751 | 12 245 | 9 860         | 1 367         | 67 860              | 6 799                                   | 44 274        | 14 267     |
| 1 person.....   | 3 756                                   | 2 615            | 2 026      | 264              | 1 141  | 499   | 1 599  | 1 429         | 4             | 20 463              | 1 645                                   | 15 703        | 2 757      |
| 2 persons.....  | 4 062                                   | 2 842            | 2 010      | 302              | 1 220  | 431   | 4 202  | 3 796         | 145           | 20 170              | 2 727                                   | 12 458        | 4 324      |
| 3 persons.....  | 2 688                                   | 1 812            | 1 216      | 203              | 874    | 292   | 2 579  | 2 131         | 279           | 11 083              | 1 238                                   | 6 577         | 2 827      |
| 4 persons.....  | 2 173                                   | 1 413            | 868        | 191              | 760    | 238   | 1 733  | 1 212         | 345           | 7 604               | 696                                     | 4 393         | 2 126      |
| 5 persons.....  | 1 364                                   | 865              | 514        | 120              | 499    | 132   | 1 046  | 686           | 245           | 4 234               | 287                                     | 2 459         | 1 183      |
| 6 persons.....  | 796                                     | 507              | 299        | 59               | 289    | 85    | 534    | 298           | 175           | 2 192               | 132                                     | 1 296         | 586        |
| 7 persons.....  | 401                                     | 254              | 123        | 35               | 147    | 37    | 301    | 144           | 112           | 1 129               | 46                                      | 707           | 273        |
| 8 persons.....  | 257                                     | 144              | 90         | 15               | 113    | 22    | 153    | 99            | 43            | 623                 | 19                                      | 429           | 130        |
| 9 persons or more.....  | 207                                     | 117              | 67         | 10               | 90     | 15    | 98     | 65            | 19            | 362                 | 9                                       | 252           | 61         |
| Median.....   | 2.5                                     | 2.4              | 2.3        | 2.7              | 2.7    | 2.4   | 2.6    | 2.4           | 4.2           | 2.2                 | 2.1                                     | 2.0           | 2.5        |
| <b>PERSONS PER ROOM</b>   |   |                  |            |                  |        |       |        |               |               |                     |   |               |            |
| <b>Owner occupied</b>   | 36 885                                  | 24 175           | 14 114     | 2 297            | 12 710 | 3 623 | 16 582 | 13 681        | 1             | 142 242             | 7 978                                   | 79 722        | 46 783     |
| 0.50 or less.....   | 20 151                                  | 13 232           | 8 088      | 1 249            | 6 919  | 2 324 | 7 784  | 6 279         | —             | 33 975              | 4 440                                   | 44 823        | 20 688     |
| 0.51 to 0.75.....   | 7 133                                   | 4 871            | 2 912      | 458              | 2 262  | 583   | 3 530  | 2 984         | —             | 30 872              | 1 806                                   | 16 249        | 10 873     |
| 0.76 to 1.00.....   | 6 701                                   | 4 471            | 2 460      | 425              | 2 230  | 520   | 3 957  | 3 369         | 1             | 29 734              | 1 454                                   | 14 367        | 12 339     |
| 1.01 to 1.50.....   | 2 187                                   | 1 272            | 548        | 135              | 915    | 148   | 1 072  | 860           | —             | 6 695               | 246                                     | 3 468         | 2 527      |
| 1.51 or more.....   | 713                                     | 329              | 106        | 30               | 384    | 48    | 239    | 189           | —             | 1 356               | 32                                      | 815           | 356        |
| <b>Renter occupied</b>  | 15 704                                  | 10 569           | 7 213      | 1 199            | 5 135  | 1 751 | 12 245 | 9 860         | 1 367         | 67 860              | 6 799                                   | 44 274        | 14 267     |
| 0.50 or less.....   | 6 630                                   | 4 445            | 3 188      | 478              | 2 185  | 856   | 4 033  | 3 399         | 243           | 32 427              | 3 383                                   | 22 267        | 5 764      |
| 0.51 to 0.75.....   | 3 228                                   | 2 329            | 1 691      | 228              | 899    | 318   | 3 654  | 3 088         | 348           | 15 715              | 1 952                                   | 9 318         | 3 915      |
| 0.76 to 1.00.....   | 3 523                                   | 2 411            | 1 572      | 316              | 1 112  | 345   | 3 314  | 2 453         | 602           | 13 864              | 1 214                                   | 8 774         | 3 304      |
| 1.01 to 1.50.....   | 1 597                                   | 989              | 571        | 124              | 608    | 169   | 940    | 676           | 157           | 4 269               | 203                                     | 2 741         | 1 021      |
| 1.51 or more.....   | 726                                     | 395              | 191        | 53               | 331    | 63    | 304    | 244           | 17            | 1 585               | 47                                      | 1 174         | 263        |
| <b>With all plumbing facilities</b>   | 46 613                                  | 31 948           | 20 740     | 3 259            | 14 665 | 4 971 | 28 145 | 23 187        | 1 358         | 205 639             | 14 631                                  | 121 026       | 60 456     |
| <b>Owner occupied</b>   | 33 340                                  | 22 623           | 13 927     | 2 185            | 10     |       |        |               |               |                     |   |               |            |

Table 9. Utilization Characteristics for Areas and Places: 1970—Continued

[For minimum base for derived figures (percent, median, etc.) and meaning of symbols, see text]

**SMSA's  
Places of 50,000  
Inhabitants or More  
(or Central Cities)  
Urban Balance  
Urbanized Areas  
Places of 50,000  
Inhabitants or More**

**ROOMS**

|                                   | Total   | Tulsa<br>(urban<br>part) | Urban<br>balance |
|-----------------------------------|---------|--------------------------|------------------|
| <b>All year-round units</b>       |         |                          |                  |
| 1 room                            | 171 595 | 121 428                  | 27 849           |
| 2 rooms                           | 2 485   | 2 033                    | 300              |
| 3 rooms                           | 4 976   | 3 810                    | 728              |
| 4 rooms                           | 17 196  | 13 045                   | 2 515            |
| 5 rooms                           | 34 704  | 22 296                   | 6 463            |
| 6 rooms                           | 51 514  | 34 445                   | 9 790            |
| 7 rooms                           | 38 927  | 28 658                   | 5 735            |
| 8 rooms                           | 13 209  | 10 190                   | 1 521            |
| 9 rooms or more                   | 5 182   | 4 129                    | 537              |
| Median                            | 3 402   | 2 822                    | 260              |
|                                   | 5.0     | 5.1                      | 4.9              |
| <b>Owner occupied</b>             |         |                          |                  |
| 1 room                            | 108 911 | 74 542                   | 18 448           |
| 2 rooms                           | 163     | 80                       | 31               |
| 3 rooms                           | 541     | 260                      | 110              |
| 4 rooms                           | 2 849   | 1 405                    | 636              |
| 5 rooms                           | 16 103  | 8 731                    | 3 476            |
| 6 rooms                           | 37 271  | 24 368                   | 7 476            |
| 7 rooms                           | 32 502  | 24 160                   | 4 729            |
| 8 rooms                           | 11 728  | 9 157                    | 1 317            |
| 9 rooms or more                   | 4 634   | 3 745                    | 450              |
| Median                            | 3 120   | 2 636                    | 223              |
|                                   | 5.4     | 5.6                      | 5.2              |
| <b>Renter occupied</b>            |         |                          |                  |
| 1 room                            | 50 565  | 37 872                   | 7 639            |
| 2 rooms                           | 1 835   | 1 566                    | 202              |
| 3 rooms                           | 3 475   | 2 845                    | 471              |
| 4 rooms                           | 11 468  | 9 420                    | 1 468            |
| 5 rooms                           | 15 290  | 11 133                   | 2 513            |
| 6 rooms                           | 11 418  | 8 026                    | 1 867            |
| 7 rooms                           | 5 276   | 3 666                    | 836              |
| 8 rooms                           | 1 187   | 809                      | 178              |
| 9 rooms or more                   | 414     | 283                      | 74               |
| Median                            | 202     | 124                      | 30               |
|                                   | 4.1     | 4.0                      | 4.2              |
| <b>Year-round vacant for sale</b> |         |                          |                  |
| 1 to 3 rooms                      | 1 807   | 1 275                    | 369              |
| 4 and 5 rooms                     | 105     | 63                       | 23               |
| 6 and 7 rooms                     | 977     | 630                      | 257              |
| 8 rooms or more                   | 632     | 502                      | 84               |
| Median                            | 93      | 80                       | 5                |
|                                   | 5.3     | 5.4                      | 5.0              |
| <b>Year-round vacant for rent</b> |         |                          |                  |
| 1 room                            | 7 220   | 5 952                    | 854              |
| 2 rooms                           | 313     | 265                      | 42               |
| 3 rooms                           | 670     | 525                      | 111              |
| 4 rooms                           | 2 217   | 1 842                    | 276              |
| 5 rooms                           | 2 332   | 1 943                    | 254              |
| 6 rooms or more                   | 1 289   | 1 075                    | 121              |
| Median                            | 399     | 302                      | 50               |
|                                   | 3.7     | 3.7                      | 3.5              |

**PERSONS**

|                        | Total   | Tulsa<br>(urban<br>part) | Urban<br>balance |
|------------------------|---------|--------------------------|------------------|
| <b>Owner occupied</b>  |         |                          |                  |
| 1 person               | 108 911 | 74 542                   | 18 448           |
| 2 persons              | 14 512  | 9 510                    | 2 898            |
| 3 persons              | 34 593  | 23 703                   | 5 781            |
| 4 persons              | 19 856  | 13 863                   | 3 231            |
| 5 persons              | 20 186  | 14 103                   | 3 297            |
| 6 persons              | 11 462  | 7 796                    | 1 955            |
| 7 persons              | 4 964   | 3 318                    | 785              |
| 8 persons              | 1 958   | 1 321                    | 293              |
| 9 persons or more      | 917     | 605                      | 157              |
| Median                 | 463     | 323                      | 51               |
|                        | 2.8     | 2.8                      | 2.7              |
| <b>Renter occupied</b> |         |                          |                  |
| 1 person               | 50 565  | 37 872                   | 7 639            |
| 2 persons              | 14 728  | 12 037                   | 1 806            |
| 3 persons              | 14 393  | 11 235                   | 1 930            |
| 4 persons              | 8 559   | 6 280                    | 1 415            |
| 5 persons              | 6 169   | 4 081                    | 1 218            |
| 6 persons              | 3 383   | 2 141                    | 666              |
| 7 persons              | 1 811   | 1 106                    | 354              |
| 8 persons              | 834     | 547                      | 146              |
| 9 persons or more      | 449     | 292                      | 66               |
| Median                 | 239     | 153                      | 38               |
|                        | 2.2     | 2.1                      | 2.6              |

**PERSONS PER ROOM**

|                                     | Total   | Tulsa<br>(urban<br>part) | Urban<br>balance |
|-------------------------------------|---------|--------------------------|------------------|
| <b>Owner occupied</b>               |         |                          |                  |
| 0.50 or less                        | 108 911 | 74 542                   | 18 448           |
| 0.51 to 0.75                        | 59 962  | 42 228                   | 9 808            |
| 0.76 to 1.00                        | 23 823  | 16 615                   | 3 768            |
| 1.01 to 1.50                        | 19 756  | 12 665                   | 3 823            |
| 1.51 or more                        | 4 414   | 2 550                    | 867              |
| Median                              | 956     | 484                      | 147              |
|                                     | 1.1     | 1.1                      | 1.1              |
| <b>Renter occupied</b>              |         |                          |                  |
| 0.50 or less                        | 50 565  | 37 872                   | 7 639            |
| 0.51 to 0.75                        | 23 848  | 18 657                   | 3 127            |
| 0.76 to 1.00                        | 11 698  | 8 898                    | 1 773            |
| 1.01 to 1.50                        | 10 719  | 7 619                    | 1 881            |
| 1.51 or more                        | 3 255   | 2 035                    | 661              |
| Median                              | 1 045   | 663                      | 197              |
|                                     | 1.1     | 1.1                      | 1.1              |
| <b>With all plumbing facilities</b> |         |                          |                  |
| <b>Owner occupied</b>               |         |                          |                  |
| 1.00 or less                        | 106 446 | 73 833                   | 17 872           |
| 1.01 to 1.50                        | 101 412 | 70 864                   | 16 898           |
| 1.51 or more                        | 4 235   | 2 512                    | 824              |
| Median                              | 799     | 457                      | 126              |
|                                     | 1.1     | 1.1                      | 1.1              |
| <b>Renter occupied</b>              |         |                          |                  |
| 1.00 or less                        | 48 174  | 36 644                   | 7 131            |
| 1.01 to 1.50                        | 44 204  | 34 059                   | 6 349            |
| 1.51 or more                        | 3 076   | 1 981                    | 616              |
| Median                              | 894     | 604                      | 166              |
|                                     | 1.1     | 1.1                      | 1.1              |

|                                   | SMSA's—Con. |                  |                | Urbanized areas |                     |                     |        |                  |         | Places |        |                  |         |
|-----------------------------------|-------------|------------------|----------------|-----------------|---------------------|---------------------|--------|------------------|---------|--------|--------|------------------|---------|
|                                   | Tulsa       |                  |                | Fort Smith      |                     |                     | Lawton |                  |         | Tulsa  |        |                  |         |
|                                   | Total       | Urban<br>balance | Urban<br>part) | Total           | Arkansas<br>portion | Oklahoma<br>portion | Lawton | Oklahoma<br>City | Tulsa   | Lawton | Norman | Oklahoma<br>City | Tulsa   |
| <b>ROOMS</b>                      |             |                  |                |                 |                     |                     |        |                  |         |        |        |                  |         |
| <b>All year-round units</b>       |             |                  |                |                 |                     |                     |        |                  |         |        |        |                  |         |
| 1 room                            | 171 595     | 121 428          | 27 849         | 27 351          | 26 606              | 745                 | 27 317 | 206 205          | 134 641 | 25 935 | 16 780 | 138 398          | 121 845 |
| 2 rooms                           | 2 485       | 2 033            | 300            | 320             | 314                 | 6                   | 301    | 3 335            | 2 110   | 300    | 228    | 2 836            | 2 036   |
| 3 rooms                           | 4 976       | 3 810            | 728            | 740             | 717                 | 23                  | 1 298  | 6 344            | 4 053   | 1 293  | 613    | 5 070            | 3 821   |
| 4 rooms                           | 17 196      | 13 045           | 2 515          | 3 078           | 2 989               | 89                  | 3 253  | 21 354           | 14 120  | 3 248  | 2 026  | 16 193           | 13 070  |
| 5 rooms                           | 34 704      | 22 296           | 6 463          | 5 969           | 5 671               | 298                 | 5 940  | 42 724           | 25 177  | 5 579  | 4 147  | 29 153           | 22 361  |
| 6 rooms                           | 51 514      | 34 445           | 9 790          | 8 909           | 8 688               | 221                 | 9 654  | 71 779           | 39 427  | 9 243  | 4 787  | 44 872           | 34 566  |
| 7 rooms                           | 38 927      | 28 658           | 5 735          | 5 316           | 5 239               | 77                  | 4 943  | 40 805           | 31 600  | 4 614  | 3 018  | 26 623           | 28 753  |
| 8 rooms                           | 13 209      | 10 190           | 1 521          | 1 730           | 1 706               | 24                  | 1 320  | 12 304           | 10 909  | 1 187  | 1 088  | 8 409            | 10 243  |
| 9 rooms or more                   | 5 182       | 4 129            | 537            | 720             | 717                 | 3                   | 393    | 4 719            | 4 330   | 316    | 526    | 3 291            | 4 150   |
| Median                            | 3 402       | 2 822            | 260            | 569             | 565                 | 4                   | 215    | 2 841            | 2 915   | 155    | 347    | 1 951            | 2 845   |
|                                   | 5.0         | 5.1              | 4.9            | 4.9             | 4.9                 | 4.4                 | 4.8    | 4.9              | 5.1     | 4.8    | 4.8    | 4.9              | 5.1     |
| <b>Owner occupied</b>             |             |                  |                |                 |                     |                     |        |                  |         |        |        |                  |         |
| 1 room                            | 108 911     | 74 542           | 18 448         | 16 887          | 16 411              | 476                 | 13 682 | 128 307          | 83 799  | 13 681 | 8 727  | 81 920           | 74 785  |
| 2 rooms                           | 163         | 80               | 31             | 35              | 31                  | 4                   | 17     | 138              | 95      | 17     | 13     | 97               | 81      |
| 3 rooms                           | 541         | 260              | 110            | 68              | 59                  | 9                   | 72     | 477              | 308     | 72     | 28     | 261              | 261     |
| 4 rooms                           | 2 849       | 1 405            | 636            | 399             | 2 364               | 35                  | 2 353  | 2 303            | 1 707   | 353    | 141    | 1 850            | 1 414   |
| 5 rooms                           | 16 103      | 8 731            | 3 476          | 2 937           | 2 771               | 166                 | 2 189  | 18 787           | 10 289  | 2 189  | 1 224  | 12 482           | 8 764   |
| 6 rooms                           | 37 271      | 24 368           | 7 476          | 6 628           | 6 451               | 177                 | 6 222  | 54 668           | 28 302  | 6 221  | 3 269  | 33 050           | 24 430  |
| 7 rooms                           | 32 502      | 24 160           | 4 729          | 4 292           | 4 231               | 61                  | 3 466  | 34 471           | 26 673  | 3 466  | 2 393  | 22 178           | 24 219  |
| 8 rooms                           | 11 728      | 9 157            | 1 317          | 1 442           | 1 423               | 19                  | 963    | 10 721           | 9 795   | 963    | 903    | 7 236            | 9 197   |
| 9 rooms or more                   | 4 634       | 3 745            | 450            | 615             | 612                 | 3                   | 269    | 4 204            | 3 918   | 269    | 458    | 2 907            | 3 763   |
| Median                            | 3 120       | 2 636            | 223            | 471             | 469                 | 2                   | 131    | 2 538            | 2 712   | 131    | 298    | 1 725            | 2 656   |
|                                   | 5.4         | 5.6              | 5.2            | 5.3             | 5.3                 | 4.6                 | 5.2    | 5.3              | 5.5     | 5.2    | 5.4    | 5.3              | 5.6     |
| <b>Renter occupied</b>            |             |                  |                |                 |                     |                     |        |                  |         |        |        |                  |         |
| 1 room                            | 50 565      | 37 872           | 7 639          | 8 643           | 8 412               | 231                 | 11 227 | 63 032           | 41 192  | 9 860  | 7 028  | 45 034           | 38 007  |
| 2 rooms                           | 1 835       | 1 566            | 202            | 243             | 242                 | 1                   | 219    | 2 644            | 1 612   | 218    | 188    | 2 265            | 1 568   |
| 3 rooms                           | 3 475       | 2 845            | 471            | 532             | 532                 | 13                  | 925    | 4 671            | 3 007   | 920    | 514    | 3 608            | 2 849   |
| 4 rooms                           | 11 468      | 9 420            | 1 468          | 2 293           | 2 246               | 47                  | 2 394  | 15 416           | 10 057  | 2 389  | 1 642  | 11 499           | 9 434   |
| 5 rooms                           | 15 290      | 11 133           | 2 513          | 2 588           | 2 473               | 115                 | 3 138  | 19 611           | 12 296  | 2 782  | 2 649  | 13 283           | 11 159  |
| 6 rooms                           | 11 418      | 8 026            | 1 867          | 1 861           | 1 825               | 36                  | 2 782  | 13 824           | 8 864   | 2 375  | 1 306  | 9 516            | 8 078   |
| 7 rooms                           | 5 276       | 3 666            | 836            | 817             | 803                 | 14                  | 1 262  | 5 163            | 4 938   | 529    | 3 597  | 3 692            | 3 692   |
| 8 rooms                           | 1 187       | 809              | 178            | 194             | 190                 | 4                   | 313    | 1 194            | 884     | 180    | 132    | 885              | 818     |
| 9 rooms or more                   | 414         | 283              | 74             | 65              | 65                  | —                   | 114    | 323              | 309     | 38     | 40     | 245              | 284     |
| Median                            | 202         | 124              | 30             | 37              | 36                  | 1                   | 80     | 186              | 139     | 20     | 28     | 136              | 125     |
|                                   | 4.1         | 4.0              | 4.2            | 4.0             | 4.0                 | 4.0                 | 4.2    | 3.9              | 4.0     | 4.0    | 3.9    | 3.9              | 4.0     |
| <b>Year-round vacant for sale</b> |             |                  |                |                 |                     |                     |        |                  |         |        |        |                  |         |
| 1 to 3 rooms                      | 1 807       | 1 275            | 369            | 359             | 354                 | 5                   | 406    | 2 630            | 1 468   | 406    | 206    | 1 583            | 1 280   |
| 4 and 5 rooms                     | 105         | 63               | 23             | 17              | 17                  | —                   | 16     | 143              | 69      | 16     | 4      | 123              | 63      |
| 6 and 7 rooms                     | 977         | 630              | 257            | 169             | 165                 | 4                   | 271    | 1 635            | 777     | 271    | 96     | 911              | 630     |
| 8 rooms or more                   | 632         | 502              | 84             | 125             | 125                 | —                   | 112    | 681              | 539     | 112    | 77     | 422              | 503     |
| Median                            | 93          | 80               | 5              | 48              | 47                  | 1                   | 7      | 171              | 83      | 7      | 29     | 127              | 84      |
|                                   | 5.3         | 5.4              | 5.0            | 5.4             | 5.5                 | 4.3                 | 5.1    | 5.1              | 5.3     | 5.1    | 5.6    | 5.1              | 5.4     |
| <b>Year-round vacant for rent</b> |             |                  |                |                 |                     |                     |        |                  |         |        |        |                  |         |
| 1 room                            | 7 220       | 5 952            | 854            | 832             | 819                 | 13                  | 1 562  | 8 428            | 6 214   | 1 549  | 501    | 6 795            | 5 966   |
| 2 rooms                           | 313         | 265              | 42             | 30              | 30                  | —                   | 59     | 420              | 278     | 59     | 13     | 374              | 265     |
| 3 rooms                           | 670         | 525              | 111            | 90              | 89                  | 1                   | 265    | 852              | 549     | 265    | 45     | 767              | 525     |
| 4 rooms                           | 2 217       | 1 842            | 276            | 276             | 271                 | 5                   | 409    | 2 764            | 1 928   | 409    | 205    | 2 087            | 1 842   |
| 5 rooms                           | 2 332       | 1 943            | 254            | 244             | 238                 | 6                   | 470    | 2 728            | 2 033   | 465    | 163    | 2 166            | 1 946   |
| 6 rooms or more                   | 1 289       | 1 075            | 121            | 132             | 131                 | 1                   | 272    | 1 222            | 1 111   | 270    | 55     | 1 024            | 1 078   |
| Median                            | 399         | 302              | 50             | 60              | 60                  | —                   | 87     | 442              | 315     | 81     | 20     | 377              | 310     |
|                                   | 3.7         | 3.7              | 3.5            | 3.6             | 3.6                 | 3.6                 | 3.6    | 3.6              | 3.7     | 3.6    |        |                  |         |

Table 10. Financial Characteristics for Areas and Places: 1970

[For minimum base for derived figures (percent, median, etc.) and meaning of symbols, see text]

**Standard Metropolitan Statistical Areas Places of 50,000 Inhabitants or More (or Central Cities) Urban Balance Urbanized Areas Places of 50,000 Inhabitants or More**

|  | Standard metropolitan statistical areas |                  |            |                  |         |         |          |               |       |                     |   |                    |               |
|--|---|------------------|------------|------------------|---------|---------|----------|---------------|-------|---------------------|---|--------------------|---------------|
|  | Fort Smith                              |                  |            |                  |         |         | Lowton   |               |       | Oklahoma City       |   |                    |               |
|  | Total                                   | Arkansas portion |            | Oklahoma portion |         | Total   | Lowton   | Urban balance | Total | Norman (urban part) | Oklahoma City (urban part) <sup>1</sup> |                    | Urban balance |
|  |   | Total            | Fort Smith | Urban balance    | Total   |         |          |               |       |                     | Urban part                              | Total              |               |
| <b>VALUE</b>                                 |   |                  |            |                  |         |         |          |               |       |                     |   |                    |               |
| <b>Specified owner occupied<sup>2</sup></b>  | 28 087                                  | 19 811           | 13 229     | 2 049            | 8 276   | 3 304   | 14 105   | 12 432        | 1     | 131 168             | 7 452                                   | 75 178             | 44 182        |
| Less than \$5,000                            | 5 609                                   | 2 514            | 870        | 329              | 3 095   | 1 008   | 969      | 482           | -     | 6 032               | 219                                     | 3 693              | 1 376         |
| \$5,000 to \$7,499                           | 4 972                                   | 3 085            | 1 738      | 359              | 1 887   | 720     | 1 092    | 738           | -     | 10 847              | 502                                     | 7 135              | 2 601         |
| \$7,500 to \$9,999                           | 4 376                                   | 3 294            | 2 289      | 347              | 1 082   | 444     | 1 612    | 1 380         | -     | 19 583              | 808                                     | 11 969             | 6 268         |
| \$10,000 to \$12,499                         | 3 926                                   | 3 135            | 2 285      | 306              | 791     | 359     | 2 451    | 2 232         | -     | 23 044              | 913                                     | 13 184             | 8 395         |
| \$12,500 to \$14,999                         | 2 631                                   | 2 191            | 1 619      | 196              | 440     | 219     | 2 437    | 2 312         | -     | 19 521              | 1 129                                   | 10 457             | 7 593         |
| \$15,000 to \$17,499                         | 1 937                                   | 1 573            | 1 129      | 175              | 364     | 185     | 1 928    | 1 849         | -     | 14 618              | 888                                     | 7 491              | 5 874         |
| \$17,500 to \$19,999                         | 1 218                                   | 1 024            | 748        | 111              | 194     | 104     | 1 276    | 1 227         | -     | 9 691               | 662                                     | 4 886              | 3 892         |
| \$20,000 to \$24,999                         | 1 476                                   | 1 273            | 1 053      | 103              | 203     | 119     | 1 097    | 1 037         | 1     | 11 847              | 889                                     | 6 323              | 4 285         |
| \$25,000 to \$34,999                         | 1 164                                   | 1 018            | 848        | 89               | 146     | 94      | 758      | 717           | -     | 10 361              | 1 002                                   | 6 468              | 2 544         |
| \$35,000 to \$49,999                         | 487                                     | 428              | 387        | 25               | 59      | 43      | 357      | 334           | -     | 3 977               | 328                                     | 2 539              | 746           |
| \$50,000 or more                             | 291                                     | 276              | 263        | 9                | 15      | 9       | 128      | 124           | -     | 1 827               | 112                                     | 1 033 <sup>3</sup> | 608           |
| Median                                       | \$9 500                                 | \$10 800         | \$11 900   | \$9 900          | \$6 400 | \$7 200 | \$13 500 | \$14 000      | ...   | \$13 300            | \$15 400                                | \$12 900           | \$13 600      |
| <b>Specified vacant for sale<sup>2</sup></b> | 559                                     | 420              | 297        | 39               | 139     | 57      | 464      | 402           | -     | 2 631               | 198                                     | 1 454              | 920           |
| Less than \$5,000                            | 120                                     | 59               | 16         | 7                | 61      | 19      | 42       | 16            | -     | 199                 | 14                                      | 119                | 53            |
| \$5,000 to \$9,999                           | 162                                     | 128              | 87         | 14               | 34      | 16      | 78       | 70            | -     | 676                 | 17                                      | 433                | 206           |
| \$10,000 to \$14,999                         | 100                                     | 73               | 54         | 6                | 27      | 11      | 123      | 122           | -     | 875                 | 27                                      | 450                | 389           |
| \$15,000 to \$19,999                         | 52                                      | 41               | 32         | 3                | 11      | 7       | 121      | 113           | -     | 398                 | 41                                      | 204                | 152           |
| \$20,000 to \$24,999                         | 41                                      | 38               | 35         | 3                | 3       | 2       | 60       | 49            | -     | 182                 | 25                                      | 84                 | 66            |
| \$25,000 to \$34,999                         | 46                                      | 44               | 38         | 5                | 2       | 1       | 22       | 19            | -     | 179                 | 47                                      | 90                 | 37            |
| \$35,000 to \$49,999                         | 28                                      | 27               | 25         | 1                | 1       | 1       | 17       | 12            | -     | 83                  | 24                                      | 46                 | 9             |
| \$50,000 or more                             | 10                                      | 10               | 10         | -                | -       | -       | 1        | 1             | -     | 39                  | 3                                       | 28                 | 8             |
| Median price asked                           | \$9 900                                 | \$11 300         | \$14 000   | \$9 300          | \$6 000 | \$8 000 | \$14 600 | \$14 800      | -     | \$12 200            | \$20 000                                | \$11 800           | \$12 200      |
| <b>With all plumbing facilities:</b>         |   |                  |            |                  |         |         |          |               |       |                     |   |                    |               |
| <b>Specified owner occupied<sup>2</sup></b>  | 26 027                                  | 18 885           | 13 078     | 1 946            | 7 142   | 3 097   | 13 913   | 12 334        | 1     | 129 837             | 7 434                                   | 74 398             | 43 883        |
| Less than \$5,000                            | 4 014                                   | 1 831            | 779        | 249              | 2 183   | 822     | 854      | 435           | -     | 5 340               | 212                                     | 3 300              | 1 248         |
| \$5,000 to \$9,999                           | 8 963                                   | 6 190            | 3 983      | 690              | 2 773   | 1 146   | 2 668    | 2 099         | -     | 30 120              | 1 306                                   | 18 919             | 8 800         |
| \$10,000 to \$14,999                         | 6 508                                   | 5 293            | 3 897      | 495              | 1 215   | 576     | 4 875    | 4 536         | -     | 42 394              | 2 039                                   | 23 542             | 15 931        |
| \$15,000 to \$19,999                         | 3 137                                   | 2 583            | 1 872      | 286              | 554     | 288     | 3 188    | 3 062         | -     | 24 235              | 1 550                                   | 12 325             | 9 747         |
| \$20,000 to \$24,999                         | 1 469                                   | 1 269            | 1 051      | 103              | 200     | 119     | 1 092    | 1 033         | 1     | 11 814              | 887                                     | 6 307              | 4 270         |
| \$25,000 or more                             | 1 936                                   | 1 719            | 1 496      | 123              | 217     | 146     | 1 236    | 1 169         | -     | 15 934              | 1 440                                   | 10 005             | 3 887         |
| Median                                       | \$10 000                                | \$11 100         | \$11 900   | \$10 300         | \$7 000 | \$7 600 | \$13 500 | \$14 000      | ...   | \$13 300            | \$15 500                                | \$12 900           | \$13 700      |
| <b>Specified vacant for sale<sup>2</sup></b> | 488                                     | 377              | 289        | 35               | 111     | 52      | 450      | 398           | -     | 2 758               | 198                                     | 1 432              | 909           |
| Less than \$5,000                            | 55                                      | 22               | 10         | 3                | 33      | 14      | 34       | 16            | -     | 176                 | 14                                      | 107                | 46            |
| \$5,000 to \$9,999                           | 158                                     | 124              | 86         | 14               | 34      | 16      | 74       | 67            | -     | 663                 | 17                                      | 427                | 201           |
| \$10,000 to \$14,999                         | 98                                      | 71               | 53         | 6                | 27      | 11      | 123      | 122           | -     | 870                 | 27                                      | 447                | 389           |
| \$15,000 to \$19,999                         | 52                                      | 41               | 32         | 3                | 11      | 7       | 120      | 112           | -     | 398                 | 41                                      | 204                | 152           |
| \$20,000 to \$24,999                         | 41                                      | 38               | 35         | 3                | 3       | 2       | 59       | 49            | -     | 181                 | 25                                      | 84                 | 66            |
| \$25,000 or more                             | 84                                      | 81               | 73         | 6                | 3       | 2       | 40       | 32            | -     | 300                 | 74                                      | 163                | 102           |
| Median price asked                           | \$11 300                                | \$12 500         | \$14 500   | \$10 300         | \$7 800 | \$8 800 | \$14 800 | \$14 800      | -     | \$12 300            | \$20 000                                | \$11 900           | \$12 200      |
| <b>CONTRACT RENT</b>                         |   |                  |            |                  |         |         |          |               |       |                     |   |                    |               |
| <b>Specified renter occupied<sup>2</sup></b> | 14 085                                  | 9 907            | 7 174      | 1 186            | 4 178   | 1 731   | 11 959   | 9 806         | 1 367 | 65 991              | 6 751                                   | 43 844             | 13 915        |
| Less than \$30                               | 1 902                                   | 1 416            | 727        | 248              | 486     | 107     | 278      | 209           | -     | 1 285               | 79                                      | 829                | 260           |
| \$30 to \$39                                 | 2 307                                   | 980              | 640        | 150              | 1 327   | 496     | 370      | 261           | -     | 3 310               | 160                                     | 2 541              | 424           |
| \$40 to \$59                                 | 3 993                                   | 2 744            | 2 027      | 351              | 1 249   | 602     | 1 224    | 993           | -     | 13 088              | 829                                     | 9 991              | 1 799         |
| \$60 to \$79                                 | 2 595                                   | 2 173            | 1 783      | 228              | 422     | 247     | 2 265    | 2 147         | 1     | 16 238              | 1 718                                   | 11 053             | 3 148         |
| \$80 to \$99                                 | 1 067                                   | 958              | 853        | 65               | 109     | 75      | 2 093    | 2 038         | -     | 8 098               | 708                                     | 5 029              | 2 267         |
| \$100 to \$119                               | 462                                     | 424              | 396        | 19               | 38      | 22      | 1 645    | 1 531         | 97    | 5 875               | 1 017                                   | 3 302              | 1 509         |
| \$120 to \$149                               | 303                                     | 261              | 232        | 23               | 42      | 32      | 1 661    | 1 593         | 62    | 7 695               | 1 024                                   | 4 364              | 2 285         |
| \$150 to \$199                               | 133                                     | 130              | 121        | 8                | 3       | 3       | 654      | 648           | 3     | 5 866               | 900                                     | 3 587              | 1 388         |
| \$200 to \$249                               | 12                                      | 12               | 12         | -                | -       | -       | 104      | 104           | -     | 1 226               | 119                                     | 949                | 156           |
| \$250 or more                                | 6                                       | 5                | 5          | -                | 1       | -       | 29       | 27            | -     | 553                 | 13                                      | 477                | 60            |
| No cash rent                                 | 1 305                                   | 804              | 378        | 94               | 501     | 147     | 1 636    | 255           | 1 204 | 2 757               | 184                                     | 1 722              | 639           |
| Median                                       | \$51                                    | \$56             | \$60       | \$49             | \$40    | \$45    | \$89     | \$90          | \$117 | \$77                | \$92                                    | \$73               | \$87          |
| <b>Specified vacant for rent<sup>2</sup></b> | 1 347                                   | 961              | 709        | 109              | 386     | 139     | 1 738    | 1 546         | 13    | 8 707               | 478                                     | 6 730              | 1 370         |
| Less than \$40                               | 487                                     | 289              | 155        | 46               | 198     | 63      | 207      | 167           | -     | 780                 | 11                                      | 655                | 82            |
| \$40 to \$59                                 | 396                                     | 269              | 214        | 25               | 127     | 44      | 290      | 212           | -     | 2 177               | 67                                      | 1 872              | 183           |
| \$60 to \$79                                 | 287                                     | 244              | 199        | 30               | 43      | 20      | 514      | 470           | -     | 1 890               | 82                                      | 1 509              | 274           |
| \$80 to \$99                                 | 93                                      | 82               | 73         | 5                | 11      | 7       | 331      | 322           | -     | 696                 | 24                                      | 554                | 107           |
| \$100 to \$149                               | 74                                      | 67               | 58         | 3                | 7       | 5       | 336      | 317           | 12    | 1 403               | 104                                     | 886                | 409           |
| \$150 to \$199                               | 7                                       | 7                | 7          | -                | -       | -       | 45       | 44            | 1     | 1 246               | 183                                     | 761                | 301           |
| \$200 or more                                | 3                                       | 3                | 3          | -                | -       | -       | 15       | 14            | -     | 515                 | 7                                       | 493                | 14            |
| Median rent asked                            | \$49                                    | \$55             | \$59       | \$47             | \$40    | \$47    | \$74     | \$77          | \$114 | \$73                | \$131                                   | \$68               | \$109         |
| <b>With all plumbing facilities:</b>         |   |                  |            |                  |         |         |          |               |       |                     |   |                    |               |
| <b>Specified renter occupied<sup>2</sup></b> | 12 285                                  | 8 919            | 6 777      | 1 063            | 3 366   | 1 552   | 11 661   | 9 577         | 1 357 | 63 531              | 6 632                                   | 41 840             | 13 714        |
| Less than \$40                               | 3 049                                   | 1 772            | 1 155      | 304              | 1 277   | 502     | 550      | 395           | -     | 3 609               | 174                                     | 2 601              | 600           |
| \$40 to \$59                                 | 3 728                                   | 2 576            | 1 900      | 339              | 1 152   | 549     | 1 148    | 922           | -     | 12 123              | 785                                     | 9 139              | 1 750         |
| \$60 to \$79                                 | 2 553                                   | 2 143            | 1 758      | 225              | 410     | 241     | 2 211    | 2 102         | 1     | 15 997              | 1 710                                   | 10 848             | 3 123         |
| \$80 to \$99                                 | 1 064                                   | 956              | 851        | 65               | 108     | 75      | 2 083    | 2 028         | -     | 8 048               | 708                                     | 4 984              | 2 264         |
| \$100 to \$149                               | 764                                     | 684              | 628        | 42               | 80      | 54      | 3 300    | 3 120         | 158   | 13 505              | 2 040                                   | 7 620              | 3 779         |
| \$150 or more                                | 149                                     | 146              | 137        | 8                | 3       | 3       | 782      | 774           | 3     | 7 623               | 1 032                                   | 4 993              | 1 582         |
| No cash rent                                 | 978                                     | 642              | 348        | 80               | 336     | 128     | 1 587    | 236           | 1 195 | 2 626               | 183                                     | 1 655              | 616           |
| Median                                       | \$54                                    | \$59             | \$61       | \$52             | \$43    | \$46    | \$90     | \$91          | \$117 | \$78                | \$94                                    | \$74               | \$88          |
| <b>Specified vacant for rent<sup>2</sup></b> | 1 056                                   | 810              | 627        | 96               | 246     | 111     | 1 641    | 1 465         | 13    | 8 174               | 465                                     | 6 281              | 1 320         |
| Less than \$40                               | 284                                     | 190              | 108        | 37               | 94      | 32      | 173      | 138           | -     | 541                 | 8                                       | 449                | 64            |
| \$40 to \$59                                 | 330                                     | 231              | 189        | 22               | 99      | 50      | 253      | 180           | -     | 1 974               | 60                                      | 1 698              | 165           |
| \$60 to \$79                                 | 271                                     | 234              | 191        | 29               | 37      | 19      | 491      | 453           | -     | 1 833               | 82                                      | 1 458              | 271           |
| \$80 to \$99                                 | 90                                      | 81               | 72         | 5                | 9       | 5       | 331      | 322           | -     | 687                 | 24                                      | 549                | 104           |
| \$100 to \$149                               | 71                                      | 64               | 57         | 3                | 7       | 5       | 333      | 314           | 12    | 1 386               | 102                                     | 875                | 406           |
| \$150 or more                                | 10                                      | 10               | 10         | -                | -       | -       | 60       | 58            | -     | 1 753               | 189                                     | 1 252              | 310           |
| Median rent asked                            | \$55                                    | \$59             | \$61       | \$51             | \$45    | \$49    | \$76     | \$78          | \$114 | \$76                | \$133                                   | \$71               | \$113         |
| <b>DURATION OF VACANCY</b>                   |   |                  |            |                  |         |         |          |               |       |                     |   |                    |               |
| <b>Year-round vacant for sale</b>            | 621                                     | 465              | 314        | 40               | 156     | 59      | 472      | 406           | -     | 2 783               | 202                                     | 1 570              | 936           |
| Less than 2 months                           | 236                                     | 185              | 137        | 15               | 51      | 19      | 271      | 249           | -     | 813                 | 96                                      | 379                | 313           |
| 2 up to 6 months                             | 181                                     | 134              | 86         | 12               | 47      | 19      | 119      | 94            | -     | 997                 | 74                                      | 564                | 334           |
| 6 months or more                             | 204                                     | 146              | 91         | 13               | 58      | 21      | 82       | 63            | -     | 973                 | 32                                      | 627                | 289           |
| <b>Year-round vacant for rent</b>            | 1 485                                   | 1 013            | 709        | 110              | 472     | 141     | 1 745    | 1 549         | 13    | 8 829               | 481                                     | 6 748              | 1 381         |
| Less than 2 months                           | 865                                     | 614              | 453        | 74               | 251     | 87      | 1 315    | 1 209         | 13    | 5 502               | 314                                     | 4 140              | 966           |
| 2 up to 6 months                             | 340                                     | 200              | 138        | 24               | 140     | 43      | 241      | 179           | -     | 2 051               | 134                                     | 1 554              | 292           |
| 6 months or more                             | 280                                     | 199              | 118        | 12               | 81      | 11      | 209      | 161           | -     | 1 276               | 33                                      | 1 054              | 123           |

<sup>1</sup>Data relate to the part of the city within the SMSA.

<sup>2</sup>Limited to one-family homes on less than 10 acres and no business on property.

<sup>3</sup>Excludes one-family homes on 10 acres or more.

Table 10. Financial Characteristics for Areas and Places: 1970—Continued

(For minimum base for derived figures (percent, median, etc.) and meaning of symbols, see text)

**Standard Metropolitan Statistical Areas Places of 50,000 Inhabitants or More (or Central Cities) Urban Balance**  
**Urbanized Areas Places of 50,000 Inhabitants or More**

| VALUE  | SMSA's—Con.   |                    |               | Urbanized areas |                  |                  |               |                |               | Places        |              |               |               |
|--|---------------|--------------------|---------------|-----------------|------------------|------------------|---------------|----------------|---------------|---------------|--------------|---------------|---------------|
|  | Tulsa         |                    |               | Fort Smith      |                  |                  | Lawton        |                |               | Norman        |              |               | Tulsa         |
|  | Total         | Tulsa (urban part) | Urban balance | Total           | Arkansas portion | Oklahoma portion | Lowton        | Oklahoma City  | Tulsa         | Lawton        | Norman       | Oklahoma City | Tulsa         |
| <b>Specified owner occupied<sup>1</sup></b>  | <b>97 890</b> | <b>70 518</b>      | <b>17 198</b> | <b>15 721</b>   | <b>15 278</b>    | <b>443</b>       | <b>12 433</b> | <b>121 342</b> | <b>79 034</b> | <b>12 432</b> | <b>7 837</b> | <b>74 194</b> | <b>70 671</b> |
| Less than \$5,000                            | 8 655         | 2 816              | 2 833         | 1 395           | 1 199            | 196              | 482           | 4 619          | 3 580         | 482           | 258          | 3 810         | 2 823         |
| \$5,000 to \$9,999                           | 9 029         | 4 904              | 2 421         | 2 207           | 2 097            | 110              | 738           | 9 513          | 5 825         | 738           | 534          | 7 264         | 4 912         |
| \$10,000 to \$14,999                         | 13 279        | 9 530              | 2 688         | 2 688           | 2 636            | 52               | 1 380         | 18 359         | 10 868        | 1 380         | 846          | 12 069        | 9 534         |
| \$15,000 to \$19,999                         | 15 896        | 11 685             | 3 117         | 2 624           | 2 591            | 33               | 2 232         | 21 630         | 13 543        | 2 232         | 944          | 13 317        | 11 697        |
| \$20,000 to \$24,999                         | 11 361        | 8 497              | 2 139         | 1 840           | 1 815            | 25               | 2 312         | 18 332         | 9 795         | 2 312         | 1 174        | 10 520        | 8 499         |
| \$25,000 to \$29,999                         | 9 490         | 7 388              | 1 469         | 1 316           | 1 304            | 12               | 1 849         | 13 609         | 8 236         | 1 849         | 928          | 7 599         | 7 396         |
| \$30,000 to \$34,999                         | 7 041         | 5 595              | 956           | 865             | 859              | 6                | 1 227         | 9 055          | 6 179         | 1 227         | 688          | 4 967         | 5 600         |
| \$35,000 to \$49,999                         | 9 951         | 8 252              | 1 035         | 1 160           | 1 156            | 4                | 1 038         | 11 112         | 8 905         | 1 037         | 945          | 6 420         | 8 278         |
| \$50,000 or more                             | 8 806         | 7 823              | 464           | 942             | 937              | 5                | 717           | 9 828          | 8 026         | 717           | 1 048        | 6 579         | 7 869         |
| Median price asked                           | 1 432         | 1 359              | 27            | 272             | 272              | —                | 124           | 1 734          | 1 365         | 124           | 123          | 1 060         | 1 368         |
|  | \$13 000      | \$14 400           | \$10 600      | \$11 500        | \$11 600         | \$5 600          | \$14 000      | \$13 400       | \$14 000      | \$14 000      | \$15 400     | \$12 900      | \$14 400      |
| <b>Specified vacant for sale<sup>1</sup></b> | <b>1 710</b>  | <b>1 213</b>       | <b>362</b>    | <b>340</b>      | <b>336</b>       | <b>4</b>         | <b>402</b>    | <b>2 498</b>   | <b>1 404</b>  | <b>402</b>    | <b>201</b>   | <b>1 464</b>  | <b>1 218</b>  |
| Less than \$5,000                            | 210           | 92                 | 69            | 26              | 23               | 3                | 16            | 162            | 102           | 16            | 14           | 120           | 92            |
| \$5,000 to \$9,999                           | 431           | 231                | 77            | 101             | 101              | —                | 70            | 634            | 262           | 70            | 19           | 436           | 231           |
| \$10,000 to \$14,999                         | 457           | 310                | 129           | 61              | 60               | 1                | 122           | 850            | 413           | 122           | 28           | 452           | 310           |
| \$15,000 to \$19,999                         | 301           | 237                | 50            | 35              | 35               | —                | 113           | 392            | 272           | 113           | 41           | 204           | 237           |
| \$20,000 to \$24,999                         | 151           | 112                | 27            | 38              | 38               | —                | 49            | 171            | 123           | 49            | 25           | 84            | 112           |
| \$25,000 to \$29,999                         | 190           | 166                | 9             | 43              | 43               | —                | 19            | 171            | 167           | 19            | 47           | 93            | 171           |
| \$30,000 to \$34,999                         | 43            | 39                 | —             | 26              | 26               | —                | 12            | 79             | 39            | 12            | 24           | 47            | 39            |
| \$35,000 to \$49,999                         | 27            | 26                 | 1             | 10              | 10               | —                | 1             | 39             | 26            | 1             | 3            | 28            | 26            |
| \$50,000 or more                             | 13 200        | 14 300             | 12 400        | 13 100          | 13 300           | —                | 14 800        | 12 400         | 13 900        | 14 800        | 19 700       | 11 800        | 14 400        |
| Median price asked                           | \$13 200      | \$14 300           | \$12 400      | \$13 100        | \$13 300         | —                | \$14 800      | \$12 400       | \$13 900      | \$14 800      | \$19 700     | \$11 800      | \$14 400      |
| <b>With all plumbing facilities:</b>         |               |                    |               |                 |                  |                  |               |                |               |               |              |               |               |
| <b>Specified owner occupied<sup>1</sup></b>  | <b>96 118</b> | <b>69 945</b>      | <b>16 686</b> | <b>15 364</b>   | <b>15 024</b>    | <b>340</b>       | <b>12 335</b> | <b>120 344</b> | <b>78 271</b> | <b>12 334</b> | <b>7 797</b> | <b>75 364</b> | <b>70 093</b> |
| Less than \$5,000                            | 7 497         | 2 553              | 2 449         | 1 131           | 1 028            | 103              | 435           | 4 158          | 3 195         | 435           | 236          | 3 385         | 2 559         |
| \$5,000 to \$9,999                           | 21 925        | 14 269             | 4 927         | 4 826           | 4 673            | 153              | 2 099         | 27 631         | 16 479        | 2 099         | 1 370        | 19 133        | 14 280        |
| \$10,000 to \$14,999                         | 27 148        | 20 119             | 5 234         | 4 449           | 4 392            | 57               | 4 536         | 39 809         | 23 265        | 4 536         | 2 114        | 23 735        | 20 133        |
| \$15,000 to \$19,999                         | 16 472        | 12 944             | 2 417         | 2 176           | 2 158            | 18               | 3 062         | 22 597         | 14 369        | 3 062         | 1 616        | 12 514        | 12 957        |
| \$20,000 to \$24,999                         | 9 925         | 8 237              | 1 032         | 1 158           | 1 154            | 4                | 1 034         | 11 083         | 8 888         | 1 033         | 943          | 6 404         | 8 262         |
| \$25,000 to \$29,999                         | 13 151        | 11 823             | 627           | 1 624           | 1 619            | 5                | 1 169         | 15 066         | 12 075        | 1 169         | 1 518        | 10 193        | 11 902        |
| \$30,000 to \$34,999                         | 13 100        | 14 400             | 10 800        | 11 600          | 11 800           | 6 700            | 14 000        | 13 400         | 14 000        | 14 000        | 15 500       | 13 000        | 14 400        |
| Median price asked                           | \$13 100      | \$14 400           | \$10 800      | \$11 600        | \$11 800         | \$6 700          | \$14 000      | \$13 400       | \$14 000      | \$14 000      | \$15 500     | \$13 000      | \$14 400      |
| <b>Specified vacant for sale<sup>1</sup></b> | <b>1 652</b>  | <b>1 201</b>       | <b>343</b>    | <b>326</b>      | <b>324</b>       | <b>2</b>         | <b>398</b>    | <b>2 470</b>   | <b>1 380</b>  | <b>398</b>    | <b>200</b>   | <b>1 440</b>  | <b>1 206</b>  |
| Less than \$5,000                            | 171           | 85                 | 59            | 14              | 13               | 1                | 16            | 149            | 90            | 16            | 14           | 108           | 85            |
| \$5,000 to \$9,999                           | 321           | 227                | 74            | 100             | 100              | —                | 67            | 624            | 257           | 67            | 19           | 429           | 227           |
| \$10,000 to \$14,999                         | 448           | 309                | 123           | 60              | 59               | 1                | 122           | 847            | 406           | 122           | 27           | 448           | 309           |
| \$15,000 to \$19,999                         | 301           | 237                | 50            | 35              | 35               | —                | 112           | 392            | 272           | 112           | 41           | 204           | 237           |
| \$20,000 to \$24,999                         | 151           | 112                | 27            | 38              | 38               | —                | 49            | 170            | 123           | 49            | 25           | 84            | 112           |
| \$25,000 to \$29,999                         | 260           | 231                | 10            | 79              | 79               | —                | 32            | 288            | 232           | 32            | 74           | 167           | 236           |
| \$30,000 to \$34,999                         | 260           | 231                | 10            | 79              | 79               | —                | 32            | 288            | 232           | 32            | 74           | 167           | 236           |
| Median price asked                           | \$13 600      | \$14 500           | \$12 700      | \$13 900        | \$14 000         | —                | \$14 800      | \$12 400       | \$14 100      | \$14 800      | \$19 800     | \$11 900      | \$14 500      |
| <b>CONTRACT RENT</b>                         |               |                    |               |                 |                  |                  |               |                |               |               |              |               |               |
| <b>Specified renter occupied<sup>2</sup></b> | <b>48 722</b> | <b>37 502</b>      | <b>7 532</b>  | <b>8 589</b>    | <b>8 360</b>     | <b>229</b>       | <b>11 173</b> | <b>62 396</b>  | <b>40 754</b> | <b>9 806</b>  | <b>6 853</b> | <b>44 204</b> | <b>37 574</b> |
| Less than \$30                               | 1 372         | 621                | 372           | 999             | 975              | 24               | 209           | 1 058          | 729           | 209           | 93           | 844           | 626           |
| \$30 to \$39                                 | 2 706         | 1 314              | 785           | 865             | 790              | 75               | 261           | 2 915          | 1 505         | 261           | 168          | 2 564         | 1 316         |
| \$40 to \$49                                 | 9 545         | 6 305              | 2 214         | 2 476           | 2 378            | 98               | 993           | 12 010         | 7 181         | 993           | 858          | 10 098        | 6 319         |
| \$50 to \$59                                 | 10 736        | 8 112              | 1 971         | 2 023           | 2 011            | 12               | 2 148         | 15 452         | 9 033         | 2 147         | 1 728        | 11 175        | 8 124         |
| \$60 to \$69                                 | 5 934         | 4 960              | 781           | 918             | 918              | —                | 2 038         | 7 839          | 5 375         | 2 038         | 710          | 5 057         | 4 966         |
| \$70 to \$79                                 | 4 033         | 3 496              | 425           | 416             | 415              | 1                | 1 628         | 5 697          | 3 766         | 1 531         | 1 026        | 3 316         | 3 500         |
| \$80 to \$89                                 | 5 014         | 4 616              | 332           | 255             | 255              | —                | 1 655         | 7 462          | 4 816         | 1 593         | 1 030        | 4 365         | 4 617         |
| \$90 to \$99                                 | 5 031         | 4 921              | 79            | 129             | 129              | —                | 651           | 5 800          | 4 958         | 648           | 901          | 3 587         | 4 927         |
| \$100 to \$109                               | 1 075         | 1 053              | 4             | 12              | 12               | —                | 104           | 1 221          | 1 054         | 104           | 120          | 949           | 1 067         |
| \$110 to \$119                               | 697           | 691                | 2             | 5               | 5                | —                | 27            | 549            | 693           | 27            | 13           | 479           | 691           |
| \$120 to \$129                               | 2 579         | 1 413              | 567           | 491             | 472              | 19               | 1 459         | 2 393          | 1 644         | 255           | 206          | 1 770         | 1 421         |
| \$130 to \$139                               | \$77          | \$86               | \$61          | \$58            | \$58             | \$41             | \$91          | \$78           | \$83          | \$90          | \$91         | \$72          | \$86          |
| Median                                       | \$77          | \$86               | \$61          | \$58            | \$58             | \$41             | \$91          | \$78           | \$83          | \$90          | \$91         | \$72          | \$86          |
| <b>Specified vacant for rent<sup>2</sup></b> | <b>7 163</b>  | <b>5 945</b>       | <b>853</b>    | <b>831</b>      | <b>818</b>       | <b>13</b>        | <b>1 559</b>  | <b>8 403</b>   | <b>6 206</b>  | <b>1 546</b>  | <b>489</b>   | <b>6 752</b>  | <b>5 959</b>  |
| Less than \$40                               | 769           | 359                | 247           | 210             | 201              | 9                | 167           | 705            | 397           | 167           | 18           | 656           | 362           |
| \$40 to \$49                                 | 1 435         | 1 053              | 276           | 243             | 239              | 4                | 212           | 2 049          | 1 138         | 212           | 70           | 1 886         | 1 053         |
| \$50 to \$59                                 | 1 308         | 1 093              | 171           | 229             | 229              | —                | 470           | 1 839          | 1 171         | 470           | 82           | 1 512         | 1 093         |
| \$60 to \$69                                 | 679           | 583                | 73            | 78              | 78               | —                | 322           | 679            | 616           | 322           | 24           | 556           | 679           |
| \$70 to \$79                                 | 1 209         | 1 112              | 78            | 61              | 61               | —                | 429           | 1 374          | 1 133         | 429           | 105          | 887           | 1 114         |
| \$80 to \$89                                 | 1 384         | 1 375              | 7             | 7               | 7                | —                | 35            | 1 243          | 1 381         | 34            | 183          | 761           | 1 376         |
| \$90 to \$99                                 | 379           | 370                | 1             | 3               | 3                | —                | 14            | 514            | 370           | 14            | 7            | 494           | 377           |
| \$100 to \$109                               | \$81          | \$93               | \$52          | \$57            | \$58             | \$34             | \$77          | \$75           | \$89          | \$77          | \$129        | \$68          | \$94          |
| Median                                       | \$81          | \$93               | \$52          | \$57            | \$58             | \$34             | \$77          | \$75           | \$89          | \$77          | \$129        | \$68          | \$94          |
| <b>With all plumbing facilities:</b>         |               |                    |               |                 |                  |                  |               |                |               |               |              |               |               |
| <b>Specified renter occupied<sup>2</sup></b> | <b>46 601</b> | <b>36 286</b>      | <b>7 033</b>  | <b>7 993</b>    | <b>7 840</b>     | <b>153</b>       | <b>10 934</b> | <b>60 156</b>  | <b>39 347</b> | <b>9 577</b>  | <b>6 726</b> | <b>42 167</b> | <b>36 347</b> |
| Less than \$40                               | 3 277         | 1 569              | 937           | 1 503           | 1 459            | 44               | 395           | 3 095          | 1 799         | 395           | 194          | 2 625         | 1 570         |
| \$40 to \$49                                 | 8 840         | 5 830              | 2 045         | 2 327           | 2 239            | 88               | 922           | 11 092         | 6 631         | 922           | 811          | 9 239         | 5 841         |
| \$50 to \$59                                 | 10 468        | 7 908              | 1 926         | 1 992           | 1 983            | 9                | 2 103         | 15 219         | 8 813         | 2 102         | 1 720        | 10 968        | 7 919         |
| \$60 to \$69                                 | 5 880         | 4 915              | 772           | 916             | 916              | —                | 2 028         | 7 791          | 5 325         | 2 028         | 710          | 5 012         | 4 921         |
| \$70 to \$79                                 | 9 015         | 8 083              | 756           | 671             | 670              | 1                | 3 278         | 13 100         | 8 552         | 3 120         | 2 054        | 7 633         | 8 088         |
| \$80 to \$89                                 | 6 774         | 6 639              | 83            | 145             | 145              | —                | 777           | 7 548          | 6 678         | 774           | 1 034        | 4 995         | 6 659         |
| \$90 to \$99                                 | 2 347         | 1 342              | 514           | 439             | 428              | 11               | 1 431         | 2 311          | 1 549         | 236           | 203          | 1 695         | 1 349         |
| \$100 to \$109                               | \$79          | \$87               | \$62          | \$60            | \$60             | \$45             | \$92          | \$79           | \$85          | \$91          | \$94         | \$74          | \$87          |
| Median                                       | \$79          | \$87               | \$62          | \$60            | \$60             | \$45             | \$92          | \$79           | \$85          | \$91          | \$94         | \$74          | \$87          |
| <b>Specified vacant for rent<sup>2</sup></b> | <b>6 763</b>  | <b>5 707</b>       | <b>747</b>    | <b>724</b>      | <b>7</b>         |                  |               |                |               |               |              |               |               |

Table 11. **Occupancy, Plumbing, and Financial Characteristics of Housing Units With Negro Head of Household, for Areas and Places: 1970**

[For minimum base for derived figures (percent, median, etc.) and meaning of symbols, see text]

| Standard Metropolitan Statistical Areas<br>Places of 50,000 Inhabitants or More<br>(or Central Cities)<br>Urban Balance<br>Urbanized Areas<br>Places of 50,000 Inhabitants or More | Standard metropolitan statistical areas |                  |            |                  |         |         |          |               |       |                     |   |               |            |
|--|---|------------------|------------|------------------|---------|---------|----------|---------------|-------|---------------------|---|---------------|------------|
|  | Fort Smith                              |                  |            |                  | Lawton  |         |          | Oklahoma City |       |                     |   |               |            |
|  | Total                                   | Arkansas portion |            | Oklahoma portion |         | Total   | Lawton   | Urban balance | Total | Norman (urban part) | Oklahoma City (urban part) <sup>2</sup> | Urban balance |            |
|  |   | Total            | Fort Smith | Urban balance    | Total   |         |          |               |       |                     |   |               | Urban part |
| Total Negro population   | 6 741                                   | 4 869            | 4 331      | 341              | 1 872   | 170     | 11 224   | 8 441         | 2 602 | 54 267              | 463                                     | 49 678        | 2 689      |
| All occupied housing units   | 1 949                                   | 1 441            | 1 262      | 122              | 508     | 56      | 2 547    | 2 330         | 200   | 15 451              | 86                                      | 14 324        | 618        |
| <b>POPULATION</b>  |   |                  |            |                  |         |         |          |               |       |                     |   |               |            |
| Population in housing units  | 6 619                                   | 4 774            | 4 238      | 340              | 1 845   | 165     | 9 409    | 8 390         | 955   | 52 892              | 210                                     | 48 969        | 2 283      |
| Per occupied unit  | 3.4                                     | 3.3              | 3.4        | 2.8              | 3.6     | 2.9     | 3.7      | 3.6           | 4.8   | 3.4                 | 2.4                                     | 3.4           | 3.7        |
| Owner  | 3.4                                     | 3.2              | 3.3        | 2.7              | 3.8     | 2.7     | 3.8      | 3.8           | —     | 3.6                 | 3.6                                     | 3.6           | 3.6        |
| Renter   | 3.4                                     | 3.4              | 3.5        | 2.9              | 3.2     | 3.7     | 3.6      | 3.4           | 4.8   | 3.2                 | 2.4                                     | 3.1           | 3.8        |
| <b>TENURE</b>  |   |                  |            |                  |         |         |          |               |       |                     |   |               |            |
| Owner occupied   | 1 153                                   | 786              | 658        | 86               | 367     | 40      | 1 172    | 1 167         | —     | 8 634               | 5                                       | 7 905         | 401        |
| Renter occupied  | 796                                     | 655              | 604        | 36               | 141     | 16      | 1 375    | 1 163         | 200   | 6 817               | 81                                      | 6 419         | 217        |
| <b>PLUMBING FACILITIES</b>   |   |                  |            |                  |         |         |          |               |       |                     |   |               |            |
| With all plumbing facilities   | 1 488                                   | 1 252            | 1 115      | 96               | 236     | 40      | 2 458    | 2 244         | 198   | 14 366              | 85                                      | 13 478        | 529        |
| Lacking some or all plumbing facilities  | 461                                     | 189              | 147        | 26               | 272     | 16      | 89       | 86            | 2     | 1 085               | 1                                       | 846           | 89         |
| Lacking only hot water   | 43                                      | 30               | 23         | 7                | 13      | 5       | 15       | 15            | —     | 79                  | —                                       | 59            | 12         |
| Lacking other plumbing facilities  | 418                                     | 159              | 124        | 19               | 259     | 11      | 74       | 71            | 2     | 1 006               | 1                                       | 787           | 77         |
| <b>PIPED WATER IN STRUCTURE</b>  |   |                  |            |                  |         |         |          |               |       |                     |   |               |            |
| Hot and cold   | 1 548                                   | 1 295            | 1 153      | 100              | 253     | 42      | 2 488    | 2 272         | 200   | 14 784              | 86                                      | 13 860        | 546        |
| Cold only  | 186                                     | 118              | 92         | 21               | 68      | 14      | 45       | 44            | —     | 232                 | —                                       | 166           | 31         |
| None   | 215                                     | 28               | 17         | 1                | 187     | —       | 14       | 14            | —     | 435                 | —                                       | 298           | 41         |
| <b>FLUSH TOILET</b>  |   |                  |            |                  |         |         |          |               |       |                     |   |               |            |
| For exclusive use of household   | 1 632                                   | 1 348            | 1 192      | 115              | 284     | 48      | 2 508    | 2 292         | 200   | 14 586              | 86                                      | 13 658        | 556        |
| Also used by another household   | 17                                      | 17               | 17         | —                | —       | —       | 18       | 18            | —     | 253                 | —                                       | 245           | 7          |
| None   | 300                                     | 76               | 53         | 7                | 224     | 8       | 21       | 20            | —     | 612                 | —                                       | 421           | 55         |
| <b>BATHTUB OR SHOWER</b>   |   |                  |            |                  |         |         |          |               |       |                     |   |               |            |
| For exclusive use of household   | 1 531                                   | 1 282            | 1 138      | 103              | 249     | 45      | 2 474    | 2 260         | 198   | 14 490              | 85                                      | 13 571        | 544        |
| Also used by another household   | 18                                      | 18               | 18         | —                | —       | —       | 19       | 19            | —     | 267                 | 1                                       | 258           | 8          |
| None   | 400                                     | 141              | 106        | 19               | 259     | 11      | 54       | 51            | 2     | 694                 | —                                       | 495           | 66         |
| <b>COMPLETE KITCHEN FACILITIES</b>   |   |                  |            |                  |         |         |          |               |       |                     |   |               |            |
| For exclusive use of household   | 1 644                                   | 1 351            | 1 192      | 118              | 293     | 50      | 2 478    | 2 262         | 200   | 14 600              | 83                                      | 13 669        | 551        |
| Also used by another household   | 7                                       | 7                | 5          | —                | —       | —       | 4        | 4             | —     | 67                  | —                                       | 67            | —          |
| No complete kitchen facilities   | 298                                     | 83               | 65         | 4                | 215     | 6       | 65       | 64            | —     | 784                 | 3                                       | 588           | 67         |
| <b>ACCESS</b>  |   |                  |            |                  |         |         |          |               |       |                     |   |               |            |
| With direct access   | 1 949                                   | 1 441            | 1 262      | 122              | 508     | 56      | 2 545    | 2 328         | 200   | 15 431              | 86                                      | 14 304        | 618        |
| Lacking direct access  | —                                       | —                | —          | —                | —       | —       | 2        | 2             | —     | 20                  | —                                       | 20            | —          |
| <b>VALUE</b>   |   |                  |            |                  |         |         |          |               |       |                     |   |               |            |
| Specified owner occupied <sup>2</sup>  | 1 029                                   | 756              | 639        | 83               | 273     | 40      | 1 113    | 1 109         | —     | 8 027               | 4                                       | 7 408         | 373        |
| Less than \$5,000  | 439                                     | 264              | 200        | 40               | 175     | 31      | 111      | 111           | —     | 903                 | —                                       | 683           | 120        |
| \$5,000 to \$7,999   | 295                                     | 226              | 208        | 13               | 69      | 6       | 125      | 125           | —     | 1 200               | —                                       | 1 055         | 106        |
| \$7,500 to \$9,999   | 156                                     | 144              | 128        | 13               | 12      | —       | 187      | 187           | —     | 1 786               | —                                       | 1 724         | 42         |
| \$10,000 to \$12,499   | 78                                      | 72               | 57         | 13               | 6       | —       | 213      | 213           | —     | 1 650               | —                                       | 1 594         | 38         |
| \$12,500 to \$14,999   | 18                                      | 16               | 13         | 3                | 2       | 1       | 196      | 196           | —     | 1 022               | 1                                       | 989           | 26         |
| \$15,000 to \$17,499   | 15                                      | 11               | 10         | 1                | 4       | —       | 130      | 130           | —     | 681                 | —                                       | 652           | 18         |
| \$17,500 to \$19,999   | 6                                       | 6                | 6          | —                | —       | —       | 67       | 67            | —     | 332                 | —                                       | 309           | 12         |
| \$20,000 to \$24,999   | 8                                       | 5                | 5          | —                | 3       | 2       | 58       | 54            | —     | 273                 | —                                       | 252           | 5          |
| \$25,000 to \$34,999   | 5                                       | 5                | 5          | —                | —       | —       | 16       | 16            | —     | 118                 | 2                                       | 100           | 5          |
| \$35,000 to \$49,999   | 5                                       | 5                | 5          | —                | —       | —       | 7        | 7             | —     | 47                  | 1                                       | 38            | —          |
| \$50,000 or more   | 4                                       | 2                | 2          | —                | 2       | —       | 3        | 3             | —     | 15                  | —                                       | 12            | —          |
| Median   | \$5 600                                 | \$6 300          | \$6 400    | \$5 300          | \$5000— | \$5000— | \$11 600 | \$11 500      | —     | \$10 200            | ...                                     | \$10 400      | \$6 600    |
| With all plumbing facilities   | 808                                     | 670              | 586        | 63               | 138     | 26      | 1 077    | 1 073         | —     | 7 541               | 4                                       | 7 035         | 321        |
| Less than \$5,000  | 277                                     | 199              | 164        | 24               | 78      | 18      | 90       | 90            | —     | 584                 | —                                       | 448           | 82         |
| \$5,000 to \$9,999   | 399                                     | 353              | 322        | 23               | 46      | 5       | 301      | 301           | —     | 2 865               | —                                       | 2 682         | 136        |
| \$10,000 to \$14,999   | 95                                      | 87               | 70         | 15               | 8       | 1       | 409      | 409           | —     | 2 648               | 1                                       | 2 562         | 64         |
| \$15,000 to \$19,999   | 19                                      | 16               | 15         | 1                | 3       | —       | 194      | 194           | —     | 996                 | —                                       | 946           | 28         |
| \$20,000 to \$24,999   | 7                                       | 4                | 4          | —                | 3       | 2       | 57       | 53            | —     | 270                 | —                                       | 249           | 5          |
| \$25,000 or more   | 11                                      | 11               | 11         | —                | —       | —       | 26       | 26            | —     | 178                 | 3                                       | 148           | 6          |
| Median   | \$6 300                                 | \$6 600          | \$6 700    | \$6 900          | \$5000— | \$5000— | \$11 700 | \$11 700      | —     | \$10 500            | ...                                     | \$10 600      | \$7 000    |
| <b>CONTRACT RENT</b>   |   |                  |            |                  |         |         |          |               |       |                     |   |               |            |
| Specified renter occupied <sup>2</sup>   | 769                                     | 650              | 602        | 36               | 119     | 16      | 1 360    | 1 148         | 200   | 6 631               | 81                                      | 6 262         | 212        |
| Less than \$30   | 248                                     | 224              | 196        | 23               | 24      | 2       | 109      | 108           | —     | 293                 | —                                       | 237           | 29         |
| \$30 to \$39   | 209                                     | 155              | 148        | 2                | 54      | 4       | 131      | 128           | —     | 716                 | 3                                       | 661           | 37         |
| \$40 to \$59   | 181                                     | 171              | 164        | 6                | 10      | 1       | 260      | 257           | —     | 2 608               | 12                                      | 2 539         | 46         |
| \$60 to \$79   | 50                                      | 48               | 47         | 1                | 2       | 1       | 271      | 271           | —     | 1 597               | 26                                      | 1 557         | 14         |
| \$80 to \$99   | 3                                       | 3                | 3          | —                | —       | —       | 192      | 192           | —     | 394                 | 7                                       | 371           | 16         |
| \$100 to \$119   | 3                                       | 3                | 3          | —                | —       | —       | 140      | 107           | 33    | 467                 | 15                                      | 436           | 15         |
| \$120 to \$149   | 1                                       | 1                | 1          | —                | —       | —       | 60       | 46            | 14    | 279                 | 10                                      | 242           | 26         |
| \$150 to \$199   | —                                       | —                | —          | —                | —       | —       | 8        | 8             | —     | 85                  | 7                                       | 75            | 3          |
| \$200 to \$249   | —                                       | —                | —          | —                | —       | —       | 2        | 2             | —     | 10                  | 1                                       | 8             | 1          |
| \$250 or more  | —                                       | —                | —          | —                | —       | —       | —        | —             | —     | 5                   | —                                       | 5             | —          |
| No cash rent   | 74                                      | 45               | 40         | 4                | 29      | 8       | 187      | 29            | 153   | 177                 | —                                       | 131           | 25         |
| Median   | \$35                                    | \$35             | \$36       | \$30—            | \$34    | \$35    | \$66     | \$65          | \$114 | \$57                | \$78                                    | \$57          | \$49       |
| With all plumbing facilities   | 607                                     | 555              | 513        | 30               | 52      | 14      | 1 309    | 1 100         | 198   | 6 130               | 80                                      | 5 841         | 180        |
| Less than \$40   | 345                                     | 315              | 285        | 20               | 30      | 5       | 211      | 208           | —     | 759                 | 2                                       | 697           | 49         |
| \$40 to \$59   | 168                                     | 158              | 151        | 6                | 10      | 1       | 249      | 246           | —     | 2 446               | 12                                      | 2 387         | 39         |
| \$60 to \$79   | 48                                      | 47               | 46         | 1                | 1       | 1       | 269      | 269           | —     | 1 551               | 26                                      | 1 513         | 12         |
| \$80 to \$99   | 3                                       | 3                | 3          | —                | —       | —       | 192      | 192           | —     | 391                 | 7                                       | 368           | 16         |
| \$100 to \$149   | 4                                       | 4                | 4          | —                | —       | —       | 199      | 153           | 46    | 741                 | 25                                      | 673           | 41         |
| \$150 or more  | —                                       | —                | —          | —                | —       | —       | 10       | 10            | —     | 100                 | 8                                       | 88            | 4          |
| No cash rent   | 39                                      | 28               | 24         | 3                | 11      | 7       | 179      | 22            | 152   | 142                 | —                                       | 115           | 19         |
| Median   | \$36                                    | \$36             | \$37       | \$30—            | \$37    | \$36    | \$68     | \$66          | \$114 | \$58                | \$80                                    | \$58          | \$55       |

<sup>1</sup>Data relate to the part of the city within the SMSA.

<sup>2</sup>Limited to one-family homes on less than 10 acres and no business on property.

<sup>3</sup>Excludes one-family homes on 10 acres or more.



Table 11. **Occupancy, Plumbing, and Financial Characteristics of Housing Units With Negro Head of Household, for Areas and Places: 1970—Continued**

[For minimum base for derived figures (percent, median, etc.) and meaning of symbols, see text]

**Standard Metropolitan Statistical Areas  
Places of 50,000  
Inhabitants or More  
(or Central Cities)  
Urban Balance  
Urbanized Areas  
Places of 50,000  
Inhabitants or More**

|   | SMSA's - Con. |                    |               | Urbanized areas |                  |                  |          |               |         | Places   |        |               |         |
|---|---------------|--------------------|---------------|-----------------|------------------|------------------|----------|---------------|---------|----------|--------|---------------|---------|
|   | Tulsa         |                    |               | Fort Smith      |                  |                  | Lawton   |               |         | Tulsa    |        |               |         |
|   | Total         | Tulsa (urban part) | Urban balance | Total           | Arkansas portion | Oklahoma portion | Lawton   | Oklahoma City | Tulsa   | Lawton   | Norman | Oklahoma City | Tulsa   |
| Total Negro population                  | 39 328        | 35 262             | 2 210         | 4 672           | 4 672            | -                | 11 043   | 51 813        | 35 768  | 8 441    | 485    | 50 103        | 35 277  |
| All occupied housing units              | 11 842        | 10 604             | 715           | 1 384           | 1 384            | -                | 2 530    | 14 773        | 10 765  | 2 330    | 96     | 14 451        | 10 610  |
| <b>POPULATION</b>                       |               |                    |               |                 |                  |                  |          |               |         |          |        |               |         |
| Population in housing units             | 38 649        | 34 742             | 2 151         | 4 578           | 4 578            | -                | 9 345    | 50 664        | 35 242  | 8 390    | 290    | 49 388        | 34 757  |
| Per occupied unit                       | 3.3           | 3.3                | 3.0           | 3.3             | 3.3              | -                | 3.7      | 3.4           | 3.3     | 3.6      | 2.4    | 3.4           | 3.3     |
| Owner                                   | 3.3           | 3.4                | 2.9           | 3.2             | 3.2              | -                | 3.8      | 3.7           | 3.4     | 3.8      | 2.8    | 3.6           | 3.4     |
| Renter                                  | 3.2           | 3.2                | 3.2           | 3.4             | 3.4              | -                | 3.6      | 3.2           | 3.2     | 3.4      | 2.3    | 3.1           | 3.2     |
| <b>TENURE</b>                           |               |                    |               |                 |                  |                  |          |               |         |          |        |               |         |
| Owner occupied                          | 6 938         | 6 058              | 475           | 744             | 744              | -                | 1 167    | 8 157         | 6 151   | 1 167    | 11     | 8 010         | 6 062   |
| Renter occupied                         | 4 904         | 4 546              | 240           | 640             | 640              | -                | 1 363    | 6 616         | 4 614   | 1 163    | 85     | 6 441         | 4 548   |
| <b>PLUMBING FACILITIES</b>              |               |                    |               |                 |                  |                  |          |               |         |          |        |               |         |
| With all plumbing facilities            | 10 867        | 10 097             | 520           | 1 211           | 1 211            | -                | 2 442    | 13 888        | 10 236  | 2 244    | 96     | 13 564        | 10 101  |
| Lacking some or all plumbing facilities | 975           | 507                | 195           | 173             | 173              | -                | 88       | 885           | 529     | 86       | 6      | 887           | 509     |
| Lacking only hot water                  | 78            | 47                 | 19            | 30              | 30               | -                | 15       | 63            | 48      | 15       | 1      | 64            | 47      |
| Lacking other plumbing facilities       | 897           | 460                | 176           | 143             | 143              | -                | 73       | 822           | 481     | 71       | 5      | 823           | 462     |
| <b>PIPED WATER IN STRUCTURE</b>         |               |                    |               |                 |                  |                  |          |               |         |          |        |               |         |
| Hot and cold                            | 11 131        | 10 311             | 553           | 1 253           | 1 253            | -                | 2 472    | 14 275        | 10 455  | 2 272    | 94     | 13 951        | 10 315  |
| Cold only                               | 296           | 153                | 93            | 113             | 113              | -                | 44       | 173           | 159     | 44       | 1      | 180           | 153     |
| None                                    | 415           | 140                | 69            | 18              | 18               | -                | 14       | 325           | 151     | 14       | 1      | 320           | 142     |
| <b>FLUSH TOILET</b>                     |               |                    |               |                 |                  |                  |          |               |         |          |        |               |         |
| For exclusive use of household          | 11 111        | 10 261             | 575           | 1 307           | 1 307            | -                | 2 492    | 14 073        | 10 407  | 2 292    | 93     | 13 750        | 10 265  |
| Also used by another household          | 151           | 143                | 8             | 17              | 17               | -                | 18       | 246           | 143     | 18       | -      | 246           | 143     |
| None                                    | 580           | 200                | 132           | 60              | 60               | -                | 20       | 454           | 215     | 20       | 3      | 455           | 202     |
| <b>BATHTUB OR SHOWER</b>                |               |                    |               |                 |                  |                  |          |               |         |          |        |               |         |
| For exclusive use of household          | 10 990        | 10 163             | 556           | 1 241           | 1 241            | -                | 2 458    | 13 987        | 10 305  | 2 260    | 91     | 13 664        | 10 167  |
| Also used by another household          | 153           | 146                | 7             | 18              | 18               | -                | 19       | 260           | 146     | 19       | 1      | 258           | 146     |
| None                                    | 699           | 295                | 152           | 125             | 125              | -                | 53       | 526           | 314     | 51       | 4      | 529           | 297     |
| <b>COMPLETE KITCHEN FACILITIES</b>      |               |                    |               |                 |                  |                  |          |               |         |          |        |               |         |
| For exclusive use of household          | 11 037        | 10 195             | 556           | 1 310           | 1 310            | -                | 2 462    | 14 074        | 10 337  | 2 262    | 90     | 13 764        | 10 199  |
| Also used by another household          | 34            | 30                 | 4             | 5               | 5                | -                | 4        | 67            | 30      | 4        | -      | 67            | 30      |
| No complete kitchen facilities          | 771           | 379                | 155           | 69              | 69               | -                | 64       | 632           | 398     | 64       | 6      | 620           | 381     |
| <b>ACCESS</b>                           |               |                    |               |                 |                  |                  |          |               |         |          |        |               |         |
| With direct access                      | 11 839        | 10 601             | 715           | 1 384           | 1 384            | -                | 2 528    | 14 753        | 10 762  | 2 328    | 96     | 14 431        | 10 607  |
| Lacking direct access                   | 3             | 3                  | -             | -               | -                | -                | 2        | 20            | 3       | 2        | -      | 20            | 3       |
| <b>VALUE</b>                            |               |                    |               |                 |                  |                  |          |               |         |          |        |               |         |
| Specified owner occupied <sup>1</sup>   | 6 439         | 5 732              | 453           | 722             | 722              | -                | 1 109    | 7 635         | 5 820   | 1 109    | 4      | 7 481         | 5 734   |
| Less than \$5,000                       | 1 412         | 957                | 288           | 240             | 240              | -                | 111      | 718           | 1 002   | 111      | -      | 714           | 958     |
| \$5,000 to \$7,499                      | 1 477         | 1 349              | 91            | 221             | 221              | -                | 125      | 1 115         | 1 367   | 125      | -      | 1 073         | 1 349   |
| \$7,500 to \$9,999                      | 1 767         | 1 711              | 33            | 141             | 141              | -                | 187      | 1 759         | 1 718   | 187      | -      | 1 729         | 1 711   |
| \$10,000 to \$12,499                    | 1 070         | 1 037              | 22            | 70              | 70               | -                | 213      | 1 625         | 1 048   | 213      | -      | 1 602         | 1 037   |
| \$12,500 to \$14,999                    | 327           | 312                | 7             | 16              | 16               | -                | 196      | 1 015         | 317     | 196      | 1      | 991           | 312     |
| \$15,000 to \$17,499                    | 138           | 132                | 5             | 11              | 11               | -                | 130      | 669           | 133     | 130      | -      | 657           | 132     |
| \$17,500 to \$19,999                    | 78            | 73                 | 3             | 6               | 6                | -                | 67       | 319           | 74      | 67       | -      | 310           | 73      |
| \$20,000 to \$24,999                    | 83            | 78                 | 3             | 5               | 5                | -                | 54       | 256           | 78      | 54       | -      | 253           | 79      |
| \$25,000 to \$34,999                    | 47            | 47                 | 3             | 5               | 5                | -                | 16       | 107           | 47      | 16       | 2      | 101           | 47      |
| \$35,000 to \$49,999                    | 26            | 22                 | 1             | 5               | 5                | -                | 7        | 39            | 22      | 7        | 1      | 39            | 22      |
| \$50,000 or more                        | 14            | 14                 | -             | 2               | 2                | -                | 3        | 13            | 14      | 3        | -      | 12            | 14      |
| Median                                  | \$8 000       | \$8 300            | \$5000-       | \$6 400         | \$6 400          | -                | \$11 500 | \$10 300      | \$8 300 | \$11 500 | ...    | \$10 400      | \$8 300 |
| With all plumbing facilities            | 5 999         | 5 515              | 343           | 649             | 649              | -                | 1 073    | 7 239         | 5 592   | 1 073    | 4      | 7 089         | 5 516   |
| Less than \$5,000                       | 1 096         | 828                | 195           | 188             | 188              | -                | 80       | 471           | 864     | 90       | -      | 466           | 829     |
| \$5,000 to \$9,999                      | 3 147         | 2 993              | 108           | 345             | 345              | -                | 301      | 2 768         | 3 016   | 301      | -      | 2 700         | 2 993   |
| \$10,000 to \$14,999                    | 1 382         | 1 337              | 28            | 85              | 85               | -                | 409      | 2 619         | 1 353   | 409      | 1      | 2 571         | 1 337   |
| \$15,000 to \$19,999                    | 210           | 200                | 8             | 16              | 16               | -                | 194      | 971           | 202     | 194      | -      | 952           | 200     |
| \$20,000 to \$24,999                    | 80            | 76                 | 3             | 4               | 4                | -                | 53       | 253           | 76      | 53       | -      | 250           | 76      |
| \$25,000 or more                        | 84            | 81                 | 1             | 11              | 11               | -                | 26       | 157           | 81      | 26       | 3      | 150           | 81      |
| Median                                  | \$8 200       | \$8 400            | \$5000-       | \$6 700         | \$6 700          | -                | \$11 700 | \$10 600      | \$8 400 | \$11 700 | ...    | \$10 600      | \$8 400 |
| <b>CONTRACT RENT</b>                    |               |                    |               |                 |                  |                  |          |               |         |          |        |               |         |
| Specified renter occupied <sup>2</sup>  | 4 749         | 4 421              | 236           | 638             | 638              | -                | 1 348    | 6 455         | 4 487   | 1 148    | 83     | 6 273         | 4 422   |
| Less than \$30                          | 309           | 205                | 69            | 219             | 219              | -                | 108      | 244           | 218     | 108      | 1      | 239           | 205     |
| \$30 to \$39                            | 764           | 658                | 84            | 150             | 150              | -                | 128      | 670           | 682     | 128      | 3      | 664           | 659     |
| \$40 to \$59                            | 2 147         | 2 088              | 50            | 170             | 170              | -                | 257      | 2 570         | 2 109   | 257      | 13     | 2 541         | 2 088   |
| \$60 to \$79                            | 970           | 962                | 6             | 48              | 48               | -                | 271      | 1 596         | 964     | 271      | 26     | 1 557         | 962     |
| \$80 to \$99                            | 184           | 184                | -             | 3               | 3                | -                | 192      | 393           | 184     | 192      | 7      | 371           | 184     |
| \$100 to \$119                          | 147           | 147                | -             | 3               | 3                | -                | 140      | 466           | 147     | 107      | 15     | 436           | 147     |
| \$120 to \$149                          | 47            | 47                 | -             | 1               | 1                | -                | 60       | 278           | 47      | 46       | 10     | 242           | 47      |
| \$150 to \$199                          | 12            | 11                 | -             | -               | -                | -                | 8        | 85            | 12      | 8        | 7      | 75            | 11      |
| \$200 to \$249                          | 1             | 1                  | -             | -               | -                | -                | 2        | 10            | 1       | 2        | 1      | 8             | 1       |
| \$250 or more                           | 2             | 2                  | -             | -               | -                | -                | -        | 5             | 2       | -        | -      | 5             | 2       |
| No cash rent                            | 166           | 116                | 26            | 44              | 44               | -                | 182      | 138           | 121     | 29       | -      | 135           | 116     |
| Median                                  | \$51          | \$52               | \$34          | \$35            | \$35             | -                | \$66     | \$57          | \$52    | \$65     | \$75   | \$57          | \$52    |
| With all plumbing facilities            | 4 352         | 4 157              | 159           | 543             | 543              | -                | 1 298    | 6 021         | 4 213   | 1 100    | 81     | 5 847         | 4 158   |
| Less than \$40                          | 808           | 697                | 88            | 305             | 305              | -                | 208      | 703           | 725     | 208      | 3      | 698           | 698     |
| \$40 to \$59                            | 2 084         | 2 030              | 47            | 157             | 157              | -                | 246      | 2 417         | 2 051   | 246      | 12     | 2 388         | 2 030   |
| \$60 to \$79                            | 948           | 943                | 5             | 47              | 47               | -                | 269      | 1 551         | 945     | 269      | 26     | 1 513         | 943     |
| \$80 to \$99                            | 183           | 183                | -             | 3               | 3                | -                | 192      | 390           | 183     | 192      | 7      | 368           | 183     |
| \$100 to \$149                          | 193           | 193                | -             | 4               | 4                | -                | 199      | 739           | 193     | 153      | 25     | 673           | 193     |
| \$150 or more                           | 15            | 14                 | 1             | -               | -                | -                | 10       | 100           | 15      | 10       | 8      | 88            | 14      |
| No cash rent                            | 121           | 97                 | 18            | 27              | 27               | -                | 174      | 121           | 101     | 22       | -      | 119           | 97      |
| Median                                  | \$52          | \$53               | \$37          | \$37            | \$37             | -                | \$68     | \$59          | \$53    | \$66     | \$78   | \$58          | \$53    |

<sup>1</sup>Limited to one-family homes on less than 10 acres and no business on property.

<sup>2</sup>Excludes one-family homes on 10 acres or more

Table 12. Utilization Characteristics of Housing Units With Negro Head of Household, for Areas and Places: 1970

[For minimum base for derived figures (percent, median, etc.) and meaning of symbols, see text]

**SMSA's  
Places of 50,000  
Inhabitants or More  
(or Central Cities)  
Urban Balance  
Urbanized Areas  
Places of 50,000  
Inhabitants or More**

|   | Standard metropolitan statistical areas |                  |            |               |                  |            |        |        |               |               |                     |   |               |
|---|---|------------------|------------|---------------|------------------|------------|--------|--------|---------------|---------------|---------------------|---|---------------|
|   | Fort Smith                              |                  |            |               |                  |            | Lawton |        |               | Oklahoma City |                     |   |               |
|   | Total                                   | Arkansas portion |            |               | Oklahoma portion |            | Total  | Lawton | Urban balance | Total         | Norman (urban part) | Oklahoma City (urban part) <sup>1</sup> | Urban balance |
|   |   | Total            | Fort Smith | Urban balance | Total            | Urban part |        |        |               |               |                     |   |               |
| <b>All occupied housing units</b> ..... | 1 949                                   | 1 441            | 1 262      | 122           | 508              | 56         | 2 547  | 2 330  | 200           | 15 451        | 86                  | 14 324                                  | 618           |
| <b>UNITS IN STRUCTURE</b>               |   |                  |            |               |                  |            |        |        |               |               |                     |   |               |
| 1 .....                                 | 1 684                                   | 1 182            | 1 022      | 111           | 502              | 55         | 1 826  | 1 769  | 48            | 12 034        | 23                  | 11 022                                  | 579           |
| 2 or more .....                         | 261                                     | 259              | 240        | 11            | 2                | 1          | 674    | 520    | 152           | 3 360         | 63                  | 3 259                                   | 32            |
| Mobile home or trailer .....            | 4                                       | -                | -          | -             | 4                | -          | 47     | 41     | -             | 57            | -                   | 43                                      | 7             |
| <b>ROOMS</b>                            |   |                  |            |               |                  |            |        |        |               |               |                     |   |               |
| <b>Owner occupied</b> .....             | 1 153                                   | 786              | 658        | 86            | 367              | 40         | 1 172  | 1 167  | -             | 8 634         | 5                   | 7 905                                   | 401           |
| 1 room .....                            | 2                                       | 1                | 1          | -             | 1                | -          | -      | -      | -             | 20            | -                   | 20                                      | -             |
| 2 rooms .....                           | 9                                       | 1                | -          | -             | 8                | 1          | 17     | 17     | -             | 104           | -                   | 94                                      | 2             |
| 3 rooms .....                           | 46                                      | 31               | 27         | 2             | 15               | 4          | 52     | 52     | -             | 299           | -                   | 258                                     | 21            |
| 4 rooms .....                           | 285                                     | 166              | 135        | 25            | 119              | 10         | 189    | 189    | -             | 1 404         | -                   | 1 233                                   | 103           |
| 5 rooms .....                           | 371                                     | 274              | 223        | 34            | 97               | 14         | 549    | 547    | -             | 3 293         | 2                   | 3 042                                   | 149           |
| 6 rooms .....                           | 307                                     | 220              | 191        | 18            | 87               | 6          | 269    | 267    | -             | 2 415         | 1                   | 2 252                                   | 85            |
| 7 rooms .....                           | 95                                      | 66               | 59         | 3             | 29               | 4          | 71     | 70     | -             | 763           | 1                   | 704                                     | 28            |
| 8 rooms .....                           | 21                                      | 15               | 10         | 4             | 6                | 1          | 15     | 15     | -             | 221           | -                   | 201                                     | 6             |
| 9 rooms or more .....                   | 17                                      | 12               | 12         | -             | 5                | -          | 10     | 10     | -             | 115           | 1                   | 101                                     | 7             |
| Median .....                            | 5.1                                     | 5.2              | 5.2        | 5.0           | 4.9              | 4.9        | 5.1    | 5.1    | -             | 5.3           | 6.0                 | 5.3                                     | 5.0           |
| <b>Renter occupied</b> .....            | 796                                     | 655              | 604        | 36            | 141              | 16         | 1 375  | 1 163  | 200           | 6 817         | 81                  | 6 419                                   | 217           |
| 1 room .....                            | 20                                      | 18               | 18         | -             | 2                | -          | 24     | 24     | -             | 277           | 3                   | 265                                     | 6             |
| 2 rooms .....                           | 29                                      | 25               | 21         | 2             | 4                | -          | 75     | 73     | 2             | 445           | 14                  | 412                                     | 12            |
| 3 rooms .....                           | 180                                     | 151              | 142        | 6             | 29               | 2          | 212    | 212    | -             | 1 471         | 15                  | 1 410                                   | 36            |
| 4 rooms .....                           | 255                                     | 200              | 184        | 11            | 55               | 8          | 484    | 417    | 65            | 2 106         | 37                  | 1 973                                   | 59            |
| 5 rooms .....                           | 208                                     | 175              | 158        | 12            | 33               | 5          | 361    | 299    | 54            | 1 541         | 7                   | 1 453                                   | 62            |
| 6 rooms .....                           | 73                                      | 59               | 56         | 3             | 14               | -          | 161    | 96     | 65            | 688           | 5                   | 633                                     | 34            |
| 7 rooms .....                           | 19                                      | 18               | 16         | 2             | 1                | 1          | 44     | 29     | 15            | 203           | -                   | 191                                     | 6             |
| 8 rooms .....                           | 10                                      | 7                | 7          | -             | 3                | -          | 10     | 9      | 1             | 56            | -                   | 53                                      | 2             |
| 9 rooms or more .....                   | 2                                       | 2                | 2          | -             | 2                | -          | 4      | 4      | -             | 30            | -                   | 29                                      | -             |
| Median .....                            | 4.2                                     | 4.2              | 4.2        | 4.4           | 4.1              | 4.3        | 4.3    | 4.2    | 5.1           | 4.1           | 3.7                 | 4.1                                     | 4.4           |
| <b>PERSONS</b>                          |   |                  |            |               |                  |            |        |        |               |               |                     |   |               |
| <b>Owner occupied</b> .....             | 1 153                                   | 786              | 658        | 86            | 367              | 40         | 1 172  | 1 167  | -             | 8 634         | 5                   | 7 905                                   | 401           |
| 1 person .....                          | 281                                     | 202              | 169        | 26            | 79               | 13         | 145    | 145    | -             | 1 266         | 1                   | 1 133                                   | 73            |
| 2 persons .....                         | 317                                     | 227              | 185        | 25            | 90               | 11         | 259    | 258    | -             | 2 244         | 1                   | 2 042                                   | 108           |
| 3 persons .....                         | 139                                     | 95               | 77         | 14            | 44               | 6          | 199    | 199    | -             | 1 372         | 2                   | 1 273                                   | 53            |
| 4 persons .....                         | 110                                     | 70               | 60         | 7             | 40               | 4          | 186    | 184    | -             | 1 173         | -                   | 1 081                                   | 49            |
| 5 persons .....                         | 75                                      | 58               | 48         | 6             | 17               | 2          | 140    | 138    | -             | 910           | -                   | 858                                     | 23            |
| 6 persons .....                         | 67                                      | 34               | 31         | 2             | 33               | 1          | 92     | 92     | -             | 643           | -                   | 579                                     | 38            |
| 7 persons .....                         | 67                                      | 42               | 38         | 2             | 25               | 3          | 73     | 73     | -             | 430           | -                   | 392                                     | 26            |
| 8 persons .....                         | 46                                      | 30               | 25         | 3             | 16               | -          | 44     | 44     | -             | 341           | -                   | 314                                     | 18            |
| 9 persons or more .....                 | 51                                      | 28               | 25         | 1             | 23               | -          | 34     | 34     | -             | 255           | 1                   | 233                                     | 13            |
| Median .....                            | 2.4                                     | 2.3              | 2.4        | 2.2           | 2.8              | 2.1        | 3.4    | 3.4    | -             | 3.1           | 2.8                 | 3.1                                     | 2.9           |
| <b>Renter occupied</b> .....            | 796                                     | 655              | 604        | 36            | 141              | 16         | 1 375  | 1 163  | 200           | 6 817         | 81                  | 6 419                                   | 217           |
| 1 person .....                          | 218                                     | 174              | 158        | 13            | 44               | 5          | 203    | 202    | -             | 1 861         | 25                  | 1 768                                   | 40            |
| 2 persons .....                         | 159                                     | 133              | 123        | 6             | 26               | 3          | 304    | 282    | 20            | 1 449         | 26                  | 1 367                                   | 38            |
| 3 persons .....                         | 106                                     | 87               | 81         | 4             | 19               | 2          | 287    | 244    | 42            | 1 104         | 17                  | 1 041                                   | 33            |
| 4 persons .....                         | 88                                      | 71               | 66         | 4             | 17               | -          | 186    | 148    | 33            | 838           | 8                   | 790                                     | 28            |
| 5 persons .....                         | 71                                      | 61               | 54         | 4             | 10               | 2          | 137    | 102    | 33            | 542           | 1                   | 506                                     | 27            |
| 6 persons .....                         | 62                                      | 53               | 49         | 3             | 9                | 1          | 103    | 67     | 35            | 369           | 2                   | 341                                     | 19            |
| 7 persons .....                         | 31                                      | 25               | 23         | 2             | 6                | 1          | 72     | 50     | 22            | 295           | 1                   | 272                                     | 17            |
| 8 persons .....                         | 32                                      | 27               | 27         | -             | 5                | -          | 53     | 44     | 9             | 214           | 1                   | 201                                     | 8             |
| 9 persons or more .....                 | 29                                      | 24               | 23         | -             | 5                | 2          | 30     | 24     | 6             | 145           | -                   | 133                                     | 7             |
| Median .....                            | 2.7                                     | 2.7              | 2.8        | 2.3           | 2.5              | 2.5        | 3.1    | 2.9    | 4.7           | 2.6           | 2.1                 | 2.6                                     | 3.4           |
| <b>PERSONS PER ROOM</b>                 |   |                  |            |               |                  |            |        |        |               |               |                     |   |               |
| <b>Owner occupied</b> .....             | 1 153                                   | 786              | 658        | 86            | 367              | 40         | 1 172  | 1 167  | -             | 8 634         | 5                   | 7 905                                   | 401           |
| 0.50 or less .....                      | 634                                     | 454              | 375        | 54            | 180              | 25         | 447    | 446    | -             | 4 034         | 3                   | 3 670                                   | 192           |
| 0.51 to 0.75 .....                      | 166                                     | 113              | 90         | 16            | 53               | 8          | 220    | 219    | -             | 1 497         | 1                   | 1 371                                   | 67            |
| 0.76 to 1.00 .....                      | 149                                     | 103              | 94         | 7             | 46               | 3          | 283    | 280    | -             | 1 726         | 1                   | 1 605                                   | 65            |
| 1.01 to 1.50 .....                      | 131                                     | 82               | 73         | 6             | 49               | 3          | 168    | 168    | -             | 982           | -                   | 901                                     | 54            |
| 1.51 or more .....                      | 73                                      | 34               | 26         | 3             | 39               | 1          | 54     | 54     | -             | 395           | -                   | 358                                     | 23            |
| <b>Renter occupied</b> .....            | 796                                     | 655              | 604        | 36            | 141              | 16         | 1 375  | 1 163  | 200           | 6 817         | 81                  | 6 419                                   | 217           |
| 0.50 or less .....                      | 327                                     | 259              | 236        | 19            | 68               | 8          | 398    | 373    | 22            | 2 666         | 39                  | 2 517                                   | 68            |
| 0.51 to 0.75 .....                      | 115                                     | 94               | 87         | 5             | 21               | 2          | 336    | 287    | 46            | 1 295         | 22                  | 1 222                                   | 39            |
| 0.76 to 1.00 .....                      | 171                                     | 150              | 137        | 7             | 21               | 1          | 365    | 271    | 89            | 1 580         | 16                  | 1 487                                   | 52            |
| 1.01 to 1.50 .....                      | 117                                     | 104              | 97         | 5             | 13               | 2          | 196    | 159    | 36            | 841           | 2                   | 789                                     | 36            |
| 1.51 or more .....                      | 66                                      | 48               | 47         | -             | 18               | 3          | 80     | 73     | 7             | 435           | 2                   | 404                                     | 22            |
| <b>With all plumbing facilities</b>     | 1 488                                   | 1 252            | 1 115      | 96            | 236              | 40         | 2 458  | 2 244  | 198           | 14 366        | 85                  | 13 478                                  | 529           |
| <b>Owner occupied</b> .....             | 874                                     | 694              | 600        | 66            | 180              | 26         | 1 134  | 1 129  | -             | 8 072         | 5                   | 7 484                                   | 346           |
| 1.00 or less .....                      | 733                                     | 592              | 509        | 60            | 141              | 22         | 918    | 913    | -             | 6 815         | 5                   | 6 318                                   | 279           |
| 1.01 to 1.50 .....                      | 99                                      | 75               | 69         | 4             | 24               | 3          | 165    | 165    | -             | 907           | -                   | 846                                     | 45            |
| 1.51 or more .....                      | 42                                      | 27               | 22         | 2             | 15               | 1          | 51     | 51     | -             | 350           | -                   | 320                                     | 22            |
| <b>Renter occupied</b> .....            | 614                                     | 558              | 515        | 30            | 56               | 14         | 1 324  | 1 115  | 198           | 6 294         | 80                  | 5 994                                   | 183           |
| 1.00 or less .....                      | 468                                     | 425              | 388        | 26            | 43               | 10         | 1 055  | 889    | 156           | 5 111         | 76                  | 4 869                                   | 135           |
| 1.01 to 1.50 .....                      | 104                                     | 96               | 90         | 4             | 8                | 2          | 194    | 158    | 35            | 795           | 2                   | 759                                     | 32            |
| 1.51 or more .....                      | 42                                      | 37               | 37         | -             | 5                | 2          | 75     | 68     | 7             | 388           | 2                   | 366                                     | 16            |
| <b>TELEPHONE</b>                        |   |                  |            |               |                  |            |        |        |               |               |                     |   |               |
| Available .....                         | 1 212                                   | 994              | 856        | 103           | 218              | 37         | 1 807  | 1 594  | 198           | 11 453        | 66                  | 10 679                                  | 457           |
| None .....                              | 737                                     | 447              | 406        | 19            | 290              | 19         | 740    | 736    | 2             | 3 998         | 20                  | 3 645                                   | 161           |

<sup>1</sup>Data relate to the part of the city within the SMSA.

Table 12. Utilization Characteristics of Housing Units With Negro Head of Household, for Areas and Places: 1970—Continued

(For minimum base for derived figures (percent, median, etc.) and meaning of symbols, see text)

| SMSA's<br>Places of 50,000<br>Inhabitants or More<br>(or Central Cities)<br>Urban Balance<br>Urbanized Areas<br>Places of 50,000<br>Inhabitants or More | SMSA's—Con. |                          |                  | Urbanized areas |                     |                     |        |                  |        | Places |        |                  |        |
|---|-------------|--------------------------|------------------|-----------------|---------------------|---------------------|--------|------------------|--------|--------|--------|------------------|--------|
|   | Tulsa       |                          |                  | Fort Smith      |                     |                     | Lawton |                  |        | Tulsa  |        |                  |        |
|   | Total       | Tulsa<br>(urban<br>part) | Urban<br>balance | Total           | Arkansas<br>portion | Oklahoma<br>portion | Lawton | Oklahoma<br>City | Tulsa  | Lawton | Norman | Oklahoma<br>City | Tulsa  |
| All occupied housing units  | 11 842      | 10 604                   | 715              | 1 384           | 1 384               | —                   | 2 530  | 14 773           | 10 765 | 2 330  | 96     | 14 451           | 10 610 |
| <b>UNITS IN STRUCTURE</b>   |             |                          |                  |                 |                     |                     |        |                  |        |        |        |                  |        |
| 1   | 9 840       | 8 638                    | 690              | 1 133           | 1 133               | —                   | 1 817  | 11 382           | 8 794  | 1 769  | 32     | 11 145           | 8 644  |
| 2 or more   | 1 973       | 1 944                    | 25               | 251             | 251                 | —                   | 672    | 3 341            | 1 949  | 520    | 63     | 3 261            | 1 944  |
| Mobile home or trailer  | 29          | 22                       | —                | —               | —                   | —                   | 41     | 50               | 22     | 41     | 1      | 45               | 22     |
| <b>ROOMS</b>  |             |                          |                  |                 |                     |                     |        |                  |        |        |        |                  |        |
| <b>Owner occupied</b>   | 6 938       | 6 058                    | 475              | 744             | 744                 | —                   | 1 167  | 8 157            | 6 151  | 1 167  | 11     | 8 010            | 6 062  |
| 1 room  | 13          | 11                       | —                | 1               | 1                   | —                   | —      | 20               | 11     | —      | —      | 20               | 11     |
| 2 rooms   | 53          | 31                       | 14               | —               | —                   | —                   | 17     | 95               | 33     | 17     | —      | 97               | 31     |
| 3 rooms   | 327         | 263                      | 29               | 29              | 29                  | —                   | 52     | 267              | 276    | 52     | 2      | 268              | 265    |
| 4 rooms   | 1 319       | 1 076                    | 134              | 160             | 160                 | —                   | 189    | 1 303            | 1 094  | 189    | 2      | 1 257            | 1 076  |
| 5 rooms   | 2 767       | 2 486                    | 152              | 257             | 257                 | —                   | 547    | 3 148            | 2 515  | 547    | 3      | 3 075            | 2 488  |
| 6 rooms   | 1 675       | 1 498                    | 92               | 209             | 209                 | —                   | 267    | 2 292            | 1 522  | 267    | 2      | 2 279            | 1 498  |
| 7 rooms   | 550         | 478                      | 40               | 62              | 62                  | —                   | 70     | 721              | 483    | 70     | 1      | 708              | 478    |
| 8 rooms   | 152         | 140                      | 9                | 14              | 14                  | —                   | 15     | 203              | 141    | 15     | —      | 204              | 140    |
| 9 rooms or more   | 82          | 75                       | 5                | 12              | 12                  | —                   | 10     | 108              | 76     | 10     | 1      | 102              | 75     |
| Median  | 5.1         | 5.2                      | 4.9              | 5.2             | 5.2                 | —                   | 5.1    | 5.3              | 5.2    | 5.1    | 5.0    | 5.3              | 5.2    |
| <b>Renter occupied</b>  | 4 904       | 4 546                    | 240              | 640             | 640                 | —                   | 1 363  | 6 616            | 4 614  | 1 163  | 85     | 6 441            | 4 548  |
| 1 room  | 119         | 106                      | 12               | 18              | 18                  | —                   | 24     | 273              | 107    | 24     | 3      | 266              | 106    |
| 2 rooms   | 189         | 172                      | 12               | 23              | 23                  | —                   | 75     | 433              | 173    | 73     | 14     | 414              | 172    |
| 3 rooms   | 1 093       | 1 013                    | 49               | 148             | 148                 | —                   | 212    | 1 439            | 1 029  | 212    | 16     | 1 412            | 1 013  |
| 4 rooms   | 1 438       | 1 332                    | 65               | 195             | 195                 | —                   | 482    | 2 038            | 1 347  | 417    | 40     | 1 983            | 1 333  |
| 5 rooms   | 1 318       | 1 237                    | 56               | 170             | 170                 | —                   | 353    | 1 499            | 1 258  | 299    | 7      | 1 456            | 1 238  |
| 6 rooms   | 568         | 529                      | 28               | 59              | 59                  | —                   | 159    | 658              | 536    | 96     | 5      | 636              | 529    |
| 7 rooms   | 120         | 104                      | 12               | 18              | 18                  | —                   | 44     | 194              | 107    | 29     | —      | 191              | 104    |
| 8 rooms   | 45          | 40                       | 5                | 7               | 7                   | —                   | 10     | 53               | 43     | 9      | —      | 53               | 40     |
| 9 rooms or more   | 14          | 13                       | 1                | 2               | 2                   | —                   | 4      | 29               | 14     | 4      | —      | 30               | 13     |
| Median  | 4.2         | 4.2                      | 4.2              | 4.2             | 4.2                 | —                   | 4.3    | 4.1              | 4.2    | 4.2    | 3.7    | 4.1              | 4.2    |
| <b>PERSONS</b>  |             |                          |                  |                 |                     |                     |        |                  |        |        |        |                  |        |
| <b>Owner occupied</b>   | 6 938       | 6 058                    | 475              | 744             | 744                 | —                   | 1 167  | 8 157            | 6 151  | 1 167  | 11     | 8 010            | 6 062  |
| 1 person  | 1 323       | 1 080                    | 145              | 195             | 195                 | —                   | 145    | 1 164            | 1 112  | 145    | 3      | 1 155            | 1 080  |
| 2 persons   | 1 975       | 1 722                    | 130              | 210             | 210                 | —                   | 258    | 2 097            | 1 750  | 258    | 2      | 2 076            | 1 725  |
| 3 persons   | 1 031       | 931                      | 54               | 91              | 91                  | —                   | 199    | 1 313            | 941    | 199    | 5      | 1 286            | 931    |
| 4 persons   | 848         | 769                      | 52               | 67              | 67                  | —                   | 184    | 1 116            | 776    | 184    | —      | 1 087            | 769    |
| 5 persons   | 621         | 560                      | 32               | 54              | 54                  | —                   | 138    | 878              | 563    | 138    | —      | 868              | 561    |
| 6 persons   | 433         | 392                      | 24               | 33              | 33                  | —                   | 92     | 603              | 397    | 92     | —      | 588              | 392    |
| 7 persons   | 326         | 282                      | 15               | 40              | 40                  | —                   | 73     | 413              | 285    | 73     | —      | 396              | 282    |
| 8 persons   | 220         | 193                      | 13               | 28              | 28                  | —                   | 44     | 329              | 196    | 44     | —      | 317              | 193    |
| 9 persons or more   | 161         | 129                      | 10               | 26              | 26                  | —                   | 34     | 244              | 131    | 34     | 1      | 237              | 129    |
| Median  | 2.7         | 2.7                      | 2.2              | 2.3             | 2.3                 | —                   | 3.4    | 3.1              | 2.7    | 3.4    | 2.6    | 3.1              | 2.7    |
| <b>Renter occupied</b>  | 4 904       | 4 546                    | 240              | 640             | 640                 | —                   | 1 363  | 6 616            | 4 614  | 1 163  | 85     | 6 441            | 4 548  |
| 1 person  | 1 352       | 1 243                    | 77               | 171             | 171                 | —                   | 202    | 1 805            | 1 257  | 202    | 26     | 1 774            | 1 243  |
| 2 persons   | 1 008       | 930                      | 44               | 129             | 129                 | —                   | 302    | 1 417            | 944    | 282    | 29     | 1 372            | 932    |
| 3 persons   | 798         | 761                      | 28               | 85              | 85                  | —                   | 286    | 1 075            | 768    | 244    | 17     | 1 044            | 761    |
| 4 persons   | 588         | 553                      | 21               | 70              | 70                  | —                   | 181    | 819              | 564    | 148    | 8      | 794              | 553    |
| 5 persons   | 407         | 379                      | 22               | 58              | 58                  | —                   | 135    | 521              | 386    | 102    | 1      | 506              | 379    |
| 6 persons   | 307         | 270                      | 28               | 52              | 52                  | —                   | 102    | 351              | 277    | 67     | 2      | 342              | 270    |
| 7 persons   | 208         | 192                      | 10               | 25              | 25                  | —                   | 72     | 284              | 196    | 50     | 1      | 272              | 192    |
| 8 persons   | 141         | 130                      | 6                | 27              | 27                  | —                   | 53     | 206              | 132    | 44     | 1      | 202              | 130    |
| 9 persons or more   | 95          | 88                       | 4                | 23              | 23                  | —                   | 30     | 138              | 90     | 24     | —      | 135              | 88     |
| Median  | 2.6         | 2.6                      | 2.5              | 2.7             | 2.7                 | —                   | 3.1    | 2.6              | 2.6    | 2.9    | 2.1    | 2.6              | 2.6    |
| <b>PERSONS PER ROOM</b>   |             |                          |                  |                 |                     |                     |        |                  |        |        |        |                  |        |
| <b>Owner occupied</b>   | 6 938       | 6 058                    | 475              | 744             | 744                 | —                   | 1 167  | 8 157            | 6 151  | 1 167  | 11     | 8 010            | 6 062  |
| 0.50 or less  | 3 615       | 3 102                    | 292              | 429             | 429                 | —                   | 446    | 3 764            | 3 165  | 446    | 6      | 3 727            | 3 104  |
| 0.51 to 0.75  | 1 125       | 1 016                    | 56               | 106             | 106                 | —                   | 219    | 1 418            | 1 026  | 219    | 3      | 1 388            | 1 017  |
| 0.76 to 1.00  | 1 270       | 1 143                    | 72               | 101             | 101                 | —                   | 280    | 1 652            | 1 153  | 280    | 2      | 1 617            | 1 143  |
| 1.01 to 1.50  | 689         | 607                      | 41               | 79              | 79                  | —                   | 168    | 946              | 614    | 168    | —      | 913              | 607    |
| 1.51 or more  | 239         | 190                      | 14               | 29              | 29                  | —                   | 54     | 377              | 193    | 54     | —      | 365              | 191    |
| <b>Renter occupied</b>  | 4 904       | 4 546                    | 240              | 640             | 640                 | —                   | 1 363  | 6 616            | 4 614  | 1 163  | 85     | 6 441            | 4 548  |
| 0.50 or less  | 2 049       | 1 879                    | 111              | 255             | 255                 | —                   | 395    | 2 582            | 1 907  | 373    | 42     | 2 525            | 1 881  |
| 0.51 to 0.75  | 924         | 885                      | 23               | 92              | 92                  | —                   | 333    | 1 268            | 891    | 287    | 23     | 1 227            | 885    |
| 0.76 to 1.00  | 1 091       | 1 020                    | 56               | 144             | 144                 | —                   | 360    | 1 538            | 1 037  | 271    | 16     | 1 493            | 1 020  |
| 1.01 to 1.50  | 629         | 575                      | 36               | 102             | 102                 | —                   | 195    | 810              | 586    | 159    | 2      | 790              | 575    |
| 1.51 or more  | 211         | 187                      | 14               | 47              | 47                  | —                   | 80     | 418              | 193    | 73     | 2      | 406              | 187    |
| <b>With all plumbing facilities</b>   | 10 867      | 10 097                   | 520              | 1 211           | 1 211               | —                   | 2 442  | 13 888           | 10 236 | 2 244  | 90     | 13 564           | 10 101 |
| <b>Owner occupied</b>   | 6 378       | 5 816                    | 357              | 666             | 666                 | —                   | 1 129  | 7 711            | 5 897  | 1 129  | 9      | 7 560            | 5 818  |
| 1.00 or less  | 5 535       | 5 049                    | 320              | 569             | 569                 | —                   | 913    | 6 488            | 5 122  | 913    | 9      | 6 380            | 5 051  |
| 1.01 to 1.50  | 645         | 589                      | 31               | 73              | 73                  | —                   | 165    | 885              | 596    | 165    | —      | 855              | 589    |
| 1.51 or more  | 198         | 178                      | 6                | 24              | 24                  | —                   | 51     | 338              | 179    | 51     | —      | 325              | 178    |
| <b>Renter occupied</b>  | 4 489       | 4 281                    | 163              | 545             | 545                 | —                   | 1 313  | 6 177            | 4 339  | 1 115  | 81     | 6 004            | 4 283  |
| 1.00 or less  | 3 701       | 3 542                    | 126              | 414             | 414                 | —                   | 1 045  | 5 020            | 3 585  | 889    | 77     | 4 878            | 3 544  |
| 1.01 to 1.50  | 599         | 562                      | 28               | 94              | 94                  | —                   | 193    | 780              | 573    | 158    | 2      | 760              | 562    |
| 1.51 or more  | 189         | 177                      | 9                | 37              | 37                  | —                   | 75     | 377              | 181    | 68     | 2      | 366              | 177    |
| <b>TELEPHONE</b>  |             |                          |                  |                 |                     |                     |        |                  |        |        |        |                  |        |
| Available   | 8 938       | 8 132                    | 473              | 959             | 959                 | —                   | 1 792  | 11 021           | 8 240  | 1 594  | 72     | 10 749           | 8 137  |
| None  | 2 904       | 2 472                    | 242              | 425             | 425                 | —                   | 738    | 3 752            | 2 525  | 736    | 24     | 3 702            | 2 473  |

Table 13. **Occupancy, Plumbing, and Structural Characteristics for Standard Metropolitan Statistical Areas and Constituent Counties: 1970**

(For minimum base for derived figures (percent, median, etc.) and meaning of symbols, see text.)

| Standard Metropolitan Statistical Areas<br>Constituent Counties | Fort Smith |                  |                 |                  |                  |                |                 | Lawton          |
|---|------------|------------------|-----------------|------------------|------------------|----------------|-----------------|-----------------|
|   | Total      | Arkansas portion |                 |                  | Oklahoma portion |                |                 | Comanche County |
|   |            | Total            | Crawford County | Sebastian County | Total            | LeFlore County | Sequoyah County |                 |
| Total population.....   | 160 421    | 104 914          | 25 677          | 79 237           | 55 507           | 32 137         | 23 370          | 108 144         |
| All housing units.....  | 56 920     | 37 502           | 8 896           | 28 606           | 19 418           | 11 567         | 7 851           | 31 864          |
| Vacant - seasonal and migratory.....                            | 19         | 14               | 7               | 7                | 5                | 3              | 2               | 50              |
| All year-round housing units.....                               | 56 901     | 37 488           | 8 889           | 28 599           | 19 413           | 11 564         | 7 849           | 31 814          |
| <b>POPULATION</b>   |            |                  |                 |                  |                  |                |                 |                 |
| Population in housing units, 1970.....                          | 158 618    | 103 760          | 25 458          | 78 302           | 54 858           | 31 730         | 23 128          | 91 564          |
| Per occupied unit.....  | 3.0        | 3.0              | 3.1             | 2.9              | 3.1              | 3.0            | 3.2             | 3.2             |
| Owner.....  | 3.0        | 3.0              | 3.1             | 3.0              | 3.0              | 2.9            | 3.2             | 3.3             |
| Renter.....   | 3.0        | 2.9              | 3.3             | 2.8              | 3.2              | 3.1            | 3.3             | 3.1             |
| Population in housing units, 1960.....                          | 134 034    | 87 193           | 21 253          | 65 940           | 46 841           | 28 930         | 17 911          | 77 628          |
| Per occupied unit.....  | 3.2        | 3.2              | 3.3             | 3.1              | 3.2              | 3.1            | 3.5             | 3.4             |
| <b>TENURE, RACE, AND VACANCY STATUS</b>                         |            |                  |                 |                  |                  |                |                 |                 |
| All occupied units.....   | 52 589     | 34 744           | 8 174           | 26 570           | 17 845           | 10 681         | 7 164           | 28 827          |
| Owner occupied.....   | 36 885     | 24 175           | 6 000           | 18 175           | 12 710           | 7 504          | 5 206           | 16 582          |
| Percent of all occupied.....                                    | 70.1       | 69.6             | 73.4            | 68.4             | 71.2             | 70.3           | 72.7            | 57.5            |
| Cooperative or condominium.....                                 | 5          | 5                | 5               | -                | -                | -              | -               | 8               |
| White.....  | 35 046     | 23 301           | 5 873           | 17 428           | 11 745           | 7 037          | 4 708           | 14 921          |
| Negro.....  | 1 153      | 786              | 111             | 475              | 367              | 219            | 148             | 1 172           |
| Renter occupied.....  | 15 704     | 10 569           | 2 174           | 8 395            | 5 135            | 3 177          | 1 958           | 12 245          |
| White.....  | 14 458     | 9 819            | 2 120           | 7 699            | 4 639            | 2 949          | 1 670           | 10 466          |
| Negro.....  | 796        | 655              | 49              | 606              | 141              | 60             | 81              | 1 375           |
| Vacant year-round units.....                                    | 4 312      | 2 744            | 715             | 2 029            | 1 568            | 883            | 685             | 2 987           |
| For sale only.....  | 621        | 465              | 108             | 357              | 156              | 99             | 57              | 472             |
| Homeowner vacancy rate.....                                     | 1.7        | 1.9              | 1.8             | 1.9              | 1.2              | 1.3            | 1.1             | 2.8             |
| With all plumbing facilities.....                               | 529        | 409              | 78              | 331              | 120              | 71             | 49              | 455             |
| For rent.....   | 1 485      | 1 013            | 204             | 809              | 472              | 311            | 161             | 1 765           |
| Rental vacancy rate.....  | 8.6        | 8.7              | 8.6             | 8.8              | 8.4              | 8.9            | 7.6             | 12.6            |
| With all plumbing facilities.....                               | 1 101      | 822              | 130             | 692              | 279              | 173            | 106             | 1 658           |
| Rented or sold, awaiting occupancy.....                         | 370        | 252              | 87              | 165              | 118              | 75             | 43              | 199             |
| Held for occasional use.....                                    | 490        | 158              | 46              | 112              | 332              | 77             | 255             | 158             |
| Other vacant.....   | 1 346      | 856              | 270             | 586              | 490              | 321            | 169             | 393             |
| All year-round housing units.....                               | 56 901     | 37 488           | 8 889           | 28 599           | 19 413           | 11 564         | 7 849           | 31 814          |
| <b>PLUMBING FACILITIES</b>                                      |            |                  |                 |                  |                  |                |                 |                 |
| With all plumbing facilities.....                               | 49 718     | 34 020           | 7 211           | 26 809           | 15 698           | 9 502          | 6 196           | 30 893          |
| Lacking some or all plumbing facilities.....                    | 7 183      | 3 468            | 1 678           | 1 790            | 3 715            | 2 062          | 1 653           | 921             |
| Lacking only hot water.....                                     | 467        | 278              | 139             | 139              | 189              | 110            | 79              | 95              |
| Lacking other plumbing facilities.....                          | 6 716      | 3 190            | 1 539           | 1 651            | 3 526            | 1 952          | 1 574           | 826             |
| <b>PIPED WATER IN STRUCTURE</b>                                 |            |                  |                 |                  |                  |                |                 |                 |
| Hot and cold.....   | 51 067     | 34 833           | 7 495           | 27 338           | 16 234           | 9 833          | 6 401           | 31 297          |
| Cold only.....  | 2 224      | 1 193            | 539             | 654              | 1 031            | 633            | 398             | 283             |
| None.....   | 3 610      | 1 462            | 855             | 607              | 2 148            | 1 098          | 1 050           | 234             |
| <b>FLUSH TOILET</b>   |            |                  |                 |                  |                  |                |                 |                 |
| For exclusive use of household.....                             | 50 708     | 34 593           | 7 465           | 27 128           | 16 115           | 9 734          | 6 381           | 31 170          |
| Also used by another household.....                             | 456        | 350              | 36              | 314              | 106              | 58             | 48              | 210             |
| None.....   | 5 737      | 2 545            | 1 388           | 1 157            | 3 192            | 1 772          | 1 420           | 434             |
| <b>BATHTUB OR SHOWER</b>  |            |                  |                 |                  |                  |                |                 |                 |
| For exclusive use of household.....                             | 50 593     | 34 520           | 7 463           | 27 057           | 16 073           | 9 734          | 6 339           | 31 076          |
| Also used by another household.....                             | 462        | 362              | 38              | 324              | 100              | 53             | 47              | 218             |
| None.....   | 5 846      | 2 606            | 1 388           | 1 218            | 3 240            | 1 777          | 1 463           | 520             |
| <b>COMPLETE KITCHEN FACILITIES</b>                              |            |                  |                 |                  |                  |                |                 |                 |
| All year-round units.....                                       | 56 901     | 37 488           | 8 889           | 28 599           | 19 413           | 11 564         | 7 849           | 31 814          |
| For exclusive use of household.....                             | 51 948     | 35 140           | 7 823           | 27 317           | 16 808           | 10 204         | 6 604           | 30 977          |
| Also used by another household.....                             | 46         | 34               | 4               | 30               | 12               | 8              | 4               | 22              |
| No complete kitchen facilities.....                             | 4 907      | 2 314            | 1 062           | 1 252            | 2 593            | 1 352          | 1 241           | 815             |
| Renter occupied.....  | 15 704     | 10 569           | 2 174           | 8 395            | 5 135            | 3 177          | 1 958           | 12 245          |
| For exclusive use of household.....                             | 14 173     | 9 830            | 1 852           | 7 978            | 4 343            | 2 763          | 1 580           | 12 044          |
| Also used by another household.....                             | 27         | 20               | 3               | 17               | 7                | 4              | 3               | 12              |
| No complete kitchen facilities.....                             | 1 504      | 719              | 319             | 400              | 785              | 410            | 375             | 189             |
| <b>ACCESS</b>   |            |                  |                 |                  |                  |                |                 |                 |
| With direct access.....   | 56 893     | 37 481           | 8 887           | 28 594           | 19 412           | 11 563         | 7 849           | 31 808          |
| Lacking direct access.....                                      | 8          | 7                | 2               | 5                | 1                | 1              | -               | 6               |
| <b>UNITS IN STRUCTURE</b>                                       |            |                  |                 |                  |                  |                |                 |                 |
| All year-round units.....                                       | 56 901     | 37 488           | 8 889           | 28 599           | 19 413           | 11 564         | 7 849           | 31 814          |
| 1.....  | 50 007     | 31 925           | 8 076           | 23 859           | 18 072           | 10 845         | 7 227           | 24 597          |
| 2 or more.....  | 5 378      | 4 717            | 509             | 4 208            | 661              | 391            | 270             | 5 805           |
| Mobile home or trailer.....                                     | 1 516      | 836              | 304             | 532              | 680              | 328            | 352             | 1 412           |
| Owner occupied.....   | 36 885     | 24 175           | 6 000           | 18 175           | 12 710           | 7 504          | 5 206           | 16 582          |
| 1.....  | 35 035     | 23 012           | 5 667           | 17 345           | 12 023           | 7 178          | 4 845           | 15 259          |
| 2 or more.....  | 573        | 453              | 73              | 380              | 120              | 69             | 51              | 328             |
| Mobile home or trailer.....                                     | 1 277      | 710              | 260             | 450              | 567              | 257            | 310             | 995             |
| Renter occupied.....  | 15 704     | 10 569           | 2 174           | 8 395            | 5 135            | 3 177          | 1 958           | 12 245          |
| 1.....  | 11 359     | 6 790            | 1 770           | 5 020            | 4 569            | 2 844          | 1 725           | 7 125           |
| 2 or more.....  | 4 106      | 3 653            | 360             | 3 293            | 453              | 262            | 191             | 4 703           |
| Mobile home or trailer.....                                     | 239        | 126              | 44              | 82               | 113              | 71             | 42              | 417             |
| <b>TELEPHONE</b>  |            |                  |                 |                  |                  |                |                 |                 |
| All occupied units.....   | 52 589     | 34 744           | 8 174           | 26 570           | 17 845           | 10 681         | 7 164           | 28 827          |
| Available.....  | 39 466     | 27 662           | 6 015           | 21 647           | 11 804           | 7 199          | 4 605           | 24 612          |
| None.....   | 13 123     | 7 082            | 2 159           | 4 923            | 6 041            | 3 482          | 2 559           | 4 215           |

Table 13. **Occupancy, Plumbing, and Structural Characteristics for Standard Metropolitan Statistical Areas and Constituent Counties: 1970—Continued**

(For minimum base for derived figures (percent, median, etc.) and meaning of symbols, see text)

| Standard Metropolitan Statistical Areas<br>Constituent Counties | Oklahoma City |                 |                  |                 | Tulsa   |              |              |              |
|---|---------------|-----------------|------------------|-----------------|---------|--------------|--------------|--------------|
|   | Total         | Canadian County | Cleveland County | Oklahoma County | Total   | Creek County | Osage County | Tulsa County |
| <b>Total population</b> .....                                   | 640 889       | 32 245          | 81 839           | 526 805         | 476 945 | 45 532       | 29 750       | 401 663      |
| <b>All housing units</b> .....                                  | 226 936       | 11 186          | 25 864           | 189 886         | 171 833 | 16 327       | 11 714       | 143 792      |
| Vacant—seasonal and migratory.....                              | 68            | 7               | 6                | 55              | 238     | 5            | 198          | 35           |
| <b>All year-round housing units</b> .....                       | 226 868       | 11 179          | 25 858           | 189 831         | 171 595 | 16 322       | 11 516       | 143 757      |
| <b>POPULATION</b>   |               |                 |                  |                 |         |              |              |              |
| <b>Population in housing units, 1970</b> .....                  | 621 594       | 30 516          | 73 780           | 517 298         | 470 118 | 45 112       | 29 423       | 395 583      |
| Per occupied unit.....  | 3.0           | 3.1             | 3.0              | 2.9             | 2.9     | 3.0          | 2.8          | 3.0          |
| Owner.....  | 3.1           | 3.1             | 3.3              | 3.1             | 3.1     | 2.9          | 2.8          | 3.1          |
| Renter.....   | 2.6           | 3.0             | 2.6              | 2.6             | 2.6     | 3.0          | 2.9          | 2.6          |
| <b>Population in housing units, 1960</b> .....                  | 496 421       | 23 273          | 40 273           | 432 875         | 415 278 | 40 295       | 32 200       | 342 783      |
| Per occupied unit.....  | 3.1           | 3.1             | 3.1              | 3.1             | 3.1     | 3.1          | 3.1          | 3.1          |
| <b>TENURE, RACE, AND VACANCY STATUS</b>                         |               |                 |                  |                 |         |              |              |              |
| <b>All occupied units</b> .....                                 | 210 102       | 9 942           | 24 246           | 175 914         | 159 476 | 15 292       | 10 328       | 133 856      |
| Owner occupied.....   | 142 242       | 7 299           | 15 550           | 119 393         | 108 911 | 11 115       | 7 411        | 90 385       |
| Percent of all occupied.....                                    | 67.7          | 73.4            | 64.1             | 67.9            | 68.3    | 72.7         | 71.8         | 67.5         |
| Cooperative or condominium.....                                 | 176           | —               | —                | 176             | 224     | 5            | 12           | 207          |
| White.....  | 131 529       | 7 054           | 15 243           | 109 232         | 99 128  | 10 249       | 6 715        | 82 164       |
| Negro.....  | 8 634         | 150             | 19               | 8 465           | 6 938   | 552          | 159          | 6 227        |
| Renter occupied.....  | 67 860        | 2 643           | 8 696            | 56 521          | 50 565  | 4 177        | 2 917        | 43 471       |
| White.....  | 38 901        | 2 420           | 8 366            | 48 115          | 43 537  | 3 752        | 2 530        | 37 255       |
| Negro.....  | 6 817         | 103             | 86               | 6 628           | 4 904   | 214          | 126          | 4 564        |
| <b>Vacant year-round units</b> .....                            | 16 766        | 1 237           | 1 612            | 13 917          | 12 119  | 1 030        | 1 188        | 9 901        |
| For sale only.....  | 2 783         | 139             | 406              | 2 238           | 1 807   | 137          | 132          | 1 538        |
| Homeowner vacancy rate.....                                     | 1.9           | 1.9             | 2.5              | 1.8             | 1.6     | 1.2          | 1.7          | 1.7          |
| With all plumbing facilities.....                               | 2 724         | 128             | 402              | 2 194           | 1 731   | 115          | 119          | 1 497        |
| For rent.....   | 8 829         | 214             | 626              | 7 989           | 7 220   | 418          | 474          | 6 328        |
| Rental vacancy rate.....  | 11.5          | 7.5             | 6.7              | 12.4            | 12.5    | 9.1          | 14.0         | 12.7         |
| With all plumbing facilities.....                               | 8 258         | 178             | 590              | 7 490           | 6 806   | 345          | 426          | 6 035        |
| Rented or sold, awaiting occupancy.....                         | 1 006         | 57              | 147              | 802             | 758     | 37           | 120          | 601          |
| Held for occasional use.....                                    | 495           | 58              | 85               | 352             | 510     | 46           | 201          | 263          |
| Other vacant.....   | 3 653         | 769             | 348              | 2 536           | 1 824   | 392          | 261          | 1 171        |
| <b>All year-round housing units</b> .....                       | 226 868       | 11 179          | 25 858           | 189 831         | 171 595 | 16 322       | 11 516       | 143 757      |
| <b>PLUMBING FACILITIES</b>                                      |               |                 |                  |                 |         |              |              |              |
| With all plumbing facilities.....                               | 220 937       | 10 257          | 25 273           | 185 407         | 165 654 | 14 645       | 10 684       | 140 325      |
| Lacking some or all plumbing facilities.....                    | 5 931         | 922             | 585              | 4 424           | 5 941   | 1 677        | 832          | 3 432        |
| Lacking only hot water.....                                     | 471           | 62              | 36               | 373             | 545     | 130          | 84           | 331          |
| Lacking other plumbing facilities.....                          | 5 460         | 860             | 549              | 4 051           | 5 396   | 1 547        | 748          | 3 101        |
| <b>PIPED WATER IN STRUCTURE</b>                                 |               |                 |                  |                 |         |              |              |              |
| Hot and cold.....   | 224 232       | 10 470          | 25 571           | 188 191         | 168 298 | 15 084       | 10 948       | 142 266      |
| Cold only.....  | 1 216         | 270             | 119              | 827             | 1 677   | 556          | 247          | 874          |
| None.....   | 1 420         | 439             | 168              | 813             | 1 620   | 682          | 321          | 617          |
| <b>FLUSH TOILET</b>   |               |                 |                  |                 |         |              |              |              |
| For exclusive use of household.....                             | 222 379       | 10 421          | 25 436           | 186 522         | 167 347 | 14 964       | 10 941       | 141 442      |
| Also used by another household.....                             | 2 086         | 60              | 125              | 1 901           | 1 368   | 181          | 38           | 1 149        |
| None.....   | 2 403         | 698             | 297              | 1 408           | 2 880   | 1 177        | 537          | 1 166        |
| <b>BATHTUB OR SHOWER</b>  |               |                 |                  |                 |         |              |              |              |
| For exclusive use of household.....                             | 221 724       | 10 389          | 25 343           | 185 992         | 166 618 | 14 912       | 10 840       | 140 866      |
| Also used by another household.....                             | 2 177         | 60              | 131              | 1 986           | 1 455   | 199          | 43           | 1 213        |
| None.....   | 2 967         | 730             | 384              | 1 853           | 3 522   | 1 211        | 633          | 1 678        |
| <b>COMPLETE KITCHEN FACILITIES</b>                              |               |                 |                  |                 |         |              |              |              |
| <b>All year-round units</b> .....                               | 226 868       | 11 179          | 25 858           | 189 831         | 171 595 | 16 322       | 11 516       | 143 757      |
| For exclusive use of household.....                             | 221 188       | 10 437          | 25 138           | 185 613         | 167 039 | 15 171       | 10 904       | 140 964      |
| Also used by another household.....                             | 311           | 5               | 20               | 286             | 141     | 21           | 6            | 114          |
| No complete kitchen facilities.....                             | 5 369         | 737             | 700              | 3 932           | 4 415   | 1 130        | 606          | 2 679        |
| <b>Renter occupied</b> .....                                    | 67 860        | 2 643           | 8 696            | 56 521          | 50 565  | 4 177        | 2 917        | 43 471       |
| For exclusive use of household.....                             | 65 772        | 2 560           | 8 516            | 54 696          | 48 858  | 3 886        | 2 779        | 42 193       |
| Also used by another household.....                             | 212           | 2               | 15               | 195             | 99      | 15           | 4            | 80           |
| No complete kitchen facilities.....                             | 1 876         | 81              | 165              | 1 630           | 1 608   | 276          | 134          | 1 198        |
| <b>ACCESS</b>   |               |                 |                  |                 |         |              |              |              |
| With direct access.....   | 226 795       | 11 176          | 25 855           | 189 764         | 171 526 | 16 319       | 11 514       | 143 693      |
| Lacking direct access.....                                      | 73            | 3               | 3                | 67              | 69      | 3            | 2            | 64           |
| <b>UNITS IN STRUCTURE</b>                                       |               |                 |                  |                 |         |              |              |              |
| <b>All year-round units</b> .....                               | 226 868       | 11 179          | 25 858           | 189 831         | 171 595 | 16 322       | 11 516       | 143 757      |
| 1.....  | 181 101       | 10 238          | 20 141           | 150 722         | 137 767 | 14 566       | 10 369       | 112 832      |
| 2 or more.....  | 42 200        | 803             | 5 135            | 36 262          | 29 744  | 1 081        | 730          | 27 923       |
| Mobile home or trailer.....                                     | 3 567         | 138             | 582              | 2 847           | 4 084   | 675          | 417          | 2 992        |
| <b>Owner occupied</b> .....                                     | 142 242       | 7 299           | 15 550           | 119 393         | 108 911 | 11 115       | 7 411        | 90 385       |
| 1.....  | 136 559       | 7 091           | 14 821           | 114 647         | 103 400 | 10 328       | 6 975        | 86 097       |
| 2 or more.....  | 2 687         | 95              | 200              | 2 392           | 1 993   | 182          | 78           | 1 733        |
| Mobile home or trailer.....                                     | 2 996         | 113             | 529              | 2 354           | 3 518   | 605          | 358          | 2 555        |
| <b>Renter occupied</b> .....                                    | 67 860        | 2 643           | 8 696            | 56 521          | 50 565  | 4 177        | 2 917        | 43 471       |
| 1.....  | 35 036        | 2 004           | 4 202            | 28 830          | 27 750  | 3 408        | 2 466        | 21 876       |
| 2 or more.....  | 32 253        | 614             | 4 441            | 27 198          | 22 249  | 699          | 392          | 21 158       |
| Mobile home or trailer.....                                     | 571           | 25              | 53               | 493             | 566     | 70           | 59           | 437          |
| <b>TELEPHONE</b>  |               |                 |                  |                 |         |              |              |              |
| <b>All occupied units</b> .....                                 | 210 102       | 9 942           | 24 246           | 175 914         | 159 476 | 15 292       | 10 328       | 133 856      |
| Available.....  | 187 090       | 8 774           | 22 011           | 156 305         | 141 164 | 12 337       | 8 571        | 120 256      |
| None.....   | 23 012        | 1 168           | 2 235            | 19 609          | 18 312  | 2 955        | 1 757        | 13 600       |

Table 14. Utilization Characteristics for Standard Metropolitan Statistical Areas and Constituent Counties: 1970

(For minimum base for derived figures (percent, median, etc.) and meaning of symbols, see text)

| Standard Metropolitan Statistical Areas<br>Constituent Counties | Fort Smith |                  |                 |                  |                  |                |                 | Lawton          |
|---|------------|------------------|-----------------|------------------|------------------|----------------|-----------------|-----------------|
|   | Total      | Arkansas portion |                 |                  | Oklahoma portion |                |                 | Comanche County |
|   |            | Total            | Crawford County | Sebastian County | Total            | LeFlore County | Sequoyah County |                 |
| <b>ROOMS</b>  |            |                  |                 |                  |                  |                |                 |                 |
| <b>All year-round units</b>                                     | 56 901     | 37 488           | 8 889           | 28 599           | 19 413           | 11 564         | 7 849           | 31 814          |
| 1 room  | 624        | 406              | 79              | 327              | 218              | 117            | 101             | 320             |
| 2 rooms   | 1 568      | 1 033            | 276             | 757              | 535              | 277            | 258             | 1 419           |
| 3 rooms   | 5 419      | 3 888            | 878             | 3 010            | 1 531            | 809            | 722             | 3 668           |
| 4 rooms   | 15 480     | 9 130            | 2 704           | 6 426            | 6 350            | 3 678          | 2 672           | 7 306           |
| 5 rooms   | 18 754     | 12 489           | 2 935           | 9 554            | 6 265            | 3 881          | 2 384           | 11 165          |
| 6 rooms   | 10 177     | 6 945            | 1 405           | 5 540            | 3 232            | 2 024          | 1 208           | 5 698           |
| 7 rooms   | 3 043      | 2 121            | 386             | 1 735            | 922              | 568            | 354             | 1 542           |
| 8 rooms   | 1 081      | 858              | 160             | 698              | 223              | 138            | 85              | 448             |
| 9 rooms or more   | 755        | 618              | 66              | 552              | 137              | 72             | 65              | 248             |
| Median  | 4.8        | 4.8              | 4.7             | 4.9              | 4.7              | 4.7            | 4.6             | 4.8             |
| <b>Owner occupied</b>   | 36 885     | 24 175           | 6 000           | 18 175           | 12 710           | 7 504          | 5 206           | 16 582          |
| 1 room  | 106        | 60               | 23              | 37               | 46               | 23             | 23              | 26              |
| 2 rooms   | 345        | 196              | 94              | 102              | 149              | 70             | 79              | 114             |
| 3 rooms   | 1 393      | 772              | 302             | 470              | 621              | 302            | 319             | 507             |
| 4 rooms   | 8 707      | 5 035            | 1 687           | 3 348            | 3 672            | 2 068          | 1 604           | 2 991           |
| 5 rooms   | 13 994     | 9 429            | 2 240           | 7 189            | 4 565            | 2 798          | 1 767           | 7 280           |
| 6 rooms   | 8 245      | 5 668            | 1 141           | 4 527            | 2 577            | 1 593          | 984             | 4 054           |
| 7 rooms   | 2 561      | 1 780            | 325             | 1 455            | 781              | 475            | 306             | 1 142           |
| 8 rooms   | 913        | 727              | 132             | 595              | 186              | 116            | 70              | 314             |
| 9 rooms or more   | 621        | 508              | 56              | 452              | 113              | 59             | 54              | 154             |
| Median  | 5.1        | 5.1              | 4.9             | 5.2              | 4.9              | 5.0            | 4.8             | 5.1             |
| <b>Renter occupied</b>  | 15 704     | 10 569           | 2 174           | 8 395            | 5 135            | 3 177          | 1 958           | 12 245          |
| 1 room  | 375        | 271              | 36              | 235              | 104              | 62             | 42              | 227             |
| 2 rooms   | 899        | 631              | 114             | 517              | 268              | 151            | 117             | 958             |
| 3 rooms   | 3 223      | 2 558            | 428             | 2 130            | 665              | 390            | 275             | 2 533           |
| 4 rooms   | 5 421      | 3 303            | 779             | 2 524            | 2 118            | 1 283          | 835             | 3 474           |
| 5 rooms   | 3 748      | 2 433            | 554             | 1 879            | 1 315            | 845            | 470             | 3 118           |
| 6 rooms   | 1 535      | 1 014            | 204             | 810              | 521              | 351            | 170             | 1 385           |
| 7 rooms   | 331        | 232              | 37              | 195              | 99               | 67             | 32              | 342             |
| 8 rooms   | 110        | 83               | 18              | 65               | 27               | 17             | 10              | 121             |
| 9 rooms or more   | 62         | 44               | 4               | 40               | 18               | 11             | 7               | 87              |
| Median  | 4.1        | 4.1              | 4.2             | 4.0              | 4.2              | 4.3            | 4.2             | 4.2             |
| <b>Year-round vacant for sale</b>                               | 621        | 465              | 108             | 357              | 156              | 99             | 57              | 472             |
| 1 to 3 rooms  | 51         | 33               | 14              | 19               | 18               | 13             | 5               | 25              |
| 4 and 5 rooms   | 352        | 244              | 66              | 178              | 108              | 69             | 39              | 304             |
| 6 and 7 rooms   | 166        | 139              | 24              | 115              | 27               | 14             | 13              | 135             |
| 8 rooms or more   | 52         | 49               | 4               | 45               | 3                | 3              | -               | 8               |
| Median  | 5.1        | 5.2              | 4.5             | 5.4              | 4.7              | 4.5            | 4.9             | 5.1             |
| <b>Year-round vacant for rent</b>                               | 1 485      | 1 013            | 204             | 809              | 472              | 311            | 161             | 1 765           |
| 1 room  | 54         | 35               | 5               | 30               | 19               | 16             | 3               | 59              |
| 2 rooms   | 153        | 104              | 29              | 75               | 49               | 30             | 19              | 282             |
| 3 rooms   | 409        | 314              | 54              | 260              | 95               | 55             | 40              | 462             |
| 4 rooms   | 517        | 326              | 72              | 254              | 191              | 123            | 68              | 550             |
| 5 rooms   | 254        | 165              | 34              | 131              | 89               | 62             | 27              | 317             |
| 6 rooms or more   | 98         | 69               | 10              | 59               | 29               | 25             | 4               | 95              |
| Median  | 3.7        | 3.7              | 3.7             | 3.7              | 3.9              | 3.9            | 3.8             | 3.6             |
| <b>PERSONS</b>  |            |                  |                 |                  |                  |                |                 |                 |
| <b>Owner occupied</b>   | 36 885     | 24 175           | 6 000           | 18 175           | 12 710           | 7 504          | 5 206           | 16 582          |
| 1 person  | 5 419      | 3 413            | 822             | 2 591            | 2 006            | 1 208          | 728             | 1 940           |
| 2 persons   | 12 840     | 8 344            | 2 123           | 6 221            | 4 496            | 2 804          | 1 692           | 4 886           |
| 3 persons   | 6 356      | 4 291            | 995             | 3 296            | 2 065            | 1 175          | 890             | 3 102           |
| 4 persons   | 5 820      | 4 007            | 940             | 3 067            | 1 813            | 1 029          | 784             | 3 071           |
| 5 persons   | 3 334      | 2 228            | 580             | 1 648            | 1 106            | 570            | 324             | 1 924           |
| 6 persons   | 1 674      | 1 072            | 298             | 774              | 602              | 311            | 291             | 939             |
| 7 persons   | 758        | 456              | 140             | 316              | 302              | 175            | 127             | 401             |
| 8 persons   | 422        | 232              | 61              | 171              | 190              | 105            | 85              | 208             |
| 9 persons or more   | 262        | 132              | 41              | 91               | 130              | 57             | 73              | 111             |
| Median  | 2.5        | 2.6              | 2.6             | 2.6              | 2.5              | 2.4            | 2.7             | 3.0             |
| <b>Renter occupied</b>  | 15 704     | 10 569           | 2 174           | 8 395            | 5 135            | 3 177          | 1 958           | 12 245          |
| 1 person  | 3 756      | 2 615            | 411             | 2 204            | 1 141            | 736            | 405             | 1 599           |
| 2 persons   | 4 062      | 2 842            | 530             | 2 312            | 1 220            | 776            | 444             | 4 202           |
| 3 persons   | 2 688      | 1 812            | 391             | 1 421            | 876              | 530            | 346             | 2 579           |
| 4 persons   | 2 173      | 1 413            | 330             | 1 083            | 760              | 470            | 290             | 1 733           |
| 5 persons   | 1 364      | 865              | 230             | 635              | 499              | 302            | 197             | 1 046           |
| 6 persons   | 796        | 507              | 136             | 371              | 289              | 171            | 118             | 534             |
| 7 persons   | 401        | 254              | 81              | 173              | 147              | 85             | 62              | 301             |
| 8 persons   | 257        | 144              | 31              | 113              | 113              | 59             | 54              | 153             |
| 9 persons or more   | 207        | 117              | 34              | 83               | 90               | 48             | 42              | 98              |
| Median  | 2.5        | 2.4              | 2.9             | 2.4              | 2.7              | 2.6            | 2.9             | 2.6             |
| <b>PERSONS PER ROOM</b>   |            |                  |                 |                  |                  |                |                 |                 |
| <b>Owner occupied</b>   | 36 885     | 24 175           | 6 000           | 18 175           | 12 710           | 7 504          | 5 206           | 16 582          |
| 0.50 or less  | 20 151     | 13 232           | 3 085           | 10 147           | 6 919            | 4 369          | 2 550           | 7 784           |
| 0.51 to 0.75  | 7 133      | 4 871            | 1 171           | 3 700            | 2 262            | 1 260          | 1 002           | 3 530           |
| 0.76 to 1.00  | 6 701      | 4 471            | 1 159           | 3 312            | 2 230            | 1 207          | 1 023           | 3 957           |
| 1.01 to 1.50  | 2 187      | 1 272            | 438             | 834              | 915              | 488            | 427             | 1 072           |
| 1.51 or more  | 713        | 329              | 147             | 182              | 384              | 180            | 204             | 239             |
| <b>Renter occupied</b>  | 15 704     | 10 569           | 2 174           | 8 395            | 5 135            | 3 177          | 1 958           | 12 245          |
| 0.50 or less  | 6 630      | 4 445            | 830             | 3 615            | 2 185            | 1 411          | 774             | 4 033           |
| 0.51 to 0.75  | 3 228      | 2 329            | 416             | 1 913            | 899              | 561            | 338             | 3 654           |
| 0.76 to 1.00  | 3 523      | 2 411            | 524             | 1 887            | 1 112            | 691            | 421             | 3 314           |
| 1.01 to 1.50  | 1 597      | 989              | 273             | 716              | 608              | 347            | 261             | 940             |
| 1.51 or more  | 726        | 395              | 131             | 264              | 331              | 167            | 164             | 304             |
| <b>With all plumbing facilities</b>                             | 46 613     | 31 948           | 6 799           | 25 149           | 14 665           | 8 949          | 5 716           | 28 143          |
| <b>Owner occupied</b>   | 33 340     | 22 623           | 5 161           | 17 462           | 10 717           | 6 428          | 4 289           | 16 248          |
| 1.00 or less  | 31 189     | 21 306           | 4 762           | 16 544           | 9 883            | 5 986          | 3 897           | 14 999          |
| 1.01 to 1.50  | 1 761      | 1 103            | 329             | 774              | 658              | 350            | 308             | 1 038           |
| 1.51 or more  | 390        | 214              | 70              | 144              | 176              | 92             | 84              | 211             |
| <b>Renter occupied</b>  | 13 273     | 9 325            | 1 638           | 7 687            | 3 948            | 2 521          | 1 427           | 11 897          |
| 1.00 or less  | 11 610     | 8 239            | 1 408           | 6 831            | 3 371            | 2 190          | 1 181           | 10 702          |
| 1.01 to 1.50  | 1 271      | 832              | 178             | 654              | 439              | 257            | 182             | 921             |
| 1.51 or more  | 392        | 254              | 52              | 202              | 138              | 74             | 64              | 274             |

Table 14. Utilization Characteristics for Standard Metropolitan Statistical Areas and Constituent Counties: 1970—Continued

(For minimum base for derived figures (percent, median, etc.) and meaning of symbols, see text)

| Standard Metropolitan Statistical Areas<br>Constituent Counties | Oklahoma City  |                 |                  |                 | Tulsa          |               |               |                |
|---|----------------|-----------------|------------------|-----------------|----------------|---------------|---------------|----------------|
|   | Total          | Canadian County | Cleveland County | Oklahoma County | Total          | Creek County  | Osage County  | Tulsa County   |
| <b>ROOMS</b>  |                |                 |                  |                 |                |               |               |                |
| <b>All year-round units</b>                                     | <b>226 868</b> | <b>11 179</b>   | <b>25 858</b>    | <b>189 831</b>  | <b>171 595</b> | <b>16 322</b> | <b>11 516</b> | <b>143 757</b> |
| 1 room  | 3 638          | 254             | 249              | 3 135           | 2 485          | 186           | 130           | 2 169          |
| 2 rooms   | 6 823          | 318             | 714              | 5 791           | 4 976          | 444           | 308           | 4 224          |
| 3 rooms   | 22 853         | 864             | 2 406            | 19 583          | 17 196         | 1 425         | 955           | 14 816         |
| 4 rooms   | 47 492         | 2 175           | 5 701            | 39 616          | 34 704         | 4 347         | 2 766         | 27 591         |
| 5 rooms   | 79 170         | 4 182           | 9 474            | 65 514          | 51 514         | 5 522         | 3 880         | 42 112         |
| 6 rooms   | 44 871         | 2 246           | 4 734            | 37 891          | 38 927         | 3 070         | 2 241         | 33 616         |
| 7 rooms   | 13 657         | 720             | 1 527            | 11 410          | 13 209         | 841           | 753           | 11 615         |
| 8 rooms   | 5 211          | 269             | 645              | 4 297           | 5 182          | 320           | 293           | 4 569          |
| 9 rooms or more   | 3 153          | 151             | 408              | 2 594           | 3 402          | 167           | 190           | 3 045          |
| Median  | 4.9            | 5.0             | 4.9              | 4.9             | 5.0            | 4.8           | 4.9           | 5.0            |
| <b>Owner occupied</b>   | <b>142 242</b> | <b>7 299</b>    | <b>15 550</b>    | <b>119 393</b>  | <b>108 911</b> | <b>11 115</b> | <b>7 411</b>  | <b>90 385</b>  |
| 1 room  | 176            | 16              | 21               | 139             | 163            | 33            | 19            | 111            |
| 2 rooms   | 594            | 49              | 46               | 499             | 541            | 107           | 70            | 364            |
| 3 rooms   | 2 816          | 209             | 247              | 2 360           | 2 849          | 521           | 341           | 1 987          |
| 4 rooms   | 21 524         | 1 148           | 2 066            | 18 310          | 16 103         | 2 704         | 1 613         | 11 786         |
| 5 rooms   | 60 197         | 3 145           | 7 132            | 49 920          | 37 271         | 4 173         | 2 660         | 30 438         |
| 6 rooms   | 37 731         | 1 824           | 3 845            | 32 062          | 32 502         | 2 466         | 1 713         | 28 323         |
| 7 rooms   | 11 811         | 569             | 1 281            | 9 961           | 11 728         | 697           | 615           | 10 416         |
| 8 rooms   | 4 589          | 215             | 561              | 3 813           | 4 634          | 271           | 232           | 4 131          |
| 9 rooms or more   | 2 804          | 124             | 351              | 2 329           | 3 120          | 143           | 148           | 2 829          |
| Median  | 5.3            | 5.2             | 5.3              | 5.3             | 5.4            | 5.0           | 5.1           | 5.5            |
| <b>Renter occupied</b>  | <b>67 860</b>  | <b>2 643</b>    | <b>8 696</b>     | <b>56 521</b>   | <b>50 565</b>  | <b>4 177</b>  | <b>2 917</b>  | <b>43 471</b>  |
| 1 room  | 2 688          | 28              | 195              | 2 465           | 1 835          | 114           | 75            | 1 646          |
| 2 rooms   | 4 834          | 104             | 580              | 4 150           | 3 475          | 244           | 138           | 3 093          |
| 3 rooms   | 16 097         | 456             | 1 848            | 13 793          | 11 468         | 697           | 372           | 10 399         |
| 4 rooms   | 21 156         | 766             | 3 216            | 17 174          | 15 290         | 1 333         | 848           | 13 109         |
| 5 rooms   | 15 245         | 774             | 1 874            | 12 597          | 11 418         | 1 505         | 855           | 9 458          |
| 6 rooms   | 5 813          | 337             | 720              | 4 756           | 5 276          | 507           | 432           | 4 337          |
| 7 rooms   | 1 400          | 116             | 177              | 1 107           | 1 187          | 121           | 117           | 949            |
| 8 rooms   | 409            | 43              | 53               | 313             | 414            | 37            | 47            | 330            |
| 9 rooms or more   | 218            | 19              | 33               | 166             | 202            | 19            | 33            | 150            |
| Median  | 4.0            | 4.5             | 4.0              | 4.0             | 4.1            | 4.3           | 4.5           | 4.0            |
| <b>Year-round vacant for sale</b>                               | <b>2 783</b>   | <b>139</b>      | <b>406</b>       | <b>2 238</b>    | <b>1 807</b>   | <b>137</b>    | <b>132</b>    | <b>1 538</b>   |
| 1 to 3 rooms  | 155            | 7               | 7                | 141             | 105            | 15            | 14            | 76             |
| 4 and 5 rooms   | 1 730          | 96              | 254              | 1 380           | 977            | 86            | 85            | 806            |
| 6 and 7 rooms   | 722            | 34              | 115              | 573             | 632            | 33            | 29            | 570            |
| 8 rooms or more   | 176            | 2               | 30               | 144             | 93             | 3             | 4             | 86             |
| Median  | 5.1            | 5.1             | 5.2              | 5.1             | 5.3            | 4.9           | 4.7           | 5.3            |
| <b>Year-round vacant for rent</b>                               | <b>8 829</b>   | <b>214</b>      | <b>626</b>       | <b>7 989</b>    | <b>7 220</b>   | <b>418</b>    | <b>474</b>    | <b>6 328</b>   |
| 1 room  | 434            | 13              | 13               | 408             | 313            | 23            | 9             | 281            |
| 2 rooms   | 881            | 17              | 49               | 815             | 670            | 59            | 46            | 565            |
| 3 rooms   | 2 833          | 33              | 237              | 2 563           | 2 217          | 116           | 122           | 1 979          |
| 4 rooms   | 2 867          | 77              | 215              | 2 575           | 2 332          | 108           | 132           | 2 092          |
| 5 rooms   | 1 339          | 56              | 85               | 1 198           | 1 289          | 80            | 132           | 1 077          |
| 6 rooms or more   | 475            | 18              | 27               | 430             | 399            | 32            | 33            | 334            |
| Median  | 3.6            | 4.1             | 3.6              | 3.6             | 3.7            | 3.6           | 4.0           | 3.7            |
| <b>PERSONS</b>  |                |                 |                  |                 |                |               |               |                |
| <b>Owner occupied</b>   | <b>142 242</b> | <b>7 299</b>    | <b>15 550</b>    | <b>119 393</b>  | <b>108 911</b> | <b>11 115</b> | <b>7 411</b>  | <b>90 385</b>  |
| 1 person  | 18 155         | 1 107           | 1 706            | 15 342          | 14 512         | 1 980         | 1 336         | 11 196         |
| 2 persons   | 44 452         | 2 291           | 4 215            | 37 946          | 34 593         | 3 747         | 2 702         | 28 144         |
| 3 persons   | 26 014         | 1 176           | 2 908            | 21 840          | 19 856         | 1 825         | 1 196         | 16 835         |
| 4 persons   | 26 400         | 1 302           | 3 326            | 21 772          | 20 186         | 1 671         | 1 058         | 17 457         |
| 5 persons   | 15 650         | 858             | 1 986            | 12 806          | 11 462         | 1 019         | 627           | 9 816          |
| 6 persons   | 6 957          | 358             | 828              | 5 771           | 4 964          | 494           | 283           | 4 187          |
| 7 persons   | 2 664          | 121             | 309              | 2 234           | 1 958          | 224           | 120           | 1 614          |
| 8 persons   | 1 267          | 52              | 118              | 1 097           | 917            | 98            | 55            | 764            |
| 9 persons or more   | 683            | 34              | 64               | 585             | 463            | 57            | 34            | 372            |
| Median  | 2.8            | 2.7             | 3.1              | 2.8             | 2.8            | 2.5           | 2.4           | 2.8            |
| <b>Renter occupied</b>  | <b>67 860</b>  | <b>2 643</b>    | <b>8 696</b>     | <b>56 521</b>   | <b>50 565</b>  | <b>4 177</b>  | <b>2 917</b>  | <b>43 471</b>  |
| 1 person  | 20 463         | 579             | 1 914            | 17 970          | 14 728         | 1 020         | 750           | 12 958         |
| 2 persons   | 20 170         | 664             | 3 210            | 16 296          | 14 393         | 1 010         | 758           | 12 625         |
| 3 persons   | 11 083         | 491             | 1 608            | 8 984           | 8 559          | 681           | 465           | 7 413          |
| 4 persons   | 7 604          | 382             | 1 024            | 6 198           | 6 169          | 643           | 434           | 5 092          |
| 5 persons   | 4 234          | 262             | 496              | 3 476           | 3 383          | 418           | 245           | 2 720          |
| 6 persons   | 2 192          | 132             | 260              | 1 800           | 1 811          | 225           | 152           | 1 434          |
| 7 persons   | 1 129          | 73              | 107              | 949             | 834            | 85            | 57            | 692            |
| 8 persons   | 623            | 41              | 48               | 534             | 449            | 59            | 35            | 355            |
| 9 persons or more   | 362            | 19              | 29               | 314             | 239            | 36            | 21            | 182            |
| Median  | 2.2            | 2.7             | 2.3              | 2.1             | 2.2            | 2.6           | 2.4           | 2.2            |
| <b>PERSONS PER ROOM</b>   |                |                 |                  |                 |                |               |               |                |
| <b>Owner occupied</b>   | <b>142 242</b> | <b>7 299</b>    | <b>15 550</b>    | <b>119 393</b>  | <b>108 911</b> | <b>11 115</b> | <b>7 411</b>  | <b>90 385</b>  |
| 0.50 or less  | 73 975         | 3 843           | 7 213            | 62 919          | 59 962         | 6 162         | 4 422         | 49 378         |
| 0.51 to 0.75  | 30 482         | 1 427           | 3 583            | 25 472          | 23 823         | 2 137         | 1 346         | 20 340         |
| 0.76 to 1.00  | 29 734         | 1 650           | 3 858            | 24 226          | 19 756         | 1 963         | 1 242         | 16 551         |
| 1.01 to 1.50  | 6 695          | 319             | 765              | 5 611           | 4 414          | 655           | 320           | 3 439          |
| 1.51 or more  | 1 356          | 60              | 131              | 1 165           | 956            | 198           | 81            | 677            |
| <b>Renter occupied</b>  | <b>67 860</b>  | <b>2 643</b>    | <b>8 696</b>     | <b>56 521</b>   | <b>50 565</b>  | <b>4 177</b>  | <b>2 917</b>  | <b>43 471</b>  |
| 0.50 or less  | 32 427         | 1 159           | 4 062            | 27 206          | 23 848         | 1 769         | 1 442         | 20 637         |
| 0.51 to 0.75  | 15 715         | 624             | 2 404            | 12 687          | 11 698         | 852           | 558           | 10 288         |
| 0.76 to 1.00  | 13 864         | 561             | 1 697            | 11 606          | 10 719         | 1 026         | 623           | 9 070          |
| 1.01 to 1.50  | 4 269          | 212             | 424              | 3 633           | 3 255          | 386           | 223           | 2 646          |
| 1.51 or more  | 1 585          | 87              | 109              | 1 389           | 1 045          | 144           | 71            | 830            |
| <b>With all plumbing facilities</b>                             | <b>205 639</b> | <b>9 545</b>    | <b>23 809</b>    | <b>172 285</b>  | <b>154 620</b> | <b>13 877</b> | <b>9 743</b>  | <b>131 060</b> |
| <b>Owner occupied</b>   | <b>140 417</b> | <b>7 655</b>    | <b>15 337</b>    | <b>118 025</b>  | <b>106 446</b> | <b>10 227</b> | <b>7 045</b>  | <b>89 174</b>  |
| 1.00 or less  | 132 640        | 6 706           | 14 475           | 111 459         | 101 412        | 9 530         | 6 679         | 85 203         |
| 1.01 to 1.50  | 6 545          | 300             | 752              | 5 493           | 4 235          | 573           | 300           | 3 362          |
| 1.51 or more  | 1 232          | 49              | 110              | 1 073           | 799            | 124           | 66            | 609            |
| <b>Renter occupied</b>  | <b>65 222</b>  | <b>2 490</b>    | <b>8 472</b>     | <b>54 260</b>   | <b>48 174</b>  | <b>3 650</b>  | <b>2 698</b>  | <b>41 826</b>  |
| 1.00 or less  | 59 668         | 2 224           | 7 965            | 49 479          | 44 204         | 3 218         | 2 436         | 38 550         |
| 1.01 to 1.50  | 4 137          | 195             | 415              | 3 527           | 3 076          | 328           | 203           | 2 545          |
| 1.51 or more  | 1 417          | 71              | 92               | 1 254           | 894            | 104           | 59            | 731            |

Table 15. Financial Characteristics for Standard Metropolitan Statistical Areas and Constituent Counties: 1970

[For minimum base for derived figures (percent, median, etc.) and meaning of symbols, see text]

Standard Metropolitan Statistical Areas  
Constituent Counties

VALUE

|  | Fort Smith    |                  |                 |                  |                  |                |                 | Lawton        |
|--|---------------|------------------|-----------------|------------------|------------------|----------------|-----------------|---------------|
|  | Total         | Arkansas portion |                 |                  | Oklahoma portion |                |                 |               |
|  |               | Total            | Crawford County | Sebastian County | Total            | LeFlore County | Sequoyah County |               |
| <b>Specified owner occupied<sup>1</sup></b>  | <b>28 087</b> | <b>19 811</b>    | <b>3 929</b>    | <b>15 882</b>    | <b>8 276</b>     | <b>5 071</b>   | <b>3 205</b>    | <b>14 105</b> |
| Less than \$5,000                            | 5 609         | 2 514            | 871             | 1 643            | 3 095            | 2 016          | 1 079           | 969           |
| \$5,000 to \$7,499                           | 4 972         | 3 085            | 787             | 2 298            | 1 887            | 1 161          | 726             | 1 092         |
| \$7,500 to \$9,999                           | 4 376         | 3 294            | 651             | 2 643            | 1 082            | 658            | 424             | 1 612         |
| \$10,000 to \$12,499                         | 3 926         | 3 135            | 539             | 2 596            | 791              | 478            | 313             | 2 451         |
| \$12,500 to \$14,999                         | 2 631         | 2 191            | 328             | 1 863            | 440              | 252            | 188             | 2 437         |
| \$15,000 to \$17,499                         | 1 937         | 1 573            | 262             | 1 311            | 364              | 182            | 182             | 1 928         |
| \$17,500 to \$19,999                         | 1 218         | 1 024            | 174             | 850              | 194              | 116            | 78              | 1 276         |
| \$20,000 to \$24,999                         | 1 476         | 1 273            | 153             | 1 120            | 203              | 93             | 110             | 1 097         |
| \$25,000 to \$34,999                         | 1 164         | 1 018            | 122             | 896              | 146              | 72             | 74              | 758           |
| \$35,000 to \$49,999                         | 487           | 428              | 33              | 395              | 59               | 34             | 25              | 357           |
| \$50,000 or more                             | 291           | 276              | 9               | 267              | 15               | 9              | 6               | 128           |
| Median                                       | \$9 500       | \$10 800         | \$8 700         | \$11 300         | \$6 400          | \$6 100        | \$6 800         | \$13 500      |
| <b>Specified vacant for sale<sup>1</sup></b> | <b>559</b>    | <b>420</b>       | <b>87</b>       | <b>333</b>       | <b>139</b>       | <b>86</b>      | <b>53</b>       | <b>464</b>    |
| Less than \$5,000                            | 120           | 59               | 29              | 30               | 61               | 48             | 13              | 42            |
| \$5,000 to \$9,999                           | 162           | 128              | 28              | 100              | 34               | 23             | 11              | 78            |
| \$10,000 to \$14,999                         | 100           | 73               | 14              | 59               | 27               | 10             | 7               | 123           |
| \$15,000 to \$19,999                         | 52            | 41               | 6               | 35               | 11               | 4              | 2               | 60            |
| \$20,000 to \$24,999                         | 41            | 38               | 3               | 35               | 3                | —              | —               | 22            |
| \$25,000 to \$34,999                         | 46            | 44               | 5               | 39               | 2                | —              | —               | 17            |
| \$35,000 to \$49,999                         | 28            | 27               | 2               | 25               | 1                | —              | —               | 1             |
| \$50,000 or more                             | 10            | 10               | —               | 10               | —                | —              | —               | —             |
| Median price asked                           | \$9 900       | \$11 300         | \$7 300         | \$12 800         | \$6 000          | \$5000—        | \$10 500        | \$14 600      |
| <b>With all plumbing facilities:</b>         |               |                  |                 |                  |                  |                |                 |               |
| <b>Specified owner occupied<sup>1</sup></b>  | <b>26 027</b> | <b>18 885</b>    | <b>3 489</b>    | <b>15 396</b>    | <b>7 142</b>     | <b>4 431</b>   | <b>2 711</b>    | <b>13 913</b> |
| Less than \$5,000                            | 4 014         | 1 831            | 559             | 1 272            | 2 183            | 1 472          | 711             | 854           |
| \$5,000 to \$9,999                           | 8 963         | 6 190            | 1 335           | 4 855            | 2 773            | 1 734          | 1 039           | 2 668         |
| \$10,000 to \$14,999                         | 6 508         | 5 293            | 851             | 4 442            | 1 215            | 722            | 493             | 4 875         |
| \$15,000 to \$19,999                         | 3 137         | 2 583            | 425             | 2 154            | 554              | 297            | 257             | 3 188         |
| \$20,000 to \$24,999                         | 1 469         | 1 269            | 151             | 1 118            | 200              | 93             | 107             | 1 092         |
| \$25,000 or more                             | 1 936         | 1 719            | 164             | 1 555            | 217              | 113            | 104             | 1 236         |
| Median                                       | \$10 000      | \$11 100         | \$9 400         | \$11 500         | \$7 000          | \$6 700        | \$7 600         | \$13 500      |
| <b>Specified vacant for sale<sup>1</sup></b> | <b>488</b>    | <b>377</b>       | <b>65</b>       | <b>312</b>       | <b>111</b>       | <b>64</b>      | <b>47</b>       | <b>450</b>    |
| Less than \$5,000                            | 55            | 22               | 8               | 14               | 33               | 26             | 7               | 34            |
| \$5,000 to \$9,999                           | 158           | 124              | 27              | 97               | 34               | 23             | 11              | 74            |
| \$10,000 to \$14,999                         | 98            | 71               | 14              | 57               | 27               | 10             | 17              | 123           |
| \$15,000 to \$19,999                         | 52            | 41               | 6               | 35               | 11               | 4              | 7               | 120           |
| \$20,000 to \$24,999                         | 41            | 38               | 3               | 35               | 3                | —              | 2               | 59            |
| \$25,000 or more                             | 84            | 81               | 7               | 74               | 3                | —              | 3               | 40            |
| Median price asked                           | \$11 300      | \$12 500         | \$9 500         | \$13 800         | \$7 800          | \$6 200        | \$11 100        | \$14 800      |
| <b>CONTRACT RENT</b>                         |               |                  |                 |                  |                  |                |                 |               |
| <b>Specified renter occupied<sup>2</sup></b> | <b>14 085</b> | <b>9 907</b>     | <b>1 809</b>    | <b>8 098</b>     | <b>4 178</b>     | <b>2 613</b>   | <b>1 565</b>    | <b>11 959</b> |
| Less than \$30                               | 1 902         | 1 416            | 477             | 939              | 486              | 318            | 168             | 278           |
| \$30 to \$39                                 | 2 307         | 980              | 241             | 739              | 1 327            | 899            | 428             | 370           |
| \$40 to \$59                                 | 3 993         | 2 744            | 480             | 2 264            | 1 249            | 761            | 488             | 1 224         |
| \$60 to \$79                                 | 2 595         | 2 173            | 279             | 1 894            | 422              | 241            | 181             | 2 265         |
| \$80 to \$99                                 | 1 067         | 958              | 48              | 910              | 109              | 53             | 56              | 2 093         |
| \$100 to \$119                               | 462           | 424              | 14              | 410              | 38               | 16             | 22              | 1 645         |
| \$120 to \$149                               | 303           | 261              | 17              | 244              | 42               | 22             | 20              | 1 661         |
| \$150 to \$199                               | 133           | 130              | 8               | 122              | 3                | 2              | 1               | 654           |
| \$200 to \$249                               | 12            | 12               | —               | 12               | —                | —              | —               | 104           |
| \$250 or more                                | 6             | 5                | —               | 5                | 1                | —              | —               | 29            |
| No cash rent                                 | 1 305         | 804              | 245             | 559              | 501              | 301            | 200             | 1 636         |
| Median                                       | \$51          | \$56             | \$43            | \$59             | \$40             | \$39           | \$43            | \$89          |
| <b>Specified vacant for rent<sup>2</sup></b> | <b>1 347</b>  | <b>961</b>       | <b>174</b>      | <b>787</b>       | <b>386</b>       | <b>251</b>     | <b>135</b>      | <b>1 738</b>  |
| Less than \$40                               | 487           | 289              | 95              | 194              | 198              | 132            | 66              | 207           |
| \$40 to \$59                                 | 396           | 269              | 37              | 232              | 127              | 79             | 48              | 290           |
| \$60 to \$79                                 | 287           | 244              | 34              | 210              | 43               | 28             | 15              | 514           |
| \$80 to \$99                                 | 93            | 82               | 3               | 79               | 11               | 6              | 5               | 331           |
| \$100 to \$149                               | 74            | 67               | 5               | 62               | 7                | 6              | 1               | 336           |
| \$150 to \$199                               | 7             | 7                | —               | 7                | —                | —              | —               | 45            |
| \$200 or more                                | 3             | 3                | —               | 3                | —                | —              | —               | 15            |
| Median rent asked                            | \$49          | \$55             | \$36            | \$58             | \$40             | \$39           | \$40            | \$74          |
| <b>With all plumbing facilities:</b>         |               |                  |                 |                  |                  |                |                 |               |
| <b>Specified renter occupied<sup>2</sup></b> | <b>12 285</b> | <b>8 919</b>     | <b>1 428</b>    | <b>7 491</b>     | <b>3 366</b>     | <b>2 158</b>   | <b>1 208</b>    | <b>11 661</b> |
| Less than \$40                               | 3 049         | 1 772            | 448             | 1 324            | 1 277            | 913            | 364             | 550           |
| \$40 to \$59                                 | 3 728         | 2 576            | 448             | 2 128            | 1 152            | 710            | 442             | 1 148         |
| \$60 to \$79                                 | 2 553         | 2 143            | 274             | 1 869            | 410              | 233            | 177             | 2 211         |
| \$80 to \$99                                 | 1 064         | 956              | 48              | 908              | 108              | 52             | 56              | 2 083         |
| \$100 to \$149                               | 764           | 684              | 30              | 654              | 80               | 38             | 42              | 3 300         |
| \$150 to \$199                               | 149           | 146              | 8               | 138              | 3                | 2              | 1               | 782           |
| \$200 or more                                | 978           | 642              | 172             | 470              | 336              | 210            | 126             | 1 587         |
| No cash rent                                 | 54            | \$59             | \$48            | \$61             | \$43             | \$41           | \$47            | \$90          |
| Median                                       | \$54          | \$59             | \$48            | \$61             | \$43             | \$41           | \$47            | \$90          |
| <b>Specified vacant for rent<sup>2</sup></b> | <b>1 056</b>  | <b>810</b>       | <b>124</b>      | <b>686</b>       | <b>246</b>       | <b>151</b>     | <b>95</b>       | <b>1 641</b>  |
| Less than \$40                               | 284           | 190              | 56              | 134              | 94               | 61             | 33              | 173           |
| \$40 to \$59                                 | 330           | 231              | 30              | 201              | 99               | 58             | 41              | 253           |
| \$60 to \$79                                 | 271           | 234              | 32              | 202              | 37               | 22             | 15              | 491           |
| \$80 to \$99                                 | 90            | 81               | 3               | 78               | 9                | 4              | 5               | 331           |
| \$100 to \$149                               | 71            | 64               | 3               | 61               | 7                | 6              | —               | 333           |
| \$150 or more                                | 10            | 10               | —               | 10               | —                | —              | —               | 60            |
| Median rent asked                            | \$55          | \$59             | \$45            | \$61             | \$45             | \$44           | \$46            | \$76          |
| <b>DURATION OF VACANCY</b>                   |               |                  |                 |                  |                  |                |                 |               |
| <b>Year-round vacant for sale</b>            | <b>621</b>    | <b>465</b>       | <b>108</b>      | <b>357</b>       | <b>156</b>       | <b>99</b>      | <b>57</b>       | <b>472</b>    |
| Less than 2 months                           | 236           | 185              | 27              | 158              | 51               | 26             | 25              | 271           |
| 2 up to 6 months                             | 181           | 134              | 36              | 98               | 47               | 30             | 17              | 119           |
| 6 months or more                             | 204           | 146              | 45              | 101              | 58               | 43             | 15              | 82            |
| <b>Year-round vacant for rent</b>            | <b>1 485</b>  | <b>1 013</b>     | <b>204</b>      | <b>809</b>       | <b>472</b>       | <b>311</b>     | <b>161</b>      | <b>1 765</b>  |
| Less than 2 months                           | 865           | 614              | 105             | 509              | 251              | 169            | 82              | 1 315         |
| 2 up to 6 months                             | 340           | 200              | 49              | 151              | 140              | 86             | 54              | 241           |
| 6 months or more                             | 280           | 199              | 50              | 149              | 81               | 56             | 25              | 209           |

<sup>1</sup>Limited to one-family homes on less than 10 acres and no business on property.

<sup>2</sup>Excludes one-family homes on 10 acres or more.



Table 15. **Financial Characteristics for Standard Metropolitan Statistical Areas and Constituent Counties: 1970—Continued**

[For minimum base for derived figures (percent, median, etc.) and meaning of symbols, see text]

| Standard Metropolitan<br>Statistical Areas<br>Constituent Counties | Oklahoma City |                 |                  |                 | Tulsa    |              |              |              |
|--|---------------|-----------------|------------------|-----------------|----------|--------------|--------------|--------------|
|  | Total         | Canadian County | Cleveland County | Oklahoma County | Total    | Creek County | Osage County | Tulsa County |
| <b>VALUE</b>   |               |                 |                  |                 |          |              |              |              |
| Specified owner occupied <sup>1</sup>                              | 131 168       | 6 014           | 13 605           | 111 549         | 97 890   | 8 640        | 5 713        | 83 537       |
| Less than \$5,000  | 6 032         | 759             | 566              | 4 707           | 8 655    | 2 581        | 1 762        | 4 312        |
| \$5,000 to \$7,999   | 10 847        | 799             | 820              | 9 228           | 9 029    | 1 592        | 992          | 6 445        |
| \$7,500 to \$9,999   | 19 583        | 715             | 1 521            | 17 347          | 13 279   | 1 166        | 686          | 11 427       |
| \$10,000 to \$12,499   | 23 044        | 888             | 2 663            | 19 493          | 15 896   | 1 146        | 635          | 14 115       |
| \$12,500 to \$14,999   | 19 521        | 867             | 2 271            | 16 383          | 11 361   | 766          | 394          | 10 201       |
| \$15,000 to \$17,499   | 14 618        | 668             | 1 558            | 12 392          | 9 490    | 486          | 409          | 8 595        |
| \$17,500 to \$19,999   | 9 691         | 454             | 1 018            | 8 219           | 7 041    | 285          | 305          | 6 451        |
| \$20,000 to \$24,999   | 11 847        | 456             | 1 303            | 10 088          | 9 951    | 299          | 284          | 9 368        |
| \$25,000 to \$34,999   | 10 361        | 278             | 1 293            | 8 790           | 8 806    | 210          | 176          | 8 420        |
| \$35,000 to \$49,999   | 3 797         | 104             | 437              | 3 256           | 2 950    | 77           | 52           | 2 821        |
| \$50,000 or more   | 1 827         | 26              | 155              | 1 646           | 1 432    | 32           | 18           | 1 382        |
| Median   | \$13 300      | \$12 100        | \$13 900         | \$13 300        | \$13 000 | \$7 800      | \$7 900      | \$13 800     |
| Specified vacant for sale <sup>1</sup>                             | 2 631         | 131             | 397              | 2 103           | 1 710    | 127          | 117          | 1 466        |
| Less than \$5,000  | 199           | 28              | 19               | 152             | 210      | 53           | 49           | 108          |
| \$5,000 to \$9,999   | 676           | 21              | 48               | 607             | 331      | 29           | 38           | 264          |
| \$10,000 to \$14,999   | 875           | 33              | 138              | 704             | 457      | 28           | 14           | 415          |
| \$15,000 to \$19,999   | 398           | 19              | 70               | 309             | 301      | 9            | 10           | 282          |
| \$20,000 to \$24,999   | 182           | 16              | 45               | 121             | 151      | 4            | 3            | 144          |
| \$25,000 to \$34,999   | 179           | 10              | 49               | 120             | 190      | 3            | 2            | 185          |
| \$35,000 to \$49,999   | 83            | 3               | 25               | 55              | 43       | —            | —            | 42           |
| \$50,000 or more   | 39            | 1               | 3                | 35              | 27       | 1            | —            | 26           |
| Median price asked   | \$12 200      | \$12 400        | \$14 700         | \$11 900        | \$13 200 | \$6 300      | \$5 900      | \$14 200     |
| <b>With all plumbing facilities:</b>                               |               |                 |                  |                 |          |              |              |              |
| Specified owner occupied <sup>1</sup>                              | 129 837       | 5 873           | 13 480           | 110 484         | 96 118   | 8 060        | 5 463        | 82 595       |
| Less than \$5,000  | 5 340         | 664             | 509              | 4 167           | 7 497    | 2 120        | 1 565        | 3 812        |
| \$5,000 to \$9,999   | 30 120        | 1 492           | 2 316            | 26 312          | 21 925   | 2 662        | 1 645        | 17 618       |
| \$10,000 to \$14,999   | 42 394        | 1 748           | 4 906            | 35 740          | 27 148   | 1 898        | 1 020        | 24 230       |
| \$15,000 to \$19,999   | 24 235        | 1 116           | 2 570            | 20 549          | 16 472   | 768          | 706          | 14 998       |
| \$20,000 to \$24,999   | 11 814        | 451             | 1 298            | 10 065          | 9 925    | 295          | 283          | 9 347        |
| \$25,000 or more   | 15 934        | 402             | 1 881            | 13 651          | 13 151   | 317          | 244          | 12 590       |
| Median   | \$13 300      | \$12 200        | \$13 900         | \$13 300        | \$13 100 | \$8 400      | \$8 200      | \$13 900     |
| Specified vacant for sale <sup>1</sup>                             | 2 588         | 122             | 394              | 2 072           | 1 652    | 108          | 106          | 1 438        |
| Less than \$5,000  | 176           | 19              | 19               | 138             | 171      | 38           | 39           | 94           |
| \$5,000 to \$9,999   | 663           | 21              | 46               | 596             | 321      | 27           | 37           | 257          |
| \$10,000 to \$14,999   | 870           | 33              | 137              | 700             | 448      | 26           | 14           | 408          |
| \$15,000 to \$19,999   | 398           | 19              | 70               | 309             | 301      | 9            | 10           | 282          |
| \$20,000 to \$24,999   | 181           | 16              | 45               | 120             | 151      | 4            | 3            | 144          |
| \$25,000 or more   | 300           | 14              | 77               | 209             | 260      | 4            | 3            | 253          |
| Median price asked   | \$12 300      | \$13 100        | \$14 700         | \$12 000        | \$13 600 | \$7 000      | \$6 400      | \$14 400     |
| <b>CONTRACT RENT</b>   |               |                 |                  |                 |          |              |              |              |
| Specified renter occupied <sup>2</sup>                             | 65 991        | 2 159           | 8 269            | 55 563          | 48 722   | 3 746        | 2 394        | 42 582       |
| Less than \$30   | 1 285         | 126             | 129              | 1 030           | 1 372    | 321          | 245          | 806          |
| \$30 to \$39   | 3 310         | 212             | 274              | 2 824           | 2 706    | 593          | 462          | 1 651        |
| \$40 to \$59   | 13 088        | 643             | 1 130            | 11 315          | 9 545    | 1 182        | 730          | 7 633        |
| \$60 to \$79   | 16 238        | 473             | 1 974            | 13 791          | 10 736   | 826          | 376          | 9 534        |
| \$80 to \$99   | 8 098         | 137             | 879              | 7 082           | 5 934    | 255          | 157          | 5 522        |
| \$100 to \$119   | 5 875         | 111             | 1 280            | 4 484           | 4 033    | 110          | 46           | 3 877        |
| \$120 to \$149   | 7 695         | 210             | 1 222            | 6 263           | 5 014    | 51           | 16           | 4 947        |
| \$150 to \$199   | 5 866         | 53              | 944              | 4 869           | 5 031    | 14           | 17           | 5 000        |
| \$200 to \$249   | 1 226         | 4               | 129              | 1 093           | 1 075    | 2            | 1            | 1 072        |
| \$250 or more  | 553           | 1               | 13               | 539             | 697      | —            | 3            | 694          |
| No cash rent   | 2 757         | 189             | 295              | 2 273           | 2 579    | 392          | 341          | 1 846        |
| Median   | \$77          | \$60            | \$89             | \$76            | \$77     | \$53         | \$48         | \$82         |
| Specified vacant for rent <sup>2</sup>                             | 8 707         | 186             | 587              | 7 934           | 7 163    | 403          | 448          | 6 312        |
| Less than \$40   | 780           | 45              | 30               | 705             | 769      | 164          | 188          | 417          |
| \$40 to \$59   | 2 177         | 79              | 99               | 1 999           | 1 435    | 126          | 132          | 1 177        |
| \$60 to \$79   | 1 890         | 26              | 96               | 1 768           | 1 308    | 68           | 46           | 1 194        |
| \$80 to \$99   | 696           | 7               | 39               | 650             | 679      | 27           | 67           | 585          |
| \$100 to \$149   | 1 403         | 27              | 131              | 1 245           | 1 209    | 18           | 12           | 1 179        |
| \$150 to \$199   | 1 246         | 2               | 185              | 1 059           | 1 384    | —            | 2            | 1 382        |
| \$200 or more  | 515           | —               | 7                | 508             | 379      | —            | 1            | 378          |
| Median rent asked  | \$73          | \$52            | \$116            | \$73            | \$81     | \$46         | \$44         | \$89         |
| <b>With all plumbing facilities:</b>                               |               |                 |                  |                 |          |              |              |              |
| Specified renter occupied <sup>2</sup>                             | 63 531        | 2 059           | 8 098            | 53 374          | 46 601   | 3 320        | 2 246        | 41 035       |
| Less than \$40   | 3 609         | 291             | 321              | 2 997           | 3 277    | 700          | 633          | 1 944        |
| \$40 to \$59   | 12 123        | 615             | 1 076            | 10 432          | 8 840    | 1 072        | 709          | 7 059        |
| \$60 to \$79   | 15 997        | 468             | 1 963            | 13 566          | 10 468   | 802          | 368          | 9 298        |
| \$80 to \$99   | 8 048         | 137             | 877              | 7 034           | 5 880    | 251          | 155          | 5 474        |
| \$100 to \$149   | 13 505        | 318             | 2 494            | 10 693          | 9 015    | 161          | 60           | 8 794        |
| \$150 or more  | 7 623         | 58              | 1 086            | 6 479           | 6 774    | 16           | 21           | 6 737        |
| No cash rent   | 2 626         | 172             | 281              | 2 173           | 2 347    | 318          | 300          | 1 729        |
| Median   | \$78          | \$61            | \$90             | \$78            | \$79     | \$55         | \$49         | \$84         |
| Specified vacant for rent <sup>2</sup>                             | 8 174         | 162             | 566              | 7 446           | 6 763    | 335          | 406          | 6 022        |
| Less than \$40   | 541           | 31              | 20               | 490             | 609      | 122          | 152          | 335          |
| \$40 to \$59   | 1 974         | 69              | 92               | 1 813           | 1 268    | 109          | 130          | 1 029        |
| \$60 to \$79   | 1 833         | 26              | 96               | 1 711           | 1 258    | 60           | 45           | 1 153        |
| \$80 to \$99   | 687           | 7               | 39               | 641             | 669      | 26           | 67           | 576          |
| \$100 to \$149   | 1 386         | 27              | 128              | 1 231           | 1 198    | 18           | 9            | 1 171        |
| \$150 or more  | 1 753         | 2               | 191              | 1 560           | 1 761    | —            | 3            | 1 758        |
| Median rent asked  | \$76          | \$55            | \$119            | \$76            | \$85     | \$49         | \$46         | \$96         |
| <b>DURATION OF VACANCY</b>   |               |                 |                  |                 |          |              |              |              |
| Year-round vacant for sale   | 2 783         | 139             | 406              | 2 238           | 1 807    | 137          | 132          | 1 538        |
| Less than 2 months   | 813           | 69              | 162              | 582             | 688      | 18           | 17           | 653          |
| 2 up to 6 months   | 997           | 28              | 167              | 802             | 610      | 53           | 47           | 510          |
| 6 months or more   | 973           | 42              | 77               | 854             | 509      | 66           | 68           | 375          |
| Year-round vacant for rent   | 8 829         | 214             | 626              | 7 989           | 7 220    | 418          | 474          | 6 328        |
| Less than 2 months   | 5 502         | 111             | 407              | 4 984           | 4 262    | 197          | 101          | 3 964        |
| 2 up to 6 months   | 2 051         | 44              | 163              | 1 844           | 1 932    | 129          | 159          | 1 644        |
| 6 months or more   | 1 276         | 59              | 56               | 1 161           | 1 026    | 92           | 214          | 720          |

<sup>1</sup>Limited to one-family homes on less than 10 acres and no business on property.

<sup>2</sup>Excludes one-family homes on 10 acres or more.

Table 16. **Occupancy, Plumbing, and Financial Characteristics of Housing Units with Negro Head of Household, for Standard Metropolitan Statistical Areas and Constituent Counties: 1970**

[For minimum base for derived figures (percent, median, etc.) and meaning of symbols, see text]

| Standard Metropolitan Statistical Areas<br>Constituent Counties | Fort Smith |                  |                 |                  |                  |                | Lawton          |                 |
|---|------------|------------------|-----------------|------------------|------------------|----------------|-----------------|-----------------|
|   | Total      | Arkansas portion |                 |                  | Oklahoma portion |                |                 |                 |
|   |            | Total            | Crawford County | Sebastian County | Total            | LeFlore County | Sequoyah County | Camanche County |
| Total Negro population .....                                    | 6 741      | 4 869            | 490             | 4 379            | 1 872            | 1 017          | 855             | 11 224          |
| All occupied housing units .....                                | 1 949      | 1 441            | 160             | 1 281            | 508              | 279            | 229             | 2 547           |
| <b>POPULATION</b>   |            |                  |                 |                  |                  |                |                 |                 |
| Population in housing units .....                               | 6 619      | 4 774            | 485             | 4 289            | 1 845            | 1 004          | 841             | 9 409           |
| Per occupied unit .....   | 3.4        | 3.3              | 3.0             | 3.3              | 3.6              | 3.6            | 3.7             | 3.7             |
| Owner .....   | 3.4        | 3.2              | 3.0             | 3.3              | 3.8              | 3.8            | 3.8             | 3.8             |
| Renter .....  | 3.4        | 3.4              | 3.2             | 3.5              | 3.2              | 3.0            | 3.4             | 3.6             |
| <b>TENURE</b>   |            |                  |                 |                  |                  |                |                 |                 |
| Owner occupied .....  | 1 153      | 786              | 111             | 675              | 367              | 219            | 148             | 1 172           |
| Renter occupied .....   | 796        | 655              | 49              | 606              | 141              | 60             | 81              | 1 375           |
| <b>PLUMBING FACILITIES</b>                                      |            |                  |                 |                  |                  |                |                 |                 |
| With all plumbing facilities .....                              | 1 488      | 1 252            | 130             | 1 122            | 236              | 135            | 101             | 2 458           |
| Lacking some or all plumbing facilities .....                   | 461        | 189              | 30              | 159              | 272              | 144            | 128             | 89              |
| Lacking only hot water .....                                    | 43         | 30               | 7               | 23               | 13               | 9              | 4               | 15              |
| Lacking other plumbing facilities .....                         | 418        | 159              | 23              | 136              | 259              | 135            | 124             | 74              |
| <b>PIPED WATER IN STRUCTURE</b>                                 |            |                  |                 |                  |                  |                |                 |                 |
| Hot and cold .....  | 1 548      | 1 295            | 134             | 1 161            | 253              | 143            | 110             | 2 488           |
| Cold only .....   | 186        | 118              | 21              | 97               | 68               | 35             | 33              | 45              |
| None .....  | 215        | 28               | 5               | 23               | 187              | 101            | 86              | 14              |
| <b>FLUSH TOILET</b>   |            |                  |                 |                  |                  |                |                 |                 |
| For exclusive use of household .....                            | 1 632      | 1 348            | 149             | 1 199            | 284              | 158            | 126             | 2 508           |
| Also used by another household .....                            | 17         | 17               | -               | 17               | -                | -              | -               | 18              |
| None .....  | 300        | 76               | 11              | 65               | 224              | 121            | 103             | 21              |
| <b>BATHTUB OR SHOWER</b>  |            |                  |                 |                  |                  |                |                 |                 |
| For exclusive use of household .....                            | 1 531      | 1 282            | 137             | 1 145            | 249              | 144            | 105             | 2 474           |
| Also used by another household .....                            | 18         | 18               | -               | 18               | -                | -              | -               | 19              |
| None .....  | 400        | 141              | 23              | 118              | 259              | 135            | 124             | 54              |
| <b>COMPLETE KITCHEN FACILITIES</b>                              |            |                  |                 |                  |                  |                |                 |                 |
| For exclusive use of household .....                            | 1 644      | 1 351            | 148             | 1 203            | 293              | 168            | 125             | 2 478           |
| Also used by another household .....                            | 7          | 7                | 2               | 5                | -                | -              | -               | 4               |
| No complete kitchen facilities .....                            | 298        | 83               | 10              | 73               | 215              | 111            | 104             | 65              |
| <b>ACCESS</b>   |            |                  |                 |                  |                  |                |                 |                 |
| With direct access .....  | 1 949      | 1 441            | 160             | 1 281            | 508              | 279            | 229             | 2 545           |
| Lacking direct access .....                                     | -          | -                | -               | -                | -                | -              | -               | 2               |
| <b>VALUE</b>  |            |                  |                 |                  |                  |                |                 |                 |
| Specified owner occupied <sup>1</sup> .....                     | 1 029      | 756              | 101             | 655              | 273              | 160            | 113             | 1 113           |
| Less than \$5,000 .....   | 439        | 264              | 50              | 214              | 175              | 107            | 68              | 111             |
| \$5,000 to \$7,499 .....  | 295        | 226              | 16              | 210              | 69               | 37             | 32              | 125             |
| \$7,500 to \$9,999 .....  | 156        | 144              | 16              | 128              | 12               | 5              | 7               | 187             |
| \$10,000 to \$12,499 .....                                      | 78         | 72               | 15              | 57               | 6                | 3              | 3               | 213             |
| \$12,500 to \$14,999 .....                                      | 18         | 16               | 3               | 13               | 2                | 1              | 1               | 196             |
| \$15,000 to \$17,499 .....                                      | 15         | 11               | 1               | 10               | 4                | 3              | 1               | 130             |
| \$17,500 to \$19,999 .....                                      | 6          | 5                | -               | 5                | -                | -              | -               | 67              |
| \$20,000 to \$24,999 .....                                      | 8          | 5                | -               | 5                | 3                | 2              | 1               | 58              |
| \$25,000 to \$34,999 .....                                      | 5          | 5                | -               | 5                | -                | -              | -               | 16              |
| \$35,000 to \$49,999 .....                                      | 5          | 5                | -               | 5                | -                | -              | -               | 7               |
| \$50,000 or more .....  | 4          | 2                | -               | 2                | -                | -              | -               | 3               |
| Median .....  | \$5 600    | \$6 300          | \$5 100         | \$6 400          | \$5000-          | \$5000-        | \$5000-         | \$11 600        |
| With all plumbing facilities .....                              | 808        | 670              | 80              | 590              | 138              | 80             | 58              | 1 077           |
| Less than \$5,000 .....   | 277        | 199              | 33              | 166              | 78               | 44             | 34              | 90              |
| \$5,000 to \$9,999 .....  | 399        | 353              | 29              | 324              | 46               | 27             | 19              | 301             |
| \$10,000 to \$14,999 .....                                      | 95         | 87               | 17              | 70               | 8                | 4              | 4               | 409             |
| \$15,000 to \$19,999 .....                                      | 19         | 16               | 1               | 15               | 3                | 3              | -               | 194             |
| \$20,000 to \$24,999 .....                                      | 7          | 4                | -               | 4                | 3                | 2              | 1               | 57              |
| \$25,000 or more .....  | 11         | 11               | -               | 11               | -                | -              | -               | 28              |
| Median .....  | \$6 300    | \$6 600          | \$6 300         | \$6 600          | \$5000-          | \$5000-        | \$5000-         | \$11 700        |
| <b>CONTRACT RENT</b>  |            |                  |                 |                  |                  |                |                 |                 |
| Specified renter occupied <sup>2</sup> .....                    | 769        | 650              | 46              | 604              | 119              | 52             | 67              | 1 360           |
| Less than \$30 .....  | 248        | 224              | 26              | 198              | 24               | 8              | 16              | 109             |
| \$30 to \$39 .....  | 209        | 155              | 7               | 148              | 54               | 23             | 31              | 131             |
| \$40 to \$59 .....  | 181        | 171              | 7               | 164              | 10               | 5              | 5               | 260             |
| \$60 to \$79 .....  | 50         | 48               | 1               | 47               | 2                | 1              | 1               | 271             |
| \$80 to \$99 .....  | 3          | 3                | -               | 3                | -                | -              | -               | 192             |
| \$100 to \$119 .....  | 3          | 3                | -               | 3                | -                | -              | -               | 140             |
| \$120 to \$149 .....  | 1          | 1                | -               | 1                | -                | -              | -               | 60              |
| \$150 to \$199 .....  | -          | -                | -               | -                | -                | -              | -               | 8               |
| \$200 to \$249 .....  | -          | -                | -               | -                | -                | -              | -               | 2               |
| \$250 or more .....   | -          | -                | -               | -                | -                | -              | -               | -               |
| No cash rent .....  | 74         | 45               | 5               | 40               | 29               | 15             | 14              | 187             |
| Median .....  | \$35       | \$35             | \$30-           | \$36             | \$34             | \$35           | \$33            | \$66            |
| With all plumbing facilities .....                              | 607        | 555              | 40              | 515              | 52               | 28             | 24              | 1 309           |
| Less than \$40 .....  | 345        | 315              | 28              | 287              | 30               | 16             | 14              | 211             |
| \$40 to \$59 .....  | 168        | 158              | 7               | 151              | 10               | 5              | 5               | 249             |
| \$60 to \$79 .....  | 48         | 47               | 1               | 46               | 1                | -              | 1               | 289             |
| \$80 to \$99 .....  | 3          | 3                | -               | 3                | -                | -              | -               | 192             |
| \$100 to \$149 .....  | 4          | 4                | -               | 4                | -                | -              | -               | 199             |
| \$150 or more .....   | -          | -                | -               | -                | -                | -              | -               | 10              |
| No cash rent .....  | 39         | 28               | 4               | 24               | 11               | 7              | 4               | 179             |
| Median .....  | \$36       | \$36             | \$30-           | \$37             | \$37             | \$36           | \$37            | \$68            |

<sup>1</sup>Limited to one-family homes on less than 10 acres and no business on property.

<sup>2</sup>Excludes one-family homes on 10 acres or more.

Table 16. **Occupancy, Plumbing, and Financial Characteristics of Housing Units with Negro Head of Household, for Standard Metropolitan Statistical Areas and Constituent Counties: 1970—Continued**

[For minimum base for derived figures (percent, median, etc.) and meaning of symbols, see text]

| Standard Metropolitan Statistical Areas<br>Constituent Counties | Oklahoma City |                 |                  |                 | Tulsa   |              |              |              |
|---|---------------|-----------------|------------------|-----------------|---------|--------------|--------------|--------------|
|   | Total         | Canadian County | Cleveland County | Oklahoma County | Total   | Creek County | Osage County | Tulsa County |
| Total Negro population .....                                    | 54 267        | 999             | 524              | 52 744          | 39 328  | 2 412        | 872          | 36 044       |
| All occupied housing units .....                                | 15 451        | 253             | 105              | 15 093          | 11 842  | 766          | 285          | 10 791       |
| <b>POPULATION</b>   |               |                 |                  |                 |         |              |              |              |
| Population in housing units .....                               | 52 892        | 780             | 260              | 51 852          | 38 649  | 2 369        | 856          | 35 424       |
| Per occupied unit .....   | 3.4           | 3.1             | 2.5              | 3.4             | 3.3     | 3.1          | 3.0          | 3.3          |
| Owner .....   | 3.6           | 2.8             | 2.8              | 3.6             | 3.3     | 3.0          | 3.3          | 3.4          |
| Renter .....  | 3.2           | 3.5             | 2.4              | 3.2             | 3.2     | 3.2          | 2.7          | 3.2          |
| <b>TENURE</b>   |               |                 |                  |                 |         |              |              |              |
| Owner occupied .....  | 8 634         | 150             | 19               | 8 465           | 6 938   | 552          | 159          | 6 227        |
| Renter occupied .....   | 6 817         | 103             | 86               | 6 628           | 4 904   | 214          | 126          | 4 564        |
| <b>PLUMBING FACILITIES</b>                                      |               |                 |                  |                 |         |              |              |              |
| With all plumbing facilities .....                              | 14 366        | 200             | 95               | 14 071          | 10 867  | 420          | 248          | 10 199       |
| Lacking some or all plumbing facilities .....                   | 1 085         | 53              | 10               | 1 022           | 975     | 346          | 37           | 592          |
| Lacking only hot water .....                                    | 79            | 8               | 1                | 70              | 78      | 23           | 5            | 50           |
| Lacking other plumbing facilities .....                         | 1 006         | 45              | 9                | 952             | 897     | 323          | 32           | 542          |
| <b>PIPED WATER IN STRUCTURE</b>                                 |               |                 |                  |                 |         |              |              |              |
| Hot and cold .....  | 14 784        | 213             | 100              | 14 471          | 11 131  | 452          | 256          | 10 423       |
| Cold only .....   | 232           | 26              | 2                | 204             | 296     | 106          | 21           | 169          |
| None .....  | 435           | 14              | 3                | 418             | 415     | 208          | 8            | 199          |
| <b>FLUSH TOILET</b>   |               |                 |                  |                 |         |              |              |              |
| For exclusive use of household .....                            | 14 586        | 223             | 98               | 14 265          | 11 111  | 475          | 264          | 10 372       |
| Also used by another household .....                            | 253           | 6               | 1                | 246             | 151     | 8            | —            | 143          |
| None .....  | 612           | 24              | 6                | 582             | 580     | 283          | 21           | 276          |
| <b>BATHTUB OR SHOWER</b>  |               |                 |                  |                 |         |              |              |              |
| For exclusive use of household .....                            | 14 490        | 209             | 97               | 14 184          | 10 990  | 460          | 258          | 10 272       |
| Also used by another household .....                            | 267           | 7               | 1                | 259             | 153     | 7            | —            | 146          |
| None .....  | 694           | 37              | 7                | 650             | 699     | 299          | 27           | 373          |
| <b>COMPLETE KITCHEN FACILITIES</b>                              |               |                 |                  |                 |         |              |              |              |
| For exclusive use of household .....                            | 14 600        | 227             | 97               | 14 276          | 11 037  | 464          | 266          | 10 307       |
| Also used by another household .....                            | 67            | —               | —                | 67              | 34      | 4            | 1            | 29           |
| No complete kitchen facilities .....                            | 784           | 26              | 8                | 750             | 771     | 298          | 18           | 455          |
| <b>ACCESS</b>   |               |                 |                  |                 |         |              |              |              |
| With direct access .....  | 15 431        | 253             | 105              | 15 073          | 11 839  | 766          | 285          | 10 788       |
| Lacking direct access .....                                     | 20            | —               | —                | 20              | 3       | —            | —            | 3            |
| <b>VALUE</b>  |               |                 |                  |                 |         |              |              |              |
| Specified owner occupied <sup>1</sup> .....                     | 8 027         | 146             | 5                | 7 876           | 6 439   | 420          | 156          | 5 863        |
| Less than \$5,000 .....   | 903           | 85              | —                | 818             | 1 412   | 292          | 95           | 1 025        |
| \$5,000 to \$7,499 .....  | 1 200         | 46              | 1                | 1 153           | 1 477   | 69           | 31           | 1 377        |
| \$7,500 to \$9,999 .....  | 1 786         | 5               | —                | 1 781           | 1 767   | 28           | 10           | 1 729        |
| \$10,000 to \$12,499 .....                                      | 1 650         | 6               | —                | 1 644           | 1 070   | 16           | 3            | 1 051        |
| \$12,500 to \$14,999 .....                                      | 1 022         | 1               | 1                | 1 020           | 327     | 4            | 4            | 319          |
| \$15,000 to \$17,499 .....                                      | 681           | 1               | —                | 680             | 138     | —            | 7            | 126          |
| \$17,500 to \$19,999 .....                                      | 332           | 2               | —                | 330             | 78      | 2            | 2            | 74           |
| \$20,000 to \$24,999 .....                                      | 273           | —               | —                | 273             | 83      | 3            | —            | 78           |
| \$25,000 to \$34,999 .....                                      | 118           | —               | 2                | 116             | 47      | —            | 1            | 46           |
| \$35,000 to \$49,999 .....                                      | 47            | —               | 1                | 46              | 26      | —            | 1            | 24           |
| \$50,000 or more .....  | 15            | —               | —                | 15              | 14      | —            | —            | 14           |
| Median .....  | \$10 200      | \$5000—         | \$27 500         | \$10 300        | \$8 000 | \$5000—      | \$5000—      | \$8 300      |
| With all plumbing facilities .....                              | 7 541         | 117             | 5                | 7 419           | 5 999   | 260          | 133          | 5 606        |
| Less than \$5,000 .....   | 584           | 59              | —                | 525             | 1 096   | 151          | 72           | 873          |
| \$5,000 to \$9,999 .....  | 2 865         | 48              | 1                | 2 816           | 3 147   | 80           | 41           | 3 026        |
| \$10,000 to \$14,999 .....                                      | 2 648         | 7               | 1                | 2 640           | 1 382   | 19           | 7            | 1 356        |
| \$15,000 to \$19,999 .....                                      | 996           | 3               | —                | 993             | 210     | 6            | 9            | 195          |
| \$20,000 to \$24,999 .....                                      | 270           | —               | —                | 270             | 80      | 3            | 2            | 75           |
| \$25,000 or more .....  | 178           | —               | 3                | 175             | 84      | 1            | 2            | 81           |
| Median .....  | \$10 500      | \$5 000         | \$27 500         | \$10 600        | \$8 200 | \$5000—      | \$5000—      | \$8 400      |
| <b>CONTRACT RENT</b>  |               |                 |                  |                 |         |              |              |              |
| Specified renter occupied <sup>2</sup> .....                    | 6 631         | 101             | 83               | 6 447           | 4 749   | 191          | 125          | 4 433        |
| Less than \$30 .....  | 293           | 22              | 1                | 270             | 309     | 63           | 23           | 223          |
| \$30 to \$39 .....  | 716           | 31              | 13               | 682             | 764     | 63           | 19           | 682          |
| \$40 to \$59 .....  | 2 608         | 27              | 13               | 2 568           | 2 147   | 29           | 23           | 2 095        |
| \$60 to \$79 .....  | 1 597         | 1               | 26               | 1 570           | 970     | 4            | 5            | 961          |
| \$80 to \$99 .....  | 394           | 7               | 7                | 386             | 184     | —            | 46           | 138          |
| \$100 to \$119 .....  | 467           | —               | 15               | 452             | 147     | —            | 1            | 146          |
| \$120 to \$149 .....  | 279           | —               | 10               | 269             | 47      | —            | —            | 47           |
| \$150 to \$199 .....  | 85            | —               | 7                | 78              | 12      | —            | —            | 12           |
| \$200 to \$249 .....  | 10            | —               | 1                | 9               | 1       | —            | —            | 1            |
| \$250 or more .....   | 5             | —               | —                | 5               | —       | —            | —            | —            |
| No cash rent .....  | 177           | 19              | —                | 158             | 166     | 32           | 8            | 126          |
| Median .....  | \$57          | \$36            | \$75             | \$57            | \$51    | \$33         | \$48         | \$52         |
| With all plumbing facilities .....                              | 6 130         | 81              | 81               | 5 968           | 4 352   | 98           | 111          | 4 143        |
| Less than \$40 .....  | 759           | 45              | 3                | 711             | 808     | 57           | 31           | 720          |
| \$40 to \$59 .....  | 2 446         | 21              | 12               | 2 413           | 2 084   | 25           | 23           | 2 036        |
| \$60 to \$79 .....  | 1 551         | —               | 26               | 1 525           | 948     | 2            | 5            | 941          |
| \$80 to \$99 .....  | 391           | 1               | 7                | 383             | 183     | —            | 46           | 137          |
| \$100 to \$149 .....  | 741           | —               | 25               | 716             | 193     | —            | 1            | 192          |
| \$150 or more .....   | 100           | —               | 8                | 92              | 15      | —            | —            | 15           |
| No cash rent .....  | 142           | 14              | —                | 128             | 121     | 14           | 5            | 102          |
| Median .....  | \$58          | \$36            | \$78             | \$58            | \$52    | \$36         | \$50         | \$53         |

<sup>1</sup>Limited to one-family homes on less than 10 acres and no business on property.

<sup>2</sup>Excludes one-family homes on 10 acres or more.

Table 17. Utilization Characteristics of Housing Units With Negro Head of Household, for Standard Metropolitan Statistical Areas and Constituent Counties: 1970

[For minimum base for derived figures (percent, median, etc.) and meaning of symbols, see text]

| Standard Metropolitan Statistical Areas<br>Constituent Counties | Fort Smith |                  |                 |                  |                  |                |                 | Lowton          |
|---|------------|------------------|-----------------|------------------|------------------|----------------|-----------------|-----------------|
|   | Total      | Arkansas portion |                 |                  | Oklahoma portion |                |                 | Comanche County |
|   |            | Total            | Crawford County | Sebastian County | Total            | LeFlore County | Sequoyah County |                 |
| All occupied housing units .....                                | 1 949      | 1 441            | 160             | 1 281            | 508              | 279            | 229             | 2 547           |
| <b>UNITS IN STRUCTURE</b>                                       |            |                  |                 |                  |                  |                |                 |                 |
| 1 .....   | 1 684      | 1 182            | 141             | 1 041            | 502              | 275            | 227             | 1 826           |
| 2 or more .....   | 261        | 259              | 19              | 240              | 2                | 2              | -               | 674             |
| Mobile home or trailer .....                                    | 4          | -                | -               | -                | 4                | 2              | 2               | 47              |
| <b>ROOMS</b>  |            |                  |                 |                  |                  |                |                 |                 |
| <b>Owner occupied</b> .....                                     | 1 153      | 786              | 111             | 675              | 367              | 219            | 148             | 1 172           |
| 1 room .....  | 2          | 1                | -               | 1                | 1                | 1              | -               | -               |
| 2 rooms .....   | 9          | 1                | 1               | -                | 8                | 6              | 2               | 17              |
| 3 rooms .....   | 46         | 31               | 3               | 28               | 15               | 9              | 6               | 52              |
| 4 rooms .....   | 285        | 166              | 28              | 138              | 119              | 66             | 53              | 189             |
| 5 rooms .....   | 371        | 274              | 43              | 231              | 97               | 60             | 37              | 549             |
| 6 rooms .....   | 307        | 220              | 24              | 196              | 87               | 54             | 33              | 269             |
| 7 rooms .....   | 95         | 66               | 7               | 59               | 29               | 17             | 12              | 71              |
| 8 rooms .....   | 21         | 15               | 5               | 10               | 6                | 4              | 2               | 15              |
| 9 rooms or more .....   | 17         | 12               | -               | 12               | 5                | 2              | 3               | 10              |
| Median .....  | 5.1        | 5.2              | 5.0             | 5.2              | 4.9              | 5.0            | 4.9             | 5.1             |
| <b>Renter occupied</b> .....                                    | 796        | 655              | 49              | 606              | 141              | 60             | 81              | 1 375           |
| 1 room .....  | 20         | 18               | -               | 18               | 2                | 1              | 1               | 24              |
| 2 rooms .....   | 29         | 25               | 2               | 23               | 4                | 1              | 3               | 25              |
| 3 rooms .....   | 180        | 151              | 9               | 142              | 29               | 14             | 15              | 212             |
| 4 rooms .....   | 255        | 200              | 16              | 184              | 55               | 23             | 32              | 484             |
| 5 rooms .....   | 208        | 175              | 17              | 158              | 33               | 14             | 19              | 361             |
| 6 rooms .....   | 73         | 59               | 3               | 56               | 14               | 6              | 8               | 161             |
| 7 rooms .....   | 19         | 18               | 2               | 16               | 1                | 1              | -               | 44              |
| 8 rooms .....   | 10         | 7                | -               | 7                | 3                | -              | 3               | 10              |
| 9 rooms or more .....   | 2          | 2                | -               | 2                | -                | -              | -               | 4               |
| Median .....  | 4.2        | 4.2              | 4.3             | 4.2              | 4.1              | 4.1            | 4.2             | 4.3             |
| <b>PERSONS</b>  |            |                  |                 |                  |                  |                |                 |                 |
| <b>Owner occupied</b> .....                                     | 1 153      | 786              | 111             | 675              | 367              | 219            | 148             | 1 172           |
| 1 person .....  | 281        | 202              | 28              | 174              | 79               | 47             | 32              | 145             |
| 2 persons .....   | 317        | 227              | 37              | 190              | 90               | 57             | 33              | 259             |
| 3 persons .....   | 139        | 95               | 16              | 79               | 44               | 24             | 20              | 199             |
| 4 persons .....   | 110        | 70               | 9               | 61               | 40               | 27             | 13              | 186             |
| 5 persons .....   | 75         | 58               | 8               | 50               | 17               | 9              | 8               | 140             |
| 6 persons .....   | 67         | 34               | 2               | 32               | 33               | 17             | 16              | 92              |
| 7 persons .....   | 67         | 42               | 4               | 38               | 25               | 12             | 13              | 73              |
| 8 persons .....   | 46         | 30               | 4               | 26               | 16               | 12             | 4               | 44              |
| 9 persons or more .....   | 51         | 28               | 3               | 25               | 23               | 14             | 9               | 34              |
| Median .....  | 2.4        | 2.3              | 2.2             | 2.4              | 2.8              | 2.7            | 3.0             | 3.4             |
| <b>Renter occupied</b> .....                                    | 796        | 655              | 49              | 606              | 141              | 60             | 81              | 1 375           |
| 1 person .....  | 218        | 174              | 14              | 160              | 44               | 20             | 24              | 203             |
| 2 persons .....   | 159        | 133              | 10              | 123              | 26               | 13             | 13              | 304             |
| 3 persons .....   | 106        | 87               | 6               | 81               | 19               | 4              | 15              | 287             |
| 4 persons .....   | 88         | 71               | 5               | 64               | 17               | 9              | 8               | 186             |
| 5 persons .....   | 71         | 53               | 7               | 49               | 10               | 4              | 6               | 137             |
| 6 persons .....   | 62         | 31               | 2               | 32               | 9                | 5              | 4               | 103             |
| 7 persons .....   | 31         | 25               | 4               | 23               | 6                | 3              | 3               | 72              |
| 8 persons .....   | 32         | 27               | -               | 27               | 5                | 1              | 4               | 53              |
| 9 persons or more .....   | 29         | 24               | 1               | 23               | 5                | 1              | 4               | 30              |
| Median .....  | 2.7        | 2.7              | 2.6             | 2.7              | 2.5              | 2.3            | 2.7             | 3.1             |
| <b>PERSONS PER ROOM</b>   |            |                  |                 |                  |                  |                |                 |                 |
| <b>Owner occupied</b> .....                                     | 1 153      | 786              | 111             | 675              | 367              | 219            | 148             | 1 172           |
| 0.50 or less .....  | 634        | 454              | 69              | 385              | 180              | 108            | 72              | 447             |
| 0.51 to 0.75 .....  | 166        | 113              | 20              | 93               | 53               | 33             | 20              | 220             |
| 0.76 to 1.00 .....  | 149        | 103              | 8               | 95               | 46               | 27             | 19              | 283             |
| 1.01 to 1.50 .....  | 131        | 82               | 8               | 74               | 49               | 29             | 20              | 166             |
| 1.51 or more .....  | 73         | 34               | 6               | 28               | 39               | 22             | 17              | 54              |
| <b>Renter occupied</b> .....                                    | 796        | 655              | 49              | 606              | 141              | 60             | 81              | 1 375           |
| 0.50 or less .....  | 327        | 259              | 21              | 238              | 68               | 29             | 39              | 398             |
| 0.51 to 0.75 .....  | 115        | 94               | 7               | 87               | 21               | 8              | 13              | 336             |
| 0.76 to 1.00 .....  | 171        | 150              | 13              | 137              | 21               | 11             | 10              | 365             |
| 1.01 to 1.50 .....  | 117        | 104              | 7               | 97               | 13               | 8              | 5               | 198             |
| 1.51 or more .....  | 66         | 48               | 1               | 47               | 18               | 4              | 14              | 80              |
| <b>With all plumbing facilities</b>                             | 1 488      | 1 252            | 130             | 1 122            | 236              | 135            | 101             | 2 458           |
| <b>Owner occupied</b> .....                                     | 874        | 694              | 89              | 605              | 180              | 106            | 74              | 1 134           |
| 1.00 or less .....  | 733        | 592              | 78              | 514              | 141              | 87             | 54              | 918             |
| 1.01 to 1.50 .....  | 99         | 75               | 6               | 69               | 24               | 12             | 12              | 165             |
| 1.51 or more .....  | 42         | 27               | 5               | 22               | 15               | 7              | 8               | 51              |
| <b>Renter occupied</b> .....                                    | 614        | 558              | 41              | 517              | 56               | 29             | 27              | 1 324           |
| 1.00 or less .....  | 468        | 425              | 35              | 390              | 43               | 23             | 20              | 1 055           |
| 1.01 to 1.50 .....  | 104        | 96               | 6               | 90               | 8                | 5              | 3               | 194             |
| 1.51 or more .....  | 42         | 37               | -               | 37               | 5                | 1              | 4               | 75              |
| <b>TELEPHONE</b>  |            |                  |                 |                  |                  |                |                 |                 |
| Available .....   | 1 212      | 994              | 128             | 866              | 218              | 135            | 83              | 1 807           |
| None .....  | 737        | 447              | 32              | 415              | 290              | 144            | 146             | 740             |

Table 17. Utilization Characteristics of Housing Units With Negro Head of Household, for Standard Metropolitan Statistical Areas and Constituent Counties: 1970—Continued

(For minimum base for derived figures (percent, median, etc.) and meaning of symbols, see text)

| Standard Metropolitan Statistical Areas<br>Constituent Counties | Oklahoma City |                 |                  |                 | Tulsa  |              |              |              |
|---|---------------|-----------------|------------------|-----------------|--------|--------------|--------------|--------------|
|   | Total         | Canadian County | Cleveland County | Oklahoma County | Total  | Creek County | Osage County | Tulsa County |
| All occupied housing units .....                                | 15 451        | 253             | 105              | 15 093          | 11 842 | 766          | 285          | 10 791       |
| <b>UNITS IN STRUCTURE</b>                                       |               |                 |                  |                 |        |              |              |              |
| 1 .....   | 12 034        | 239             | 40               | 11 755          | 9 840  | 743          | 232          | 8 865        |
| 2 or more .....   | 3 360         | 13              | 64               | 3 283           | 1 973  | 21           | 51           | 1 901        |
| Mobile home or trailer .....                                    | 57            | 1               | 1                | 55              | 29     | 2            | 2            | 25           |
| <b>ROOMS</b>  |               |                 |                  |                 |        |              |              |              |
| <b>Owner occupied</b> .....                                     | 8 634         | 150             | 19               | 8 465           | 6 938  | 552          | 159          | 6 227        |
| 1 room .....  | 20            | —               | —                | 20              | 13     | 1            | 2            | 10           |
| 2 rooms .....   | 104           | 1               | —                | 103             | 53     | 12           | 5            | 36           |
| 3 rooms .....   | 299           | 12              | 2                | 285             | 327    | 35           | 6            | 286          |
| 4 rooms .....   | 1 404         | 33              | 4                | 1 367           | 1 319  | 176          | 36           | 1 107        |
| 5 rooms .....   | 3 293         | 43              | 5                | 3 245           | 2 767  | 171          | 57           | 2 539        |
| 6 rooms .....   | 2 415         | 44              | 5                | 2 366           | 1 675  | 104          | 37           | 1 534        |
| 7 rooms .....   | 763           | 12              | 2                | 749             | 550    | 42           | 12           | 496          |
| 8 rooms .....   | 221           | 4               | —                | 217             | 152    | 8            | 3            | 141          |
| 9 rooms or more .....   | 115           | 1               | 1                | 113             | 82     | 3            | 1            | 78           |
| Median .....  | 5.3           | 5.2             | 5.2              | 5.3             | 5.1    | 4.8          | 5.0          | 5.2          |
| <b>Renter occupied</b> .....                                    | 6 817         | 103             | 86               | 6 628           | 4 904  | 214          | 126          | 4 564        |
| 1 room .....  | 277           | 1               | 3                | 273             | 119    | 12           | —            | 107          |
| 2 rooms .....   | 445           | 5               | 14               | 426             | 189    | 12           | 6            | 171          |
| 3 rooms .....   | 1 471         | 23              | 16               | 1 432           | 1 093  | 50           | 20           | 1 023        |
| 4 rooms .....   | 2 106         | 31              | 41               | 2 034           | 1 438  | 59           | 59           | 1 320        |
| 5 rooms .....   | 1 541         | 23              | 7                | 1 511           | 1 318  | 43           | 36           | 1 239        |
| 6 rooms .....   | 688           | 15              | 5                | 668             | 568    | 27           | 3            | 538          |
| 7 rooms .....   | 203           | 3               | —                | 200             | 120    | 10           | 1            | 109          |
| 8 rooms .....   | 56            | 2               | —                | 54              | 45     | 1            | 1            | 43           |
| 9 rooms or more .....   | 30            | —               | —                | 30              | 14     | —            | —            | 14           |
| Median .....  | 4.1           | 4.2             | 3.7              | 4.1             | 4.2    | 4.1          | 4.1          | 4.2          |
| <b>PERSONS</b>  |               |                 |                  |                 |        |              |              |              |
| <b>Owner occupied</b> .....                                     | 8 634         | 150             | 19               | 8 465           | 6 938  | 552          | 159          | 6 227        |
| 1 person .....  | 1 266         | 43              | 7                | 1 216           | 1 323  | 153          | 50           | 1 120        |
| 2 persons .....   | 2 244         | 53              | 4                | 2 187           | 1 975  | 160          | 35           | 1 780        |
| 3 persons .....   | 1 372         | 15              | 5                | 1 352           | 1 031  | 60           | 18           | 953          |
| 4 persons .....   | 1 173         | 13              | 1                | 1 159           | 848    | 59           | 14           | 775          |
| 5 persons .....   | 910           | 3               | —                | 907             | 621    | 38           | 14           | 569          |
| 6 persons .....   | 643           | 13              | —                | 630             | 433    | 24           | 10           | 399          |
| 7 persons .....   | 430           | 5               | —                | 425             | 326    | 30           | 7            | 289          |
| 8 persons .....   | 341           | 2               | —                | 339             | 220    | 14           | 2            | 204          |
| 9 persons or more .....   | 255           | 3               | 2                | 250             | 161    | 14           | 9            | 138          |
| Median .....  | 3.1           | 2.1             | 2.1              | 3.1             | 2.7    | 2.3          | 2.3          | 2.7          |
| <b>Renter occupied</b> .....                                    | 6 817         | 103             | 86               | 6 628           | 4 904  | 214          | 126          | 4 564        |
| 1 person .....  | 1 861         | 30              | 26               | 1 805           | 1 352  | 72           | 36           | 1 244        |
| 2 persons .....   | 1 449         | 14              | 29               | 1 406           | 1 008  | 40           | 30           | 938          |
| 3 persons .....   | 1 104         | 16              | 17               | 1 071           | 798    | 25           | 30           | 743          |
| 4 persons .....   | 838           | 7               | 8                | 823             | 588    | 15           | 14           | 559          |
| 5 persons .....   | 542           | 13              | 1                | 528             | 407    | 14           | 8            | 385          |
| 6 persons .....   | 369           | 11              | 2                | 356             | 307    | 26           | 4            | 277          |
| 7 persons .....   | 295           | 6               | 1                | 288             | 208    | 10           | 2            | 196          |
| 8 persons .....   | 214           | 4               | 2                | 208             | 141    | 8            | 1            | 132          |
| 9 persons or more .....   | 145           | 2               | —                | 143             | 95     | 4            | 1            | 90           |
| Median .....  | 2.6           | 3.0             | 2.1              | 2.6             | 2.6    | 2.4          | 2.4          | 2.6          |
| <b>PERSONS PER ROOM</b>   |               |                 |                  |                 |        |              |              |              |
| <b>Owner occupied</b> .....                                     | 8 634         | 150             | 19               | 8 465           | 6 938  | 552          | 159          | 6 227        |
| 0.50 or less .....  | 4 034         | 100             | 12               | 3 922           | 3 615  | 322          | 89           | 3 204        |
| 0.51 to 0.75 .....  | 1 497         | 21              | 4                | 1 472           | 1 125  | 64           | 23           | 1 038        |
| 0.76 to 1.00 .....  | 1 726         | 17              | 2                | 1 707           | 1 270  | 87           | 23           | 1 160        |
| 1.01 to 1.50 .....  | 982           | 9               | —                | 973             | 689    | 53           | 15           | 621          |
| 1.51 or more .....  | 395           | 3               | 1                | 391             | 239    | 26           | 9            | 204          |
| <b>Renter occupied</b> .....                                    | 6 817         | 103             | 86               | 6 628           | 4 904  | 214          | 126          | 4 564        |
| 0.50 or less .....  | 2 666         | 44              | 42               | 2 580           | 2 049  | 97           | 62           | 1 890        |
| 0.51 to 0.75 .....  | 1 295         | 15              | 23               | 1 257           | 924    | 24           | 34           | 866          |
| 0.76 to 1.00 .....  | 1 580         | 17              | 16               | 1 547           | 1 091  | 46           | 15           | 1 030        |
| 1.01 to 1.50 .....  | 841           | 17              | 2                | 822             | 629    | 32           | 12           | 585          |
| 1.51 or more .....  | 435           | 10              | 3                | 422             | 211    | 15           | 3            | 193          |
| <b>With all plumbing facilities</b>                             | 14 366        | 200             | 95               | 14 071          | 10 867 | 420          | 248          | 10 199       |
| <b>Owner occupied</b> .....                                     | 8 072         | 119             | 14               | 7 939           | 6 378  | 314          | 136          | 5 928        |
| 1.00 or less .....  | 6 815         | 110             | 14               | 6 691           | 5 535  | 272          | 116          | 5 147        |
| 1.01 to 1.50 .....  | 907           | 6               | —                | 901             | 645    | 34           | 12           | 599          |
| 1.51 or more .....  | 350           | 3               | —                | 347             | 198    | 8            | 8            | 182          |
| <b>Renter occupied</b> .....                                    | 6 294         | 81              | 81               | 6 132           | 4 489  | 106          | 112          | 4 271        |
| 1.00 or less .....  | 5 111         | 61              | 77               | 4 973           | 3 701  | 81           | 98           | 3 522        |
| 1.01 to 1.50 .....  | 795           | 13              | 2                | 780             | 599    | 18           | 12           | 569          |
| 1.51 or more .....  | 388           | 7               | 2                | 379             | 189    | 7            | 2            | 180          |
| <b>TELEPHONE</b>  |               |                 |                  |                 |        |              |              |              |
| Available .....   | 11 453        | 177             | 78               | 11 198          | 8 938  | 479          | 194          | 8 265        |
| None .....  | 3 998         | 76              | 27               | 3 895           | 2 904  | 287          | 91           | 2 526        |

Table 18. **Occupancy, Plumbing, and Structural Characteristics for Places of 10,000 to 50,000 Inhabitants: 1970**

(For minimum base for derived figures (percent, median, etc.) and meaning of symbols, see text)

| Places   | Ada    | Altus  | Ardmore | Bartlesville | Bethany | Broken Arrow | Chickasha | Del City | Duncan | Durant | Edmond | El Reno | Enid   |
|--|--------|--------|---------|--------------|---------|--------------|-----------|----------|--------|--------|--------|---------|--------|
| <b>Total population</b> .....                  | 14 859 | 23 302 | 20 881  | 29 683       | 21 785  | 11 787       | 14 194    | 27 133   | 19 718 | 11 118 | 16 633 | 14 510  | 44 908 |
| <b>All housing units</b> .....                 | 6 112  | 7 449  | 8 280   | 11 633       | 6 871   | 3 681        | 5 558     | 8 416    | 7 854  | 4 424  | 5 458  | 5 047   | 16 701 |
| Vacant—seasonal and migratory.....             | 1      | 1      | 3       | —            | —       | —            | 3         | 1        | 3      | 1      | 2      | 3       | 8      |
| <b>All year-round housing units</b> .....      | 6 111  | 7 448  | 8 277   | 11 633       | 6 871   | 3 681        | 5 555     | 8 415    | 7 851  | 4 423  | 5 456  | 5 044   | 16 693 |
| <b>POPULATION</b>                              |        |        |         |              |         |              |           |          |        |        |        |         |        |
| <b>Population in housing units, 1970</b> ..... | 13 912 | 21 817 | 20 288  | 29 502       | 20 517  | 11 622       | 13 687    | 27 066   | 19 408 | 10 410 | 15 138 | 13 049  | 42 030 |
| Per occupied unit.....                         | 2.5    | 3.1    | 2.7     | 2.8          | 3.2     | 3.3          | 2.7       | 3.3      | 2.7    | 2.5    | 3.0    | 2.8     | 2.7    |
| Owner.....                                     | 2.5    | 3.0    | 2.7     | 3.0          | 3.4     | 3.4          | 2.6       | 3.4      | 2.7    | 2.5    | 3.1    | 2.8     | 2.8    |
| Renter.....                                    | 2.4    | 3.3    | 2.7     | 2.4          | 2.7     | 3.0          | 2.7       | 2.9      | 2.7    | 2.5    | 2.6    | 2.9     | 2.6    |
| <b>Population in housing units, 1960</b> ..... | 13 921 | 20 021 | 20 007  | 27 729       | 11 713  | 5 834        | 14 400    | 12 915   | 19 953 | 9 959  | 7 920  | 10 908  | 37 971 |
| Per occupied unit.....                         | 2.8    | 3.3    | 2.9     | 3.1          | 3.3     | 3.2          | 2.9       | 3.6      | 3.0    | 2.8    | 2.9    | 2.8     | 2.9    |
| <b>TENURE, RACE, AND VACANCY STATUS</b>        |        |        |         |              |         |              |           |          |        |        |        |         |        |
| <b>All occupied units</b> .....                | 5 595  | 6 974  | 7 535   | 10 414       | 6 476   | 3 550        | 5 143     | 8 140    | 7 143  | 4 135  | 5 131  | 4 684   | 15 348 |
| Owner occupied.....                            | 3 386  | 3 829  | 5 095   | 7 619        | 4 578   | 2 689        | 3 520     | 6 715    | 5 323  | 2 236  | 3 459  | 3 283   | 10 692 |
| Percent of all occupied.....                   | 60.5   | 54.9   | 67.6    | 73.2         | 70.7    | 75.7         | 68.4      | 82.5     | 74.5   | 54.1   | 67.4   | 70.1    | 69.7   |
| Cooperative or condominium.....                | 4      | 7      | 43      | 49           | —       | —            | 9         | —        | 5      | —      | 11     | —       | 34     |
| White.....                                     | 3 201  | 3 561  | 4 549   | 7 301        | 4 538   | 2 616        | 3 233     | 6 557    | 5 134  | 2 161  | 3 428  | 3 080   | 10 297 |
| Negro.....                                     | 106    | 237    | 439     | 161          | 1       | —            | 242       | 15       | 149    | —      | 3      | 149     | 337    |
| Renter occupied.....                           | 2 209  | 3 145  | 2 440   | 2 795        | 1 898   | 861          | 1 623     | 1 425    | 1 820  | 1 899  | 1 672  | 1 401   | 4 656  |
| White.....                                     | 2 040  | 2 737  | 2 007   | 2 562        | 1 872   | 827          | 1 434     | 1 381    | 1 711  | 1 804  | 1 635  | 1 215   | 4 338  |
| Negro.....                                     | 75     | 361    | 315     | 131          | 1       | 1            | 165       | 14       | 75     | 6      | 9      | 99      | 252    |
| <b>Vacant year-round units</b> .....           | 516    | 474    | 742     | 1 219        | 395     | 131          | 412       | 275      | 708    | 288    | 325    | 360     | 1 345  |
| For sale only.....                             | 80     | 85     | 103     | 333          | 48      | 50           | 57        | 118      | 204    | 21     | 49     | 50      | 231    |
| Homeowner vacancy rate.....                    | 2.3    | 2.2    | 2.0     | 4.2          | 1.0     | 1.8          | 1.6       | 1.7      | 3.7    | 0.9    | 1.4    | 1.5     | 2.1    |
| With all plumbing facilities.....              | 78     | 83     | 97      | 317          | 48      | 48           | 50        | 117      | 189    | 21     | 49     | 45      | 226    |
| For rent.....                                  | 289    | 176    | 373     | 569          | 247     | 37           | 205       | 83       | 230    | 144    | 180    | 136     | 726    |
| Rental vacancy rate.....                       | 11.6   | 5.3    | 13.3    | 16.9         | 11.5    | 4.1          | 11.2      | 5.5      | 11.2   | 7.0    | 9.7    | 8.8     | 13.5   |
| With all plumbing facilities.....              | 281    | 163    | 337     | 544          | 241     | 33           | 178       | 83       | 219    | 121    | 166    | 117     | 692    |
| Rented or sold, awaiting occupancy.....        | 28     | 75     | 48      | 54           | 36      | 26           | 28        | 18       | 50     | 21     | 43     | 28      | 92     |
| Held for occasional use.....                   | 29     | 13     | 37      | 26           | 6       | 8            | 12        | 8        | 45     | 52     | 5      | 12      | 46     |
| Other vacant.....                              | 90     | 125    | 181     | 237          | 58      | 10           | 110       | 48       | 179    | 50     | 48     | 134     | 250    |
| <b>All year-round housing units</b> .....      | 6 111  | 7 448  | 8 277   | 11 633       | 6 871   | 3 681        | 5 555     | 8 415    | 7 851  | 4 423  | 5 456  | 5 044   | 16 693 |
| <b>PLUMBING FACILITIES</b>                     |        |        |         |              |         |              |           |          |        |        |        |         |        |
| With all plumbing facilities.....              | 5 922  | 7 209  | 7 937   | 11 216       | 6 826   | 3 626        | 5 324     | 8 390    | 7 735  | 4 265  | 5 390  | 4 814   | 16 284 |
| Lacking some or all plumbing facilities.....   | 189    | 237    | 340     | 417          | 45      | 55           | 231       | 25       | 116    | 158    | 66     | 230     | 409    |
| Lacking only hot water.....                    | 21     | 30     | 49      | 36           | 7       | 9            | 41        | 7        | 40     | 29     | 5      | 19      | 27     |
| Lacking other plumbing facilities.....         | 168    | 209    | 291     | 381          | 38      | 46           | 190       | 18       | 76     | 129    | 61     | 211     | 382    |
| <b>PIPED WATER IN STRUCTURE</b>                |        |        |         |              |         |              |           |          |        |        |        |         |        |
| Hot and cold.....                              | 6 015  | 7 371  | 8 137   | 11 546       | 6 863   | 3 651        | 5 433     | 8 404    | 7 771  | 4 323  | 5 433  | 4 931   | 16 533 |
| Cold only.....                                 | 43     | 62     | 110     | 49           | 7       | 17           | 103       | 8        | 69     | 81     | 12     | 69      | 98     |
| None.....                                      | 33     | 15     | 30      | 18           | 1       | 13           | 19        | 3        | 11     | 19     | 11     | 44      | 64     |
| <b>FLUSH TOILET</b>                            |        |        |         |              |         |              |           |          |        |        |        |         |        |
| For exclusive use of household.....            | 5 989  | 7 302  | 8 086   | 11 513       | 6 844   | 3 649        | 5 452     | 8 406    | 7 824  | 4 325  | 5 419  | 4 895   | 16 408 |
| Also used by another household.....            | 59     | 106    | 146     | 70           | 24      | 12           | 53        | 3        | 2      | 39     | 14     | 59      | 148    |
| None.....                                      | 63     | 40     | 45      | 50           | 3       | 20           | 50        | 6        | 25     | 59     | 23     | 90      | 137    |
| <b>BATHTUB OR SHOWER</b>                       |        |        |         |              |         |              |           |          |        |        |        |         |        |
| For exclusive use of household.....            | 5 948  | 7 255  | 7 995   | 11 275       | 6 835   | 3 638        | 5 378     | 8 399    | 7 782  | 4 303  | 5 398  | 4 849   | 16 326 |
| Also used by another household.....            | 60     | 106    | 151     | 72           | 26      | 11           | 60        | 6        | 2      | 37     | 15     | 59      | 154    |
| None.....                                      | 103    | 87     | 131     | 286          | 10      | 32           | 117       | 10       | 67     | 83     | 43     | 136     | 213    |
| <b>COMPLETE KITCHEN FACILITIES</b>             |        |        |         |              |         |              |           |          |        |        |        |         |        |
| <b>All year-round units</b> .....              | 6 111  | 7 448  | 8 277   | 11 633       | 6 871   | 3 681        | 5 555     | 8 415    | 7 851  | 4 423  | 5 456  | 5 044   | 16 693 |
| For exclusive use of household.....            | 6 006  | 7 209  | 8 003   | 11 310       | 6 806   | 3 628        | 5 283     | 8 312    | 7 554  | 4 320  | 5 396  | 4 857   | 16 356 |
| Also used by another household.....            | 3      | 5      | 19      | 6            | 6       | 2            | 4         | —        | 2      | 7      | 3      | 5       | 3      |
| No complete kitchen facilities.....            | 102    | 234    | 255     | 317          | 59      | 51           | 268       | 103      | 295    | 96     | 57     | 182     | 334    |
| <b>Renter occupied</b> .....                   | 2 209  | 3 145  | 2 440   | 2 795        | 1 898   | 861          | 1 623     | 1 425    | 1 820  | 1 899  | 1 672  | 1 401   | 4 656  |
| For exclusive use of household.....            | 2 137  | 3 051  | 2 312   | 2 737        | 1 868   | 841          | 1 552     | 1 420    | 1 785  | 1 849  | 1 643  | 1 359   | 4 529  |
| Also used by another household.....            | 1      | 4      | 16      | 3            | 5       | 2            | 3         | —        | 2      | 3      | 2      | 2       | 2      |
| No complete kitchen facilities.....            | 71     | 90     | 112     | 55           | 25      | 18           | 68        | 5        | 33     | 47     | 27     | 40      | 125    |
| <b>ACCESS</b>                                  |        |        |         |              |         |              |           |          |        |        |        |         |        |
| With direct access.....                        | 6 111  | 7 448  | 8 277   | 11 631       | 6 866   | 3 680        | 5 552     | 8 415    | 7 849  | 4 422  | 5 455  | 5 042   | 16 690 |
| Lacking direct access.....                     | —      | —      | —       | 2            | 5       | 1            | 3         | —        | 2      | 1      | 1      | 2       | 3      |
| <b>UNITS IN STRUCTURE</b>                      |        |        |         |              |         |              |           |          |        |        |        |         |        |
| <b>All year-round units</b> .....              | 6 111  | 7 448  | 8 277   | 11 633       | 6 871   | 3 681        | 5 555     | 8 415    | 7 851  | 4 423  | 5 456  | 5 044   | 16 693 |
| 1.....   | 5 010  | 6 219  | 7 263   | 10 039       | 5 568   | 3 361        | 4 961     | 7 649    | 7 283  | 3 567  | 4 198  | 4 513   | 13 700 |
| 2 or more.....                                 | 1 065  | 897    | 911     | 1 435        | 1 235   | 276          | 549       | 592      | 510    | 758    | 1 075  | 496     | 2 584  |
| Mobile home or trailer.....                    | 36     | 332    | 103     | 159          | 68      | 44           | 45        | 174      | 58     | 98     | 183    | 35      | 409    |
| <b>Owner occupied</b> .....                    | 3 386  | 3 829  | 5 095   | 7 619        | 4 578   | 2 689        | 3 520     | 6 715    | 5 323  | 2 236  | 3 459  | 3 283   | 10 692 |
| 1.....   | 3 286  | 3 470  | 4 870   | 7 333        | 4 485   | 2 645        | 3 413     | 6 540    | 5 207  | 2 105  | 3 244  | 3 181   | 10 639 |
| 2 or more.....                                 | 75     | 98     | 132     | 148          | 41      | 16           | 71        | 25       | 60     | 60     | 50     | 67      | 239    |
| Mobile home or trailer.....                    | 25     | 261    | 93      | 138          | 52      | 28           | 36        | 150      | 56     | 71     | 165    | 35      | 374    |
| <b>Renter occupied</b> .....                   | 2 209  | 3 145  | 2 440   | 2 795        | 1 898   | 861          | 1 623     | 1 425    | 1 820  | 1 899  | 1 672  | 1 401   | 4 656  |
| 1.....   | 1 426  | 2 360  | 1 859   | 1 842        | 943     | 608          | 1 229     | 891      | 1 470  | 1 260  | 816    | 1 044   | 2 728  |
| 2 or more.....                                 | 772    | 714    | 571     | 932          | 939     | 237          | 385       | 510      | 348    | 612    | 838    | 357     | 1 893  |
| Mobile home or trailer.....                    | 11     | 71     | 10      | 21           | 16      | 16           | 9         | 24       | 2      | 27     | 18     | —       | 35     |
| <b>TELEPHONE</b>                               |        |        |         |              |         |              |           |          |        |        |        |         |        |
| <b>All occupied units</b> .....                | 5 595  | 6 974  | 7 535   | 10 414       | 6 476   | 3 550        | 5 143     | 8 140    | 7 143  | 4 135  | 5 131  | 4 684   | 15 348 |
| Available.....                                 | 4 747  | 6 179  | 6 371   | 9 544        | 6 064   | 3 240        | 4 350     | 7 734    | 6 333  | 3 267  | 4 755  | 4 124   | 13 765 |
| None.....                                      | 848    | 795    | 1 164   | 870          | 412     | 310          | 793       | 406      | 810    | 868    | 376    | 560     | 1 583  |

Table 18. **Occupancy, Plumbing, and Structural Characteristics for Places of 10,000 to 50,000 Inhabitants: 1970—Continued**

[For minimum base for derived figures (percent, median, etc.) and meaning of symbols, see text]

| Places   | Fort Sill (U) | McAlester | Miami  | Midwest City | Moore  | Muskogee | Okmulgee | Ponca City | Sand Springs | Sapulpa | Shownee | Stillwater | The Village |
|--|---------------|-----------|--------|--------------|--------|----------|----------|------------|--------------|---------|---------|------------|-------------|
| <b>Total population</b> -----                  | 21 217        | 18 802    | 13 880 | 48 114       | 18 761 | 37 331   | 15 180   | 25 940     | 11 519       | 15 159  | 25 075  | 31 126     | 13 695      |
| <b>All housing units</b> -----                 | 1 382         | 6 708     | 5 105  | 15 714       | 5 441  | 14 443   | 6 004    | 10 176     | 4 016        | 5 547   | 9 556   | 9 843      | 4 335       |
| Vacant—seasonal and migratory                  | —             | 1         | —      | 2            | 1      | 2        | 9        | 4          | —            | 1       | 151     | 3          | —           |
| <b>All year-round housing units</b> -----      | 1 382         | 6 707     | 5 105  | 15 712       | 5 440  | 14 441   | 5 995    | 10 172     | 4 016        | 5 546   | 9 405   | 9 840      | 4 335       |
| <b>POPULATION</b>                              |               |           |        |              |        |          |          |            |              |         |         |            |             |
| <b>Population in housing units, 1970</b> ----- | 6 098         | 16 287    | 12 823 | 47 778       | 18 714 | 36 189   | 13 881   | 25 630     | 11 359       | 14 935  | 23 091  | 23 931     | 13 695      |
| Per occupied unit-----                         | 4.5           | 2.7       | 2.7    | 3.2          | 3.6    | 2.7      | 2.7      | 2.8        | 3.0          | 2.8     | 2.6     | 2.6        | 3.2         |
| Owner-----                                     | ...           | 2.8       | 2.8    | 3.3          | 3.7    | 2.7      | 2.7      | 2.9        | 3.0          | 2.8     | 2.7     | 2.9        | 3.3         |
| Renter-----                                    | 4.5           | 2.7       | 2.5    | 3.0          | 3.2    | 2.7      | 2.7      | 2.5        | 2.9          | 2.8     | 2.6     | 2.4        | 3.2         |
| <b>Population in housing units, 1960</b> ----- | ...           | 15 291    | 12 631 | 35 902       | 1 783  | 36 982   | 15 370   | 24 233     | 7 742        | 14 157  | 23 312  | 19 485     | 12 118      |
| Per occupied unit-----                         | ...           | 2.8       | 2.9    | 3.6          | 3.4    | 2.9      | 2.9      | 3.0        | 3.0          | 3.0     | 2.8     | 2.9        | 3.7         |
| <b>TENURE, RACE, AND VACANCY STATUS</b>        |               |           |        |              |        |          |          |            |              |         |         |            |             |
| <b>All occupied units</b> -----                | 1 368         | 5 942     | 4 799  | 14 794       | 5 155  | 13 289   | 5 181    | 9 296      | 3 783        | 5 272   | 8 737   | 9 220      | 4 226       |
| Owner occupied-----                            | 1             | 4 185     | 3 335  | 10 871       | 4 323  | 8 866    | 3 426    | 6 692      | 2 624        | 3 625   | 6 215   | 4 185      | 3 502       |
| Percent of all occupied                        | 0.1           | 70.4      | 69.5   | 73.5         | 83.9   | 66.7     | 66.4     | 72.0       | 69.4         | 68.8    | 71.1    | 45.4       | 82.9        |
| Cooperative or condominium                     | —             | 8         | 5      | —            | —      | 7        | —        | —          | —            | 5       | 19      | 23         | —           |
| White-----                                     | 1             | 3 769     | 3 149  | 10 642       | 4 230  | 7 045    | 2 745    | 6 456      | 2 495        | 3 272   | 5 941   | 4 086      | 3 461       |
| Negro-----                                     | —             | 271       | —      | 21           | —      | 1 490    | 589      | 134        | 76           | 259     | 109     | 67         | —           |
| Renter occupied-----                           | 1 367         | 1 757     | 1 464  | 3 923        | 832    | 4 423    | 1 755    | 2 604      | 1 159        | 1 647   | 2 522   | 5 035      | 724         |
| White-----                                     | 1 143         | 1 503     | 1 344  | 3 771        | 816    | 3 364    | 1 238    | 2 400      | 1 063        | 1 440   | 2 258   | 4 713      | 715         |
| Negro-----                                     | 200           | 163       | 2      | 43           | —      | 789      | 360      | 99         | 61           | 109     | 112     | 141        | —           |
| <b>Vacant year-round units</b> -----           | 14            | 765       | 306    | 918          | 285    | 1 152    | 814      | 876        | 233          | 274     | 668     | 620        | 109         |
| For sale only-----                             | —             | 101       | 51     | 258          | 170    | 138      | 71       | 157        | 70           | 37      | 157     | 85         | 63          |
| Homeowner vacancy rate                         | —             | 2.4       | 1.5    | 2.3          | 3.8    | 1.5      | 2.0      | 2.3        | 2.6          | 1.0     | 2.5     | 2.0        | 1.8         |
| With all plumbing facilities                   | —             | 99        | 47     | 254          | 169    | 131      | 69       | 157        | 70           | 35      | 155     | 84         | 63          |
| For rent-----                                  | 13            | 371       | 112    | 503          | 54     | 622      | 547      | 447        | 106          | 139     | 275     | 370        | 16          |
| Rental vacancy rate                            | 0.9           | 17.4      | 7.1    | 11.4         | 6.1    | 12.3     | 23.8     | 14.7       | 8.4          | 7.8     | 9.8     | 6.8        | 2.2         |
| With all plumbing facilities                   | 13            | 336       | 71     | 500          | 54     | 543      | 510      | 441        | 84           | 109     | 249     | 336        | 16          |
| Rented or sold, awaiting occupancy             | —             | 71        | 19     | 50           | 18     | 74       | 39       | 51         | 12           | 7       | 45      | 38         | 19          |
| Held for occasional use                        | 1             | 30        | 17     | 33           | 11     | 66       | 27       | 42         | 8            | 8       | 33      | 30         | 2           |
| Other vacant                                   | —             | 192       | 107    | 74           | 32     | 252      | 130      | 179        | 41           | 83      | 158     | 97         | 9           |
| <b>All year-round housing units</b> -----      | 1 382         | 6 707     | 5 105  | 15 712       | 5 440  | 14 441   | 5 995    | 10 172     | 4 016        | 5 546   | 9 405   | 9 840      | 4 335       |
| <b>PLUMBING FACILITIES</b>                     |               |           |        |              |        |          |          |            |              |         |         |            |             |
| With all plumbing facilities-----              | 1 372         | 6 311     | 4 892  | 15 586       | 5 383  | 13 638   | 5 620    | 10 059     | 3 883        | 5 100   | 9 091   | 9 568      | 4 331       |
| Lacking some or all plumbing facilities        | 10            | 396       | 213    | 126          | 57     | 803      | 375      | 113        | 133          | 446     | 314     | 272        | 4           |
| Lacking only hot water                         | 2             | 48        | 13     | 26           | 6      | 75       | 74       | 11         | 14           | 27      | 35      | 8          | 2           |
| Lacking other plumbing facilities              | 8             | 348       | 200    | 100          | 51     | 728      | 301      | 102        | 119          | 419     | 279     | 264        | 2           |
| <b>PIPED WATER IN STRUCTURE</b>                |               |           |        |              |        |          |          |            |              |         |         |            |             |
| Hot and cold-----                              | 1 380         | 6 535     | 5 061  | 15 637       | 5 423  | 13 988   | 5 797    | 10 146     | 3 975        | 5 290   | 9 273   | 9 803      | 4 332       |
| Cold only-----                                 | 2             | 113       | 32     | 43           | 11     | 265      | 167      | 22         | 34           | 157     | 90      | 24         | 2           |
| None-----                                      | —             | 59        | 12     | 32           | 6      | 188      | 31       | 4          | 7            | 99      | 42      | 13         | 1           |
| <b>FLUSH TOILET</b>                            |               |           |        |              |        |          |          |            |              |         |         |            |             |
| For exclusive use of household-----            | 1 380         | 6 507     | 4 958  | 15 655       | 5 427  | 13 865   | 5 779    | 10 098     | 3 937        | 5 178   | 9 200   | 9 631      | 4 334       |
| Also used by another household                 | 2             | 80        | 121    | 1            | —      | 218      | 130      | 63         | 60           | 118     | 120     | 174        | —           |
| None-----                                      | —             | 120       | 26     | 56           | 13     | 358      | 86       | 11         | 19           | 250     | 85      | 35         | 1           |
| <b>BATHTUB OR SHOWER</b>                       |               |           |        |              |        |          |          |            |              |         |         |            |             |
| For exclusive use of household-----            | 1 376         | 6 376     | 4 910  | 15 621       | 5 391  | 13 754   | 5 700    | 10 073     | 3 902        | 5 162   | 9 147   | 9 581      | 4 333       |
| Also used by another household                 | —             | 86        | 136    | 1            | —      | 227      | 143      | 67         | 63           | 127     | 127     | 176        | —           |
| None-----                                      | 6             | 245       | 59     | 90           | 49     | 460      | 152      | 32         | 51           | 257     | 131     | 83         | 2           |
| <b>COMPLETE KITCHEN FACILITIES</b>             |               |           |        |              |        |          |          |            |              |         |         |            |             |
| <b>All year-round units</b> -----              | 1 382         | 6 707     | 5 105  | 15 712       | 5 440  | 14 441   | 5 995    | 10 172     | 4 016        | 5 546   | 9 405   | 9 840      | 4 335       |
| For exclusive use of household-----            | 1 381         | 6 456     | 4 972  | 15 594       | 5 252  | 13 838   | 5 778    | 10 023     | 3 966        | 5 298   | 9 219   | 9 598      | 4 315       |
| Also used by another household                 | 1             | 8         | 1      | 3            | 2      | 18       | 5        | 2          | 1            | 14      | 8       | 30         | —           |
| No complete kitchen facilities                 | —             | 243       | 132    | 115          | 186    | 585      | 212      | 147        | 49           | 234     | 178     | 212        | 20          |
| <b>Renter occupied</b> -----                   | 1 367         | 1 757     | 1 464  | 3 923        | 832    | 4 423    | 1 755    | 2 604      | 1 159        | 1 647   | 2 522   | 5 035      | 724         |
| For exclusive use of household-----            | 1 366         | 1 655     | 1 410  | 3 898        | 824    | 4 231    | 1 666    | 2 537      | 1 142        | 1 555   | 2 486   | 4 870      | 723         |
| Also used by another household                 | 1             | 6         | —      | 2            | 2      | 12       | 5        | 1          | 1            | 9       | 6       | 26         | —           |
| No complete kitchen facilities                 | —             | 96        | 54     | 23           | 6      | 180      | 84       | 66         | 16           | 83      | 30      | 139        | 1           |
| <b>ACCESS</b>                                  |               |           |        |              |        |          |          |            |              |         |         |            |             |
| With direct access-----                        | 1 381         | 6 698     | 5 105  | 15 710       | 5 440  | 14 438   | 5 992    | 10 169     | 4 016        | 5 545   | 9 403   | 9 839      | 4 335       |
| Lacking direct access                          | 1             | 9         | —      | 2            | —      | 3        | 3        | 3          | —            | 1       | 2       | 1          | —           |
| <b>UNITS IN STRUCTURE</b>                      |               |           |        |              |        |          |          |            |              |         |         |            |             |
| <b>All year-round units</b> -----              | 1 382         | 6 707     | 5 105  | 15 712       | 5 440  | 14 441   | 5 995    | 10 172     | 4 016        | 5 546   | 9 405   | 9 840      | 4 335       |
| 1-----   | 440           | 5 632     | 4 473  | 13 599       | 5 025  | 11 829   | 4 847    | 8 921      | 3 499        | 4 922   | 8 248   | 5 978      | 4 247       |
| 2 or more-----                                 | 942           | 1 049     | 581    | 1 564        | 352    | 2 510    | 1 100    | 1 204      | 490          | 600     | 1 057   | 3 392      | 85          |
| Mobile home or trailer-----                    | —             | 26        | 51     | 549          | 63     | 102      | 48       | 47         | 27           | 24      | 100     | 470        | 3           |
| <b>Owner occupied</b> -----                    | 1             | 4 185     | 3 335  | 10 871       | 4 323  | 8 866    | 3 426    | 6 692      | 2 624        | 3 625   | 6 215   | 4 185      | 3 502       |
| 1-----   | ...           | 4 062     | 3 242  | 10 357       | 4 250  | 8 520    | 3 318    | 6 554      | 2 533        | 3 539   | 5 991   | 3 620      | 3 494       |
| 2 or more-----                                 | ...           | 102       | 47     | 76           | 14     | 260      | 72       | 95         | 71           | 69      | 140     | 157        | 6           |
| Mobile home or trailer-----                    | ...           | 21        | 46     | 438          | 59     | 86       | 36       | 43         | 20           | 17      | 84      | 408        | 2           |
| <b>Renter occupied</b> -----                   | 1 367         | 1 757     | 1 464  | 3 923        | 832    | 4 423    | 1 755    | 2 604      | 1 159        | 1 647   | 2 522   | 5 035      | 724         |
| 1-----   | 437           | 1 086     | 1 011  | 2 695        | 532    | 2 607    | 1 098    | 1 791      | 805          | 1 188   | 1 714   | 2 010      | 644         |
| 2 or more-----                                 | 930           | 666       | 448    | 1 117        | 296    | 1 800    | 645      | 809        | 347          | 452     | 792     | 2 963      | 79          |
| Mobile home or trailer-----                    | —             | 5         | 5      | 111          | 4      | 16       | 12       | 4          | 7            | 7       | 16      | 62         | 1           |
| <b>TELEPHONE</b>                               |               |           |        |              |        |          |          |            |              |         |         |            |             |
| <b>All occupied units</b> -----                | 1 368         | 5 942     | 4 799  | 14 794       | 5 155  | 13 289   | 5 181    | 9 296      | 3 783        | 5 272   | 8 737   | 9 220      | 4 226       |
| Available-----                                 | 1 360         | 5 044     | 4 181  | 13 483       | 4 780  | 11 470   | 4 339    | 8 635      | 3 391        | 4 366   | 7 524   | 8 437      | 4 153       |
| None-----                                      | 8             | 898       | 618    | 1 311        | 375    | 1 819    | 842      | 661        | 392          | 906     | 1 213   | 783        | 73          |

Table 19. Utilization Characteristics for Places of 10,000 to 50,000 Inhabitants: 1970

[For minimum base for derived figures (percent, median, etc.) and meaning of symbols, see text]

| Places                              | Ada   | Altus | Ardmore | Bartlesville | Bethany | Broken Arrow | Chickasha | Del City | Duncan | Durant | Edmond | El Reno | Enid   |
|-------------------------------------|-------|-------|---------|--------------|---------|--------------|-----------|----------|--------|--------|--------|---------|--------|
| <b>ROOMS</b>                        |       |       |         |              |         |              |           |          |        |        |        |         |        |
| <b>All year-round units</b>         |       |       |         |              |         |              |           |          |        |        |        |         |        |
| 1 room                              | 6 111 | 7 448 | 8 277   | 11 633       | 6 871   | 3 681        | 5 555     | 8 415    | 7 851  | 4 423  | 5 456  | 5 044   | 16 693 |
| 2 rooms                             | 67    | 117   | 134     | 232          | 60      | 24           | 62        | 37       | 42     | 76     | 50     | 32      | 221    |
| 3 rooms                             | 239   | 264   | 203     | 279          | 163     | 35           | 169       | 61       | 149    | 234    | 193    | 104     | 439    |
| 4 rooms                             | 815   | 777   | 799     | 900          | 682     | 219          | 600       | 315      | 739    | 735    | 596    | 433     | 1 461  |
| 5 rooms                             | 1 423 | 1 985 | 2 063   | 1 891        | 1 424   | 650          | 1 244     | 1 753    | 2 120  | 1 151  | 1 100  | 1 084   | 4 221  |
| 6 rooms                             | 1 877 | 2 770 | 2 625   | 3 455        | 2 467   | 1 342        | 1 772     | 4 225    | 2 730  | 1 166  | 1 916  | 1 858   | 5 577  |
| 7 rooms                             | 1 153 | 1 128 | 1 654   | 2 983        | 1 475   | 1 047        | 1 136     | 1 612    | 1 445  | 672    | 1 027  | 1 010   | 2 999  |
| 8 rooms                             | 323   | 252   | 464     | 1 137        | 425     | 261          | 348       | 318      | 421    | 239    | 346    | 308     | 923    |
| 9 rooms or more                     | 127   | 98    | 189     | 479          | 119     | 70           | 116       | 76       | 137    | 102    | 146    | 122     | 375    |
| Median                              | 87    | 57    | 146     | 277          | 56      | 33           | 108       | 18       | 68     | 48     | 82     | 93      | 277    |
| Median                              | 4.8   | 4.7   | 4.9     | 5.2          | 4.9     | 5.2          | 4.9       | 5.0      | 4.8    | 4.5    | 4.9    | 5.0     | 4.8    |
| <b>Owner occupied</b>               |       |       |         |              |         |              |           |          |        |        |        |         |        |
| 1 room                              | 3 386 | 3 829 | 5 095   | 7 619        | 4 578   | 2 689        | 3 520     | 6 715    | 5 323  | 2 236  | 3 459  | 3 283   | 10 692 |
| 2 rooms                             | 2     | 2     | 6       | 11           | 4       | 4            | 5         | 3        | 12     | 5      | 5      | 1       | 18     |
| 3 rooms                             | 15    | 21    | 33      | 24           | 13      | 3            | 26        | 13       | 16     | 21     | 12     | 16      | 64     |
| 4 rooms                             | 101   | 133   | 189     | 123          | 39      | 40           | 147       | 51       | 169    | 110    | 74     | 108     | 346    |
| 5 rooms                             | 618   | 956   | 1 091   | 889          | 623     | 285          | 651       | 1 151    | 1 292  | 513    | 483    | 589     | 2 311  |
| 6 rooms                             | 1 352 | 1 796 | 2 423   | 2 045        | 1 100   | 1 282        | 1 282     | 3 648    | 2 052  | 749    | 1 507  | 1 336   | 4 134  |
| 7 rooms                             | 868   | 781   | 1 306   | 2 480        | 1 301   | 937          | 925       | 1 476    | 1 229  | 514    | 881    | 808     | 2 465  |
| 8 rooms                             | 247   | 204   | 392     | 983          | 390     | 233          | 294       | 286      | 369    | 197    | 304    | 258     | 786    |
| 9 rooms or more                     | 108   | 84    | 153     | 438          | 108     | 61           | 101       | 71       | 122    | 81     | 123    | 92      | 323    |
| Median                              | 75    | 43    | 129     | 248          | 53      | 26           | 89        | 16       | 62     | 46     | 70     | 75      | 245    |
| Median                              | 5.2   | 5.0   | 5.2     | 5.6          | 5.3     | 5.4          | 5.2       | 5.1      | 5.1    | 5.1    | 5.3    | 5.2     | 5.1    |
| <b>Renter occupied</b>              |       |       |         |              |         |              |           |          |        |        |        |         |        |
| 1 room                              | 2 209 | 3 145 | 2 440   | 2 795        | 1 898   | 861          | 1 623     | 1 425    | 1 820  | 1 899  | 1 672  | 1 401   | 4 656  |
| 2 rooms                             | 60    | 96    | 108     | 90           | 35      | 16           | 45        | 26       | 25     | 59     | 34     | 20      | 175    |
| 3 rooms                             | 187   | 193   | 128     | 194          | 132     | 26           | 110       | 48       | 102    | 171    | 164    | 66      | 272    |
| 4 rooms                             | 532   | 554   | 466     | 590          | 496     | 157          | 340       | 234      | 374    | 534    | 442    | 266     | 1 020  |
| 5 rooms                             | 674   | 878   | 761     | 767          | 669     | 334          | 495       | 502      | 630    | 582    | 525    | 388     | 1 541  |
| 6 rooms                             | 439   | 1 046 | 621     | 687          | 439     | 367          | 393       | 476      | 495    | 365    | 331    | 412     | 1 089  |
| 7 rooms                             | 236   | 317   | 269     | 331          | 161     | 84           | 171       | 107      | 146    | 129    | 126    | 171     | 391    |
| 8 rooms                             | 59    | 44    | 56      | 93           | 29      | 21           | 44        | 26       | 34     | 38     | 27     | 43      | 105    |
| 9 rooms or more                     | 15    | 13    | 23      | 25           | 6       | 7            | 11        | 4        | 11     | 19     | 13     | 24      | 41     |
| Median                              | 7     | 4     | 8       | 18           | 3       | 7            | 14        | 2        | 3      | 2      | 10     | 11      | 22     |
| Median                              | 4.0   | 4.3   | 4.2     | 4.2          | 3.9     | 4.2          | 4.1       | 4.3      | 4.1    | 3.8    | 3.9    | 4.4     | 4.1    |
| <b>Year-round vacant for sale</b>   |       |       |         |              |         |              |           |          |        |        |        |         |        |
| 1 to 3 rooms                        | 80    | 85    | 103     | 333          | 48      | 50           | 57        | 118      | 204    | 21     | 49     | 50      | 231    |
| 4 and 5 rooms                       | 7     | 1     | 8       | 10           | 5       | 3            | 12        | 12       | 30     | 3      | 5      | 4       | 18     |
| 6 and 7 rooms                       | 43    | 67    | 60      | 182          | 30      | 27           | 26        | 96       | 123    | 11     | 29     | 36      | 125    |
| 8 rooms or more                     | 26    | 10    | 30      | 128          | 9       | 20           | 17        | 21       | 48     | 5      | 12     | 8       | 79     |
| Median                              | 4     | 7     | 5       | 13           | 4       | 2            | 2         | 2        | 3      | 3      | 2      | 2       | 9      |
| Median                              | 5.2   | 4.9   | 5.1     | 5.3          | 4.9     | 5.3          | 5.0       | 4.9      | 4.8    | 5.1    | 5.0    | 4.8     | 5.2    |
| <b>Year-round vacant for rent</b>   |       |       |         |              |         |              |           |          |        |        |        |         |        |
| 1 room                              | 289   | 176   | 373     | 569          | 247     | 37           | 205       | 83       | 230    | 144    | 180    | 136     | 726    |
| 2 rooms                             | 4     | 15    | 16      | 95           | 10      | 2            | 7         | 6        | 11     | 11     | 8      | 11      | 21     |
| 3 rooms                             | 25    | 32    | 23      | 38           | 12      | 5            | 26        | 19       | 32     | 15     | 13     | 19      | 79     |
| 4 rooms                             | 136   | 51    | 94      | 140          | 124     | 11           | 72        | 24       | 94     | 64     | 51     | 19      | 225    |
| 5 rooms                             | 97    | 43    | 117     | 127          | 85      | 15           | 51        | 33       | 71     | 20     | 56     | 49      | 230    |
| 6 rooms                             | 16    | 28    | 103     | 120          | 13      | —            | 33        | 15       | 38     | 11     | 42     | 34      | 131    |
| 7 rooms or more                     | 11    | 7     | 20      | 49           | 3       | 4            | 16        | 5        | 8      | 6      | 8      | 10      | 40     |
| Median                              | 3.3   | 3.3   | 4.0     | 3.6          | 3.3     | 3.5          | 3.5       | 3.8      | 3.5    | 3.0    | 3.8    | 4.0     | 3.7    |
| <b>PERSONS</b>                      |       |       |         |              |         |              |           |          |        |        |        |         |        |
| <b>Owner occupied</b>               |       |       |         |              |         |              |           |          |        |        |        |         |        |
| 1 person                            | 3 386 | 3 829 | 5 095   | 7 619        | 4 578   | 2 689        | 3 520     | 6 715    | 5 323  | 2 236  | 3 459  | 3 283   | 10 692 |
| 2 persons                           | 781   | 637   | 1 106   | 1 021        | 371     | 243          | 800       | 460      | 912    | 525    | 444    | 677     | 2 067  |
| 3 persons                           | 1 334 | 1 232 | 1 920   | 2 582        | 1 206   | 698          | 1 360     | 1 740    | 2 063  | 870    | 1 028  | 1 185   | 3 806  |
| 4 persons                           | 508   | 633   | 728     | 1 373        | 872     | 522          | 500       | 1 415    | 888    | 367    | 623    | 504     | 1 656  |
| 5 persons                           | 418   | 661   | 699     | 1 441        | 1 113   | 608          | 384       | 1 608    | 819    | 256    | 712    | 437     | 1 577  |
| 6 persons                           | 222   | 376   | 359     | 763          | 651     | 404          | 260       | 905      | 423    | 132    | 401    | 276     | 939    |
| 7 persons                           | 87    | 158   | 170     | 302          | 259     | 133          | 121       | 400      | 135    | 58     | 175    | 123     | 419    |
| 8 persons                           | 22    | 72    | 71      | 84           | 74      | 34           | 58        | 121      | 51     | 13     | 54     | 43      | 132    |
| 9 persons or more                   | 11    | 43    | 29      | 35           | 20      | 24           | 23        | 50       | 19     | 12     | 20     | 24      | 63     |
| Median                              | 3     | 17    | 13      | 18           | 12      | 3            | 14        | 16       | 13     | 3      | 2      | 14      | 33     |
| Median                              | 2.2   | 2.6   | 2.3     | 2.7          | 3.3     | 3.3          | 2.2       | 3.3      | 2.3    | 2.2    | 2.9    | 2.3     | 2.4    |
| <b>Renter occupied</b>              |       |       |         |              |         |              |           |          |        |        |        |         |        |
| 1 person                            | 2 209 | 3 145 | 2 440   | 2 795        | 1 898   | 861          | 1 623     | 1 425    | 1 820  | 1 899  | 1 672  | 1 401   | 4 656  |
| 2 persons                           | 702   | 470   | 719     | 996          | 392     | 160          | 484       | 251      | 542    | 537    | 327    | 392     | 1 281  |
| 3 persons                           | 700   | 835   | 648     | 757          | 662     | 234          | 456       | 482      | 477    | 612    | 673    | 345     | 1 480  |
| 4 persons                           | 354   | 578   | 369     | 435          | 367     | 174          | 255       | 264      | 299    | 343    | 318    | 232     | 781    |
| 5 persons                           | 237   | 547   | 326     | 314          | 276     | 143          | 185       | 194      | 252    | 221    | 201    | 186     | 540    |
| 6 persons                           | 115   | 338   | 181     | 157          | 118     | 86           | 105       | 129      | 135    | 81     | 92     | 113     | 284    |
| 7 persons                           | 59    | 210   | 95      | 81           | 48      | 40           | 73        | 64       | 68     | 60     | 31     | 71      | 160    |
| 8 persons                           | 28    | 85    | 61      | 28           | 22      | 17           | 32        | 28       | 28     | 26     | 16     | 35      | 86     |
| 9 persons or more                   | 6     | 49    | 25      | 16           | 6       | 6            | 22        | 10       | 10     | 14     | 11     | 19      | 33     |
| Median                              | 8     | 33    | 16      | 11           | 4       | 1            | 11        | 3        | 9      | 5      | 3      | 8       | 11     |
| Median                              | 2.1   | 3.0   | 2.3     | 2.0          | 2.3     | 2.7          | 2.2       | 2.5      | 2.3    | 2.2    | 2.3    | 2.4     | 2.2    |
| <b>PERSONS PER ROOM</b>             |       |       |         |              |         |              |           |          |        |        |        |         |        |
| <b>Owner occupied</b>               |       |       |         |              |         |              |           |          |        |        |        |         |        |
| 0.50 or less                        | 3 386 | 3 829 | 5 095   | 7 619        | 4 578   | 2 689        | 3 520     | 6 715    | 5 323  | 2 236  | 3 459  | 3 283   | 10 692 |
| 0.51 to 0.75                        | 2 336 | 2 054 | 3 332   | 4 571        | 1 966   | 1 200        | 2 362     | 2 545    | 3 275  | 1 509  | 1 739  | 2 065   | 6 509  |
| 0.76 to 1.00                        | 550   | 697   | 864     | 1 638        | 1 126   | 665          | 541       | 1 658    | 996    | 408    | 821    | 583     | 1 924  |
| 1.01 to 1.50                        | 425   | 805   | 679     | 1 221        | 1 268   | 690          | 449       | 2 051    | 850    | 249    | 748    | 511     | 1 782  |
| 1.51 or more                        | 63    | 211   | 184     | 165          | 200     | 121          | 140       | 414      | 169    | 56     | 134    | 101     | 413    |
| Median                              | 12    | 62    | 36      | 24           | 18      | 13           | 28        | 47       | 33     | 14     | 17     | 23      | 64     |
| <b>Renter occupied</b>              |       |       |         |              |         |              |           |          |        |        |        |         |        |
| 0.50 or less                        | 2 209 | 3 145 | 2 440   | 2 795        | 1 898   | 861          | 1 623     | 1 425    | 1 820  | 1 899  | 1 672  | 1 401   | 4 656  |
| 0.51 to 0.75                        | 1 174 | 935   | 1 147   | 1 581        | 762     | 329          | 813       | 600      | 889    | 841    | 672    | 685     | 2 204  |
| 0.76 to 1.00                        | 520   | 744   | 477     | 575          | 599     | 229          | 329       | 371      | 402    | 503    | 537    | 299     | 1 151  |
| 1.01 to 1.50                        | 391   | 1 042 | 561     | 492          | 412     | 222          | 308       | 330      | 369    | 389    | 371    | 279     | 938    |
| 1.51 or more                        | 91    | 312   | 195     | 113          | 101     | 68           | 130       | 106      | 132    | 107    | 72     | 88      | 281    |
| Median                              | 33    | 112   | 60      | 34           | 24      | 13           | 43        | 18       | 28     | 59     | 20     | 50      | 82     |
| <b>With all plumbing facilities</b> |       |       |         |              |         |              |           |          |        |        |        |         |        |
| <b>Owner occupied</b>               |       |       |         |              |         |              |           |          |        |        |        |         |        |
| 1.00 or less                        | 3 332 | 3 771 | 4 996   | 7 388        | 4 571   | 2 466        | 4 978     | 8 118    | 7 069  | 4 009  | 5 084  | 4 513   | 15 008 |
| 1.01 to 1.50                        | 3 262 | 3 507 | 4 783   | 7 203        | 4 353   | 2 533        | 3 438     | 6 698    | 5 274  | 2 176  | 3 439  | 3 193   | 10 530 |
| 1.51 or more                        | 60    | 207   | 180     | 162          | 200     | 120          | 6 238     | 6 238    | 5 075  | 2 110  | 3 288  | 3 074   | 10 082 |
| Median                              | 10    | 57    | 33      | 23           | 18      | 13           | 23        | 47       | 32     | 13     | 17     | 23      | 58     |
| <b>Renter occupied</b>              |       |       |         |              |         |              |           |          |        |        |        |         |        |
| 1.00 or less                        | 2 093 | 3 000 | 2 278   | 2 670        | 1 870   | 841          | 1 540     | 1 420    | 1 793  | 1 833  | 1 645  | 1 320   | 4 458  |
| 1.01 to 1.50                        | 1 977 | 2 589 | 2 033   | 2 527        | 1 748   | 763          | 1 374     | 1 297    | 1 636  | 1 676  | 1 555  | 1 200   | 4 106  |
| 1.51 or more                        | 89    | 307   | 187     | 110          | 100     | 67           | 124       | 105      | 13     |        |        |         |        |



Table 19. Utilization Characteristics for Places of 10,000 to 50,000 Inhabitants: 1970—Continued

(For minimum base for derived figures (percent, median, etc.) and meaning of symbols, see text)

| Places                              | Fort Sill (U) | McAlester    | Miami        | Midwest City  | Moore        | Muskogee      | Oklmulgee    | Ponca City    | Sond Springs | Sapulpa      | Shawnee      | Stillwater   | The Village  |
|-------------------------------------|---------------|--------------|--------------|---------------|--------------|---------------|--------------|---------------|--------------|--------------|--------------|--------------|--------------|
| <b>ROOMS</b>                        |               |              |              |               |              |               |              |               |              |              |              |              |              |
| <b>All year-round units</b>         | <b>1 382</b>  | <b>6 707</b> | <b>5 105</b> | <b>15 712</b> | <b>5 440</b> | <b>14 441</b> | <b>5 995</b> | <b>10 172</b> | <b>4 016</b> | <b>5 546</b> | <b>9 405</b> | <b>9 840</b> | <b>4 335</b> |
| 1 room                              | 1             | 108          | 84           | 97            | 6            | 282           | 82           | 81            | 30           | 88           | 43           | 283          | 4            |
| 2 rooms                             | 5             | 180          | 191          | 174           | 38           | 493           | 207          | 218           | 95           | 182          | 253          | 399          | 4            |
| 3 rooms                             | 5             | 689          | 504          | 1 170         | 160          | 1 394         | 646          | 916           | 413          | 514          | 906          | 1 575        | 59           |
| 4 rooms                             | 361           | 1 567        | 1 152        | 3 713         | 590          | 3 033         | 1 321        | 1 947         | 841          | 1 246        | 2 103        | 2 642        | 536          |
| 5 rooms                             | 411           | 2 063        | 1 639        | 6 516         | 3 382        | 4 508         | 1 826        | 3 444         | 1 386        | 1 936        | 3 292        | 1 998        | 1 771        |
| 6 rooms                             | 329           | 1 380        | 1 012        | 3 098         | 1 023        | 2 962         | 1 247        | 2 238         | 864          | 1 083        | 1 915        | 1 652        | 1 541        |
| 7 rooms                             | 133           | 423          | 320          | 698           | 188          | 1 053         | 382          | 805           | 263          | 300          | 546          | 655          | 321          |
| 8 rooms                             | 77            | 177          | 119          | 183           | 39           | 414           | 168          | 332           | 88           | 124          | 210          | 225          | 80           |
| 9 rooms or more                     | 60            | 120          | 84           | 63            | 14           | 302           | 116          | 191           | 36           | 73           | 137          | 211          | 13           |
| Median                              | 5.3           | 4.9          | 4.9          | 4.9           | 5.1          | 4.9           | 4.9          | 5.1           | 5.0          | 4.9          | 4.9          | 4.4          | 5.4          |
| <b>Owner occupied</b>               | <b>1</b>      | <b>4 185</b> | <b>3 335</b> | <b>10 871</b> | <b>4 323</b> | <b>8 866</b>  | <b>3 426</b> | <b>6 692</b>  | <b>2 624</b> | <b>3 625</b> | <b>6 215</b> | <b>4 185</b> | <b>3 502</b> |
| 1 room                              | ...           | 5            | 3            | 9             | 1            | 11            | 4            | 7             | 5            | 6            | 12           | 7            | 3            |
| 2 rooms                             | ...           | 15           | 5            | 29            | 2            | 36            | 15           | 17            | 9            | 28           | 32           | 28           | 2            |
| 3 rooms                             | ...           | 136          | 123          | 166           | 21           | 224           | 93           | 111           | 64           | 119          | 204          | 165          | 5            |
| 4 rooms                             | ...           | 796          | 675          | 2 040         | 274          | 1 564         | 570          | 941           | 439          | 674          | 1 208        | 691          | 346          |
| 5 rooms                             | ...           | 1 496        | 1 232        | 5 146         | 2 913        | 3 251         | 1 225        | 2 520         | 1 045        | 1 513        | 2 481        | 1 240        | 1 410        |
| 6 rooms                             | ...           | 1 140        | 845          | 2 629         | 902          | 2 308         | 977          | 1 905         | 717          | 879          | 1 527        | 1 165        | 1 353        |
| 7 rooms                             | ...           | 354          | 274          | 622           | 165          | 860           | 301          | 709           | 241          | 244          | 467          | 519          | 295          |
| 8 rooms                             | ...           | 147          | 105          | 170           | 34           | 349           | 141          | 306           | 73           | 98           | 173          | 189          | 76           |
| 9 rooms or more                     | ...           | 96           | 73           | 60            | 11           | 263           | 100          | 176           | 31           | 64           | 111          | 181          | 12           |
| Median                              | ...           | 5.3          | 5.2          | 5.1           | 5.1          | 5.3           | 5.3          | 5.4           | 5.3          | 5.2          | 5.2          | 5.5          | 5.5          |
| <b>Renter occupied</b>              | <b>1 367</b>  | <b>1 757</b> | <b>1 464</b> | <b>3 923</b>  | <b>832</b>   | <b>4 423</b>  | <b>1 755</b> | <b>2 604</b>  | <b>1 159</b> | <b>1 647</b> | <b>2 522</b> | <b>5 035</b> | <b>724</b>   |
| 1 room                              | 1             | 93           | 59           | 78            | 4            | 165           | 58           | 67            | 13           | 62           | 26           | 226          | 1            |
| 2 rooms                             | 5             | 118          | 154          | 123           | 31           | 345           | 144          | 137           | 73           | 132          | 179          | 498          | 2            |
| 3 rooms                             | 5             | 401          | 323          | 753           | 118          | 983           | 399          | 586           | 290          | 337          | 578          | 1 263        | 50           |
| 4 rooms                             | 356           | 553          | 416          | 1 379         | 267          | 1 185         | 505          | 753           | 355          | 501          | 722          | 1 822        | 176          |
| 5 rooms                             | 407           | 353          | 327          | 1 126         | 302          | 998           | 369          | 722           | 256          | 357          | 607          | 653          | 299          |
| 6 rooms                             | 324           | 157          | 140          | 385           | 87           | 521           | 197          | 253           | 130          | 179          | 312          | 399          | 169          |
| 7 rooms                             | 133           | 50           | 29           | 63            | 18           | 152           | 53           | 67            | 22           | 48           | 61           | 118          | 22           |
| 8 rooms                             | 76            | 20           | 7            | 13            | 3            | 48            | 20           | 12            | 15           | 24           | 22           | 31           | 4            |
| 9 rooms or more                     | 60            | 12           | 9            | 3             | 2            | 26            | 10           | 7             | 5            | 7            | 15           | 25           | 1            |
| Median                              | 5.3           | 4.0          | 4.0          | 4.2           | 4.5          | 4.1           | 4.0          | 4.2           | 4.1          | 4.1          | 4.2          | 3.8          | 4.9          |
| <b>Year-round vacant for sale</b>   | <b>-</b>      | <b>101</b>   | <b>51</b>    | <b>258</b>    | <b>170</b>   | <b>138</b>    | <b>71</b>    | <b>157</b>    | <b>70</b>    | <b>37</b>    | <b>157</b>   | <b>85</b>    | <b>63</b>    |
| 1 to 3 rooms                        | -             | 2            | 5            | 5             | -            | 10            | 5            | 15            | 1            | 1            | 10           | 3            | -            |
| 4 and 5 rooms                       | -             | 59           | 32           | 199           | 142          | 78            | 40           | 90            | 63           | 24           | 103          | 32           | 41           |
| 6 and 7 rooms                       | -             | 34           | 15           | 54            | 27           | 40            | 21           | 45            | 6            | 11           | 34           | 45           | 22           |
| 8 rooms or more                     | -             | 6            | 4            | -             | 1            | 10            | 5            | 7             | -            | 1            | 10           | 5            | -            |
| Median                              | -             | 5.2          | 5.2          | 5.0           | 5.1          | 5.1           | 5.1          | 5.0           | 5.0          | 5.2          | 5.0          | 5.7          | 5.2          |
| <b>Year-round vacant for rent</b>   | <b>13</b>     | <b>371</b>   | <b>112</b>   | <b>503</b>    | <b>54</b>    | <b>622</b>    | <b>547</b>   | <b>447</b>    | <b>106</b>   | <b>139</b>   | <b>275</b>   | <b>370</b>   | <b>16</b>    |
| 1 room                              | -             | 6            | 19           | 4             | -            | 82            | 18           | 2             | 11           | 18           | 1            | 46           | -            |
| 2 rooms                             | -             | 34           | 22           | 14            | 2            | 93            | 32           | 40            | 10           | 16           | 28           | 49           | -            |
| 3 rooms                             | -             | 105          | 31           | 229           | 15           | 146           | 123          | 145           | 41           | 38           | 81           | 125          | 2            |
| 4 rooms                             | 5             | 124          | 17           | 177           | 28           | 152           | 190          | 157           | 30           | 33           | 88           | 78           | 2            |
| 5 rooms                             | 2             | 65           | 15           | 57            | 6            | 98            | 144          | 81            | 12           | 26           | 57           | 45           | 8            |
| 6 rooms or more                     | 6             | 37           | 8            | 22            | 3            | 51            | 40           | 22            | 2            | 8            | 20           | 27           | 4            |
| Median                              | 5.3           | 3.8          | 3.0          | 3.5           | 3.9          | 3.4           | 4.0          | 3.7           | 3.3          | 3.4          | 3.8          | 3.2          | 5.0          |
| <b>PERSONS</b>                      |               |              |              |               |              |               |              |               |              |              |              |              |              |
| <b>Owner occupied</b>               | <b>1</b>      | <b>4 185</b> | <b>3 335</b> | <b>10 871</b> | <b>4 323</b> | <b>8 866</b>  | <b>3 426</b> | <b>6 692</b>  | <b>2 624</b> | <b>3 625</b> | <b>6 215</b> | <b>4 185</b> | <b>3 502</b> |
| 1 person                            | ...           | 838          | 653          | 999           | 201          | 1 835         | 729          | 1 042         | 355          | 717          | 1 342        | 720          | 257          |
| 2 persons                           | ...           | 1 507        | 1 177        | 3 096         | 798          | 3 192         | 1 346        | 2 399         | 842          | 1 206        | 2 320        | 1 475        | 1 003        |
| 3 persons                           | ...           | 667          | 556          | 2 260         | 955          | 1 413         | 490          | 1 168         | 480          | 613          | 931          | 706          | 776          |
| 4 persons                           | ...           | 567          | 512          | 2 182         | 1 204        | 1 245         | 387          | 1 145         | 505          | 551          | 835          | 677          | 813          |
| 5 persons                           | ...           | 351          | 252          | 1 328         | 703          | 652           | 220          | 578           | 269          | 303          | 468          | 346          | 451          |
| 6 persons                           | ...           | 153          | 125          | 604           | 291          | 295           | 105          | 217           | 120          | 136          | 191          | 173          | 142          |
| 7 persons                           | ...           | 55           | 46           | 261           | 111          | 130           | 57           | 83            | 28           | 52           | 81           | 56           | 46           |
| 8 persons                           | ...           | 27           | 10           | 97            | 42           | 65            | 33           | 44            | 20           | 32           | 22           | 21           | 11           |
| 9 persons or more                   | ...           | 20           | 4            | 44            | 18           | 39            | 29           | 16            | 5            | 15           | 25           | 11           | 3            |
| Median                              | ...           | 2.3          | 2.4          | 3.1           | 3.7          | 2.3           | 2.2          | 2.5           | 2.7          | 2.4          | 2.3          | 2.4          | 3.1          |
| <b>Renter occupied</b>              | <b>1 367</b>  | <b>1 757</b> | <b>1 464</b> | <b>3 923</b>  | <b>832</b>   | <b>4 423</b>  | <b>1 755</b> | <b>2 604</b>  | <b>1 159</b> | <b>1 647</b> | <b>2 522</b> | <b>5 035</b> | <b>724</b>   |
| 1 person                            | 4             | 565          | 470          | 729           | 118          | 1 425         | 532          | 895           | 263          | 408          | 855          | 1 234        | 57           |
| 2 persons                           | 145           | 445          | 431          | 1 102         | 204          | 1 132         | 475          | 712           | 298          | 444          | 650          | 2 055        | 201          |
| 3 persons                           | 279           | 263          | 222          | 803           | 176          | 642           | 403          | 224           | 288          | 371          | 901          | 1 941        | 194          |
| 4 persons                           | 345           | 231          | 188          | 590           | 157          | 556           | 207          | 301           | 185          | 238          | 304          | 506          | 158          |
| 5 persons                           | 245           | 117          | 84           | 359           | 99           | 315           | 143          | 157           | 90           | 147          | 177          | 202          | 70           |
| 6 persons                           | 175           | 74           | 36           | 191           | 49           | 164           | 64           | 79            | 59           | 66           | 91           | 78           | 31           |
| 7 persons                           | 112           | 31           | 14           | 92            | 18           | 88            | 29           | 36            | 20           | 36           | 43           | 31           | 9            |
| 8 persons                           | 43            | 17           | 14           | 40            | 6            | 67            | 26           | 12            | 8            | 13           | 17           | 19           | 1            |
| 9 persons or more                   | 19            | 14           | 5            | 17            | 5            | 34            | 10           | 9             | 12           | 7            | 14           | 9            | 3            |
| Median                              | 4.2           | 2.2          | 2.1          | 2.7           | 3.0          | 2.2           | 2.2          | 2.1           | 2.6          | 2.4          | 2.1          | 2.1          | 3.0          |
| <b>PERSONS PER ROOM</b>             |               |              |              |               |              |               |              |               |              |              |              |              |              |
| <b>Owner occupied</b>               | <b>1</b>      | <b>4 185</b> | <b>3 335</b> | <b>10 871</b> | <b>4 323</b> | <b>8 866</b>  | <b>3 426</b> | <b>6 692</b>  | <b>2 624</b> | <b>3 625</b> | <b>6 215</b> | <b>4 185</b> | <b>3 502</b> |
| 0.50 or less                        | ...           | 2 645        | 2 073        | 4 812         | 1 226        | 5 762         | 2 358        | 4 115         | 1 391        | 2 123        | 4 016        | 2 579        | 1 689        |
| 0.51 to 0.75                        | ...           | 713          | 647          | 2 505         | 1 056        | 1 535         | 498          | 1 333         | 569          | 687          | 1 044        | 891          | 886          |
| 0.76 to 1.00                        | ...           | 635          | 497          | 2 764         | 1 688        | 1 212         | 408          | 1 033         | 546          | 605          | 954          | 607          | 820          |
| 1.01 to 1.50                        | ...           | 162          | 99           | 685           | 317          | 292           | 111          | 178           | 97           | 178          | 154          | 93           | 97           |
| 1.51 or more                        | ...           | 30           | 19           | 105           | 36           | 65            | 51           | 33            | 21           | 38           | 47           | 15           | 10           |
| <b>Renter occupied</b>              | <b>1 367</b>  | <b>1 757</b> | <b>1 464</b> | <b>3 923</b>  | <b>832</b>   | <b>4 423</b>  | <b>1 755</b> | <b>2 604</b>  | <b>1 159</b> | <b>1 647</b> | <b>2 522</b> | <b>5 035</b> | <b>724</b>   |
| 0.50 or less                        | 243           | 812          | 715          | 1 498         | 269          | 2 185         | 797          | 1 409         | 467          | 676          | 1 354        | 2 361        | 271          |
| 0.51 to 0.75                        | 348           | 366          | 317          | 1 048         | 225          | 846           | 381          | 571           | 289          | 374          | 493          | 1 471        | 240          |
| 0.76 to 1.00                        | 602           | 398          | 323          | 955           | 237          | 963           | 391          | 469           | 262          | 410          | 477          | 987          | 180          |
| 1.01 to 1.50                        | 157           | 129          | 79           | 346           | 93           | 288           | 143          | 127           | 109          | 133          | 153          | 165          | 29           |
| 1.51 or more                        | 17            | 52           | 30           | 76            | 8            | 141           | 43           | 28            | 32           | 54           | 45           | 51           | 4            |
| <b>With all plumbing facilities</b> | <b>1 358</b>  | <b>5 625</b> | <b>4 645</b> | <b>14 689</b> | <b>5 105</b> | <b>12 657</b> | <b>4 873</b> | <b>9 195</b>  | <b>3 679</b> | <b>4 888</b> | <b>8 471</b> | <b>8 991</b> | <b>4 222</b> |
| <b>Owner occupied</b>               | <b>...</b>    | <b>4 011</b> | <b>3 290</b> | <b>10 789</b> | <b>4 281</b> | <b>8 535</b>  | <b>3 306</b> | <b>6 661</b>  | <b>2 587</b> | <b>3 426</b> | <b>6 095</b> | <b>4 141</b> | <b>1 689</b> |
| 1.00 or less                        | ...           | 3 842        | 3 175        | 10 009        | 3 932        | 8 216         | 3 163        | 6 451         | 2 473        | 3 244        | 5 905        | 4 035        | 3 392        |
| 1.01 to 1.50                        | ...           | 147          | 98           | 678           | 314          | 267           | 104          | 178           | 96           | 154          | 150          | 91           |              |

Table 20. Financial Characteristics for Places of 10,000 to 50,000 Inhabitants: 1970

[For minimum base for derived figures (percent, median, etc.) and meaning of symbols, see text]

| Places                                       | Ada      | Altus    | Ardmore  | Bartlesville | Bethany  | Broken Arrow | Chickasha | Del City | Duncan   | Durant   | Edmond   | El Reno | Enid     |
|--|----------|----------|----------|--------------|----------|--------------|-----------|----------|----------|----------|----------|---------|----------|
| <b>VALUE</b>                                 |          |          |          |              |          |              |           |          |          |          |          |         |          |
| <b>Specified owner occupied<sup>1</sup></b>  | 3 238    | 3 413    | 4 692    | 7 253        | 4 429    | 2 537        | 3 354     | 6 491    | 5 100    | 2 054    | 3 074    | 2 968   | 9 877    |
| Less than \$5,000                            | 594      | 492      | 914      | 567          | 32       | 121          | 877       | 67       | 848      | 525      | 93       | 539     | 937      |
| \$5,000 to \$7,999                           | 531      | 372      | 738      | 597          | 199      | 153          | 624       | 320      | 765      | 368      | 172      | 571     | 1 307    |
| \$7,500 to \$9,999                           | 495      | 568      | 737      | 826          | 609      | 209          | 496       | 1 305    | 892      | 283      | 327      | 447     | 1 478    |
| \$10,000 to \$12,499                         | 404      | 652      | 657      | 1 036        | 583      | 343          | 442       | 1 157    | 805      | 260      | 423      | 433     | 1 484    |
| \$12,500 to \$14,999                         | 302      | 416      | 413      | 877          | 671      | 464          | 281       | 1 467    | 469      | 155      | 365      | 298     | 1 177    |
| \$15,000 to \$17,499                         | 230      | 280      | 331      | 714          | 648      | 382          | 195       | 1 159    | 341      | 120      | 438      | 221     | 919      |
| \$17,500 to \$19,999                         | 169      | 212      | 214      | 588          | 557      | 293          | 138       | 543      | 218      | 78       | 374      | 153     | 731      |
| \$20,000 to \$24,999                         | 208      | 190      | 291      | 887          | 637      | 428          | 153       | 391      | 308      | 108      | 404      | 161     | 828      |
| \$25,000 to \$34,999                         | 197      | 145      | 251      | 880          | 367      | 116          | 88        | 65       | 260      | 98       | 332      | 89      | 656      |
| \$35,000 to \$49,999                         | 80       | 60       | 92       | 233          | 99       | 26           | 40        | 12       | 129      | 45       | 117      | 43      | 227      |
| \$50,000 or more                             | 28       | 26       | 54       | 48           | 27       | 2            | 20        | 5        | 65       | 14       | 29       | 13      | 133      |
| Median                                       | \$10 000 | \$11 100 | \$9 900  | \$14 200     | \$15 500 | \$14 900     | \$8 400   | \$13 200 | \$10 100 | \$8 700  | \$15 900 | \$9 600 | \$12 000 |
| <b>Specified vacant for sale<sup>1</sup></b> | 78       | 82       | 98       | 323          | 47       | 48           | 47        | 118      | 187      | 20       | 45       | 48      | 217      |
| Less than \$5,000                            | 15       | 12       | 16       | 50           | 2        | 5            | 16        | 1        | 62       | 4        | 6        | 23      | 35       |
| \$5,000 to \$9,999                           | 28       | 26       | 27       | 82           | 13       | 10           | 17        | 50       | 57       | 5        | 6        | 16      | 53       |
| \$10,000 to \$14,999                         | 18       | 21       | 26       | 102          | 16       | 8            | 7         | 41       | 24       | 2        | 11       | 6       | 47       |
| \$15,000 to \$19,999                         | 8        | 18       | 11       | 43           | 4        | 12           | 1         | 2        | 13       | 1        | 9        | 2       | 22       |
| \$20,000 to \$24,999                         | 3        | 2        | 14       | 17           | 4        | 9            | 5         | 2        | 11       | 2        | 4        | 1       | 18       |
| \$25,000 to \$34,999                         | 5        | 3        | 4        | 22           | 5        | 3            | 1         | —        | 16       | 6        | 7        | —       | 38       |
| \$35,000 to \$49,999                         | 1        | —        | —        | 4            | 3        | 1            | —         | —        | 3        | —        | 2        | —       | 5        |
| \$50,000 or more                             | —        | —        | —        | 1            | —        | —            | —         | —        | 1        | —        | —        | —       | 4        |
| Median price asked                           | \$9 300  | \$10 500 | \$11 000 | \$11 300     | \$11 900 | \$15 300     | \$6 400   | \$11 400 | \$8 200  | \$11 300 | \$14 800 | \$5 200 | \$12 200 |
| <b>With all plumbing facilities:</b>         |          |          |          |              |          |              |           |          |          |          |          |         |          |
| <b>Specified owner occupied<sup>1</sup></b>  | 3 189    | 3 367    | 4 610    | 7 040        | 4 422    | 2 517        | 3 281     | 6 479    | 5 056    | 2 001    | 3 066    | 2 896   | 9 738    |
| Less than \$5,000                            | 564      | 456      | 847      | 540          | 31       | 105          | 818       | 66       | 814      | 476      | 88       | 489     | 851      |
| \$5,000 to \$9,999                           | 1 015    | 934      | 1 394    | 1 394        | 805      | 359          | 1 111     | 1 622    | 1 651    | 648      | 498      | 1 007   | 2 765    |
| \$10,000 to \$14,999                         | 704      | 1 065    | 1 065    | 1 874        | 1 253    | 807          | 719       | 2 622    | 1 273    | 415      | 787      | 729     | 2 648    |
| \$15,000 to \$19,999                         | 397      | 492      | 545      | 1 266        | 1 204    | 675          | 332       | 1 700    | 556      | 198      | 811      | 370     | 1 445    |
| \$20,000 to \$24,999                         | 207      | 190      | 289      | 854          | 637      | 427          | 153       | 388      | 308      | 107      | 404      | 157     | 825      |
| \$25,000 or more                             | 302      | 230      | 397      | 1 112        | 492      | 144          | 148       | 81       | 454      | 157      | 478      | 144     | 1 016    |
| Median                                       | \$10 100 | \$11 100 | \$10 000 | \$14 200     | \$15 500 | \$14 900     | \$8 500   | \$13 200 | \$10 200 | \$8 900  | \$15 900 | \$9 700 | \$12 100 |
| <b>Specified vacant for sale<sup>1</sup></b> | 74       | 81       | 93       | 309          | 47       | 46           | 44        | 117      | 173      | 20       | 45       | 44      | 212      |
| Less than \$5,000                            | 14       | 11       | 13       | 46           | 2        | 3            | 14        | 1        | 49       | 4        | 6        | 19      | 30       |
| \$5,000 to \$9,999                           | 27       | 26       | 26       | 82           | 13       | 10           | 16        | 50       | 57       | 5        | 6        | 16      | 53       |
| \$10,000 to \$14,999                         | 18       | 21       | 25       | 101          | 16       | 8            | 7         | 41       | 23       | 2        | 11       | 6       | 47       |
| \$15,000 to \$19,999                         | 8        | 18       | 11       | 41           | 4        | 12           | 1         | 24       | 13       | 1        | 9        | 2       | 22       |
| \$20,000 to \$24,999                         | 3        | 2        | 14       | 16           | 4        | 9            | 5         | 1        | 11       | 2        | 4        | 1       | 18       |
| \$25,000 or more                             | 6        | 3        | 4        | 23           | 8        | 4            | 1         | —        | 20       | 6        | 9        | —       | 42       |
| Median price asked                           | \$9 500  | \$10 600 | \$11 300 | \$11 100     | \$11 900 | \$15 600     | \$6 700   | \$11 300 | \$8 600  | \$11 300 | \$14 800 | \$5 700 | \$12 500 |
| <b>CONTRACT RENT</b>                         |          |          |          |              |          |              |           |          |          |          |          |         |          |
| <b>Specified renter occupied<sup>2</sup></b> | 2 202    | 3 125    | 2 407    | 2 784        | 1 879    | 822          | 1 616     | 1 420    | 1 811    | 1 888    | 1 614    | 1 282   | 4 641    |
| Less than \$30                               | 131      | 78       | 163      | 110          | 20       | 19           | 100       | 11       | 79       | 71       | 30       | 93      | 143      |
| \$30 to \$39                                 | 468      | 178      | 495      | 239          | 35       | 17           | 325       | 25       | 308      | 528      | 26       | 155     | 285      |
| \$40 to \$59                                 | 809      | 618      | 674      | 666          | 253      | 171          | 550       | 95       | 603      | 549      | 207      | 455     | 1 200    |
| \$60 to \$79                                 | 392      | 705      | 528      | 444          | 188      | 188          | 319       | 282      | 400      | 346      | 361      | 295     | 1 204    |
| \$80 to \$99                                 | 195      | 332      | 169      | 341          | 267      | 122          | 113       | 166      | 132      | 107      | 356      | 67      | 627      |
| \$100 to \$119                               | 58       | 245      | 76       | 207          | 152      | 114          | 34        | 189      | 38       | 147      | 128      | 32      | 336      |
| \$120 to \$149                               | 39       | 141      | 63       | 209          | 234      | 118          | 50        | 525      | 60       | 36       | 259      | 59      | 334      |
| \$150 to \$199                               | 11       | 77       | 45       | 168          | 369      | 26           | 14        | 70       | 43       | 9        | 151      | 23      | 241      |
| \$200 to \$249                               | —        | 3        | 11       | 20           | 34       | —            | 1         | —        | 15       | —        | 18       | 2       | 36       |
| \$250 or more                                | —        | —        | 14       | 6            | 6        | —            | —         | —        | —        | —        | 6        | —       | 9        |
| No cash rent                                 | 99       | 745      | 181      | 142          | 65       | 47           | 110       | 54       | 133      | 95       | 72       | 101     | 224      |
| Median                                       | \$49     | \$69     | \$54     | \$68         | \$90     | \$79         | \$52      | \$111    | \$55     | \$49     | \$85     | \$55    | \$68     |
| <b>Specified vacant for rent<sup>2</sup></b> | 289      | 174      | 372      | 568          | 247      | 36           | 205       | 83       | 229      | 143      | 179      | 132     | 735      |
| Less than \$40                               | 125      | 35       | 116      | 87           | 10       | 3            | 84        | 1        | 71       | 53       | 9        | 34      | 108      |
| \$40 to \$59                                 | 115      | 63       | 89       | 175          | 23       | 6            | 74        | 8        | 80       | 33       | 21       | 64      | 263      |
| \$60 to \$79                                 | 33       | 57       | 52       | 119          | 7        | 4            | 31        | 16       | 51       | 24       | 15       | 16      | 242      |
| \$80 to \$99                                 | 10       | 9        | 19       | 71           | 10       | 4            | 5         | 5        | 7        | 1        | 12       | 1       | 46       |
| \$100 to \$149                               | 4        | 11       | 11       | 73           | 8        | 14           | 10        | 50       | 5        | 32       | 57       | 16      | 50       |
| \$150 to \$199                               | 2        | 1        | 42       | 74           | 2        | —            | 1         | —        | 14       | —        | 63       | 1       | 16       |
| \$200 or more                                | —        | —        | 35       | 2            | —        | —            | —         | —        | 1        | —        | 2        | —       | —        |
| Median rent asked                            | \$42     | \$57     | \$56     | \$63         | \$135    | \$85         | \$45      | \$119    | \$51     | \$49     | \$135    | \$49    | \$59     |
| <b>With all plumbing facilities:</b>         |          |          |          |              |          |              |           |          |          |          |          |         |          |
| <b>Specified renter occupied<sup>2</sup></b> | 2 086    | 2 980    | 2 247    | 2 660        | 1 851    | 807          | 1 533     | 1 415    | 1 784    | 1 822    | 1 592    | 1 205   | 4 443    |
| Less than \$40                               | 534      | 206      | 557      | 298          | 50       | 29           | 383       | 34       | 373      | 560      | 47       | 211     | 329      |
| \$40 to \$59                                 | 785      | 547      | 632      | 636          | 244      | 166          | 526       | 95       | 597      | 529      | 204      | 428     | 1 141    |
| \$60 to \$79                                 | 383      | 694      | 527      | 652          | 438      | 188          | 317       | 281      | 394      | 344      | 357      | 290     | 1 187    |
| \$80 to \$99                                 | 182      | 332      | 166      | 332          | 266      | 122          | 113       | 165      | 107      | 107      | 355      | 67      | 625      |
| \$100 to \$149                               | 96       | 386      | 139      | 407          | 383      | 232          | 84        | 713      | 98       | 183      | 385      | 89      | 668      |
| \$150 or more                                | 11       | 83       | 58       | 199          | 407      | 25           | 15        | 73       | 58       | 9        | 175      | 25      | 285      |
| No cash rent                                 | 95       | 732      | 168      | 136          | 63       | 45           | 95        | 54       | 132      | 90       | 69       | 95      | 208      |
| Median                                       | \$50     | \$70     | \$56     | \$69         | \$91     | \$80         | \$53      | \$111    | \$55     | \$50     | \$86     | \$56    | \$70     |
| <b>Specified vacant for rent<sup>2</sup></b> | 281      | 163      | 336      | 543          | 241      | 33           | 178       | 83       | 218      | 120      | 165      | 113     | 691      |
| Less than \$40                               | 122      | 30       | 95       | 73           | 10       | 2            | 66        | 1        | 66       | 33       | 3        | 24      | 92       |
| \$40 to \$59                                 | 113      | 56       | 77       | 168          | 18       | 5            | 74        | 8        | 75       | 31       | 20       | 55      | 254      |
| \$60 to \$79                                 | 32       | 56       | 49       | 117          | 29       | 6            | 30        | 16       | 51       | 24       | 13       | 16      | 234      |
| \$80 to \$99                                 | 8        | 9        | 19       | 71           | 10       | 4            | 5         | 5        | 7        | 1        | 12       | 1       | 45       |
| \$100 to \$149                               | 4        | 11       | 11       | 72           | 98       | 14           | 10        | 50       | 4        | 31       | 57       | 16      | 50       |
| \$150 or more                                | 2        | 1        | 85       | 42           | 76       | 2            | 1         | 3        | 15       | —        | 60       | 1       | 16       |
| Median rent asked                            | \$42     | \$59     | \$59     | \$64         | \$135    | \$89         | \$47      | \$119    | \$52     | \$57     | \$136    | \$52    | \$60     |
| <b>DURATION OF VACANCY</b>                   |          |          |          |              |          |              |           |          |          |          |          |         |          |
| <b>Year-round vacant for sale</b>            | 80       | 85       | 103      | 333          | 48       | 50           | 57        | 118      | 204      | 21       | 49       | 50      | 211      |
| Less than 2 months                           | 22       | 48       | 33       | 55           | 24       | 20           | 16        | 35       | 58       | 9        | 29       | 7       | 86       |
| 2 up to 6 months                             | 28       | 19       | 45       | 80           | 11       | 21           | 18        | 41       | 56       | 7        | 11       | 17      | 80       |
| 6 months or more                             | 30       | 18       | 25       | 198          | 13       | 9            | 23        | 42       | 90       | 5        | 9        | 26      | 65       |
| <b>Year-round vacant for rent</b>            | 289      | 174      | 373      | 569          | 247      | 37           | 205       | 83       | 230      | 144      | 180      | 136     | 714      |
| Less than 2 months                           | 239      | 106      | 218      | 284          | 183      | 25           | 128       | 64       | 122      | 82       | 107      | 75      | 433      |
| 2 up to 6 months                             | 38       | 31       | 82       | 135          | 53       | 8            | 45        | 13       | 53       | 48       | 64       | 28      | 175      |
| 6 months or more                             | 12       | 39       | 73       | 150          | 11       | 4            | 32        | 6        | 55       | 14       | 9        | 33      | 118      |

<sup>1</sup>Limited to one-family homes on less than 10 acres and no business on property.

<sup>2</sup>Excludes one-family homes on 10 acres or more.

Table 20. Financial Characteristics for Places of 10,000 to 50,000 Inhabitants: 1970—Continued

(For minimum base for derived figures (percent, median, etc.) and meaning of symbols, see text)

| Places                                 | Fort Sill (U) | McAlester | Miami    | Midwest City | Moore   | Muskogee | Okmulgee | Ponca City | Sand Springs | Sapulpa | Shawnee  | Stillwater | The Village |
|--|---------------|-----------|----------|--------------|---------|----------|----------|------------|--------------|---------|----------|------------|-------------|
| <b>VALUE</b>                           |               |           |          |              |         |          |          |            |              |         |          |            |             |
| Specified owner occupied <sup>1</sup>  | 3 982         | 3 166     | 10 200   | 4 165        | 8 333   | 3 272    | 6 454    | 2 494      | 3 477        | 5 830   | 3 542    | 3 469      |             |
| Less than \$5,000                      | 601           | 378       | 245      | 53           | 1 486   | 919      | 377      | 188        | 618          | 1 277   | 192      | 5          |             |
| \$5,000 to \$7,499                     | 707           | 556       | 616      | 73           | 1 453   | 725      | 592      | 231        | 572          | 1 113   | 263      | 172        |             |
| \$7,500 to \$9,999                     | 647           | 573       | 1 895    | 474          | 1 416   | 507      | 791      | 433        | 573          | 1 012   | 298      | 10         |             |
| \$10,000 to \$14,999                   | 615           | 537       | 2 226    | 1 532        | 1 132   | 370      | 879      | 517        | 632          | 761     | 341      | 668        |             |
| \$12,500 to \$14,999                   | 413           | 359       | 1 881    | 971          | 727     | 242      | 830      | 381        | 446          | 466     | 339      | 539        |             |
| \$15,000 to \$17,499                   | 279           | 248       | 1 178    | 491          | 626     | 168      | 642      | 273        | 248          | 362     | 369      | 658        |             |
| \$17,500 to \$19,999                   | 219           | 158       | 703      | 234          | 406     | 89       | 523      | 183        | 133          | 240     | 344      | 475        |             |
| \$20,000 to \$24,999                   | 239           | 195       | 860      | 224          | 433     | 104      | 767      | 178        | 119          | 261     | 531      | 679        |             |
| \$25,000 to \$34,999                   | 171           | 104       | 494      | 95           | 376     | 91       | 667      | 84         | 80           | 214     | 569      | 327        |             |
| \$35,000 to \$49,999                   | 71            | 38        | 73       | 14           | 187     | 47       | 302      | 21         | 41           | 92      | 243      | 55         |             |
| \$50,000 or more                       | 20            | 20        | 29       | 4            | 91      | 10       | 84       | 5          | 15           | 32      | 53       | 5          |             |
| Median                                 | \$10 100      | \$10 400  | \$12 700 | \$12 400     | \$9 700 | \$7 500  | \$14 300 | \$11 900   | \$9 900      | \$8 800 | \$17 300 | \$16 600   |             |
| Specified vacant for sale <sup>1</sup> | 96            | 49        | 256      | 168          | 125     | 68       | 142      | 70         | 36           | 146     | 74       | 62         |             |
| Less than \$5,000                      | 7             | 10        | 7        | 1            | 26      | 24       | 34       | 1          | 2            | 49      | 3        | 42         |             |
| \$5,000 to \$9,999                     | 49            | 14        | 68       | 2            | 43      | 17       | 37       | 1          | 13           | 41      | 14       | 2          |             |
| \$10,000 to \$14,999                   | 13            | 5         | 129      | 105          | 30      | 15       | 17       | 45         | 16           | 19      | 10       | 25         |             |
| \$15,000 to \$19,999                   | 15            | 9         | 30       | 29           | 11      | 6        | 19       | 18         | 3            | 17      | 13       | 17         |             |
| \$20,000 to \$24,999                   | 8             | 7         | 16       | 12           | 5       | 1        | 16       | 5          | 1            | 15      | 17       | 10         |             |
| \$25,000 to \$34,999                   | 3             | 4         | 5        | 1            | 8       | 5        | 13       | 5          | —            | 5       | 12       | 8          |             |
| \$35,000 to \$49,999                   | 1             | —         | —        | 1            | 2       | 1        | 5        | —          | —            | —       | 4        | —          |             |
| \$50,000 or more                       | —             | —         | 1        | —            | —       | —        | —        | —          | —            | —       | —        | —          |             |
| Median price asked                     | \$9 100       | \$10 400  | \$11 500 | \$12 100     | \$9 300 | \$7 500  | \$10 000 | \$14 300   | \$11 300     | \$7 400 | \$18 100 | \$16 400   |             |
| With all plumbing facilities:          |               |           |          |              |         |          |          |            |              |         |          |            |             |
| Specified owner occupied <sup>1</sup>  | 3 816         | 3 124     | 10 126   | 4 126        | 8 019   | 3 160    | 6 428    | 2 462      | 3 298        | 5 735   | 3 510    | 3 465      |             |
| Less than \$5,000                      | 514           | 348       | 222      | 48           | 1 237   | 821      | 364      | 168        | 474          | 1 203   | 176      | 4          |             |
| \$5,000 to \$9,999                     | 1 314         | 1 119     | 2 488    | 540          | 2 811   | 1 221    | 1 378    | 657        | 1 114        | 2 111   | 558      | 182        |             |
| \$10,000 to \$14,999                   | 1 010         | 895       | 4 086    | 2 482        | 1 851   | 610      | 1 709    | 894        | 1 075        | 1 223   | 677      | 1 207      |             |
| \$15,000 to \$19,999                   | 490           | 405       | 1 880    | 721          | 1 027   | 256      | 1 163    | 455        | 381          | 600     | 711      | 1 008      |             |
| \$20,000 to \$24,999                   | 232           | 195       | 856      | 222          | 433     | 104      | 765      | 178        | 118          | 260     | 528      | 679        |             |
| \$25,000 or more                       | 256           | 162       | 594      | 113          | 652     | 148      | 1 049    | 110        | 136          | 338     | 860      | 385        |             |
| Median                                 | \$10 300      | \$10 400  | \$12 700 | \$12 400     | \$9 900 | \$7 700  | \$14 300 | \$12 000   | \$10 200     | \$8 900 | \$17 300 | \$16 600   |             |
| Specified vacant for sale <sup>1</sup> | 94            | 45        | 252      | 167          | 118     | 66       | 142      | 70         | 34           | 144     | 73       | 62         |             |
| Less than \$5,000                      | 6             | 7         | 7        | 1            | 19      | 22       | 34       | 1          | 2            | 48      | 2        | —          |             |
| \$5,000 to \$9,999                     | 48            | 12        | 64       | 18           | 43      | 17       | 37       | 1          | 11           | 40      | 14       | 2          |             |
| \$10,000 to \$14,999                   | 13            | 5         | 129      | 105          | 30      | 15       | 17       | 45         | 16           | 19      | 10       | 25         |             |
| \$15,000 to \$19,999                   | 15            | 9         | 30       | 29           | 11      | 6        | 19       | 18         | 3            | 17      | 13       | 17         |             |
| \$20,000 to \$24,999                   | 8             | 7         | 16       | 12           | 5       | 1        | 16       | 5          | 1            | 15      | 17       | 10         |             |
| \$25,000 or more                       | 4             | 4         | 6        | 2            | 10      | 6        | 19       | 5          | 1            | 5       | 17       | 8          |             |
| Median price asked                     | \$9 200       | \$12 100  | \$11 600 | \$12 100     | \$9 700 | \$7 900  | \$10 000 | \$14 300   | \$11 700     | \$7 400 | \$18 400 | \$16 400   |             |
| <b>CONTRACT RENT</b>                   |               |           |          |              |         |          |          |            |              |         |          |            |             |
| Specified renter occupied <sup>2</sup> | 1 367         | 1 747     | 1 458    | 3 890        | 821     | 4 366    | 1 754    | 2 599      | 1 154        | 1 636   | 2 498    | 4 995      | 720         |
| Less than \$30                         | —             | 146       | 82       | 35           | 14      | 241      | 119      | 106        | 32           | 69      | 134      | 100        | 2           |
| \$30 to \$39                           | —             | 260       | 284      | 46           | 13      | 395      | 295      | 295        | 94           | 139     | 396      | 232        | 2           |
| \$40 to \$59                           | —             | 563       | 466      | 310          | 82      | 1 452    | 628      | 767        | 385          | 528     | 1 022    | 733        | 3           |
| \$60 to \$79                           | 1             | 395       | 312      | 1 140        | 110     | 1 058    | 347      | 618        | 333          | 496     | 541      | 1 063      | 48          |
| \$80 to \$99                           | —             | 125       | 138      | 872          | 113     | 347      | 75       | 231        | 130          | 178     | 126      | 1 006      | 192         |
| \$100 to \$119                         | 97            | 81        | 56       | 487          | 220     | 119      | 64       | 73         | 64           | 57      | 784      | 114        | —           |
| \$120 to \$149                         | 62            | 59        | 26       | 536          | 188     | 134      | 25       | 127        | 45           | 34      | 47       | 546        | 159         |
| \$150 to \$199                         | 3             | 16        | 3        | 334          | 40      | 35       | 19       | 156        | 12           | 7       | 11       | 351        | 156         |
| \$200 to \$249                         | —             | 1         | 1        | 23           | 8       | 4        | 2        | 58         | 1            | 1       | 4        | 3          | 12          |
| \$250 or more                          | —             | 2         | —        | —            | 5       | —        | —        | 5          | —            | —       | 1        | 3          | 2           |
| No cash rent                           | 1 204         | 99        | 89       | 105          | 33      | 236      | 118      | 117        | 57           | 111     | 159      | 147        | 30          |
| Median                                 | \$117         | \$54      | \$54     | \$87         | \$106   | \$56     | \$49     | \$62       | \$62         | \$61    | \$52     | \$87       | \$117       |
| Specified vacant for rent <sup>2</sup> | 13            | 371       | 112      | 502          | 54      | 622      | 547      | 447        | 106          | 139     | 273      | 370        | 16          |
| Less than \$40                         | —             | 98        | 53       | 6            | 4       | 161      | 136      | 79         | 20           | 31      | 82       | 56         | —           |
| \$40 to \$59                           | —             | 98        | 32       | 21           | 8       | 243      | 112      | 133        | 31           | 45      | 120      | 79         | —           |
| \$60 to \$79                           | —             | 38        | 20       | 156          | 8       | 151      | 280      | 74         | 34           | 33      | 57       | 101        | 3           |
| \$80 to \$99                           | —             | 29        | 6        | 59           | 6       | 26       | 8        | 15         | 15           | 10      | 10       | 49         | 3           |
| \$100 to \$149                         | 12            | 108       | 1        | 123          | 26      | 36       | 6        | 25         | 5            | 15      | 3        | 55         | 3           |
| \$150 to \$199                         | 1             | —         | —        | 134          | 2       | 3        | 5        | 89         | 4            | —       | —        | 45         | 6           |
| \$200 or more                          | —             | —         | —        | 3            | —       | 2        | —        | 32         | —            | —       | —        | 28         | 4           |
| Median rent asked                      | \$114         | \$58      | \$42     | \$106        | \$102   | \$52     | \$68     | \$63       | \$61         | \$57    | \$48     | \$69       | \$120       |
| With all plumbing facilities:          |               |           |          |              |         |          |          |            |              |         |          |            |             |
| Specified renter occupied <sup>2</sup> | 1 357         | 1 604     | 1 350    | 3 867        | 814     | 4 065    | 1 564    | 2 529      | 1 087        | 1 451   | 2 352    | 4 810      | 720         |
| Less than \$40                         | —             | 309       | 306      | 73           | 25      | 774      | 400      | 356        | 109          | 123     | 460      | 236        | 4           |
| \$40 to \$59                           | —             | 539       | 425      | 306          | 82      | 1 335    | 576      | 746        | 347          | 465     | 972      | 687        | 3           |
| \$60 to \$79                           | 1             | 389       | 309      | 1 135        | 109     | 1 047    | 341      | 618        | 327          | 476     | 530      | 1 043      | 48          |
| \$80 to \$99                           | —             | 122       | 138      | 872          | 113     | 346      | 74       | 229        | 130          | 175     | 126      | 999        | 192         |
| \$100 to \$149                         | 158           | 139       | 82       | 1 020        | 405     | 309      | 51       | 246        | 109          | 107     | 102      | 1 325      | 273         |
| \$150 or more                          | 3             | 19        | 5        | 359          | 48      | 44       | 21       | 219        | 14           | 8       | 16       | 381        | 170         |
| No cash rent                           | 1 195         | 87        | 85       | 102          | 32      | 210      | 103      | 115        | 51           | 97      | 146      | 139        | 30          |
| Median                                 | \$117         | \$56      | \$55     | \$87         | \$106   | \$57     | \$51     | \$63       | \$63         | \$63    | \$53     | \$88       | \$117       |
| Specified vacant for rent <sup>2</sup> | 13            | 336       | 71       | 499          | 54      | 543      | 510      | 441        | 84           | 109     | 247      | 336        | 16          |
| Less than \$40                         | —             | 76        | 28       | 5            | 4       | 113      | 108      | 73         | 16           | 15      | 71       | 70         | —           |
| \$40 to \$59                           | —             | 87        | 18       | 20           | 8       | 217      | 103      | 133        | 18           | 34      | 109      | 74         | —           |
| \$60 to \$79                           | —             | 37        | 18       | 156          | 8       | 147      | 280      | 74         | 29           | 30      | 53       | 98         | 3           |
| \$80 to \$99                           | —             | 29        | 6        | 58           | 6       | 25       | 8        | 15         | 12           | 10      | 59       | 3          | 3           |
| \$100 to \$149                         | 12            | 107       | 1        | 123          | 26      | 36       | 6        | 25         | 5            | 15      | 3        | 45         | 6           |
| \$150 or more                          | 1             | —         | —        | 137          | 2       | 5        | 5        | 121        | 4            | —       | 1        | 30         | 4           |
| Median rent asked                      | \$114         | \$62      | \$47     | \$107        | \$102   | \$54     | \$71     | \$63       | \$64         | \$63    | \$49     | \$72       | \$120       |
| <b>DURATION OF VACANCY</b>             |               |           |          |              |         |          |          |            |              |         |          |            |             |
| Year-round vacant for sale             | —             | 101       | 51       | 258          | 170     | 138      | 71       | 157        | 70           | 37      | 157      | 85         | 63          |
| Less than 2 months                     | —             | 42        | 19       | 59           | 54      | 55       | 29       | 50         | 60           | 8       | 46       | 31         | 19          |
| 2 up to 6 months                       | —             | 29        | 14       | 94           | 79      | 56       | 25       | 49         | 5            | 19      | 60       | 42         | 31          |
| 6 months or more                       | —             | 30        | 18       | 105          | 37      | 27       | 17       | 58         | 5            | 10      | 51       | 12         | 13          |
| Year-round vacant for rent             | 13            | 371       | 112      | 503          | 54      | 622      | 547      | 447        | 106          | 139     | 275      | 370        | 16          |
| Less than 2 months                     | 13            | 263       | 74       | 388          | 47      | 391      | 169      | 391        | 76           | 79      | 132      | 244        | 13          |
| 2 up to 6 months                       | —             | 55        | 19       | 92           | 5       | 167      | 100      | 199        | 24           | 36      | 80       | 104        | 1           |
| 6 months or more                       | —             | 53        | 19       | 23           | 2       | 117      | 56       | 79         | 6            | 24      | 63       | 22         | 2           |

<sup>1</sup>Limited to one-family homes on less than 10 acres and no business on property.

<sup>2</sup>Excludes one-family homes on 10 acres or more.

Table 21. **Occupancy, Plumbing, and Financial Characteristics of Housing Units With Negro Head of Household, for Places of 10,000 to 50,000 Inhabitants: 1970**

[For minimum base for derived figures (percent, median, etc.) and meaning of symbols, see text]

| Places With 400 or More Negro Population     | Ada     | Altus   | Ardmore | Bartlesville | Chickasha | Duncan  | El Reno | Enid    | Fort Sill (U) |
|--|---------|---------|---------|--------------|-----------|---------|---------|---------|---------------|
| Total Negro population                       | 617     | 2 306   | 2 193   | 796          | 1 262     | 787     | 991     | 2 003   | 2 602         |
| All occupied housing units                   | 181     | 598     | 754     | 292          | 407       | 224     | 248     | 589     | 200           |
| <b>POPULATION</b>                            |         |         |         |              |           |         |         |         |               |
| Population in housing units                  | 545     | 2 140   | 2 173   | 789          | 1 245     | 748     | 770     | 1 878   | 955           |
| Per occupied unit                            | 3.0     | 3.6     | 2.9     | 2.7          | 3.1       | 3.3     | 3.1     | 3.2     | 4.8           |
| Owner  | 3.2     | 3.7     | 2.7     | 2.9          | 2.8       | 3.5     | 2.8     | 3.1     | 4.8           |
| Renter                                       | 2.7     | 3.5     | 3.1     | 2.5          | 3.4       | 2.9     | 3.5     | 3.3     | 4.8           |
| <b>TENURE</b>                                |         |         |         |              |           |         |         |         |               |
| Owner occupied                               | 106     | 237     | 439     | 161          | 242       | 149     | 149     | 337     | —             |
| Renter occupied                              | 75      | 361     | 315     | 131          | 165       | 75      | 99      | 252     | 200           |
| <b>PLUMBING FACILITIES</b>                   |         |         |         |              |           |         |         |         |               |
| With all plumbing facilities                 | 131     | 540     | 677     | 274          | 363       | 212     | 197     | 539     | 198           |
| Lacking some or all plumbing facilities      | 50      | 58      | 77      | 18           | 44        | 12      | 51      | 50      | 2             |
| Lacking only hot water                       | 8       | 11      | 20      | 4            | 10        | 5       | 8       | 3       | —             |
| Lacking other plumbing facilities            | 42      | 47      | 57      | 14           | 34        | 7       | 43      | 47      | 2             |
| <b>PIPED WATER IN STRUCTURE</b>              |         |         |         |              |           |         |         |         |               |
| Hot and cold                                 | 134     | 563     | 704     | 282          | 380       | 212     | 210     | 559     | 200           |
| Cold only                                    | 25      | 26      | 42      | 10           | 27        | 9       | 24      | 18      | —             |
| None   | 22      | 9       | 8       | —            | —         | 3       | 14      | 12      | —             |
| <b>FLUSH TOILET</b>                          |         |         |         |              |           |         |         |         |               |
| For exclusive use of household               | 141     | 575     | 735     | 288          | 400       | 219     | 220     | 566     | 200           |
| Also used by another household               | —       | 6       | 10      | 3            | 4         | —       | 6       | 1       | —             |
| None   | 40      | 17      | 9       | 1            | 3         | 5       | 22      | 22      | —             |
| <b>BATHTUB OR SHOWER</b>                     |         |         |         |              |           |         |         |         |               |
| For exclusive use of household               | 140     | 555     | 699     | 280          | 374       | 219     | 206     | 542     | 198           |
| Also used by another household               | —       | 5       | 10      | 2            | 5         | —       | 7       | 3       | —             |
| None   | 41      | 38      | 45      | 10           | 28        | 5       | 35      | 44      | 2             |
| <b>COMPLETE KITCHEN FACILITIES</b>           |         |         |         |              |           |         |         |         |               |
| For exclusive use of household               | 151     | 551     | 712     | 282          | 377       | 212     | 222     | 562     | 200           |
| Also used by another household               | 1       | —       | 8       | 1            | 2         | —       | —       | —       | —             |
| No complete kitchen facilities               | 29      | 47      | 34      | 9            | 28        | 12      | 26      | 27      | —             |
| <b>ACCESS</b>                                |         |         |         |              |           |         |         |         |               |
| With direct access                           | 181     | 598     | 754     | 291          | 407       | 224     | 248     | 589     | 200           |
| Lacking direct access                        | —       | —       | —       | 1            | —         | —       | —       | —       | —             |
| <b>VALUE</b>                                 |         |         |         |              |           |         |         |         |               |
| <b>Specified owner occupied<sup>1</sup></b>  |         |         |         |              |           |         |         |         |               |
| Less than \$5,000                            | 58      | 114     | 262     | 161          | 239       | 148     | 146     | 326     | —             |
| \$5,000 to \$7,499                           | 32      | 45      | 94      | 35           | 44        | 41      | 46      | 107     | —             |
| \$7,500 to \$9,999                           | 8       | 28      | 34      | 16           | 17        | 20      | 5       | 34      | —             |
| \$10,000 to \$12,499                         | —       | 27      | 20      | 12           | 4         | 8       | 6       | 31      | —             |
| \$12,500 to \$14,999                         | 1       | 8       | 7       | 5            | 4         | 2       | 1       | 16      | —             |
| \$15,000 to \$17,499                         | 1       | 3       | —       | —            | —         | —       | —       | 6       | —             |
| \$17,500 to \$19,999                         | 2       | —       | —       | —            | —         | 1       | 2       | 7       | —             |
| \$20,000 to \$24,999                         | —       | —       | 3       | —            | —         | —       | —       | —       | —             |
| \$25,000 to \$34,999                         | 2       | 2       | 1       | 1            | 2         | —       | —       | 2       | —             |
| \$35,000 to \$49,999                         | —       | —       | —       | —            | —         | —       | —       | 1       | —             |
| \$50,000 or more                             | —       | —       | —       | —            | 1         | —       | —       | 1       | —             |
| Median                                       | \$5000— | \$5 000 | \$5000— | \$5000—      | \$5000—   | \$5 000 | \$5000— | \$6 000 | —             |
| <b>With all plumbing facilities</b>          |         |         |         |              |           |         |         |         |               |
| Less than \$5,000                            | 86      | 209     | 380     | 155          | 218       | 138     | 117     | 295     | —             |
| \$5,000 to \$9,999                           | 48      | 99      | 225     | 87           | 148       | 67      | 59      | 97      | —             |
| \$10,000 to \$14,999                         | 32      | 71      | 126     | 50           | 59        | 60      | 48      | 135     | —             |
| \$15,000 to \$19,999                         | 1       | 34      | 25      | 17           | 8         | 10      | 7       | 45      | —             |
| \$20,000 to \$24,999                         | 3       | 3       | —       | —            | —         | 1       | 3       | 12      | —             |
| \$25,000 or more                             | 2       | 2       | 3       | —            | 2         | —       | —       | 2       | —             |
| Median                                       | \$5000— | \$5 300 | \$5000— | \$5000—      | \$5000—   | \$5 100 | \$5 000 | \$6 300 | —             |
| <b>CONTRACT RENT</b>                         |         |         |         |              |           |         |         |         |               |
| <b>Specified renter occupied<sup>2</sup></b> |         |         |         |              |           |         |         |         |               |
| Less than \$30                               | 75      | 348     | 305     | 129          | 165       | 75      | 98      | 250     | 200           |
| \$30 to \$39                                 | 38      | 44      | 61      | 28           | 38        | 17      | 22      | 31      | —             |
| \$40 to \$49                                 | 14      | 45      | 155     | 54           | 80        | 36      | 31      | 52      | —             |
| \$50 to \$59                                 | 12      | 127     | 40      | 37           | 23        | 13      | 27      | 100     | —             |
| \$60 to \$79                                 | 2       | 62      | 19      | 8            | 2         | 1       | 1       | 37      | —             |
| \$80 to \$99                                 | —       | 25      | —       | —            | —         | —       | —       | 12      | —             |
| \$100 to \$119                               | 1       | 15      | —       | —            | —         | —       | —       | 6       | —             |
| \$120 to \$149                               | —       | 4       | 1       | —            | —         | —       | —       | 2       | —             |
| \$150 to \$199                               | —       | —       | —       | 1            | —         | —       | —       | 3       | —             |
| \$200 to \$249                               | —       | —       | —       | —            | —         | —       | —       | —       | —             |
| \$250 or more                                | —       | —       | —       | —            | —         | —       | —       | —       | —             |
| No cash rent                                 | 7       | 29      | 29      | 1            | 22        | 8       | 17      | 7       | 153           |
| Median                                       | \$30—   | \$51    | \$35    | \$37         | \$34      | \$35    | \$36    | \$46    | \$114         |
| <b>With all plumbing facilities</b>          |         |         |         |              |           |         |         |         |               |
| Less than \$40                               | 43      | 309     | 270     | 118          | 143       | 73      | 78      | 232     | 100           |
| \$40 to \$59                                 | 23      | 63      | 188     | 73           | 103       | 52      | 45      | 71      | —             |
| \$60 to \$79                                 | 10      | 120     | 38      | 35           | 23        | 13      | 21      | 96      | —             |
| \$80 to \$99                                 | 2       | 61      | 19      | 8            | 2         | 1       | —       | 37      | —             |
| \$100 to \$149                               | 1       | 22      | —       | —            | —         | —       | —       | 12      | —             |
| \$150 or more                                | —       | 19      | —       | —            | —         | —       | —       | 8       | —             |
| No cash rent                                 | 6       | 24      | 24      | 1            | 15        | 7       | —       | 3       | 46            |
| Median                                       | \$36    | \$53    | \$36    | \$37         | \$35      | \$35    | \$36    | \$47    | \$114         |

<sup>1</sup>Limited to one-family homes on less than 10 acres and no business on property.

<sup>2</sup>Excludes one-family homes on 10 acres or more.

Table 21. **Occupancy, Plumbing, and Financial Characteristics of Housing Units With Negro Head of Household, for Places of 10,000 to 50,000 Inhabitants: 1970—Continued**

(For minimum base for derived figures (percent, median, etc.) and meaning of symbols, see text)

| Places With 400 or More Negro Population      | McAlester | Muskogee | Okmulgee | Ponca City | Sand Springs | Sapulpa | Shownee | Stillwater |
|---|-----------|----------|----------|------------|--------------|---------|---------|------------|
| Total Negro population .....                  | 1 945     | 6 962    | 3 166    | 679        | 413          | 1 133   | 787     | 844        |
| All occupied housing units .....              | 434       | 2 279    | 949      | 233        | 137          | 368     | 221     | 208        |
| <b>POPULATION</b>                             |           |          |          |            |              |         |         |            |
| Population in housing units .....             | 1 330     | 6 751    | 2 975    | 669        | 413          | 1 101   | 710     | 683        |
| Per occupied unit .....                       | 3.1       | 3.0      | 3.1      | 2.9        | 3.0          | 3.0     | 3.2     | 3.3        |
| Owner .....                                   | 2.8       | 2.7      | 3.1      | 2.8        | 2.6          | 2.9     | 2.9     | 3.5        |
| Renter .....                                  | 3.4       | 3.4      | 3.2      | 3.0        | 3.6          | 3.1     | 3.5     | 3.2        |
| <b>TENURE</b>                                 |           |          |          |            |              |         |         |            |
| Owner occupied .....                          | 271       | 1 490    | 589      | 134        | 76           | 259     | 109     | 67         |
| Renter occupied .....                         | 163       | 789      | 360      | 99         | 61           | 109     | 112     | 141        |
| <b>PLUMBING FACILITIES</b>                    |           |          |          |            |              |         |         |            |
| With all plumbing facilities .....            | 336       | 1 958    | 792      | 219        | 123          | 238     | 199     | 192        |
| Lacking some or all plumbing facilities ..... | 98        | 321      | 157      | 14         | 14           | 130     | 22      | 16         |
| Lacking only hot water .....                  | 13        | 41       | 43       | 5          | 1            | 12      | 2       | —          |
| Lacking other plumbing facilities .....       | 85        | 280      | 114      | 9          | 13           | 118     | 20      | 16         |
| <b>PIPED WATER IN STRUCTURE</b>               |           |          |          |            |              |         |         |            |
| Hot and cold .....                            | 364       | 2 018    | 816      | 224        | 127          | 261     | 207     | 196        |
| Cold only .....                               | 38        | 137      | 112      | 8          | 6            | 62      | 6       | 10         |
| None .....                                    | 32        | 124      | 21       | 1          | 4            | 45      | 8       | 2          |
| <b>FLUSH TOILET</b>                           |           |          |          |            |              |         |         |            |
| For exclusive use of household .....          | 374       | 2 063    | 877      | 230        | 130          | 266     | 208     | 192        |
| Also used by another household .....          | 5         | 6        | 8        | 2          | —            | 8       | 4       | 1          |
| None .....                                    | 55        | 210      | 64       | 1          | 7            | 94      | 9       | 15         |
| <b>BATHTUB OR SHOWER</b>                      |           |          |          |            |              |         |         |            |
| For exclusive use of household .....          | 350       | 2 018    | 837      | 224        | 125          | 263     | 201     | 194        |
| Also used by another household .....          | 5         | 5        | 8        | 2          | —            | 7       | 4       | —          |
| None .....                                    | 79        | 256      | 104      | 7          | 12           | 98      | 16      | 14         |
| <b>COMPLETE KITCHEN FACILITIES</b>            |           |          |          |            |              |         |         |            |
| For exclusive use of household .....          | 357       | 2 082    | 862      | 224        | 125          | 261     | 204     | 204        |
| Also used by another household .....          | 5         | 1        | 2        | —          | —            | 4       | 2       | —          |
| No complete kitchen facilities .....          | 72        | 196      | 85       | 9          | 12           | 103     | 15      | 4          |
| <b>ACCESS</b>                                 |           |          |          |            |              |         |         |            |
| With direct access .....                      | 434       | 2 279    | 949      | 233        | 137          | 368     | 221     | 208        |
| Lacking direct access .....                   | —         | —        | —        | —          | —            | —       | —       | —          |
| <b>VALUE</b>                                  |           |          |          |            |              |         |         |            |
| Specified owner occupied <sup>1</sup> .....   | 266       | 1 446    | 575      | 130        | 72           | 246     | 105     | 66         |
| Less than \$5,000 .....                       | 83        | 700      | 381      | 56         | 42           | 160     | 69      | 32         |
| \$5,000 to \$7,499 .....                      | 52        | 375      | 113      | 34         | 17           | 48      | 20      | 21         |
| \$7,500 to \$9,999 .....                      | 46        | 162      | 32       | 19         | 7            | 19      | 7       | 6          |
| \$10,000 to \$12,499 .....                    | 37        | 90       | 23       | 5          | 3            | 9       | 3       | 2          |
| \$12,500 to \$14,999 .....                    | 14        | 36       | 6        | 5          | 1            | 2       | 2       | 1          |
| \$15,000 to \$17,499 .....                    | 10        | 41       | 7        | 6          | 1            | 4       | 2       | 1          |
| \$17,500 to \$19,999 .....                    | 10        | 14       | 2        | 2          | 1            | 1       | 1       | 2          |
| \$20,000 to \$24,999 .....                    | 10        | 7        | 3        | 3          | —            | 3       | —       | 1          |
| \$25,000 to \$34,999 .....                    | 2         | 11       | 4        | —          | —            | —       | 1       | —          |
| \$35,000 to \$49,999 .....                    | 1         | 8        | 3        | —          | —            | —       | —       | —          |
| \$50,000 or more .....                        | 1         | 2        | 1        | —          | —            | —       | —       | —          |
| Median .....                                  | \$7 400   | \$5 200  | \$5000—  | \$5 700    | \$5000—      | \$5000— | \$5000— | \$5 100    |
| With all plumbing facilities .....            | 202       | 1 226    | 491      | 121        | 64           | 173     | 99      | 59         |
| Less than \$5,000 .....                       | 50        | 522      | 307      | 49         | 35           | 100     | 63      | 25         |
| \$5,000 to \$9,999 .....                      | 79        | 503      | 137      | 52         | 23           | 55      | 27      | 27         |
| \$10,000 to \$14,999 .....                    | 46        | 122      | 27       | 10         | 4            | 10      | 5       | 3          |
| \$15,000 to \$19,999 .....                    | 16        | 52       | 9        | 7          | 2            | 5       | 3       | 3          |
| \$20,000 to \$24,999 .....                    | 8         | 7        | 3        | 3          | —            | 3       | —       | 1          |
| \$25,000 or more .....                        | 3         | 20       | 3        | —          | —            | —       | 1       | —          |
| Median .....                                  | \$8 200   | \$5 700  | \$5000—  | \$5 900    | \$5000—      | \$5000— | \$5000— | \$5 500    |
| <b>CONTRACT RENT</b>                          |           |          |          |            |              |         |         |            |
| Specified renter occupied <sup>2</sup> .....  | 157       | 782      | 359      | 99         | 59           | 107     | 112     | 140        |
| Less than \$30 .....                          | 34        | 126      | 75       | 26         | 9            | 30      | 35      | 4          |
| \$30 to \$39 .....                            | 41        | 328      | 179      | 31         | 23           | 37      | 51      | 28         |
| \$40 to \$59 .....                            | 57        | 244      | 69       | 24         | 20           | 23      | 13      | 33         |
| \$60 to \$79 .....                            | 7         | 26       | 6        | 7          | 2            | 3       | 5       | 38         |
| \$80 to \$99 .....                            | 1         | 3        | —        | 1          | —            | —       | 1       | 7          |
| \$100 to \$119 .....                          | —         | 2        | —        | 1          | —            | —       | —       | 16         |
| \$120 to \$149 .....                          | —         | 1        | —        | —          | —            | —       | —       | 1          |
| \$150 to \$199 .....                          | —         | —        | —        | 1          | —            | —       | —       | 6          |
| \$200 to \$249 .....                          | —         | —        | —        | —          | —            | —       | —       | —          |
| \$250 or more .....                           | —         | —        | —        | —          | —            | —       | —       | —          |
| No cash rent .....                            | 17        | 52       | 30       | 8          | 5            | 14      | 7       | 7          |
| Median .....                                  | \$39      | \$37     | \$35     | \$36       | \$38         | \$34    | \$33    | \$60       |
| With all plumbing facilities .....            | 125       | 688      | 289      | 94         | 54           | 56      | 96      | 131        |
| Less than \$40 .....                          | 52        | 391      | 202      | 53         | 28           | 26      | 75      | 28         |
| \$40 to \$59 .....                            | 56        | 229      | 61       | 23         | 20           | 20      | 12      | 31         |
| \$60 to \$79 .....                            | 6         | 26       | 5        | 7          | 2            | 2       | 5       | 38         |
| \$80 to \$99 .....                            | 1         | 3        | —        | 1          | —            | —       | 1       | 7          |
| \$100 to \$149 .....                          | —         | 3        | —        | 1          | —            | —       | —       | 17         |
| \$150 or more .....                           | —         | —        | —        | 1          | —            | —       | —       | 6          |
| No cash rent .....                            | 10        | 36       | 21       | 8          | 4            | 8       | 3       | 4          |
| Median .....                                  | \$41      | \$38     | \$36     | \$37       | \$39         | \$39    | \$34    | \$61       |

<sup>1</sup>Limited to one-family homes on less than 10 acres and no business on property.

<sup>2</sup>Excludes one-family homes on 10 acres or more.

Table 22. Utilization Characteristics of Housing Units With Negro Head of Household, for Places of 10,000 to 50,000 Inhabitants: 1970

(For minimum base for derived figures (percent, median, etc.) and meaning of symbols, see text)

| Places With 400 or More Negro Population | Ada | Altus | Ardmore | Bartlesville | Chickasha | Duncan | El Reno | Enid | Fort Sill (U) |
|--|-----|-------|---------|--------------|-----------|--------|---------|------|---------------|
| All occupied housing units               | 181 | 598   | 754     | 292          | 407       | 224    | 248     | 589  | 200           |
| <b>UNITS IN STRUCTURE</b>                |     |       |         |              |           |        |         |      |               |
| 1  | 171 | 531   | 674     | 284          | 396       | 221    | 235     | 531  | 48            |
| 2 or more                                | 10  | 63    | 80      | 8            | 11        | 2      | 13      | 58   | 152           |
| Mobile home or trailer                   | -   | 4     | -       | -            | -         | 1      | -       | -    | -             |
| <b>ROOMS</b>                             |     |       |         |              |           |        |         |      |               |
| <b>Owner occupied</b>                    |     |       |         |              |           |        |         |      |               |
| 1 room                                   | 106 | 237   | 439     | 161          | 242       | 149    | 149     | 337  | -             |
| 2 rooms                                  | -   | 5     | 5       | -            | 1         | -      | -       | 1    | -             |
| 3 rooms                                  | 6   | 20    | 29      | 6            | 12        | 14     | 12      | 8    | -             |
| 4 rooms                                  | 42  | 75    | 109     | 38           | 43        | 46     | 32      | 106  | -             |
| 5 rooms                                  | 36  | 83    | 140     | 52           | 82        | 48     | 43      | 87   | -             |
| 6 rooms                                  | 20  | 36    | 111     | 42           | 60        | 28     | 44      | 74   | -             |
| 7 rooms                                  | -   | 12    | 34      | 17           | 24        | 9      | 12      | 23   | -             |
| 8 rooms                                  | 2   | 3     | 5       | 3            | 12        | 2      | 4       | 14   | -             |
| 9 rooms or more                          | -   | 2     | 5       | 3            | 1         | 1      | 1       | 5    | -             |
| Median                                   | 4.6 | 4.7   | 5.0     | 5.2          | 5.2       | 4.8    | 5.2     | 4.9  | -             |
| <b>Renter occupied</b>                   |     |       |         |              |           |        |         |      |               |
| 1 room                                   | 75  | 14    | 315     | 131          | 165       | 75     | 99      | 252  | 200           |
| 2 rooms                                  | 6   | 30    | 15      | 13           | 6         | 5      | 1       | 3    | -             |
| 3 rooms                                  | 18  | 80    | 54      | 30           | 21        | 15     | 22      | 46   | 2             |
| 4 rooms                                  | 35  | 141   | 95      | 42           | 43        | 27     | 29      | 91   | -             |
| 5 rooms                                  | 7   | 65    | 88      | 29           | 57        | 21     | 23      | 62   | 65            |
| 6 rooms                                  | 7   | 25    | 39      | 8            | 24        | 5      | 14      | 23   | 54            |
| 7 rooms                                  | 2   | 2     | 9       | 6            | 9         | -      | 3       | 8    | 63            |
| 8 rooms                                  | -   | 4     | -       | -            | 1         | 1      | 2       | 6    | 15            |
| 9 rooms or more                          | -   | -     | 1       | -            | 1         | -      | -       | 1    | 1             |
| Median                                   | 3.9 | 3.9   | 4.3     | 4.0          | 4.7       | 4.1    | 4.2     | 4.2  | 5.1           |
| <b>PERSONS</b>                           |     |       |         |              |           |        |         |      |               |
| <b>Owner occupied</b>                    |     |       |         |              |           |        |         |      |               |
| 1 person                                 | 106 | 237   | 439     | 161          | 242       | 149    | 149     | 337  | -             |
| 2 persons                                | 30  | 36    | 140     | 40           | 82        | 26     | 43      | 89   | -             |
| 3 persons                                | 20  | 58    | 132     | 54           | 68        | 39     | 52      | 101  | -             |
| 4 persons                                | 14  | 33    | 56      | 18           | 35        | 27     | 15      | 42   | -             |
| 5 persons                                | 12  | 29    | 37      | 17           | 13        | 16     | 13      | 33   | -             |
| 6 persons                                | 11  | 31    | 25      | 13           | 8         | 15     | 3       | 19   | -             |
| 7 persons                                | 12  | 21    | 17      | 8            | 14        | 14     | 13      | 16   | -             |
| 8 persons                                | 3   | 13    | 21      | 5            | 7         | 2      | 5       | 17   | -             |
| 9 persons or more                        | 4   | 9     | 6       | 4            | 8         | 4      | 2       | 12   | -             |
| Median                                   | 2.7 | 3.2   | 2.1     | 2.3          | 2.1       | 2.9    | 2.1     | 2.3  | -             |
| <b>Renter occupied</b>                   |     |       |         |              |           |        |         |      |               |
| 1 person                                 | 75  | 361   | 315     | 131          | 165       | 75     | 99      | 252  | 200           |
| 2 persons                                | 22  | 78    | 104     | 56           | 50        | 26     | 28      | 57   | -             |
| 3 persons                                | 20  | 82    | 53      | 26           | 23        | 13     | 13      | 47   | 20            |
| 4 persons                                | 12  | 56    | 45      | 19           | 23        | 8      | 16      | 55   | 42            |
| 5 persons                                | 9   | 45    | 39      | 10           | 17        | 13     | 6       | 26   | 33            |
| 6 persons                                | 5   | 32    | 24      | 8            | 19        | 4      | 13      | 27   | 33            |
| 7 persons                                | 3   | 22    | 16      | 8            | 12        | 6      | 11      | 14   | 35            |
| 8 persons                                | 4   | 17    | 20      | 4            | 9         | 4      | 6       | 13   | 22            |
| 9 persons or more                        | -   | 13    | 8       | -            | 4         | 1      | 4       | 9    | 9             |
| Median                                   | 2.3 | 2.9   | 2.5     | 1.9          | 2.9       | 2.4    | 3.0     | 2.9  | 4.7           |
| <b>PERSONS PER ROOM</b>                  |     |       |         |              |           |        |         |      |               |
| <b>Owner occupied</b>                    |     |       |         |              |           |        |         |      |               |
| 0.50 or less                             | 106 | 237   | 439     | 161          | 242       | 149    | 149     | 337  | -             |
| 0.51 to 0.75                             | 53  | 94    | 283     | 103          | 164       | 68     | 99      | 207  | -             |
| 0.76 to 1.00                             | 14  | 35    | 60      | 20           | 24        | 31     | 21      | 39   | -             |
| 1.01 to 1.50                             | 17  | 59    | 54      | 26           | 32        | 25     | 17      | 45   | -             |
| 1.51 or more                             | 17  | 34    | 32      | 8            | 17        | 14     | 9       | 36   | -             |
| Median                                   | 5   | 15    | 10      | 4            | 5         | 11     | 3       | 10   | -             |
| <b>Renter occupied</b>                   |     |       |         |              |           |        |         |      |               |
| 0.50 or less                             | 75  | 361   | 315     | 131          | 165       | 75     | 99      | 252  | 200           |
| 0.51 to 0.75                             | 39  | 114   | 134     | 75           | 69        | 35     | 41      | 93   | 22            |
| 0.76 to 1.00                             | 13  | 73    | 51      | 18           | 24        | 9      | 15      | 58   | 46            |
| 1.01 to 1.50                             | 13  | 90    | 71      | 22           | 38        | 17     | 16      | 49   | 89            |
| 1.51 or more                             | 8   | 46    | 38      | 13           | 24        | 12     | 17      | 38   | 36            |
| Median                                   | 2   | 38    | 21      | 3            | 10        | 2      | 10      | 14   | 7             |
| <b>With all plumbing facilities</b>      |     |       |         |              |           |        |         |      |               |
| <b>Owner occupied</b>                    |     |       |         |              |           |        |         |      |               |
| 1.00 or less                             | 131 | 540   | 677     | 274          | 363       | 212    | 197     | 539  | 188           |
| 1.01 to 1.50                             | 88  | 218   | 398     | 155          | 220       | 139    | 119     | 305  | -             |
| 1.51 or more                             | 70  | 171   | 359     | 143          | 201       | 115    | 110     | 261  | -             |
| Median                                   | 15  | 32    | 30      | 8            | 16        | 14     | 6       | 35   | -             |
| Median                                   | 3   | 15    | 9       | 4            | 3         | 10     | 3       | 9    | -             |
| <b>Renter occupied</b>                   |     |       |         |              |           |        |         |      |               |
| 1.00 or less                             | 43  | 322   | 279     | 119          | 143       | 73     | 78      | 234  | 188           |
| 1.01 to 1.50                             | 35  | 241   | 223     | 104          | 111       | 59     | 58      | 184  | 156           |
| 1.51 or more                             | 7   | 46    | 35      | 12           | 22        | 12     | 13      | 37   | 35            |
| Median                                   | 1   | 35    | 21      | 3            | 10        | 2      | 7       | 13   | 7             |
| <b>TELEPHONE</b>                         |     |       |         |              |           |        |         |      |               |
| Available                                | 122 | 386   | 519     | 179          | 274       | 145    | 175     | 414  | 198           |
| None                                     | 59  | 212   | 235     | 113          | 133       | 79     | 73      | 175  | 2             |

Table 22. Utilization Characteristics of Housing Units With Negro Head of Household, for Places of 10,000 to 50,000 Inhabitants: 1970—Continued

[For minimum base for derived figures (percent, median, etc.) and meaning of symbols, see text]

| Places With 400 or More Negro Population | McAlester | Muskogee | Okmulgee | Ponca City | Sand Springs | Sapulpa | Shawnee | Stillwater |
|--|-----------|----------|----------|------------|--------------|---------|---------|------------|
| All occupied housing units               | 434       | 2 279    | 949      | 233        | 137          | 368     | 221     | 208        |
| <b>UNITS IN STRUCTURE</b>                |           |          |          |            |              |         |         |            |
| 1  | 378       | 2 153    | 919      | 221        | 132          | 352     | 204     | 151        |
| 2 or more                                | 56        | 125      | 29       | 12         | 5            | 16      | 17      | 57         |
| Mobile home or trailer                   | —         | 1        | 1        | —          | —            | —       | —       | —          |
| <b>ROOMS</b>                             |           |          |          |            |              |         |         |            |
| <b>Owner occupied</b>                    | 271       | 1 490    | 589      | 134        | 76           | 259     | 109     | 67         |
| 1 room                                   | —         | 1        | —        | —          | —            | —       | —       | 1          |
| 2 rooms                                  | 2         | 12       | 3        | —          | 2            | 7       | 2       | 1          |
| 3 rooms                                  | 17        | 67       | 30       | 10         | 12           | 15      | 7       | 3          |
| 4 rooms                                  | 58        | 330      | 126      | 43         | 16           | 83      | 18      | 14         |
| 5 rooms                                  | 95        | 522      | 197      | 38         | 22           | 81      | 35      | 25         |
| 6 rooms                                  | 57        | 352      | 142      | 31         | 18           | 45      | 34      | 14         |
| 7 rooms                                  | 26        | 127      | 64       | 10         | 4            | 21      | 11      | 6          |
| 8 rooms                                  | 16        | 55       | 17       | 2          | 1            | 5       | 2       | 1          |
| 9 rooms or more                          | —         | 24       | 10       | —          | 1            | 2       | —       | 2          |
| Median                                   | 5.1       | 5.1      | 5.2      | 4.9        | 4.9          | 4.8     | 5.3     | 5.1        |
| <b>Renter occupied</b>                   | 163       | 789      | 360      | 99         | 61           | 109     | 112     | 141        |
| 1 room                                   | 8         | 7        | 9        | 2          | 1            | 10      | 5       | 1          |
| 2 rooms                                  | 5         | 11       | 9        | 8          | 1            | 8       | 8       | 10         |
| 3 rooms                                  | 24        | 93       | 47       | 18         | 15           | 17      | 25      | 35         |
| 4 rooms                                  | 64        | 254      | 116      | 18         | 14           | 32      | 34      | 42         |
| 5 rooms                                  | 35        | 231      | 84       | 29         | 17           | 21      | 27      | 25         |
| 6 rooms                                  | 20        | 136      | 67       | 20         | 7            | 13      | 14      | 24         |
| 7 rooms                                  | 6         | 36       | 23       | 3          | 3            | 7       | 3       | 2          |
| 8 rooms                                  | 1         | 16       | 5        | 1          | 2            | 1       | 2       | 2          |
| 9 rooms or more                          | —         | 5        | —        | —          | 1            | —       | 1       | —          |
| Median                                   | 4.2       | 4.6      | 4.5      | 4.6        | 4.5          | 4.1     | 4.2     | 4.1        |
| <b>PERSONS</b>                           |           |          |          |            |              |         |         |            |
| <b>Owner occupied</b>                    | 271       | 1 490    | 589      | 134        | 76           | 259     | 109     | 67         |
| 1 person                                 | 92        | 455      | 165      | 38         | 31           | 79      | 36      | 11         |
| 2 persons                                | 79        | 466      | 177      | 44         | 22           | 71      | 33      | 20         |
| 3 persons                                | 31        | 194      | 75       | 18         | 7            | 25      | 11      | 9          |
| 4 persons                                | 19        | 130      | 42       | 13         | 4            | 30      | 8       | 9          |
| 5 persons                                | 14        | 85       | 30       | 4          | 2            | 17      | 6       | 4          |
| 6 persons                                | 12        | 62       | 24       | 8          | 3            | 17      | 5       | 7          |
| 7 persons                                | 10        | 38       | 31       | 4          | 3            | 9       | 6       | 1          |
| 8 persons                                | 4         | 38       | 21       | 4          | 2            | 7       | 1       | 4          |
| 9 persons or more                        | 10        | 22       | 24       | 1          | 2            | 4       | 3       | 2          |
| Median                                   | 2.1       | 2.1      | 2.2      | 2.2        | 1.8          | 2.2     | 2.1     | 2.8        |
| <b>Renter occupied</b>                   | 163       | 789      | 360      | 99         | 61           | 109     | 112     | 141        |
| 1 person                                 | 46        | 199      | 116      | 33         | 13           | 41      | 31      | 36         |
| 2 persons                                | 32        | 158      | 67       | 17         | 13           | 16      | 16      | 29         |
| 3 persons                                | 18        | 115      | 44       | 10         | 5            | 12      | 14      | 23         |
| 4 persons                                | 17        | 109      | 41       | 18         | 11           | 5       | 16      | 27         |
| 5 persons                                | 9         | 76       | 29       | 11         | 7            | 13      | 11      | 6          |
| 6 persons                                | 9         | 46       | 25       | 3          | 4            | 7       | 8       | 7          |
| 7 persons                                | 10        | 29       | 13       | 4          | 2            | 6       | 7       | 5          |
| 8 persons                                | 6         | 36       | 21       | 1          | 2            | 4       | 7       | 5          |
| 9 persons or more                        | 6         | 21       | 4        | 2          | 2            | 1       | 2       | 3          |
| Median                                   | 2.7       | 2.8      | 2.5      | 2.5        | 3.4          | 2.3     | 3.1     | 2.7        |
| <b>PERSONS PER ROOM</b>                  |           |          |          |            |              |         |         |            |
| <b>Owner occupied</b>                    | 271       | 1 490    | 589      | 134        | 76           | 259     | 109     | 67         |
| 0.50 or less                             | 180       | 1 001    | 375      | 88         | 55           | 155     | 74      | 30         |
| 0.51 to 0.75                             | 34        | 214      | 68       | 18         | 8            | 26      | 8       | 14         |
| 0.76 to 1.00                             | 26        | 152      | 61       | 13         | 4            | 42      | 19      | 10         |
| 1.01 to 1.50                             | 24        | 90       | 51       | 8          | 7            | 29      | 4       | 8          |
| 1.51 or more                             | 7         | 33       | 34       | 7          | 2            | 7       | 4       | 5          |
| <b>Renter occupied</b>                   | 163       | 789      | 360      | 99         | 61           | 109     | 112     | 141        |
| 0.50 or less                             | 65        | 351      | 175      | 45         | 26           | 48      | 37      | 58         |
| 0.51 to 0.75                             | 22        | 141      | 56       | 18         | 4            | 9       | 17      | 27         |
| 0.76 to 1.00                             | 38        | 160      | 74       | 19         | 15           | 29      | 30      | 35         |
| 1.01 to 1.50                             | 20        | 92       | 39       | 11         | 11           | 16      | 18      | 16         |
| 1.51 or more                             | 18        | 45       | 16       | 6          | 5            | 7       | 10      | 5          |
| <b>With all plumbing facilities</b>      | 336       | 1 958    | 792      | 219        | 123          | 238     | 199     | 192        |
| <b>Owner occupied</b>                    | 205       | 1 263    | 502      | 125        | 67           | 180     | 103     | 60         |
| 1.00 or less                             | 186       | 1 163    | 433      | 111        | 59           | 159     | 96      | 47         |
| 1.01 to 1.50                             | 17        | 76       | 44       | 8          | 7            | 19      | 4       | 8          |
| 1.51 or more                             | 2         | 24       | 25       | 6          | 1            | 2       | 3       | 5          |
| <b>Renter occupied</b>                   | 131       | 695      | 290      | 94         | 56           | 58      | 96      | 132        |
| 1.00 or less                             | 95        | 577      | 242      | 78         | 41           | 43      | 72      | 114        |
| 1.01 to 1.50                             | 19        | 78       | 34       | 10         | 11           | 11      | 16      | 15         |
| 1.51 or more                             | 17        | 40       | 14       | 6          | 4            | 4       | 8       | 3          |
| <b>TELEPHONE</b>                         |           |          |          |            |              |         |         |            |
| Available                                | 286       | 1 756    | 707      | 170        | 90           | 237     | 149     | 147        |
| None                                     | 148       | 523      | 242      | 63         | 47           | 131     | 72      | 61         |

Table 23. **Occupancy, Utilization, and Plumbing Characteristics for Places of 2,500 to 10,000 Inhabitants: 1970**

[For minimum base for derived figures (percent, median, etc.) and meaning of symbols, see text]

| Places                                       | Alva    | Anadarko | Antlers  | Atoka    | Bixby    | Blackwell | Bristow | Broken Bow | Chandler | Checotah | Choctaw | Claremore |
|--|---------|----------|----------|----------|----------|-----------|---------|------------|----------|----------|---------|-----------|
| <b>Total population</b> .....                | 7 440   | 6 682    | 2 685    | 3 346    | 3 973    | 8 645     | 4 653   | 2 980      | 2 529    | 3 074    | 4 750   | 9 084     |
| <b>All housing units</b> .....               | 2 772   | 2 447    | 1 159    | 1 285    | 1 283    | 3 400     | 2 062   | 1 143      | 1 085    | 1 206    | 1 394   | 3 428     |
| Vacant—seasonal and migratory ..             | —       | —        | —        | —        | —        | —         | 1       | 5          | —        | 1        | —       | —         |
| <b>All year-round housing units</b> .....    | 2 772   | 2 447    | 1 159    | 1 285    | 1 283    | 3 400     | 2 061   | 1 138      | 1 085    | 1 205    | 1 394   | 3 428     |
| <b>POPULATION</b>                            |         |          |          |          |          |           |         |            |          |          |         |           |
| <b>Population in housing units</b> .....     | 6 346   | 6 326    | 2 559    | 3 108    | 3 913    | 8 492     | 4 592   | 2 908      | 2 412    | 2 946    | 4 750   | 8 895     |
| Per occupied unit.....                       | 2.5     | 2.8      | 2.6      | 2.7      | 3.2      | 2.7       | 2.5     | 2.8        | 2.5      | 2.6      | 3.5     | 2.8       |
| Owner.....                                   | 2.6     | 2.7      | 2.5      | 2.7      | 3.2      | 2.8       | 2.4     | 2.6        | 2.4      | 2.5      | 3.5     | 2.8       |
| Renter.....                                  | 2.4     | 3.0      | 2.6      | 2.6      | 3.0      | 2.7       | 2.6     | 3.1        | 2.6      | 2.8      | 3.4     | 2.7       |
| <b>TENURE, RACE, AND VACANCY STATUS</b>      |         |          |          |          |          |           |         |            |          |          |         |           |
| <b>Owner occupied</b> .....                  | 1 628   | 1 299    | 609      | 643      | 915      | 2 351     | 1 195   | 522        | 708      | 776      | 1 094   | 1 955     |
| White.....                                   | 1 628   | 1 089    | 569      | 571      | 881      | 2 339     | 1 120   | 478        | 644      | 671      | 1 073   | 1 793     |
| Negro.....                                   | —       | 89       | 21       | 55       | —        | —         | 59      | 30         | 64       | 73       | 5       | 58        |
| <b>Renter occupied</b> .....                 | 877     | 956      | 391      | 522      | 316      | 738       | 644     | 513        | 262      | 349      | 262     | 1 234     |
| White.....                                   | 855     | 639      | 352      | 462      | 306      | 726       | 577     | 434        | 218      | 297      | 254     | 1 098     |
| Negro.....                                   | 6       | 94       | 5        | 43       | —        | —         | 37      | 28         | 39       | 33       | —       | 46        |
| <b>Vacant year-round</b> .....               | 267     | 192      | 159      | 120      | 52       | 311       | 222     | 103        | 115      | 80       | 38      | 209       |
| For sale only.....                           | 33      | 19       | 13       | 16       | 23       | 57        | 24      | 10         | 12       | 6        | 8       | 33        |
| Vacant less than 6 months.....               | 14      | 17       | 5        | 10       | 6        | 28        | 15      | 5          | 9        | 3        | 5       | 27        |
| Median price asked.....                      | \$7 300 | \$9 300  | \$5 000— | \$5 000— | \$22 900 | \$6 400   | \$5 400 | \$5 000—   | \$6 000  | \$5 000— | \$8 800 | \$20 000  |
| For rent.....                                | 116     | 123      | 77       | 51       | 20       | 136       | 116     | 45         | 62       | 25       | 11      | 80        |
| Vacant less than 2 months.....               | 55      | 48       | 72       | 32       | 10       | 61        | 49      | 21         | 18       | 14       | 3       | 55        |
| Median rent asked.....                       | \$49    | \$38     | \$36     | \$44     | \$48     | \$42      | \$38    | \$37       | \$42     | \$44     | \$47    | \$57      |
| Other.....                                   | 118     | 50       | 69       | 53       | 9        | 118       | 82      | 48         | 41       | 49       | 19      | 96        |
| <b>PLUMBING FACILITIES</b>                   |         |          |          |          |          |           |         |            |          |          |         |           |
| With all plumbing facilities.....            | 2 713   | 2 310    | 1 023    | 1 187    | 1 250    | 3 285     | 1 926   | 1 084      | 1 038    | 1 145    | 1 348   | 3 205     |
| Lacking some or all plumbing facilities..... | 59      | 137      | 136      | 98       | 33       | 115       | 135     | 54         | 47       | 60       | 46      | 223       |
| Lacking only hot water.....                  | 2       | 31       | 11       | 16       | 3        | 4         | 20      | 15         | 4        | 9        | 10      | 6         |
| Lacking other plumbing facilities.....       | 57      | 106      | 125      | 82       | 30       | 111       | 115     | 39         | 43       | 51       | 36      | 217       |
| <b>PIPED WATER IN STRUCTURE</b>              |         |          |          |          |          |           |         |            |          |          |         |           |
| Hot and cold.....                            | 2 757   | 2 388    | 1 055    | 1 210    | 1 260    | 3 357     | 1 977   | 1 099      | 1 052    | 1 154    | 1 358   | 3 387     |
| Cold only.....                               | 10      | 57       | 65       | 41       | 20       | 30        | 61      | 22         | 18       | 42       | 21      | 30        |
| None.....                                    | 5       | 2        | 39       | 34       | 3        | 13        | 23      | 17         | 15       | 9        | 15      | 11        |
| <b>FLUSH TOILET</b>                          |         |          |          |          |          |           |         |            |          |          |         |           |
| For exclusive use of household.....          | 2 725   | 2 403    | 1 072    | 1 221    | 1 278    | 3 308     | 1 993   | 1 106      | 1 055    | 1 188    | 1 366   | 3 303     |
| Also used by another household.....          | 36      | 41       | 13       | 4        | —        | 47        | 31      | 8          | —        | 3        | 2       | 88        |
| None.....                                    | 11      | 3        | 74       | 60       | 5        | 45        | 37      | 24         | 30       | 14       | 26      | 37        |
| <b>BATHTUB OR SHOWER</b>                     |         |          |          |          |          |           |         |            |          |          |         |           |
| For exclusive use of household.....          | 2 716   | 2 342    | 1 037    | 1 210    | 1 254    | 3 296     | 1 949   | 1 099      | 1 042    | 1 154    | 1 361   | 3 231     |
| Also used by another household.....          | 36      | 57       | 13       | 3        | —        | 50        | 38      | 8          | —        | 2        | 1       | 87        |
| None.....                                    | 20      | 48       | 109      | 72       | 29       | 54        | 74      | 31         | 43       | 49       | 32      | 110       |
| <b>COMPLETE KITCHEN FACILITIES</b>           |         |          |          |          |          |           |         |            |          |          |         |           |
| For exclusive use of household.....          | 2 707   | 2 362    | 1 041    | 1 206    | 1 274    | 3 327     | 1 943   | 1 087      | 1 011    | 1 155    | 1 347   | 3 371     |
| Also used by another household.....          | 4       | 5        | 2        | —        | —        | —         | 5       | —          | —        | —        | 1       | —         |
| No complete kitchen facilities.....          | 61      | 80       | 116      | 79       | 9        | 73        | 113     | 51         | 74       | 50       | 46      | 57        |
| <b>UNITS IN STRUCTURE</b>                    |         |          |          |          |          |           |         |            |          |          |         |           |
| 1.....                                       | 2 206   | 2 065    | 1 029    | 1 087    | 1 182    | 3 082     | 1 824   | 1 018      | 1 054    | 1 075    | 1 214   | 2 771     |
| 2 or more.....                               | 454     | 350      | 83       | 174      | 47       | 270       | 203     | 92         | 30       | 82       | 66      | 509       |
| Mobile home or trailer.....                  | 112     | 32       | 47       | 24       | 54       | 48        | 34      | 28         | 1        | 48       | 114     | 148       |
| <b>ROOMS</b>                                 |         |          |          |          |          |           |         |            |          |          |         |           |
| 1 room.....                                  | 34      | 38       | 20       | 30       | 4        | 32        | 33      | 15         | 4        | 4        | 4       | 99        |
| 2 rooms.....                                 | 84      | 111      | 50       | 66       | 21       | 88        | 88      | 35         | 19       | 52       | 21      | 125       |
| 3 rooms.....                                 | 340     | 334      | 172      | 183      | 77       | 304       | 213     | 142        | 93       | 112      | 93      | 429       |
| 4 rooms.....                                 | 671     | 664      | 381      | 351      | 295      | 831       | 531     | 445        | 238      | 433      | 336     | 869       |
| 5 rooms.....                                 | 760     | 734      | 313      | 360      | 396      | 1 186     | 649     | 302        | 347      | 317      | 564     | 1 030     |
| 6 rooms.....                                 | 465     | 380      | 168      | 204      | 334      | 616       | 363     | 142        | 219      | 196      | 279     | 562       |
| 7 rooms.....                                 | 208     | 123      | 36       | 55       | 115      | 202       | 110     | 45         | 96       | 65       | 69      | 187       |
| 8 rooms or more.....                         | 210     | 63       | 19       | 36       | 41       | 141       | 74      | 12         | 69       | 26       | 28      | 127       |
| Median, all units.....                       | 4.8     | 4.6      | 4.4      | 4.5      | 5.1      | 4.9       | 4.8     | 4.3        | 5.0      | 4.5      | 4.9     | 4.7       |
| Median, owner occupied units.....            | 5.3     | 5.1      | 4.8      | 5.0      | 5.4      | 5.1       | 5.1     | 4.8        | 5.3      | 4.9      | 5.1     | 5.1       |
| Median, renter occupied units.....           | 4.0     | 4.0      | 4.1      | 4.0      | 4.2      | 4.3       | 4.2     | 4.0        | 4.5      | 4.0      | 4.3     | 3.9       |
| <b>PERSONS</b>                               |         |          |          |          |          |           |         |            |          |          |         |           |
| <b>All occupied units</b> .....              | 2 505   | 2 255    | 1 000    | 1 165    | 1 231    | 3 089     | 1 839   | 1 035      | 970      | 1 125    | 1 356   | 3 219     |
| 1 person.....                                | 649     | 601      | 285      | 324      | 164      | 708       | 547     | 272        | 273      | 299      | 124     | 719       |
| 2 persons.....                               | 886     | 710      | 342      | 378      | 326      | 1 075     | 629     | 312        | 361      | 382      | 340     | 1 007     |
| 3 persons.....                               | 375     | 312      | 127      | 167      | 227      | 438       | 242     | 177        | 162      | 162      | 244     | 557       |
| 4 persons.....                               | 341     | 251      | 128      | 128      | 286      | 394       | 208     | 107        | 108      | 142      | 321     | 496       |
| 5 persons.....                               | 155     | 180      | 65       | 75       | 145      | 250       | 115     | 75         | 63       | 73       | 155     | 253       |
| 6 persons.....                               | 58      | 86       | 28       | 56       | 53       | 137       | 62      | 38         | 25       | 36       | 94      | 116       |
| 7 persons.....                               | 26      | 50       | 11       | 15       | 16       | 52        | 18      | 26         | 16       | 11       | 46      | 39        |
| 8 persons or more.....                       | 15      | 65       | 14       | 22       | 14       | 35        | 18      | 31         | 7        | 20       | 32      | 32        |
| Median, all occupied units.....              | 2.2     | 2.2      | 2.1      | 2.2      | 3.1      | 2.3       | 2.1     | 2.3        | 2.1      | 2.2      | 3.4     | 2.4       |
| Median, owner occupied units.....            | 2.3     | 2.2      | 2.1      | 2.2      | 3.1      | 2.3       | 2.1     | 2.2        | 2.1      | 2.2      | 3.4     | 2.4       |
| Median, renter occupied units.....           | 2.0     | 2.4      | 2.2      | 2.1      | 2.8      | 2.3       | 2.1     | 2.5        | 2.1      | 2.3      | 3.3     | 2.3       |
| <b>PERSONS PER ROOM</b>                      |         |          |          |          |          |           |         |            |          |          |         |           |
| <b>All occupied units</b> .....              | 2 505   | 2 255    | 1 000    | 1 165    | 1 231    | 3 089     | 1 839   | 1 035      | 970      | 1 125    | 1 356   | 3 219     |
| 1.00 or less.....                            | 2 427   | 2 022    | 926      | 1 066    | 1 148    | 2 894     | 1 748   | 909        | 935      | 1 048    | 1 205   | 3 023     |
| 1.01 to 1.50.....                            | 69      | 138      | 48       | 55       | 67       | 168       | 73      | 81         | 30       | 56       | 120     | 148       |
| 1.51 or more.....                            | 9       | 95       | 26       | 44       | 16       | 27        | 18      | 45         | 5        | 21       | 31      | 48        |
| <b>With all plumbing facilities</b> .....    | 2 470   | 2 151    | 897      | 1 089    | 1 198    | 3 013     | 1 733   | 989        | 936      | 1 074    | 1 320   | 3 013     |
| 1.00 or less.....                            | 2 395   | 1 934    | 840      | 1 003    | 1 119    | 2 824     | 1 648   | 869        | 904      | 1 004    | 1 174   | 2 834     |
| 1.01 to 1.50.....                            | 67      | 130      | 42       | 51       | 65       | 165       | 68      | 79         | 30       | 52       | 117     | 137       |
| 1.51 or more.....                            | 8       | 87       | 15       | 35       | 14       | 24        | 17      | 41         | 2        | 18       | 29      | 42        |



Table 23. **Occupancy, Utilization, and Plumbing Characteristics for Places of 2,500 to 10,000 Inhabitants: 1970—Continued**

[For minimum base for derived figures (percent, median, etc.) and meaning of symbols, see text]

| Places                                  | Cleveland | Clinton | Collinsville | Commerce | Cushing | Dewey   | Drumright | Elk City | Fairview | Frederick | Guthrie | Guymon   |
|---|-----------|---------|--------------|----------|---------|---------|-----------|----------|----------|-----------|---------|----------|
| Total population                        | 2 573     | 8 513   | 3 009        | 2 593    | 7 529   | 3 958   | 2 931     | 7 323    | 2 894    | 6 132     | 9 575   | 7 674    |
| All housing units                       | 1 117     | 3 366   | 1 105        | 1 014    | 3 268   | 1 426   | 1 289     | 3 090    | 1 186    | 2 433     | 3 481   | 2 695    |
| Vacant—seasonal and migratory           | —         | —       | —            | —        | —       | —       | —         | —        | —        | —         | —       | 1        |
| All year-round housing units            | 1 117     | 3 366   | 1 105        | 1 014    | 3 268   | 1 426   | 1 289     | 3 090    | 1 186    | 2 433     | 3 481   | 2 694    |
| <b>POPULATION</b>                       |           |         |              |          |         |         |           |          |          |           |         |          |
| Population in housing units             | 2 531     | 8 278   | 2 959        | 2 583    | 7 409   | 3 880   | 2 846     | 7 170    | 2 837    | 6 010     | 8 484   | 7 560    |
| Per occupied unit                       | 2.5       | 2.7     | 2.9          | 2.7      | 2.5     | 2.9     | 2.5       | 2.7      | 2.7      | 2.8       | 2.7     | 3.1      |
| Owner                                   | 2.4       | 2.7     | 2.8          | 2.7      | 2.4     | 2.9     | 2.5       | 2.6      | 2.7      | 2.7       | 2.7     | 3.1      |
| Renter                                  | 2.6       | 2.7     | 2.9          | 2.9      | 2.5     | 2.9     | 2.4       | 2.8      | 2.8      | 3.0       | 2.7     | 2.9      |
| <b>TENURE, RACE, AND VACANCY STATUS</b> |           |         |              |          |         |         |           |          |          |           |         |          |
| Owner occupied                          | 716       | 1 992   | 696          | 688      | 2 115   | 1 000   | 831       | 1 988    | 797      | 1 528     | 2 284   | 1 684    |
| White                                   | 701       | 1 845   | 654          | 662      | 2 015   | 924     | 799       | 1 933    | 793      | 1 361     | 1 822   | 1 677    |
| Negro                                   | 3         | 102     | —            | —        | 81      | 42      | 12        | 40       | 2        | 154       | 369     | —        |
| Renter occupied                         | 313       | 1 053   | 337          | 257      | 878     | 321     | 316       | 715      | 257      | 611       | 973     | 774      |
| White                                   | 308       | 910     | 308          | 249      | 817     | 279     | 299       | 660      | 253      | 461       | 760     | 766      |
| Negro                                   | 2         | 91      | —            | —        | 43      | 19      | 9         | 39       | —        | 133       | 205     | 1        |
| Vacant year-round                       | 88        | 321     | 72           | 69       | 275     | 105     | 142       | 387      | 132      | 294       | 384     | 236      |
| For sale only                           | 12        | 34      | 12           | 4        | 61      | 27      | 25        | 75       | 11       | 47        | 60      | 28       |
| Vacant less than 6 months               | 5         | 21      | 5            | —        | 28      | 10      | 7         | 45       | 4        | 27        | 40      | 26       |
| Median price asked                      | \$5 800   | \$8 100 | \$9 400      | —        | \$6 100 | \$7 300 | \$5000—   | \$8 300  | \$6 300  | \$7 500   | \$5 600 | \$11 700 |
| For rent                                | 24        | 237     | 32           | 31       | 84      | 28      | 52        | 218      | 68       | 176       | 110     | 148      |
| Vacant less than 2 months               | 5         | 155     | 10           | 21       | 42      | 7       | 22        | 109      | 30       | 76        | 55      | 113      |
| Median rent asked                       | \$40      | \$60    | \$55         | \$44     | \$51    | \$53    | \$41      | \$51     | \$54     | \$41      | \$44    | \$64     |
| Other                                   | 52        | 50      | 28           | 34       | 130     | 50      | 65        | 94       | 53       | 71        | 134     | 60       |
| <b>PLUMBING FACILITIES</b>              |           |         |              |          |         |         |           |          |          |           |         |          |
| With all plumbing facilities            | 1 074     | 3 285   | 1 050        | 931      | 3 160   | 1 376   | 1 227     | 2 996    | 1 135    | 2 308     | 3 272   | 2 645    |
| Lacking some or all plumbing facilities | 43        | 81      | 55           | 83       | 108     | 62      | 62        | 94       | 51       | 125       | 209     | 49       |
| Lacking only hot water                  | 8         | 10      | 7            | 3        | 15      | 5       | 8         | 14       | 14       | 20        | 23      | 6        |
| Lacking other plumbing facilities       | 35        | 71      | 48           | 80       | 93      | 45      | 54        | 80       | 37       | 105       | 186     | 43       |
| <b>PIPED WATER IN STRUCTURE</b>         |           |         |              |          |         |         |           |          |          |           |         |          |
| Hot and cold                            | 1 097     | 3 324   | 1 080        | 995      | 3 224   | 1 388   | 1 241     | 3 044    | 1 167    | 2 327     | 3 332   | 2 677    |
| Cold only                               | 17        | 33      | 19           | 13       | 36      | 11      | 32        | 32       | 17       | 73        | 73      | 8        |
| None                                    | 3         | 9       | 6            | 6        | 8       | 27      | 16        | 14       | 2        | 33        | 76      | 9        |
| <b>FLUSH TOILET</b>                     |           |         |              |          |         |         |           |          |          |           |         |          |
| For exclusive use of household          | 1 107     | 3 316   | 1 076        | 980      | 3 229   | 1 390   | 1 252     | 3 037    | 1 159    | 2 375     | 3 319   | 2 656    |
| Also used by another household          | 1         | 23      | 20           | 23       | 10      | 1       | 9         | 22       | 7        | 8         | 33      | 23       |
| None                                    | 9         | 27      | 9            | 11       | 29      | 35      | 28        | 31       | 20       | 50        | 129     | 15       |
| <b>BATHTUB OR SHOWER</b>                |           |         |              |          |         |         |           |          |          |           |         |          |
| For exclusive use of household          | 1 082     | 3 300   | 1 057        | 937      | 3 187   | 1 381   | 1 235     | 3 013    | 1 150    | 2 330     | 3 299   | 2 654    |
| Also used by another household          | 3         | 22      | 22           | 23       | 10      | 1       | 9         | 24       | 7        | 9         | 36      | 23       |
| None                                    | 32        | 44      | 26           | 54       | 71      | 44      | 45        | 53       | 29       | 94        | 146     | 17       |
| <b>COMPLETE KITCHEN FACILITIES</b>      |           |         |              |          |         |         |           |          |          |           |         |          |
| For exclusive use of household          | 1 069     | 3 268   | 1 059        | 984      | 3 155   | 1 361   | 1 201     | 2 994    | 1 135    | 2 304     | 3 300   | 2 630    |
| Also used by another household          | —         | 1       | —            | 1        | 2       | —       | —         | 3        | —        | 1         | 9       | —        |
| No complete kitchen facilities          | 48        | 97      | 46           | 29       | 111     | 65      | 88        | 93       | 51       | 128       | 172     | 64       |
| <b>UNITS IN STRUCTURE</b>               |           |         |              |          |         |         |           |          |          |           |         |          |
| 1                                       | 1 034     | 2 869   | 970          | 934      | 3 037   | 1 365   | 1 170     | 2 722    | 1 021    | 2 165     | 3 074   | 2 319    |
| 2 or more                               | 46        | 422     | 104          | 71       | 207     | 50      | 104       | 287      | 89       | 252       | 371     | 226      |
| Mobile home or trailer                  | 37        | 75      | 31           | 9        | 24      | 11      | 15        | 81       | 76       | 16        | 36      | 149      |
| <b>ROOMS</b>                            |           |         |              |          |         |         |           |          |          |           |         |          |
| 1 room                                  | 3         | 59      | 22           | 10       | 20      | 1       | 13        | 32       | 19       | 12        | 27      | 52       |
| 2 rooms                                 | 27        | 96      | 31           | 36       | 68      | 20      | 30        | 95       | 30       | 88        | 80      | 113      |
| 3 rooms                                 | 99        | 383     | 124          | 108      | 369     | 107     | 150       | 327      | 80       | 268       | 288     | 243      |
| 4 rooms                                 | 290       | 931     | 316          | 359      | 893     | 324     | 332       | 947      | 306      | 648       | 683     | 634      |
| 5 rooms                                 | 352       | 1 099   | 362          | 348      | 1 063   | 496     | 453       | 1 030    | 402      | 806       | 1 122   | 870      |
| 6 rooms                                 | 219       | 535     | 166          | 119      | 581     | 234     | 234       | 450      | 225      | 398       | 698     | 489      |
| 7 rooms                                 | 75        | 173     | 47           | 29       | 170     | 112     | 50        | 134      | 79       | 115       | 307     | 179      |
| 8 rooms or more                         | 52        | 90      | 37           | 5        | 104     | 56      | 27        | 75       | 45       | 98        | 276     | 114      |
| Median, all units                       | 4.9       | 4.7     | 4.7          | 4.5      | 4.8     | 5.0     | 4.8       | 4.6      | 4.9      | 4.7       | 5.1     | 4.9      |
| Median, owner occupied units            | 5.1       | 5.0     | 4.9          | 4.7      | 5.0     | 5.2     | 5.0       | 4.9      | 5.1      | 5.1       | 5.4     | 5.2      |
| Median, renter occupied units           | 4.4       | 4.1     | 4.1          | 4.0      | 4.2     | 4.4     | 4.1       | 4.1      | 4.3      | 4.1       | 4.4     | 4.1      |
| <b>PERSONS</b>                          |           |         |              |          |         |         |           |          |          |           |         |          |
| All occupied units                      | 1 029     | 3 045   | 1 033        | 945      | 2 993   | 1 321   | 1 147     | 2 703    | 1 054    | 2 139     | 3 177   | 2 458    |
| 1 person                                | 283       | 718     | 211          | 221      | 803     | 254     | 310       | 677      | 247      | 510       | 816     | 413      |
| 2 persons                               | 393       | 1 032   | 308          | 303      | 1 117   | 416     | 430       | 953      | 365      | 740       | 1 093   | 726      |
| 3 persons                               | 135       | 493     | 187          | 148      | 409     | 198     | 154       | 383      | 141      | 310       | 470     | 419      |
| 4 persons                               | 112       | 382     | 171          | 131      | 352     | 241     | 135       | 343      | 154      | 264       | 369     | 405      |
| 5 persons                               | 60        | 219     | 92           | 91       | 202     | 119     | 70        | 187      | 92       | 133       | 186     | 289      |
| 6 persons                               | 23        | 111     | 35           | 33       | 65      | 55      | 29        | 73       | 37       | 62        | 120     | 127      |
| 7 persons                               | 16        | 43      | 18           | 11       | 29      | 15      | 7         | 46       | 13       | 47        | 70      | 43       |
| 8 persons or more                       | 7         | 47      | 11           | 7        | 16      | 23      | 12        | 41       | 5        | 73        | 53      | 36       |
| Median, all occupied units              | 2.1       | 2.3     | 2.5          | 2.3      | 2.1     | 2.5     | 2.3       | 2.2      | 2.3      | 2.3       | 2.2     | 2.7      |
| Median, owner occupied units            | 2.1       | 2.3     | 2.4          | 2.3      | 2.1     | 2.5     | 2.1       | 2.2      | 2.2      | 2.2       | 2.2     | 2.8      |
| Median, renter occupied units           | 2.1       | 2.3     | 2.7          | 2.6      | 2.2     | 2.6     | 2.0       | 2.3      | 2.4      | 2.4       | 2.2     | 2.5      |
| <b>PERSONS PER ROOM</b>                 |           |         |              |          |         |         |           |          |          |           |         |          |
| All occupied units                      | 1 029     | 3 045   | 1 033        | 945      | 2 993   | 1 321   | 1 147     | 2 703    | 1 054    | 2 139     | 3 177   | 2 458    |
| 1.00 or less                            | 996       | 2 828   | 960          | 883      | 2 875   | 1 245   | 1 102     | 2 519    | 998      | 1 938     | 2 996   | 2 252    |
| 1.01 to 1.50                            | 27        | 161     | 61           | 52       | 94      | 60      | 32        | 131      | 48       | 120       | 138     | 160      |
| 1.51 or more                            | 6         | 56      | 12           | 10       | 24      | 16      | 13        | 53       | 8        | 81        | 43      | 46       |
| With all plumbing facilities            | 997       | 2 978   | 992          | 878      | 2 907   | 1 280   | 1 112     | 2 638    | 1 029    | 2 068     | 3 010   | 2 426    |
| 1.00 or less                            | 964       | 2 771   | 923          | 821      | 2 793   | 1 207   | 1 069     | 2 460    | 973      | 1 882     | 2 851   | 2 223    |
| 1.01 to 1.50                            | 27        | 156     | 58           | 51       | 91      | 57      | 31        | 128      | 48       | 115       | 125     | 160      |
| 1.51 or more                            | 6         | 51      | 11           | 6        | 23      | 16      | 12        | 50       | 8        | 71        | 34      | 43       |

Table 23. **Occupancy, Utilization, and Plumbing Characteristics for Places of 2,500 to 10,000 Inhabitants: 1970—Continued**

[For minimum base for derived figures (percent, median, etc.) and meaning of symbols, see text]

| Places                                       | Heavener | Henryetta | Hobart  | Holdenville | Hollis  | Hugo    | Idabel  | Kingfisher | Lindsay | Madill  | Mangum  | Marlow  |
|--|----------|-----------|---------|-------------|---------|---------|---------|------------|---------|---------|---------|---------|
| Total population.....                        | 2 566    | 6 430     | 4 638   | 5 181       | 3 150   | 6 585   | 5 946   | 4 042      | 3 705   | 2 875   | 4 066   | 3 993   |
| All housing units.....                       | 1 030    | 2 702     | 1 927   | 2 321       | 1 300   | 2 624   | 2 301   | 1 530      | 1 363   | 1 242   | 1 865   | 1 764   |
| Vacant—seasonal and migratory.....           | —        | —         | —       | —           | 1       | 5       | —       | —          | —       | —       | 1       | —       |
| All year-round housing units.....            | 1 030    | 2 702     | 1 927   | 2 321       | 1 299   | 2 619   | 2 301   | 1 530      | 1 363   | 1 242   | 1 864   | 1 764   |
| <b>POPULATION</b>                            |          |           |         |             |         |         |         |            |         |         |         |         |
| Population in housing units.....             | 2 499    | 6 257     | 4 532   | 5 002       | 3 002   | 6 410   | 5 746   | 3 926      | 3 618   | 2 775   | 3 955   | 3 882   |
| Per occupied unit.....                       | 2.6      | 2.5       | 2.6     | 2.4         | 2.6     | 2.7     | 2.7     | 2.7        | 2.9     | 2.4     | 2.3     | 2.4     |
| Owner.....                                   | 2.6      | 2.5       | 2.5     | 2.3         | 2.4     | 2.7     | 2.6     | 2.7        | 2.9     | 2.4     | 2.3     | 2.4     |
| Renter.....                                  | 2.7      | 2.7       | 2.7     | 2.6         | 3.0     | 2.7     | 2.9     | 2.9        | 2.8     | 2.5     | 2.5     | 2.5     |
| <b>TENURE, RACE, AND VACANCY STATUS</b>      |          |           |         |             |         |         |         |            |         |         |         |         |
| Owner occupied.....                          | 711      | 1 795     | 1 299   | 1 517       | 825     | 1 471   | 1 307   | 1 049      | 880     | 757     | 1 190   | 1 199   |
| White.....                                   | 699      | 1 731     | 1 206   | 1 393       | 819     | 1 169   | 940     | 975        | 873     | 701     | 1 123   | 1 170   |
| Negro.....                                   | —        | 5         | 67      | 53          | 4       | 234     | 338     | 54         | —       | 33      | 64      | 1       |
| Renter occupied.....                         | 250      | 660       | 452     | 576         | 327     | 933     | 379     | 388        | 379     | 388     | 511     | 397     |
| White.....                                   | 244      | 624       | 412     | 505         | 274     | 736     | 590     | 344        | 378     | 346     | 483     | 382     |
| Negro.....                                   | —        | 2         | 29      | 23          | 48      | 140     | 153     | 19         | —       | 16      | 27      | —       |
| Vacant year-round.....                       | 69       | 247       | 176     | 228         | 147     | 215     | 201     | 102        | 95      | 106     | 163     | 168     |
| For sale only.....                           | 9        | 29        | 31      | 25          | 16      | 13      | 21      | 14         | 23      | 16      | 34      | 30      |
| Vacant less than 6 months.....               | 5        | 13        | 12      | 12          | 8       | 7       | 13      | 8          | 13      | 9       | 17      | 10      |
| Median price asked.....                      | \$8 300  | \$5 300   | \$5 000 | \$5 000     | \$5 000 | \$5 000 | \$7 300 | \$10 000   | \$6 300 | \$6 300 | \$5 900 | \$5 000 |
| For rent.....                                | 22       | 84        | 77      | 126         | 64      | 88      | 78      | 30         | 43      | 40      | 52      | 34      |
| Vacant less than 2 months.....               | 17       | 43        | 17      | 98          | 19      | 58      | 30      | 19         | 21      | 20      | 28      | 14      |
| Median rent asked.....                       | \$48     | \$41      | \$39    | \$34        | \$36    | \$38    | \$34    | \$46       | \$44    | \$43    | \$36    | \$41    |
| Other.....                                   | 38       | 134       | 68      | 77          | 67      | 114     | 102     | 58         | 29      | 50      | 77      | 104     |
| <b>PLUMBING FACILITIES</b>                   |          |           |         |             |         |         |         |            |         |         |         |         |
| With all plumbing facilities.....            | 981      | 2 485     | 1 857   | 2 177       | 1 257   | 2 386   | 1 955   | 1 467      | 1 336   | 1 177   | 1 821   | 1 680   |
| Lacking some or all plumbing facilities..... | 49       | 217       | 70      | 144         | 42      | 233     | 346     | 63         | 27      | 65      | 43      | 84      |
| Lacking only hot water.....                  | 6        | 14        | 29      | 15          | 15      | 24      | 27      | 5          | 1       | 8       | 12      | 19      |
| Lacking other plumbing facilities.....       | 43       | 203       | 41      | 129         | 27      | 209     | 319     | 58         | 26      | 57      | 31      | 65      |
| <b>PIPED WATER IN STRUCTURE</b>              |          |           |         |             |         |         |         |            |         |         |         |         |
| Hot and cold.....                            | 999      | 2 587     | 1 877   | 2 249       | 1 268   | 2 426   | 2 005   | 1 500      | 1 349   | 1 205   | 1 830   | 1 702   |
| Cold only.....                               | 21       | 78        | 41      | 47          | 29      | 94      | 98      | 18         | 6       | 21      | 25      | 41      |
| None.....                                    | 10       | 37        | 9       | 25          | 2       | 99      | 198     | 12         | 8       | 16      | 9       | 21      |
| <b>FLUSH TOILET</b>                          |          |           |         |             |         |         |         |            |         |         |         |         |
| For exclusive use of household.....          | 996      | 2 528     | 1 909   | 2 253       | 1 286   | 2 443   | 2 003   | 1 487      | 1 349   | 1 209   | 1 846   | 1 714   |
| Also used by another household.....          | 6        | 74        | 6       | 20          | 3       | 19      | 12      | 21         | 2       | 6       | 15      | 15      |
| None.....                                    | 28       | 100       | 12      | 48          | 10      | 157     | 286     | 22         | 12      | 27      | 17      | 35      |
| <b>BATHTUB OR SHOWER</b>                     |          |           |         |             |         |         |         |            |         |         |         |         |
| For exclusive use of household.....          | 994      | 2 513     | 1 888   | 2 196       | 1 272   | 2 413   | 2 011   | 1 475      | 1 338   | 1 187   | 1 834   | 1 701   |
| Also used by another household.....          | 5        | 75        | 7       | 19          | 3       | 21      | 12      | 21         | 4       | 6       | 3       | 16      |
| None.....                                    | 31       | 114       | 32      | 106         | 24      | 185     | 278     | 34         | 21      | 49      | 27      | 47      |
| <b>COMPLETE KITCHEN FACILITIES</b>           |          |           |         |             |         |         |         |            |         |         |         |         |
| For exclusive use of household.....          | 1 007    | 2 629     | 1 843   | 2 245       | 1 268   | 2 438   | 2 026   | 1 443      | 1 353   | 1 195   | 1 778   | 1 650   |
| Also used by another household.....          | —        | —         | —       | —           | —       | —       | —       | —          | —       | —       | 3       | —       |
| No complete kitchen facilities.....          | 23       | 73        | 84      | 75          | 31      | 181     | 275     | 87         | 10      | 47      | 83      | 114     |
| <b>UNITS IN STRUCTURE</b>                    |          |           |         |             |         |         |         |            |         |         |         |         |
| 1.....                                       | 949      | 2 460     | 1 713   | 2 026       | 1 261   | 2 260   | 2 082   | 1 367      | 1 250   | 1 079   | 1 752   | 1 636   |
| 2 or more.....                               | 66       | 211       | 192     | 263         | 27      | 278     | 168     | 122        | 73      | 144     | 98      | 99      |
| Mobile home or trailer.....                  | 15       | 31        | 22      | 32          | 11      | 81      | 51      | 41         | 40      | 19      | 14      | 29      |
| <b>ROOMS</b>                                 |          |           |         |             |         |         |         |            |         |         |         |         |
| 1 room.....                                  | 6        | 28        | 11      | 15          | 3       | 37      | 21      | 31         | 6       | 8       | 25      | 13      |
| 2 rooms.....                                 | 23       | 75        | 60      | 80          | 23      | 90      | 65      | 33         | 35      | 44      | 58      | 59      |
| 3 rooms.....                                 | 63       | 249       | 235     | 235         | 139     | 362     | 263     | 94         | 125     | 188     | 142     | 184     |
| 4 rooms.....                                 | 238      | 737       | 513     | 565         | 403     | 798     | 703     | 341        | 379     | 357     | 503     | 533     |
| 5 rooms.....                                 | 370      | 906       | 615     | 741         | 395     | 769     | 687     | 539        | 493     | 350     | 661     | 592     |
| 6 rooms.....                                 | 231      | 492       | 329     | 478         | 217     | 387     | 390     | 319        | 239     | 201     | 314     | 276     |
| 7 rooms.....                                 | 61       | 129       | 101     | 131         | 72      | 118     | 115     | 102        | 58      | 57      | 98      | 66      |
| 8 rooms or more.....                         | 38       | 86        | 63      | 76          | 47      | 58      | 57      | 71         | 28      | 37      | 43      | 41      |
| Median, all units.....                       | 5.0      | 4.8       | 4.7     | 4.9         | 4.7     | 4.5     | 4.6     | 5.0        | 4.8     | 4.6     | 4.8     | 4.7     |
| Median, owner occupied units.....            | 5.2      | 5.0       | 5.1     | 5.0         | 5.0     | 4.9     | 5.0     | 5.2        | 5.0     | 5.0     | 5.0     | 4.9     |
| Median, renter occupied units.....           | 4.3      | 4.2       | 4.0     | 4.2         | 4.2     | 4.0     | 4.2     | 4.4        | 4.1     | 3.7     | 4.3     | 4.1     |
| <b>PERSONS</b>                               |          |           |         |             |         |         |         |            |         |         |         |         |
| All occupied units.....                      | 961      | 2 455     | 1 751   | 2 093       | 1 132   | 2 404   | 2 100   | 1 428      | 1 268   | 1 136   | 1 701   | 1 596   |
| 1 person.....                                | 228      | 599       | 527     | 629         | 296     | 648     | 601     | 346        | 235     | 329     | 505     | 452     |
| 2 persons.....                               | 360      | 942       | 589     | 811         | 413     | 789     | 637     | 485        | 430     | 412     | 677     | 584     |
| 3 persons.....                               | 144      | 353       | 223     | 262         | 187     | 365     | 289     | 213        | 220     | 159     | 210     | 246     |
| 4 persons.....                               | 112      | 303       | 194     | 198         | 122     | 265     | 248     | 185        | 191     | 124     | 171     | 151     |
| 5 persons.....                               | 61       | 133       | 98      | 93          | 61      | 168     | 154     | 92         | 109     | 64      | 83      | 97      |
| 6 persons.....                               | 36       | 72        | 53      | 48          | 33      | 80      | 76      | 51         | 55      | 27      | 34      | 41      |
| 7 persons.....                               | 13       | 31        | 27      | 27          | 18      | 48      | 41      | 25         | 19      | 11      | 13      | 15      |
| 8 persons or more.....                       | 7        | 22        | 35      | 25          | 22      | 41      | 54      | 31         | 9       | 10      | 8       | 10      |
| Median, all occupied units.....              | 2.2      | 2.2       | 2.1     | 2.0         | 2.2     | 2.2     | 2.3     | 2.4        | 2.4     | 2.1     | 2.0     | 2.1     |
| Median, owner occupied units.....            | 2.2      | 2.2       | 2.0     | 2.0         | 2.1     | 2.2     | 2.1     | 2.2        | 2.4     | 2.1     | 2.0     | 2.1     |
| Median, renter occupied units.....           | 2.3      | 2.2       | 2.1     | 2.1         | 2.5     | 2.2     | 2.3     | 2.4        | 2.4     | 2.1     | 2.1     | 2.2     |
| <b>PERSONS PER ROOM</b>                      |          |           |         |             |         |         |         |            |         |         |         |         |
| All occupied units.....                      | 961      | 2 455     | 1 751   | 2 093       | 1 132   | 2 404   | 2 100   | 1 428      | 1 268   | 1 136   | 1 701   | 1 596   |
| 1.00 or less.....                            | 908      | 2 321     | 1 620   | 1 985       | 1 069   | 2 201   | 1 900   | 1 344      | 1 168   | 1 068   | 1 633   | 1 527   |
| 1.01 to 1.50.....                            | 42       | 103       | 75      | 70          | 53      | 138     | 126     | 60         | 89      | 55      | 51      | 50      |
| 1.51 or more.....                            | 11       | 31        | 56      | 38          | 30      | 65      | 74      | 24         | 11      | 13      | 17      | 19      |
| With all plumbing facilities.....            | 917      | 2 291     | 1 704   | 1 976       | 1 124   | 2 208   | 1 820   | 1 381      | 1 243   | 1 083   | 1 674   | 1 537   |
| 1.00 or less.....                            | 871      | 2 179     | 1 584   | 1 881       | 1 043   | 2 036   | 1 673   | 1 301      | 1 144   | 1 018   | 1 607   | 1 472   |
| 1.01 to 1.50.....                            | 37       | 94        | 71      | 64          | 52      | 127     | 97      | 59         | 89      | 53      | 50      | 48      |
| 1.51 or more.....                            | 9        | 18        | 49      | 31          | 29      | 45      | 50      | 21         | 10      | 12      | 17      | 17      |

Table 23. **Occupancy, Utilization, and Plumbing Characteristics for Places of 2,500 to 10,000 Inhabitants: 1970—Continued**

[For minimum base for derived figures (percent, median, etc.) and meaning of symbols, see text]

| Places                                       | Mustang  | New Cordell | Nichols Hills | Nicama Park | Nowata  | Okemah  | Owasso   | Pauls Valley | Pawhuska | Perry   | Pateau  | Pryor    |
|--|----------|-------------|---------------|-------------|---------|---------|----------|--------------|----------|---------|---------|----------|
| <b>Total population</b> .....                | 2 637    | 3 261       | 4 478         | 2 560       | 3 679   | 2 913   | 3 491    | 5 769        | 4 238    | 5 341   | 5 500   | 7 037    |
| <b>All housing units</b> .....               | 773      | 1 435       | 1 653         | 837         | 1 586   | 1 286   | 1 101    | 2 420        | 1 872    | 2 172   | 2 159   | 2 618    |
| Vacant—seasonal and migratory                | —        | —           | —             | —           | —       | —       | —        | —            | 1        | 1       | —       | 1        |
| <b>All year-round housing units</b> .....    | 773      | 1 435       | 1 653         | 837         | 1 586   | 1 286   | 1 101    | 2 420        | 1 871    | 2 171   | 2 159   | 2 617    |
| <b>POPULATION</b>                            |          |             |               |             |         |         |          |              |          |         |         |          |
| <b>Population in housing units</b> .....     | 2 637    | 3 156       | 4 472         | 2 560       | 3 510   | 2 863   | 3 491    | 5 649        | 4 136    | 5 245   | 5 350   | 6 689    |
| Per occupied unit.....                       | 3.7      | 2.6         | 2.8           | 3.1         | 2.4     | 2.5     | 3.4      | 2.6          | 2.6      | 2.6     | 2.6     | 2.7      |
| Owner.....                                   | 3.7      | 2.6         | 2.8           | 3.3         | 2.4     | 2.4     | 3.5      | 2.5          | 2.6      | 2.5     | 2.6     | 2.6      |
| Renter.....                                  | 3.7      | 2.5         | 2.3           | 2.6         | 2.5     | 2.6     | 3.1      | 2.7          | 2.4      | 2.8     | 2.7     | 2.8      |
| <b>TENURE, RACE, AND VACANCY STATUS</b>      |          |             |               |             |         |         |          |              |          |         |         |          |
| <b>Owner occupied</b> .....                  | 628      | 953         | 1 472         | 628         | 1 045   | 751     | 730      | 1 440        | 1 063    | 1 467   | 1 299   | 1 681    |
| White.....                                   | 620      | 950         | 1 466         | 605         | 935     | 736     | 703      | 1 347        | 918      | 1 412   | 1 244   | 1 605    |
| Negro.....                                   | —        | —           | 1             | 14          | 67      | —       | —        | 75           | 52       | 45      | 30      | —        |
| <b>Renter occupied</b> .....                 | 83       | 282         | 131           | 191         | 399     | 403     | 309      | 744          | 554      | 539     | 722     | 792      |
| White.....                                   | 81       | 281         | 125           | 181         | 337     | 359     | 295      | 688          | 447      | 484     | 674     | 729      |
| Negro.....                                   | —        | 1           | 2             | 5           | 28      | —       | —        | 44           | 17       | 44      | 9       | —        |
| <b>Vacant year-round</b> .....               | 62       | 200         | 50            | 18          | 142     | 132     | 62       | 236          | 254      | 165     | 138     | 144      |
| For sale only.....                           | 45       | 43          | 21            | 16          | 14      | 8       | 29       | 53           | 21       | 26      | 23      | —        |
| Vacant less than 6 months.....               | 44       | 22          | 12            | —           | 6       | 10      | 7        | 19           | 27       | 14      | 15      | 16       |
| Median price asked.....                      | \$17 600 | \$7 300     | \$33 300      | —           | \$6 300 | \$5 000 | \$18 500 | \$7 500      | \$5 900  | \$7 800 | \$6 300 | \$14 500 |
| For rent.....                                | 5        | 117         | 6             | 9           | 80      | 56      | 50       | 132          | 146      | 59      | 54      | 71       |
| Vacant less than 2 months.....               | 5        | 22          | 3             | 8           | 33      | 31      | 43       | 54           | 48       | 24      | 30      | 55       |
| Median rent asked.....                       | \$95     | \$49        | \$175         | \$83        | \$45    | \$41    | \$125    | \$45         | \$42     | \$40    | \$48    | \$60     |
| Other.....                                   | 12       | 40          | 23            | 8           | 46      | 62      | 4        | 75           | 55       | 85      | 58      | 50       |
| <b>PLUMBING FACILITIES</b>                   |          |             |               |             |         |         |          |              |          |         |         |          |
| <b>With all plumbing facilities</b> .....    | 755      | 1 393       | 1 646         | 817         | 1 465   | 1 174   | 1 096    | 2 331        | 1 795    | 2 106   | 2 045   | 2 595    |
| Lacking some or all plumbing facilities..... | 18       | 42          | 7             | 20          | 121     | 112     | 5        | 89           | 76       | 65      | 114     | 22       |
| Lacking only hot water.....                  | 1        | 5           | 2             | 4           | 3       | 11      | 2        | 35           | 7        | 12      | 15      | 2        |
| Lacking other plumbing facilities.....       | 17       | 37          | 5             | 16          | 118     | 101     | 3        | 54           | 69       | 53      | 99      | 20       |
| <b>PIPED WATER IN STRUCTURE</b>              |          |             |               |             |         |         |          |              |          |         |         |          |
| <b>Hot and cold</b> .....                    | 765      | 1 417       | 1 649         | 826         | 1 523   | 1 246   | 1 098    | 2 351        | 1 820    | 2 122   | 2 082   | 2 603    |
| Cold only.....                               | 5        | 13          | 3             | 7           | 37      | 32      | 3        | 59           | 26       | 33      | 60      | 12       |
| None.....                                    | 3        | 5           | 1             | 4           | 26      | 8       | —        | 10           | 25       | 16      | 17      | 2        |
| <b>FLUSH TOILET</b>                          |          |             |               |             |         |         |          |              |          |         |         |          |
| <b>For exclusive use of household</b> .....  | 764      | 1 416       | 1 649         | 823         | 1 505   | 1 218   | 1 100    | 2 387        | 1 815    | 2 138   | 2 086   | 2 611    |
| Also used by another household.....          | —        | 3           | —             | 7           | 35      | 47      | 1        | 12           | 11       | 3       | 24      | 1        |
| None.....                                    | 9        | 16          | 4             | 7           | 46      | 21      | —        | 21           | 45       | 30      | 49      | 5        |
| <b>BATHTUB OR SHOWER</b>                     |          |             |               |             |         |         |          |              |          |         |         |          |
| <b>For exclusive use of household</b> .....  | 757      | 1 400       | 1 650         | 822         | 1 471   | 1 190   | 1 098    | 2 368        | 1 808    | 2 123   | 2 067   | 2 598    |
| Also used by another household.....          | —        | 3           | —             | 7           | 34      | 47      | 1        | 13           | 14       | 5       | 21      | 2        |
| None.....                                    | 16       | 32          | 3             | 8           | 81      | 49      | 2        | 39           | 49       | 43      | 71      | 17       |
| <b>COMPLETE KITCHEN FACILITIES</b>           |          |             |               |             |         |         |          |              |          |         |         |          |
| <b>For exclusive use of household</b> .....  | 766      | 1 378       | 1 643         | 816         | 1 488   | 1 233   | 1 097    | 2 360        | 1 808    | 2 096   | 2 079   | 2 591    |
| Also used by another household.....          | —        | —           | —             | 2           | —       | —       | —        | 1            | 2        | —       | 6       | —        |
| No complete kitchen facilities.....          | 7        | 57          | 10            | 19          | 98      | 53      | 4        | 59           | 61       | 75      | 74      | 26       |
| <b>UNITS IN STRUCTURE</b>                    |          |             |               |             |         |         |          |              |          |         |         |          |
| <b>1</b> .....                               | 754      | 1 318       | 1 571         | 766         | 1 420   | 1 122   | 849      | 2 202        | 1 595    | 1 962   | 1 949   | 2 402    |
| 2 or more.....                               | 4        | 92          | 82            | 48          | 135     | 135     | 186      | 189          | 250      | 130     | 152     | 197      |
| Mobile home or trailer.....                  | 15       | 25          | —             | 23          | 31      | 29      | 66       | 29           | 26       | 79      | 58      | 18       |
| <b>ROOMS</b>                                 |          |             |               |             |         |         |          |              |          |         |         |          |
| <b>1 room</b> .....                          | 1        | 6           | 4             | 10          | 21      | 16      | 5        | 18           | 51       | 7       | 34      | 27       |
| 2 rooms.....                                 | 7        | 45          | 13            | 26          | 52      | 67      | 37       | 52           | 81       | 58      | 52      | 80       |
| 3 rooms.....                                 | 25       | 134         | 13            | 68          | 164     | 177     | 110      | 248          | 194      | 221     | 132     | 235      |
| 4 rooms.....                                 | 121      | 340         | 50            | 181         | 384     | 266     | 196      | 691          | 432      | 583     | 624     | 715      |
| 5 rooms.....                                 | 400      | 517         | 236           | 323         | 494     | 366     | 513      | 781          | 584      | 724     | 721     | 753      |
| 6 rooms.....                                 | 148      | 254         | 475           | 156         | 277     | 247     | 202      | 435          | 330      | 387     | 408     | 564      |
| 7 rooms.....                                 | 48       | 98          | 344           | 51          | 119     | 98      | 33       | 129          | 105      | 124     | 134     | 160      |
| 8 rooms or more.....                         | 23       | 41          | 518           | 22          | 75      | 49      | 5        | 66           | 94       | 67      | 54      | 83       |
| Median, all units.....                       | 5.1      | 4.9         | 6.6           | 4.9         | 4.8     | 4.8     | 4.9      | 4.8          | 4.8      | 4.8     | 4.8     | 4.8      |
| Median, owner occupied units.....            | 5.1      | 5.1         | 6.7           | 5.1         | 5.1     | 5.2     | 5.1      | 5.1          | 5.2      | 5.0     | 5.1     | 5.2      |
| Median, renter occupied units.....           | 4.7      | 4.2         | 5.1           | 4.0         | 4.2     | 4.2     | 4.1      | 4.3          | 4.2      | 4.2     | 4.3     | 4.1      |
| <b>PERSONS</b>                               |          |             |               |             |         |         |          |              |          |         |         |          |
| <b>All occupied units</b> .....              | 711      | 1 235       | 1 603         | 819         | 1 444   | 1 154   | 1 039    | 2 184        | 1 617    | 2 006   | 2 021   | 2 473    |
| 1 person.....                                | 50       | 307         | 265           | 118         | 429     | 365     | 106      | 551          | 485      | 521     | 489     | 525      |
| 2 persons.....                               | 137      | 437         | 647           | 262         | 518     | 392     | 247      | 782          | 509      | 702     | 723     | 849      |
| 3 persons.....                               | 130      | 189         | 238           | 147         | 194     | 152     | 222      | 333          | 223      | 288     | 306     | 424      |
| 4 persons.....                               | 179      | 180         | 210           | 116         | 154     | 110     | 223      | 246          | 191      | 246     | 261     | 356      |
| 5 persons.....                               | 133      | 70          | 143           | 99          | 86      | 57      | 152      | 160          | 126      | 138     | 122     | 205      |
| 6 persons.....                               | 51       | 31          | 73            | 43          | 40      | 42      | 61       | 67           | 44       | 57      | 59      | 73       |
| 7 persons.....                               | 18       | 16          | 16            | 21          | 12      | 18      | 19       | 25           | 25       | 25      | 31      | 30       |
| 8 persons or more.....                       | 13       | 5           | 11            | 13          | 11      | 18      | 9        | 20           | 14       | 29      | 30      | 11       |
| Median, all occupied units.....              | 3.7      | 2.2         | 2.3           | 2.7         | 2.1     | 2.0     | 3.3      | 2.2          | 2.1      | 2.2     | 2.2     | 2.3      |
| Median, owner occupied units.....            | 3.7      | 2.2         | 2.4           | 2.9         | 2.1     | 2.0     | 3.5      | 2.2          | 2.2      | 2.2     | 2.2     | 2.3      |
| Median, renter occupied units.....           | 3.4      | 2.1         | 2.1           | 2.3         | 2.1     | 2.1     | 2.8      | 2.3          | 1.9      | 2.3     | 2.3     | 2.5      |
| <b>PERSONS PER ROOM</b>                      |          |             |               |             |         |         |          |              |          |         |         |          |
| <b>All occupied units</b> .....              | 711      | 1 235       | 1 603         | 819         | 1 444   | 1 154   | 1 039    | 2 184        | 1 617    | 2 006   | 2 021   | 2 473    |
| 1.00 or less.....                            | 650      | 1 184       | 1 595         | 746         | 1 379   | 1 086   | 961      | 2 071        | 1 526    | 1 908   | 1 882   | 2 344    |
| 1.01 to 1.50.....                            | 55       | 40          | 6             | 62          | 52      | 47      | 64       | 86           | 78       | 75      | 104     | 103      |
| 1.51 or more.....                            | 6        | 11          | 2             | 11          | 13      | 21      | 14       | 27           | 13       | 23      | 35      | 26       |
| <b>With all plumbing facilities</b> .....    | 694      | 1 206       | 1 596         | 806         | 1 355   | 1 078   | 1 035    | 2 115        | 1 577    | 1 968   | 1 926   | 2 451    |
| 1.00 or less.....                            | 637      | 1 156       | 1 588         | 736         | 1 294   | 1 020   | 957      | 2 010        | 1 491    | 1 874   | 1 797   | 2 326    |
| 1.01 to 1.50.....                            | 51       | 40          | 6             | 61          | 51      | 45      | 64       | 83           | 75       | 75      | 98      | 101      |
| 1.51 or more.....                            | 6        | 10          | 2             | 9           | 10      | 13      | 14       | 22           | 11       | 19      | 31      | 24       |

Table 23. **Occupancy, Utilization, and Plumbing Characteristics for Places of 2,500 to 10,000 Inhabitants: 1970**—Continued

[For minimum base for derived figures (percent, median, etc.) and meaning of symbols, see text]

| Places   | Purcell | Sallisaw | Sayre   | Seminole | Skiatook | Spencer | Stroud  | Sulphur | Tohlehquah | Tecumseh | Tishomingo |
|--|---------|----------|---------|----------|----------|---------|---------|---------|------------|----------|------------|
| <b>Total population</b> .....                        | 4 876   | 4 888    | 2 712   | 7 878    | 2 930    | 3 603   | 2 502   | 5 158   | 9 254      | 4 451    | 2 663      |
| <b>All housing units</b> .....                       | 1 583   | 1 798    | 1 288   | 3 344    | 1 074    | 1 064   | 1 009   | 2 088   | 3 044      | 1 611    | 1 010      |
| Vacant—seasonal and migratory.....                   | —       | —        | —       | —        | —        | —       | 1       | 2       | —          | —        | 2          |
| <b>All year-round housing units</b> .....            | 1 583   | 1 798    | 1 288   | 3 344    | 1 074    | 1 064   | 1 008   | 2 086   | 3 044      | 1 611    | 1 008      |
| <b>POPULATION</b>                                    |         |          |         |          |          |         |         |         |            |          |            |
| <b>Population in housing units</b> .....             | 3 887   | 4 734    | 2 646   | 7 687    | 2 875    | 3 541   | 2 420   | 4 568   | 7 249      | 4 216    | 2 267      |
| Per occupied unit.....                               | 2.7     | 2.8      | 2.4     | 2.6      | 2.8      | 3.5     | 2.6     | 2.5     | 2.6        | 2.8      | 2.5        |
| Owner.....   | 2.7     | 2.8      | 2.4     | 2.5      | 2.8      | 3.5     | 2.6     | 2.4     | 2.6        | 2.8      | 2.5        |
| Renter.....  | 2.7     | 2.9      | 2.5     | 2.7      | 3.0      | 3.4     | 2.7     | 2.6     | 2.6        | 2.8      | 2.6        |
| <b>TENURE, RACE, AND VACANCY STATUS</b>              |         |          |         |          |          |         |         |         |            |          |            |
| <b>Owner occupied</b> .....                          | 915     | 1 137    | 742     | 1 939    | 740      | 849     | 670     | 1 131   | 1 381      | 1 164    | 548        |
| White.....   | 860     | 1 069    | 741     | 1 830    | 694      | 767     | 651     | 1 085   | 1 182      | 1 140    | 483        |
| Negro.....   | 41      | 10       | —       | 80       | —        | 65      | 14      | 17      | 22         | 3        | 33         |
| <b>Renter occupied</b> .....                         | 517     | 548      | 346     | 1 038    | 271      | 176     | 244     | 699     | 1 396      | 357      | 355        |
| White.....   | 480     | 508      | 337     | 913      | 254      | 149     | 224     | 651     | 1 111      | 342      | 323        |
| Negro.....   | 23      | 7        | 2       | 51       | —        | 23      | 13      | 5       | 29         | 3        | 9          |
| <b>Vacant year-round</b> .....                       | 151     | 113      | 200     | 367      | 63       | 39      | 94      | 256     | 267        | 90       | 115        |
| For sale only.....                                   | 30      | 19       | 29      | 42       | 7        | 15      | 8       | 33      | 25         | 15       | 21         |
| Vacant less than 6 months.....                       | 13      | 16       | 13      | 22       | 2        | 10      | 3       | 16      | 15         | 10       | 12         |
| Median price asked.....                              | \$6 800 | \$13 100 | \$5000— | \$7 600  | \$5 000  | \$8 800 | \$5000— | \$5000— | \$11 300   | \$5 000  | \$10 600   |
| For rent.....  | 59      | 52       | 106     | 149      | 38       | 10      | 46      | 105     | 125        | 16       | 49         |
| Vacant less than 2 months.....                       | 42      | 31       | 36      | 52       | 11       | 7       | 21      | 52      | 43         | 9        | 26         |
| Median rent asked.....                               | \$45    | \$50     | \$37    | \$43     | \$57     | \$58    | \$40    | \$41    | \$63       | \$38     | \$39       |
| Other.....   | 62      | 42       | 65      | 176      | 18       | 14      | 40      | 118     | 117        | 59       | 43         |
| <b>PLUMBING FACILITIES</b>                           |         |          |         |          |          |         |         |         |            |          |            |
| <b>With all plumbing facilities</b> .....            | 1 528   | 1 709    | 1 223   | 3 186    | 1 041    | 1 026   | 956     | 1 962   | 2 926      | 1 560    | 934        |
| <b>Lacking some or all plumbing facilities</b> ..... | 55      | 89       | 65      | 158      | 33       | 38      | 52      | 124     | 118        | 51       | 74         |
| Lacking only hot water.....                          | 4       | 7        | 8       | 25       | 4        | 4       | 6       | 23      | 22         | 12       | 14         |
| Lacking other plumbing facilities.....               | 51      | 82       | 57      | 133      | 29       | 34      | 46      | 101     | 96         | 39       | 60         |
| <b>PIPED WATER IN STRUCTURE</b>                      |         |          |         |          |          |         |         |         |            |          |            |
| <b>Hot and cold</b> .....                            | 1 556   | 1 744    | 1 257   | 3 261    | 1 064    | 1 032   | 963     | 2 020   | 2 972      | 1 573    | 957        |
| Cold only.....                                       | 14      | 37       | 22      | 61       | 9        | 8       | 14      | 48      | 60         | 22       | 38         |
| None.....  | 13      | 17       | 9       | 22       | 1        | 24      | 31      | 18      | 12         | 16       | 13         |
| <b>FLUSH TOILET</b>                                  |         |          |         |          |          |         |         |         |            |          |            |
| <b>For exclusive use of household</b> .....          | 1 541   | 1 740    | 1 245   | 3 259    | 1 059    | 1 031   | 965     | 2 011   | 2 989      | 1 579    | 955        |
| <b>Also used by another household</b> .....          | 19      | 33       | 28      | 29       | 12       | 1       | 4       | 50      | 26         | 5        | 5          |
| <b>None</b> .....                                    | 23      | 25       | 15      | 56       | 3        | 32      | 39      | 25      | 29         | 27       | 48         |
| <b>BATHTUB OR SHOWER</b>                             |         |          |         |          |          |         |         |         |            |          |            |
| <b>For exclusive use of household</b> .....          | 1 533   | 1 717    | 1 231   | 3 212    | 1 046    | 1 031   | 964     | 1 986   | 2 949      | 1 575    | 956        |
| <b>Also used by another household</b> .....          | 20      | 34       | 28      | 32       | 13       | 1       | 4       | 51      | 27         | 5        | 6          |
| <b>None</b> .....                                    | 30      | 47       | 29      | 100      | 15       | 32      | 40      | 49      | 68         | 31       | 46         |
| <b>COMPLETE KITCHEN FACILITIES</b>                   |         |          |         |          |          |         |         |         |            |          |            |
| <b>For exclusive use of household</b> .....          | 1 492   | 1 737    | 1 209   | 3 047    | 1 054    | 1 018   | 922     | 2 001   | 2 986      | 1 574    | 970        |
| <b>Also used by another household</b> .....          | 5       | 1        | 9       | —        | 4        | 1       | 1       | 6       | 1          | 1        | 1          |
| <b>No complete kitchen facilities</b> .....          | 86      | 60       | 70      | 297      | 16       | 45      | 85      | 79      | 57         | 36       | 37         |
| <b>UNITS IN STRUCTURE</b>                            |         |          |         |          |          |         |         |         |            |          |            |
| <b>1</b> .....                                       | 1 442   | 1 575    | 1 144   | 3 072    | 943      | 1 010   | 943     | 1 818   | 2 152      | 1 538    | 899        |
| <b>2 or more</b> .....                               | 115     | 138      | 122     | 228      | 98       | 17      | 40      | 241     | 770        | 40       | 85         |
| <b>Mobile home or trailer</b> .....                  | 26      | 85       | 22      | 44       | 33       | 37      | 25      | 27      | 122        | 33       | 24         |
| <b>ROOMS</b>   |         |          |         |          |          |         |         |         |            |          |            |
| <b>1 room</b> .....                                  | 42      | 14       | 19      | 36       | 7        | 10      | 8       | 57      | 41         | 6        | 8          |
| <b>2 rooms</b> .....                                 | 47      | 62       | 55      | 77       | 21       | 11      | 19      | 124     | 211        | 36       | 40         |
| <b>3 rooms</b> .....                                 | 113     | 143      | 187     | 360      | 71       | 43      | 95      | 263     | 567        | 87       | 126        |
| <b>4 rooms</b> .....                                 | 392     | 562      | 404     | 962      | 315      | 214     | 248     | 574     | 879        | 429      | 316        |
| <b>5 rooms</b> .....                                 | 554     | 577      | 379     | 1 111    | 378      | 477     | 371     | 613     | 650        | 678      | 268        |
| <b>6 rooms</b> .....                                 | 284     | 287      | 154     | 592      | 193      | 234     | 156     | 312     | 428        | 277      | 150        |
| <b>7 rooms</b> .....                                 | 90      | 109      | 51      | 140      | 57       | 56      | 59      | 81      | 153        | 75       | 67         |
| <b>8 rooms or more</b> .....                         | 61      | 44       | 39      | 66       | 32       | 19      | 52      | 62      | 115        | 23       | 33         |
| <b>Median, all units</b> .....                       | 4.9     | 4.7      | 4.4     | 4.7      | 4.8      | 5.0     | 4.9     | 4.5     | 4.3        | 4.9      | 4.6        |
| <b>Median, owner occupied units</b> .....            | 5.2     | 5.0      | 4.8     | 5.0      | 5.0      | 5.1     | 5.1     | 5.0     | 5.2        | 5.0      | 5.0        |
| <b>Median, renter occupied units</b> .....           | 4.3     | 4.1      | 4.1     | 4.3      | 4.3      | 4.4     | 4.3     | 4.0     | 3.7        | 4.4      | 4.1        |
| <b>PERSONS</b>                                       |         |          |         |          |          |         |         |         |            |          |            |
| <b>All occupied units</b> .....                      | 1 432   | 1 685    | 1 088   | 2 977    | 1 011    | 1 025   | 914     | 1 830   | 2 777      | 1 521    | 895        |
| <b>1 person</b> .....                                | 326     | 382      | 327     | 730      | 208      | 104     | 225     | 520     | 582        | 311      | 236        |
| <b>2 persons</b> .....                               | 493     | 533      | 391     | 1 118    | 314      | 280     | 315     | 662     | 1 098      | 517      | 327        |
| <b>3 persons</b> .....                               | 216     | 286      | 147     | 440      | 182      | 178     | 135     | 249     | 472        | 254      | 142        |
| <b>4 persons</b> .....                               | 195     | 218      | 112     | 337      | 152      | 205     | 124     | 196     | 331        | 221      | 94         |
| <b>5 persons</b> .....                               | 118     | 139      | 58      | 182      | 84       | 129     | 65      | 103     | 155        | 132      | 46         |
| <b>6 persons</b> .....                               | 55      | 78       | 34      | 99       | 48       | 68      | 27      | 57      | 72         | 56       | 23         |
| <b>7 persons</b> .....                               | 15      | 24       | 10      | 32       | 11       | 38      | 14      | 24      | 33         | 20       | 11         |
| <b>8 persons or more</b> .....                       | 14      | 25       | 9       | 39       | 12       | 23      | 9       | 19      | 34         | 10       | 16         |
| <b>Median, all occupied units</b> .....              | 2.3     | 2.4      | 2.1     | 2.2      | 2.4      | 2.2     | 2.2     | 2.1     | 2.2        | 2.4      | 2.1        |
| <b>Median, owner occupied units</b> .....            | 2.3     | 2.3      | 2.1     | 2.1      | 2.4      | 3.2     | 2.2     | 2.1     | 2.2        | 2.4      | 2.1        |
| <b>Median, renter occupied units</b> .....           | 2.4     | 2.5      | 2.0     | 2.3      | 2.8      | 3.1     | 2.4     | 2.2     | 2.3        | 2.5      | 2.2        |
| <b>PERSONS PER ROOM</b>                              |         |          |         |          |          |         |         |         |            |          |            |
| <b>All occupied units</b> .....                      | 1 432   | 1 685    | 1 088   | 2 977    | 1 011    | 1 025   | 914     | 1 830   | 2 777      | 1 521    | 895        |
| <b>1.00 or less</b> .....                            | 1 355   | 1 546    | 1 014   | 2 791    | 949      | 917     | 866     | 1 714   | 2 582      | 1 428    | 838        |
| <b>1.01 to 1.50</b> .....                            | 59      | 103      | 53      | 141      | 51       | 86      | 37      | 80      | 143        | 76       | 41         |
| <b>1.51 or more</b> .....                            | 18      | 36       | 21      | 45       | 11       | 22      | 11      | 36      | 52         | 17       | 16         |
| <b>With all plumbing facilities</b> .....            | 1 396   | 1 607    | 1 057   | 2 872    | 982      | 991     | 875     | 1 762   | 2 673      | 1 484    | 834        |
| <b>1.00 or less</b> .....                            | 1 321   | 1 478    | 988     | 2 698    | 921      | 891     | 830     | 1 654   | 2 493      | 1 397    | 788        |
| <b>1.01 to 1.50</b> .....                            | 58      | 98       | 50      | 134      | 50       | 81      | 37      | 76      | 135        | 73       | 37         |
| <b>1.51 or more</b> .....                            | 17      | 31       | 19      | 40       | 11       | 19      | 8       | 32      | 45         | 14       | 16         |

Table 23. **Occupancy, Utilization, and Plumbing Characteristics for Places of 2,500 to 10,000 Inhabitants: 1970—Continued**

[For minimum base for derived figures (percent, median, etc.) and meaning of symbols, see text]

| Places                                      | Tankawa | Valley Brook | Vinita  | Wagoner  | Walters | Warr Acres | Watonga | Weatherford | Wewaka  | Woodward | Yukon    |
|---|---------|--------------|---------|----------|---------|------------|---------|-------------|---------|----------|----------|
| <b>Total population</b> .....               | 3 337   | 2 869        | 5 847   | 4 959    | 2 611   | 9 887      | 3 696   | 7 959       | 5 284   | 8 710    | 8 411    |
| <b>All housing units</b> .....              | 1 313   | 882          | 2 378   | 1 954    | 1 125   | 3 083      | 1 483   | 2 779       | 2 258   | 3 384    | 2 548    |
| Vacant—seasonal and migratory ..            | —       | —            | —       | —        | —       | —          | —       | —           | 1       | 1        | —        |
| <b>All year-round housing units</b> ..      | 1 313   | 882          | 2 378   | 1 954    | 1 125   | 3 083      | 1 483   | 2 779       | 2 257   | 3 383    | 2 548    |
| <b>POPULATION</b>                           |         |              |         |          |         |            |         |             |         |          |          |
| <b>Population in housing units</b> .....    | 3 024   | 2 837        | 5 583   | 4 868    | 2 554   | 9 805      | 3 627   | 6 522       | 5 181   | 8 670    | 8 219    |
| Per occupied unit.....                      | 2.6     | 3.5          | 2.5     | 2.7      | 2.6     | 3.3        | 2.8     | 2.6         | 2.6     | 2.8      | 3.4      |
| Owner.....                                  | 2.6     | 3.5          | 2.5     | 2.7      | 2.5     | 3.5        | 2.7     | 2.8         | 2.5     | 2.8      | 3.5      |
| Renter.....                                 | 2.6     | 3.4          | 2.5     | 2.6      | 2.7     | 2.7        | 2.9     | 2.4         | 2.6     | 2.8      | 3.0      |
| <b>TENURE, RACE, AND VACANCY STATUS</b>     |         |              |         |          |         |            |         |             |         |          |          |
| <b>Owner occupied</b> .....                 | 843     | 714          | 1 466   | 1 302    | 715     | 2 344      | 928     | 1 291       | 1 376   | 2 089    | 1 799    |
| White.....                                  | 835     | 687          | 1 293   | 1 132    | 695     | 2 315      | 808     | 1 276       | 1 155   | 2 083    | 1 785    |
| Negro.....                                  | —       | 3            | 79      | 127      | —       | —          | 86      | 6           | 174     | —        | —        |
| <b>Renter occupied</b> .....                | 307     | 99           | 749     | 519      | 268     | 624        | 384     | 1 209       | 647     | 999      | 645      |
| White.....                                  | 297     | 94           | 655     | 467      | 248     | 618        | 310     | 1 166       | 428     | 991      | 630      |
| Negro.....                                  | —       | —            | 26      | 25       | —       | —          | 47      | 15          | 152     | 1        | 2        |
| <b>Vacant year-round</b> .....              | 163     | 69           | 163     | 133      | 142     | 115        | 171     | 279         | 234     | 295      | 104      |
| For sale only.....                          | 16      | 53           | 30      | 25       | 11      | 16         | 16      | 32          | 26      | 59       | 20       |
| Vacant less than 6 months.....              | 8       | 38           | 16      | 20       | 5       | 9          | 11      | 28          | 17      | 39       | 16       |
| Median price asked.....                     | \$8 500 | \$12 800     | \$5 000 | \$10 000 | \$6 300 | \$19 400   | \$6 300 | \$15 600    | \$5000— | \$9 400  | \$13 800 |
| For rent.....                               | 58      | 10           | 70      | 51       | 69      | 43         | 103     | 201         | 103     | 138      | 35       |
| Vacant less than 2 months.....              | 34      | 6            | 29      | 34       | 23      | 25         | 77      | 88          | 35      | 79       | 26       |
| Median rent asked.....                      | \$41    | \$66         | \$47    | \$50     | \$38    | \$150      | \$40    | \$69        | \$39    | \$57     | \$71     |
| Other.....                                  | 89      | 6            | 63      | 57       | 62      | 56         | 52      | 46          | 105     | 98       | 49       |
| <b>PLUMBING FACILITIES</b>                  |         |              |         |          |         |            |         |             |         |          |          |
| <b>With all plumbing facilities</b> .....   | 1 259   | 879          | 2 259   | 1 766    | 1 097   | 3 075      | 1 406   | 2 703       | 2 041   | 3 315    | 2 521    |
| Lacking some or all plumbing facilities ..  | 54      | 3            | 119     | 188      | 28      | 8          | 77      | 76          | 216     | 68       | 27       |
| Lacking only hot water.....                 | 8       | 1            | 5       | 7        | 7       | 2          | 14      | 4           | 19      | 5        | 7        |
| Lacking other plumbing facilities.....      | 46      | 2            | 114     | 181      | 21      | 6          | 63      | 72          | 197     | 63       | 20       |
| <b>PIPED WATER IN STRUCTURE</b>             |         |              |         |          |         |            |         |             |         |          |          |
| <b>Hot and cold</b> .....                   | 1 290   | 880          | 2 321   | 1 827    | 1 111   | 3 081      | 1 441   | 2 769       | 2 124   | 3 353    | 2 526    |
| Cold only.....                              | 18      | 1            | 34      | 48       | 14      | 2          | 35      | 7           | 64      | 23       | 12       |
| None.....                                   | 5       | —            | 23      | 79       | —       | —          | —       | 3           | 69      | 7        | 10       |
| <b>FLUSH TOILET</b>                         |         |              |         |          |         |            |         |             |         |          |          |
| <b>For exclusive use of household</b> ..... | 1 280   | 880          | 2 300   | 1 792    | 1 109   | 3 079      | 1 449   | 2 723       | 2 149   | 3 340    | 2 535    |
| Also used by another household.....         | 25      | —            | 29      | 31       | 8       | 4          | 17      | 51          | 10      | 25       | —        |
| None.....                                   | 8       | 2            | 49      | 131      | 8       | —          | 17      | 5           | 98      | 18       | 13       |
| <b>BATHTUB OR SHOWER</b>                    |         |              |         |          |         |            |         |             |         |          |          |
| <b>For exclusive use of household</b> ..... | 1 267   | 880          | 2 269   | 1 784    | 1 111   | 3 077      | 1 421   | 2 708       | 2 069   | 3 324    | 2 528    |
| Also used by another household.....         | 27      | —            | 27      | 35       | 4       | 4          | 17      | 54          | 10      | 27       | 1        |
| None.....                                   | 19      | 2            | 82      | 135      | 10      | 2          | 45      | 17          | 178     | 32       | 19       |
| <b>COMPLETE KITCHEN FACILITIES</b>          |         |              |         |          |         |            |         |             |         |          |          |
| <b>For exclusive use of household</b> ..... | 1 242   | 881          | 2 286   | 1 775    | 1 086   | 3 073      | 1 396   | 2 683       | 2 037   | 3 248    | 2 509    |
| Also used by another household.....         | —       | —            | 2       | 4        | —       | 1          | —       | 34          | —       | 3        | —        |
| No complete kitchen facilities.....         | 71      | 1            | 90      | 175      | 39      | 9          | 87      | 62          | 220     | 132      | 39       |
| <b>UNITS IN STRUCTURE</b>                   |         |              |         |          |         |            |         |             |         |          |          |
| <b>1</b> .....                              | 1 175   | 823          | 2 052   | 1 685    | 1 009   | 2 733      | 1 272   | 1 663       | 2 071   | 2 763    | 2 253    |
| <b>2 or more</b> .....                      | 110     | 11           | 285     | 166      | 98      | 331        | 149     | 894         | 163     | 441      | 267      |
| Mobile home or trailer.....                 | 28      | 48           | 41      | 103      | 18      | 19         | 62      | 222         | 23      | 179      | 28       |
| <b>ROOMS</b>                                |         |              |         |          |         |            |         |             |         |          |          |
| <b>1 room</b> .....                         | 24      | 1            | 48      | 34       | 17      | 6          | 32      | 99          | 14      | 46       | 5        |
| <b>2 rooms</b> .....                        | 35      | 4            | 106     | 73       | 42      | 19         | 29      | 165         | 67      | 114      | 35       |
| <b>3 rooms</b> .....                        | 116     | 15           | 274     | 181      | 112     | 203        | 160     | 503         | 249     | 399      | 185      |
| <b>4 rooms</b> .....                        | 273     | 275          | 575     | 554      | 352     | 302        | 406     | 750         | 506     | 905      | 407      |
| <b>5 rooms</b> .....                        | 447     | 461          | 718     | 623      | 337     | 1 125      | 444     | 679         | 735     | 1 098    | 1 198    |
| <b>6 rooms</b> .....                        | 250     | 108          | 432     | 329      | 190     | 1 018      | 250     | 374         | 437     | 539      | 542      |
| <b>7 rooms</b> .....                        | 104     | 17           | 125     | 93       | 47      | 286        | 98      | 123         | 171     | 167      | 120      |
| <b>8 rooms or more</b> .....                | 64      | 1            | 100     | 67       | 28      | 124        | 64      | 86          | 78      | 115      | 56       |
| Median, all units.....                      | 5.0     | 4.8          | 4.8     | 4.7      | 4.6     | 5.4        | 4.8     | 4.3         | 4.9     | 4.7      | 5.0      |
| Median, owner occupied units.....           | 5.2     | 4.8          | 5.2     | 5.0      | 5.0     | 5.6        | 5.1     | 5.1         | 5.2     | 5.0      | 5.2      |
| Median, renter occupied units.....          | 4.3     | 4.5          | 3.9     | 4.0      | 4.0     | 4.3        | 4.2     | 3.6         | 4.3     | 4.1      | 4.2      |
| <b>PERSONS</b>                              |         |              |         |          |         |            |         |             |         |          |          |
| <b>All occupied units</b> .....             | 1 150   | 813          | 2 215   | 1 821    | 983     | 2 968      | 1 312   | 2 500       | 2 023   | 3 088    | 2 444    |
| <b>1 person</b> .....                       | 294     | 69           | 618     | 435      | 230     | 292        | 345     | 431         | 562     | 722      | 284      |
| <b>2 persons</b> .....                      | 412     | 186          | 818     | 655      | 365     | 819        | 412     | 1 040       | 748     | 938      | 555      |
| <b>3 persons</b> .....                      | 155     | 179          | 282     | 262      | 155     | 588        | 189     | 487         | 263     | 455      | 479      |
| <b>4 persons</b> .....                      | 144     | 177          | 243     | 219      | 115     | 634        | 157     | 314         | 198     | 470      | 581      |
| <b>5 persons</b> .....                      | 70      | 106          | 129     | 127      | 75      | 372        | 101     | 128         | 121     | 304      | 338      |
| <b>6 persons</b> .....                      | 43      | 59           | 70      | 67       | 20      | 178        | 50      | 65          | 58      | 130      | 128      |
| <b>7 persons</b> .....                      | 12      | 31           | 21      | 31       | 16      | 51         | 29      | 22          | 35      | 42       | 49       |
| <b>8 persons or more</b> .....              | 20      | 6            | 34      | 25       | 7       | 34         | 29      | 13          | 38      | 27       | 30       |
| Median, all occupied units.....             | 2.2     | 3.3          | 2.1     | 2.2      | 2.2     | 3.1        | 2.3     | 2.3         | 2.1     | 2.4      | 3.3      |
| Median, owner occupied units.....           | 2.2     | 3.4          | 2.1     | 2.2      | 2.2     | 3.4        | 2.2     | 2.4         | 2.1     | 2.4      | 3.5      |
| Median, renter occupied units.....          | 2.3     | 3.3          | 2.0     | 2.2      | 2.3     | 2.3        | 2.4     | 2.2         | 2.1     | 2.4      | 2.7      |
| <b>PERSONS PER ROOM</b>                     |         |              |         |          |         |            |         |             |         |          |          |
| <b>All occupied units</b> .....             | 1 150   | 813          | 2 215   | 1 821    | 983     | 2 968      | 1 312   | 2 500       | 2 023   | 3 088    | 2 444    |
| <b>1.00 or less</b> .....                   | 1 102   | 707          | 2 072   | 1 683    | 930     | 2 826      | 1 203   | 2 376       | 1 888   | 2 887    | 2 268    |
| <b>1.01 to 1.50</b> .....                   | 36      | 92           | 107     | 99       | 33      | 128        | 80      | 77          | 92      | 156      | 152      |
| <b>1.51 or more</b> .....                   | 12      | 14           | 36      | 39       | 20      | 14         | 29      | 47          | 43      | 45       | 24       |
| <b>With all plumbing facilities</b> .....   | 1 122   | 810          | 2 125   | 1 662    | 962     | 2 960      | 1 260   | 2 439       | 1 860   | 3 031    | 2 421    |
| <b>1.00 or less</b> .....                   | 1 074   | 704          | 1 987   | 1 550    | 913     | 2 818      | 1 158   | 2 328       | 1 743   | 2 839    | 2 248    |
| <b>1.01 to 1.50</b> .....                   | 36      | 92           | 105     | 90       | 32      | 128        | 76      | 75          | 81      | 151      | 149      |
| <b>1.51 or more</b> .....                   | 12      | 14           | 33      | 22       | 17      | 14         | 26      | 36          | 36      | 41       | 24       |

Table 24. Financial Characteristics for Places of 2,500 to 10,000 Inhabitants: 1970

[For minimum base for derived figures (percent, median, etc.) and meaning of symbols, see text]

| Places                                 | Alva      | Anadarko | Antlers      | Atoka    | Bixby    | Blackwell | Bristow   | Broken Bow | Chandler | Checotah  | Choctaw  | Clomore  |
|--|-----------|----------|--------------|----------|----------|-----------|-----------|------------|----------|-----------|----------|----------|
| <b>VALUE</b>                           |           |          |              |          |          |           |           |            |          |           |          |          |
| Specified owner occupied <sup>1</sup>  | 1 447     | 1 222    | 540          | 572      | 843      | 2 242     | 1 104     | 474        | 678      | 705       | 804      | 1 752    |
| Less than \$5,000                      | 251       | 240      | 202          | 179      | 93       | 509       | 380       | 166        | 189      | 258       | 77       | 185      |
| \$5,000 to \$9,999                     | 405       | 419      | 196          | 175      | 166      | 787       | 383       | 159        | 227      | 268       | 165      | 517      |
| \$10,000 to \$14,999                   | 293       | 326      | 87           | 105      | 172      | 511       | 203       | 89         | 132      | 97        | 287      | 483      |
| \$15,000 to \$19,999                   | 226       | 119      | 30           | 54       | 158      | 246       | 80        | 29         | 58       | 39        | 172      | 283      |
| \$20,000 to \$24,999                   | 115       | 70       | 12           | 26       | 124      | 78        | 33        | 19         | 38       | 20        | 66       | 155      |
| \$25,000 to \$34,999                   | 95        | 30       | 6            | 25       | 108      | 77        | 17        | 8          | 23       | 17        | 31       | 93       |
| \$35,000 or more                       | 62        | 18       | 7            | 8        | 22       | 34        | 8         | 4          | 11       | 6         | 6        | 36       |
| Median                                 | \$11 000  | \$9 400  | \$6 400      | \$7 300  | \$14 700 | \$8 900   | \$6 900   | \$6 700    | \$7 700  | \$6 400   | \$12 700 | \$11 700 |
| With all plumbing facilities           | 1 435     | 1 208    | 491          | 538      | 818      | 2 209     | 1 060     | 453        | 653      | 684       | 788      | 1 689    |
| Less than \$5,000                      | 243       | 232      | 157          | 149      | 76       | 478       | 342       | 151        | 172      | 239       | 66       | 164      |
| \$5,000 to \$9,999                     | 403       | 415      | 193          | 172      | 162      | 785       | 378       | 154        | 224      | 267       | 162      | 504      |
| \$10,000 to \$14,999                   | 292       | 324      | 86           | 105      | 168      | 511       | 202       | 88         | 129      | 97        | 285      | 468      |
| \$15,000 to \$19,999                   | 226       | 119      | 30           | 54       | 158      | 246       | 80        | 29         | 57       | 38        | 172      | 277      |
| \$20,000 to \$24,999                   | 115       | 70       | 12           | 26       | 124      | 78        | 33        | 19         | 38       | 20        | 66       | 150      |
| \$25,000 or more                       | 156       | 48       | 13           | 32       | 130      | 111       | 25        | 12         | 33       | 23        | 37       | 126      |
| Median                                 | \$11 100  | \$9 400  | \$6 800      | \$7 800  | \$15 100 | \$9 000   | \$7 100   | \$6 900    | \$7 900  | \$6 500   | \$12 800 | \$11 900 |
| <b>CONTRACT RENT</b>                   |           |          |              |          |          |           |           |            |          |           |          |          |
| Specified renter occupied <sup>2</sup> | 867       | 955      | 389          | 518      | 312      | 737       | 630       | 510        | 257      | 349       | 220      | 1 233    |
| Less than \$30                         | 39        | 76       | 19           | 31       | 6        | 51        | 81        | 52         | 24       | 23        | 7        | 72       |
| \$30 to \$39                           | 106       | 239      | 139          | 158      | 39       | 151       | 170       | 206        | 79       | 148       | 20       | 138      |
| \$40 to \$59                           | 308       | 379      | 128          | 194      | 104      | 310       | 210       | 138        | 98       | 116       | 52       | 390      |
| \$60 to \$79                           | 183       | 157      | 51           | 88       | 84       | 120       | 98        | 69         | 21       | 37        | 45       | 384      |
| \$80 to \$99                           | 116       | 36       | 6            | 7        | 36       | 24        | 12        | 10         | 3        | —         | 43       | 89       |
| \$100 to \$149                         | 56        | 12       | 2            | 9        | 12       | 16        | 7         | 8          | 2        | 1         | 28       | 75       |
| \$150 or more                          | 3         | 1        | —            | 1        | 12       | —         | 1         | 1          | —        | 2         | 5        | 16       |
| No cash rent                           | 56        | 55       | 44           | 30       | 19       | 65        | 51        | 26         | 30       | 22        | 20       | 69       |
| Median                                 | \$57      | \$47     | \$42         | \$45     | \$59     | \$48      | \$44      | \$39       | \$42     | \$39      | \$68     | \$59     |
| With all plumbing facilities           | 848       | 871      | 340          | 482      | 307      | 700       | 579       | 489        | 248      | 319       | 218      | 1 103    |
| Less than \$40                         | 132       | 259      | 127          | 161      | 43       | 175       | 219       | 239        | 96       | 150       | 26       | 156      |
| \$40 to \$59                           | 305       | 360      | 119          | 191      | 104      | 304       | 197       | 138        | 98       | 111       | 52       | 336      |
| \$60 to \$79                           | 183       | 152      | 50           | 88       | 83       | 120       | 98        | 69         | 20       | 37        | 45       | 373      |
| \$80 to \$99                           | 116       | 36       | 6            | 7        | 35       | 24        | 12        | 10         | 3        | —         | 43       | 88       |
| \$100 to \$149                         | 56        | 12       | 2            | 9        | 12       | 16        | 7         | 8          | 2        | 1         | 28       | 73       |
| \$150 or more                          | 3         | 1        | —            | 1        | 12       | —         | 1         | 1          | —        | 2         | 5        | 15       |
| No cash rent                           | 53        | 51       | 36           | 25       | 18       | 61        | 45        | 24         | 29       | 18        | 19       | 62       |
| Median                                 | \$58      | \$48     | \$44         | \$46     | \$59     | \$49      | \$46      | \$40       | \$43     | \$40      | \$69     | \$61     |
| <b>Places</b>                          |           |          |              |          |          |           |           |            |          |           |          |          |
|  | Cleveland | Clinton  | Collinsville | Commerce | Cushing  | Dewey     | Drumright | Elk City   | Fairview | Frederick | Guthrie  | Guymon   |
| <b>VALUE</b>                           |           |          |              |          |          |           |           |            |          |           |          |          |
| Specified owner occupied <sup>1</sup>  | 658       | 1 833    | 639          | 658      | 1 999    | 948       | 780       | 1 815      | 697      | 1 467     | 2 075    | 1 515    |
| Less than \$5,000                      | 163       | 216      | 156          | 265      | 653      | 183       | 392       | 461        | 126      | 396       | 491      | 65       |
| \$5,000 to \$9,999                     | 225       | 556      | 233          | 257      | 621      | 381       | 229       | 689        | 211      | 513       | 791      | 319      |
| \$10,000 to \$14,999                   | 143       | 503      | 149          | 100      | 373      | 239       | 77        | 336        | 171      | 296       | 432      | 484      |
| \$15,000 to \$19,999                   | 69        | 259      | 71           | 32       | 172      | 66        | 44        | 160        | 91       | 116       | 202      | 306      |
| \$20,000 to \$24,999                   | 31        | 115      | 17           | 3        | 67       | 50        | 15        | 71         | 38       | 48        | 69       | 161      |
| \$25,000 to \$34,999                   | 22        | 113      | 10           | 1        | 78       | 25        | 14        | 58         | 31       | 65        | 63       | 117      |
| \$35,000 or more                       | 5         | 71       | 3            | —        | 35       | 4         | 9         | 40         | 29       | 33        | 27       | 63       |
| Median                                 | \$8 200   | \$11 300 | \$8 400      | \$6 000  | \$7 600  | \$8 900   | \$5 000   | \$8 100    | \$10 300 | \$7 800   | \$8 300  | \$13 800 |
| With all plumbing facilities           | 638       | 1 798    | 619          | 623      | 1 944    | 922       | 756       | 1 785      | 688      | 1 430     | 1 982    | 1 511    |
| Less than \$5,000                      | 151       | 190      | 139          | 244      | 621      | 162       | 370       | 441        | 119      | 362       | 409      | 64       |
| \$5,000 to \$9,999                     | 219       | 552      | 233          | 248      | 611      | 378       | 228       | 682        | 210      | 511       | 784      | 318      |
| \$10,000 to \$14,999                   | 141       | 500      | 147          | 96       | 365      | 238       | 76        | 333        | 170      | 296       | 429      | 483      |
| \$15,000 to \$19,999                   | 69        | 259      | 70           | 31       | 170      | 66        | 44        | 160        | 91       | 115       | 202      | 305      |
| \$20,000 to \$24,999                   | 31        | 114      | 17           | 3        | 67       | 50        | 15        | 71         | 38       | 48        | 69       | 161      |
| \$25,000 or more                       | 27        | 183      | 13           | 1        | 110      | 28        | 23        | 98         | 60       | 98        | 89       | 180      |
| Median                                 | \$8 300   | \$11 400 | \$8 600      | \$6 100  | \$7 700  | \$9 000   | \$5 100   | \$8 200    | \$10 400 | \$8 000   | \$8 600  | \$13 800 |
| <b>CONTRACT RENT</b>                   |           |          |              |          |          |           |           |            |          |           |          |          |
| Specified renter occupied <sup>2</sup> | 313       | 1 031    | 335          | 256      | 876      | 318       | 316       | 712        | 253      | 610       | 964      | 771      |
| Less than \$30                         | 17        | 63       | 6            | 43       | 77       | 23        | 55        | 36         | 8        | 44        | 64       | 15       |
| \$30 to \$39                           | 74        | 158      | 21           | 38       | 188      | 30        | 90        | 117        | 24       | 113       | 247      | 29       |
| \$40 to \$59                           | 98        | 342      | 108          | 115      | 289      | 114       | 91        | 247        | 77       | 265       | 350      | 136      |
| \$60 to \$79                           | 72        | 272      | 115          | 32       | 174      | 81        | 37        | 187        | 76       | 90        | 137      | 243      |
| \$80 to \$99                           | 9         | 74       | 35           | 2        | 31       | 27        | 6         | 35         | 23       | 43        | 26       | 158      |
| \$100 to \$149                         | 5         | 66       | 17           | 1        | 29       | 8         | 1         | 26         | 15       | 11        | 49       | 121      |
| \$150 or more                          | 1         | 10       | —            | —        | —        | —         | —         | 1          | 5        | 2         | 4        | 14       |
| No cash rent                           | 37        | 46       | 33           | 25       | 88       | 35        | 36        | 63         | 25       | 42        | 87       | 55       |
| Median                                 | \$50      | \$56     | \$63         | \$45     | \$48     | \$56      | \$39      | \$54       | \$61     | \$47      | \$46     | \$73     |
| With all plumbing facilities           | 302       | 1 005    | 314          | 229      | 849      | 307       | 306       | 680        | 240      | 579       | 898      | 746      |
| Less than \$40                         | 85        | 205      | 23           | 76       | 251      | 45        | 137       | 130        | 24       | 139       | 270      | 37       |
| \$40 to \$59                           | 96        | 337      | 96           | 100      | 281      | 114       | 91        | 241        | 73       | 257       | 336      | 126      |
| \$60 to \$79                           | 70        | 269      | 114          | 30       | 172      | 81        | 37        | 185        | 76       | 89        | 136      | 241      |
| \$80 to \$99                           | 9         | 74       | 35           | 2        | 31       | 27        | 6         | 35         | 23       | 43        | 26       | 157      |
| \$100 to \$149                         | 5         | 65       | 17           | 1        | 29       | 7         | 1         | 26         | 15       | 11        | 49       | 120      |
| \$150 or more                          | 1         | 10       | —            | —        | —        | —         | —         | 1          | 5        | 2         | 4        | 14       |
| No cash rent                           | 36        | 45       | 29           | 20       | 85       | 33        | 34        | 62         | 24       | 38        | 77       | 51       |
| Median                                 | \$50      | \$56     | \$64         | \$45     | \$49     | \$57      | \$40      | \$55       | \$62     | \$48      | \$47     | \$74     |

<sup>1</sup>Limited to one-family homes on less than 10 acres and no business on property.

<sup>2</sup>Excludes one-family homes on 10 acres or more.

Table 24. Financial Characteristics for Places of 2,500 to 10,000 Inhabitants: 1970—Continued

[For minimum base for derived figures (percent, median, etc.) and meaning of symbols, see text]

| Places                                 | Heavener | Henryetta   | Hobart        | Holdenville | Hollis  | Hugo    | Idabel   | Kingfisher   | Lindsay  | Modill  | Mongum  | Marlow   |
|--|----------|-------------|---------------|-------------|---------|---------|----------|--------------|----------|---------|---------|----------|
| <b>VALUE</b>                           |          |             |               |             |         |         |          |              |          |         |         |          |
| Specified owner occupied <sup>1</sup>  | 657      | 1 610       | 1 223         | 1 417       | 787     | 1 355   | 1 202    | 977          | 816      | 693     | 1 154   | 1 130    |
| Less than \$5,000                      | 212      | 591         | 384           | 612         | 225     | 559     | 379      | 141          | 124      | 236     | 351     | 383      |
| \$5,000 to \$9,999                     | 293      | 628         | 433           | 506         | 257     | 366     | 380      | 251          | 244      | 233     | 450     | 424      |
| \$10,000 to \$14,999                   | 107      | 219         | 202           | 142         | 154     | 227     | 207      | 203          | 301      | 121     | 210     | 203      |
| \$15,000 to \$19,999                   | 24       | 96          | 41            | 80          | 74      | 109     | 104      | 174          | 90       | 49      | 73      | 75       |
| \$20,000 to \$24,999                   | 10       | 36          | 101           | 25          | 30      | 41      | 52       | 91           | 30       | 18      | 39      | 25       |
| \$25,000 to \$34,999                   | 7        | 31          | 39            | 31          | 23      | 25      | 51       | 73           | 23       | 25      | 20      | 13       |
| \$35,000 or more                       | 4        | 11          | 23            | 21          | 22      | 28      | 29       | 44           | 4        | 11      | 11      | 7        |
| Median                                 | \$6 500  | \$6 400     | \$7 200       | \$5 800     | \$7 900 | \$6 500 | \$7 400  | \$12 100     | \$10 500 | \$7 000 | \$7 300 | \$6 900  |
| With all plumbing facilities           | 628      | 1 553       | 1 194         | 1 339       | 769     | 1 240   | 1 026    | 961          | 806      | 667     | 1 141   | 1 098    |
| Less than \$5,000                      | 183      | 539         | 359           | 548         | 209     | 449     | 238      | 130          | 114      | 211     | 338     | 353      |
| \$5,000 to \$9,999                     | 293      | 621         | 431           | 494         | 257     | 361     | 349      | 249          | 244      | 233     | 450     | 423      |
| \$10,000 to \$14,999                   | 107      | 219         | 201           | 141         | 153     | 227     | 204      | 202          | 301      | 120     | 210     | 203      |
| \$15,000 to \$19,999                   | 24       | 96          | 40            | 80          | 75      | 109     | 103      | 172          | 90       | 49      | 73      | 74       |
| \$20,000 to \$24,999                   | 10       | 36          | 101           | 25          | 30      | 41      | 52       | 91           | 30       | 18      | 39      | 25       |
| \$25,000 or more                       | 11       | 42          | 62            | 51          | 45      | 53      | 80       | 117          | 27       | 36      | 31      | 20       |
| Median                                 | \$6 600  | \$6 600     | \$7 300       | \$6 000     | \$8 000 | \$7 200 | \$8 700  | \$12 200     | \$10 600 | \$7 200 | \$7 300 | \$7 100  |
| <b>CONTRACT RENT</b>                   |          |             |               |             |         |         |          |              |          |         |         |          |
| Specified renter occupied <sup>2</sup> | 245      | 640         | 450           | 572         | 327     | 928     | 786      | 378          | 387      | 378     | 510     | 394      |
| Less than \$30                         | 40       | 51          | 42            | 34          | 22      | 121     | 94       | 29           | 11       | 37      | 56      | 18       |
| \$30 to \$39                           | 75       | 186         | 130           | 240         | 147     | 336     | 318      | 38           | 101      | 144     | 181     | 105      |
| \$40 to \$59                           | 65       | 245         | 159           | 187         | 97      | 291     | 209      | 88           | 127      | 107     | 162     | 135      |
| \$60 to \$79                           | 32       | 80          | 67            | 48          | 32      | 89      | 75       | 135          | 77       | 56      | 48      | 77       |
| \$80 to \$99                           | 8        | 7           | 6             | 14          | 5       | 23      | 22       | 32           | 33       | 5       | 10      | 8        |
| \$100 to \$149                         | —        | 6           | 5             | 7           | 2       | 19      | 6        | 18           | 12       | 3       | 1       | 3        |
| \$150 or more                          | —        | —           | —             | —           | 1       | —       | —        | 2            | —        | —       | —       | —        |
| No cash rent                           | 25       | 65          | 41            | 42          | 21      | 48      | 62       | 36           | 26       | 26      | 51      | 48       |
| Median                                 | \$39     | \$43        | \$44          | \$40        | \$39    | \$39    | \$38     | \$62         | \$52     | \$40    | \$40    | \$46     |
| With all plumbing facilities           | 231      | 563         | 435           | 539         | 320     | 855     | 687      | 350          | 372      | 354     | 497     | 370      |
| Less than \$40                         | 105      | 189         | 162           | 247         | 165     | 397     | 327      | 49           | 104      | 162     | 231     | 103      |
| \$40 to \$59                           | 62       | 224         | 157           | 184         | 97      | 287     | 202      | 85           | 125      | 105     | 160     | 135      |
| \$60 to \$79                           | 32       | 79          | 67            | 48          | 31      | 88      | 74       | 132          | 74       | 56      | 46      | 77       |
| \$80 to \$99                           | 8        | 7           | 6             | 14          | 5       | 23      | 22       | 32           | 33       | 5       | 10      | 8        |
| \$100 to \$149                         | —        | 6           | 5             | 7           | 2       | 19      | 6        | 18           | 12       | 3       | 1       | 3        |
| \$150 or more                          | —        | —           | —             | —           | 1       | —       | —        | 2            | —        | —       | —       | —        |
| No cash rent                           | 24       | 58          | 38            | 39          | 19      | 40      | 56       | 32           | 24       | 25      | 48      | 44       |
| Median                                 | \$40     | \$45        | \$45          | \$40        | \$39    | \$41    | \$40     | \$63         | \$52     | \$41    | \$40    | \$47     |
| <b>Places</b>                          |          |             |               |             |         |         |          |              |          |         |         |          |
|  | Mustang  | New Cordell | Nichols Hills | Nicama Park | Nowata  | Okemah  | Owasso   | Pauls Valley | Pawhuska | Perry   | Poteau  | Pryor    |
| <b>VALUE</b>                           |          |             |               |             |         |         |          |              |          |         |         |          |
| Specified owner occupied <sup>1</sup>  | 572      | 896         | 1 434         | 567         | 976     | 693     | 662      | 1 369        | 996      | 1 338   | 1 197   | 1 623    |
| Less than \$5,000                      | 23       | 202         | 4             | 38          | 304     | 255     | 21       | 351          | 267      | 243     | 353     | 162      |
| \$5,000 to \$9,999                     | 68       | 292         | 5             | 162         | 373     | 272     | 143      | 510          | 371      | 467     | 382     | 550      |
| \$10,000 to \$14,999                   | 186      | 225         | 56            | 208         | 169     | 90      | 318      | 301          | 202      | 316     | 223     | 428      |
| \$15,000 to \$19,999                   | 163      | 80          | 190           | 97          | 71      | 41      | 143      | 112          | 87       | 192     | 125     | 247      |
| \$20,000 to \$24,999                   | 75       | 44          | 208           | 39          | 32      | 19      | 33       | 51           | 30       | 69      | 47      | 131      |
| \$25,000 to \$34,999                   | 39       | 33          | 295           | 20          | 19      | 9       | 3        | 26           | 23       | 41      | 39      | 77       |
| \$35,000 or more                       | 18       | 20          | 476           | 3           | 8       | 7       | 1        | 18           | 16       | 10      | 28      | 28       |
| Median                                 | \$15 300 | \$9 100     | \$33 600      | \$11 600    | \$6 900 | \$6 400 | \$12 000 | \$8 300      | \$7 800  | \$9 500 | \$7 900 | \$11 000 |
| With all plumbing facilities           | 561      | 874         | 1 428         | 563         | 935     | 660     | 662      | 1 330        | 980      | 1 316   | 1 149   | 1 611    |
| Less than \$5,000                      | 20       | 191         | 3             | 36          | 263     | 230     | 21       | 327          | 255      | 225     | 312     | 153      |
| \$5,000 to \$9,999                     | 68       | 287         | 3             | 160         | 373     | 267     | 143      | 500          | 367      | 465     | 377     | 548      |
| \$10,000 to \$14,999                   | 183      | 222         | 55            | 208         | 169     | 89      | 318      | 297          | 202      | 315     | 222     | 427      |
| \$15,000 to \$19,999                   | 161      | 80          | 190           | 97          | 71      | 40      | 143      | 111          | 87       | 191     | 124     | 247      |
| \$20,000 to \$24,999                   | 74       | 43          | 208           | 39          | 32      | 18      | 33       | 51           | 30       | 69      | 47      | 131      |
| \$25,000 or more                       | 55       | 51          | 969           | 23          | 27      | 16      | 4        | 44           | 39       | 51      | 67      | 105      |
| Median                                 | \$15 300 | \$9 200     | \$33 700      | \$11 600    | \$7 100 | \$6 600 | \$12 000 | \$8 400      | \$7 900  | \$9 600 | \$8 200 | \$11 000 |
| <b>CONTRACT RENT</b>                   |          |             |               |             |         |         |          |              |          |         |         |          |
| Specified renter occupied <sup>2</sup> | 70       | 282         | 128           | 183         | 397     | 402     | 309      | 740          | 548      | 535     | 712     | 778      |
| Less than \$30                         | 3        | 22          | 3             | 8           | 40      | 27      | 5        | 41           | 39       | 39      | 35      | 21       |
| \$30 to \$39                           | 3        | 64          | —             | 11          | 86      | 131     | 7        | 158          | 111      | 98      | 237     | 60       |
| \$40 to \$59                           | 25       | 98          | 2             | 42          | 179     | 162     | 20       | 260          | 203      | 228     | 212     | 291      |
| \$60 to \$79                           | 15       | 49          | 2             | 73          | 41      | 40      | 42       | 158          | 111      | 107     | 102     | 207      |
| \$80 to \$99                           | 5        | 12          | 1             | 20          | 15      | 4       | 61       | 55           | 20       | 23      | 32      | 71       |
| \$100 to \$149                         | 4        | 11          | 15            | 14          | 5       | 4       | 142      | 23           | 16       | 6       | 30      | 73       |
| \$150 or more                          | 3        | 1           | 72            | 1           | —       | —       | 17       | 4            | 6        | —       | 2       | 5        |
| No cash rent                           | 12       | 25          | 33            | 14          | 31      | 34      | 15       | 41           | 42       | 34      | 62      | 50       |
| Median                                 | \$58     | \$49        | \$211         | \$65        | \$46    | \$43    | \$105    | \$51         | \$50     | \$50    | \$44    | \$60     |
| With all plumbing facilities           | 68       | 275         | 128           | 178         | 353     | 361     | 305      | 714          | 528      | 520     | 667     | 769      |
| Less than \$40                         | 4        | 82          | 3             | 16          | 95      | 132     | 11       | 178          | 136      | 130     | 250     | 77       |
| \$40 to \$59                           | 25       | 95          | 2             | 42          | 173     | 150     | 18       | 259          | 201      | 225     | 195     | 288      |
| \$60 to \$79                           | 15       | 49          | 2             | 72          | 41      | 39      | 42       | 155          | 109      | 106     | 101     | 207      |
| \$80 to \$99                           | 5        | 12          | 1             | 20          | 9       | 4       | 61       | 55           | 20       | 23      | 32      | 71       |
| \$100 to \$149                         | 4        | 11          | 15            | 14          | 5       | 4       | 142      | 23           | 16       | 6       | 30      | 73       |
| \$150 or more                          | 3        | 1           | 72            | 1           | —       | —       | 16       | 4            | 6        | —       | 2       | 5        |
| No cash rent                           | 12       | 25          | 33            | 13          | 30      | 32      | 15       | 40           | 40       | 30      | 57      | 48       |
| Median                                 | \$59     | \$49        | \$211         | \$66        | \$47    | \$44    | \$105    | \$52         | \$51     | \$50    | \$45    | \$60     |

<sup>1</sup>Limited to one-family homes on less than 10 acres and no business on property.

<sup>2</sup>Excludes one-family homes on 10 acres or more.

Table 24. Financial Characteristics for Places of 2,500 to 10,000 Inhabitants: 1970—Continued

[For minimum base for derived figures (percent, median, etc.) and meaning of symbols, see text]

| Places                                       | Purcell | Sallisaw     | Sayre   | Seminole | Skiatook | Spencer    | Stroud  | Sulphur     | Tahlequah | Tecumseh | Tishomingo |
|--|---------|--------------|---------|----------|----------|------------|---------|-------------|-----------|----------|------------|
| <b>VALUE</b>                                 |         |              |         |          |          |            |         |             |           |          |            |
| Specified owner occupied <sup>1</sup> .....  | 854     | 1 007        | 692     | 1 793    | 683      | 769        | 625     | 1 052       | 1 181     | 987      | 487        |
| Less than \$5,000.....                       | 175     | 247          | 284     | 564      | 143      | 56         | 134     | 317         | 134       | 260      | 164        |
| \$5,000 to \$9,999.....                      | 302     | 327          | 246     | 612      | 202      | 197        | 250     | 399         | 350       | 375      | 165        |
| \$10,000 to \$14,999.....                    | 188     | 190          | 84      | 336      | 218      | 266        | 146     | 178         | 277       | 260      | 88         |
| \$15,000 to \$19,999.....                    | 103     | 122          | 39      | 131      | 90       | 172        | 59      | 95          | 181       | 68       | 48         |
| \$20,000 to \$24,999.....                    | 49      | 58           | 22      | 62       | 20       | 55         | 14      | 31          | 108       | 10       | 9          |
| \$25,000 to \$34,999.....                    | 23      | 43           | 11      | 49       | 8        | 20         | 13      | 26          | 92        | 13       | 11         |
| \$35,000 or more.....                        | 14      | 20           | 6       | 39       | 2        | 3          | 9       | 6           | 39        | 1        | 2          |
| Median.....                                  | \$9 000 | \$8 700      | \$6 100 | \$7 500  | \$9 900  | \$12 600   | \$8 400 | \$7 100     | \$11 800  | \$8 000  | \$6 900    |
| With all plumbing facilities.....            | 840     | 980          | 681     | 1 754    | 668      | 752        | 606     | 1 021       | 1 140     | 972      | 449        |
| Less than \$5,000.....                       | 163     | 224          | 274     | 533      | 131      | 45         | 118     | 292         | 105       | 249      | 129        |
| \$5,000 to \$9,999.....                      | 301     | 323          | 245     | 605      | 201      | 192        | 247     | 395         | 339       | 371      | 162        |
| \$10,000 to \$14,999.....                    | 187     | 190          | 84      | 336      | 216      | 266        | 146     | 177         | 276       | 260      | 88         |
| \$15,000 to \$19,999.....                    | 103     | 122          | 39      | 130      | 90       | 171        | 59      | 95          | 181       | 68       | 48         |
| \$20,000 to \$24,999.....                    | 49      | 58           | 22      | 62       | 20       | 55         | 14      | 30          | 108       | 10       | 9          |
| \$25,000 or more.....                        | 37      | 63           | 17      | 88       | 10       | 23         | 22      | 32          | 131       | 14       | 13         |
| Median.....                                  | \$9 100 | \$8 900      | \$6 200 | \$7 600  | \$10 000 | \$12 700   | \$8 600 | \$7 200     | \$12 200  | \$8 100  | \$7 300    |
| <b>CONTRACT RENT</b>                         |         |              |         |          |          |            |         |             |           |          |            |
| Specified renter occupied <sup>2</sup> ..... | 515     | 545          | 346     | 1 025    | 271      | 167        | 243     | 694         | 1 388     | 320      | 351        |
| Less than \$30.....                          | 22      | 8            | 27      | 100      | 7        | 7          | 20      | 46          | 36        | 17       | 21         |
| \$30 to \$39.....                            | 118     | 109          | 125     | 265      | 19       | 18         | 61      | 167         | 156       | 87       | 115        |
| \$40 to \$49.....                            | 217     | 227          | 129     | 358      | 80       | 49         | 90      | 309         | 465       | 120      | 143        |
| \$50 to \$59.....                            | 87      | 101          | 23      | 167      | 82       | 39         | 45      | 80          | 336       | 36       | 50         |
| \$60 to \$69.....                            | 29      | 35           | 3       | 38       | 30       | 16         | 1       | 17          | 170       | 11       | 1          |
| \$70 to \$79.....                            | 10      | 23           | 1       | 23       | 20       | 16         | 1       | 20          | 144       | 9        | 2          |
| \$80 to \$89.....                            | —       | 1            | —       | —        | 1        | —          | —       | 2           | 8         | —        | —          |
| \$90 to \$99.....                            | 32      | 41           | 38      | 74       | 32       | 16         | 25      | 53          | 73        | 40       | 19         |
| \$100 to \$149.....                          | —       | —            | —       | —        | —        | —          | —       | —           | —         | —        | —          |
| \$150 or more.....                           | —       | —            | —       | —        | —        | —          | —       | —           | —         | —        | —          |
| No cash rent.....                            | —       | —            | —       | —        | —        | —          | —       | —           | —         | —        | —          |
| Median.....                                  | \$48    | \$50         | \$40    | \$45     | \$63     | \$61       | \$48    | \$46        | \$60      | \$45     | \$44       |
| With all plumbing facilities.....            | 496     | 501          | 327     | 966      | 259      | 153        | 226     | 663         | 1 330     | 310      | 330        |
| Less than \$40.....                          | 130     | 103          | 140     | 330      | 21       | 16         | 70      | 197         | 158       | 97       | 126        |
| \$40 to \$49.....                            | 211     | 204          | 125     | 339      | 78       | 45         | 88      | 298         | 450       | 120      | 133        |
| \$50 to \$59.....                            | 87      | 99           | 23      | 167      | 77       | 39         | 45      | 80          | 331       | 36       | 50         |
| \$60 to \$69.....                            | 29      | 35           | 3       | 38       | 30       | 16         | 1       | 16          | 170       | 10       | 1          |
| \$70 to \$79.....                            | 10      | 23           | 1       | 23       | 20       | 16         | 1       | 20          | 144       | 9        | 2          |
| \$80 to \$89.....                            | —       | 1            | —       | —        | 1        | —          | —       | 2           | 8         | —        | —          |
| \$90 to \$99.....                            | 29      | 35           | 35      | 69       | 32       | 15         | 21      | 50          | 69        | 38       | 18         |
| \$100 to \$149.....                          | —       | —            | —       | —        | —        | —          | —       | —           | —         | —        | —          |
| \$150 or more.....                           | —       | —            | —       | —        | —        | —          | —       | —           | —         | —        | —          |
| No cash rent.....                            | —       | —            | —       | —        | —        | —          | —       | —           | —         | —        | —          |
| Median.....                                  | \$49    | \$52         | \$41    | \$46     | \$63     | \$64       | \$50    | \$47        | \$61      | \$45     | \$44       |
| <b>Places</b>                                |         |              |         |          |          |            |         |             |           |          |            |
|  | Tankawa | Valley Brook | Vinito  | Wagoner  | Walters  | Warr Acres | Watonga | Weatherford | Wewoka    | Woodward | Yukon      |
| <b>VALUE</b>                                 |         |              |         |          |          |            |         |             |           |          |            |
| Specified owner occupied <sup>1</sup> .....  | 790     | 659          | 1 374   | 1 148    | 673      | 2 291      | 830     | 1 026       | 1 268     | 1 873    | 1 698      |
| Less than \$5,000.....                       | 131     | 26           | 301     | 292      | 198      | 7          | 161     | 57          | 400       | 277      | 53         |
| \$5,000 to \$9,999.....                      | 313     | 347          | 534     | 433      | 263      | 267        | 279     | 171         | 494       | 481      | 228        |
| \$10,000 to \$14,999.....                    | 182     | 205          | 272     | 226      | 122      | 748        | 148     | 206         | 220       | 521      | 691        |
| \$15,000 to \$19,999.....                    | 92      | 73           | 151     | 124      | 48       | 663        | 124     | 260         | 65        | 331      | 483        |
| \$20,000 to \$24,999.....                    | 34      | 7            | 51      | 34       | 26       | 293        | 55      | 126         | 30        | 134      | 158        |
| \$25,000 to \$34,999.....                    | 27      | 1            | 44      | 28       | 13       | 270        | 50      | 150         | 30        | 92       | 66         |
| \$35,000 or more.....                        | 11      | —            | 21      | 11       | 3        | 43         | 13      | 56          | 29        | 37       | 19         |
| Median.....                                  | \$9 000 | \$9 500      | \$8 200 | \$8 000  | \$7 400  | \$15 900   | \$9 500 | \$16 500    | \$7 200   | \$11 600 | \$14 300   |
| With all plumbing facilities.....            | 779     | 657          | 1 328   | 1 050    | 662      | 2 289      | 808     | 1 016       | 1 174     | 1 849    | 1 687      |
| Less than \$5,000.....                       | 121     | 24           | 268     | 214      | 191      | 7          | 146     | 54          | 342       | 258      | 47         |
| \$5,000 to \$9,999.....                      | 313     | 347          | 525     | 415      | 260      | 265        | 273     | 169         | 480       | 478      | 225        |
| \$10,000 to \$14,999.....                    | 181     | 205          | 271     | 226      | 121      | 748        | 147     | 202         | 213       | 519      | 689        |
| \$15,000 to \$19,999.....                    | 92      | 73           | 149     | 122      | 48       | 663        | 124     | 259         | 56        | 331      | 483        |
| \$20,000 to \$24,999.....                    | 34      | 7            | 50      | 34       | 26       | 293        | 55      | 126         | 29        | 134      | 158        |
| \$25,000 or more.....                        | 38      | 1            | 65      | 39       | 16       | 313        | 63      | 206         | 54        | 129      | 85         |
| Median.....                                  | \$9 100 | \$9 500      | \$8 400 | \$8 600  | \$7 400  | \$15 900   | \$9 700 | \$16 600    | \$7 400   | \$11 700 | \$14 300   |
| <b>CONTRACT RENT</b>                         |         |              |         |          |          |            |         |             |           |          |            |
| Specified renter occupied <sup>2</sup> ..... | 305     | 97           | 749     | 519      | 267      | 616        | 382     | 1 205       | 630       | 997      | 612        |
| Less than \$30.....                          | 15      | 1            | 33      | 28       | 27       | 10         | 59      | 35          | 67        | 23       | 10         |
| \$30 to \$39.....                            | 61      | 2            | 161     | 117      | 53       | 4          | 80      | 64          | 243       | 68       | 35         |
| \$40 to \$49.....                            | 110     | 23           | 323     | 187      | 118      | 27         | 126     | 203         | 195       | 284      | 102        |
| \$50 to \$59.....                            | 65      | 49           | 146     | 113      | 44       | 74         | 72      | 438         | 65        | 306      | 127        |
| \$60 to \$69.....                            | 23      | 11           | 23      | 17       | —        | 73         | 9       | 200         | 6         | 131      | 55         |
| \$70 to \$79.....                            | 7       | 9            | 18      | 12       | —        | 189        | 5       | 163         | 8         | 110      | 223        |
| \$80 to \$89.....                            | —       | —            | —       | 3        | —        | 205        | —       | 47          | —         | 18       | 28         |
| \$90 to \$99.....                            | 24      | 2            | 45      | 42       | 25       | 34         | 31      | 55          | 46        | 57       | 31         |
| \$100 to \$149.....                          | —       | —            | —       | —        | —        | —          | —       | —           | —         | —        | —          |
| \$150 or more.....                           | —       | —            | —       | —        | —        | —          | —       | —           | —         | —        | —          |
| No cash rent.....                            | —       | —            | —       | —        | —        | —          | —       | —           | —         | —        | —          |
| Median.....                                  | \$51    | \$70         | \$50    | \$48     | \$48     | \$130      | \$45    | \$72        | \$39      | \$66     | \$86       |
| With all plumbing facilities.....            | 289     | 97           | 709     | 466      | 259      | 612        | 356     | 1 155       | 575       | 967      | 607        |
| Less than \$40.....                          | 69      | 3            | 172     | 115      | 74       | 13         | 123     | 69          | 273       | 71       | 43         |
| \$40 to \$49.....                            | 104     | 23           | 310     | 172      | 116      | 27         | 119     | 198         | 190       | 281      | 102        |
| \$50 to \$59.....                            | 65      | 49           | 146     | 111      | 44       | 73         | 72      | 427         | 60        | 302      | 127        |
| \$60 to \$69.....                            | 23      | 11           | 23      | 17       | —        | 73         | 9       | 199         | 6         | 131      | 55         |
| \$70 to \$79.....                            | 7       | 9            | 18      | 12       | —        | 189        | 5       | 161         | 7         | 110      | 222        |
| \$80 to \$89.....                            | —       | —            | —       | 3        | —        | 205        | —       | 46          | —         | 18       | 29         |
| \$90 to \$99.....                            | 21      | 2            | 40      | 36       | 25       | 32         | 28      | 55          | 39        | 54       | 29         |
| \$100 to \$149.....                          | —       | —            | —       | —        | —        | —          | —       | —           | —         | —        | —          |
| \$150 or more.....                           | —       | —            | —       | —        | —        | —          | —       | —           | —         | —        | —          |
| No cash rent.....                            | —       | —            | —       | —        | —        | —          | —       | —           | —         | —        | —          |
| Median.....                                  | \$52    | \$70         | \$50    | \$50     | \$48     | \$130      | \$47    | \$73        | \$40      | \$66     | \$86       |

<sup>1</sup>Limited to one-family homes on less than 10 acres and no business on property. <sup>2</sup>Excludes one-family homes on 10 acres or more.



Table 25. **Occupancy, Utilization, and Plumbing Characteristics of Housing Units With Negro Head of Household, for Places of 2,500 to 10,000 Inhabitants: 1970**

[For minimum base for derived figures (percent, median, etc.) and meaning of symbols, see text]

| Places With 400 or More Negro Population      | Anadarko | Clinton | Frederick | Guthrie | Hugo  | Idabel | Wagoner | Wewoka |
|---|----------|---------|-----------|---------|-------|--------|---------|--------|
| Total Negro population .....                  | 644      | 729     | 1 008     | 2 276   | 1 110 | 1 469  | 459     | 1 004  |
| All occupied housing units .....              | 183      | 193     | 287       | 574     | 374   | 491    | 152     | 326    |
| <b>POPULATION</b>                             |          |         |           |         |       |        |         |        |
| Population in housing units .....             | 633      | 705     | 985       | 1 796   | 1 075 | 1 438  | 444     | 961    |
| Per occupied unit .....                       | 3.5      | 3.7     | 3.4       | 3.1     | 2.9   | 2.9    | 2.9     | 2.9    |
| Owner .....                                   | 3.3      | 3.8     | 3.3       | 3.1     | 3.0   | 2.7    | 2.8     | 3.0    |
| Renter .....                                  | 3.6      | 3.5     | 3.6       | 3.1     | 2.6   | 3.5    | 3.6     | 2.9    |
| <b>TENURE</b>                                 |          |         |           |         |       |        |         |        |
| Owner occupied .....                          | 89       | 102     | 154       | 369     | 234   | 338    | 127     | 174    |
| Renter occupied .....                         | 94       | 91      | 133       | 205     | 140   | 153    | 25      | 152    |
| <b>PLUMBING FACILITIES</b>                    |          |         |           |         |       |        |         |        |
| With all plumbing facilities .....            | 165      | 178     | 242       | 492     | 255   | 277    | 73      | 253    |
| Lacking some or all plumbing facilities ..... | 18       | 15      | 45        | 82      | 119   | 214    | 79      | 73     |
| Lacking only hot water .....                  | 4        | 4       | 6         | 5       | 10    | 15     | -       | 7      |
| Lacking other plumbing facilities .....       | 14       | 11      | 39        | 77      | 109   | 199    | 79      | 66     |
| <b>PIPED WATER IN STRUCTURE</b>               |          |         |           |         |       |        |         |        |
| Hot and cold .....                            | 170      | 181     | 248       | 502     | 270   | 294    | 82      | 259    |
| Cold only .....                               | 13       | 12      | 28        | 32      | 32    | 64     | 14      | 42     |
| None .....                                    | -        | -       | 11        | 40      | 72    | 133    | 56      | 25     |
| <b>FLUSH TOILET</b>                           |          |         |           |         |       |        |         |        |
| For exclusive use of household .....          | 181      | 187     | 272       | 506     | 272   | 299    | 76      | 290    |
| Also used by another household .....          | 2        | 1       | -         | 4       | 4     | -      | -       | -      |
| None .....                                    | -        | 5       | 15        | 64      | 98    | 192    | 76      | 36     |
| <b>BATHTUB OR SHOWER</b>                      |          |         |           |         |       |        |         |        |
| For exclusive use of household .....          | 169      | 182     | 249       | 497     | 267   | 305    | 76      | 262    |
| Also used by another household .....          | 2        | 1       | -         | 4       | 5     | -      | -       | -      |
| None .....                                    | 12       | 10      | 38        | 73      | 102   | 186    | 76      | 64     |
| <b>COMPLETE KITCHEN FACILITIES</b>            |          |         |           |         |       |        |         |        |
| For exclusive use of household .....          | 179      | 183     | 243       | 504     | 282   | 315    | 86      | 264    |
| Also used by another household .....          | 1        | -       | -         | 4       | -     | -      | -       | -      |
| No complete kitchen facilities .....          | 3        | 10      | 44        | 66      | 92    | 176    | 66      | 62     |
| <b>UNITS IN STRUCTURE</b>                     |          |         |           |         |       |        |         |        |
| 1 .....                                       | 157      | 171     | 231       | 542     | 355   | 477    | 146     | 312    |
| 2 or more .....                               | 26       | 22      | 54        | 31      | 18    | 13     | 1       | 14     |
| Mobile home or trailer .....                  | -        | -       | 2         | 1       | 1     | 1      | 5       | -      |
| <b>ROOMS</b>                                  |          |         |           |         |       |        |         |        |
| 1 room .....                                  | 2        | 2       | 4         | 3       | 9     | 1      | -       | 7      |
| 2 rooms .....                                 | 8        | 5       | 21        | 15      | 15    | 17     | 4       | 15     |
| 3 rooms .....                                 | 20       | 30      | 43        | 37      | 54    | 57     | 14      | 38     |
| 4 rooms .....                                 | 69       | 56      | 81        | 126     | 128   | 165    | 50      | 78     |
| 5 rooms .....                                 | 45       | 50      | 73        | 183     | 95    | 131    | 47      | 106    |
| 6 rooms .....                                 | 31       | 33      | 43        | 106     | 54    | 85     | 26      | 54     |
| 7 rooms .....                                 | 7        | 11      | 12        | 61      | 14    | 25     | 10      | 22     |
| 8 rooms or more .....                         | 1        | 6       | 10        | 43      | 5     | 10     | 1       | 6      |
| Median, all occupied units .....              | 4.4      | 4.6     | 4.4       | 5.1     | 4.4   | 4.5    | 4.7     | 4.7    |
| Median, owner occupied units .....            | 4.8      | 5.1     | 4.9       | 5.3     | 4.8   | 4.6    | 4.8     | 5.1    |
| Median, renter occupied units .....           | 4.1      | 3.9     | 4.0       | 4.5     | 3.9   | 4.4    | 4.3     | 4.2    |
| <b>PERSONS</b>                                |          |         |           |         |       |        |         |        |
| 1 person .....                                | 48       | 55      | 74        | 155     | 134   | 170    | 45      | 110    |
| 2 persons .....                               | 39       | 34      | 70        | 156     | 84    | 134    | 44      | 93     |
| 3 persons .....                               | 20       | 19      | 38        | 75      | 49    | 52     | 17      | 31     |
| 4 persons .....                               | 21       | 23      | 27        | 49      | 31    | 30     | 16      | 26     |
| 5 persons .....                               | 23       | 13      | 19        | 44      | 29    | 31     | 9       | 11     |
| 6 persons .....                               | 8        | 14      | 14        | 34      | 15    | 28     | 8       | 17     |
| 7 persons .....                               | 9        | 16      | 16        | 30      | 15    | 16     | 4       | 17     |
| 8 persons or more .....                       | 15       | 19      | 29        | 31      | 17    | 30     | 9       | 21     |
| Median, all occupied units .....              | 2.7      | 2.9     | 2.5       | 2.3     | 2.1   | 2.1    | 2.2     | 2.1    |
| Median, owner occupied units .....            | 2.4      | 2.8     | 2.4       | 2.3     | 2.2   | 1.9    | 2.2     | 2.1    |
| Median, renter occupied units .....           | 3.2      | 3.0     | 2.7       | 2.5     | 2.0   | 2.5    | 3.6     | 2.0    |
| <b>PERSONS PER ROOM</b>                       |          |         |           |         |       |        |         |        |
| All occupied units .....                      | 183      | 193     | 287       | 574     | 374   | 491    | 152     | 326    |
| 1.00 or less .....                            | 136      | 139     | 227       | 493     | 317   | 417    | 129     | 275    |
| 1.01 to 1.50 .....                            | 28       | 36      | 35        | 63      | 33    | 43     | 10      | 30     |
| 1.51 or more .....                            | 19       | 18      | 25        | 18      | 24    | 31     | 13      | 21     |
| With all plumbing facilities .....            | 165      | 178     | 242       | 492     | 255   | 277    | 73      | 253    |
| 1.00 or less .....                            | 122      | 129     | 190       | 425     | 222   | 246    | 63      | 212    |
| 1.01 to 1.50 .....                            | 24       | 34      | 31        | 53      | 23    | 18     | 7       | 25     |
| 1.51 or more .....                            | 19       | 15      | 21        | 14      | 10    | 13     | 3       | 16     |

Table 26. **Financial Characteristics of Housing Units With Negro Head of Household, for Places of 2,500 to 10,000 Inhabitants: 1970**

[For minimum base for derived figures (percent, median, etc.) and meaning of symbols, see text]

**Places With 400 or More Negro Population**

**VALUE**

|   | Anadarko | Clinton | Frederick | Guthrie | Hugo    | Idabel  | Wagoner | Wenoka  |
|---|----------|---------|-----------|---------|---------|---------|---------|---------|
| Specified owner occupied <sup>1</sup> ..... | 82       | 98      | 149       | 361     | 229     | 331     | 118     | 169     |
| Less than \$5,000 .....                     | 49       | 45      | 99        | 183     | 183     | 226     | 62      | 121     |
| \$5,000 to \$9,999 .....                    | 26       | 40      | 45        | 150     | 40      | 87      | 48      | 34      |
| \$10,000 to \$14,999 .....                  | 6        | 8       | 5         | 21      | 6       | 12      | 4       | 12      |
| \$15,000 to \$19,999 .....                  | —        | 3       | —         | 6       | —       | 5       | 4       | 1       |
| \$20,000 to \$24,999 .....                  | 1        | 1       | —         | 1       | —       | —       | —       | —       |
| \$25,000 to \$34,999 .....                  | —        | 1       | —         | —       | —       | 1       | —       | 1       |
| \$35,000 or more .....                      | —        | —       | —         | —       | —       | —       | —       | —       |
| Median .....                                | \$5000-  | \$5 400 | \$5000-   | \$5 000 | \$5000- | \$5000- | \$5000- | \$5000- |

|                                    |         |         |         |         |         |         |         |         |
|------------------------------------|---------|---------|---------|---------|---------|---------|---------|---------|
| With all plumbing facilities ..... | 79      | 88      | 127     | 309     | 160     | 182     | 55      | 127     |
| Less than \$5,000 .....            | 46      | 35      | 78      | 134     | 116     | 106     | 14      | 81      |
| \$5,000 to \$9,999 .....           | 26      | 40      | 44      | 148     | 38      | 62      | 35      | 33      |
| \$10,000 to \$14,999 .....         | 6       | 8       | 5       | 20      | 6       | 9       | 4       | 12      |
| \$15,000 to \$19,999 .....         | —       | 3       | —       | 6       | —       | 4       | 2       | 1       |
| \$20,000 to \$24,999 .....         | 1       | 1       | —       | 1       | —       | —       | —       | —       |
| \$25,000 or more .....             | —       | 1       | —       | —       | —       | 1       | —       | —       |
| Median .....                       | \$5000- | \$5 900 | \$5000- | \$5 500 | \$5000- | \$5000- | \$6 400 | \$5000- |

**CONTRACT RENT**

|  |      |      |      |      |      |      |      |      |
|--|------|------|------|------|------|------|------|------|
| Specified renter occupied <sup>2</sup> ..... | 94   | 91   | 133  | 263  | 139  | 150  | 25   | 149  |
| Less than \$30 .....                         | 21   | 11   | 26   | 27   | 55   | 34   | 10   | 34   |
| \$30 to \$39 .....                           | 33   | 32   | 30   | 102  | 65   | 94   | 5    | 92   |
| \$40 to \$59 .....                           | 31   | 42   | 69   | 42   | 9    | 7    | 6    | 12   |
| \$60 to \$79 .....                           | 1    | 3    | 4    | 11   | 1    | —    | 1    | 1    |
| \$80 to \$99 .....                           | —    | 1    | 1    | 2    | —    | —    | —    | —    |
| \$100 to \$149 .....                         | —    | —    | —    | —    | —    | —    | —    | —    |
| \$150 or more .....                          | —    | —    | —    | —    | —    | —    | —    | —    |
| No cash rent .....                           | 8    | 2    | 3    | 19   | 9    | 15   | 3    | 10   |
| Median .....                                 | \$37 | \$40 | \$42 | \$36 | \$32 | \$34 | \$32 | \$34 |

|                                    |      |      |      |      |      |      |      |      |
|------------------------------------|------|------|------|------|------|------|------|------|
| With all plumbing facilities ..... | 80   | 87   | 111  | 174  | 93   | 89   | 11   | 121  |
| Less than \$40 .....               | 42   | 39   | 38   | 108  | 80   | 71   | 6    | 101  |
| \$40 to \$59 .....                 | 31   | 42   | 66   | 42   | 8    | 7    | 4    | 12   |
| \$60 to \$79 .....                 | 1    | 3    | 4    | 11   | 1    | —    | 1    | 1    |
| \$80 to \$99 .....                 | —    | 1    | 1    | 2    | —    | —    | —    | —    |
| \$100 to \$149 .....               | —    | —    | —    | —    | —    | —    | —    | —    |
| \$150 or more .....                | —    | —    | —    | —    | —    | —    | —    | —    |
| No cash rent .....                 | 6    | 2    | 2    | 11   | 4    | 11   | —    | 7    |
| Median .....                       | \$38 | \$41 | \$43 | \$37 | \$34 | \$35 | \$38 | \$35 |

<sup>1</sup>Limited to one-family homes on less than 10 acres and no business on property.

<sup>2</sup>Excludes one-family homes on 10 acres or more.

Table 27. Selected Characteristics for Places of 1,000 to 2,500 Inhabitants: 1970

[For minimum base for derived figures (percent, median, etc.) and meaning of symbols, see text]

| Places        | Total population | Total housing units | Year-round housing units |   |                        |                        |                              |                 |   |                        |                                |                              |       |                               |    |    | Vacant for sale only or for rent |    |    |
|---------------|------------------|---------------------|--------------------------|---|------------------------|------------------------|------------------------------|-----------------|---|------------------------|--------------------------------|------------------------------|-------|-------------------------------|----|----|----------------------------------|----|----|
|               |                  |                     | Occupied housing units   |   |                        |                        |                              |                 |   |                        |                                |                              |       | 1.01 or more persons per room |    |    |                                  |    |    |
|               |                  |                     | Owner occupied           |   |                        |                        |                              | Renter occupied |   |                        |                                |                              | Total | With all plumbing facilities  |    |    |                                  |    |    |
|               |                  |                     | Total                    | Lacking some or all plumbing facilities | Median number of rooms | Median value (dollars) | With Negro head of household | Total           | Lacking some or all plumbing facilities | Median number of rooms | Median contract rent (dollars) | With Negro head of household |       |                               |    |    |                                  |    |    |
| Afton         | 1 022            | 433                 | 433                      | 32                                      | 398                    | 111                    | 295                          | 19              | 5.0                                     | 5 900                  | -                              | 102                          | 5     | 4.4                           | 44 | -  | 26                               | 23 | 12 |
| Apache        | 1 421            | 608                 | 608                      | 11                                      | 554                    | 138                    | 342                          | 4               | 5.0                                     | 6 700                  | -                              | 182                          | 7     | 4.2                           | 45 | 2  | 46                               | 45 | 66 |
| Arkoma        | 2 098            | 745                 | 745                      | 213                                     | 688                    | 141                    | 476                          | 110             | 4.6                                     | 5 600                  | -                              | 231                          | 76    | 4.0                           | 41 | -  | 97                               | 60 | 18 |
| Barnsdall     | 1 579            | 630                 | 630                      | 15                                      | 588                    | 147                    | 403                          | 6               | 5.0                                     | 5 300                  | -                              | 185                          | 6     | 4.3                           | 42 | -  | 37                               | 37 | 20 |
| Beaver        | 1 853            | 739                 | 739                      | 9                                       | 665                    | 152                    | 506                          | 2               | 5.1                                     | 10 700                 | -                              | 157                          | 3     | 4.6                           | 64 | -  | 33                               | 32 | 50 |
| Beggs         | 1 107            | 464                 | 464                      | 57                                      | 445                    | 118                    | 295                          | 25              | 5.1                                     | 5 800                  | 62                             | 97                           | 14    | 4.4                           | 40 | 31 | 40                               | 35 | 32 |
| Bethel Acres  | 1 083            | 339                 | 339                      | 23                                      | 331                    | 20                     | 265                          | 15              | 5.0                                     | 10 400                 | -                              | 50                           | 5     | 4.9                           | 55 | -  | 32                               | 30 | 11 |
| Blair         | 1 114            | 414                 | 414                      | 5                                       | 372                    | 77                     | 245                          | 3               | 4.9                                     | 6 600                  | -                              | 146                          | 1     | 4.2                           | 53 | -  | 38                               | 37 | 10 |
| Blanchard     | 1 580            | 657                 | 657                      | 19                                      | 628                    | 142                    | 408                          | 8               | 4.8                                     | 7 400                  | -                              | 183                          | 1     | 4.2                           | 45 | -  | 31                               | 31 | 35 |
| Boise City    | 1 993            | 768                 | 767                      | 22                                      | 702                    | 153                    | 523                          | 10              | 4.9                                     | 9 400                  | -                              | 172                          | 3     | 4.3                           | 57 | -  | 61                               | 60 | 57 |
| Buffalo       | 1 579            | 635                 | 633                      | 20                                      | 587                    | 142                    | 432                          | 11              | 4.8                                     | 7 900                  | -                              | 125                          | 2     | 4.3                           | 50 | -  | 31                               | 29 | 35 |
| Coche         | 1 106            | 413                 | 413                      | 23                                      | 366                    | 72                     | 269                          | 12              | 4.7                                     | 7 100                  | -                              | 97                           | 3     | 4.1                           | 55 | -  | 34                               | 32 | 20 |
| Calera        | 1 063            | 405                 | 405                      | 19                                      | 353                    | 88                     | 277                          | 10              | 4.8                                     | 7 300                  | -                              | 102                          | 8     | 4.1                           | 52 | -  | 28                               | 23 | 10 |
| Carnegie      | 1 723            | 721                 | 721                      | 27                                      | 669                    | 204                    | 440                          | 9               | 4.8                                     | 7 400                  | -                              | 231                          | 8     | 4.1                           | 46 | 1  | 49                               | 46 | 34 |
| Chelsea       | 1 622            | 707                 | 707                      | 45                                      | 625                    | 185                    | 438                          | 17              | 5.0                                     | 6 800                  | 1                              | 201                          | 13    | 4.4                           | 46 | -  | 48                               | 44 | 39 |
| Cherokee      | 2 119            | 987                 | 985                      | 32                                      | 889                    | 256                    | 706                          | 14              | 5.1                                     | 8 100                  | -                              | 177                          | 6     | 4.4                           | 48 | -  | 26                               | 26 | 57 |
| Chouteau      | 1 046            | 381                 | 381                      | 20                                      | 353                    | 71                     | 293                          | 14              | 4.8                                     | 8 000                  | -                              | 74                           | 5     | 4.3                           | 46 | -  | 31                               | 27 | 3  |
| Coolgate      | 1 859            | 793                 | 792                      | 102                                     | 743                    | 225                    | 489                          | 48              | 4.9                                     | 6 100                  | 10                             | 237                          | 33    | 4.1                           | 39 | 2  | 45                               | 38 | 24 |
| Comanche      | 1 862            | 811                 | 811                      | 26                                      | 783                    | 218                    | 507                          | 10              | 4.8                                     | 5 300                  | -                              | 212                          | 5     | 4.2                           | 39 | -  | 44                               | 43 | 48 |
| Coweta        | 2 457            | 931                 | 931                      | 68                                      | 834                    | 190                    | 536                          | 33              | 4.8                                     | 6 800                  | 27                             | 334                          | 26    | 4.1                           | 52 | 8  | 84                               | 80 | 40 |
| Crescent      | 1 568            | 678                 | 678                      | 50                                      | 630                    | 171                    | 465                          | 22              | 5.0                                     | 7 800                  | 43                             | 140                          | 5     | 4.6                           | 50 | 9  | 25                               | 25 | 50 |
| Cyril         | 1 302            | 464                 | 464                      | 9                                       | 455                    | 72                     | 332                          | 6               | 4.8                                     | 8 800                  | -                              | 104                          | 1     | 4.1                           | 44 | -  | 34                               | 34 | 21 |
| Davis         | 2 223            | 895                 | 895                      | 61                                      | 841                    | 219                    | 552                          | 27              | 4.9                                     | 6 100                  | 13                             | 288                          | 25    | 4.0                           | 45 | 18 | 57                               | 52 | 30 |
| Erick         | 1 285            | 609                 | 607                      | 19                                      | 586                    | 162                    | 423                          | 4               | 4.8                                     | 5 700                  | 1                              | 105                          | -     | 4.3                           | 36 | -  | 29                               | 29 | 18 |
| Eufaula       | 2 355            | 939                 | 939                      | 49                                      | 861                    | 254                    | 473                          | 11              | 5.0                                     | 7 700                  | 56                             | 372                          | 25    | 4.1                           | 39 | 50 | 71                               | 65 | 35 |
| Fairfax       | 1 889            | 791                 | 791                      | 45                                      | 728                    | 211                    | 508                          | 19              | 5.0                                     | 6 400                  | 18                             | 225                          | 19    | 4.1                           | 44 | 8  | 46                               | 43 | 38 |
| Fort Gibson   | 1 418            | 514                 | 514                      | 54                                      | 484                    | 107                    | 336                          | 28              | 4.7                                     | 5 000                  | 24                             | 157                          | 21    | 4.1                           | 39 | 6  | 54                               | 47 | 5  |
| Garber        | 1 011            | 424                 | 424                      | 8                                       | 413                    | 111                    | 310                          | 4               | 5.1                                     | 6 700                  | -                              | 70                           | 1     | 4.7                           | 47 | -  | 17                               | 17 | 26 |
| Geary         | 1 380            | 582                 | 577                      | 59                                      | 545                    | 161                    | 393                          | 27              | 4.9                                     | 5 800                  | 30                             | 108                          | 13    | 4.1                           | 39 | 9  | 47                               | 43 | 25 |
| Goodwell      | 1 467            | 450                 | 450                      | 10                                      | 243                    | 74                     | 153                          | 1               | 4.5                                     | 9 800                  | -                              | 258                          | 9     | 3.9                           | 61 | 3  | 16                               | 16 | 32 |
| Grandfield    | 1 524            | 646                 | 640                      | 50                                      | 574                    | 182                    | 441                          | 27              | 5.0                                     | 6 500                  | 41                             | 145                          | 21    | 3.8                           | 35 | 26 | 37                               | 29 | 30 |
| Granite       | 1 808            | 500                 | 500                      | 18                                      | 472                    | 106                    | 318                          | 9               | 5.0                                     | 5 100                  | -                              | 135                          | 5     | 4.5                           | 37 | -  | 20                               | 20 | 28 |
| Grove         | 2 000            | 934                 | 932                      | 37                                      | 778                    | 206                    | 596                          | 10              | 4.8                                     | 11 200                 | 1                              | 208                          | 17    | 3.9                           | 49 | -  | 40                               | 40 | 52 |
| Harrah        | 1 931            | 681                 | 681                      | 27                                      | 638                    | 114                    | 490                          | 14              | 5.0                                     | 11 600                 | -                              | 144                          | 2     | 4.4                           | 56 | -  | 52                               | 50 | 27 |
| Hartshorne    | 2 121            | 885                 | 885                      | 97                                      | 805                    | 219                    | 573                          | 51              | 5.0                                     | 6 100                  | 55                             | 213                          | 24    | 4.2                           | 46 | 11 | 59                               | 52 | 35 |
| Haskell       | 2 063            | 765                 | 765                      | 74                                      | 722                    | 182                    | 543                          | 37              | 4.9                                     | 5 700                  | 107                            | 178                          | 27    | 4.2                           | 44 | 31 | 72                               | 54 | 33 |
| Healdton      | 2 324            | 1 008               | 1 008                    | 30                                      | 948                    | 231                    | 611                          | 14              | 4.8                                     | 5 700                  | -                              | 293                          | 5     | 4.2                           | 44 | -  | 43                               | 42 | 39 |
| Hennessey     | 2 181            | 808                 | 807                      | 24                                      | 635                    | 166                    | 545                          | 11              | 5.0                                     | 10 900                 | 11                             | 230                          | 8     | 4.2                           | 63 | 6  | 50                               | 48 | 19 |
| Hominy        | 2 274            | 986                 | 984                      | 46                                      | 919                    | 267                    | 599                          | 22              | 5.0                                     | 6 400                  | 18                             | 294                          | 15    | 4.3                           | 44 | 9  | 42                               | 38 | 60 |
| Hooker        | 1 615            | 637                 | 636                      | 15                                      | 591                    | 116                    | 447                          | 6               | 4.9                                     | 9 500                  | -                              | 127                          | 4     | 4.4                           | 59 | -  | 40                               | 38 | 28 |
| Jay           | 1 594            | 612                 | 612                      | 64                                      | 549                    | 141                    | 354                          | 29              | 4.7                                     | 7 400                  | -                              | 206                          | 21    | 3.9                           | 43 | 1  | 64                               | 52 | 41 |
| Jenks         | 1 997            | 698                 | 698                      | 28                                      | 589                    | 110                    | 460                          | 12              | 4.9                                     | 9 800                  | -                              | 199                          | 12    | 4.1                           | 61 | -  | 63                               | 62 | 29 |
| Jones         | 1 666            | 577                 | 577                      | 35                                      | 544                    | 106                    | 365                          | 26              | 5.0                                     | 8 500                  | 36                             | 176                          | 5     | 4.2                           | 50 | 2  | 57                               | 50 | 28 |
| Konawa        | 1 719            | 626                 | 626                      | 22                                      | 591                    | 131                    | 377                          | 13              | 5.0                                     | 5 900                  | -                              | 182                          | 6     | 4.5                           | 45 | 1  | 33                               | 31 | 33 |
| Krebs         | 1 515            | 590                 | 589                      | 48                                      | 545                    | 113                    | 416                          | 32              | 4.9                                     | 6 700                  | 10                             | 125                          | 4     | 4.4                           | 46 | 1  | 39                               | 36 | 13 |
| Laverne       | 1 373            | 595                 | 592                      | 15                                      | 560                    | 129                    | 372                          | 5               | 5.0                                     | 7 000                  | -                              | 142                          | 1     | 4.5                           | 53 | -  | 29                               | 29 | 48 |
| Lexington     | 1 516            | 571                 | 571                      | 17                                      | 533                    | 139                    | 375                          | 10              | 4.8                                     | 6 300                  | -                              | 150                          | 5     | 4.3                           | 45 | -  | 36                               | 35 | 22 |
| Locust Grove  | 1 090            | 382                 | 382                      | 36                                      | 333                    | 92                     | 254                          | 18              | 4.3                                     | 5 700                  | -                              | 101                          | 16    | 4.1                           | 44 | -  | 45                               | 38 | 10 |
| Lone Grove    | 1 240            | 454                 | 454                      | 33                                      | 434                    | 66                     | 273                          | 23              | 4.8                                     | 6 500                  | -                              | 139                          | 6     | 4.4                           | 45 | 1  | 37                               | 34 | 18 |
| McLoud        | 2 159            | 684                 | 684                      | 26                                      | 633                    | 88                     | 494                          | 13              | 5.1                                     | 8 200                  | 9                              | 151                          | 10    | 4.4                           | 49 | 3  | 77                               | 69 | 21 |
| Marietta      | 2 013            | 829                 | 829                      | 28                                      | 792                    | 214                    | 517                          | 16              | 5.0                                     | 7 500                  | 39                             | 268                          | 10    | 4.1                           | 42 | 17 | 52                               | 50 | 27 |
| Maud          | 1 143            | 486                 | 486                      | 45                                      | 451                    | 106                    | 311                          | 15              | 4.9                                     | 5 000                  | -                              | 120                          | 15    | 4.6                           | 41 | -  | 25                               | 23 | 21 |
| Maysville     | 1 380            | 554                 | 554                      | 4                                       | 540                    | 109                    | 398                          | 4               | 5.0                                     | 7 300                  | -                              | 100                          | -     | 4.4                           | 48 | -  | 32                               | 31 | 17 |
| Medford       | 1 304            | 542                 | 542                      | 9                                       | 516                    | 133                    | 397                          | 8               | 5.3                                     | 10 100                 | -                              | 84                           | -     | 4.7                           | 56 | -  | 13                               | 13 | 33 |
| Minco         | 1 129            | 476                 | 476                      | 23                                      | 455                    | 125                    | 354                          | 12              | 4.9                                     | 8 400                  | -                              | 98                           | 5     | 4.1                           | 39 | -  | 24                               | 24 | 11 |
| Mooreland     | 1 196            | 470                 | 470                      | 8                                       | 445                    | 108                    | 333                          | 6               | 5.1                                     | 9 900                  | -                              | 91                           | 2     | 4.4                           | 51 | -  | 23                               | 23 | 28 |
| Morris        | 1 119            | 429                 | 429                      | 33                                      | 409                    | 106                    | 284                          | 19              | 4.9                                     | 5 000                  | -                              | 110                          | 9     | 4.8                           | 42 | -  | 28                               | 22 | 17 |
| Mountain View | 1 110            | 480                 | 479                      | 6                                       | 459                    | 133                    | 348                          | 3               | 4.9                                     | 7 000                  | 1                              | 110                          | 2     | 4.2                           | 41 | -  | 22                               | 22 | 7  |
| Muldrow       | 1 680            | 600                 | 600                      | 35                                      | 543                    | 102                    | 407                          | 12              | 4.8                                     | 6 400                  | 11                             | 159                          | 16    | 4.1                           | 42 | 8  | 60                               | 56 | 15 |
| New Castle    | 1 271            | 414                 | 414                      | 23                                      | 389                    | 32                     | 304                          | 12              | 5.1                                     | 15 200                 | -                              | 64                           | 4     | 4.3                           | 56 | -  | 44                               | 42 | 24 |
| Newkirk       | 2 173            | 962                 | 962                      | 55                                      | 851                    | 251                    | 634                          | 23              | 5.2                                     | 8 800                  | 18                             | 212                          | 14    | 4.4                           | 50 | 7  | 33                               | 31 | 42 |
| Noble         | 2 241            | 758                 | 758                      | 5                                       | 679                    | 86                     | 494                          | -               | 5.0                                     | 10 500                 | -                              | 222                          | 21    | 4.5                           | 61 | -  | 56                               | 56 | 22 |
| Oilton        | 1 087            | 466                 | 466                      | 20                                      | 433                    | 137                    | 326                          | 11              | 4.8                                     | 5 000                  | 2                              | 115                          | 8     | 4.3                           | 40 | 3  | 27                               | 27 | 16 |
| Okemee        | 1 421            | 548                 | 548                      | 17                                      | 501                    | 131                    | 405                          | 5               | 5.3                                     | 10 000                 | -                              | 98                           | 7     | 4.6                           | 55 | -  | 22                               | 22 | 21 |
| Panoma        | 1 121            | 398                 | 398                      | 38                                      | 393                    | 80                     | 241                          | 20              | 4.6                                     | 5 000                  | -                              | 130                          | 10    | 4.2                           | 37 | -  | 54                               | 49 | 16 |
| Pawnee        | 2 443            | 1 023               | 1 023                    | 52                                      | 928                    | 254                    | 634                          | 21              | 5.0                                     | 6 500                  | 29                             | 301                          | 22    | 4.2                           | 42 | 11 | 58                               | 53 | 60 |
| Perkins       | 1 029            | 434                 | 434                      | 7                                       | 394                    | 107                    | 298                          | 3               | 5.0                                     | 8 700                  | -                              | 105                          | 3     | 4.3                           | 51 | 1  | 23                               | 22 | 17 |
| Picher        | 2 363            | 932                 | 932                      | 241                                     | 848                    | 234                    | 603                          | 146             | 4                                       |                        |                                |                              |       |                               |    |    |                                  |    |    |

Table 27. Selected Characteristics for Places of 1,000 to 2,500 Inhabitants: 1970—Continued

[For minimum base for derived figures (percent, median, etc.) and meaning of symbols, see text]

| Places      | Total population | Total housing units | Year-round housing units |   |                        |                       |                              |                 |   |                        |                        |                              |       |                               |       | Vacant for sale only or for rent |   |                        |                                |
|-------------|------------------|---------------------|--------------------------|---|------------------------|-----------------------|------------------------------|-----------------|---|------------------------|------------------------|------------------------------|-------|-------------------------------|-------|----------------------------------|---|------------------------|--------------------------------|
|             |                  |                     | Occupied housing units   |   |                        |                       |                              |                 |   |                        |                        |                              |       | 1.01 or more persons per room |       |                                  |   |                        |                                |
|             |                  |                     | Owner occupied           |   |                        |                       |                              | Renter occupied |   |                        |                        |                              | Total | With all plumbing facilities  |       |                                  |   |                        |                                |
|             |                  |                     | Total                    | Lacking some or all plumbing facilities | In one-unit structures | One-person households | With Negro head of household | Total           | Lacking some or all plumbing facilities | Median number of rooms | Median value (dollars) | With Negro head of household |       |                               | Total |                                  | Lacking some or all plumbing facilities | Median number of rooms | Median contract rent (dollars) |
| Waynoka     | 1 444            | 660                 |                          |   |                        |                       |                              |                 |   |                        |                        |                              | 659   | 51                            |       | 615                              |   |                        |                                |
| Weleetka    | 1 199            | 506                 | 506                      | 68                                      | 452                    | 126                   | 307                          | 33              | 5.2                                     | 5 200                  | 29                     | 125                          | 18    | 4.2                           | 38    | 19                               | 21                                      | 15                     | 41                             |
| Wetumka     | 1 687            | 763                 | 763                      | 54                                      | 668                    | 215                   | 469                          | 24              | 4.8                                     | 5000—                  | 46                     | 208                          | 18    | 4.1                           | 36    | 13                               | 46                                      | 42                     | 47                             |
| Wilburton   | 2 280            | 888                 | 888                      | 46                                      | 797                    | 196                   | 521                          | 23              | 5.0                                     | 8 400                  | 7                      | 277                          | 14    | 4.2                           | 52    | 8                                | 74                                      | 67                     | 56                             |
| Wilson      | 1 569            | 654                 | 654                      | 42                                      | 643                    | 179                   | 410                          | 15              | 4.7                                     | 5000—                  | 1                      | 179                          | 18    | 4.1                           | 36    | —                                | 51                                      | 47                     | 24                             |
| Wright City | 1 068            | 277                 | 277                      | 122                                     | 271                    | 17                    | 203                          | 81              | 4.3                                     | 5000—                  | 11                     | 45                           | 20    | 4.2                           | 36    | 1                                | 74                                      | 22                     | 4                              |
| Wynnewood   | 2 374            | 976                 | 974                      | 51                                      | 925                    | 193                   | 654                          | 31              | 5.0                                     | 6 800                  | 55                     | 222                          | 8     | 4.3                           | 43    | 16                               | 49                                      | 45                     | 69                             |
| Yale        | 1 239            | 538                 | 538                      | 39                                      | 492                    | 139                   | 347                          | 18              | 5.0                                     | 5000—                  | —                      | 139                          | 11    | 4.8                           | 41    | —                                | 21                                      | 20                     | 26                             |

Table 28. Selected Characteristics for Housing Units With Negro Head of Household, for Places of 1,000 to 2,500 Inhabitants: 1970

[For minimum base for derived figures (percent, median, etc.) and meaning of symbols, see text]

| Places With 400 or More Negro Population | Total Negro population | Occupied housing units |   |                        |                       |                              |                 |   |                        |                        |       |   | Total | With all plumbing facilities |                        |
|--|------------------------|------------------------|---|------------------------|-----------------------|------------------------------|-----------------|---|------------------------|------------------------|-------|---|-------|------------------------------|------------------------|
|  |                        | Owner occupied         |   |                        |                       |                              | Renter occupied |   |                        |                        |       | 1.01 or more persons per room           |       |                              |                        |
|  |                        | Total                  | Lacking some or all plumbing facilities | In one-unit structures | One-person households | With Negro head of household | Total           | Lacking some or all plumbing facilities | Median number of rooms | Median value (dollars) | Total | Lacking some or all plumbing facilities |       |                              | Median number of rooms |
| Haskell                                  | 448                    |                        |   |                        |                       |                              |                 |   |                        |                        |       |   | 138   | 45                           |                        |

Table 29. Selected Characteristics for Counties: 1970

[For minimum base for derived figures (percent, median, etc.) and meaning of symbols, see text]

| Counties     | Total population | Total housing units | Year-round housing units |   |                        |                       |                        |                              |                        |                        |                 |   |                             |                               |                                |        |
|--------------|------------------|---------------------|--------------------------|---|------------------------|-----------------------|------------------------|------------------------------|------------------------|------------------------|-----------------|---|-----------------------------|-------------------------------|--------------------------------|--------|
|              |                  |                     | Total                    | Lacking some or all plumbing facilities | In one-unit structures | One-person households | Median number of rooms | With Negro head of household | Occupied housing units |                        |                 |   | Vacant for sole or for rent |                               |                                |        |
|              |                  |                     |                          |   |                        |                       |                        |                              | Owner occupied         |                        | Renter occupied |   |                             | 1.01 or more persons per room |                                |        |
|              |                  |                     |                          |   |                        |                       |                        |                              | Total                  | Median value (dollars) | Total           | Lacking some or all plumbing facilities |                             |                               | Median contract rent (dollars) |        |
| Adair        | 15 141           | 5 009               | 4 997                    | 1 613                                   | 4 703                  | 845                   | 4.5                    | -                            | 3 158                  | 6 400                  | 1 453           | 551                                     | 40                          | 812                           | 324                            | 157    |
| Alfalfa      | 7 224            | 3 265               | 3 245                    | 3 245                                   | 3 054                  | 654                   | 5.1                    | -                            | 2 167                  | 6 600                  | 557             | 42                                      | 45                          | 94                            | 91                             | 120    |
| Atoka        | 10 972           | 3 778               | 3 778                    | 928                                     | 3 454                  | 643                   | 4.6                    | 166                          | 2 310                  | 6 000                  | 1 071           | 246                                     | 41                          | 431                           | 272                            | 164    |
| Beaver       | 6 282            | 2 399               | 2 399                    | 91                                      | 2 205                  | 363                   | 5.2                    | -                            | 1 613                  | 9 700                  | 530             | 15                                      | 59                          | 134                           | 127                            | 89     |
| Beckham      | 15 754           | 6 948               | 6 887                    | 492                                     | 6 283                  | 1 390                 | 4.7                    | 94                           | 4 377                  | 7 000                  | 1 536           | 109                                     | 46                          | 374                           | 345                            | 511    |
| Blaine       | 11 794           | 4 931               | 4 926                    | 501                                     | 4 531                  | 940                   | 5.0                    | 193                          | 3 102                  | 8 000                  | 1 020           | 109                                     | 44                          | 318                           | 287                            | 261    |
| Bryan        | 25 552           | 10 056              | 10 052                   | 1 122                                   | 8 821                  | 1 919                 | 4.6                    | 171                          | 5 896                  | 6 800                  | 3 180           | 353                                     | 44                          | 738                           | 598                            | 324    |
| Caddo        | 28 931           | 10 552              | 10 513                   | 1 085                                   | 9 684                  | 1 833                 | 4.8                    | 267                          | 6 289                  | 7 800                  | 3 154           | 391                                     | 44                          | 1 028                         | 855                            | 568    |
| Canadian     | 32 245           | 11 186              | 11 179                   | 922                                     | 10 238                 | 1 686                 | 5.1                    | 253                          | 7 299                  | 12 100                 | 2 643           | 153                                     | 60                          | 678                           | 615                            | 353    |
| Carter       | 37 349           | 14 295              | 14 291                   | 991                                     | 12 980                 | 2 789                 | 4.8                    | 1 063                        | 8 974                  | 8 300                  | 3 992           | 333                                     | 49                          | 1 033                         | 897                            | 693    |
| Cherokee     | 23 174           | 8 391               | 8 345                    | 1 558                                   | 7 110                  | 1 130                 | 4.4                    | 88                           | 4 607                  | 9 800                  | 2 405           | 433                                     | 55                          | 915                           | 582                            | 312    |
| Choctaw      | 15 141           | 5 960               | 5 949                    | 1 347                                   | 5 474                  | 1 252                 | 4.6                    | 765                          | 3 549                  | 5 100                  | 1 716           | 354                                     | 37                          | 591                           | 368                            | 272    |
| Cimarron     | 4 145            | 1 599               | 1 559                    | 58                                      | 1 449                  | 239                   | 5.0                    | -                            | 972                    | 8 900                  | 386             | 15                                      | 56                          | 129                           | 125                            | 92     |
| Cleveland    | 81 839           | 25 864              | 25 858                   | 585                                     | 20 141                 | 3 620                 | 4.9                    | 105                          | 15 550                 | 13 900                 | 8 696           | 224                                     | 89                          | 1 429                         | 1 369                          | 1 032  |
| Coal         | 5 525            | 2 084               | 2 081                    | 543                                     | 1 991                  | 419                   | 4.7                    | 32                           | 1 376                  | 5000-                  | 531             | 155                                     | 38                          | 202                           | 109                            | 53     |
| Comanche     | 108 144          | 31 864              | 31 814                   | 921                                     | 24 597                 | 3 539                 | 4.8                    | 2 547                        | 16 582                 | 13 500                 | 12 245          | 348                                     | 89                          | 2 555                         | 2 444                          | 2 237  |
| Cotton       | 6 832            | 2 801               | 2 798                    | 241                                     | 2 607                  | 498                   | 4.9                    | 51                           | 1 895                  | 6 600                  | 582             | 50                                      | 43                          | 154                           | 122                            | 151    |
| Craig        | 14 722           | 5 258               | 5 249                    | 721                                     | 4 812                  | 978                   | 4.9                    | 145                          | 3 503                  | 7 500                  | 1 228           | 142                                     | 48                          | 361                           | 295                            | 173    |
| Creek        | 45 532           | 16 327              | 16 322                   | 1 677                                   | 14 566                 | 3 000                 | 4.9                    | 766                          | 11 115                 | 7 800                  | 4 177           | 527                                     | 53                          | 1 383                         | 1 129                          | 555    |
| Custer       | 22 665           | 8 579               | 8 575                    | 460                                     | 6 802                  | 1 513                 | 4.8                    | 217                          | 4 929                  | 11 700                 | 2 759           | 143                                     | 64                          | 483                           | 435                            | 596    |
| Delaware     | 17 767           | 8 287               | 8 254                    | 1 447                                   | 7 572                  | 1 028                 | 4.4                    | 3                            | 4 628                  | 9 000                  | 1 358           | 349                                     | 40                          | 766                           | 441                            | 263    |
| Dewey        | 5 656            | 2 333               | 2 328                    | 213                                     | 2 184                  | 442                   | 5.0                    | -                            | 1 660                  | 6 100                  | 407             | 46                                      | 43                          | 140                           | 116                            | 104    |
| Ellis        | 5 129            | 2 206               | 2 195                    | 165                                     | 2 069                  | 427                   | 5.0                    | -                            | 1 515                  | 7 200                  | 403             | 18                                      | 52                          | 92                            | 89                             | 87     |
| Garfield     | 55 365           | 20 755              | 20 746                   | 691                                     | 17 477                 | 3 987                 | 4.9                    | 601                          | 13 632                 | 11 600                 | 5 430           | 246                                     | 67                          | 1 087                         | 1 053                          | 1 079  |
| Garvin       | 24 874           | 9 494               | 9 478                    | 645                                     | 8 990                  | 1 656                 | 4.9                    | 266                          | 6 203                  | 7 600                  | 2 354           | 159                                     | 47                          | 606                           | 536                            | 466    |
| Grady        | 29 354           | 11 072              | 11 056                   | 702                                     | 10 192                 | 2 082                 | 4.9                    | 412                          | 7 258                  | 7 800                  | 2 948           | 212                                     | 48                          | 777                           | 700                            | 461    |
| Grant        | 7 117            | 3 130               | 3 122                    | 292                                     | 2 991                  | 642                   | 5.3                    | 1                            | 2 123                  | 6 700                  | 580             | 49                                      | 51                          | 103                           | 98                             | 114    |
| Greer        | 7 979            | 3 284               | 3 270                    | 212                                     | 3 116                  | 719                   | 4.9                    | 106                          | 2 095                  | 6 600                  | 820             | 52                                      | 39                          | 138                           | 127                            | 149    |
| Harmon       | 5 136            | 2 047               | 2 041                    | 179                                     | 1 986                  | 383                   | 4.9                    | 86                           | 1 288                  | 7 200                  | 503             | 55                                      | 38                          | 150                           | 129                            | 100    |
| Harper       | 5 151            | 2 052               | 2 046                    | 120                                     | 1 935                  | 352                   | 5.0                    | -                            | 1 334                  | 7 900                  | 434             | 17                                      | 51                          | 96                            | 88                             | 108    |
| Haskell      | 9 578            | 3 539               | 3 536                    | 755                                     | 3 268                  | 561                   | 4.7                    | 31                           | 2 295                  | 5 900                  | 936             | 255                                     | 38                          | 337                           | 188                            | 102    |
| Hughes       | 13 228           | 5 436               | 5 436                    | 803                                     | 4 968                  | 1 155                 | 4.9                    | 164                          | 3 572                  | 5 200                  | 1 296           | 210                                     | 38                          | 349                           | 243                            | 273    |
| Jackson      | 30 902           | 10 355              | 10 333                   | 635                                     | 8 779                  | 1 556                 | 4.8                    | 634                          | 5 627                  | 10 000                 | 3 919           | 279                                     | 66                          | 962                           | 878                            | 343    |
| Jefferson    | 7 125            | 3 136               | 3 115                    | 175                                     | 2 880                  | 658                   | 4.8                    | 31                           | 1 894                  | 5 200                  | 787             | 34                                      | 38                          | 192                           | 180                            | 223    |
| Johnston     | 7 870            | 3 053               | 3 036                    | 479                                     | 2 853                  | 558                   | 4.7                    | 63                           | 1 836                  | 5 000                  | 856             | 121                                     | 38                          | 261                           | 186                            | 156    |
| Key          | 48 791           | 19 078              | 19 067                   | 851                                     | 17 054                 | 3 543                 | 5.1                    | 260                          | 12 443                 | 11 900                 | 4 668           | 222                                     | 56                          | 877                           | 830                            | 1 011  |
| Kingfisher   | 12 857           | 4 603               | 4 600                    | 319                                     | 4 089                  | 778                   | 5.1                    | 164                          | 3 055                  | 11 600                 | 1 191           | 85                                      | 60                          | 294                           | 273                            | 116    |
| Kiowa        | 12 532           | 5 323               | 5 198                    | 392                                     | 4 826                  | 1 147                 | 4.9                    | 198                          | 3 468                  | 6 300                  | 1 188           | 98                                      | 41                          | 305                           | 267                            | 253    |
| Latimer      | 8 601            | 3 031               | 3 029                    | 667                                     | 2 753                  | 494                   | 4.6                    | 20                           | 1 822                  | 6 400                  | 843             | 160                                     | 44                          | 297                           | 194                            | 180    |
| Le Flore     | 32 137           | 11 567              | 11 564                   | 2 062                                   | 10 845                 | 2 014                 | 4.8                    | 279                          | 7 504                  | 6 100                  | 3 177           | 656                                     | 39                          | 1 182                         | 773                            | 410    |
| Lincoln      | 19 482           | 7 720               | 7 711                    | 940                                     | 7 324                  | 1 389                 | 5.0                    | 269                          | 5 223                  | 7 200                  | 1 586           | 196                                     | 42                          | 480                           | 393                            | 453    |
| Logan        | 19 645           | 7 278               | 7 202                    | 667                                     | 6 496                  | 1 444                 | 5.2                    | 993                          | 4 707                  | 8 000                  | 1 767           | 157                                     | 47                          | 382                           | 336                            | 278    |
| Love         | 5 637            | 2 130               | 2 125                    | 235                                     | 2 034                  | 358                   | 4.7                    | 91                           | 1 402                  | 6 700                  | 556             | 67                                      | 41                          | 169                           | 133                            | 67     |
| McCain       | 14 157           | 5 210               | 5 205                    | 365                                     | 4 931                  | 791                   | 4.9                    | 88                           | 3 336                  | 8 000                  | 1 351           | 80                                      | 45                          | 399                           | 361                            | 223    |
| McCurtain    | 28 642           | 10 049              | 10 036                   | 2 623                                   | 9 404                  | 1 755                 | 4.6                    | 1 180                        | 6 282                  | 5 500                  | 2 778           | 711                                     | 38                          | 1 333                         | 763                            | 344    |
| McIntosh     | 12 472           | 5 109               | 5 027                    | 905                                     | 4 629                  | 880                   | 4.6                    | 424                          | 2 911                  | 6 700                  | 1 298           | 304                                     | 38                          | 457                           | 280                            | 146    |
| Major        | 7 529            | 3 035               | 3 034                    | 316                                     | 2 752                  | 510                   | 5.1                    | 4                            | 2 027                  | 8 300                  | 628             | 55                                      | 55                          | 164                           | 153                            | 110    |
| Marshall     | 7 682            | 3 679               | 3 675                    | 328                                     | 3 361                  | 585                   | 4.6                    | 49                           | 2 079                  | 6 600                  | 762             | 99                                      | 39                          | 253                           | 206                            | 132    |
| Murray       | 23 302           | 9 094               | 8 807                    | 1 056                                   | 8 046                  | 1 379                 | 4.7                    | 18                           | 5 901                  | 9 000                  | 1 946           | 260                                     | 51                          | 782                           | 538                            | 262    |
| Murray       | 10 669           | 4 268               | 4 266                    | 361                                     | 3 908                  | 868                   | 4.7                    | 58                           | 2 503                  | 6 800                  | 1 263           | 95                                      | 46                          | 267                           | 234                            | 220    |
| Muskogee     | 59 542           | 21 960              | 21 957                   | 2 310                                   | 18 787                 | 4 391                 | 4.9                    | 3 141                        | 14 049                 | 8 800                  | 6 147           | 759                                     | 52                          | 1 602                         | 1 259                          | 1 046  |
| Noble        | 10 043           | 3 954               | 3 948                    | 427                                     | 3 692                  | 738                   | 5.0                    | 92                           | 2 567                  | 8 500                  | 922             | 79                                      | 48                          | 223                           | 196                            | 134    |
| Nowata       | 9 773            | 3 940               | 3 935                    | 452                                     | 3 655                  | 780                   | 4.8                    | 193                          | 2 678                  | 6 100                  | 853             | 148                                     | 43                          | 255                           | 187                            | 172    |
| Okfuskee     | 10 483           | 4 150               | 4 146                    | 1 098                                   | 3 866                  | 855                   | 4.9                    | 615                          | 2 616                  | 5 000                  | 991             | 282                                     | 38                          | 379                           | 201                            | 182    |
| Oklahoma     | 526 805          | 189 886             | 189 831                  | 4 424                                   | 150 722                | 33 312                | 5.0                    | 15 093                       | 119 393                | 13 300                 | 56 521          | 2 261                                   | 76                          | 11 798                        | 11 347                         | 10 227 |
| Okmulgee     | 35 358           | 13 564              | 13 546                   | 1 758                                   | 11 917                 | 2 647                 | 4.9                    | 1 574                        | 8 550                  | 6 500                  | 3 457           | 599                                     | 46                          | 989                           | 721                            | 889    |
| Osage        | 29 750           | 11 714              | 11 516                   | 832                                     | 10 369                 | 2 086                 | 5.0                    | 285                          | 7 411                  | 7 900                  | 2 917           | 219                                     | 48                          | 695                           | 628                            | 606    |
| Ottawa       | 29 800           | 11 408              | 11 330                   | 1 338                                   | 10 231                 | 2 224                 | 4.8                    | 2                            | 7 569                  | 7 700                  | 2 722           | 329                                     | 47                          | 746                           | 600                            | 325    |
| Pawnee       | 11 338           | 4 771               | 4 766                    | 641                                     | 4 343                  | 863                   | 4.9                    | 58                           | 3 117                  | 7 200                  | 1 017           | 117                                     | 44                          | 263                           | 210                            | 172    |
| Payne        | 50 654           | 17 558              | 17 504                   | 798                                     | 12 923                 | 3 388                 | 4.7                    | 351                          | 9 402                  | 12 100                 | 6 854           | 300                                     | 76                          | 713                           | 648                            | 724    |
| Pittsburg    | 37 521           | 14 395              | 14 261                   | 1 873                                   | 12 577                 | 2 582                 | 4.9                    | 572                          | 9 024                  | 8 100                  | 3 257           | 428                                     | 49                          | 950                           | 762                            | 747    |
| Pottawatomie | 27 867           | 10 712              | 10 711                   | 687                                     | 9 429                  | 2 117                 | 4.9                    | 224                          | 6 639                  | 8 700                  | 3 183           | 221                                     | 47                          | 573                           | 487                            | 466    |
| Pottawatomie | 43 134           | 15 975              | 15 817                   | 989                                     | 14 379                 | 3 078                 | 4.9                    | 316                          | 10 773                 | 8 400                  | 3 826           | 313                                     | 50                          | 933                           | 819                            | 632    |
| Pushmataha   | 9 385            | 3 756               | 3 752                    | 1 209                                   | 3 536                  | 661                   | 4.5                    | 46                           | 2 221                  | 5 300                  | 980             | 352                                     | 38                          | 392                           | 180                            | 178    |
| Roger Mills  | 4 452            | 1 953               | 1 948                    | 261                                     | 1 890                  | 291                   | 5.0                    | -                            | 1 224                  | 5 800                  | 347             | 46                                      | 38                          | 115                           | 102                            | 115    |
| Rogers       | 28 425           | 9 974               | 9 968                    | 887                                     | 8 359                  | 1 426                 | 4.8                    | 109                          | 6 687                  | 11 400                 | 2 561           | 323                                     | 58                          | 775                           | 643                            | 335    |
| Seminole     | 25 144           | 9 903               | 9 889                    | 1 272                                   | 9 285                  | 1 834                 | 4.9                    | 723                          | 6 177                  | 6 400                  | 2 564           | 282                                     | 42                          | 771                           | 583                            | 500    |
| Sequoyah     | 23 370           | 7 851               | 7 849                    | 1 653                                   | 7 227                  | 1 133                 | 4.6                    | 229                          | 5 206                  | 6 800                  | 1 958           | 531                                     | 43                          | 1 056                         | 638                            | 218    |
| Stephens     | 35 902           | 14 121              | 14 116                   | 533                                     | 13 252                 | 2 438                 | 4.9                    |                              |                        |                        |                 |   |                             |                               |                                |        |

Table 30. Selected Characteristics of Housing Units With Negro Head of Household, for Counties: 1970

[For minimum base for derived figures (percent, median, etc.) and meaning of symbols, see text]

Counties With 400 or More Negro Population

|              | Total Negro population | Occupied housing units |   |                        |                       |                        |                |                        |                 |   |                                |                               |                              |    |
|--------------|------------------------|------------------------|---|------------------------|-----------------------|------------------------|----------------|------------------------|-----------------|---|--------------------------------|-------------------------------|------------------------------|----|
|              |                        | Total                  | Lacking some or all plumbing facilities | In one-unit structures | One-person households | Median number of rooms | Owner occupied |                        | Renter occupied |   |                                | 1.01 or more persons per room |                              |    |
|              |                        |                        |   |                        |                       |                        | Total          | Median value (dollars) | Total           | Lacking some or all plumbing facilities | Median contract rent (dollars) | Total                         | With all plumbing facilities |    |
| Adair        | 655                    | 166                    | 73                                      | 163                    | 54                    | 4.4                    | 99             | 5000-                  | 67              | 31                                      | 31                             | 37                            | 19                           |    |
| Blaine       | 562                    | 193                    | 32                                      | 186                    | 55                    | 4.7                    | 130            | 5 000                  | 63              | 13                                      | 30                             | 29                            | 25                           |    |
| Bryan        | 545                    | 171                    | 87                                      | 164                    | 48                    | 4.2                    | 128            | 5000-                  | 43              | 29                                      | 31                             | 30                            | 12                           |    |
| Caddo        | 963                    | 267                    | 54                                      | 240                    | 65                    | 4.4                    | 134            | 5000-                  | 133             | 35                                      | 35                             | 73                            | 57                           |    |
| Canadian     | 999                    | 253                    | 53                                      | 239                    | 73                    | 4.8                    | 150            | 5000-                  | 103             | 22                                      | 36                             | 39                            | 29                           |    |
| Carter       | 3 403                  | 1 063                  | 229                                     | 982                    | 306                   | 4.7                    | 694            | 5000-                  | 369             | 75                                      | 35                             | 182                           | 128                          |    |
| Cherokee     | 529                    | 88                     | 42                                      | 70                     | 21                    | 3.9                    | 55             | 5000-                  | 33              | 6                                       | 53                             | 29                            | 11                           |    |
| Cherokee     | 2 511                  | 765                    | 407                                     | 742                    | 232                   | 4.4                    | 546            | 5000-                  | 219             | 117                                     | 30                             | 160                           | 55                           |    |
| Cherokee     | 524                    | 105                    | 10                                      | 40                     | 33                    | 3.9                    | 19             | 27 500                 | 86              | 5                                       | 75                             | 6                             | 4                            |    |
| Cleveland    | 11 224                 | 2 547                  | 89                                      | 1 826                  | 348                   | 4.7                    | 1 172          | 11 600                 | 1 375           | 51                                      | 66                             | 498                           | 485                          |    |
| Comanche     | 614                    | 145                    | 49                                      | 141                    | 55                    | 4.4                    | 114            | 5000-                  | 31              | 11                                      | 34                             | 26                            | 21                           |    |
| Craig        | 2 412                  | 766                    | 346                                     | 743                    | 225                   | 4.6                    | 552            | 5000-                  | 214             | 108                                     | 33                             | 126                           | 67                           |    |
| Creek        | 855                    | 217                    | 17                                      | 186                    | 60                    | 4.5                    | 109            | 5 300                  | 108             | 6                                       | 41                             | 57                            | 52                           |    |
| Custer       | 635                    | 601                    | 52                                      | 542                    | 148                   | 4.6                    | 345            | 6 000                  | 256             | 19                                      | 46                             | 99                            | 95                           |    |
| Garfield     | 2 050                  | 266                    | 77                                      | 263                    | 72                    | 4.5                    | 186            | 5000-                  | 80              | 24                                      | 34                             | 42                            | 26                           |    |
| Garvin       | 1 870                  | 412                    | 47                                      | 401                    | 134                   | 5.0                    | 244            | 5000-                  | 168             | 24                                      | 34                             | 56                            | 51                           |    |
| Grady        | 1 271                  | 537                    | 106                                     | 21                     | 104                   | 22                     | 4.3            | 76                     | 5000-           | 30                                      | 6                              | 30                            | 15                           | 13 |
| Greer        | 468                    | 164                    | 62                                      | 155                    | 52                    | 4.6                    | 115            | 5000-                  | 49              | 23                                      | 32                             | 22                            | 12                           |    |
| Hughes       | 2 456                  | 634                    | 78                                      | 564                    | 118                   | 4.2                    | 244            | 5 100                  | 390             | 57                                      | 51                             | 147                           | 134                          |    |
| Jackson      | 752                    | 260                    | 24                                      | 244                    | 85                    | 4.7                    | 152            | 5 400                  | 108             | 9                                       | 36                             | 35                            | 33                           |    |
| Kay          | 514                    | 164                    | 41                                      | 160                    | 47                    | 4.9                    | 120            | 5 100                  | 44              | 18                                      | 35                             | 29                            | 21                           |    |
| Kingfisher   | 647                    | 198                    | 57                                      | 180                    | 48                    | 4.2                    | 127            | 5000-                  | 71              | 30                                      | 31                             | 40                            | 25                           |    |
| Kiowa        | 1 017                  | 279                    | 144                                     | 275                    | 67                    | 4.8                    | 219            | 5000-                  | 60              | 31                                      | 35                             | 63                            | 25                           |    |
| LeFlore      | 869                    | 269                    | 131                                     | 264                    | 77                    | 4.8                    | 172            | 5000-                  | 97              | 53                                      | 32                             | 39                            | 15                           |    |
| Lincoln      | 4 080                  | 993                    | 207                                     | 913                    | 279                   | 5.0                    | 649            | 5000-                  | 344             | 63                                      | 37                             | 122                           | 92                           |    |
| Logan        | 3 868                  | 1 180                  | 683                                     | 1 156                  | 325                   | 4.5                    | 872            | 5000-                  | 308             | 173                                     | 33                             | 228                           | 69                           |    |
| McCurtain    | 1 325                  | 424                    | 168                                     | 415                    | 134                   | 4.3                    | 297            | 5000-                  | 127             | 56                                      | 35                             | 82                            | 42                           |    |
| McIntosh     | 9 896                  | 3 141                  | 775                                     | 2 997                  | 900                   | 4.9                    | 2 150          | 5000-                  | 991             | 244                                     | 36                             | 406                           | 271                          |    |
| Muskogee     | 559                    | 193                    | 90                                      | 191                    | 64                    | 4.3                    | 139            | 5000-                  | 54              | 32                                      | 31                             | 28                            | 17                           |    |
| Nowata       | 1 866                  | 615                    | 342                                     | 602                    | 203                   | 4.9                    | 458            | 5000-                  | 157             | 94                                      | 30-                            | 85                            | 25                           |    |
| Oklahoma     | 52 744                 | 15 093                 | 1 022                                   | 11 755                 | 3 021                 | 4.8                    | 8 465          | 10 300                 | 6 628           | 496                                     | 57                             | 2 608                         | 2 407                        |    |
| Oklmulgee    | 5 383                  | 1 574                  | 501                                     | 1 539                  | 419                   | 4.9                    | 1 044          | 5000-                  | 530             | 187                                     | 34                             | 269                           | 167                          |    |
| Osage        | 872                    | 285                    | 37                                      | 232                    | 86                    | 4.6                    | 159            | 5000-                  | 126             | 14                                      | 48                             | 39                            | 34                           |    |
| Payne        | 1 255                  | 351                    | 42                                      | 293                    | 88                    | 4.6                    | 155            | 5000-                  | 196             | 21                                      | 50                             | 50                            | 45                           |    |
| Pittsburg    | 2 297                  | 572                    | 171                                     | 515                    | 190                   | 4.7                    | 380            | 5 900                  | 192             | 46                                      | 38                             | 80                            | 58                           |    |
| Pottawatomie | 765                    | 224                    | 71                                      | 213                    | 66                    | 4.3                    | 136            | 5000-                  | 88              | 33                                      | 30                             | 43                            | 32                           |    |
| Pottawatomie | 1 159                  | 316                    | 68                                      | 297                    | 87                    | 4.9                    | 187            | 5000-                  | 129             | 23                                      | 33                             | 52                            | 38                           |    |
| Seminole     | 2 339                  | 723                    | 256                                     | 699                    | 205                   | 4.7                    | 453            | 5000-                  | 270             | 97                                      | 33                             | 124                           | 70                           |    |
| Sequoyah     | 855                    | 229                    | 128                                     | 227                    | 56                    | 4.5                    | 148            | 5000-                  | 81              | 54                                      | 33                             | 56                            | 27                           |    |
| Stephens     | 792                    | 226                    | 13                                      | 223                    | 53                    | 4.5                    | 150            | 5 000                  | 76              | 3                                       | 35                             | 39                            | 38                           |    |
| Tillman      | 1 674                  | 463                    | 121                                     | 391                    | 113                   | 4.4                    | 204            | 5000-                  | 259             | 72                                      | 40                             | 102                           | 76                           |    |
| Tulsa        | 36 044                 | 10 791                 | 592                                     | 8 865                  | 2 364                 | 4.9                    | 6 227          | 8 300                  | 4 564           | 293                                     | 52                             | 1 603                         | 1 530                        |    |
| Wagoner      | 1 955                  | 646                    | 410                                     | 630                    | 208                   | 4.5                    | 505            | 5000-                  | 141             | 105                                     | 30                             | 103                           | 28                           |    |
| Washington   | 1 054                  | 359                    | 41                                      | 351                    | 116                   | 4.7                    | 208            | 5000-                  | 151             | 22                                      | 36                             | 45                            | 42                           |    |

Table A-1. Computer Allocation Rates for Nonresponse or Inconsistency for the State: 1970

[The term "allocation" means that a characteristic was assigned in the absence of a machine-readable entry or changed to make consistent with other entries during the computer editing. For minimum base for derived figures (percent, median, etc.) and meaning of symbols, see text]

**The State  
Inside and Outside Standard  
Metropolitan Statistical Areas  
Urban and Rural**

|   | The State      | Inside SMSA's  |                   |                       | Outside SMSA's | Urban          | Rural          |
|---|----------------|----------------|-------------------|-----------------------|----------------|----------------|----------------|
|   |                | Total          | In central cities | Not in central cities |                |                |                |
| <b>All year-round housing units (number)</b> .....          | <b>937 640</b> | <b>449 690</b> | <b>282 598</b>    | <b>167 092</b>        | <b>487 950</b> | <b>632 952</b> | <b>304 688</b> |
| Piped water in structure .....                              | 2.0            | 1.8            | 1.7               | 1.8                   | 2.2            | 1.8            | 2.3            |
| Hot and cold .....  | 1.9            | 1.7            | 1.7               | 1.7                   | 2.1            | 1.8            | 2.1            |
| Cold only .....   | -              | -              | -                 | -                     | 0.1            | -              | 0.1            |
| None .....  | -              | -              | -                 | -                     | 0.1            | -              | 0.1            |
| Flush toilet .....  | 1.3            | 1.2            | 1.2               | 1.2                   | 1.4            | 1.2            | 1.5            |
| For exclusive use of household .....                        | 1.2            | 1.2            | 1.2               | 1.1                   | 1.3            | 1.2            | 1.3            |
| Also used by another household .....                        | -              | -              | -                 | -                     | -              | -              | -              |
| None .....  | 0.1            | -              | -                 | 0.1                   | 0.1            | -              | 0.2            |
| Bathtub or shower .....                                     | 1.3            | 1.2            | 1.2               | 1.2                   | 1.3            | 1.2            | 1.4            |
| For exclusive use of household .....                        | 1.1            | 1.2            | 1.2               | 1.1                   | 1.1            | 1.2            | 1.1            |
| Also used by another household .....                        | -              | -              | -                 | -                     | -              | -              | -              |
| None .....  | 0.1            | -              | -                 | 0.1                   | 0.2            | -              | 0.3            |
| Complete kitchen facilities .....                           | 1.7            | 1.5            | 1.4               | 1.8                   | 1.9            | 1.4            | 2.4            |
| For exclusive use of household .....                        | 1.2            | 1.3            | 1.3               | 1.3                   | 1.1            | 1.2            | 1.1            |
| Also used by another household .....                        | -              | -              | -                 | -                     | -              | -              | -              |
| No complete kitchen facilities .....                        | 0.5            | 0.2            | 0.1               | 0.5                   | 0.7            | 0.1            | 1.3            |
| Units in structure .....                                    | 2.3            | 2.1            | 1.9               | 2.3                   | 2.6            | 2.0            | 3.0            |
| 1 .....   | 1.3            | 1.1            | 1.0               | 1.2                   | 1.5            | 1.1            | 1.7            |
| 2 or more .....   | 0.4            | 0.6            | 0.7               | 0.3                   | 0.3            | 0.5            | 0.1            |
| Mobile home or trailer .....                                | 0.6            | 0.4            | 0.2               | 0.8                   | 0.8            | 0.3            | 1.3            |
| Rooms .....   | 1.0            | 1.1            | 1.1               | 1.0                   | 1.0            | 1.0            | 1.0            |
| 1 room .....  | -              | -              | -                 | -                     | -              | -              | -              |
| 2 rooms .....   | -              | -              | -                 | -                     | -              | -              | -              |
| 3 rooms .....   | 0.1            | 0.1            | 0.2               | 0.1                   | 0.1            | 0.1            | 0.1            |
| 4 rooms .....   | 0.3            | 0.3            | 0.2               | 0.3                   | 0.3            | 0.2            | 0.3            |
| 5 rooms .....   | 0.3            | 0.3            | 0.3               | 0.3                   | 0.3            | 0.3            | 0.3            |
| 6 rooms .....   | 0.2            | 0.2            | 0.2               | 0.2                   | 0.2            | 0.2            | 0.2            |
| 7 rooms .....   | 0.1            | 0.1            | 0.1               | 0.1                   | 0.1            | 0.1            | -              |
| 8 rooms .....   | -              | -              | -                 | -                     | -              | -              | -              |
| 9 rooms or more .....                                       | -              | -              | -                 | -                     | -              | -              | -              |
| Access .....  | 0.2            | 0.2            | 0.3               | 0.1                   | 0.1            | 0.2            | -              |
| <b>Specified owner occupied (number)<sup>1</sup></b> .....  | <b>471 978</b> | <b>251 439</b> | <b>158 128</b>    | <b>93 311</b>         | <b>220 539</b> | <b>363 536</b> | <b>108 442</b> |
| Value .....   | 2.1            | 2.1            | 2.1               | 2.2                   | 2.1            | 1.8            | 3.2            |
| Less than \$5,000 .....                                     | 0.5            | 0.2            | 0.2               | 0.4                   | 0.8            | 0.3            | 1.2            |
| \$5,000 to \$9,999 .....                                    | 0.6            | 0.6            | 0.6               | 0.6                   | 0.6            | 0.5            | 1.0            |
| \$10,000 to \$14,999 .....                                  | 0.5            | 0.6            | 0.6               | 0.6                   | 0.4            | 0.5            | 0.5            |
| \$15,000 to \$19,999 .....                                  | 0.2            | 0.3            | 0.3               | 0.3                   | 0.2            | 0.2            | 0.3            |
| \$20,000 to \$24,999 .....                                  | 0.1            | 0.2            | 0.2               | 0.1                   | 0.1            | 0.1            | 0.1            |
| \$25,000 to \$34,999 .....                                  | 0.1            | 0.1            | 0.2               | 0.1                   | 0.1            | 0.1            | 0.1            |
| \$35,000 to \$49,999 .....                                  | -              | 0.1            | 0.1               | -                     | -              | -              | -              |
| \$50,000 or more .....                                      | -              | -              | -                 | -                     | -              | -              | -              |
| <b>Specified vacant for sale (number)<sup>1</sup></b> ..... | <b>9 670</b>   | <b>4 944</b>   | <b>3 069</b>      | <b>1 675</b>          | <b>4 726</b>   | <b>7 690</b>   | <b>1 980</b>   |
| Sales price asked .....                                     | 9.7            | 9.1            | 10.2              | 7.2                   | 10.3           | 8.8            | 13.2           |
| <b>Specified renter occupied (number)<sup>2</sup></b> ..... | <b>218 840</b> | <b>123 377</b> | <b>87 762</b>     | <b>35 615</b>         | <b>95 463</b>  | <b>182 067</b> | <b>36 773</b>  |
| Contract rent .....   | 5.9            | 4.7            | 4.6               | 5.2                   | 7.4            | 5.3            | 9.1            |
| Less than \$30 .....  | 0.6            | 0.2            | 0.2               | 0.4                   | 1.0            | 0.3            | 1.8            |
| \$30 to \$39 .....  | 1.0            | 0.4            | 0.3               | 0.8                   | 1.8            | 0.7            | 2.7            |
| \$40 to \$49 .....  | 1.7            | 1.1            | 1.0               | 1.3                   | 2.4            | 1.4            | 2.9            |
| \$50 to \$59 .....  | 1.2            | 1.2            | 1.2               | 1.2                   | 1.3            | 1.2            | 1.2            |
| \$60 to \$79 .....  | 0.5            | 0.6            | 0.6               | 0.5                   | 0.4            | 0.5            | 0.3            |
| \$80 to \$99 .....  | 0.3            | 0.4            | 0.4               | 0.4                   | 0.2            | 0.4            | 0.2            |
| \$100 to \$119 .....  | 0.3            | 0.4            | 0.4               | 0.4                   | 0.2            | 0.4            | 0.1            |
| \$120 to \$149 .....  | 0.3            | 0.4            | 0.4               | 0.4                   | 0.2            | 0.4            | 0.1            |
| \$150 to \$199 .....  | 0.2            | 0.3            | 0.4               | 0.2                   | 0.1            | 0.3            | -              |
| \$200 or more .....   | -              | 0.1            | 0.1               | -                     | -              | 0.1            | -              |
| <b>Specified vacant for rent (number)<sup>3</sup></b> ..... | <b>33 160</b>  | <b>17 994</b>  | <b>14 221</b>     | <b>3 773</b>          | <b>15 166</b>  | <b>27 016</b>  | <b>6 144</b>   |
| Rent asked .....  | 28.2           | 25.0           | 23.4              | 31.0                  | 32.1           | 24.2           | 46.1           |
| <b>All occupied housing units (number)</b> .....            | <b>850 803</b> | <b>416 250</b> | <b>259 951</b>    | <b>156 299</b>        | <b>434 553</b> | <b>583 370</b> | <b>267 433</b> |
| Tenure .....  | 2.0            | 1.9            | 1.9               | 1.8                   | 2.0            | 1.8            | 2.2            |
| Owner occupied .....  | 1.2            | 1.0            | 1.0               | 1.2                   | 1.3            | 1.0            | 1.6            |
| Cooperative or condominium .....                            | -              | -              | -                 | -                     | -              | -              | -              |
| Rented for cash rent .....                                  | 0.7            | 0.8            | 0.9               | 0.6                   | 0.6            | 0.8            | 0.5            |
| No cash rent .....  | -              | -              | -                 | -                     | 0.1            | -              | 0.1            |
| Telephone .....   | 3.7            | 4.1            | 4.7               | 3.2                   | 3.2            | 3.9            | 3.3            |
| Available .....   | 3.0            | 3.4            | 3.9               | 2.7                   | 2.5            | 3.2            | 2.5            |
| None .....  | 0.7            | 0.7            | 0.8               | 0.5                   | 0.7            | 0.7            | 0.8            |
| <b>All year-round vacant housing units (number)</b> ..      | <b>86 837</b>  | <b>33 440</b>  | <b>22 647</b>     | <b>10 793</b>         | <b>53 397</b>  | <b>49 582</b>  | <b>37 255</b>  |
| Vacancy status .....  | 2.1            | 2.4            | 2.4               | 2.4                   | 1.9            | 2.2            | 2.0            |
| For sale only .....   | 0.8            | 0.8            | 0.7               | 1.1                   | 0.7            | 0.7            | 0.9            |
| For rent .....  | 1.1            | 1.4            | 1.6               | 1.1                   | 0.9            | 1.3            | 0.8            |
| Other year-round .....                                      | 0.3            | 0.2            | 0.2               | 0.3                   | 0.3            | 0.2            | 0.3            |
| Duration of vacancy .....                                   | 12.4           | 9.8            | 9.0               | 11.4                  | 14.0           | 10.0           | 15.5           |
| Less than 2 months .....                                    | 4.6            | 4.4            | 4.2               | 4.7                   | 4.8            | 4.7            | 4.5            |
| 2 up to 6 months .....                                      | 3.4            | 2.6            | 2.4               | 3.2                   | 3.9            | 2.7            | 4.4            |
| 6 months or more .....                                      | 4.4            | 2.8            | 2.4               | 3.5                   | 5.4            | 2.6            | 6.7            |

<sup>1</sup>Limited to one-family homes on less than 10 acres and no business on property.

<sup>2</sup>Excludes one-family homes on 10 acres or more and all "no cash rent" units.

<sup>3</sup>Excludes one-family homes on 10 acres or more.

Table A-2. Computer Allocation Rates for Nonresponse or Inconsistency for Areas and Places: 1970

[The term "allocation" means that a characteristic was assigned in the absence of a machine-readable entry or changed to make consistent with other entries during the computer editing. For minimum base for derived figures (percent, median, etc.) and meaning of symbols, see text]

**Standard Metropolitan Statistical Areas Places of 2,500 Inhabitants or More**

**STANDARD METROPOLITAN STATISTICAL AREAS**

|                             |         |     |     |     |     |     |     |     |         |     |     |     |     |        |     |      |      |
|-----------------------------|---------|-----|-----|-----|-----|-----|-----|-----|---------|-----|-----|-----|-----|--------|-----|------|------|
| Fort Smith, Ark.-Okla. .... | 56 901  | 0.1 | 2.3 | 1.1 | 1.9 | 1.1 | 1.3 | 2.5 | 52 589  | 2.7 | 1.7 | 1.9 | 6.7 | 4 312  | 2.6 | 10.7 | 34.1 |
| Lawton .....                | 31 814  | 0.2 | 1.4 | 1.0 | 1.6 | 1.0 | 1.1 | 2.1 | 28 827  | 3.3 | 2.2 | 1.6 | 6.0 | 2 987  | 2.3 | 4.7  | 21.6 |
| Oklahoma City .....         | 226 868 | 0.3 | 1.5 | 1.2 | 1.8 | 1.3 | 1.3 | 2.1 | 210 102 | 4.2 | 1.9 | 2.1 | 4.7 | 16 766 | 2.6 | 9.2  | 25.0 |
| Tulsoe .....                | 171 595 | 0.2 | 1.3 | 1.0 | 1.6 | 1.1 | 1.1 | 1.9 | 159 476 | 4.2 | 1.7 | 2.2 | 4.1 | 12 119 | 2.0 | 9.8  | 25.1 |

**PLACES OF 2,500 INHABITANTS OR MORE**

|                     |         |     |      |      |      |      |      |      |         |      |      |      |      |        |      |      |       |
|---------------------|---------|-----|------|------|------|------|------|------|---------|------|------|------|------|--------|------|------|-------|
| Ada .....           | 6 111   | 0.2 | 1.1  | 0.7  | 1.7  | 1.0  | 0.7  | 1.5  | 5 595   | 3.4  | 1.8  | 1.2  | 8.5  | 516    | 1.4  | 6.4  | 14.5  |
| Altus .....         | 7 448   | 0.2 | 1.9  | 1.2  | 2.3  | 1.6  | 1.9  | 3.5  | 6 974   | 2.4  | 2.1  | 1.4  | 9.0  | 474    | 1.5  | 6.1  | 46.0  |
| Alva .....          | 2 772   | 0.1 | 0.5  | 0.3  | 1.3  | 0.4  | 0.6  | 2.0  | 2 505   | 2.5  | 1.1  | 0.6  | 5.3  | 267    | 0.7  | -    | 20.9  |
| Anadarko .....      | 2 447   | 0.2 | 1.7  | 1.1  | 2.9  | 1.8  | 3.5  | 2.5  | 2 255   | 2.2  | 1.9  | 2.5  | 5.4  | 192    | 0.5  | 42.1 | 24.0  |
| Antlers .....       | 1 159   | 0.1 | 0.7  | 0.3  | 2.9  | 1.6  | 0.8  | 1.4  | 1 000   | 1.9  | 1.1  | 1.1  | 9.3  | 159    | 0.6  | -    | 14.3  |
| Ardmore .....       | 8 277   | 0.2 | 1.5  | 1.0  | 1.9  | 1.2  | 1.1  | 2.7  | 7 535   | 5.4  | 2.1  | 1.8  | 7.5  | 742    | 1.8  | 6.1  | 18.3  |
| Atoka .....         | 1 285   | 0.9 | 3.9  | 2.0  | 5.6  | 2.2  | 2.8  | 4.1  | 1 165   | 5.2  | 2.6  | 2.8  | 9.0  | 120    | 0.8  | 25.0 | 29.4  |
| Bartlesville .....  | 11 633  | 0.2 | 1.4  | 1.1  | 4.3  | 3.4  | 1.6  | 1.6  | 10 414  | 3.0  | 2.0  | 1.3  | 4.3  | 1 219  | 0.9  | 4.3  | 10.9  |
| Bethony .....       | 6 871   | 0.1 | 1.1  | 0.8  | 1.2  | 0.9  | 0.7  | 1.3  | 6 476   | 2.7  | 1.6  | 1.9  | 1.5  | 395    | 0.8  | 2.1  | 5.7   |
| Bixby .....         | 1 283   | 0.1 | 1.1  | 0.9  | 1.7  | 2.2  | 4.1  | 1.8  | 1 231   | 2.2  | 1.2  | 2.5  | 4.8  | 52     | -    | 4.3  | 90.0  |
| Blackwell .....     | 3 400   | 0.1 | 0.5  | 0.3  | 0.9  | 0.4  | 0.5  | 0.9  | 3 089   | 2.2  | 1.2  | 0.4  | 6.5  | 311    | -    | -    | 15.4  |
| Bristow .....       | 2 061   | 0.2 | 2.3  | 1.1  | 1.8  | 1.0  | 1.1  | 1.9  | 1 839   | 4.9  | 1.3  | 1.7  | 4.0  | 222    | 1.8  | 4.2  | 11.2  |
| Broken Arrow .....  | 3 681   | 0.1 | 1.2  | 1.0  | 1.3  | 0.9  | 1.1  | 1.7  | 3 550   | 3.2  | 1.4  | 2.2  | 4.6  | 131    | 3.8  | 10.4 | 47.2  |
| Broken Bow .....    | 1 138   | 0.1 | 2.7  | 1.5  | 3.3  | 1.4  | 2.4  | 3.5  | 1 035   | 3.9  | 2.0  | 2.7  | 5.8  | 103    | 3.9  | -    | 57.8  |
| Chandler .....      | 1 085   | 0.1 | 1.4  | 0.9  | 2.3  | 0.6  | 0.6  | 1.0  | 970     | 2.0  | 1.9  | 2.8  | 5.3  | 115    | -    | 45.5 | 64.5  |
| Checotah .....      | 1 205   | 0.2 | 0.7  | 0.4  | 0.9  | 0.6  | 0.6  | 1.4  | 1 125   | 1.7  | 0.8  | 0.6  | 6.1  | 80     | -    | 16.7 | 12.0  |
| Chickasha .....     | 5 555   | 0.1 | 1.4  | 1.0  | 2.0  | 1.3  | 1.2  | 2.2  | 5 143   | 3.2  | 2.2  | 1.5  | 5.2  | 412    | 4.9  | 4.3  | 25.9  |
| Choctaw .....       | 1 394   | 0.1 | 2.1  | 1.3  | 2.4  | 1.8  | 1.3  | 3.1  | 1 356   | 3.1  | 1.4  | 3.0  | 5.0  | 38     | -    | -    | 50.0  |
| Cloamore .....      | 3 428   | 0.3 | 1.2  | 0.7  | 6.1  | 4.1  | 4.0  | 2.0  | 3 219   | 2.7  | 1.3  | 1.5  | 2.8  | 209    | -    | -    | 15.6  |
| Cleveland .....     | 1 117   | -   | 2.0  | 1.1  | 2.0  | 0.9  | 1.1  | 2.1  | 1 029   | 2.0  | 1.4  | 2.0  | 7.6  | 88     | 2.3  | 50.0 | 70.8  |
| Clinton .....       | 3 366   | 0.1 | 0.9  | 0.3  | 1.6  | 0.7  | 0.7  | 2.5  | 3 045   | 2.9  | 1.0  | 0.9  | 7.9  | 321    | 1.6  | 9.1  | 26.5  |
| Collinsville .....  | 1 105   | -   | 1.3  | 0.9  | 1.6  | 1.0  | 0.7  | 2.8  | 1 033   | 3.0  | 1.5  | 1.9  | 5.6  | 72     | 1.4  | 9.1  | 68.8  |
| Commerce .....      | 1 014   | -   | 1.1  | 0.5  | 6.6  | 5.6  | 0.8  | 1.0  | 945     | 1.7  | 1.2  | 1.1  | 9.1  | 69     | -    | -    | 48.4  |
| Cushing .....       | 3 268   | 0.2 | 2.4  | 1.7  | 3.6  | 2.2  | 1.7  | 2.5  | 2 993   | 3.8  | 2.6  | 2.5  | 10.5 | 275    | 1.1  | 32.8 | 60.7  |
| Del City .....      | 8 415   | 0.1 | 1.6  | 1.2  | 1.6  | 1.3  | 1.3  | 1.8  | 8 140   | 2.6  | 1.6  | 2.2  | 3.6  | 275    | 2.2  | 5.1  | 38.6  |
| Dewey .....         | 1 426   | -   | 1.0  | 0.6  | 1.2  | 1.0  | 0.4  | 0.7  | 1 321   | 3.2  | 1.5  | 1.4  | 1.8  | 105    | -    | -    | 50.0  |
| Drumright .....     | 1 289   | 0.2 | 1.3  | 1.3  | 1.8  | 1.1  | 1.1  | 1.2  | 1 147   | 4.1  | 1.9  | 2.1  | 8.2  | 142    | 4.9  | 8.3  | 53.8  |
| Duncan .....        | 7 851   | 0.1 | 0.5  | 0.3  | 1.0  | 0.3  | 0.3  | 0.9  | 7 143   | 2.2  | 1.0  | 0.5  | 4.9  | 708    | 0.4  | -    | 10.9  |
| Durant .....        | 4 423   | 0.3 | 1.1  | 0.6  | 1.3  | 0.9  | 1.0  | 2.0  | 4 135   | 2.0  | 1.4  | 1.1  | 5.5  | 288    | 3.5  | 10.0 | 28.7  |
| Edmond .....        | 5 456   | 0.5 | 1.8  | 1.3  | 2.1  | 1.9  | 1.2  | 2.9  | 5 131   | 5.3  | 1.8  | 1.5  | 5.3  | 325    | 4.6  | 6.7  | 13.4  |
| Elk City .....      | 3 090   | 0.1 | 1.4  | 0.9  | 2.0  | 1.2  | 1.1  | 1.8  | 2 703   | 4.0  | 2.3  | 1.5  | 4.9  | 387    | 1.0  | 5.6  | 28.1  |
| El Reno .....       | 5 044   | 0.1 | 0.8  | 0.5  | 1.6  | 0.7  | 0.8  | 1.3  | 4 684   | 3.0  | 1.3  | 0.7  | 4.5  | 360    | 1.7  | 6.3  | 33.3  |
| Enid .....          | 16 693  | 0.2 | 1.5  | 1.0  | 1.7  | 1.1  | 1.1  | 1.7  | 15 348  | 2.1  | 1.6  | 1.3  | 6.5  | 1 345  | 3.0  | 14.7 | 46.1  |
| Fairview .....      | 1 186   | -   | 1.2  | 0.7  | 1.4  | 0.9  | 0.9  | 5.0  | 1 054   | 3.1  | 1.5  | 1.3  | 6.6  | 132    | 2.3  | 27.3 | 13.2  |
| Fort Sill (U) ..... | 1 382   | 0.4 | 0.3  | 0.3  | 0.5  | 0.4  | 0.5  | 0.9  | 1 368   | 1.2  | 9.3  | -    | 13.5 | 14     | -    | -    | 84.6  |
| Frederick .....     | 2 433   | 0.1 | 1.8  | 1.3  | 1.9  | 1.5  | 1.6  | 2.6  | 2 139   | 3.5  | 2.3  | 1.7  | 9.5  | 294    | 1.0  | 2.3  | 31.8  |
| Guthrie .....       | 3 481   | 0.1 | 1.3  | 0.7  | 2.0  | 0.8  | 2.0  | 2.6  | 3 177   | 2.9  | 2.2  | 2.1  | 9.5  | 304    | 0.7  | 6.9  | 29.1  |
| Guyton .....        | 2 694   | -   | 0.9  | 0.7  | 1.0  | 0.8  | 0.8  | 3.6  | 2 458   | 2.6  | 1.5  | 1.2  | 3.9  | 236    | 9.3  | 10.7 | 14.9  |
| Heavener .....      | 1 030   | 1.1 | 12.9 | 10.1 | 10.8 | 10.0 | 10.4 | 11.7 | 961     | 12.4 | 11.0 | 11.1 | 9.5  | 69     | 7.2  | 25.0 | 45.5  |
| Henryetta .....     | 2 702   | -   | 1.6  | 1.0  | 1.9  | 1.0  | 1.4  | 2.7  | 2 455   | 3.7  | 2.1  | 1.9  | 6.1  | 247    | 0.4  | 7.1  | 21.7  |
| Hobart .....        | 1 927   | 0.1 | 1.1  | 0.8  | 1.9  | 0.8  | 0.8  | 1.7  | 1 751   | 2.7  | 1.7  | 1.6  | 6.8  | 176    | 1.7  | 3.3  | 15.6  |
| Holdenville .....   | 2 321   | 0.1 | 0.2  | -    | 0.7  | 0.2  | 0.1  | 0.8  | 2 093   | 1.9  | 0.8  | 0.8  | 1.1  | 228    | -    | -    | 1.6   |
| Hollis .....        | 1 299   | -   | 0.2  | 0.2  | 0.6  | 0.2  | 0.3  | 1.1  | 1 152   | 2.3  | 1.0  | 0.3  | 1.0  | 147    | 2.0  | -    | 1.6   |
| Hugo .....          | 2 619   | -   | 0.5  | 0.2  | 0.4  | 0.3  | 0.3  | 0.6  | 2 404   | 1.7  | 1.0  | 0.6  | 3.0  | 215    | -    | -    | 8.0   |
| Idabel .....        | 2 301   | -   | 1.7  | 1.0  | 1.3  | 0.9  | 1.0  | 1.9  | 2 100   | 2.1  | 1.7  | 1.2  | 5.2  | 201    | -    | 38.1 | 39.7  |
| Kingfisher .....    | 1 530   | 0.1 | 0.8  | 0.7  | 1.3  | 0.7  | 0.8  | 2.7  | 1 428   | 2.8  | 1.1  | 0.8  | 7.0  | 102    | 3.9  | 14.3 | 50.0  |
| Lawton .....        | 25 935  | 0.2 | 1.3  | 1.0  | 1.5  | 1.1  | 1.1  | 1.9  | 23 541  | 3.5  | 1.8  | 1.4  | 5.5  | 2 394  | 2.7  | 5.2  | 15.7  |
| Lindsay .....       | 1 363   | -   | 1.6  | 1.0  | 1.4  | 1.1  | 1.1  | 1.6  | 1 268   | 1.8  | 1.7  | 1.2  | 1.4  | 95     | -    | -    | 4.7   |
| McAlester .....     | 6 707   | 0.3 | 1.4  | 0.6  | 3.4  | 2.1  | 1.3  | 2.1  | 5 942   | 3.5  | 1.6  | 0.9  | 5.4  | 765    | 0.8  | 11.5 | 15.6  |
| Modil .....         | 1 242   | 0.2 | 1.0  | 0.8  | 2.3  | 2.1  | 0.9  | 1.4  | 1 136   | 2.3  | 1.8  | 1.6  | 6.3  | 106    | -    | 12.5 | 25.0  |
| Mangum .....        | 1 864   | -   | 0.4  | 0.4  | 1.2  | 0.3  | 0.2  | 1.0  | 1 701   | 2.2  | 0.9  | 0.9  | 4.8  | 163    | 0.6  | 2.9  | 32.7  |
| Marlow .....        | 1 764   | 0.1 | 0.9  | 0.6  | 1.0  | 0.7  | 0.9  | 1.4  | 1 596   | 2.8  | 1.4  | 0.8  | 9.2  | 168    | 0.6  | 7.1  | 60.6  |
| Miami .....         | 5 105   | 0.2 | 1.2  | 0.7  | 2.2  | 1.5  | 1.0  | 1.7  | 4 799   | 3.1  | 1.2  | 0.8  | 5.0  | 306    | 2.3  | 2.0  | 26.8  |
| Midwest City .....  | 15 712  | 0.1 | 1.1  | 0.9  | 1.3  | 0.9  | 1.1  | 1.7  | 14 794  | 2.9  | 1.6  | 1.6  | 2.7  | 918    | 1.5  | 4.7  | 14.9  |
| Moore .....         | 5 440   | 0.1 | 0.7  | 0.6  | 1.3  | 0.7  | 0.7  | 0.7  | 5 155   | 2.3  | 1.3  | 0.5  | 3.8  | 285    | 1.1  | -    | 33.3  |
| Muskogee .....      | 14 441  | 0.3 | 1.7  | 1.4  | 2.2  | 1.2  | 1.3  | 1.8  | 13 289  | 4.2  | 2.0  | 3.1  | 7.7  | 1 152  | 4.6  | 12.8 | 27.5  |
| Mustang .....       | 773     | -   | 1.6  | 2.5  | 2.2  | 1.6  | 1.2  | 2.3  | 711     | 3.0  | 2.3  | 2.4  | 3.4  | 62     | -    | 4.4  | 100.0 |
| New Cordell .....   | 1 435   | -   | 0.6  | 0.2  | 1.3  | 0.5  | 0.1  | 1.0  | 1 235   | 3.3  | 2.3  | 0.9  | 5.4  | 200    | 4.0  | 4.9  | 8.7   |
| Nichols Hills ..... | 1 653   | -   | 1.8  | 1.5  | 1.3  | 1.0  | 1.0  | 1.8  | 1 603   | 5.4  | 1.3  | 1.8  | 4.2  | 50     | -    | 20.0 | 83.3  |
| Nicombo Park .....  | 837     | -   | 1.3  | 1.1  | 1.8  | 0.8  | 1.1  | 1.9  | 819     | 1.6  | 1.1  | 3.0  | 3.0  | 18     | 11.1 | -    | 44.4  |
| Norman .....        | 16 780  | 0.4 | 1.6  | 1.2  | 1.7  | 1.3  | 1.3  | 2.4  | 15 755  | 3.2  | 2.1  | 1.5  | 5.3  | 1 025  | 2.0  | 0.5  | 15.7  |
| Nowata .....        | 1 586   | 0.1 | 0.9  | 0.2  | 0.8  | 0.3  | 0.2  | 2.0  | 1 444   | 2.2  | 1.3  | 0.9  | 12.0 | 142    | 2.8  | 12.5 | 46.3  |
| Okemah .....        | 1 286   | -   | 0.9  | 0.7  | 1.2  | 1.0  | 0.7  | 1.2  | 1 154   | 2.8  | 1.3  | 0.6  | 2.2  | 132    | 0.8  | -    | 3.6   |
| Oklahoma City ..... | 138 398 | 0.3 | 1.6  | 1.3  | 2.0  | 1.4  | 1.4  | 2.2  | 126 954 | 5.0  | 2.1  | 2.4  | 5.0  | 11 444 | 3.0  | 12.5 | 26.1  |
| Okmulgee .....      | 5 995   | 0.2 | 1.1  | 0.8  | 1.8  | 0.7  | 1.3  | 1.2  | 5 181   | 3.9  | 2.0  | 1.5  | 5.7  | 817    | 1.4  | 4.4  | 4.8   |
| Owasso .....        | 1 101   | 0.1 | 1.5  | 1.2  | 1.8  | 1.4  |      |      |         |      |      |      |      |        |      |      |       |



Table A-2. **Computer Allocation Rates for Nonresponse or Inconsistency for Areas and Places: 1970—**  
Continued

[The term "allocation" means that a characteristic was assigned in the absence of a machine-readable entry or changed to make consistent with other entries during the computer editing. For minimum base for derived figures (percent, median, etc.) and meaning of symbols, see text]

**Standard Metropolitan  
Statistical Areas  
Places of 2,500  
Inhabitants or More**

**PLACES OF 2,500 INHABITANTS  
OR MORE—Continued**

|                   | Year-round housing units |                     |                             |       |             |              |                   |                    | Occupied housing units |                     |        |                    | Year-round vacant housing units |                            |                |                                |                         |
|-------------------|--------------------------|---------------------|-----------------------------|-------|-------------|--------------|-------------------|--------------------|------------------------|---------------------|--------|--------------------|---------------------------------|----------------------------|----------------|--------------------------------|-------------------------|
|                   | Total                    | Percent allocations |                             |       |             |              |                   |                    | Total                  | Percent allocations |        |                    | Total                           | Percent allocations        |                |                                |                         |
|                   |                          | Access              | Complete kitchen facilities | Rooms | Piped water | Flush toilet | Bathtub or shower | Units in structure |                        | Telephone           | Tenure | Value <sup>1</sup> |                                 | Contract rent <sup>2</sup> | Vacancy status | Sales price asked <sup>1</sup> | Rent asked <sup>2</sup> |
| Tahlequah.....    | 3 044                    | 0.1                 | 0.9                         | 0.6   | 0.9         | 0.7          | 0.7               | 1.7                | 2 777                  | 3.9                 | 2.0    | 1.4                | 7.3                             | 267                        | 2.2            | 8.3                            | 13.7                    |
| Tecumseh.....     | 1 611                    | 0.1                 | 1.6                         | 1.3   | 2.2         | 1.2          | 1.2               | 2.5                | 1 521                  | 3.0                 | 2.0    | 1.9                | 3.9                             | 90                         | 2.2            | 7.1                            | 75.0                    |
| The Village.....  | 4 335                    | —                   | 1.1                         | 0.8   | 1.0         | 0.6          | 0.7               | 0.7                | 4 226                  | 3.1                 | 1.3    | 1.8                | 2.2                             | 109                        | 1.8            | 11.3                           | 81.3                    |
| Tishomingo.....   | 1 008                    | —                   | 2.5                         | 2.8   | 5.3         | 2.4          | 3.3               | 4.4                | 895                    | 7.0                 | 3.0    | 3.3                | 4.8                             | 113                        | 2.7            | 73.7                           | 38.3                    |
| Tonkawa.....      | 1 313                    | —                   | 0.8                         | 0.8   | 1.1         | 0.8          | 0.8               | 1.9                | 1 150                  | 2.4                 | 2.4    | 1.0                | 5.7                             | 163                        | —              | —                              | 10.3                    |
| Tulsa.....        | 121 845                  | 0.3                 | 1.2                         | 1.0   | 1.6         | 1.0          | 1.1               | 1.6                | 112 792                | 4.6                 | 1.7    | 2.0                | 3.8                             | 9 053                      | 1.6            | 9.4                            | 22.3                    |
| Valley Brook..... | 882                      | —                   | 4.5                         | 1.1   | 4.9         | 3.9          | 3.2               | 3.1                | 813                    | 2.7                 | 2.7    | 2.7                | 16.8                            | 69                         | —              | 18.9                           | 40.0                    |
| Vinita.....       | 2 378                    | 0.1                 | 1.3                         | 0.8   | 2.6         | 1.2          | 1.4               | 3.2                | 2 215                  | 3.7                 | 1.6    | 1.7                | 15.2                            | 163                        | 2.5            | 7.1                            | 51.4                    |
| Wagoner.....      | 1 954                    | 0.2                 | 1.4                         | 0.9   | 1.9         | 1.0          | 1.2               | 2.3                | 1 821                  | 3.7                 | 1.4    | 1.2                | 3.8                             | 133                        | 0.8            | —                              | 31.4                    |
| Walters.....      | 1 125                    | —                   | 1.8                         | 1.0   | 1.6         | 1.2          | 0.9               | 1.5                | 983                    | 2.7                 | 1.8    | 1.0                | 6.2                             | 142                        | 0.7            | 9.1                            | 21.7                    |
| Warr Acres.....   | 3 083                    | 0.1                 | 0.7                         | 0.9   | 1.4         | 0.9          | 0.7               | 1.3                | 2 968                  | 2.3                 | 1.2    | 2.1                | 1.0                             | 115                        | —              | 20.0                           | 16.7                    |
| Watonga.....      | 1 483                    | —                   | 1.1                         | 0.5   | 1.0         | 0.7          | 0.6               | 2.6                | 1 312                  | 4.0                 | 1.4    | 1.0                | 5.1                             | 171                        | —              | 6.3                            | 13.6                    |
| Weatherford.....  | 2 779                    | 0.5                 | 1.9                         | 1.5   | 2.4         | 1.9          | 1.6               | 4.1                | 2 500                  | 3.6                 | 2.4    | 4.0                | 8.1                             | 279                        | 2.5            | 16.7                           | 42.5                    |
| Wewoka.....       | 2 257                    | 0.3                 | 3.9                         | 2.7   | 4.5         | 2.7          | 3.1               | 3.5                | 2 023                  | 5.6                 | 3.8    | 3.9                | 11.6                            | 234                        | 3.8            | 20.8                           | 37.8                    |
| Woodward.....     | 3 383                    | 0.2                 | 1.4                         | 1.3   | 1.9         | 1.4          | 1.3               | 1.6                | 3 088                  | 2.1                 | 1.5    | 0.5                | 7.8                             | 295                        | 0.3            | 3.4                            | 25.4                    |
| Yukon.....        | 2 548                    | —                   | 0.5                         | 0.4   | 1.0         | 0.4          | 0.5               | 1.3                | 2 444                  | 1.4                 | 0.9    | 0.8                | 4.0                             | 104                        | —              | 5.3                            | 8.6                     |

<sup>1</sup>Limited to one-family homes on less than 10 acres and no business on property. <sup>2</sup>Excludes one-family homes on 10 acres or more and all "no cash rent" units. <sup>3</sup>Excludes one-family homes on 10 acres or more.

Table A-3. Computer Allocation Rates for Nonresponse or Inconsistency for Counties: 1970

[The term "allocation" means that a characteristic was assigned in the absence of a machine-readable entry or changed to make consistent with other entries during the computer editing. For minimum base for derived figures (percent, median, etc.) and meaning of symbols, see text]

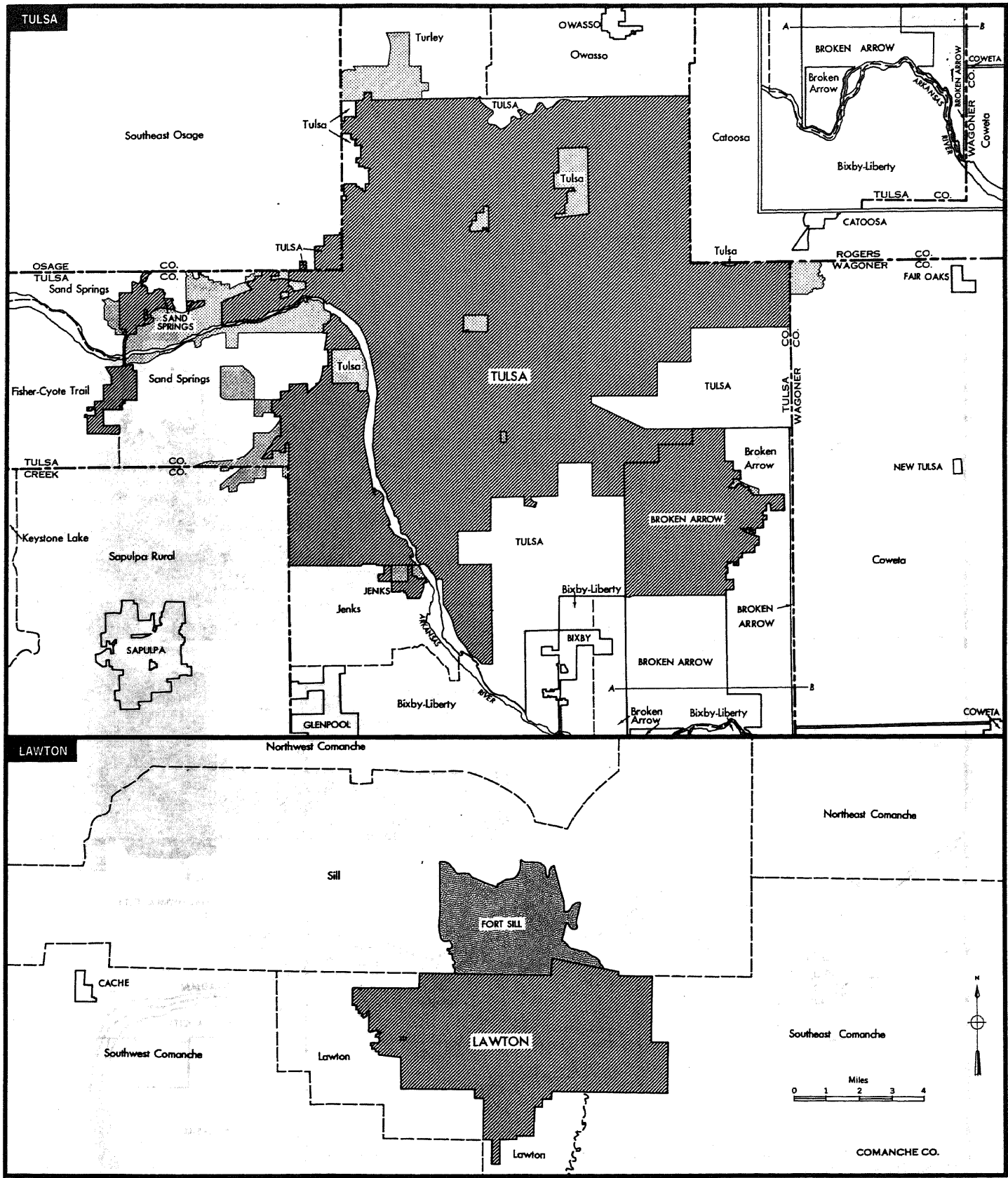
| Counties     | Year-round housing units |                     |             |              |                   |                    | Occupied housing units |                     |                    |                            | Year-round vacant housing units |                                       |
|--------------|--------------------------|---------------------|-------------|--------------|-------------------|--------------------|------------------------|---------------------|--------------------|----------------------------|---------------------------------|---------------------------------------|
|              | Total                    | Percent allocations |             |              |                   |                    | Total                  | Percent allocations |                    |                            | Total                           | Percent allocations in vacancy status |
|              |                          | Rooms               | Piped water | Flush toilet | Bathtub or shower | Units in structure |                        | Tenure              | Value <sup>1</sup> | Contract rent <sup>2</sup> |                                 |                                       |
| Adair        | 4 997                    | 2.2                 | 3.2         | 2.2          | 2.5               | 5.0                | 4 611                  | 3.2                 | 5.2                | 19.5                       | 386                             | 2.8                                   |
| Alfalfa      | 3 245                    | 1.1                 | 1.9         | 1.0          | 0.9               | 1.8                | 2 724                  | 2.8                 | 2.2                | 13.4                       | 521                             | 1.2                                   |
| Atoka        | 3 778                    | 2.0                 | 3.8         | 2.0          | 2.4               | 5.0                | 3 381                  | 3.0                 | 5.3                | 9.0                        | 397                             | 1.0                                   |
| Beaver       | 2 399                    | 0.9                 | 1.2         | 1.0          | 0.8               | 2.0                | 2 143                  | 1.9                 | 1.5                | 6.6                        | 256                             | 1.2                                   |
| Beckham      | 6 887                    | 0.7                 | 2.0         | 0.9          | 0.9               | 2.1                | 5 913                  | 2.1                 | 1.8                | 7.0                        | 974                             | 1.5                                   |
| Blaine       | 4 926                    | 0.6                 | 1.7         | 1.1          | 0.9               | 2.8                | 4 122                  | 2.2                 | 2.3                | 6.1                        | 804                             | 0.9                                   |
| Bryan        | 10 052                   | 0.8                 | 1.4         | 1.0          | 1.3               | 2.8                | 9 076                  | 1.8                 | 2.5                | 6.2                        | 976                             | 3.1                                   |
| Caddo        | 10 513                   | 0.8                 | 1.9         | 1.2          | 1.6               | 2.1                | 9 443                  | 1.8                 | 2.3                | 6.7                        | 1 070                           | 4.2                                   |
| Canadian     | 11 179                   | 1.7                 | 1.6         | 0.8          | 0.8               | 1.6                | 9 942                  | 1.7                 | 1.1                | 5.3                        | 1 237                           | 0.7                                   |
| Carter       | 14 291                   | 0.4                 | 2.3         | 1.5          | 1.5               | 3.6                | 12 966                 | 2.4                 | 2.3                | 8.1                        | 1 325                           | 1.9                                   |
| Cherokee     | 8 345                    | 1.1                 | 1.6         | 1.2          | 1.4               | 3.4                | 7 012                  | 2.3                 | 2.5                | 8.1                        | 1 333                           | 1.1                                   |
| Choctaw      | 5 949                    | 0.6                 | 0.9         | 0.7          | 0.8               | 1.4                | 5 265                  | 1.8                 | 2.2                | 4.3                        | 684                             | 0.7                                   |
| Cimarron     | 1 559                    | 0.8                 | 1.8         | 1.1          | 1.3               | 3.2                | 1 358                  | 2.7                 | 1.1                | 7.5                        | 201                             | 1.5                                   |
| Cleveland    | 25 858                   | 1.0                 | 1.6         | 1.1          | 1.1               | 2.0                | 24 246                 | 1.8                 | 1.3                | 5.3                        | 1 612                           | 1.6                                   |
| Coal         | 2 081                    | 1.1                 | 2.6         | 1.5          | 1.5               | 2.6                | 1 907                  | 1.7                 | 3.5                | 3.7                        | 174                             | 0.6                                   |
| Comanche     | 31 814                   | 1.0                 | 1.6         | 1.0          | 1.1               | 2.1                | 28 827                 | 2.2                 | 1.6                | 6.0                        | 2 987                           | 2.3                                   |
| Cotton       | 2 798                    | 1.3                 | 2.2         | 1.6          | 1.3               | 2.2                | 2 477                  | 2.3                 | 1.9                | 9.3                        | 323                             | 4.0                                   |
| Craig        | 5 249                    | 0.6                 | 2.5         | 1.4          | 1.2               | 2.9                | 4 731                  | 1.5                 | 2.2                | 14.4                       | 518                             | 1.4                                   |
| Creek        | 16 322                   | 0.9                 | 1.7         | 0.9          | 1.0               | 2.8                | 15 292                 | 1.4                 | 2.2                | 4.9                        | 1 030                           | 3.3                                   |
| Custer       | 8 575                    | 0.9                 | 2.1         | 1.3          | 1.2               | 3.2                | 7 688                  | 1.7                 | 2.1                | 9.0                        | 887                             | 2.1                                   |
| Delaware     | 8 254                    | 0.9                 | 2.0         | 1.3          | 1.1               | 2.5                | 5 986                  | 3.7                 | 3.9                | 9.5                        | 2 268                           | 0.4                                   |
| Dewey        | 2 328                    | 1.7                 | 2.3         | 1.6          | 1.2               | 3.7                | 2 067                  | 2.0                 | 4.6                | 10.5                       | 261                             | 0.8                                   |
| Ellis        | 2 195                    | 0.5                 | 1.5         | 0.8          | 0.7               | 2.1                | 1 918                  | 1.9                 | 1.1                | 9.9                        | 277                             | 0.4                                   |
| Garfield     | 20 746                   | 1.0                 | 1.8         | 1.1          | 1.1               | 1.8                | 19 062                 | 1.7                 | 1.5                | 6.9                        | 1 684                           | 4.5                                   |
| Garvin       | 9 478                    | 0.9                 | 2.5         | 1.5          | 1.3               | 2.3                | 8 557                  | 2.0                 | 2.4                | 9.8                        | 921                             | 2.1                                   |
| Grady        | 11 056                   | 1.1                 | 2.1         | 1.4          | 1.4               | 2.8                | 10 206                 | 2.2                 | 2.4                | 5.7                        | 850                             | 4.2                                   |
| Grant        | 3 122                    | 1.2                 | 2.0         | 1.2          | 1.1               | 2.0                | 2 703                  | 2.3                 | 2.7                | 9.6                        | 419                             | 0.2                                   |
| Greer        | 3 270                    | 0.3                 | 0.9         | 0.3          | 0.3               | 0.9                | 2 915                  | 1.2                 | 1.4                | 6.2                        | 355                             | 0.3                                   |
| Harmon       | 2 041                    | 0.2                 | 0.9         | 0.3          | 0.3               | 1.5                | 1 791                  | 1.6                 | 0.2                | 2.0                        | 250                             | 1.6                                   |
| Harper       | 2 046                    | 0.6                 | 1.5         | 1.0          | 0.8               | 2.9                | 1 768                  | 2.5                 | 2.1                | 5.7                        | 278                             | 0.4                                   |
| Haskell      | 3 536                    | 0.6                 | 2.0         | 1.3          | 1.3               | 8.3                | 3 231                  | 1.6                 | 3.0                | 5.5                        | 305                             | 1.0                                   |
| Hughes       | 5 436                    | 0.2                 | 1.0         | 0.5          | 0.4               | 1.7                | 4 868                  | 1.3                 | 1.1                | 4.2                        | 568                             | -                                     |
| Jackson      | 10 333                   | 1.3                 | 2.4         | 1.6          | 1.8               | 3.4                | 9 546                  | 2.6                 | 1.7                | 9.3                        | 787                             | 2.4                                   |
| Jefferson    | 3 115                    | 1.4                 | 2.1         | 1.3          | 2.4               | 2.9                | 2 681                  | 3.1                 | 3.1                | 6.7                        | 434                             | 3.0                                   |
| Johnston     | 3 036                    | 2.1                 | 3.9         | 2.0          | 2.4               | 3.6                | 2 692                  | 3.2                 | 3.1                | 8.5                        | 344                             | 2.9                                   |
| Key          | 19 067                   | 0.6                 | 1.3         | 0.7          | 0.7               | 1.3                | 17 111                 | 1.5                 | 1.0                | 6.3                        | 1 956                           | 0.7                                   |
| Kingfisher   | 4 600                    | 0.8                 | 1.7         | 1.0          | 1.7               | 3.0                | 4 246                  | 1.5                 | 1.3                | 8.4                        | 354                             | 1.4                                   |
| Kiowa        | 5 198                    | 0.7                 | 1.7         | 0.7          | 0.8               | 1.7                | 4 656                  | 1.7                 | 2.4                | 6.9                        | 542                             | 2.0                                   |
| Latimer      | 3 029                    | 0.9                 | 1.6         | 0.9          | 0.7               | 2.0                | 2 665                  | 2.0                 | 1.4                | 4.3                        | 364                             | 0.5                                   |
| Le Flore     | 11 564                   | 1.5                 | 2.6         | 1.6          | 2.0               | 3.7                | 10 681                 | 2.4                 | 3.7                | 8.6                        | 883                             | 3.9                                   |
| Lincoln      | 7 711                    | 0.8                 | 2.0         | 1.0          | 1.0               | 2.4                | 6 809                  | 2.3                 | 3.4                | 12.9                       | 902                             | 3.7                                   |
| Logan        | 7 202                    | 1.0                 | 2.1         | 1.2          | 2.0               | 3.3                | 6 474                  | 2.3                 | 2.4                | 9.5                        | 728                             | 1.4                                   |
| Love         | 2 125                    | 1.5                 | 3.0         | 1.6          | 1.9               | 3.0                | 1 958                  | 2.5                 | 5.2                | 15.1                       | 167                             | -                                     |
| McClain      | 5 205                    | 0.9                 | 1.8         | 1.2          | 1.2               | 2.2                | 4 687                  | 2.0                 | 2.1                | 8.1                        | 518                             | 1.7                                   |
| McCurain     | 10 036                   | 1.2                 | 2.0         | 1.4          | 1.5               | 2.7                | 9 060                  | 2.1                 | 3.4                | 6.7                        | 976                             | 1.5                                   |
| McIntosh     | 5 027                    | 1.0                 | 2.0         | 1.4          | 1.5               | 2.5                | 4 209                  | 2.1                 | 4.3                | 8.2                        | 818                             | 3.9                                   |
| Majors       | 3 034                    | 0.5                 | 1.3         | 0.8          | 0.7               | 3.4                | 2 655                  | 1.8                 | 1.5                | 7.7                        | 379                             | 5.0                                   |
| Marshall     | 3 675                    | 0.6                 | 1.5         | 1.3          | 0.5               | 1.5                | 2 841                  | 3.2                 | 2.0                | 6.3                        | 834                             | -                                     |
| Mays         | 8 807                    | 1.0                 | 1.8         | 0.9          | 1.0               | 2.7                | 7 847                  | 1.8                 | 2.2                | 7.3                        | 960                             | 1.5                                   |
| Murray       | 4 266                    | 0.8                 | 1.8         | 0.8          | 1.4               | 2.4                | 3 766                  | 2.2                 | 1.6                | 7.9                        | 500                             | 3.0                                   |
| Muskogee     | 21 957                   | 1.2                 | 1.9         | 1.1          | 1.2               | 2.4                | 20 196                 | 1.8                 | 2.9                | 8.1                        | 1 761                           | 4.1                                   |
| Noble        | 3 948                    | 1.0                 | 2.1         | 1.2          | 1.1               | 2.0                | 3 489                  | 2.4                 | 2.1                | 6.0                        | 459                             | 1.5                                   |
| Nowata       | 3 935                    | 0.3                 | 1.5         | 0.6          | 0.4               | 2.3                | 3 531                  | 1.4                 | 1.2                | 11.0                       | 404                             | 1.5                                   |
| Okfuskee     | 4 146                    | 0.7                 | 2.4         | 1.1          | 1.2               | 1.6                | 3 607                  | 1.7                 | 2.2                | 5.4                        | 539                             | 0.9                                   |
| Oklahoma     | 189 831                  | 1.2                 | 1.8         | 1.3          | 1.3               | 2.1                | 175 914                | 2.0                 | 2.2                | 4.6                        | 13 917                          | 2.9                                   |
| Okmulgee     | 13 546                   | 1.0                 | 2.8         | 1.5          | 1.4               | 2.2                | 12 007                 | 2.3                 | 2.1                | 6.1                        | 1 539                           | 1.4                                   |
| Osage        | 11 516                   | 1.0                 | 2.6         | 1.7          | 1.5               | 2.3                | 10 328                 | 2.0                 | 2.5                | 5.7                        | 1 188                           | 3.2                                   |
| Ottawa       | 11 330                   | 0.8                 | 3.7         | 2.9          | 1.2               | 2.3                | 10 291                 | 1.7                 | 1.7                | 6.3                        | 1 039                           | 1.2                                   |
| Pawnee       | 4 766                    | 1.3                 | 2.2         | 1.0          | 0.9               | 2.5                | 4 134                  | 1.7                 | 7.4                | 8.4                        | 632                             | 3.5                                   |
| Payne        | 17 504                   | 1.2                 | 2.4         | 2.0          | 1.7               | 4.0                | 16 256                 | 1.9                 | 2.0                | 5.6                        | 1 248                           | 2.6                                   |
| Pittsburg    | 14 261                   | 1.1                 | 4.8         | 3.3          | 2.4               | 2.9                | 12 281                 | 1.9                 | 1.6                | 6.2                        | 1 980                           | 1.2                                   |
| Pontotoc     | 10 711                   | 0.8                 | 2.0         | 1.2          | 0.9               | 1.8                | 9 822                  | 1.7                 | 1.7                | 8.3                        | 889                             | 1.0                                   |
| Pottawatomie | 15 817                   | 1.2                 | 2.1         | 1.4          | 1.3               | 3.5                | 14 599                 | 1.8                 | 2.0                | 9.9                        | 1 218                           | 4.4                                   |
| Pushmataha   | 3 752                    | 0.6                 | 3.3         | 2.7          | 1.0               | 1.8                | 3 201                  | 1.3                 | 2.5                | 8.0                        | 551                             | 2.9                                   |
| Roger Mills  | 1 948                    | 0.7                 | 2.0         | 0.8          | 1.0               | 2.6                | 1 571                  | 2.5                 | 4.4                | 14.2                       | 377                             | 1.6                                   |
| Rogers       | 9 968                    | 1.3                 | 4.3         | 3.0          | 2.6               | 2.9                | 9 248                  | 1.9                 | 1.9                | 5.0                        | 720                             | 2.8                                   |
| Seminole     | 9 889                    | 2.2                 | 3.7         | 2.7          | 3.3               | 3.8                | 8 741                  | 3.4                 | 3.6                | 8.7                        | 1 148                           | 4.6                                   |
| Sequoyah     | 7 849                    | 1.4                 | 2.4         | 1.6          | 1.4               | 3.5                | 7 164                  | 2.4                 | 3.8                | 9.3                        | 685                             | 4.1                                   |
| Stephens     | 14 116                   | 0.4                 | 1.3         | 0.5          | 0.6               | 1.4                | 12 752                 | 1.3                 | 1.1                | 6.6                        | 1 364                           | 0.5                                   |
| Texas        | 5 801                    | 1.0                 | 2.1         | 1.7          | 1.4               | 3.9                | 5 238                  | 1.9                 | 1.6                | 5.4                        | 563                             | 4.3                                   |
| Tillman      | 5 193                    | 0.9                 | 1.6         | 1.2          | 1.1               | 2.2                | 4 470                  | 2.3                 | 1.5                | 10.2                       | 723                             | 0.8                                   |
| Tulsa        | 143 757                  | 1.0                 | 1.6         | 1.0          | 1.1               | 1.7                | 133 856                | 1.7                 | 2.1                | 3.9                        | 9 901                           | 1.7                                   |
| Wagoner      | 8 265                    | 0.7                 | 1.6         | 0.9          | 0.9               | 3.1                | 7 160                  | 1.7                 | 1.7                | 7.4                        | 1 105                           | 1.5                                   |
| Washington   | 16 180                   | 0.9                 | 4.2         | 3.3          | 1.4               | 1.7                | 14 550                 | 1.9                 | 1.3                | 4.9                        | 1 630                           | 0.9                                   |
| Washita      | 5 804                    | 0.2                 | 1.3         | 0.7          | 0.3               | 0.9                | 4 274                  | 2.8                 | 1.0                | 6.9                        | 1 530                           | 0.8                                   |
| Woods        | 4 739                    | 0.3                 | 1.7         | 0.6          | 0.7               | 2.0                | 4 165                  | 1.8                 | 1.9                | 5.1                        | 574                             | 1.0                                   |
| Woodward     | 5 756                    | 1.1                 | 1.7         | 1.2          | 1.1               | 2.2                | 5 178                  | 1.6                 | 0.8                | 7.2                        | 578                             | 0.3                                   |

<sup>1</sup>Limited to one-family homes on less than 10 acres and no business on property.

<sup>2</sup>Excludes one-family homes on 10 acres or more and all "no cash rent" units.

# OKLAHOMA

Urbanized Areas (For the map of Ft. Smith, Ark.-Okla. Urbanized Area, see HC(1)-A report for Arkansas.)



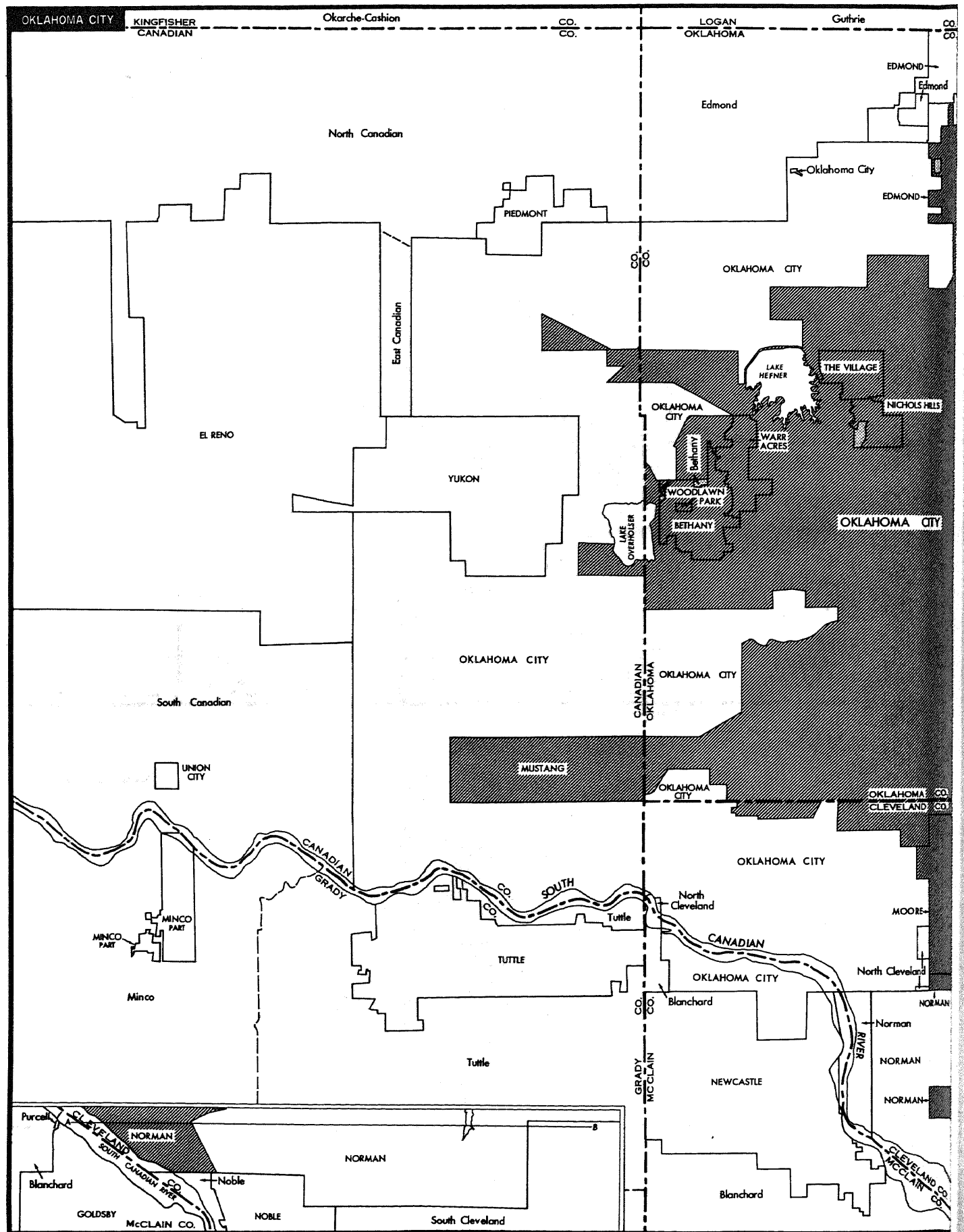
| COMPONENTS OF URBANIZED AREA |                       | BOUNDARY SYMBOLS |                        |
|------------------------------|-----------------------|------------------|------------------------|
|                              | Incorporated Places   |                  | County                 |
|                              | Unincorporated Places |                  | Census County Division |
|                              | Unincorporated Area   |                  | Incorporated Place     |

Metropolitan Map Series showing boundaries in detail are available at cost on request to the Bureau of the Census.

Note: Broken Arrow, Edmond, Jones, Moore, Norman, Oklahoma City, and Tulsa are "extended cities;" see text.

# OKLAHOMA

## Urbanized Areas



# OKLAHOMA

## Urbanized Areas

