


A UNITED STATES
DEPARTMENT OF
COMMERCE
PUBLICATION



Block Statistics

SELECTED AREAS IN HAWAII

HC(3)-63



U.S. DEPARTMENT
OF COMMERCE
BUREAU OF
THE CENSUS

U.S. DEPARTMENT OF COMMERCE

Maurice H. Stans, Secretary
James T. Lynn, Under Secretary
Harold C. Passer, Assistant Secretary for Economic Affairs

BUREAU OF THE CENSUS

George Hay Brown, Director
Conrad Taeuber, Associate Director
David L. Kaplan, 1970 Census Coordinator

HOUSING DIVISION

Arthur F. Young, Chief

ACKNOWLEDGMENTS— Many persons participated in the various activities of the 1970 census. Primary direction of the program was performed by **Conrad Taeuber**, Associate Director for Demographic Fields, assisted by **David L. Kaplan**, 1970 Census Coordinator, and in conjunction with **Joseph F. Daly**, Associate Director for Research and Development, **William I. Merkin**, Associate Director for Administration, **John W. H. Spencer**, Associate Director for Data Systems, and **Edwin D. Goldfield**, Assistant Director for Program Development.

This report was planned and written in the Housing Division under the supervision of **Arthur F. Young**, Chief, by **Aaron Josowitz**, Assistant Chief, **Nathan Krevor**, Chief, Coordination and Research Branch, and **Paul F. Coe**.

The Statistical Methods Division was largely responsible for developing new procedures to obtain a more accurate count of housing units. This work was supervised by **Joseph Waksberg**, Division Chief, **Morton Bolsen** and **Walter M. Perkins**, Assistant Division Chiefs, and **Barnett Denton** and **Charles D. Jones**.

Geographic plans and procedures were developed in the Geography Division under the supervision of **William T. Fay**, Chief, and **Robert C. Klove** and **Gerald J. Post**, Assistant Division Chiefs, with the assistance of **Robert E. Durland**, **Margery H. Elliot**, and **Jacob Silver**.

Data collection activities were administered by the Field Division, **Paul R. Squires**, Chief, and **Richard C. Burt** and **Dean H. Weber**, Assistant Division Chiefs, with the assistance of **John Kuntz** and **Stanley Matchett**, as well as the directors of the Bureau's regional offices.

Systems and processing procedures were developed in the Systems Division, **Sol Dolleck**, Chief, under the direction of **Morris Gorinson**, Assistant Division Chief. **Florence Wright** assisted by **Orville M. Slye**, was responsible for the clerical procedures and **Roger O. Lepage**, assisted by **John Murphy, Jr.**, **C. Eden Moody**, and **Judith E. Jones**, was responsible for the computer programming.

The manual processing and microfilming of the questionnaires were performed in the Jeffersonville Census Operations Division, under the supervision of **Joseph F. Arbena**, Chief, and **Robert L. Hagan**, Population and Housing Census Operations Manager, assisted by **Charles L. Adams** and **John C. Campbell**. **William L. Pangburn** supervised the microfilming operation.

FOSDIC and computer processing were performed in the Processing Division under the supervision of **M. Douglas Fahey**, Chief, and **E. Richard Bourdon** and **James W. Shores**, Assistant Division Chiefs. Development of the automatic microfilming equipment was directed by **Anthony A. Berlinsky**.

Publications planning, editing, and printing were performed in the Administrative and Publications Services Division, **Cecil B. Matthews**, Chief, under the direction of **Raymond J. Koski**, **John F. Lanham, Jr.**, and **Gerald A. Mann**.

Robert B. Volght, Special Assistant in the Office of the Director, and **Sherry L. Courtland** made many important contributions to the planning and coordination of the 1970 census program.

SUGGESTED CITATION

U.S. Bureau of the Census
Census of Housing: 1970
BLOCK STATISTICS
Final Report HC(3)-63 Selected Areas in
Hawaii

U.S. Government Printing Office
Washington, D.C., 1971

For sale by the
Superintendent of Documents
U.S. Government Printing Office
Washington, D.C. 20402, or any
Department of Commerce Field Office.

Price \$4.75

1970 CENSUS OF HOUSING

Block Statistics

SELECTED AREAS IN HAWAII

CONTENTS

	Page
List of HC(3) Block Statistics Reports	II
Introduction	IV
Facsimiles of Questionnaire Page and Respondent Instructions	X

TABLE

Characteristics of Housing Units and Population,
by Blocks: 1970

AREAS

Hilo	1
Honolulu County	4
Maui County	
Lahaina	11
Wailuku	12

Maps identifying the blocks covered herein are included
in this report.

LIST OF HC (3) BLOCK STATISTICS REPORTS

The specific names listed below each State refer to urbanized areas; "Selected Areas" refer to other areas of the State which have contracted with the Census Bureau to provide block statistics.

Report number	Area	Report number	Area	Report number	Area	Report number	Area
ALABAMA		36	Hartford	69	Decatur	MARYLAND	
1	Birmingham	37	Meriden	70	Joliet	106	Baltimore
2	Gadsden	38	New Britain	71	Peoria	107	Selected Areas
3	Huntsville	39	New Haven	72	Rockford		
4	Mobile	40	Norwalk	73	Springfield		
5	Montgomery	41	Stamford	74	Selected Areas		
6	Tuscaloosa	42	Waterbury				
7	Selected Areas	DELAWARE		INDIANA			
ALASKA		43	Wilmington	75	Anderson	108	Boston
8	Selected Areas	DISTRICT OF COLUMBIA		76	Evansville	109	Brockton
ARIZONA		44	Washington	77	Fort Wayne	110	Fall River
9	Phoenix			78	Indianapolis	111	Fitchburg-Leominster
10	Tucson			79	Lafayette-West Lafayette	112	Lawrence-Haverhill
11	Selected Areas			80	Muncie	113	Lowell
ARKANSAS				81	South Bend	114	New Bedford
12	Fort Smith	FLORIDA		82	Terre Haute	115	Pittsfield
13	Little Rock-North Little Rock	45	Fort Lauderdale-Hollywood	83	Selected Areas	116	Springfield-Chicopee-Holyoke
14	Pine Bluff	46	Jacksonville	IOWA			
15	Selected Areas	47	Miami	84	Cedar Rapids	MICHIGAN	
CALIFORNIA		48	Orlando	85	Davenport-Rock Island-Moline	118	Ann Arbor
16	Bakersfield	49	Pensacola	86	Des Moines	119	Bay City
17	Fresno	50	St. Petersburg	87	Dubuque	120	Detroit
18	Los Angeles-Long Beach	51	Tallahassee	88	Sioux City	121	Flint
19	Oxnard-Ventura-Thousand Oaks	52	Tampa	89	Waterloo	122	Grand Rapids
20	Sacramento	53	West Palm Beach	90	Selected Areas	123	Jackson
21	Salinas	54	Selected Areas	KANSAS			
22	San Bernardino-Riverside	GEORGIA		91	Topeka	124	Kalamazoo
23	San Diego	55	Albany	92	Wichita	125	Lansing
24	San Francisco-Oakland	56	Atlanta	93	Selected Areas	126	Muskegon-Muskegon Heights
25	San Jose	57	Augusta	KENTUCKY			
26	Santa Barbara	58	Columbus	94	Lexington	127	Saginaw
27	Simi Valley	59	Macon	95	Louisville	128	Selected Areas
28	Stockton	60	Savannah	LOUISIANA			
29	Selected Areas	61	Selected Areas	96	Selected Areas	MINNESOTA	
COLORADO		HAWAII		MISSISSIPPI			
30	Colorado Springs	62	Honolulu	97	Baton Rouge	132	Biloxi-Gulfport
31	Denver	63	Selected Areas	98	Lafayette	133	Jackson
32	Pueblo	IDAHO		99	Lake Charles	134	Selected Areas
33	Selected Areas	64	Boise City	100	Monroe	MISSOURI	
CONNECTICUT		ILLINOIS		101	New Orleans		
34	Bridgeport	65	Aurora-Elgin	102	Shreveport		
35	Bristol	66	Bloomington-Normal	MAINE			
		67	Champaign-Urbana	103	Lewiston-Auburn	135	Kansas City
		68	Chicago-Northwestern Indiana	104	Portland	136	St. Joseph
				105	Selected Areas	137	St. Louis
						138	Springfield
						139	Selected Areas

Report number	Area	Report number	Area	Report number	Area	Report number	Area
	MONTANA	167	Fayetteville	208	Wilkes-Barre	247	Waco
140	Billings	168	Greensboro	209	York	248	Wichita Falls
141	Great Falls	169	High Point	210	Selected Areas	249	Selected Areas
142	Selected Areas	170	Raleigh				
	NEBRASKA	171	Wilmington		RHODE ISLAND		UTAH
		172	Winston-Salem	211	Providence-Pawtucket- Warwick	250	Ogden
		173	Selected Areas			251	Provo-Orem
			NORTH DAKOTA			252	Salt Lake City
143	Lincoln	174	Fargo-Moorhead		SOUTH CAROLINA		
144	Omaha			212	Charleston		VERMONT
145	Selected Areas			213	Columbia	253	Selected Areas
	NEVADA		OHIO	214	Greenville		
146	Las Vegas	175	Akron	215	Selected Areas		VIRGINIA
147	Reno	176	Canton				
		177	Cincinnati		SOUTH DAKOTA	254	Lynchburg
		178	Cleveland	216	Sioux Falls	255	Newport News-Hampton
	NEW HAMPSHIRE	179	Columbus	217	Selected Areas	256	Norfolk-Portsmouth
148	Manchester	180	Dayton			257	Richmond
149	Selected Areas	181	Hamilton		TENNESSEE	258	Roanoke
		182	Lima	218	Chattanooga	259	Selected Areas
		183	Lorain-Elyria	219	Knoxville		WASHINGTON
		184	Mansfield	220	Memphis	260	Seattle-Everett
		185	Springfield	221	Nashville-Davidson	261	Spokane
150	Atlantic City	186	Steubenville-Weirton	222	Selected Areas	262	Tacoma
151	Trenton	187	Toledo			263	Selected Areas
152	Vineland-Millville	188	Youngstown-Warren		TEXAS		WEST VIRGINIA
153	Selected Areas	189	Selected Areas	223	Abilene	264	Charleston
				224	Amarillo	265	Huntington-Ashland
			OKLAHOMA	225	Austin	266	Wheeling
154	Albuquerque	190	Lawton	226	Beaumont	267	Selected Areas
155	Selected Areas	191	Oklahoma City	227	Brownsville		
		192	Tulsa	228	Corpus Christi		WISCONSIN
		193	Selected Areas	229	Dallas	268	Green Bay
				230	El Paso	269	Kenosha
			OREGON	231	Fort Worth	270	Madison
156	Albany-Schenectady-Troy	194	Eugene	232	Galveston	271	Milwaukee
157	Binghamton	195	Portland	233	Harlingen-San Benito	272	Racine
158	Buffalo	196	Salem	234	Houston	273	Selected Areas
159	New York-Northeastern New Jersey	197	Selected Areas	235	Laredo		
	Part 1 - New York City			236	Lubbock		WYOMING
	Part 2 - New York Portion Outside New York City			237	McAllen-Pharr-Edinburg	274	Selected Areas
	Part 3 - Northeastern New Jersey		PENNSYLVANIA	238	Midland		
160	Rochester	198	Allentown-Bethlehem-Easton	239	Odessa		PUERTO RICO
161	Syracuse	199	Altoona	240	Port Arthur	275	Mayagüez
162	Utica-Rome	200	Erie	241	San Angelo	276	Ponce
163	Selected Areas	201	Harrisburg	242	San Antonio	277	San Juan
		202	Johnstown	243	Sherman-Denison	278	Selected Areas
		203	Lancaster	244	Texarkana		
		204	Philadelphia	245	Texas City-La Marque		
164	Asheville	205	Pittsburgh	246	Tyler		
165	Charlotte	206	Reading				
166	Durham	207	Scranton				

INTRODUCTION

GENERAL	IV
Urbanized areas	IV
Maps and block identification	IV
Content of the tables	V
Symbols	V
Data collection procedures	V
Processing procedures	VI
DEFINITIONS AND EXPLANATIONS OF SUBJECT CHARACTERISTICS	VI
Self-enumeration and census questionnaire	VI
Comparability with 1960 data	VI
Total population	VII
Housing units and group quarters	VII
Year-round housing units	VII
Occupied housing units	VII
Race	VII
Tenure	VIII
Plumbing facilities	VIII
Units in structure	VIII
Persons per room	VIII
Average number of rooms	VIII
Average value	VIII
Average contract rent	VIII
One-person households	VIII
With female head of family	VIII
With roomers, boarders, or lodgers	IX
ACCURACY OF THE DATA	IX
Editing	IX
Block number check	IX
FACSIMILES	X
Questionnaire page showing 100-percent housing questions	X
Respondent instructions for the 100-percent housing questions	XI

GENERAL

This report presents statistics from the 1970 census, by blocks, on general characteristics of housing units and population. Legal provision for this census, conducted as of April 1, 1970, was made in the Act of Congress of August 31, 1954 (amended

August 1957), which codified Title 13, United States Code.

This report series contains 278 reports (as listed on page II). Most of the reports (236) relate to a specific urbanized area, as well as to some nearby contiguous territory included for reasons explained below in the section on "Urbanized areas." The remaining reports (42) relate to other types of areas (e.g., smaller cities, counties, etc.) where local authorities contracted with the Census Bureau to collect, process, and publish the data on a block basis. In 1960, a similar contractual technique was utilized but the basic block statistics program was limited generally to cities of 50,000 inhabitants or more (i.e., the built-up fringes around the cities were not covered).

A major portion of the information compiled from the 1970 Census of Housing will appear in Volume I, **Housing Characteristics for States, Cities, and Counties**. For a description of Volume I, as well as other elements of the data dissemination program of the 1970 Population and Housing Census, see the "Publication and Computer Summary Tape Program" statement at the end of this report.

Urbanized areas.—An urbanized area consists of a central city, or cities, and surrounding closely settled territory. The central city must have reported a population of 50,000 or more in 1960, in a special census conducted by the Census Bureau since 1960, or in the 1970 census. Under certain circumstances, "twin cities" with a combined population of 50,000 or more form the basis of an urbanized area. More detailed information on the criteria used to designate urbanized areas and determine their boundaries appears in the 1970 Census of Housing HC(1)-A reports and the 1970 Census of Population PC(1)-A reports.

As suggested by the rules above, the urbanized areas ultimately used in the tabulations of the 1970 census could not be completely recognized or defined until the final population counts were available. Since the precise delineation and numbering of blocks is quite costly and is therefore done only for areas where block statistics will be prepared, a preliminary determination of each urbanized area was made prior to the actual enumeration. The preliminary boundaries were purposely drawn somewhat beyond the anticipated final boundaries because the information on density of settlement was not yet available. Thus, for virtually all urbanized areas, there is some immediately adjacent territory for which the information was collected on a block basis. Because the extra cost of tabulating and publishing the block data for this type of territory is comparatively minor, data for blocks outside urbanized areas appear in the reports for those areas. On the other hand, block data are generally not provided for urbanized areas which are recognized for the first time in 1970.

Maps and block identification.—The maps included with these reports identify the location and number of each block and the boundary and number of each census tract or block numbering area.

A block is usually a well-defined rectangular piece of land bounded by streets or roads. However, it may be irregular in shape or bounded by railroad tracks, streams, or other features. The block is the specific numbered area as shown on the map.

Census tracts are small areas into which large cities and metropolitan areas are divided for statistical purposes. Tract boundaries are established cooperatively by a local committee and the Bureau of the Census and are generally designed to achieve

some uniformity of population characteristics, economic status, and living conditions. Initially, the average tract had about 4,000 residents. Tract boundaries are established with the intention of being maintained over a long time so that comparisons may be made from census to census.

In untraced places, block numbering areas are used. They are established by arbitrarily dividing the city along major streets, railroads, or other physical boundaries to facilitate numbering the blocks in groups of fewer than 1,000. The boundaries of block numbering areas have no statistical significance but are merely for convenience in mapping and tabulating.

In numbering the blocks, a separate series is used for each census tract or block numbering area. Thus, the location of each block for which data are presented is determined by referring both to the block number and the census tract or block numbering area. In some cases, a city or other political boundary divides a block. The data shown are for the block represented by the land area as bounded and numbered on the block map.

The block number was assigned to each block on a map suitable for block numbering, prior to the enumeration. In some instances, the map was several years old and did not recognize construction of new streets or disappearance of others. Insofar as possible, the map was corrected for changes that were discovered prior to enumeration. In other cases, it was not feasible to make corrections. Hence the map does not always reflect the blocks as they existed on the ground at the time of the enumeration. For example, a block as shown on the map may have been divided into two blocks. The housing units in the newly subdivided blocks would be assigned the one block number shown on the map even

though two blocks existed at the time of enumeration. On the other hand, two blocks as shown on the map may have been merged into one. In the enumeration, the intent was to identify which housing units were physically located in each of the two former blocks and assign the respective block number to each portion, even though only one block existed at the time of enumeration.

Content of the tables.—In the urbanized area block publication program, table 1 summarizes the statistics for each place of 2,500 inhabitants or more and table 2 contains the statistics for the individual blocks summarized to the tract or block numbering area. In the contract block program, one table provides statistics for individual blocks as well as summaries for each tract or block numbering area and each place or area.

In some instances, the blocked area excludes a part of a tract or excludes the rural portion of an extended city (a city having one or more large portions, usually at the boundary of the city, with relatively low population density). Therefore, the tract and place totals cover only the blocks included in this report.

Block identification, total population, and total year-round housing units are shown for every block containing living quarters. For some blocks, the table shows total population but no housing units because all the people live in group quarters. For other blocks, the table shows housing units but no population because all the units are vacant. Blocks (or tracts) with no year-round housing units and no population are shown on the map but do not appear in the tables.

Symbols.—Percents which round to less than 0.1 are not shown but indicated as zero. A dash “—” repre-

sents zero. Three dots “...” indicate that the data are being withheld to avoid disclosure of information for individual housing units, or that the base for an average, percentage, or ratio is too small for it to be shown. The symbol “#” next to a block number indicates that contract rent was allocated for 20 percent or more of the renter-occupied units. The dagger symbol (†) identifies blocks for which tabulations are not available because of processing errors. If there are any such blocks in the area covered by this report, population and housing unit counts for these blocks are presented on page XII; the summary figures for places and tracts (or block numbering areas) include data for these blocks; i.e., the totals contain the above-mentioned counts as well as imputed data for the various characteristics.

Data collection procedures.—The 1970 census was conducted primarily through self-enumeration. In 1960, self-enumeration was first introduced on a nationwide scale as a substitute for the traditional census direct interview.

A census questionnaire was delivered by postal carriers to every household several days before Census Day, April 1, 1970. This questionnaire contained certain explanatory information and was accompanied by an instruction sheet; in certain areas with comparatively large proportions of Spanish-speaking persons, a Spanish version of the instruction sheet was also enclosed.

In the larger metropolitan areas and some adjacent counties, altogether containing about three-fifths of the population of the United States, the household was requested to fill out and mail back the form on Census Day. Approximately 87 percent of the households did so. The mailed-back forms were reviewed by the census enumerator (or, in some lo-

calities, a census clerk) and if the form was determined to be incomplete or inconsistent, a followup was made. The bulk of these followups were made by telephone, the rest by personal visit. For the households which did not mail back their forms, a followup was also made, in almost all cases by personal visit and in the remainder by telephone. Vacant units were enumerated by personal visit.

For the remaining two-fifths of the population, the household was requested to fill out the form and give it to the enumerator when he called; approximately 80 percent did so. Incomplete and unfilled forms were completed by interview during the enumerator's visit.

Three types of questionnaires were used throughout the country: 80 percent of the households answered a form containing a limited number of population and housing questions, and the remainder, split into 15-percent and 5-percent samples, answered forms which contained these questions as well as a number of additional questions.

The subjects covered in this report are those which were collected on a 100-percent basis. That is, the questions for these subjects appeared on all three questionnaires, the 80-percent, 15-percent, and 5-percent forms.

Processing procedures.—The 1970 census questionnaires were specially designed to be processed by FOSDIC (Film Optical Sensing Device for Input to Computers). Respondents and enumerators (and for some few items, census clerks) marked the answers in predesignated positions which could be "read" by FOSDIC, from a microfilm copy of the questionnaire, onto computer magnetic tape.

The tape containing the information from the questionnaires was processed on the Census Bureau's

computers through a number of editing and tabulation steps. One of the end results of this operation was a computer tape from which the tables in this report were prepared on a cathode-ray-tube phototypesetting machine at the Government Printing Office. Another end result was the summary tape which is available for purchase, as described in the "Publication and Computer Summary Tape Program" statement at the end of this report.

DEFINITIONS AND EXPLANATIONS OF SUBJECT CHARACTERISTICS

Self-enumeration and census questionnaire.—As stated in the introductory text of this report, the 1970 census was conducted primarily through self-enumeration. The response, therefore, was based principally on the questionnaire and its accompanying instruction sheet. Furthermore, census takers were instructed to read the questions directly from the questionnaire in their telephone and personal visit interviews. The questionnaire page containing the housing questions asked on a 100-percent basis and the page of the respondent instruction sheet which relates to these questions are reproduced on pages X and XI, respectively. The definitions and explanations given below for each subject are, to a considerable extent, drawn from various technical and procedural materials used in the collection of the data. This material helped the enumerative personnel to understand more fully the intent of each question and thus to resolve problems or unusual cases. Also included is certain explanatory information to assist the user in the proper utilization of the statistics.

Comparability with 1960 data.—Although the 1970 data are generally comparable with the data collected

in 1960, certain changes have been introduced. The 1960 inquiry regarding owner occupancy has been subdivided to show a separate category for cooperatives and condominiums in 1970. The 1960 question on cooking equipment was broadened to cover "complete kitchen facilities" in 1970; i.e., an installed sink with piped water, a range or cookstove, and a mechanical refrigerator. On the other hand, the 1960 question on "condition of housing unit" (i.e., sound, deteriorating, or dilapidated) was eliminated because of serious problems with response reliability.

There have also been changes in the scope of some of the tabulations. Data on characteristics of housing units are limited in 1970 to year-round units because of the difficulty of obtaining reliable information for vacant units held for migratory labor or for seasonal occupancy. Moreover, the total counts of housing units given in this report for each block, tract or block numbering area, and place or area are limited to year-round housing units. (Counts of the total housing inventory, including vacant units held for migratory labor and seasonal occupancy, are given for census tracts in series PHC(1), and for States, cities, and counties in series HC(1)-A and HC(1)-B.)

The tabulations on value and contract rent refer to slightly different sets of housing units in 1970 than in 1960. Summarized generally, the difference is that the 1970 data exclude units on places of 10 acres or more whereas the 1960 data exclude units on farms; more specific information can be obtained by comparing the rent and value definitions in the present report with those in 1960 Census of Housing Volume I. Separate figures are shown in this report for occupied units with Negro head of household. In 1960, this type of tabulation related to the total of all

household heads other than white; Negro household heads constituted 95 percent of this total in 1960 for the Nation as a whole, but this proportion varied widely among areas.

Total population.—The total population is the count of all persons living in the block including those in group quarters. The population for each block is subdivided into the following groups expressed as percent of the total population: Negro, in group quarters, under 18 years, and 62 years and over.

In accordance with census practice dating back to 1790, each person enumerated in the 1970 census was counted as an inhabitant of his usual place of residence, which is generally construed to mean the place where he lives and sleeps most of the time. This place is not necessarily the same as his legal residence, voting residence, or domicile. In the vast majority of cases, however, the use of these different bases of classification would produce substantially the same statistics, although there may be appreciable differences for a few areas.

Implementation of this practice has resulted in the establishing of residence rules for certain categories of persons whose usual place of residence is not immediately clear. Furthermore, this practice means that persons were not always counted as residents of the place where they happened to be found by the census enumerators. Persons without a usual place of residence were, however, counted where they were enumerated. Detailed information on residence rules is given in the 1970 Census of Population PC(1)-A reports.

Housing units and group quarters.—All living quarters are classified in the census as either housing units or group quarters. Usually, living quarters are in structures intended for

residential use (e.g., a one-family home, apartment house, hotel or motel, boarding house, mobile home or trailer, etc.). Living quarters may also be in structures intended for nonresidential use (e.g., the rooms in a warehouse where a watchman lives), as well as in tents, caves, old railroad cars, etc.

A housing unit is a house, an apartment, a group of rooms, or a single room occupied or intended for occupancy as separate living quarters. Separate living quarters are those in which the occupants do not live and eat with any other persons in the structure and which have either (1) direct access from the outside of the building or through a common hall or (2) complete kitchen facilities for the exclusive use of the occupants. The occupants may be a single family, one person living alone, two or more families living together, or any other group of related or nonrelated persons who share living arrangements (except as described in the next paragraph on group quarters). Both occupied and vacant housing units are included in the housing inventory, except that mobile homes, trailers, tents, etc. are included only if they are occupied.

Group quarters are living arrangements for institutional inmates or for other groups containing five or more persons not related to the person in charge. Group quarters are located most frequently in institutions, boarding houses, military barracks, college dormitories, fraternity and sorority houses, hospitals, monasteries, convents, and ships. A house or apartment is considered group quarters if it is shared by the person in charge and five or more persons unrelated to him, or if there is no person in charge, by six or more unrelated persons. Information on the housing characteristics of group quarters is not collected in the census.

Year-round housing units.—Data on housing characteristics in the 1970 census reports are limited to year-round housing units; i.e., all occupied units plus vacant units intended for year-round use. Vacant units intended for seasonal occupancy and vacant units held for migratory labor are excluded because it is difficult to obtain reliable information for them. In this report, the housing unit counts are also limited to year-round units. Counts of the total housing inventory, however, are given for census tracts in series PHC(1), and for States, cities, and counties in series HC(1)-A and HC(1)-B.

Occupied housing units.—A housing unit is classified as occupied if a person or group of persons is living in it at the time of enumeration or if the occupants are only temporarily absent, for example, on vacation. However, if the persons staying in the unit have their usual place of residence elsewhere, the unit is classified as vacant.

A count of vacant year-round units may be derived by subtracting the sum of owner- and renter-occupied from the total number of year-round units. The count of vacant year-round units thus obtained includes units for sale or rent, units sold or rented but not yet occupied by the new owner or renter, units held for the occasional use of the owner, and units held off the market for other reasons.

Race.—The classification by race shown for occupied housing units refers to the race of the head of the household occupying the unit. Units with Negro heads of household are shown separately as percentages of owner- and renter-occupied housing units. The concept of race as used by the Census Bureau does not denote clear-cut scientific definition of biological stock. Rather, the data repre-

sent essentially self-classification by people according to the race with which they identify themselves.

Tenure.—A housing unit is "owner occupied" if the owner or co-owner lives in the unit, even if it is mortgaged or not fully paid for. A cooperative or condominium unit is "owner occupied" only if the owner or co-owner lives in it. All other occupied units are classified as "renter occupied" including units rented for cash rent and those occupied without payment of cash rent.

Plumbing facilities.—The category "with all plumbing facilities" consists of units which have hot and cold piped water inside the structure as well as a flush toilet and a bathtub or shower inside the structure for exclusive use of the occupants of the unit. "Lacking some or all plumbing facilities" means that the unit does not have all three specified plumbing facilities (hot and cold piped water, as well as flush toilet and bathtub or shower inside the structure), or that the toilet or bathing facilities are also for the use of the occupants of other housing units.

Units in structure.—Statistics on the number of housing units in a structure are presented in terms of the number of units in one-unit structures and in structures of 10 or more units. The data on units in 10-or-more-unit structures, however, are based on responses to the inquiry on number of units at the building address (item A on facsimile of questionnaire), and therefore, may be understated in blocks containing structures with two or more addresses.

Persons per room.—"Persons per room" is computed by dividing the number of persons in the unit by the number of rooms in the unit. The

category "1.01 or more persons per room" indicates an average of more than one person to a room. The figures are shown separately for all occupied units and for occupied units with all plumbing facilities.

Average number of rooms.—Rooms to be counted include whole rooms used for living purposes, such as living rooms, dining rooms, kitchens, bedrooms, finished recreation rooms, family rooms, etc. Not counted as rooms are bathrooms, porches, balconies, foyers, halls, half-rooms, kitchenettes, strip or pullman kitchens, utility rooms, unfinished attics, basements, or other space used for storage.

The average number of rooms (arithmetic mean) was computed by dividing the sum of the rooms for each tenure group by the number of owner- or renter-occupied units, respectively. The questionnaire contained a terminal category of "9 rooms or more." For purposes of the computation, the terminal category was given a mean value of 10. As a result, 10 rooms is the arbitrary maximum average which could be obtained for any block.

Average value.—Value is the respondent's estimate of how much the property (house and lot) would sell for if it were for sale. Value data are limited to owner occupied one-family houses on less than 10 acres, without a commercial establishment or medical office on the property. Cooperatives, condominiums, mobile homes, and trailers are excluded from the value tabulations.

The average value (arithmetic mean) was computed by dividing the sum of the values by the number of owner-occupied units for which value is shown. Value was reported in class intervals, the lowest and highest intervals being "Less than \$5,000" and "\$50,000 or more," respectively.

For purposes of the computation, the midpoints of the intervals were used except that a mean of \$3,500 was assigned for values less than \$5,000 and a mean of \$60,000 was assigned for values of \$50,000 or more. As a result, \$3,500 is the arbitrary minimum and \$60,000 is the arbitrary maximum average which could be obtained for any block. Average value is rounded to the nearest hundred dollars.

Average contract rent.—Contract rent is the monthly rent agreed to, or contracted for, regardless of any furnishings, utilities, or services that may be included. Contract rent data exclude one-family homes on a place of ten acres or more. The average contract rent (arithmetic mean) was computed by dividing the sum of the rental amounts by the number of renter-occupied units for which cash rent was paid; units for which no cash rent was paid were excluded from the computation. Contract rent was reported in class intervals, the lowest and highest intervals being "less than \$30" and "\$300 or more," respectively. For purposes of the computation, the midpoints of the intervals were used except that a mean of \$25 was assigned for rents less than \$30 and a mean of \$350 was assigned for rents of \$300 or more. As a result, \$25 is the arbitrary minimum and \$350 the arbitrary maximum average which could be obtained for any block. Average contract rent is rounded to the nearest dollar.

One-person households.—The data in this column refer to the number of housing units occupied by only one person.

With female head of family.—Housing units are occupied by either "families" or "primary individuals." The term "family" refers to the head of

the household and all (one or more) other persons in the household related to the head by blood, marriage, or adoption. If nobody in the household is related to the head, then the unit is not occupied by a family but by a "primary individual."

A housing unit occupied by a "family" may or may not contain persons unrelated to the head of the family, such as roomers, boarders, servants, etc.

The category "female head of family" comprises all housing units occupied by families with female heads regardless of their marital status. Included are female heads of families with no spouse and female heads of families whose husbands are living away from their families, as for example, husbands in the Armed Forces living on military reservations.

With roomers, boarders, or lodgers.—This column refers to the number of housing units containing one or more roomers, boarders, or lodgers. Not included as "roomers, boarders, or lodgers" are foster children or wards, servants who live in, companions, and partners.

ACCURACY OF THE DATA

Editing.—Human and mechanical errors occur in any mass statistical operation such as a decennial census. Errors during the data collection phase can include failure to obtain required information from respondents, obtaining incorrect or inconsistent information, and recording information in the wrong place or incorrectly. Errors can also occur during the field review of the enumerator's work, the clerical handling of the questionnaires, and the various stages of the electronic processing of the material. Careful efforts are made in every census to keep the

errors in each step at an acceptably low level. Quality control and check measures are utilized throughout the census operation. As was done for the 1950 and 1960 censuses, evaluative material on many aspects of the 1970 census will be published as soon as the appropriate data are accumulated and analyzed. A major concern in the evaluation work is to ascertain, insofar as possible, the degree of completeness of the count of both population and housing units.

The objective of the processing operation is to produce a set of statistics that describes the Nation's housing as accurately and clearly as possible. To meet this objective, certain unacceptable entries were edited.

Whenever information was missing, an allocation procedure was used to assign an entry, thereby eliminating the need for a "not reported" category in the tabulations. The assignment was based on related information reported for the housing unit or on information reported for a similar unit in the immediate neighborhood. For example, if tenure for an occupied unit was omitted but a rental amount was reported, the computer automatically edited tenure to "rented for cash rent." On the other hand, if the unit was reported as rented but the amount of rent was missing, the computer automatically assigned the rent that was reported for the preceding renter-occupied unit.

A similar procedure was used when the information reported for an item was inconsistent with other information reported for the unit. For example, if a housing unit was enumerated as having no piped water but having both a bathtub (or shower) and flush toilet for the exclusive use of the occupants of the unit, the computer edited water supply to "hot and cold water," a category considered to be consistent with the reported bathing and toilet facilities.

Specific tolerances were established for the number of computer allocations that would be permitted. If the number of corrections was beyond tolerance, the questionnaires in which the errors occurred were clerically reviewed. If it was found that the errors resulted from damaged questionnaires, improper microfilming, faulty reading by FOSDIC of undamaged questionnaires, or other types of machine failure, the questionnaires were reprocessed.

Block number check.—Through a detailed edit accomplished largely on the electronic computer, most of the errors in reporting block numbers were corrected. A control tape was created, listing the block numbers shown on the map for each enumeration district and each census tract. In certain large metropolitan areas, the control tape also contained the serial numbers assigned to each housing unit in the block. For each questionnaire, the computer compared the serial number and/or the block number, the enumeration district, and the census tract to the control tape. When an inconsistency was detected or when the block number on the questionnaire was blank, the computer changed the block number or assigned a number that was consistent with the control tape.

Specific tolerances were established for the number of block number changes and reassignments that would be permitted for each enumeration district. If the number was beyond tolerance, a clerical review was performed. In the clerical review, the enumerator's records were examined for comments and explanations, the addresses of the housing units involved were checked with the map, and block numbers were assigned as appropriate. Clerical review was required also when the control tape contained block numbers which were not reported by the enumerator.

FACSIMILE OF QUESTIONNAIRE PAGE SHOWING 100-PERCENT HOUSING QUESTIONS

<p>A. How many living quarters, occupied and vacant, are at this address?</p> <p><input type="radio"/> One</p> <p><input type="radio"/> 2 apartments or living quarters</p> <p><input type="radio"/> 3 apartments or living quarters</p> <p><input type="radio"/> 4 apartments or living quarters</p> <p><input type="radio"/> 5 apartments or living quarters</p> <p><input type="radio"/> 6 apartments or living quarters</p> <p><input type="radio"/> 7 apartments or living quarters</p> <p><input type="radio"/> 8 apartments or living quarters</p> <p><input type="radio"/> 9 apartments or living quarters</p> <p><input type="radio"/> 10 or more apartments or living quarters</p> <p><input type="radio"/> This is a mobile home or trailer</p> <p>• ■ • ■</p> <p><i>Answer these questions for your living quarters</i></p> <p>H1. Is there a telephone on which people in your living quarters can be called?</p> <p><input type="radio"/> Yes —→ What is the number? _____ Phone number</p> <p><input type="radio"/> No</p> <p>H2. Do you enter your living quarters—</p> <p><input type="radio"/> Directly from the outside or through a common or public hall?</p> <p><input type="radio"/> Through someone else's living quarters?</p> <p>H3. Do you have complete kitchen facilities? <i>Complete kitchen facilities are a sink with piped water, a range or cook stove, and a refrigerator.</i></p> <p><input type="radio"/> Yes, for this household only</p> <p><input type="radio"/> Yes, but also used by another household</p> <p><input type="radio"/> No complete kitchen facilities for this household</p> <p>H4. How many rooms do you have in your living quarters? <i>Do not count bathrooms, porches, balconies, foyers, halls, or half-rooms.</i></p> <p><input type="radio"/> 1 room <input type="radio"/> 6 rooms</p> <p><input type="radio"/> 2 rooms <input type="radio"/> 7 rooms</p> <p><input type="radio"/> 3 rooms <input type="radio"/> 8 rooms</p> <p><input type="radio"/> 4 rooms <input type="radio"/> 9 rooms or more</p> <p><input type="radio"/> 5 rooms</p> <p>H5. Is there hot and cold piped water in this building?</p> <p><input type="radio"/> Yes, hot and cold piped water in this building</p> <p><input type="radio"/> No, only cold piped water in this building</p> <p><input type="radio"/> No piped water in this building</p> <p>H6. Do you have a flush toilet?</p> <p><input type="radio"/> Yes, for this household only</p> <p><input type="radio"/> Yes, but also used by another household</p> <p><input type="radio"/> No flush toilet</p> <p>H7. Do you have a bathtub or shower?</p> <p><input type="radio"/> Yes, for this household only</p> <p><input type="radio"/> Yes, but also used by another household</p> <p><input type="radio"/> No bathtub or shower</p> <p>H8. Is there a basement in this building?</p> <p><input type="radio"/> Yes</p> <p><input type="radio"/> No, built on a concrete slab</p> <p><input type="radio"/> No, built in another way (include mobile homes and trailers)</p>	<p>H9. Are your living quarters—</p> <p><input type="radio"/> Owned or being bought by you or by someone else in this household? <i>Do not include cooperatives and condominiums here.</i></p> <p><input type="radio"/> A cooperative or condominium which is owned or being bought by you or by someone else in this household?</p> <p><input type="radio"/> Rented for cash rent?</p> <p><input type="radio"/> Occupied without payment of cash rent?</p> <p>H10a. Is this building a one-family house?</p> <p><input type="radio"/> Yes, a one-family house</p> <p><input type="radio"/> No, a building for 2 or more families or a mobile home or trailer</p> <p>b. If "Yes"—Is this house on a place of 10 acres or more, or is any part of this property used as a commercial establishment or medical office?</p> <p><input type="radio"/> Yes, 10 acres or more</p> <p><input type="radio"/> Yes, commercial establishment or medical office</p> <p><input type="radio"/> No, none of the above</p> <p>H11. If you live in a one-family house which you own or are buying— What is the value of this property; that is, how much do you think this property (house and lot) would sell for if it were for sale?</p> <p><input type="radio"/> Less than \$5,000</p> <p><input type="radio"/> \$5,000 to \$7,499</p> <p><input type="radio"/> \$7,500 to \$9,999</p> <p><input type="radio"/> \$10,000 to \$12,499</p> <p><input type="radio"/> \$12,500 to \$14,999</p> <p><input type="radio"/> \$15,000 to \$17,499</p> <p><input type="radio"/> \$17,500 to \$19,999</p> <p><input type="radio"/> \$20,000 to \$24,999</p> <p><input type="radio"/> \$25,000 to \$34,999</p> <p><input type="radio"/> \$35,000 to \$49,999</p> <p><input type="radio"/> \$50,000 or more</p> <p style="border: 1px solid black; padding: 2px; width: fit-content; margin-left: 20px;"><i>If this house is on a place of 10 acres or more, or if any part of this property is used as a commercial establishment or medical office, do not answer this question.</i></p> <p>H12. Answer this question if you pay rent for your living quarters.</p> <p>a. If rent is paid by the month— What is the monthly rent?</p> <p>Write amount here → \$ _____ .00 (Nearest dollar)</p> <p><i>and</i></p> <p>Fill one circle</p> <p><input type="radio"/> Less than \$30</p> <p><input type="radio"/> \$30 to \$39</p> <p><input type="radio"/> \$40 to \$49</p> <p><input type="radio"/> \$50 to \$59</p> <p><input type="radio"/> \$60 to \$69</p> <p><input type="radio"/> \$70 to \$79</p> <p><input type="radio"/> \$80 to \$89</p> <p><input type="radio"/> \$90 to \$99</p> <p><input type="radio"/> \$100 to \$119</p> <p><input type="radio"/> \$120 to \$149</p> <p><input type="radio"/> \$150 to \$199</p> <p><input type="radio"/> \$200 to \$249</p> <p><input type="radio"/> \$250 to \$299</p> <p><input type="radio"/> \$300 or more</p> <p>b. If rent is not paid by the month— What is the rent, and what period of time does it cover?</p> <p>\$ _____ .00 per _____ (Nearest dollar) (Week, half-month, year, etc.)</p>	<p>FOR CENSUS ENUMERATOR'S USE ONLY</p> <table border="1" style="width:100%; border-collapse: collapse;"> <thead> <tr> <th style="width:50%;">a4. Block number</th> <th style="width:50%;">a5. Serial number</th> </tr> </thead> <tbody> <tr><td>0</td><td>0</td></tr> <tr><td>1</td><td>1</td></tr> <tr><td>2</td><td>2</td></tr> <tr><td>3</td><td>3</td></tr> <tr><td>4</td><td>4</td></tr> <tr><td>5</td><td>5</td></tr> <tr><td>6</td><td>6</td></tr> <tr><td>7</td><td>7</td></tr> <tr><td>8</td><td>8</td></tr> <tr><td>9</td><td>9</td></tr> </tbody> </table> <p>B. Type of unit or quarters</p> <p>Occupied</p> <p><input type="radio"/> First form</p> <p><input type="radio"/> Continuation</p> <p>Vacant</p> <p><input type="radio"/> Regular</p> <p><input type="radio"/> Usual residence elsewhere</p> <p>Group quarters</p> <p><input type="radio"/> First form</p> <p><input type="radio"/> Continuation</p> <p><i>For a vacant unit, also fill C, D, A, H2 to H8, and H10 to H12</i></p> <p>C. Vacancy status Year round—</p> <p><input type="radio"/> For rent</p> <p><input type="radio"/> For sale only</p> <p><input type="radio"/> Rented or sold, not occupied</p> <p><input type="radio"/> Held for occasional use</p> <p><input type="radio"/> Other vacant</p> <p><input type="radio"/> Seasonal</p> <p><input type="radio"/> Migratory</p> <p>D. Months vacant</p> <p><input type="radio"/> Less than 1 month</p> <p><input type="radio"/> 1 up to 2 months</p> <p><input type="radio"/> 2 up to 6 months</p> <p><input type="radio"/> 6 up to 12 months</p> <p><input type="radio"/> 1 year up to 2 years</p> <p><input type="radio"/> 2 years or more</p> <p>C/O <input type="radio"/> <input type="radio"/></p>	a4. Block number	a5. Serial number	0	0	1	1	2	2	3	3	4	4	5	5	6	6	7	7	8	8	9	9
a4. Block number	a5. Serial number																							
0	0																							
1	1																							
2	2																							
3	3																							
4	4																							
5	5																							
6	6																							
7	7																							
8	8																							
9	9																							

FACSIMILE OF RESPONDENT
INSTRUCTIONS FOR THE 100-PERCENT
HOUSING QUESTIONS

- A. Mark only one circle. This address means the house or building number where your living quarters are located.
- H1. Mark **Yes** and enter telephone number, even if the telephone is in another apartment or building.
- H2. Mark the second circle only if you **must** go through someone else's living quarters to get to your own.
- H3. The kitchen sink, stove, and refrigerator do **not** have to be in the same room.
Also used by another household means that someone else who lives in the same building, but is not a member of your household, also uses the equipment. Mark this circle also if the occupants of living quarters now vacant would also use the equipment.
- H4. Count only whole rooms used for living purposes, such as living rooms, dining rooms, kitchens, bedrooms, finished recreation rooms, family rooms, etc. Do **not** count kitchenettes, strip or pullman kitchens; utility rooms; or unfinished attics, basements, or other space used for storage.
- H5. Mark **hot water** even if you have it only part of the time.
- H6, H7. See instructions for H3 for meaning of **Also used by another household**.
- H8. A house has a **basement** if there is enclosed space in which persons can walk upright under all or part of the building. A house on a **concrete slab** has no basement and no air or crawl space below it. A house built in **another way** is one directly on the ground or resting on a foundation or posts to provide crawl space.
- H9. **Owned or being bought** means that the living quarters are owned outright or are mortgaged. Also mark **Owned or being bought** if the living quarters are owned but the land is rented.
Mark **Rented for cash rent** if any money rent is paid. Rent may be paid by persons who are not members of your household.
Occupied without payment of cash rent includes, for example, a parsonage, a house or apartment provided free of rent by the owner, or a house or apartment occupied by a janitor or caretaker in exchange for services.
- H10. A **commercial establishment** is easily recognized from the outside; for example, a grocery store or barber shop. A **medical office** is a doctor's or dentist's office regularly visited by patients. If your house is on a place of 10 acres or more **and** also contains a commercial establishment or medical office, mark **Yes, 10 acres or more**.
- H11. Include the value of the house, the land it is on, and any other structures on the same property. If the house is owned but the land is rented, estimate the combined value of the house **and** the land.
- H12. Report the rent agreed to or contracted for, even if the furnishings, utilities, or services are included.
a. If you pay rent by the month, write in the amount of rent and fill one circle.
b. If rent is **not** paid by the month, answer both parts of **b**. For example, **\$20 per week, \$1,500 per year**, etc.
- H13. If exact costs are not known, estimate as closely as possible. Report amounts even if bills are unpaid or are paid by someone else. If the bills include utilities or fuel used also by another apartment or a business establishment, estimate the amounts for your own living quarters. If gas and electricity are billed together, enter the combined amount on the electricity line and bracket ({) the two utilities.

CORRECTION NOTE

(The revisions described below are not reflected in the tables of this report.)

The following figures refer to blocks in Honolulu County for which tabulations are not available (see explanation of dagger symbol (†) on page V of text):

<u>Block</u>	<u>Population</u>	<u>Year-round housing units</u>
Tract 102.02 Block 101.....	47	36
Block 104.....	19	3
Block 216.....	5	5
Block 901.....	-	-
Block 902.....	375	89

Characteristics of Housing Units and Population, by Blocks: 1970

Hilo

[Data exclude vacant seasonal and vacant migratory housing units. For minimum base for derived figures (percent, average, etc.) and meaning of symbols, see text]

Blocks Within Block Numbering Areas or Census Tracts

	Percent of total population				Year-round housing units				Occupied housing units															
	Total population	Negro	In group quarters	Under 18 years and over	Total	Lacking some or all plumbing facilities	Units in -		Owner				Renter			1.01 or more persons per room		One-person households	With female head of family	With roomers, boarders, or lodgers				
							One-unit structures	Structures of 10 or more units	Total	Lacking some or all plumbing facilities	Average number of rooms	Average value (dollars)	Percent Negro	Total	Lacking some or all plumbing facilities	Average number of rooms	Average contract rent (dollars)				Percent Negro	Total	With all plumbing facilities	
CITY	26353	-	3	37	10	7205	333	6256	237	4423	118	5.4	32200	-	2557	180	4.1	95	1	1305	1221	751	605	144
203	3435	-	8	31	15	1045	66	742	131	466	3	5.9	36900	-	551	55	3.7	107	-	140	126	205	102	34
101	9	-	-	33	33	3	-	-
102	29	-	-	17	38	14	...	14	...	8	...	6.5	49700	-	6	...	5.7	201	-	4
104	139	-	-	18	10	63	4	14	42	6	...	6.5	38500	-	54	4	3.4	145	-	3	3	18	2	1
106	44	-	-	46	5	12	...	11	...	3	-	9	...	4.0	155	-	3	3	2	3	...
107	165	1	-	27	13	60	2	42	...	14	...	6.4	40100	-	45	2	3.7	107	2	10	10	10	11	1
108	66	-	-	46	11	18	...	15	...	4	-	14	...	4.4	126	-	3	3	2	1	1
109	28	-	-	36	7	9	...	9	...	5	...	6.2	56500	-	4	-	1	1	1	1	...
110	1	1	-	-
111	110	2	-	36	6	28	...	21	...	13	...	5.3	31800	-	15	...	4.5	119	7	5	5	...	2	1
112	137	-	-	31	10	43	6	24	11	11	...	5.3	34200	-	32	6	3.2	95	-	9	9	11	4	1
113	8	-	-	38	...	1	-	-
114	2	1	-	-
203	5	...	100	...	40	-	-
207	15	...	100	...	7	-	-
208	3	2	-	-
209	31	13	26	14	1	4	-	14	1	3.6	108	-	4	...	4
210	13	15	8	3	-	-
211	10	...	80	...	20	1	-	-
212	51	24	35	27	15	6	11	-	25	13	2.7	40	-	3	1	13	3	2
214	33	...	49	6	27	11	7	4	-	11	7	2.1	90	-	3	2	7	1	2
216	74	1	41	14	38	24	9	4	7	24	9	2.9	35	-	24	9	2.9	35	-	3	2	13	2	5
217	16	...	19	31	25	7	2	6	1	6	2	3.7	62	-	6	2	3.7	62	-	2	1	3	1	1
301	104	37	6	33	1	27	...	3	-	27	1	4.2	76	-	8	8	1	4	1
302	148	37	9	64	9	22	12	12	...	5.4	32600	-	47	4	2.9	115	-	12	9	16	12	1
303	414	35	11	121	3	106	...	79	...	6.0	39900	-	39	3	4.5	119	-	16	14	19	12	3
304	98	37	13	25	...	25	...	14	...	5.9	31800	-	11	...	4.5	99	-	4	4	3	2	...
305	36	36	8	11	...	11	...	6	...	5.8	30800	-	5	...	5.4	154	-	1	1	2	2	...
306	83	35	13	26	1	24	...	21	1	5.5	35300	-	4	-	4	4	2	3	...
307	32	44	3	7	...	7	...	3	-	4	-	2	2	...	3	...
308	70	27	23	24	1	21	...	16	1	5.5	31700	-	8	...	4.9	127	-	2	2	3	3	1
309	43	9	5	25	...	25	-	25	...	2.6	98	-	2	2	10	3	1
310	80	28	3	35	...	8	11	2	-	31	...	2.5	113	-	8	8	14	4	4
311	6	17	...	4	-	-
313	80	25	13	30	...	17	10	14	...	5.4	32000	-	16	...	4.0	119	-	1	1	7	4	...
401	275	...	6	40	11	71	...	70	...	58	...	6.6	46000	-	12	...	4.6	144	-	5	5	7	3	...
402	76	36	7	19	...	18	...	14	...	5.3	35400	-	4	-	2	2	...	4	2
403	70	27	13	23	...	21	...	15	...	5.5	26700	-	7	...	5.4	108	-	3	3	4	1	...
404	72	33	11	23	2	22	...	14	...	6.1	39600	-	8	1	4.3	154	-	3	2	4	2	...
405	30	37	23	7	...	4	...	2	-	5	...	4.6	91	-	1	1	2
406	57	26	9	18	...	18	...	11	...	5.4	25200	-	7	...	4.6	88	-	2	5	...
407	197	...	90	4	64	8	...	8	-	8	...	4.5	40	-	1	1	5
408	51	33	18	18	...	15	...	16	...	6.8	48800	-	2	-	3	1	...
409	62	39	11	19	1	19	...	16	1	6.9	39000	-	1	-	1	...	3
411	73	41	6	20	...	20	...	20	...	5.7	33400	-	-	2	2	...	1	...
412	152	43	10	43	...	43	...	39	...	6.0	38200	-	3	-	5	5	3
413	16	50	...	3	-	-	3
414	121	35	17	26	1	26	...	21	...	5.5	9400	-	5	1	4.6	...	-	8	8	3	1	...
204	3531	1	3	38	11	994	85	616	60	308	10	5.1	27600	1	664	63	4.0	72	1	224	212	161	128	29
110	58	33	14	30	18	14	16	-	22	10	2.9	55	-	5	4	10	1	...
111	210	1	...	29	10	66	6	53	...	7	1	4.9	25500	-	4	5	4.0	70	-	12	10	10	4	1
112	110	...	14	19	10	31	1	29	...	9	...	4.8	20000	-	22	1	3.8	60	-	5	5	3	4	...
113	199	1	...	29	12	62	3	44	3	12	...	5.3	25300	-	48	3	4.0	67	2	12	11	7	7	6
114	77	...	27	26	35	17	1	15	1	5	1	4.6	19200	-	11	...	3.6	82	-	4	4	4	2	1
115	46	39	22	14	...	11	...	4	-	10	...	4.3	101	-	3	3	1	3	1
116	84	1	31	11	36	31	25	1	17	31	25	1.9	38	-	31	25	1.9	38	-	6	5	21	...	4
201	91	35	12	30	2	26	...	15	1	4.4	21200	-	13	...	3.7	78	-	5	5	3	6	...
202	82	15	16	32	...	21	6	9	...	5.8	38300	-	22	...	3.1	114	-	5	5	6	1	...
203	56	48	14	15	...	14	...	9	...	4.4	22600	-	6	...	3.7	102	-	5	5	2	1	...
204	293	...	8	25	12	87	2	84	2	54	2	5.2	29000	2	33	...	3.9	97	-	10	10	15	5	1
205	18	44	6	5	...	5	...	5	...	4.6	21000	-	-
206	388	2	3	44	6	95	3	75	2	54	...	5.3	31200	2	37	1	4.9	119	-	18	18	4	9	1

Characteristics of Housing Units and Population, by Blocks: 1970—Con.

Hilo

[Data exclude vacant seasonal and vacant migratory housing units. For minimum base for derived figures (percent, average, etc.) and meaning of symbols, see text]

Blocks Within Block Numbering Areas or Census Tracts	Percent of total population				Year-round housing units				Occupied housing units																
	Total population	Negro	In group quarters	Under 18 years and over	Total	Lacking some or all plumbing facilities	Units in—		Owner			Renter			1.01 or more persons per room		With all plumbing facilities	One-person households	With female head of family	With roomers, boarders, or lodgers					
							One-unit structures	Structures of 10 or more units	Total	Lacking some or all plumbing facilities	Average number of rooms	Average value (dollars)	Percent Negro	Total	Lacking some or all plumbing facilities	Average number of rooms					Average contract rent (dollars)	Percent Negro	Total	With all plumbing facilities	
																									One-unit structures
107#	54	-	-	30	22	16	-	16	-	8	-	4.5	34300	-	8	-	4.8	113	-	1	1	-	-	-	-
108	84	-	-	29	17	29	1	23	6	13	1	4.9	29100	-	14	-	2.9	140	-	6	5	3	1	3	-
109	95	-	-	36	11	25	1	23	1	14	-	5.3	27200	-	10	1	5.0	74	-	4	3	1	1	3	1
110	66	-	-	30	15	22	1	22	-	8	-	5.8	35800	-	11	1	5.2	70	-	1	1	2	2	1	-
111#	62	-	-	18	21	17	1	17	-	10	1	5.8	35300	-	7	-	4.7	38	-	1	1	1	1	1	2
112#	69	-	-	28	23	24	-	22	-	12	-	5.5	27800	-	12	-	4.3	56	-	3	3	8	1	1	-
113	60	-	-	38	15	15	-	15	-	13	-	5.7	26100	-	2	-	-	-	-	3	3	2	2	2	-
114	75	-	-	20	16	19	-	19	-	16	-	5.3	30900	-	3	-	-	-	-	5	5	-	-	-	-
115	57	-	-	21	14	20	-	20	-	17	-	5.4	36900	-	2	-	-	-	-	2	2	1	3	1	-
201	38	-	-	13	13	11	-	11	-	11	-	5.3	40800	-	-	-	-	-	-	-	-	1	1	1	-
202	77	-	-	27	9	21	1	21	-	16	-	4.3	37400	-	5	1	3.6	84	-	6	6	2	-	-	-
203	79	-	-	25	17	22	-	22	-	15	-	6.3	34000	-	7	-	4.1	152	-	3	3	2	1	1	1
204	59	-	-	22	10	21	2	19	-	9	-	4.4	33900	-	12	2	5.2	135	-	2	2	3	1	1	-
205	71	-	-	25	20	22	1	22	-	11	-	5.5	31500	-	11	1	4.9	104	-	4	3	2	5	5	-
206	68	-	-	41	15	17	1	15	-	9	1	5.1	36300	-	8	-	5.1	104	-	3	3	2	1	1	-
207	104	-	-	6	34	13	29	2	28	14	1	5.0	26100	-	15	1	3.9	72	-	5	3	4	4	4	1
208	83	-	-	8	35	10	22	-	21	11	-	5.7	40800	-	9	-	5.1	82	-	2	2	3	2	2	-
209	70	-	-	31	16	21	2	20	-	15	2	4.8	38100	-	6	-	4.2	112	-	5	5	4	3	3	2
210	70	-	-	29	11	21	-	20	-	14	-	4.8	27900	-	7	-	4.6	76	-	3	3	2	4	4	-
211#	70	-	-	33	7	21	2	21	-	10	-	5.1	33500	-	11	2	3.8	84	-	4	3	2	3	3	1
212	111	1	32	35	5	18	-	17	-	7	-	5.0	30200	-	11	-	4.3	78	-	8	8	2	2	2	-
213#	29	-	-	28	10	9	-	9	-	3	-	-	-	-	5	-	4.6	86	-	2	2	-	1	1	-
214#	60	-	-	22	28	7	12	-	12	6	-	6.2	36900	-	6	-	4.5	108	-	2	2	1	1	1	-
215	30	-	-	23	3	8	-	8	-	4	-	-	-	-	4	-	-	-	-	2	2	-	-	-	-
302	3	-	-	-	-	1	-	-	-	-	-	-	-	-	-	-	-	-	-	-	-	-	-	-	-
308	169	-	-	36	7	47	-	47	-	32	-	5.3	31000	-	12	-	5.3	118	-	8	8	1	6	6	1
309	135	-	-	30	13	42	-	41	-	34	-	5.2	32400	-	8	-	4.5	110	-	4	4	4	2	2	1
310	134	-	-	34	8	38	3	37	-	17	3	5.8	32300	-	20	-	4.2	103	-	6	6	2	5	5	1
311#	139	-	-	32	12	45	3	44	-	20	2	5.2	31100	-	22	-	4.2	104	-	4	4	7	3	3	-
312#	168	-	-	21	22	14	37	-	35	1	18	-	5.7	40100	-	19	-	5.1	94	-	7	7	2	2	2
313	104	-	-	28	13	29	1	27	-	21	-	5.4	27300	-	8	1	4.6	129	-	3	3	1	1	1	2
314	91	-	-	10	30	14	25	-	23	16	-	5.4	39800	-	8	-	4.4	99	-	6	6	6	-	-	-
315	69	-	-	35	7	19	-	18	-	14	-	5.1	33100	-	5	-	4.6	-	-	3	3	-	-	-	-
401	67	-	-	34	8	20	-	19	-	13	-	5.1	29200	-	7	-	4.3	108	-	6	6	2	1	1	-
402#	156	-	-	31	6	44	-	43	-	29	-	5.3	36900	-	13	-	5.7	136	-	5	5	4	6	6	2
403	8	-	-	25	25	3	-	-	-	-	-	-	-	-	-	-	-	-	-	-	-	-	-	-	-
404#	32	-	-	25	22	12	-	7	-	4	-	-	-	-	6	-	3.0	65	-	3	3	2	-	-	2
405	1	-	-	-	-	3	-	-	-	-	-	-	-	-	-	-	-	-	-	-	-	-	-	-	-
406	64	-	-	34	17	15	-	14	-	11	-	4.8	19700	-	4	-	-	-	-	6	6	1	2	2	-
407	55	-	-	36	9	15	1	12	-	11	1	4.7	22400	-	4	-	-	-	-	4	4	2	1	1	-
408	54	-	-	24	6	22	-	9	-	4	-	-	-	-	17	-	2.6	126	-	3	3	2	-	1	-
409	37	-	-	14	3	19	1	9	8	1	-	-	-	-	17	1	2.8	100	-	3	3	7	-	-	-
410	44	-	-	41	-	11	-	11	-	1	-	-	-	-	9	-	4.1	100	-	5	5	1	1	1	-
411	24	-	-	33	8	7	1	6	-	3	-	-	-	-	4	-	-	-	-	-	-	-	-	-	-
412#	142	-	-	45	6	32	1	32	-	13	1	5.0	34800	-	17	-	5.0	93	-	14	14	2	3	3	-
413	87	-	-	33	20	28	1	28	-	17	-	5.5	39500	-	11	1	4.2	83	-	7	7	6	4	5	2
414	79	-	-	33	15	24	-	21	-	17	-	4.9	23800	-	6	-	4.8	-	-	4	4	3	-	-	-
415	93	-	-	23	18	27	-	27	-	18	-	5.8	37600	-	9	-	4.7	139	-	3	3	-	3	3	2
416	131	-	-	16	32	12	30	-	28	19	-	5.8	40400	-	10	-	5.1	129	-	4	4	2	5	5	-
417	229	-	-	4	39	4	60	-	59	52	-	5.9	35700	-	8	-	5.4	173	-	5	5	8	4	4	-
418	589	-	-	8	39	6	146	4	90	55	3	5.3	31200	-	88	1	3.9	76	-	36	36	9	18	18	1
205.99	83	6	100	-	6	-	-	-	-	-	-	-	-	-	-	-	-	-	-	-	-	-	-	-	-
100	83	6	100	-	6	-	-	-	-	-	-	-	-	-	-	-	-	-	-	-	-	-	-	-	-
206	2989	-	-	42	6	733	68	679	16	500	57	5.0	24500	-	196	11	4.0	99	-	229	193	70	65	19	1
101	39	-	-	31	8	14	1	14	-	3	-	-	-	-	11	1	4.3	107	-	1	1	3	2	2	1
102	28	-	-	29	25	13	1	13	-	8	1	4.8	36600	-	3	-	-	-	-	1	-	2	-	-	2
103	15	-	-	20	13	7	-	7	-	5	-	3.4	39800	-	1	-	-	-	-	-	-	3	-	-	-
104	19	-	-	47	-	6	-	6	-	3	-	-	-	-	3	-	-	-	-	-	2	1	1	1	-
105	43	-	-	35	7	13	-	13	-	4	-	-	-	-	9	-	3.6	117	-	2	2	1	1	1	1
106	37	-	-	27	5	9	-	9	-	5	-	6.8	31500	-	4	-	-	-	-	-	-	-	1	1	1
107	24	-	-	17	8	11	-	11	-	4	-	-	-	-	6	-	5.2	143	-	-	-	1	-	-	1
109	15	-	-	67	-	4	-	-	-	-	-	-	-	-	-	-	-	-	-	-	-	-	-	-	-
110	173	1	-	38	5	63	1	49	13	13	-	5.1	30300	-	38	1	4.2	112	-	13	12	9	5	4	4
111	23	-	-	48	9	9	-	8	-	2	-	-	-	-	3	-	-	-	-	2	2	-	-	-	-
201	127	-	-	47	6	25	5	23	-	19	4	4.4	8500	-	5	1	3.4	-	-	16	14	2	3	3	-
202	44	-	-	46	2	10	6	9	-	8	6	4.1	7700	-	1	-	-	-	-	6	2	1	2	-	-
203	6	-	-	17	-	1	-	-	-	-	-	-	-	-	-	-	-	-	-	-	-	-	-	-	-
204	136	-	-	40	9	26	6	25	-	23	6	5.3	7800	-	3	-	-	-	-	13	10	2	3	3	-
205	69	-	-	39	13	16	7	16	-	13	6	4.2	8300	-	3	-	-	-	-	8	3	-	2	2	1
206	141	-	-	53	4	23	5	21	-	23	5	4.0	7800	-	-	-	-	-	-	18	14	-	3	3	-
207	125	-	-	6	52	6	21	4	2																

Characteristics of Housing Units and Population, by Blocks: 1970—Con.

Hilo

[Data exclude vacant seasonal and vacant migratory housing units. For minimum base for derived figures (percent, average, etc.) and meaning of symbols, see text]

Blocks Within Block Numbering Areas or Census Tracts

	Total population	Percent of total population				Year-round housing units				Occupied housing units														
		Negro	In group quarters	Under 18 years	62 years and over	Total	Lack-ing some or all plumbing facilities	Units in—		Owner				Renter				1.01 or more persons per room		With all plumbing facilities	One-person households	With female head of family	With room-ers, board-ers, or lodg-ers	
								One-unit structures	Struct-ures of 10 or more units	Total	Lack-ing some or all plumbing facilities	Aver-age num-ber of rooms	Aver-age value (dol-lars)	Per-cent Negro	Total	Lack-ing some or all plumbing facilities	Aver-age num-ber of rooms	Aver-age con-tract rent (dol-lars)	Per-cent Negro					Total
901	500	—	—	47	5	103	13	100	—	82	12	4.9	16200	—	19	1	4.9	73	—	38	33	9	17	2
902	3	—	—	—	—	1	—	—	—	—	—	—	—	—	—	—	—	—	—	—	—	—	—	—
207	5231	—	—	38	9	1416	21	1401	—	1087	8	5.4	35000	—	286	10	4.5	111	—	220	216	85	104	14
101#	74	—	—	28	15	29	—	29	—	9	—	4.9	36000	—	19	—	5.7	94	—	1	1	11	1	1
102	147	—	—	39	11	38	4	35	—	23	1	5.6	34600	—	12	1	4.3	85	—	6	6	1	4	1
103	132	—	—	41	15	33	1	32	—	14	—	4.9	30400	—	18	1	3.8	94	—	16	16	2	7	3
104	395	—	—	31	14	112	3	112	—	81	—	5.0	33500	—	29	2	3.8	92	—	27	26	9	11	2
105	146	—	—	30	11	45	3	44	—	24	1	5.3	35500	—	17	2	4.2	93	—	14	13	4	5	—
106	117	—	—	25	12	33	2	32	—	25	1	5.1	35600	—	8	1	3.6	108	—	4	4	3	4	—
201	70	—	—	31	4	20	—	20	—	16	—	5.4	29600	—	4	—	—	—	—	2	2	2	1	1
202#	188	—	—	43	8	45	—	45	—	28	—	5.5	30700	—	17	—	4.9	123	—	8	8	2	4	1
203#	79	—	—	28	20	26	1	26	—	16	1	5.3	38500	—	9	—	5.0	103	—	1	1	2	1	—
205#	139	—	—	40	9	37	1	36	—	25	1	5.6	33200	—	11	—	3.8	94	—	6	6	6	5	1
206	117	2	—	46	4	28	—	26	—	11	—	5.0	30300	—	17	—	4.4	105	6	4	4	2	2	—
207	230	—	—	38	11	58	3	56	—	47	—	5.6	33200	—	11	3	4.6	69	—	10	9	4	5	1
301	622	—	—	38	8	158	—	156	—	133	—	5.8	35900	—	25	—	5.0	128	—	19	19	7	9	—
302	92	—	—	39	4	23	—	23	—	21	—	5.5	39000	—	2	—	—	—	—	2	2	—	1	—
303	195	—	—	33	9	54	—	54	—	47	—	5.3	31700	—	6	—	4.5	155	—	5	5	4	4	—
304	320	—	—	44	3	82	—	81	—	75	—	5.6	35000	—	7	—	5.6	163	—	10	10	1	5	—
305	280	—	—	35	10	78	—	78	—	66	—	5.7	35200	—	8	—	4.5	110	—	11	11	4	9	—
306	494	—	—	35	10	135	2	134	—	111	2	5.4	31700	—	19	—	4.5	114	—	18	17	7	10	—
307	362	—	—	43	5	96	—	96	—	86	—	6.0	43200	—	6	—	5.5	210	—	9	9	2	3	1
401	245	—	—	37	7	69	—	69	—	57	—	5.4	38900	—	6	—	4.0	97	—	10	10	3	4	1
402	152	—	—	35	13	44	—	44	—	37	—	4.8	29000	—	7	—	4.4	111	—	8	8	5	2	—
403	73	—	—	48	4	16	—	16	—	14	—	5.6	36600	—	2	—	—	—	—	2	2	—	—	—
404	19	—	—	42	11	6	—	6	—	6	—	6.0	30800	—	—	—	—	—	—	1	1	1	—	—
405	2	—	—	—	—	1	—	—	—	—	—	—	—	—	—	—	—	—	—	—	—	—	—	—
406	71	—	—	48	4	18	—	18	—	17	—	6.0	39000	—	—	—	—	—	—	3	3	—	1	—
407	344	—	—	41	7	95	1	95	—	64	1	5.1	35900	—	25	—	4.8	123	—	17	17	3	3	1
501	7	—	—	43	—	2	—	—	—	—	—	—	—	—	—	—	—	—	—	—	—	—	—	—
502	14	—	—	36	7	4	—	—	—	—	—	—	—	—	—	—	—	—	—	—	—	—	—	—
503	26	—	—	35	—	8	—	—	—	8	—	4.9	34400	—	—	—	—	—	—	—	—	—	—	—
504	29	—	—	41	10	8	—	8	—	7	—	5.6	35400	—	—	—	—	—	—	1	1	—	—	—
505	50	—	—	52	2	15	—	15	—	12	—	4.9	32900	—	1	—	—	—	—	4	4	—	3	—
208	4865	—	1	39	8	1332	38	1268	14	1026	15	5.5	31500	—	264	16	4.3	102	—	202	195	89	77	16
101	682	—	1	35	12	202	—	189	5	161	—	5.7	35100	—	34	—	4.1	117	—	21	21	20	13	2
102#	265	—	—	38	9	72	3	63	1	44	—	5.7	28100	—	25	3	3.9	82	—	14	13	5	4	2
103	122	3	—	36	7	34	—	30	3	23	—	5.3	25500	—	11	—	3.8	76	9	6	6	2	2	—
104	116	—	—	49	7	25	—	23	1	15	—	5.5	30300	—	10	—	3.8	143	—	8	8	—	1	—
105	128	—	—	43	7	32	—	28	3	23	—	5.7	27800	—	9	—	3.0	100	—	8	8	4	2	1
201	1433	—	—	42	5	379	5	368	—	292	2	5.4	34000	—	76	2	4.6	108	—	68	67	19	22	7
202	41	—	—	32	15	12	—	12	—	12	—	6.0	34400	—	—	—	—	—	—	1	1	—	3	—
203	130	—	—	44	1	36	—	36	—	32	—	6.1	38900	—	3	—	—	—	—	1	1	—	3	—
204	29	—	—	52	3	6	—	6	—	6	—	4.7	22500	—	—	—	—	—	—	2	2	—	—	—
301	128	—	—	50	5	30	1	30	—	26	1	5.5	32700	—	2	—	—	—	—	4	4	1	1	—
301	1066	—	1	36	10	306	7	289	1	245	2	5.5	29900	—	50	3	4.2	94	—	38	37	26	20	2
303	242	1	5	35	11	65	7	61	—	49	1	5.1	22300	—	13	4	3.9	53	—	11	10	7	2	1
306	483	—	—	37	12	133	15	133	—	98	9	5.2	27400	—	31	4	4.8	103	—	21	18	5	4	1
209	1615	—	1	41	7	405	22	396	—	312	8	5.6	32700	—	74	10	4.6	98	—	60	56	18	16	6
101#	595	—	—	40	7	157	5	155	—	129	1	5.5	35400	—	15	1	4.5	111	—	22	22	2	3	4
102	15	—	—	20	13	5	—	5	—	3	—	—	—	—	2	—	—	—	—	—	—	—	—	—
103	33	—	—	49	—	8	1	7	—	5	—	6.0	40000	—	3	—	—	—	—	1	1	1	—	—
104	56	—	—	50	4	15	—	15	—	11	—	6.0	39100	—	3	—	—	—	—	1	1	1	1	—
105	21	—	—	33	—	6	—	6	—	4	—	—	—	—	2	—	—	—	—	1	1	—	—	—
106	31	—	—	32	13	9	—	9	—	8	—	5.3	30200	—	1	—	—	—	—	—	—	—	—	—
107	47	—	—	62	—	10	1	10	—	7	—	5.4	29600	—	2	—	—	—	—	1	1	—	1	—
201	177	1	—	44	5	37	—	37	—	25	—	5.5	22600	—	12	—	5.4	98	—	8	8	—	4	—
202	35	—	—	34	14	8	—	8	—	5	—	6.4	—	—	3	—	—	—	—	2	2	2	—	—
203	40	—	—	43	10	10	—	10	—	8	—	5.6	14800	—	2	—	—	—	—	2	2	2	1	—
204	46	—	—	46	4	12	—	12	—	10	—	5.8	18600	—	1	—	—	—	—	1	1	—	1	—
205	199	—	—	31	9	55	9	51	—	37	4	5.5	33000	—	17	5	4.2	131	—	7	4	5	3	1
301	55	—	—	38	9	13	1	11	—	10	1	5.3	—	—	3	—	—	—	—	3	2	—	—	—
303	5	—	—	40	—	3	—	—	—	—	—	—	—	—	—	—	—	—	—	—	—	—	—	—
304	80	—	—	48	10	16	—	16	—	14	—	5.5	36400	—	2	—	—	—	—	5	5	2	1	1
305	180	—	4	46	7	41	3	41	—	36	2	5.5	36800	—	4	—	—	—	—	5	5	2	1	—

Characteristics of Housing Units and Population, by Blocks: 1970—Con.

Honolulu County
Selected Census Tracts

[Data exclude vacant seasonal and vacant migratory housing units. For minimum base for derived figures (percent, average, etc.) and meaning of symbols, see text]

Blocks Within Block Numbering Areas or Census Tracts	Percent of total population					Year-round housing units				Occupied housing units															
	Total population	Negro	In group quarters	Under 18 years	62 years and over	Total	Lacking some or all plumbing facilities	Units in—		Owner				Renter				1.01 or more persons per room		With roomers, boarders, or lodgers					
								One-unit structures	Structures of 10 or more units	Total	Lacking some or all plumbing facilities	Average number of rooms	Average value (dollars)	Percent Negro	Total	Lacking some or all plumbing facilities	Average number of rooms	Average contract rent (dollars)	Percent Negro		Total	With all plumbing facilities			
																							One-person households	With female head of family	
TOTAL	87451	2	8	41	5	21416	1130	15767	916	7234	276	5.1	29500	1	12561	721	4.3	109	3	5291	4888	1480	1392	613	
75.02	69	1	100	-	-	-	-	-	-	-	-	-	-	-	-	-	-	-	-	-	-	-	-	-	-
101	69	1	100	-	-	-	-	-	-	-	-	-	-	-	-	-	-	-	-	-	-	-	-	-	-
77.02	6	-	-	67	-	1	-	-
101	6	-	-	67	-	1	-	-
86.01	727	-	1	44	5	195	29	168	24	6	1	5.2	31500	-	153	10	4.0	44	-	70	63	18	3	4	
101	202	-	-	44	3	42	-	42	-	-	-	-	-	-	41	-	4.7	35	-	15	15	-	1	1	
102	20	-	-	35	15	5	-	5	-	-	-	-	-	-	5	-	3.6	...	-	2	2	-	-	-	
103	100	-	-	35	14	55	24	30	24	-	-	-	-	-	32	6	3.4	29	-	10	7	10	-	1	
105	63	-	13	52	-	11	1	11	-	-	-	-	-	-	10	1	4.1	34	-	6	5	1	-	-	
106	78	-	-	49	1	15	-	14	-	-	-	-	-	-	13	-	4.4	33	-	9	9	-	-	-	
107	45	-	-	51	2	8	-	8	-	-	-	-	-	-	8	-	4.3	35	-	5	5	-	-	-	
108	15	-	-	33	-	4	-	-	-
109	24	-	-	46	13	6	-	6	-	-	-	-	-	-	6	-	4.3	35	-	2	2	-	-	-	
110	11	-	-	27	18	3	-	-	-
904#	61	-	-	39	3	20	3	20	-	4	-	11	2	3.5	86	-	8	6	5	-	1	
910	92	-	-	48	1	19	1	18	-	1	-	17	1	2.9	101	-	11	10	1	2	1	
920	16	-	-	38	-	7	-	7	-	1	-	3	-
89.02	4420	1	-	45	2	1141	-	1027	108	859	-	5.5	34700	1	197	-	4.4	179	3	184	184	27	57	13	
101	561	-	-	47	3	123	-	122	-	92	-	5.3	27200	-	29	-	5.1	162	-	34	34	1	10	3	
102	88	-	-	48	7	19	-	18	-	16	-	5.5	26700	-	3	-	4	4	1	1	-	
103	140	-	-	44	7	31	-	31	-	26	-	5.7	27500	-	4	-	7	7	1	3	-	
104	187	2	-	49	1	39	-	39	-	32	-	5.2	30200	3	6	-	5.3	192	-	14	14	-	2	-	
105	241	2	-	49	3	47	-	47	-	39	-	5.1	28900	-	7	-	5.0	180	14	14	14	-	3	2	
106	186	5	-	39	4	39	-	39	-	29	-	5.2	27100	3	10	-	5.2	159	20	11	11	1	1	-	
107	245	1	-	51	3	49	-	47	-	36	-	5.3	27700	3	12	-	5.4	153	-	15	15	-	3	-	
108	318	2	-	46	3	96	-	57	39	42	-	5.4	28400	-	30	-	4.1	230	3	21	21	2	4	1	
110	180	-	-	57	1	35	-	34	1	28	-	5.4	27700	-	7	-	4.9	196	-	13	13	-	2	1	
111	158	4	-	27	1	68	-	68	-	7	-	3.0	-	-	59	-	3.0	154	3	8	8	11	8	-	
112	8	-	-	-	13	2	-	-
113	1	-	-	-	-	1	-	-
115	192	2	-	45	-	95	-	95	-	50	-	5.6	40200	2	-	-	-	-	-	3	3	1	3	-	
116	121	-	-	36	3	31	-	31	-	30	-	5.9	40400	-	-	-	-	-	-	5	5	-	1	1	
117	186	1	-	45	1	44	-	44	-	43	-	5.9	41200	-	1	-	6	6	-	2	1	
119	1255	1	-	45	2	326	-	324	-	313	-	5.7	39300	1	11	-	5.1	227	-	20	20	7	12	3	
120	228	-	-	41	-	61	-	61	-	54	-	5.7	37500	-	7	-	5.7	279	-	6	6	-	2	-	
121	29	-	-	52	-	7	-	7	-	7	-	5.7	37100	-	-	-	-	-	-	-	-	-	-	-	
122	23	-	-	52	-	4	-	-
901	69	-	-	28	17	22	-	22	-	13	-	6.2	38000	-	5	-	5.0	...	-	1	1	1	-	-	
912	4	-	-	-	-	2	-	-
89.03	240	-	-	41	3	69	11	56	4	27	1	5.0	31200	-	34	9	4.1	67	-	17	11	4	2	1	
901	19	-	-	53	5	10	4	10	-	2	-	3	-	2	1	1	-	-	
902	29	-	-	24	-	13	-	4	-	-	-	-	-	-	11	-	5.4	...	-	-	-	-	-	-	
904	150	-	-	44	4	33	6	33	-	25	-	5.1	33300	-	8	6	3.6	...	-	10	5	2	2	-	
908	42	-	-	38	-	13	1	13	-	-	-	-	-	-	12	1	3.8	...	-	5	5	1	-	1	
90	2783	4	18	45	-	494	-	158	9	1	-	490	-	5.5	142	2	77	77	-	1	1	
901	5	-	-	20	-	1	-	-
902	2778	4	18	45	-	493	-	157	9	-	-	-	-	-	490	-	5.5	142	2	77	77	-	1	1	
91	3410	2	19	34	7	614	4	446	1	220	1	5.0	21900	-	384	2	4.5	67	1	194	192	24	22	22	
101	642	1	11	37	7	112	3	104	-	60	1	4.9	21300	-	46	1	4.3	90	2	47	45	4	2	10	
102	144	-	-	33	10	26	-	26	-	17	-	5.2	21000	-	9	-	4.3	84	-	11	11	-	1	3	
104	161	-	-	34	15	36	1	36	-	22	-	5.0	21000	-	13	1	3.9	90	-	12	12	3	3	1	
105	53	2	30	23	17	14	-	14	-	-	-	-	-	-	13	-	2.9	43	-	3	3	4	-	1	
107	91	-	-	44	12	22	-	22	-	16	-	5.1	20700	-	5	-	4.4	...	-	6	6	1	-	1	
108	228	-	4	40	6	46	-	46	-	22	-	5.1	21400	-	24	-	4.5	96	-	17	17	-	5	1	
110	38	3	-	29	16	10	-	10	-	8	-	5.3	24700	-	2	-	1	1	-	1	-	
111	515	-	3	37	12	111	-	104	-	63	-	5.0	22500	-	47	-	4.0	78	-	41	41	6	5	3	
112	48	-	92	6	15	1	-	-
113	95	7	-	40	7	19	-	19	-	12	-	5.3	25700	-	7	-	4.4	114	14	9	9	1	2	1	
201	50	-	-	42	14	12	-	12	-	-	-	-	-	-	12	-	4.7	36	-	4	4	-	1	-	
203	44	-	-	34	16	13	-	11	-	-	-	-	-	-	13	-	4.6	33	-	2	2	1	-	-	
204	60	-	-	33	12	16	-	13	-	-	-	-	-	-	16	-	4.6	29	-	2	2	1	-	1	
205	72	-	-	38	19	19	-	17	-	-	-	-	-	-	19	-	4.2	31	-	4	4	3	1	-	

Characteristics of Housing Units and Population, by Blocks: 1970—Con.

Honolulu County
Selected Census Tracts

[Data exclude vacant seasonal and vacant migratory housing units. For minimum base for derived figures (percent, average, etc.) and meaning of symbols, see text]

Blocks Within Block Numbering Areas or Census Tracts	Percent of total population					Year-round housing units					Occupied housing units														
	Total population	Negro	In group quarters	Under 18 years	62 years and over	Total	Units in—		Owner			Renter				1.01 or more persons per room		With roomers, boarders, or lodgers							
							Lacking some or all plumbing facilities	Structures of 10 or more units	Lacking some or all plumbing facilities	Average number of rooms	Average value (dollars)	Percent Negro	Lacking some or all plumbing facilities	Average number of rooms	Average contract rent (dollars)	Percent Negro	Total		With all plumbing facilities						
																				One-unit structures	Total	Total	Total	Total	Total
117	44	5	—	48	2	12	—	12	—	5	—	6.0	31000	—	7	—	3.9	121	14	3	3	2	1	—	2
119	74	3	—	34	4	20	—	13	—	13	—	5.3	26900	—	7	—	3.9	155	—	4	4	1	1	—	—
201	548	1	—	46	5	144	1	137	—	90	1	5.5	32600	—	51	—	4.6	146	2	19	19	14	15	—	5
202	120	—	—	41	3	36	—	34	—	22	—	5.2	30100	—	12	—	5.2	177	—	4	4	1	2	—	—
203	87	6	—	48	1	20	—	20	—	17	—	5.8	34400	6	3	—	—	—	—	3	3	—	—	—	—
204	168	1	5	46	5	35	—	35	—	23	—	5.0	27700	4	12	—	4.7	145	—	10	10	—	—	—	—
205	108	—	—	41	7	31	—	31	—	17	—	5.7	33100	—	19	—	4.4	132	—	6	6	—	7	—	1
206	468	2	—	44	3	119	—	111	—	41	—	4.8	28700	—	72	—	4.3	127	3	35	35	2	5	—	3
207	808	—	—	43	5	198	—	198	—	124	—	5.5	32600	—	80	—	4.1	124	—	42	42	10	13	—	1
208	115	9	—	48	8	27	—	27	—	18	—	4.5	26000	—	9	—	4.8	174	22	10	10	1	2	—	—
209	40	—	—	43	—	9	—	9	—	7	—	5.0	27900	—	2	—	—	—	—	1	1	—	—	—	—
210	86	4	—	38	7	24	—	24	—	15	—	6.1	36100	7	9	—	4.6	148	—	2	2	1	1	—	1
211	99	—	—	38	8	28	—	28	—	16	—	5.6	36400	—	11	—	5.4	182	—	1	1	2	—	—	—
212	67	—	—	49	8	19	—	19	—	11	—	5.5	37000	—	7	—	5.1	178	—	2	2	3	3	—	3
301	220	—	—	37	5	62	—	60	—	46	—	5.2	33900	—	16	—	4.1	132	—	8	8	3	4	—	—
302	148	—	5	47	3	34	—	34	—	21	—	5.4	32700	—	13	—	4.4	144	—	8	8	2	4	—	—
310	148	—	—	45	6	34	1	34	—	25	—	5.3	30900	—	8	1	4.3	110	—	7	6	1	—	—	—
311	153	—	—	39	5	37	—	37	—	30	—	5.1	31200	—	7	—	5.3	148	—	3	3	—	1	—	—
93	4875	1	1	38	8	1469	117	809	214	468	7	5.2	25800	—	948	96	3.2	94	2	370	354	191	162	—	19
101	1419	1	1	39	6	465	53	151	94	65	4	5.1	27100	—	377	37	3.2	81	2	125	123	89	63	—	2
102	109	—	—	42	5	31	—	12	—	18	—	4.4	20300	—	13	—	4.6	135	—	6	6	3	1	—	1
103	36	—	—	36	17	12	—	12	—	6	—	5.2	23800	—	2	—	—	—	—	2	2	—	—	—	—
104	60	7	—	47	2	14	—	12	—	10	—	5.2	32900	—	8	—	3.9	119	13	5	5	—	—	—	1
105	115	—	—	38	8	28	—	28	—	20	—	5.0	26100	—	8	—	4.4	124	—	5	5	2	3	—	—
106	91	—	—	40	6	24	—	24	—	14	—	5.6	27900	—	9	—	3.7	121	—	6	6	2	2	—	—
107	32	—	—	31	19	10	—	10	—	10	—	—	—	—	7	—	—	—	—	2	2	1	1	—	—
108	67	—	—	36	8	18	—	18	—	11	—	5.4	22000	—	7	—	4.6	124	—	2	2	1	1	—	—
109	92	—	—	44	5	21	—	19	—	9	—	4.3	22200	—	11	—	4.6	117	—	9	9	—	2	—	—
110	156	1	—	35	2	55	—	19	7	5	—	5.6	—	—	47	—	3.6	105	2	11	11	5	8	—	3
201	73	—	—	25	23	36	22	5	10	3	—	—	—	—	31	21	1.9	51	—	12	8	15	5	—	1
202#	63	3	79	8	78	5	—	—	—	—	—	—	—	—	5	—	4.0	135	20	1	1	1	1	—	—
204	33	—	—	27	15	13	5	3	—	2	—	—	—	—	11	5	2.3	76	—	2	1	6	—	—	—
205	99	—	—	28	6	39	10	8	22	5	—	6.2	—	—	34	10	2.6	99	—	3	2	12	2	—	—
206	108	—	—	19	10	46	14	6	22	6	—	6.7	—	—	38	13	2.4	87	—	6	3	7	3	—	—
208	118	3	—	18	1	57	—	7	33	—	—	—	—	—	51	—	2.7	118	2	9	9	3	2	—	1
209	91	3	—	30	12	32	—	22	—	9	—	4.6	26800	—	21	—	3.0	95	10	12	12	3	5	—	—
210	49	—	—	39	10	13	—	10	—	8	—	6.5	25700	—	5	—	3.6	74	—	2	2	2	1	—	—
211	71	—	—	21	11	22	—	10	—	9	—	5.6	33800	—	13	—	2.9	102	—	3	3	—	—	—	1
213	149	—	—	32	3	54	—	12	23	3	—	—	—	—	49	—	2.3	104	—	30	30	5	7	—	—
301	751	2	—	41	7	180	4	170	—	94	2	5.3	26400	1	84	2	4.2	115	2	50	50	6	20	—	6
302	69	—	—	42	6	17	—	17	—	11	—	5.5	26900	—	4	—	—	—	—	5	5	1	—	—	—
303	211	1	—	46	4	48	—	48	—	39	—	5.4	25500	3	9	—	5.2	164	—	8	8	3	2	—	—
304	88	—	—	57	6	20	—	20	—	16	—	4.6	18200	—	4	—	—	—	—	8	8	2	5	—	—
305	332	—	—	47	5	81	—	75	—	62	—	5.5	25700	—	18	—	4.5	133	—	14	14	2	11	—	—
306	127	—	—	32	9	45	—	29	—	13	—	5.4	29000	—	31	—	3.4	90	—	7	7	7	7	—	—
307	99	—	—	36	16	27	—	24	—	15	—	4.9	25000	—	11	—	4.1	91	—	5	5	1	4	—	—
308	94	2	6	31	10	37	8	11	3	2	—	—	—	—	31	7	2.6	68	3	12	8	5	4	—	1
309	73	—	8	41	4	19	—	8	—	3	—	—	—	—	16	1	3.1	134	—	8	7	4	2	—	2
94	6048	1	—	38	5	1778	27	1155	188	703	5	5.5	32300	—	981	20	3.6	121	3	317	308	118	120	—	32
101	256	2	—	40	7	62	3	55	6	32	3	5.1	25400	—	29	—	4.3	114	7	17	17	3	4	—	1
102	206	—	—	47	2	42	—	42	—	35	—	5.5	30400	—	7	—	5.0	155	—	10	10	—	—	—	—
103	307	—	—	40	7	70	—	67	—	49	—	5.5	35000	—	19	—	4.9	121	—	12	12	3	5	—	—
104	91	4	—	12	3	45	—	7	1	2	—	—	—	—	42	—	2.6	97	5	3	3	8	—	—	
105	350	1	—	32	6	110	4	60	8	23	—	5.2	30200	—	85	4	3.4	93	2	21	19	12	4	—	2
106	472	1	—	34	5	158	—	70	26	25	—	4.8	30400	—	122	—	3.6	110	3	28	28	13	11	—	4
107	264	8	—	39	5	90	2	36	27	14	—	4.4	25100	—	69	2	3.4	126	10	19	18	11	10	—	5
108	118	1	—	29	5	41	—	11	14	5	—	5.2	—	—	36	—	3.2	115	3	6	6	3	3	—	3
109	147	1	—	29	5	52	5	19	7	4	—	—	—	—	47	5	2.9	100	4	14	12	7	5	—	2
110	160	—	—	28	2	83	—	3	31	3	—	—	—	—	54	—	2.9	151	—	13	13	2	3	—	2
111	228	—	—	36	4	91	—	10	44	3	—	—	—	—	65	—	2.6	131	—	34	34	4	5	—	3
112	487	3	—	33	1	166	—	43	24	23	—	5.4	39400	—	135	—	3.4	142	5	28	28	6	7	—	2
201	642	—	—	43	4	156	—	154	—	124	—	5.7	35600	1	31	—	5.1	188	—	27	27	5	14	—	1
202	25	—	—	44	—	6	—	6	—	5	—	6.2	40000	—	1	—	—	—	—	1	1	—	—	—	—
203	125	—	—	42	2	31	—	31	—	23	—	5.6	28800	—	8	—	5.4	149	—	3	3	1	5	—	—
204	113	5	—	38	5	34	8	25	—	17	1	5.2	28200	—	16	7	3.3	88	13	5	2	3	7	—	1
205	80	—	—	39	13	23	—	23	—	18	—														

Characteristics of Housing Units and Population, by Blocks: 1970—Con.

Honolulu County
Selected Census Tracts

[Data exclude vacant seasonal and vacant migratory housing units. For minimum base for derived figures (percent, average, etc.) and meaning of symbols, see text]

Blocks Within Block Numbering Areas or Census Tracts	Percent of total population				Year-round housing units				Occupied housing units																
	Total population	Negro	In group quarters	Under 18 years and over	Total	Lacking some or all plumbing facilities	Units in—		Owner				Renter				1.01 or more persons per room		With all plumbing facilities	One-person households	With female head of family	With roomers, boarders, or lodgers			
							One-unit structures	Structures of 10 or more units	Total	Lacking some or all plumbing facilities	Average number of rooms	Average value (dollars)	Percent Negro	Total	Lacking some or all plumbing facilities	Average number of rooms	Average contract rent (dollars)	Percent Negro					Total	With all plumbing facilities	
																									Structures of 10 or more units
95.02	4901	7	-	48	-	1241	2	132	2	3	1211	2	5.3	122	8	145	144	5	6	3	
901	4901	7	-	48	-	1241	2	132	2	3	1211	2	5.3	122	8	145	144	5	6	3	
95.03	2560	16	100	1	-	8	7	-	8	-	-	-	-	-	8	7	3.5	...	-	3	-	3	-	-	
901	2560	16	100	1	-	8	7	-	8	-	-	-	-	-	8	7	3.5	...	-	3	-	3	-	-	
95.04	1495	4	-	45	1	425	-	218	39	2	392	-	6.3	158	4	12	12	5	4	2	
901	1457	4	-	45	1	385	-	216	1	2	382	-	6.4	118	5	5	5	-	3	2	
902	38	-	-	47	-	40	-	2	38	2	10	-	2.0	313	-	7	7	5	1	-	
95.05	858	10	100	-	-	-	-	-	-	-	-	-	-	-	-	-	-	-	-	-	-	-	-	-	
901	858	10	100	-	-	-	-	-	-	-	-	-	-	-	-	-	-	-	-	-	-	-	-	-	
96.01	4024	2	12	46	3	668	153	541	-	386	85	4.8	11700	-	260	62	4.4	66	2	315	225	45	65	31	
101	544	-	-	52	5	105	12	96	-	46	5	5.2	15200	-	55	6	4.2	73	2	47	41	7	11	5	
102	423	-	-	59	2	74	40	60	-	1	-	73	39	3.8	49	-	47	19	9	12	3	
103	105	-	-	54	8	23	3	8	-	-	-	-	-	-	23	3	3.4	46	-	10	8	4	2	5	
104	29	3	-	7	-	7	-	2	-	-	-	-	-	-	7	-	5.0	77	14	1	1	-	-	6	
105	437	-	-	49	4	76	18	75	-	67	14	5.0	9400	-	8	4	3.4	...	-	40	30	6	12	3	
106	140	-	-	58	1	26	-	26	-	19	-	5.5	24400	-	-	-	...	-	-	13	13	-	-	-	
107	236	-	-	53	4	39	11	39	-	36	8	5.0	10900	-	3	-	...	-	-	22	16	4	4	-	
108	155	-	-	51	5	26	7	26	-	24	6	4.2	8900	-	1	-	...	-	-	20	16	2	3	-	
109	183	-	-	48	2	31	11	30	-	28	10	5.0	9500	-	2	-	...	-	-	17	9	4	1	2	
110	60	-	-	57	7	11	4	10	-	10	3	4.8	17200	-	-	-	...	-	-	6	3	-	4	-	
111	272	-	-	54	4	42	15	42	-	41	14	4.7	9800	-	-	-	...	-	-	25	18	1	5	6	
112	274	2	-	49	3	49	12	49	-	41	7	4.7	10700	2	6	4	4.0	...	-	28	21	5	3	3	
113	125	-	-	45	6	26	10	26	-	25	9	4.7	12000	-	1	-	...	-	-	7	3	2	3	1	
114	69	-	-	44	6	9	2	13	-	13	2	4.5	7300	-	-	-	...	-	-	7	5	5	2	1	
115	56	-	-	57	5	9	2	9	-	9	2	4.4	10100	-	-	-	...	-	-	6	5	5	1	-	
901	740	9	61	18	-	81	1	-	-	79	1	5.5	...	-	79	1	5.5	...	3	2	2	1	-	-	
902	11	-	-	34	9	3	-	-	-	-	-	-	-	-	-	-	-	-	-	6	2	2	1	-	
906	165	-	-	56	4	27	5	27	-	25	4	4.4	12800	-	-	-	...	-	-	16	14	-	2	1	
96.02	9630	1	1	50	4	2188	111	1991	11	791	27	4.8	27300	2	1293	74	4.2	106	2	827	783	150	196	92	
101	318	-	3	46	5	81	-	65	-	19	-	5.2	43800	-	54	-	4.5	178	-	19	19	1	8	4	
102	578	2	-	48	6	136	10	132	-	49	5	4.7	23300	-	85	5	4.1	93	9	52	48	12	14	2	
103	119	-	-	50	2	30	1	27	-	5	-	5.0	...	-	24	1	4.3	100	-	9	8	-	-	4	
104	221	1	-	50	5	56	4	45	10	15	-	4.4	29300	-	37	4	3.7	78	3	22	21	6	2	1	
105	185	-	-	49	2	40	-	40	-	19	-	4.4	20800	-	21	-	4.0	101	-	21	21	6	5	2	
106	159	-	-	63	3	29	-	19	-	9	-	5.2	20000	-	20	-	4.9	76	-	14	14	2	1	2	
107	148	1	5	57	1	28	2	26	-	11	-	5.0	27200	-	16	2	4.2	78	-	14	13	1	4	3	
108	123	3	-	51	6	30	1	30	-	12	-	5.6	27100	-	17	1	3.6	91	6	8	8	2	5	3	
109	187	-	-	56	2	37	-	35	-	14	-	4.9	25400	-	23	-	4.8	90	-	14	14	-	5	3	
110	44	-	-	61	2	8	-	4	-	1	-	7	-	4.7	65	-	5	5	-	1	-	
111	147	1	-	45	10	35	1	27	-	10	1	4.9	24900	-	24	-	4.6	81	-	14	13	5	5	3	
112	3	-	-	...	-	2	-	...	-	...	-	-	...	-	-
113	238	-	-	51	3	57	5	54	-	14	1	4.5	19600	-	41	4	4.1	101	...	22	20	2	4	2	
114	34	-	-	53	3	9	-	9	-	1	-	8	-	3.9	114	-	3	3	1	1	-	
115	69	-	-	61	3	15	-	15	-	8	-	3.8	25800	-	5	-	4.4	106	-	7	7	1	1	-	
116#	111	-	-	55	5	22	-	18	-	7	-	5.1	29600	-	14	-	3.9	122	-	12	12	1	1	1	
117	92	-	-	47	3	21	-	21	-	10	-	4.2	20500	-	10	-	3.9	103	-	11	11	1	1	1	
118#	97	-	-	46	2	19	-	19	-	12	-	4.9	20500	-	7	-	4.7	94	-	7	7	2	2	2	
119#	95	5	-	45	6	26	2	26	-	13	-	4.6	21000	8	9	2	3.2	74	-	9	8	2	1	1	
120#	137	-	-	40	5	31	-	29	-	14	-	4.6	19000	-	15	-	4.2	122	-	11	11	-	4	2	
121	2	-	-	...	-	1	-	...	-	...	-	-	...	-	-
122	670	3	-	44	5	174	-	...	-	...	-	-	...	-	-	
123	136	2	-	46	4	35	5	35	-	86	2	4.5	27000	2	81	3	4.0	128	4	58	55	20	10	5	
124	37	-	-	43	-	12	-	12	-	22	-	4.9	27300	5	12	-	5.3	187	-	9	9	6	3	2	
125	134	-	-	58	2	32	1	30	-	3	-	8	-	5.4	176	-	11	10	3	1	-	
126	99	-	-	51	-	25	-	17	-	11	1	5.3	176	-	11	1	5.3	176	-	11	10	3	3	-	
127	77	-	-	57	4	15	-	15	-	16	-	5.3	27000	-	7	-	5.0	164	-	3	3	3	1	-	
128	51	2	-	51	4	10	-	10	-	9	-	4.9	22600	-	6	-	3.8	145	-	7	7	1	1	-	
129	44	-	-	36	5	13	-	13	-	2	-	2	-	-	4	4	1	2	-	
201	430	2	-	51	6	104	2	96	-	23	2	4.4	41500	4	74	-	3.9	94	3	44	44	9	13	5	
202	31	-	-	48	-	10	-	10	-	6	-	4.2	19800	-	3	-	-	4	4	2	-	-	
203	40	-	-	55	-	9	-	9	-	-	-	-	-	-	9	-	-	4	5	5	2	1	
204	46	7	-	39	9	15	-	15	-	5	-	-	-												

Characteristics of Housing Units and Population, by Blocks: 1970—Con.

Honolulu County
Selected Census Tracts

[Data exclude vacant seasonal and vacant migratory housing units. For minimum base for derived figures (percent, average, etc.) and meaning of symbols, see text]

Blocks Within Block Numbering Areas or Census Tracts	Percent of total population				Year-round housing units					Occupied housing units														
	Total population	Negro	In group quarters	Under 18 years	62 years and over	Total	Lacking some or all plumbing facilities	Units in—		Owner			Renter				1.01 or more persons per room		With roomers, boarders, or lodgers					
								One-unit structures	Structures of 10 or more units	Total	Lacking some or all plumbing facilities	Average number of rooms	Average value (dollars)	Percent Negro	Total	Lacking some or all plumbing facilities	Average number of rooms	Average contract rent (dollars)		Percent Negro	Total	With all plumbing facilities	One-person households	With female head of family
905	745	-	-	47	7	174	3	157	-	67	1	4.7	34300	-	93	1	3.8	87	-	78	77	22	6	7
97	6020	-	1	45	6	1563	167	1322	85	616	47	4.8	31500	-	826	88	3.7	104	1	504	454	156	117	51
101	47	-	-	45	2	12	-	11	-	2	-	4.2	99	-	9	-	4.2	99	-	3	3	1	1	1
102	158	-	-	48	1	53	-	46	-	7	-	4.3	25800	-	30	-	4.2	112	-	9	9	2	3	1
103	14	-	-	36	-	2	-	-	-	-	-	-	-	-	-	-	-	-	-	-	-	-	-	-
104	36	-	-	6	-	15	1	3	-	-	-	-	-	-	14	1	3.9	43	-	1	-	4	-	9
109	160	-	-	42	6	45	-	41	-	19	-	5.4	31100	-	24	-	4.6	171	-	9	9	3	2	1
110	74	-	-	18	20	37	12	14	-	11	2	4.0	25600	-	23	10	2.6	85	-	3	3	13	2	-
111	9	-	-	-	11	2	-	-	-	-	-	-	-	-	-	-	-	-	-	-	-	-	-	-
112	107	-	-	21	7	65	-	10	52	7	-	2.9	-	-	40	-	1.5	139	-	28	28	12	3	4
113	2	-	-	-	-	1	-	-	-	-	-	-	-	-	-	-	-	-	-	-	-	-	-	-
114	142	-	-	44	15	40	2	34	-	5	-	6.2	-	-	35	2	2.4	61	-	16	15	8	3	-
115	23	-	-	57	9	7	4	7	-	2	-	-	-	-	3	-	-	-	-	2	2	1	-	-
116	119	-	-	40	6	31	1	31	-	13	-	4.7	40200	-	18	1	4.1	107	-	8	8	1	2	1
117	111	-	-	48	7	27	4	25	-	9	1	4.9	33200	-	17	2	3.7	117	-	10	10	5	6	-
118	473	1	5	43	5	106	8	101	-	67	3	4.6	28200	-	34	1	4.3	110	3	39	37	7	4	5
119	268	-	-	45	12	61	14	61	-	30	7	4.2	30400	-	30	6	3.2	82	-	24	20	6	6	2
120	199	2	-	50	6	50	9	46	1	25	1	5.1	38500	-	21	6	3.8	118	5	15	14	5	4	-
201	325	-	-	51	7	73	8	71	-	35	4	5.0	33600	-	37	3	3.8	100	3	28	26	4	4	1
202	66	-	-	50	3	18	-	18	-	16	-	5.9	36600	-	-	-	-	-	-	2	2	2	-	-
203	10	-	-	40	-	3	-	-	-	-	-	-	-	-	-	-	-	-	-	-	-	-	-	-
204	-	-	-	-	-	1	-	-	-	-	-	-	-	-	-	-	-	-	-	-	-	-	-	-
205	266	-	-	56	3	49	-	48	-	35	-	5.4	26700	-	14	-	5.0	157	-	21	21	-	2	-
206	98	-	-	45	2	24	-	24	-	19	-	5.3	28400	-	4	-	-	-	-	5	5	2	2	-
207#	74	-	-	42	-	19	-	19	-	14	-	5.4	27900	-	5	-	5.4	169	-	1	1	1	1	1
208	137	-	-	48	5	34	-	34	-	22	-	5.1	29000	-	12	-	5.4	185	-	7	7	2	-	2
210	46	-	-	44	9	9	2	9	-	7	2	5.4	36800	-	2	-	-	-	-	4	4	4	-	-
211	54	-	-	24	20	13	1	13	-	9	1	4.7	24400	-	4	-	-	-	-	4	4	1	-	-
212	144	-	-	35	11	68	13	20	32	11	1	4.5	44300	-	39	10	2.6	151	-	19	18	18	5	3
213	90	-	-	38	9	30	10	24	-	3	-	-	-	-	25	10	3.4	90	-	7	4	6	4	-
214	69	-	-	26	1	31	-	6	-	-	-	-	-	-	28	-	3.8	115	-	5	5	5	5	5
215	132	-	-	44	1	33	-	32	-	11	-	4.9	29400	-	22	-	4.7	154	-	3	3	1	5	2
216	104	1	-	43	3	31	1	31	-	17	-	5.2	27700	-	13	1	5.1	188	8	5	5	4	3	2
901	854	-	1	49	4	211	40	192	-	59	8	4.5	29400	-	132	15	3.7	95	1	81	65	15	15	5
902	904	-	4	49	7	189	19	181	-	75	10	4.6	34900	-	107	8	4.0	75	1	84	73	13	19	3
903	69	1	-	42	6	17	1	17	-	10	-	5.5	43900	-	6	1	3.7	-	-	6	6	2	2	-
904	114	-	-	50	2	25	4	23	-	11	1	4.5	38600	-	12	3	4.4	62	-	11	8	1	2	-
905	185	-	-	45	9	42	7	40	-	23	3	4.6	26400	-	17	4	3.6	57	-	18	14	4	3	1
906	17	-	-	47	-	6	-	4	-	2	-	-	-	-	2	-	-	-	-	-	-	-	-	-
907	275	-	-	44	7	68	5	66	-	30	1	4.6	33200	-	34	3	3.6	65	-	22	22	7	7	-
909	3	-	-	-	-	1	-	-	-	-	-	-	-	-	-	-	-	-	-	-	-	-	-	-
910	42	7	-	29	5	14	1	10	-	3	-	-	-	-	11	-	3.9	95	18	1	-	1	-	1
98	4403	1	1	49	5	1212	52	954	157	313	13	4.9	39700	-	700	28	4.2	128	1	377	358	90	113	56
101	202	-	-	33	5	132	5	44	79	14	-	4.8	40100	-	46	4	3.1	187	-	23	19	9	7	4
102	48	-	-	38	2	12	-	12	-	7	-	5.0	41000	-	4	-	-	-	-	2	2	-	-	1
103	72	-	-	39	4	18	-	16	-	11	-	4.9	32500	-	6	-	5.8	137	-	5	5	3	1	-
104	51	-	-	51	-	17	-	16	-	3	-	-	-	-	9	-	3.9	142	-	4	4	1	1	-
105	176	1	-	27	5	126	3	41	78	14	1	4.5	48900	-	50	1	3.1	234	2	13	11	11	4	11
106	109	-	7	54	-	23	1	22	-	11	1	5.2	34000	-	11	-	5.2	154	-	5	4	2	1	2
107	43	-	-	42	5	15	1	15	-	7	-	4.0	24600	-	6	1	3.8	179	-	2	2	2	1	-
108	183	-	-	44	6	59	2	56	-	25	1	5.1	39300	-	21	-	4.8	151	-	9	9	2	4	3
109	91	-	-	44	8	23	-	23	-	13	1	4.7	31600	-	9	-	4.7	121	-	8	8	1	3	1
110	38	-	-	34	5	14	-	14	-	5	-	5.4	41000	-	6	-	4.5	203	-	2	2	-	-	1
111#	265	-	-	54	5	54	6	51	-	19	3	4.8	45100	-	33	1	4.2	95	-	29	26	2	4	1
112#	102	-	-	56	7	20	2	18	-	9	1	4.6	52500	-	11	1	4.4	82	-	9	8	1	2	-
113	828	-	1	55	4	173	8	158	-	48	3	5.3	38600	-	117	3	4.3	110	1	83	81	15	12	7
114	113	-	-	44	8	28	5	28	-	11	-	5.1	47400	-	14	2	4.2	126	-	10	10	1	3	1
115	119	-	-	32	15	24	2	24	-	10	-	5.2	51300	-	14	2	4.2	90	-	11	11	1	2	3
116	274	-	3	48	7	69	2	65	-	28	1	4.5	38300	-	36	1	4.4	113	-	20	19	9	6	2
117	127	-	-	50	4	31	2	29	-	4	-	-	-	-	25	2	4.1	108	-	10	9	1	6	1
118	443	3	-	49	6	110	1	90	-	22	-	5.0	42000	-	83	1	4.4	112	5	30	30	6	17	6
119	237	-	-	52	4	59	-	48	-	8	-	4.5	41900	-	47	-	4.3	117	2	19	19</			

Characteristics of Housing Units and Population by Blocks: 1970—Con.

Honolulu County
Selected Census Tracts

[Data exclude vacant seasonal and vacant migratory housing units. For minimum base for derived figures (percent, average, etc.) and meaning of symbols, see text]

Blocks Within Block Numbering Areas or Census Tracts	Percent of total population				Year-round housing units				Occupied housing units															
	Total population	Negro	In group quarters	Under 18 years	62 years and over	Total	Units in—		Owner				Renter				1.01 or more persons per room		With all plumbing facilities	One-person households	With female head of family	With roomers, boarders, or lodgers		
							Lacking some or all plumbing facilities	Structures of 10 or more units	Total	Lacking some or all plumbing facilities	Average number of rooms	Average value (dollars)	Percent Negro	Total	Lacking some or all plumbing facilities	Average number of rooms	Average contract rent (dollars)	Percent Negro					Total	With all plumbing facilities
210#	155	-	-	41	7	33	1	31	17	1	4.8	16400	-	16	-	4.6	89	-	12	12	3	3	3	3
211	98	-	-	34	9	24	1	24	18	-	5.5	17900	-	6	1	4.5	-	-	3	3	3	5	2	1
212	84	-	-	29	27	26	2	24	24	1	5.5	27000	-	2	-	-	-	-	3	3	5	5	1	2
213	6	-	-	67	-	1	-	-	-	-	-	-	-	-	-	-	-	-	-	-	-	-	-	-
301	174	-	-	37	12	51	17	21	5	3	5.0	28500	-	44	14	3.9	56	-	13	7	17	7	4	3
302#	168	-	-	35	10	40	1	40	32	1	5.3	24400	-	8	-	5.0	92	-	7	7	1	1	2	3
303	90	-	-	39	12	23	2	23	20	2	5.2	22100	-	3	-	-	-	-	5	5	3	2	-	-
304	36	-	-	33	19	11	-	11	9	-	5.0	27500	-	1	-	-	-	-	2	2	2	2	2	1
305	64	-	-	31	13	22	6	14	9	-	4.8	20300	-	13	6	2.8	53	-	5	4	5	4	2	1
307	291	3	-	39	9	63	2	58	45	2	4.6	17100	2	18	-	5.0	80	-	20	19	7	5	2	1
308	75	-	-	35	17	17	2	17	14	1	4.6	17700	-	3	-	-	-	-	5	5	1	1	2	1
309	69	-	-	38	13	15	-	15	14	-	4.9	16000	-	1	-	-	-	-	6	6	1	1	2	1
310	99	-	-	30	8	28	1	28	26	1	4.8	14600	-	2	-	-	-	-	4	4	1	1	-	-
311	9	-	-	-	11	3	-	-	-	-	-	-	-	-	-	-	-	-	-	-	-	-	-	-
312	41	-	-	34	5	9	-	9	-	-	-	-	-	9	-	4.1	25	-	5	5	1	1	-	-
313	55	-	-	49	6	12	1	12	11	1	4.6	26	-	11	1	4.6	26	-	5	5	4	4	-	-
314	12	-	-	25	8	3	-	-	-	-	-	-	-	-	-	-	-	-	-	-	-	-	-	-
315	6	-	-	67	-	1	-	-	-	-	-	-	-	-	-	-	-	-	-	-	-	-	-	-
316	13	-	-	39	8	3	-	-	-	-	-	-	-	-	-	-	-	-	-	-	-	-	-	-
317	1	-	-	-	-	1	-	-	-	-	-	-	-	-	-	-	-	-	-	-	-	-	-	-
318	24	-	-	38	-	6	1	6	-	-	-	-	-	5	-	4.2	25	-	3	3	-	-	-	-
319	28	-	-	32	11	8	-	8	-	-	-	-	-	8	-	4.8	25	-	1	1	2	2	-	-
320	58	-	-	17	22	12	3	17	16	3	4.4	26	-	16	3	4.4	26	-	2	2	3	3	1	1
321	39	-	-	41	8	9	2	9	9	2	4.1	25	-	2	-	4.1	25	-	5	3	2	2	1	1
322	40	-	-	35	13	11	1	10	11	1	4.0	25	-	11	1	4.0	25	-	4	4	3	3	-	-
323	72	-	-	11	36	6	14	5	14	5	3.7	25	-	14	5	3.7	25	-	8	4	4	4	-	-
324	60	-	-	40	8	14	2	14	14	2	4.7	25	-	14	2	4.7	25	-	4	4	2	2	1	1
325	39	-	-	31	8	12	-	12	11	-	4.4	28	-	11	-	4.4	28	-	2	2	1	1	2	2
901	13	-	-	15	5	5	-	5	5	-	3.6	81	-	5	-	3.6	81	-	4	4	2	2	2	2
902	384	-	-	39	3	188	-	118	25	-	4.7	43100	-	101	-	4.0	193	-	21	21	16	24	3	3
903#	15	-	-	13	-	10	-	10	-	-	-	-	-	5	-	3.0	184	-	2	2	-	1	-	-
904	4	-	-	-	-	3	-	-	-	-	-	-	-	-	-	-	-	-	-	-	-	-	-	-
914	19	-	-	53	5	8	-	8	-	-	-	-	-	5	-	4.6	-	-	2	2	1	-	-	-
917#	26	-	-	19	39	9	3	8	8	3	5.0	25	-	8	3	5.0	25	-	2	-	2	-	3	-
918	2	-	-	-	-	2	-	-	-	-	-	-	-	-	-	-	-	-	-	-	-	-	-	-
919	9	-	-	67	11	1	-	-	-	-	-	-	-	-	-	-	-	-	-	-	-	-	-	-
922	10	-	-	40	-	2	-	-	-	-	-	-	-	-	-	-	-	-	-	-	-	-	-	-
99.02	2817	1	1	43	9	731	89	618	218	3	5.2	29200	-	474	78	4.0	88	1	222	198	77	61	13	13
101	25	-	-	32	4	8	-	8	-	-	-	-	-	7	-	4.3	65	-	3	3	2	2	-	-
102	48	-	-	52	4	12	-	12	-	-	-	-	-	11	-	4.2	112	-	4	4	-	2	-	-
103	4	-	-	-	-	1	-	-	-	-	-	-	-	-	-	-	-	-	-	-	-	-	-	-
104	97	-	-	47	3	25	-	25	13	-	5.2	23400	-	11	-	5.2	156	-	5	5	1	1	-	-
105	64	-	-	39	9	16	-	16	8	-	5.4	34400	-	7	-	5.1	133	-	2	2	1	1	-	-
106	171	-	-	36	5	58	1	43	20	-	5.6	30300	-	28	-	4.5	177	-	7	7	4	4	-	-
107	18	-	-	33	22	8	-	8	-	-	-	-	-	6	1	4.2	48	-	1	1	2	2	-	-
108	26	-	-	69	7	10	-	10	-	-	-	-	-	4	-	-	-	-	4	4	1	1	-	-
109	31	-	-	42	7	10	-	10	7	-	5.1	30700	-	2	-	-	-	-	1	1	2	2	-	-
110	910	1	1	43	7	234	19	200	78	2	5.1	27300	-	148	13	4.0	79	1	75	67	25	18	3	3
112	167	-	-	38	19	50	21	32	13	-	5.8	32100	-	36	21	2.8	55	-	11	7	17	4	2	2
113	140	-	-	46	8	39	5	35	11	-	4.5	24600	-	25	5	3.8	64	-	19	16	2	4	4	4
114	97	-	-	55	6	23	2	16	2	-	-	-	-	21	2	4.0	85	-	8	7	3	6	1	1
201	55	-	-	38	13	18	7	16	3	-	-	-	-	13	6	3.7	89	-	6	5	3	2	-	-
202	92	-	-	45	20	21	7	20	2	-	-	-	-	19	6	3.3	-	-	12	10	-	-	-	-
203	44	-	-	39	23	11	5	10	3	-	-	-	-	8	5	3.9	41	-	3	2	1	1	-	-
204	208	4	-	45	16	56	16	40	3	-	-	-	-	50	16	3.8	79	2	18	16	8	6	3	3
205	53	-	-	59	2	10	1	10	1	-	-	-	-	9	1	4.1	67	-	6	5	2	2	3	3
206	336	-	-	49	5	72	4	60	24	-	5.0	26300	-	46	2	4.4	113	2	25	24	2	7	1	1
207#	103	-	-	33	12	25	-	23	20	-	5.5	32100	-	5	-	4.8	120	-	5	5	1	-	-	-
208	29	-	-	21	17	8	-	7	7	-	6.7	32700	-	1	-	-	-	-	-	-	-	1	-	-
209	53	-	-	43	9	13	-	13	-	-	-	-	-	12	-	4.4	25	-	6	6	2	-	-	-
210	26	-	-	42	8	6	-	6	2	-	-	-	-	4	-	-	-	-	-	-	-	1	-	-
100	1825	-	4	37	8	515	38	446	149	4	5.3	35400	-	314	34	4.1	101	-	105	95	49	23	12	12
101	55	-	-	31	7	24	4	22	3	-	-	-	-	13	4	3.6	178	-	5	1	2	2	1	1
102	63	-	-	30	5	26	2																	

Characteristics of Housing Units and Population, by Blocks: 1970—Con.

Honolulu County
Selected Census Tracts

[Data exclude vacant seasonal and vacant migratory housing units. For minimum base for derived figures (percent, average, etc.) and meaning of symbols, see text]

Blocks Within Block Numbering Areas or Census Tracts	Percent of total population				Year-round housing units				Occupied housing units															
	Total population	Negro	In group quarters	Under 18 years and over	Total	Lacking same or all plumbing facilities	Units in—		Owner				Renter				1.01 or more persons per room		One-person households	With female head of family	With roomers, boarders, or lodgers			
							Structures of 10 or more units	One-unit structures	Total	Lacking same or all plumbing facilities	Average number of rooms	Average value (dollars)	Percent Negro	Total	Lacking same or all plumbing facilities	Average number of rooms	Average contract rent (dollars)	Percent Negro				Total	With all plumbing facilities	
101	3497	—	3	35	9	1115	65	1051	—	251	3	4.7	34100	1	693	54	4.1	91	—	235	226	131	49	105
102	27	—	—	56	4	5	—	5	—	—	—	—	—	—	5	—	5.0	—	—	2	2	1	1	—
103	65	—	—	49	5	13	—	13	—	—	—	—	—	—	13	—	4.8	36	—	5	5	1	—	—
104	27	—	—	26	—	2	—	6	—	—	—	—	—	—	6	—	4.5	33	—	2	2	—	—	—
105	4	—	—	—	—	2	—	—	—	—	—	—	—	—	—	—	—	—	—	—	—	—	—	—
106	14	—	—	50	—	2	—	—	—	—	—	—	—	—	—	—	—	—	—	—	—	—	—	—
107	8	—	—	13	25	2	—	—	—	—	—	—	—	—	—	—	—	—	—	—	—	—	—	—
108	4	—	—	—	—	2	—	—	—	—	—	—	—	—	—	—	—	—	—	—	—	—	—	—
109	7	—	—	—	—	2	—	—	—	—	—	—	—	—	—	—	—	—	—	—	—	—	—	—
110#	44	—	—	46	14	10	1	10	—	—	—	—	—	—	10	1	4.2	25	—	3	3	—	—	—
111#	34	—	—	29	32	9	2	9	—	—	—	—	—	—	9	2	4.0	27	—	2	1	3	—	—
112	5	—	—	—	100	3	—	—	—	—	—	—	—	—	—	—	—	—	—	—	—	—	—	—
113#	19	—	—	11	21	7	3	7	—	—	—	—	—	—	7	3	4.0	26	—	1	—	1	—	1
114#	21	—	—	43	19	7	1	7	—	2	—	—	—	—	5	1	4.0	90	—	2	2	3	—	—
115#	21	—	—	24	29	7	2	5	—	—	—	—	—	—	7	2	3.7	32	—	2	2	2	—	1
116#	16	—	—	13	19	5	2	5	—	—	—	—	—	—	5	2	3.8	25	—	1	1	1	—	—
117	10	—	—	20	30	4	—	—	—	—	—	—	—	—	—	—	—	—	—	—	—	—	—	—
118	26	—	—	39	12	6	1	6	—	—	—	—	—	—	6	1	3.8	25	—	3	2	—	—	—
119#	13	—	—	15	39	7	3	7	—	—	—	—	—	—	6	2	3.5	25	—	3	—	1	—	1
120#	27	—	—	41	7	6	—	6	—	—	—	—	—	—	6	—	3.5	29	—	3	3	—	—	—
121	3	—	—	—	—	2	—	—	—	—	—	—	—	—	—	—	—	—	—	—	—	—	—	—
122#	18	—	—	33	17	5	1	5	—	—	—	—	—	—	5	1	4.2	25	—	1	—	—	—	—
123	27	—	—	30	15	7	1	7	—	—	—	—	—	—	7	1	4.1	25	—	3	3	1	—	—
124	14	—	—	36	29	5	—	5	—	—	—	—	—	—	5	—	4.6	—	—	1	1	1	—	—
125#	23	—	—	26	13	6	2	6	—	—	—	—	—	—	6	2	4.0	25	—	2	2	1	—	—
126	5	—	—	—	60	3	—	—	—	—	—	—	—	—	—	—	—	—	—	—	—	—	—	—
127	2	—	—	—	—	1	—	—	—	—	—	—	—	—	—	—	—	—	—	—	—	—	—	—
128	9	—	—	—	33	3	—	—	—	—	—	—	—	—	—	—	—	—	—	—	—	—	—	—
129	47	—	—	19	32	20	2	20	—	—	—	—	—	—	20	2	4.0	35	—	1	1	4	—	—
130#	66	—	—	42	18	18	2	18	—	1	—	—	—	—	17	2	4.6	28	—	5	4	2	1	1
131	—	—	—	—	—	—	—	—	—	—	—	—	—	—	—	—	—	—	—	—	—	—	—	—
132	7	—	—	43	—	2	—	—	—	—	—	—	—	—	—	—	—	—	—	—	—	—	—	—
133	47	—	—	36	15	12	—	12	—	—	—	—	—	—	—	—	4.6	25	—	4	4	1	—	—
134	29	—	—	59	7	1	—	—	—	—	—	—	—	—	—	—	—	—	—	—	—	—	—	—
135	3	—	—	—	—	4	—	—	—	—	—	—	—	—	—	—	—	—	—	—	—	—	—	—
136	26	—	—	42	12	6	2	6	—	—	—	—	—	—	6	2	4.3	25	—	2	1	—	1	—
137	41	—	—	24	7	12	4	12	—	—	—	—	—	—	12	4	4.5	32	—	2	2	2	—	1
138	8	—	—	10	25	3	—	—	—	—	—	—	—	—	—	—	—	—	—	—	—	—	—	—
139#	10	—	—	10	50	3	—	3	—	—	—	—	—	—	—	—	—	—	—	—	—	—	—	—
140	17	—	—	59	6	2	—	—	—	—	—	—	—	—	—	—	—	—	—	—	—	—	—	—
141	44	—	—	50	2	9	—	9	—	—	—	—	—	—	9	—	4.9	36	—	2	2	1	—	—
142	40	—	—	23	5	14	—	6	—	—	—	—	—	—	14	—	4.9	60	—	2	2	3	1	4
143#	27	—	—	38	—	3	—	3	—	—	—	—	—	—	5	—	5.4	45	—	2	2	—	—	—
144	8	—	—	—	—	2	—	—	—	—	—	—	—	—	—	—	—	—	—	—	—	—	—	—
145	4	—	—	—	—	9	—	9	—	1	—	—	—	—	8	—	5.6	65	—	2	2	1	1	1
146	41	—	—	44	—	2	—	—	—	—	—	—	—	—	—	—	—	—	—	—	—	—	—	—
147	16	—	—	13	19	6	1	6	—	—	—	—	—	—	6	1	3.7	41	—	4	1	2	—	—
201	95	1	57	25	21	19	2	18	—	—	—	—	—	—	8	2	3.5	63	—	1	4	1	1	—
202	8	—	—	38	—	3	—	—	—	—	—	—	—	—	—	—	—	—	—	—	—	—	—	—
203	177	2	8	27	7	63	1	62	—	17	—	4.7	32300	6	39	1	3.7	143	—	9	9	13	2	14
204	96	—	—	38	5	38	—	38	—	10	1	5.1	26800	—	18	—	3.7	100	—	7	7	8	3	1
206	195	1	6	32	6	62	—	58	—	19	—	4.5	37500	—	36	—	4.0	131	—	9	9	8	7	9
210	121	—	—	31	3	57	1	50	—	9	—	4.7	48200	—	32	—	4.1	159	—	6	6	9	—	8
212	21	—	—	29	—	12	—	11	—	3	—	—	—	—	4	—	—	—	—	1	1	2	—	2
213	6	—	—	67	—	1	—	—	—	—	—	—	—	—	—	—	—	—	—	—	—	—	—	—
215	205	2	—	31	2	80	1	64	—	11	—	5.6	41200	—	56	1	3.5	140	2	12	12	10	5	10
216	5	—	—	60	—	1	—	—	—	—	—	—	—	—	—	—	—	—	—	—	—	—	—	—
217	120	2	—	28	3	47	—	35	—	8	—	4.4	28000	—	30	—	3.4	115	3	9	9	3	2	9
218	110	—	—	35	6	42	2	42	—	17	—	4.8	41900	—	15	—	4.1	103	—	6	6	6	—	6
219	4	—	—	—	—	3	—	—	—	—	—	—	—	—	—	—	—	—	—	—	—	—	—	—
220	4	—	—	—	—	3	—	—	—	—	—	—	—	—	—	—	—	—	—	—	—	—	—	—
221	162	—	9	35	12	47	6	45	—	18	1	4.9	38700	—	22	4	4.2	131	—	13	13	5	3	

Characteristics of Housing Units and Population, by Blocks: 1970—Con.

Honolulu County
Selected Census Tracts

[Data exclude vacant seasonal and vacant migratory housing units. For minimum base for derived figures (percent, average, etc.) and meaning of symbols, see text]

Blocks
Within
Block
Number-
ing
Areas
or
Census
Tracts

Blocks Within Block Number- ing Areas or Census Tracts	Percent of total population				Year-round housing units				Occupied housing units															
	Total popu- lation	Negro	In group quar- ters	Un- der 18 years and over	Total	Lack- ing some or all plumb- ing facili- ties	Units in—		Owner				Renter				1.01 or more persons per room		With all plumb- ing facili- ties	One- person house- holds	With female head of family	With room- ers, board- ers, or lodg- ers		
							Struct- ures of 10 or more units	One- unit struc- tures	Total	Lack- ing some or all plumb- ing facili- ties	Aver- age num- ber of rooms	Aver- age value (dol- lars)	Per- cent Negro	Total	Lack- ing some or all plumb- ing facili- ties	Aver- age num- ber of rooms	Aver- age con- tract rent (dol- lars)	Per- cent Negro					Total	With all plumb- ing facili- ties
113	112	-	-	54	2	21	4	19	-	8	-	4.4	26900	-	13	4	3.8	81	-	11	7	1	3	1
114	9	-	-	33	11	3	-	-	-	-	-	-	-	-	-	-	-	-	-	-	-	-	-	-
115	30	-	-	17	13	19	-	19	-	5	-	4.4	28500	-	7	-	4.6	217	-	-	-	2	2	5
116	145	4	-	46	7	46	2	43	-	17	1	4.2	18900	-	17	1	4.4	123	6	13	13	3	4	1
117	155	1	-	34	10	82	4	75	-	14	-	4.4	24500	-	31	2	3.2	108	-	14	14	2	6	2
202	121	-	-	36	21	47	-	44	-	20	-	4.8	39400	-	20	-	4.1	101	-	6	6	6	4	4
203	286	-	-	41	6	84	3	82	-	44	1	4.3	27800	-	32	1	4.1	129	-	22	22	7	6	1
204	50	-	-	36	10	13	-	13	-	8	-	4.9	20200	-	2	-	-	-	-	3	3	1	-	-
205	23	-	-	26	22	23	-	23	-	7	-	4.1	36800	-	1	-	-	-	-	1	1	1	1	1
206	28	-	-	46	7	8	-	8	-	5	-	4.8	21800	-	3	-	-	-	-	1	1	-	2	-
207	40	-	-	40	5	11	1	11	-	6	1	3.7	25800	-	4	-	-	-	-	4	3	2	-	-
208	13	-	-	31	23	5	1	4	-	2	-	-	-	-	2	-	-	-	-	-	-	-	-	-
209	61	-	-	38	7	19	-	19	-	8	-	5.0	20200	-	7	-	4.6	117	-	3	3	1	2	1
210	56	-	-	43	5	14	-	14	-	5	-	4.0	22500	-	8	-	4.1	132	-	3	3	1	1	1
211	170	-	-	47	3	43	-	39	-	16	-	4.4	27600	-	23	-	3.6	120	-	17	17	2	6	3
901	410	2	-	49	8	148	35	141	-	27	5	4.9	19800	-	64	17	4.1	89	2	35	24	15	9	1
902	5	-	-	60	-	1	-	-	-	-	-	-	-	-	-	-	-	-	-	-	-	-	-	-
903	219	-	-	37	6	86	3	82	-	21	1	4.7	39400	-	36	1	4.0	132	-	16	16	5	3	3
904	59	-	-	31	9	48	-	46	-	11	-	4.9	60000	-	8	-	3.6	250	-	4	4	4	1	3
905	9	-	-	11	33	5	1	5	-	3	-	-	-	-	1	-	-	-	-	-	-	-	-	-
906	12	-	-	25	8	2	-	-	-	-	-	-	-	-	-	-	-	-	-	-	-	-	-	-
102.02	3810	-	20	38	4	746	47	656	8	296	34	5.1	24100	-	348	13	4.3	125	1	255	222	49	49	39
101†	†	†	†	†	†	†	†	†	†	†	†	†	†	†	†	†	†	†	†	†	†	†	†	†
102	38	-	-	47	5	15	1	12	-	2	-	-	-	-	8	1	3.9	156	-	4	3	2	1	1
103	46	-	-	54	1	6	-	5	-	5	-	5.0	8700	-	1	-	-	-	-	4	3	-	-	-
104†	†	†	†	†	†	†	†	†	†	†	†	†	†	†	†	†	†	†	†	†	†	†	†	†
105	107	-	-	50	4	20	4	19	-	10	2	4.5	18000	-	10	2	3.7	89	-	11	9	†	†	†
107	87	-	-	32	14	17	2	14	-	6	1	5.0	11300	-	11	1	4.7	129	-	7	6	1	1	-
108	71	-	-	48	3	11	4	11	-	10	4	4.6	12300	-	1	-	-	-	-	7	4	-	-	-
109	16	-	-	56	3	3	-	-	-	-	-	-	-	-	-	-	-	-	-	-	-	-	-	-
110	7	-	-	14	29	-	-	-	-	-	-	-	-	-	-	-	-	-	-	-	-	-	-	-
111	101	-	-	47	3	21	2	19	-	13	2	4.8	16100	-	8	-	4.3	109	-	8	7	2	3	1
112	109	-	-	60	4	15	5	14	-	14	5	5.4	13100	-	1	-	-	-	-	11	6	-	3	1
113	90	-	-	32	2	16	3	15	-	12	3	4.3	10100	-	4	-	-	-	-	12	9	-	2	-
114	41	-	-	5	10	8	4	5	-	5	2	6.4	23000	-	3	-	-	-	-	3	2	-	2	-
116	30	-	-	46	3	4	-	-	-	-	-	-	-	-	-	-	-	-	-	-	-	-	-	-
117	71	-	-	73	7	14	2	10	-	6	-	-	-	-	8	2	4.4	120	-	-	-	-	-	-
118	88	-	-	55	9	15	2	14	-	13	2	5.6	27100	-	2	-	-	-	-	7	6	1	3	3
119#	68	-	-	9	4	12	-	9	-	6	-	5.3	-	-	2	-	-	-	6	5	1	1	1	
120	8	-	-	38	-	2	-	-	-	-	-	-	-	-	6	-	3.5	121	-	7	7	-	-	-
121	14	-	-	50	7	3	-	-	-	-	-	-	-	-	-	-	-	-	-	-	-	-	-	-
122	144	-	-	46	6	27	4	24	-	15	1	5.1	13400	-	12	3	3.8	123	-	13	9	2	2	7
123#	210	-	-	48	5	37	5	36	-	31	5	5.4	19900	-	6	-	4.2	125	-	20	16	3	4	3
124	42	-	-	40	-	19	-	6	5	-	-	-	-	-	19	-	3.2	83	-	6	6	3	1	2
205	789	-	95	2	-	14	1	8	3	-	-	-	-	-	13	1	3.2	-	-	7	6	1	1	-
207	181	-	-	51	3	34	-	32	-	5	-	5.8	-	-	28	-	5.4	136	-	16	16	-	1	3
208	177	-	-	57	2	34	-	29	-	14	-	7.4	44800	-	20	-	5.0	158	-	10	10	-	6	3
209	75	-	-	61	3	12	-	11	-	9	2	4.9	16700	-	3	-	-	-	-	8	6	1	2	-
210#	35	-	-	43	9	7	-	7	-	1	-	-	-	-	6	-	4.7	105	-	2	2	-	-	3
214#	34	-	-	44	6	8	1	7	-	2	-	-	-	-	5	-	3.2	87	-	3	2	1	-	3
215	310	2	-	42	8	101	-	88	-	26	-	4.8	40400	4	58	-	4.3	146	2	20	20	14	3	4
216†	†	†	†	†	†	†	†	†	†	†	†	†	†	†	†	†	†	†	†	†	†	†	†	†
217#	90	-	-	40	3	37	-	36	-	4	-	-	-	-	17	-	4.2	97	-	8	8	1	1	2
218	73	-	-	56	10	26	-	18	-	5	-	4.0	26000	-	13	-	3.2	83	-	8	8	5	2	2
219	141	4	-	43	2	53	-	46	-	10	-	4.7	27100	-	27	-	4.2	123	7	12	12	4	2	1
220	51	-	-	37	18	19	-	18	-	8	-	4.8	25500	-	7	-	4.4	125	-	3	3	-	-	-
901†	†	†	†	†	†	†	†	†	†	†	†	†	†	†	†	†	†	†	†	†	†	†	†	†
902†	†	†	†	†	†	†	†	†	†	†	†	†	†	†	†	†	†	†	†	†	†	†	†	†
103.01	826	-	-	42	9	229	46	222	-	65	9	4.8	32900	-	133	35	4.0	83	-	75	58	33	15	3
901	425	-	-	34	12	149	24	145	-	53	8	4.6	31700	-	69	15	4.0	102	-	31	26	24	8	3
902	401	-	-	50	5	80	22	77	-	12	1	5.5	39600	-	64	20	4.0	60	-	44	32	9	7	-
105.01	24	-	-	33	-	7	1	3	-	-	-	-	-	-	7	1	3.3	-	-	3	2	-	-	2
901	8	-	-	50	-	-	-	-	-	-	-	-	-	-	-	-	-	-	-	-	-	-	-	-
902	-	-	-	-	-	-	-	-	-	-	-	-	-	-	-	-	-	-	-	-	-	-	-	-
903	16	-	-	25	-	5	1	1	-	-	-	-	-	-	5	1	3.0	-	-	2	1	-	-	2

Characteristics of Housing Units and Population, by Blocks: 1970—Con.

Maui County
Lahaina

[Data exclude vacant seasonal and vacant migratory housing units. For minimum base for derived figures (percent, average, etc.) and meaning of symbols, see text]

Blocks Within Block Numbering Areas or Census Tracts	Percent of total population				Year-round housing units				Occupied housing units															
	Total population	Negro	In group quarters	Under 18 years and over	Total	Lacking some or all plumbing facilities	Units in —		Owner				Renter				1.01 or more persons per room		One-person households	With female head of family	With roomers, boarders, or lodgers			
							Structures of 10 or more units	One-unit structures	Total	Lacking some or all plumbing facilities	Average number of rooms	Average value (dollars)	Percent Negro	Total	Lacking some or all plumbing facilities	Average number of rooms	Average contract rent (dollars)	Percent Negro				Total	With all plumbing facilities	
CITY	3718	—	1	34	11	1129	174	961	18	602	26	4.9	32200	—	482	136	3.7	99	—	223	189	148	84	66
314	3718	—	1	34	11	1129	174	961	18	602	26	4.9	32200	—	482	136	3.7	99	—	223	189	148	84	66
101	138	—	—	34	9	42	—	42	—	34	—	5.6	52700	—	8	—	4.4	226	—	4	4	3	2	—
102	101	—	—	32	5	32	—	28	—	23	—	4.8	53200	—	8	—	4.5	212	—	4	4	3	—	—
103	107	—	—	39	10	29	1	29	—	22	1	5.1	48100	—	6	—	5.8	—	—	3	3	2	4	1
105	41	—	—	37	12	12	1	12	—	9	—	5.8	45000	—	3	—	—	—	—	1	1	1	1	1
106	97	—	—	38	7	29	1	29	—	17	—	5.0	39900	—	11	1	4.4	195	—	3	3	3	1	—
107	193	—	—	39	7	56	19	56	—	14	—	4.9	47800	—	40	17	3.4	70	—	17	12	7	2	3
109	68	—	—	46	7	14	—	14	—	11	—	4.5	32500	—	3	—	—	—	—	6	6	1	3	1
110	152	—	—	31	10	58	27	32	—	19	1	4.4	36600	—	35	23	2.7	74	—	13	9	20	3	2
111	4	—	—	—	—	2	—	—	—	—	—	—	—	—	—	—	—	—	—	—	—	—	—	—
112#	39	—	—	44	13	9	—	9	—	—	—	—	—	—	9	—	3.9	97	—	4	4	1	4	—
113	61	—	—	39	2	16	2	16	—	7	1	4.7	57500	—	8	1	5.9	198	—	3	3	—	1	—
114	15	—	—	33	20	1	—	—	—	—	—	—	—	—	—	—	—	—	—	—	—	—	—	—
116	2	—	—	—	—	1	—	—	—	—	—	—	—	—	—	—	—	—	—	—	—	—	—	—
202	182	—	—	30	10	66	19	50	—	39	1	4.7	17800	—	19	12	2.3	72	—	18	12	10	4	1
203	21	—	—	14	10	8	—	8	—	8	—	4.6	10300	—	—	—	—	—	—	—	—	—	—	—
204	21	—	—	24	14	8	—	8	—	5	1	4.8	13000	—	3	—	—	—	—	—	—	1	—	—
205	22	—	—	27	18	6	1	5	—	5	1	4.2	17800	—	1	—	—	—	—	2	2	—	1	—
206	29	—	—	52	7	6	—	6	—	4	—	—	—	—	2	—	—	—	—	2	2	—	—	—
208	125	—	—	38	11	32	3	29	—	26	1	4.7	19500	—	6	2	5.2	—	—	7	7	3	1	2
209	8	—	—	38	25	2	—	—	—	—	—	—	—	—	—	—	—	—	—	—	—	—	—	—
210	39	—	—	21	31	14	—	14	—	13	1	4.4	12200	—	1	—	—	—	—	1	1	3	2	—
211	135	—	—	37	10	35	—	35	—	31	—	4.9	23100	—	4	—	—	—	—	5	5	1	2	1
212	54	—	—	35	9	16	1	14	—	14	—	5.1	29400	—	1	—	—	—	—	2	2	1	—	—
213	38	—	—	34	18	12	—	12	—	12	—	4.8	22500	—	—	—	—	—	—	1	1	4	1	—
214	67	—	—	37	15	21	3	21	—	12	3	5.0	23000	—	7	—	4.6	42	—	3	3	3	1	—
215	17	—	—	24	12	7	—	7	—	6	—	5.0	23100	—	1	—	—	—	—	—	—	1	—	—
217	1	—	—	—	—	1	—	—	—	—	—	—	—	—	—	—	—	—	—	—	—	—	—	—
218	122	—	—	31	8	31	—	31	—	29	—	5.1	26800	—	2	—	—	—	—	7	7	3	1	—
219	102	—	—	34	6	24	1	24	—	23	—	5.1	25700	—	1	—	—	—	—	5	5	1	2	1
220	81	—	—	36	7	19	—	19	—	19	—	4.6	24600	—	—	—	—	—	—	5	5	—	1	—
301	126	—	—	66	5	23	1	6	—	2	—	—	—	—	21	1	4.0	69	—	15	14	—	10	—
302	50	—	—	38	8	12	—	12	—	10	—	5.5	24600	—	2	—	—	—	—	2	2	—	—	1
303	141	—	—	25	11	50	18	40	—	13	—	4.5	25800	—	37	18	3.3	67	—	8	6	9	10	10
304	37	—	—	19	19	12	2	12	—	12	2	5.3	25000	—	—	—	—	—	—	1	1	2	—	—
305	59	—	—	19	12	23	4	13	—	4	—	—	—	—	19	3	3.5	130	—	1	—	4	3	5
306	117	—	—	16	21	58	24	21	—	12	—	4.0	30800	—	45	24	2.1	84	—	12	9	27	3	7
307	7	—	—	14	14	2	—	—	—	—	—	—	—	—	—	—	—	—	—	—	—	—	—	—
308	2	—	—	—	—	—	—	—	—	—	—	—	—	—	—	—	—	—	—	—	—	—	—	—
309	3	—	—	—	—	1	—	—	—	—	—	—	—	—	—	—	—	—	—	—	—	—	—	—
311	18	11	—	17	11	7	2	6	—	3	—	—	—	—	4	—	—	—	—	1	1	2	—	1
312	26	—	—	27	19	7	—	6	—	3	—	—	—	—	4	—	—	—	—	1	1	—	—	—
313	74	—	—	35	4	18	5	17	—	—	—	—	—	—	18	5	4.0	34	—	8	5	—	1	3
314	17	—	—	12	6	8	—	6	—	5	—	4.4	17000	—	2	—	—	—	—	—	—	—	—	—
315	190	—	—	4	35	53	1	50	1	27	1	4.5	38500	—	26	—	4.1	165	—	12	12	6	2	4
318	134	1	—	24	38	48	—	31	15	11	—	5.4	60000	—	17	—	5.8	121	—	3	3	—	3	3
401	76	—	—	21	15	28	7	22	—	9	1	5.1	36300	—	18	6	3.6	106	—	4	1	5	4	7
402	93	—	—	30	11	28	6	27	—	10	2	4.6	25900	—	18	4	3.7	58	—	9	9	3	4	3
403	111	—	—	37	15	28	6	25	—	14	2	5.1	22400	—	14	4	3.9	57	—	9	8	3	1	1
404	53	—	—	28	13	16	1	12	—	9	1	5.1	26600	—	7	—	3.9	124	—	2	2	3	1	—
406	5	—	—	—	40	2	—	—	—	—	—	—	—	—	—	—	—	—	—	—	—	—	—	—
408	30	—	—	17	27	13	2	10	—	9	1	5.7	51300	—	3	—	—	—	—	—	—	—	—	—
409	37	—	—	30	19	11	2	11	—	6	—	4.5	39800	—	5	2	3.6	—	—	2	1	2	1	1
410	57	—	—	40	11	17	2	17	—	7	—	4.6	41100	—	10	2	4.4	53	—	3	3	4	1	1
411	98	—	—	38	10	27	3	27	—	12	—	4.9	29400	—	14	3	4.4	79	—	7	7	1	1	2
414	41	—	—	20	24	14	1	14	—	7	1	5.1	41600	—	7	—	3.9	232	—	2	1	—	—	1
415	19	—	—	63	3	3	—	—	—	—	—	—	—	—	3	—	—	—	—	—	—	—	—	—
416	14	—	—	7	7	6	—	6	—	3	—	—	—	—	3	—	—	—	—	1	—	—	—	—
418	1	—	—	—	—	1	—	—	—	—	—	—	—	—	—	—	—	—	—	—	—	—	—	—

Characteristics of Housing Units and Population, by Blocks: 1970—Con.

Maui County
Wailuku

[Data exclude vacant seasonal and vacant migratory housing units. For minimum base for derived figures (percent, average, etc.) and meaning of symbols, see text]

Blocks Within Block Numbering Areas or Census Tracts	Percent of total population				Year-round housing units				Occupied housing units															
	Total population	Negro	In group quarters	Under 18 years and over	Total	Lacking some or all plumbing facilities	Units in—		Owner				Renter				1.01 or more persons per room		One-person households	With female head of family	With roomers, boarders, or lodgers			
							One-unit structures	Structures of 10 or more units	Total	Lacking some or all plumbing facilities	Average number of rooms	Average value (dollars)	Percent Negro	Total	Lacking some or all plumbing facilities	Average number of rooms	Average contract rent (dollars)	Percent Negro				Total	With all plumbing facilities	
																								Structures of 10 or more units
CITY	7979	-	2	35	13	2480	184	2052	190	1350	38	5.3	26600	-	984	110	3.9	85	-	396	364	365	183	44
309	4537	-	3	36	15	1401	153	1121	106	639	26	5.1	20200	-	677	96	3.8	67	-	268	242	238	122	29
101	583	-	-	41	12	149	13	140	-	75	2	5.1	19000	-	70	11	4.3	73	-	37	34	17	9	6
102	23	-	-	17	4	9	-	9	-	4	-	-	5	-	4.2	...	-	1	1	3	-	-
103	59	-	-	41	14	19	-	16	-	10	-	4.9	19100	-	6	-	5.5	88	-	1	1	1	3	1
104	755	-	-	34	18	246	24	211	25	152	5	5.1	17900	-	84	14	3.3	76	-	40	36	48	23	2
105	86	-	-	23	23	27	2	27	-	22	2	4.9	17200	-	5	-	4.2	...	-	4	4	2	2	-
106	2	-	-	-	-	1	-	-	-	-	-	-	-	-	...	-	-	-	-	-	-	-
107	17	-	-	6	41	7	-	7	-	7	-	5.0	19800	-	2	-	-	-	-	-	-	-	3	2
108	42	-	-	19	17	18	1	18	-	16	-	5.0	14100	-	-	-	-	-	-	-	-	-	-	-
109	124	-	92	2	68	3	-	-	-	-	-	-	-	-	...	-	-	-	-	-	-	-
110	114	-	5	27	18	33	-	28	-	17	-	5.4	21900	-	15	-	4.5	92	-	2	2	4	3	-
111	40	-	-	35	20	13	1	11	-	10	1	5.2	24000	-	3	-	-	-	-	2	2	-	1	-
112	96	-	-	40	16	29	2	29	-	17	1	5.4	22400	-	10	-	3.2	55	-	6	6	2	-	-
201	19	-	-	26	5	7	-	7	-	2	-	-	5	-	3.2	...	-	2	2	1	1	1
202	36	-	-	36	17	11	4	11	-	7	1	4.9	21700	-	3	-	-	-	-	3	1	2	1	-
203	17	-	-	26	17	10	6	4	-	1	-	-	9	6	2.2	64	-	1	-	6	-	1
204	70	-	-	26	27	27	1	26	-	12	1	4.8	23200	-	15	-	4.6	81	-	4	4	7	2	-
205	57	-	-	30	4	19	-	18	-	7	-	4.9	30800	-	12	-	3.8	88	-	5	5	5	1	-
206	120	-	-	32	17	33	6	29	-	17	1	5.1	20900	-	16	5	3.9	42	-	7	6	7	-	-
207	48	-	-	25	21	18	2	17	-	12	-	5.4	19200	-	5	1	4.4	...	-	2	2	2	2	-
208	34	-	-	44	21	9	-	8	-	6	-	5.0	25200	-	3	-	-	-	-	1	1	1	-	-
209	56	-	-	32	14	17	1	17	-	12	1	4.8	15000	-	5	-	5.8	...	-	1	1	2	2	-
210	36	-	-	25	17	13	1	13	-	10	1	4.8	12600	-	3	-	-	-	-	1	1	1	1	-
211	4	-	-	-	-	2	-	-	-	1	-	-	4	-	-	-	-	-	-	1	2	-
301	13	-	-	31	23	7	-	7	-	7	-	-	16	-	2.8	91	-	6	6	6	1	2
302#	73	-	-	34	12	45	1	20	23	7	-	4.9	19300	-	34	1	3.9	60	-	6	6	17	3	1
303	165	-	-	31	16	65	-	5	-	4	-	-	-	-	-	-	-	-	-	-	-	-
304	10	-	-	20	40	5	-	5	-	5	-	-	-	-	-	-	-	-	-	-	-	-
305	691	-	-	42	10	248	56	131	43	44	4	4.9	24000	-	179	34	3.7	64	1	49	44	56	33	12
307	333	-	-	46	8	93	5	46	13	27	-	5.5	19100	-	63	4	3.3	56	2	27	25	18	16	-
308	20	-	-	20	20	9	2	7	-	2	-	-	6	2	4.0	53	-	2	2	4	-	-
309	324	-	-	41	10	87	18	79	-	31	2	5.0	20900	-	50	13	3.9	47	-	29	23	9	8	1
310	328	-	-	35	11	91	5	88	-	51	3	4.9	23600	-	39	2	3.9	69	-	20	18	9	2	-
311	83	-	-	49	7	18	-	18	-	16	-	5.0	24300	-	2	-	-	-	-	6	6	1	1	-
312	59	-	-	36	7	16	-	14	-	12	-	4.4	24000	-	4	-	-	-	-	3	3	1	1	2
310	3442	-	1	35	10	1079	31	931	84	711	12	5.6	32100	-	307	14	4.0	123	-	128	122	127	61	15
102	19	-	-	47	11	4	-	4	-	15	-	5.1	14300	-	1	-	-	-	-	3	3	1	2	-
103	59	-	-	36	7	16	1	16	-	15	-	-	1	-	-	-	-	7	7	2	-	-
104	91	-	-	42	14	21	1	21	-	19	1	5.1	15400	-	2	-	-	-	-	1	1	4	1	-
105	73	-	12	37	16	19	3	17	-	17	3	5.8	14500	-	2	-	-	-	-	1	1	4	1	-
201	44	-	-	23	16	15	-	15	-	13	-	5.8	41300	-	2	-	-	-	-	-	-	2	-	-
202	75	-	-	48	4	20	-	20	-	12	-	5.4	32200	-	5	-	6.8	182	-	3	3	1	1	-
206	90	-	-	41	6	23	-	23	-	22	-	5.8	38500	-	1	-	-	-	-	4	4	1	-	-
207	98	-	-	36	11	31	2	31	-	25	1	5.5	37100	-	5	-	5.6	...	-	1	1	2	-	-
208	86	-	-	34	13	33	-	28	-	15	-	6.2	39400	-	17	-	3.9	108	-	-	-	10	1	-
209	90	-	-	34	13	30	-	29	-	15	-	5.7	33000	-	15	-	4.9	97	-	4	4	3	5	-
210	76	-	-	28	12	27	-	27	-	20	-	5.2	27100	-	7	-	4.4	99	-	1	1	3	3	-
211	134	-	-	38	10	37	1	37	-	30	-	5.3	28700	-	7	1	3.7	109	-	7	6	1	2	2
212	223	-	-	32	8	69	1	54	-	40	-	5.4	28500	-	27	-	3.6	132	-	9	9	9	3	-
213#	55	-	-	33	16	19	3	19	-	5	-	4.8	30800	-	10	2	4.3	82	-	4	2	1	-	1
214	24	-	-	21	29	13	1	9	-	5	1	5.2	32800	-	7	-	2.9	85	-	-	-	6	-	-
301	60	-	-	33	7	19	-	19	-	17	-	4.5	29200	-	2	-	-	-	-	2	2	1	-	-
302	33	-	36	15	15	7	-	6	-	5	-	4.4	...	-	2	-	-	-	-	-	-	1	1	
304	33	-	-	27	3	12	-	12	-	8	-	5.0	18400	-	3	-	-	-	-	1	1	1	2	-
305	44	-	-	16	11	20	5	13	-	11	1	5.5	18800	-	8	4	3.0	58	-	1	-	8	-	1
306	43	-	-	21	16	13	-	13	-	9	-	5.2	23400	-	4	-	-	-	-	3	3	3	1	-
307	10	-	-	40	18	2	-	2	-	10	1	5.4	18600	-	3	-	-	-	-	2	2	2	-	-
308	38	-	-	26	18	14	2	14	-	8	1	5.1	22100	-	1	-	-	-	-	2	2	1	2	-
309	30	-	-	40	10	9	1	9	-	8	1	5.1	22100	-	1	-	-	-	-	2	2	1	2	-
310	143	-	-	48	6	35	7	34	-	6	1	4.8	30000	-	27	5	3.7	55	-	15	13	3	5	2
313	27	-	-	37	4	8	-	8	-	6	-	4.8	21500	-	2	-	-	-	-	2	2	1	-	-


UNITED STATES
DEPARTMENT OF
COMMERCE
PUBLICATION



Block Statistics

BOISE CITY, IDAHO URBANIZED AREA

HC(3)-64



DEPARTMENT
OF COMMERCE
BUREAU OF
THE CENSUS

U.S. DEPARTMENT OF COMMERCE

Maurice H. Stans, Secretary
James T. Lynn, Under Secretary
Harold C. Passer, Assistant Secretary for Economic Affairs

BUREAU OF THE CENSUS

George Hay Brown, Director
Conrad Taeuber, Associate Director
David L. Kaplan, 1970 Census Coordinator

HOUSING DIVISION

Arthur F. Young, Chief

ACKNOWLEDGMENTS— Many persons participated in the various activities of the 1970 census. Primary direction of the program was performed by **Conrad Taeuber**, Associate Director for Demographic Fields, assisted by **David L. Kaplan**, 1970 Census Coordinator, and in conjunction with **Joseph F. Daly**, Associate Director for Research and Development, **William I. Merkin**, Associate Director for Administration, **John W. H. Spencer**, Associate Director for Data Systems, and **Edwin D. Goldfield**, Assistant Director for Program Development.

This report was planned and written in the Housing Division under the supervision of **Arthur F. Young**, Chief, by **Aaron Josowitz**, Assistant Chief, **Nathan Krevor**, Chief, Coordination and Research Branch, and **Paul F. Coe**.

The Statistical Methods Division was largely responsible for developing new procedures to obtain a more accurate count of housing units. This work was supervised by **Joseph Waksberg**, Division Chief, **Morton Bolsen** and **Walter M. Perkins**, Assistant Division Chiefs, and **Barnett Denton** and **Charles D. Jones**.

Geographic plans and procedures were developed in the Geography Division under the supervision of **William T. Fay**, Chief, and **Robert C. Klove** and **Gerald J. Post**, Assistant Division Chiefs, with the assistance of **Robert E. Durland**, **Margery H. Elliot**, and **Jacob Silver**.

Data collection activities were administered by the Field Division, **Paul R. Squires**, Chief, and **Richard C. Burt** and **Dean H. Weber**, Assistant Division Chiefs, with the assistance of **John Kuntz** and **Stanley Matchett**, as well as the directors of the Bureau's regional offices.

Systems and processing procedures were developed in the Systems Division, **Sol Dolleck**, Chief, under the direction of **Morris Gorinson**, Assistant Division Chief. **Florence Wright** assisted by **Orville M. Slye**, was responsible for the clerical procedures and **Roger O. Lepage**, assisted by **John Murphy, Jr.**, **C. Eden Moody**, and **Judith E. Jones**, was responsible for the computer programming.

The manual processing and microfilming of the questionnaires were performed in the Jeffersonville Census Operations Division, under the supervision of **Joseph F. Arbena**, Chief, and **Robert L. Hagan**, Population and Housing Census Operations Manager, assisted by **Charles L. Adams** and **John C. Campbell**. **William L. Pangburn** supervised the microfilming operation.

FOSDIC and computer processing were performed in the Processing Division under the supervision of **M. Douglas Fahey**, Chief, and **E. Richard Bourdon** and **James W. Shores**, Assistant Division Chiefs. Development of the automatic microfilming equipment was directed by **Anthony A. Berlinsky**.

Publications planning, editing, and printing were performed in the Administrative and Publications Services Division, **Cecil B. Matthews**, Chief, under the direction of **Raymond J. Koski**, **John F. Lanham, Jr.**, and **Gerald A. Mann**.

Robert B. Voight, Special Assistant in the Office of the Director, and **Sherry L. Courtland** made many important contributions to the planning and coordination of the 1970 census program.

SUGGESTED CITATION

U.S. Bureau of the Census
Census of Housing: 1970
BLOCK STATISTICS
Final Report HC(3)-64 Boise City, Idaho
Urbanized Area

U.S. Government Printing Office
Washington, D.C., 1971

For sale by the
Superintendent of Documents
U.S. Government Printing Office
Washington, D.C. 20402, or any
Department of Commerce Field Office.

Price \$1.75

**1970
CENSUS OF
HOUSING**

Block
Statistics

**BOISE CITY, IDAHO
URBANIZED AREA**

CONTENTS

	Page
List of HC(3) Block Statistics Reports	II
Introduction	IV
Facsimiles of Questionnaire Page and Respondent Instructions	X

TABLES

1	Characteristics of Housing Units and Population, for Places of 2,500 Inhabitants or More: 1970	IDAHO-1
2	Characteristics of Housing Units and Population, by Blocks: 1970	IDAHO-2

Maps identifying the blocks covered herein are included in or
accompany this report.

LIST OF HC(3) BLOCK STATISTICS REPORTS

The specific names listed below each State refer to urbanized areas; "Selected Areas" refer to other areas of the State which have contracted with the Census Bureau to provide block statistics.

Report number	Area	Report number	Area	Report number	Area	Report number	Area
ALABAMA		36	Hartford	69	Decatur	MARYLAND	
1	Birmingham	37	Meriden	70	Joliet	106	Baltimore
2	Gadsden	38	New Britain	71	Peoria	107	Selected Areas
3	Huntsville	39	New Haven	72	Rockford	MASSACHUSETTS	
4	Mobile	40	Norwalk	73	Springfield	108	Boston
5	Montgomery	41	Stamford	74	Selected Areas	109	Brockton
6	Tuscaloosa	42	Waterbury	INDIANA		110	Fall River
7	Selected Areas	DELAWARE		75	Anderson	111	Fitchburg-Leominster
ALASKA		43	Wilmington	76	Evansville	112	Lawrence-Haverhill
8	Selected Areas	DISTRICT OF COLUMBIA		77	Fort Wayne	113	Lowell
ARIZONA		44	Washington	78	Indianapolis	114	New Bedford
9	Phoenix	FLORIDA		79	Lafayette-West Lafayette	115	Pittsfield
10	Tucson	45	Fort Lauderdale-Hollywood	80	Muncie	116	Springfield-Chicopee-Holyoke
11	Selected Areas	46	Jacksonville	81	South Bend	117	Worcester
ARKANSAS		47	Miami	82	Terre Haute	MICHIGAN	
12	Fort Smith	48	Orlando	83	Selected Areas	118	Ann Arbor
13	Little Rock-North Little Rock	49	Pensacola	IOWA		119	Bay City
14	Pine Bluff	50	St. Petersburg	84	Cedar Rapids	120	Detroit
15	Selected Areas	51	Tallahassee	85	Davenport-Rock Island-Moline	121	Flint
CALIFORNIA		52	Tampa	86	Des Moines	122	Grand Rapids
16	Bakersfield	53	West Palm Beach	87	Dubuque	123	Jackson
17	Fresno	54	Selected Areas	88	Sioux City	124	Kalamazoo
18	Los Angeles-Long Beach	GEORGIA		89	Waterloo	125	Lansing
19	Oxnard-Ventura-Thousand Oaks	55	Albany	90	Selected Areas	126	Muskegon-Muskegon Heights
20	Sacramento	56	Atlanta	KANSAS		127	Saginaw
21	Salinas	57	Augusta	91	Topeka	128	Selected Areas
22	San Bernardino-Riverside	58	Columbus	92	Wichita	MINNESOTA	
23	San Diego	59	Macon	93	Selected Areas	129	Duluth-Superior
24	San Francisco-Oakland	60	Savannah	KENTUCKY		130	Minneapolis-St. Paul
25	San Jose	61	Selected Areas	94	Lexington	131	Selected Areas
26	Santa Barbara	HAWAII		95	Louisville	MISSISSIPPI	
27	Simi Valley	62	Honolulu	96	Selected Areas	132	Biloxi-Gulfport
28	Stockton	63	Selected Areas	LOUISIANA		133	Jackson
29	Selected Areas	IDAHO		97	Baton Rouge	134	Selected Areas
COLORADO		64	Boise City	98	Lafayette	MISSOURI	
30	Colorado Springs	ILLINOIS		99	Lake Charles	135	Kansas City
31	Denver	65	Aurora-Elgin	100	Monroe	136	St. Joseph
32	Pueblo	66	Bloomington-Normal	101	New Orleans	137	St. Louis
33	Selected Areas	67	Champaign-Urbana	102	Shreveport	138	Springfield
CONNECTICUT		68	Chicago-Northwestern Indiana	MAINE		139	Selected Areas
34	Bridgeport	INDIANA		103	Lewiston-Auburn	MISSOURI	
35	Bristol	INDIANA		104	Portland	MISSOURI	
		INDIANA		105	Selected Areas	MISSOURI	

Report number	Area	Report number	Area	Report number	Area	Report number	Area
	MONTANA	167	Fayetteville	208	Wilkes-Barre	247	Waco
140	Billings	168	Greensboro	209	York	248	Wichita Falls
141	Great Falls	169	High Point	210	Selected Areas	249	Selected Areas
142	Selected Areas	170	Raleigh				
	NEBRASKA	171	Wilmington		RHODE ISLAND		UTAH
143	Lincoln	172	Winston-Salem	211	Providence-Pawtucket-Warwick	250	Ogden
144	Omaha	173	Selected Areas			251	Provo-Orem
145	Selected Areas		NORTH DAKOTA		SOUTH CAROLINA	252	Salt Lake City
	NEVADA	174	Fargo-Moorhead	212	Charleston		VERMONT
146	Las Vegas		OHIO	213	Columbia	253	Selected Areas
147	Reno	175	Akron	214	Greenville		VIRGINIA
	NEW HAMPSHIRE	176	Canton	215	Selected Areas		
148	Manchester	177	Cincinnati		SOUTH DAKOTA	254	Lynchburg
149	Selected Areas	178	Cleveland	216	Sioux Falls	255	Newport News-Hampton
	NEW JERSEY	179	Columbus	217	Selected Areas	256	Norfolk-Portsmouth
150	Atlantic City	180	Dayton		TENNESSEE	257	Richmond
151	Trenton	181	Hamilton	218	Chattanooga	258	Roanoke
152	Vineland-Millville	182	Lima	219	Knoxville	259	Selected Areas
153	Selected Areas	183	Lorain-Elyria	220	Memphis		WASHINGTON
	NEW MEXICO	184	Mansfield	221	Nashville-Davidson	260	Seattle-Everett
154	Albuquerque	185	Springfield	222	Selected Areas	261	Spokane
155	Selected Areas	186	Steubenville-Weirton		TEXAS	262	Tacoma
	NEW YORK	187	Toledo	223	Abilene	263	Selected Areas
156	Albany-Schenectady-Troy	188	Youngstown-Warren	224	Amarillo		WEST VIRGINIA
157	Binghamton	189	Selected Areas	225	Austin	264	Charleston
158	Buffalo		OKLAHOMA	226	Beaumont	265	Huntington-Ashland
159	New York-Northeastern New Jersey	190	Lawton	227	Brownsville	266	Wheeling
Part 1 — New York City		191	Oklahoma City	228	Corpus Christi	267	Selected Areas
Part 2 — New York Portion Outside New York City		192	Tulsa	229	Dallas		WISCONSIN
Part 3 — Northeastern New Jersey		193	Selected Areas	230	El Paso	268	Green Bay
160	Rochester		OREGON	231	Fort Worth	269	Kenosha
161	Syracuse	194	Eugene	232	Galveston	270	Madison
162	Utica-Rome	195	Portland	233	Harlingen-San Benito	271	Milwaukee
163	Selected Areas	196	Salem	234	Houston	272	Racine
	NORTH CAROLINA	197	Selected Areas	235	Laredo	273	Selected Areas
164	Asheville		PENNSYLVANIA	236	Lubbock		WYOMING
165	Charlotte	198	Allentown-Bethlehem-Easton	237	McAllen-Pharr-Edinburg	274	Selected Areas
166	Durham	199	Altoona	238	Midland		PUERTO RICO
		200	Erie	239	Odessa		
		201	Harrisburg	240	Port Arthur	275	Mayagüez
		202	Johnstown	241	San Angelo	276	Ponce
		203	Lancaster	242	San Antonio	277	San Juan
		204	Philadelphia	243	Sherman-Denison	278	Selected Areas
		205	Pittsburgh	244	Texarkana		
		206	Reading	245	Texas City-La Marque		
		207	Scranton	246	Tyler		

INTRODUCTION

GENERAL	IV
Urbanized areas	IV
Maps and block identification	IV
Content of the tables	V
Symbols	V
Data collection procedures	V
Processing procedures	VI
DEFINITIONS AND EXPLANATIONS OF SUBJECT CHARACTERISTICS	VI
Self-enumeration and census questionnaire	VI
Comparability with 1960 data	VI
Total population	VII
Housing units and group quarters	VII
Year-round housing units	VII
Occupied housing units	VII
Race	VII
Tenure	VIII
Plumbing facilities	VIII
Units in structure	VIII
Persons per room	VIII
Average number of rooms	VIII
Average value	VIII
Average contract rent	VIII
One-person households	VIII
With female head of family	VIII
With roomers, boarders, or lodgers	IX
ACCURACY OF THE DATA	IX
Editing	IX
Block number check	IX
FACSIMILES	X
Questionnaire page showing 100-percent housing questions	X
Respondent instructions for the 100-percent housing questions	XI

GENERAL

This report presents statistics from the 1970 census, by blocks, on general characteristics of housing units and population. Legal provision for this census, conducted as of April 1, 1970, was made in the Act of Congress of August 31, 1954 (amended

August 1957), which codified Title 13, United States Code.

This report series contains 278 reports (as listed on page II). Most of the reports (236) relate to a specific urbanized area, as well as to some nearby contiguous territory included for reasons explained below in the section on "Urbanized areas." The remaining reports (42) relate to other types of areas (e.g., smaller cities, counties, etc.) where local authorities contracted with the Census Bureau to collect, process, and publish the data on a block basis. In 1960, a similar contractual technique was utilized but the basic block statistics program was limited generally to cities of 50,000 inhabitants or more (i.e., the built-up fringes around the cities were not covered).

A major portion of the information compiled from the 1970 Census of Housing will appear in Volume I, **Housing Characteristics for States, Cities, and Counties**. For a description of Volume I, as well as other elements of the data dissemination program of the 1970 Population and Housing Census, see the "Publication and Computer Summary Tape Program" statement at the end of this report.

Urbanized areas.—An urbanized area consists of a central city, or cities, and surrounding closely settled territory. The central city must have reported a population of 50,000 or more in 1960, in a special census conducted by the Census Bureau since 1960, or in the 1970 census. Under certain circumstances, "twin cities" with a combined population of 50,000 or more form the basis of an urbanized area. More detailed information on the criteria used to designate urbanized areas and determine their boundaries appears in the 1970 Census of Housing HC(1)-A reports and the 1970 Census of Population PC(1)-A reports.

As suggested by the rules above, the urbanized areas ultimately used in the tabulations of the 1970 census could not be completely recognized or defined until the final population counts were available. Since the precise delineation and numbering of blocks is quite costly and is therefore done only for areas where block statistics will be prepared, a preliminary determination of each urbanized area was made prior to the actual enumeration. The preliminary boundaries were purposely drawn somewhat beyond the anticipated final boundaries because the information on density of settlement was not yet available. Thus, for virtually all urbanized areas, there is some immediately adjacent territory for which the information was collected on a block basis. Because the extra cost of tabulating and publishing the block data for this type of territory is comparatively minor, data for blocks outside urbanized areas appear in the reports for those areas. On the other hand, block data are generally not provided for urbanized areas which are recognized for the first time in 1970.

Maps and block identification.—The maps included with these reports identify the location and number of each block and the boundary and number of each census tract or block numbering area.

A block is usually a well-defined rectangular piece of land bounded by streets or roads. However, it may be irregular in shape or bounded by railroad tracks, streams, or other features. The block is the specific numbered area as shown on the map.

Census tracts are small areas into which large cities and metropolitan areas are divided for statistical purposes. Tract boundaries are established cooperatively by a local committee and the Bureau of the Census and are generally designed to achieve

INTRODUCTION—Continued

some uniformity of population characteristics, economic status, and living conditions. Initially, the average tract had about 4,000 residents. Tract boundaries are established with the intention of being maintained over a long time so that comparisons may be made from census to census.

In untraced places, block numbering areas are used. They are established by arbitrarily dividing the city along major streets, railroads, or other physical boundaries to facilitate numbering the blocks in groups of fewer than 1,000. The boundaries of block numbering areas have no statistical significance but are merely for convenience in mapping and tabulating.

In numbering the blocks, a separate series is used for each census tract or block numbering area. Thus, the location of each block for which data are presented is determined by referring both to the block number and the census tract or block numbering area. In some cases, a city or other political boundary divides a block. The data shown are for the block represented by the land area as bounded and numbered on the block map.

The block number was assigned to each block on a map suitable for block numbering, prior to the enumeration. In some instances, the map was several years old and did not recognize construction of new streets or disappearance of others. Insofar as possible, the map was corrected for changes that were discovered prior to enumeration. In other cases, it was not feasible to make corrections. Hence the map does not always reflect the blocks as they existed on the ground at the time of the enumeration. For example, a block as shown on the map may have been divided into two blocks. The housing units in the newly subdivided blocks would be assigned the one block number shown on the map even

though two blocks existed at the time of enumeration. On the other hand, two blocks as shown on the map may have been merged into one. In the enumeration, the intent was to identify which housing units were physically located in each of the two former blocks and assign the respective block number to each portion, even though only one block existed at the time of enumeration.

Content of the tables.—In the urbanized area block publication program, table 1 summarizes the statistics for each place of 2,500 inhabitants or more and table 2 contains the statistics for the individual blocks summarized to the tract or block numbering area. In the contract block program, one table provides statistics for individual blocks as well as summaries for each tract or block numbering area and each place or area.

In some instances, the blocked area excludes a part of a tract or excludes the rural portion of an extended city (a city having one or more large portions, usually at the boundary of the city, with relatively low population density). Therefore, the tract and place totals cover only the blocks included in this report.

Block identification, total population, and total year-round housing units are shown for every block containing living quarters. For some blocks, the table shows total population but no housing units because all the people live in group quarters. For other blocks, the table shows housing units but no population because all the units are vacant. Blocks (or tracts) with no year-round housing units and no population are shown on the map but do not appear in the tables.

Symbols.—Percents which round to less than 0.1 are not shown but indicated as zero. A dash “—” repre-

sents zero. Three dots “...” indicate that the data are being withheld to avoid disclosure of information for individual housing units, or that the base for an average, percentage, or ratio is too small for it to be shown. The symbol “#” next to a block number indicates that contract rent was allocated for 20 percent or more of the renter-occupied units. The dagger symbol (†) identifies blocks for which tabulations are not available because of processing errors. If there are any such blocks in the area covered by this report, population and housing unit counts for these blocks are presented on page XII; the summary figures for places and tracts (or block numbering areas) include data for these blocks; i.e., the totals contain the above-mentioned counts as well as imputed data for the various characteristics.

Data collection procedures.—The 1970 census was conducted primarily through self-enumeration. In 1960, self-enumeration was first introduced on a nationwide scale as a substitute for the traditional census direct interview.

A census questionnaire was delivered by postal carriers to every household several days before Census Day, April 1, 1970. This questionnaire contained certain explanatory information and was accompanied by an instruction sheet; in certain areas with comparatively large proportions of Spanish-speaking persons, a Spanish version of the instruction sheet was also enclosed.

In the larger metropolitan areas and some adjacent counties, altogether containing about three-fifths of the population of the United States, the household was requested to fill out and mail back the form on Census Day. Approximately 87 percent of the households did so. The mailed-back forms were reviewed by the census enumerator (or, in some lo-

calities, a census clerk) and if the form was determined to be incomplete or inconsistent, a followup was made. The bulk of these followups were made by telephone, the rest by personal visit. For the households which did not mail back their forms, a followup was also made, in almost all cases by personal visit and in the remainder by telephone. Vacant units were enumerated by personal visit.

For the remaining two-fifths of the population, the household was requested to fill out the form and give it to the enumerator when he called; approximately 80 percent did so. Incomplete and unfilled forms were completed by interview during the enumerator's visit.

Three types of questionnaires were used throughout the country: 80 percent of the households answered a form containing a limited number of population and housing questions, and the remainder, split into 15-percent and 5-percent samples, answered forms which contained these questions as well as a number of additional questions.

The subjects covered in this report are those which were collected on a 100-percent basis. That is, the questions for these subjects appeared on all three questionnaires, the 80-percent, 15-percent, and 5-percent forms.

Processing procedures.—The 1970 census questionnaires were specially designed to be processed by FOSDIC (Film Optical Sensing Device for Input to Computers). Respondents and enumerators (and for some few items, census clerks) marked the answers in predesignated positions which could be "read" by FOSDIC, from a microfilm copy of the questionnaire, onto computer magnetic tape.

The tape containing the information from the questionnaires was processed on the Census Bureau's

computers through a number of editing and tabulation steps. One of the end results of this operation was a computer tape from which the tables in this report were prepared on a cathode-ray-tube phototypesetting machine at the Government Printing Office. Another end result was the summary tape which is available for purchase, as described in the "Publication and Computer Summary Tape Program" statement at the end of this report.

DEFINITIONS AND EXPLANATIONS OF SUBJECT CHARACTERISTICS

Self-enumeration and census questionnaire.—As stated in the introductory text of this report, the 1970 census was conducted primarily through self-enumeration. The response, therefore, was based principally on the questionnaire and its accompanying instruction sheet. Furthermore, census takers were instructed to read the questions directly from the questionnaire in their telephone and personal visit interviews. The questionnaire page containing the housing questions asked on a 100-percent basis and the page of the respondent instruction sheet which relates to these questions are reproduced on pages X and XI, respectively. The definitions and explanations given below for each subject are, to a considerable extent, drawn from various technical and procedural materials used in the collection of the data. This material helped the enumerative personnel to understand more fully the intent of each question and thus to resolve problems or unusual cases. Also included is certain explanatory information to assist the user in the proper utilization of the statistics.

Comparability with 1960 data.—Although the 1970 data are generally comparable with the data collected

in 1960, certain changes have been introduced. The 1960 inquiry regarding owner occupancy has been subdivided to show a separate category for cooperatives and condominiums in 1970. The 1960 question on cooking equipment was broadened to cover "complete kitchen facilities" in 1970; i.e., an installed sink with piped water, a range or cookstove, and a mechanical refrigerator. On the other hand, the 1960 question on "condition of housing unit" (i.e., sound, deteriorating, or dilapidated) was eliminated because of serious problems with response reliability.

There have also been changes in the scope of some of the tabulations. Data on characteristics of housing units are limited in 1970 to year-round units because of the difficulty of obtaining reliable information for vacant units held for migratory labor or for seasonal occupancy. Moreover, the total counts of housing units given in this report for each block, tract or block numbering area, and place or area are limited to year-round housing units. (Counts of the total housing inventory, including vacant units held for migratory labor and seasonal occupancy, are given for census tracts in series PHC(1), and for States, cities, and counties in series HC(1)-A and HC(1)-B.)

The tabulations on value and contract rent refer to slightly different sets of housing units in 1970 than in 1960. Summarized generally, the difference is that the 1970 data exclude units on places of 10 acres or more whereas the 1960 data exclude units on farms; more specific information can be obtained by comparing the rent and value definitions in the present report with those in 1960 Census of Housing Volume I. Separate figures are shown in this report for occupied units with Negro head of household. In 1960, this type of tabulation related to the total of all

household heads other than white; Negro household heads constituted 95 percent of this total in 1960 for the Nation as a whole, but this proportion varied widely among areas.

Total population.—The total population is the count of all persons living in the block including those in group quarters. The population for each block is subdivided into the following groups expressed as percent of the total population: Negro, in group quarters, under 18 years, and 62 years and over.

In accordance with census practice dating back to 1790, each person enumerated in the 1970 census was counted as an inhabitant of his usual place of residence, which is generally construed to mean the place where he lives and sleeps most of the time. This place is not necessarily the same as his legal residence, voting residence, or domicile. In the vast majority of cases, however, the use of these different bases of classification would produce substantially the same statistics, although there may be appreciable differences for a few areas.

Implementation of this practice has resulted in the establishing of residence rules for certain categories of persons whose usual place of residence is not immediately clear. Furthermore, this practice means that persons were not always counted as residents of the place where they happened to be found by the census enumerators. Persons without a usual place of residence were, however, counted where they were enumerated. Detailed information on residence rules is given in the 1970 Census of Population PC(1)-A reports.

Housing units and group quarters.—All living quarters are classified in the census as either housing units or group quarters. Usually, living quarters are in structures intended for

residential use (e.g., a one-family home, apartment house, hotel or motel, boarding house, mobile home or trailer, etc.). Living quarters may also be in structures intended for nonresidential use (e.g., the rooms in a warehouse where a watchman lives), as well as in tents, caves, old railroad cars, etc.

A housing unit is a house, an apartment, a group of rooms, or a single room occupied or intended for occupancy as separate living quarters. Separate living quarters are those in which the occupants do not live and eat with any other persons in the structure and which have either (1) direct access from the outside of the building or through a common hall or (2) complete kitchen facilities for the exclusive use of the occupants. The occupants may be a single family, one person living alone, two or more families living together, or any other group of related or unrelated persons who share living arrangements (except as described in the next paragraph on group quarters). Both occupied and vacant housing units are included in the housing inventory, except that mobile homes, trailers, tents, etc. are included only if they are occupied.

Group quarters are living arrangements for institutional inmates or for other groups containing five or more persons not related to the person in charge. Group quarters are located most frequently in institutions, boarding houses, military barracks, college dormitories, fraternity and sorority houses, hospitals, monasteries, convents, and ships. A house or apartment is considered group quarters if it is shared by the person in charge and five or more persons unrelated to him, or if there is no person in charge, by six or more unrelated persons. Information on the housing characteristics of group quarters is not collected in the census.

Year-round housing units.—Data on housing characteristics in the 1970 census reports are limited to year-round housing units; i.e., all occupied units plus vacant units intended for year-round use. Vacant units intended for seasonal occupancy and vacant units held for migratory labor are excluded because it is difficult to obtain reliable information for them. In this report, the housing unit counts are also limited to year-round units. Counts of the total housing inventory, however, are given for census tracts in series PHC(1), and for States, cities, and counties in series HC(1)-A and HC(1)-B.

Occupied housing units.—A housing unit is classified as occupied if a person or group of persons is living in it at the time of enumeration or if the occupants are only temporarily absent, for example, on vacation. However, if the persons staying in the unit have their usual place of residence elsewhere, the unit is classified as vacant.

A count of vacant year-round units may be derived by subtracting the sum of owner- and renter-occupied from the total number of year-round units. The count of vacant year-round units thus obtained includes units for sale or rent, units sold or rented but not yet occupied by the new owner or renter, units held for the occasional use of the owner, and units held off the market for other reasons.

Race.—The classification by race shown for occupied housing units refers to the race of the head of the household occupying the unit. Units with Negro heads of household are shown separately as percentages of owner- and renter-occupied housing units. The concept of race as used by the Census Bureau does not denote clear-cut scientific definition of biological stock. Rather, the data repre-

sent essentially self-classification by people according to the race with which they identify themselves.

Tenure.—A housing unit is "owner occupied" if the owner or co-owner lives in the unit, even if it is mortgaged or not fully paid for. A cooperative or condominium unit is "owner occupied" only if the owner or co-owner lives in it. All other occupied units are classified as "renter occupied" including units rented for cash rent and those occupied without payment of cash rent.

Plumbing facilities.—The category "with all plumbing facilities" consists of units which have hot and cold piped water inside the structure as well as a flush toilet and a bathtub or shower inside the structure for exclusive use of the occupants of the unit. "Lacking some or all plumbing facilities" means that the unit does not have all three specified plumbing facilities (hot and cold piped water, as well as flush toilet and bathtub or shower inside the structure), or that the toilet or bathing facilities are also for the use of the occupants of other housing units.

Units in structure.—Statistics on the number of housing units in a structure are presented in terms of the number of units in one-unit structures and in structures of 10 or more units. The data on units in 10-or-more-unit structures, however, are based on responses to the inquiry on number of units at the building address (item A on facsimile of questionnaire), and therefore, may be understated in blocks containing structures with two or more addresses.

Persons per room.—"Persons per room" is computed by dividing the number of persons in the unit by the number of rooms in the unit. The

category "1.01 or more persons per room" indicates an average of more than one person to a room. The figures are shown separately for all occupied units and for occupied units with all plumbing facilities.

Average number of rooms.—Rooms to be counted include whole rooms used for living purposes, such as living rooms, dining rooms, kitchens, bedrooms, finished recreation rooms, family rooms, etc. Not counted as rooms are bathrooms, porches, balconies, foyers, halls, half-rooms, kitchenettes, strip or pullman kitchens, utility rooms, unfinished attics, basements, or other space used for storage.

The average number of rooms (arithmetic mean) was computed by dividing the sum of the rooms for each tenure group by the number of owner- or renter-occupied units, respectively. The questionnaire contained a terminal category of "9 rooms or more." For purposes of the computation, the terminal category was given a mean value of 10. As a result, 10 rooms is the arbitrary maximum average which could be obtained for any block.

Average value.—Value is the respondent's estimate of how much the property (house and lot) would sell for if it were for sale. Value data are limited to owner occupied one-family houses on less than 10 acres, without a commercial establishment or medical office on the property. Cooperatives, condominiums, mobile homes, and trailers are excluded from the value tabulations.

The average value (arithmetic mean) was computed by dividing the sum of the values by the number of owner-occupied units for which value is shown. Value was reported in class intervals, the lowest and highest intervals being "Less than \$5,000" and "\$50,000 or more," respectively.

For purposes of the computation, the midpoints of the intervals were used except that a mean of \$3,500 was assigned for values less than \$5,000 and a mean of \$60,000 was assigned for values of \$50,000 or more. As a result, \$3,500 is the arbitrary minimum and \$60,000 is the arbitrary maximum average which could be obtained for any block. Average value is rounded to the nearest hundred dollars.

Average contract rent.—Contract rent is the monthly rent agreed to, or contracted for, regardless of any furnishings, utilities, or services that may be included. Contract rent data exclude one-family homes on a place of ten acres or more. The average contract rent (arithmetic mean) was computed by dividing the sum of the rental amounts by the number of renter-occupied units for which cash rent was paid; units for which no cash rent was paid were excluded from the computation. Contract rent was reported in class intervals, the lowest and highest intervals being "less than \$30" and "\$300 or more," respectively. For purposes of the computation, the midpoints of the intervals were used except that a mean of \$25 was assigned for rents less than \$30 and a mean of \$350 was assigned for rents of \$300 or more. As a result, \$25 is the arbitrary minimum and \$350 the arbitrary maximum average which could be obtained for any block. Average contract rent is rounded to the nearest dollar.

One-person households.—The data in this column refer to the number of housing units occupied by only one person.

With female head of family.—Housing units are occupied by either "families" or "primary individuals." The term "family" refers to the head of

the household and all (one or more) other persons in the household related to the head by blood, marriage, or adoption. If nobody in the household is related to the head, then the unit is not occupied by a family but by a "primary individual."

A housing unit occupied by a "family" may or may not contain persons unrelated to the head of the family, such as roomers, boarders, servants, etc.

The category "female head of family" comprises all housing units occupied by families with female heads regardless of their marital status. Included are female heads of families with no spouse and female heads of families whose husbands are living away from their families, as for example, husbands in the Armed Forces living on military reservations.

With roomers, boarders, or lodgers.—This column refers to the number of housing units containing one or more roomers, boarders, or lodgers. Not included as "roomers, boarders, or lodgers" are foster children or wards, servants who live in, companions, and partners.

ACCURACY OF THE DATA

Editing.—Human and mechanical errors occur in any mass statistical operation such as a decennial census. Errors during the data collection phase can include failure to obtain required information from respondents, obtaining incorrect or inconsistent information, and recording information in the wrong place or incorrectly. Errors can also occur during the field review of the enumerator's work, the clerical handling of the questionnaires, and the various stages of the electronic processing of the material. Careful efforts are made in every census to keep the

errors in each step at an acceptably low level. Quality control and check measures are utilized throughout the census operation. As was done for the 1950 and 1960 censuses, evaluative material on many aspects of the 1970 census will be published as soon as the appropriate data are accumulated and analyzed. A major concern in the evaluation work is to ascertain, insofar as possible, the degree of completeness of the count of both population and housing units.

The objective of the processing operation is to produce a set of statistics that describes the Nation's housing as accurately and clearly as possible. To meet this objective, certain unacceptable entries were edited.

Whenever information was missing, an allocation procedure was used to assign an entry, thereby eliminating the need for a "not reported" category in the tabulations. The assignment was based on related information reported for the housing unit or on information reported for a similar unit in the immediate neighborhood. For example, if tenure for an occupied unit was omitted but a rental amount was reported, the computer automatically edited tenure to "rented for cash rent." On the other hand, if the unit was reported as rented but the amount of rent was missing, the computer automatically assigned the rent that was reported for the preceding renter-occupied unit.

A similar procedure was used when the information reported for an item was inconsistent with other information reported for the unit. For example, if a housing unit was enumerated as having no piped water but having both a bathtub (or shower) and flush toilet for the exclusive use of the occupants of the unit, the computer edited water supply to "hot and cold water," a category considered to be consistent with the reported bathing and toilet facilities.

Specific tolerances were established for the number of computer allocations that would be permitted. If the number of corrections was beyond tolerance, the questionnaires in which the errors occurred were clerically reviewed. If it was found that the errors resulted from damaged questionnaires, improper microfilming, faulty reading by FOSDIC of undamaged questionnaires, or other types of machine failure, the questionnaires were reprocessed.

Block number check.—Through a detailed edit accomplished largely on the electronic computer, most of the errors in reporting block numbers were corrected. A control tape was created, listing the block numbers shown on the map for each enumeration district and each census tract. In certain large metropolitan areas, the control tape also contained the serial numbers assigned to each housing unit in the block. For each questionnaire, the computer compared the serial number and/or the block number, the enumeration district, and the census tract to the control tape. When an inconsistency was detected or when the block number on the questionnaire was blank, the computer changed the block number or assigned a number that was consistent with the control tape.

Specific tolerances were established for the number of block number changes and reassignments that would be permitted for each enumeration district. If the number was beyond tolerance, a clerical review was performed. In the clerical review, the enumerator's records were examined for comments and explanations, the addresses of the housing units involved were checked with the map, and block numbers were assigned as appropriate. Clerical review was required also when the control tape contained block numbers which were not reported by the enumerator.

FACSIMILE OF QUESTIONNAIRE PAGE SHOWING 100-PERCENT HOUSING QUESTIONS

<p>A. How many living quarters, occupied and vacant, are at this address?</p> <p><input type="radio"/> One</p> <p><input type="radio"/> 2 apartments or living quarters</p> <p><input type="radio"/> 3 apartments or living quarters</p> <p><input type="radio"/> 4 apartments or living quarters</p> <p><input type="radio"/> 5 apartments or living quarters</p> <p><input type="radio"/> 6 apartments or living quarters</p> <p><input type="radio"/> 7 apartments or living quarters</p> <p><input type="radio"/> 8 apartments or living quarters</p> <p><input type="radio"/> 9 apartments or living quarters</p> <p><input type="radio"/> 10 or more apartments or living quarters</p> <p><input type="radio"/> This is a mobile home or trailer</p>	<p>H9. Are your living quarters—</p> <p><input type="radio"/> Owned or being bought by you or by someone else in this household? <i>Do not include cooperatives and condominiums here.</i></p> <p><input type="radio"/> A cooperative or condominium which is owned or being bought by you or by someone else in this household?</p> <p><input type="radio"/> Rented for cash rent?</p> <p><input type="radio"/> Occupied without payment of cash rent?</p>	<p>FOR CENSUS ENUMERATOR'S USE ONLY</p> <table border="1" style="width:100%; border-collapse: collapse;"> <thead> <tr> <th style="width:50%;">a4. Block number</th> <th style="width:50%;">a5. Serial number</th> </tr> </thead> <tbody> <tr><td>0</td><td>0</td></tr> <tr><td>1</td><td>1</td></tr> <tr><td>2</td><td>2</td></tr> <tr><td>3</td><td>3</td></tr> <tr><td>4</td><td>4</td></tr> <tr><td>5</td><td>5</td></tr> <tr><td>6</td><td>6</td></tr> <tr><td>7</td><td>7</td></tr> <tr><td>8</td><td>8</td></tr> <tr><td>9</td><td>9</td></tr> </tbody> </table>	a4. Block number	a5. Serial number	0	0	1	1	2	2	3	3	4	4	5	5	6	6	7	7	8	8	9	9
a4. Block number	a5. Serial number																							
0	0																							
1	1																							
2	2																							
3	3																							
4	4																							
5	5																							
6	6																							
7	7																							
8	8																							
9	9																							
<p><i>Answer these questions for your living quarters</i></p> <p>H1. Is there a telephone on which people in your living quarters can be called?</p> <p><input type="radio"/> Yes ——— What is the number? _____</p> <p><input type="radio"/> No</p> <p style="text-align: right;"><i>Phone number</i></p>	<p>H10a. Is this building a one-family house?</p> <p><input type="radio"/> Yes, a one-family house</p> <p><input type="radio"/> No, a building for 2 or more families or a mobile home or trailer</p>	<p>B. Type of unit or quarters</p> <p><u>Occupied</u></p> <p><input type="radio"/> First form</p> <p><input type="radio"/> Continuation</p> <p><u>Vacant</u></p> <p><input type="radio"/> Regular</p> <p><input type="radio"/> Usual residence elsewhere</p> <p><u>Group quarters</u></p> <p><input type="radio"/> First form</p> <p><input type="radio"/> Continuation</p> <p><i>For a vacant unit, also fill C, D, A, H2 to H8, and H10 to H12</i></p>																						
<p>H2. Do you enter your living quarters—</p> <p><input type="radio"/> Directly from the outside or through a common or public hall?</p> <p><input type="radio"/> Through someone else's living quarters?</p>	<p>H11. If you live in a one-family house which you own or are buying—</p> <p>What is the value of this property; that is, how much do you think this property (house and lot) would sell for if it were for sale?</p> <p><input type="radio"/> Less than \$5,000</p> <p><input type="radio"/> \$5,000 to \$7,499</p> <p><input type="radio"/> \$7,500 to \$9,999</p> <p><input type="radio"/> \$10,000 to \$12,499</p> <p><input type="radio"/> \$12,500 to \$14,999</p> <p><input type="radio"/> \$15,000 to \$17,499</p> <p><input type="radio"/> \$17,500 to \$19,999</p> <p><input type="radio"/> \$20,000 to \$24,999</p> <p><input type="radio"/> \$25,000 to \$34,999</p> <p><input type="radio"/> \$35,000 to \$49,999</p> <p><input type="radio"/> \$50,000 or more</p> <div style="border: 1px solid black; padding: 2px; font-size: small;"> <p><i>If this house is on a place of 10 acres or more, or if any part of this property is used as a commercial establishment or medical office, do not answer this question.</i></p> </div>	<p>C. Vacancy status</p> <p><u>Year round—</u></p> <p><input type="radio"/> For rent</p> <p><input type="radio"/> For sale only</p> <p><input type="radio"/> Rented or sold, not occupied</p> <p><input type="radio"/> Held for occasional use</p> <p><input type="radio"/> Other vacant</p> <p><input type="radio"/> Seasonal</p> <p><input type="radio"/> Migratory</p>																						
<p>H3. Do you have complete kitchen facilities?</p> <p><i>Complete kitchen facilities are a sink with piped water, a range or cook stove, and a refrigerator.</i></p> <p><input type="radio"/> Yes, for this household only</p> <p><input type="radio"/> Yes, but also used by another household</p> <p><input type="radio"/> No complete kitchen facilities for this household</p>	<p>H12. Answer this question if you pay rent for your living quarters.</p> <p>a. <u>If rent is paid by the month—</u></p> <p>What is the monthly rent?</p> <p>Write amount here — \$ _____ .00 (Nearest dollar)</p> <p>and</p> <p>Fill one circle</p> <p><input type="radio"/> Less than \$30</p> <p><input type="radio"/> \$30 to \$39</p> <p><input type="radio"/> \$40 to \$49</p> <p><input type="radio"/> \$50 to \$59</p> <p><input type="radio"/> \$60 to \$69</p> <p><input type="radio"/> \$70 to \$79</p> <p><input type="radio"/> \$80 to \$89</p> <p><input type="radio"/> \$90 to \$99</p> <p><input type="radio"/> \$100 to \$119</p> <p><input type="radio"/> \$120 to \$149</p> <p><input type="radio"/> \$150 to \$199</p> <p><input type="radio"/> \$200 to \$249</p> <p><input type="radio"/> \$250 to \$299</p> <p><input type="radio"/> \$300 or more</p>	<p>D. Months vacant</p> <p><input type="radio"/> Less than 1 month</p> <p><input type="radio"/> 1 up to 2 months</p> <p><input type="radio"/> 2 up to 6 months</p> <p><input type="radio"/> 6 up to 12 months</p> <p><input type="radio"/> 1 year up to 2 years</p> <p><input type="radio"/> 2 years or more</p>																						
<p>H4. How many rooms do you have in your living quarters?</p> <p><i>Do not count bathrooms, porches, balconies, foyers, halls, or half-rooms.</i></p> <p><input type="radio"/> 1 room</p> <p><input type="radio"/> 2 rooms</p> <p><input type="radio"/> 3 rooms</p> <p><input type="radio"/> 4 rooms</p> <p><input type="radio"/> 5 rooms</p> <p><input type="radio"/> 6 rooms</p> <p><input type="radio"/> 7 rooms</p> <p><input type="radio"/> 8 rooms</p> <p><input type="radio"/> 9 rooms or more</p>	<p>b. <u>If rent is not paid by the month—</u></p> <p>What is the rent, and what period of time does it cover?</p> <p>\$ _____ .00 per _____</p> <p>(Nearest dollar) (Week, half-month, year, etc.)</p>	<p>C/O <input type="radio"/> <input type="radio"/></p>																						
<p>H5. Is there hot and cold piped water in this building?</p> <p><input type="radio"/> Yes, hot and cold piped water in this building</p> <p><input type="radio"/> No, only cold piped water in this building</p> <p><input type="radio"/> No piped water in this building</p>																								
<p>H6. Do you have a flush toilet?</p> <p><input type="radio"/> Yes, for this household only</p> <p><input type="radio"/> Yes, but also used by another household</p> <p><input type="radio"/> No flush toilet</p>																								
<p>H7. Do you have a bathtub or shower?</p> <p><input type="radio"/> Yes, for this household only</p> <p><input type="radio"/> Yes, but also used by another household</p> <p><input type="radio"/> No bathtub or shower</p>																								
<p>H8. Is there a basement in this building?</p> <p><input type="radio"/> Yes</p> <p><input type="radio"/> No, built on a concrete slab</p> <p><input type="radio"/> No, built in another way (include mobile homes and trailers)</p>																								

FACSIMILE OF RESPONDENT
INSTRUCTIONS FOR THE 100-PERCENT
HOUSING QUESTIONS

- A. Mark only one circle. **This address** means the house or building number where your living quarters are located.
- H1. Mark **Yes** and enter telephone number, even if the telephone is in another apartment or building.
- H2. Mark the second circle only if you **must** go through someone else's living quarters to get to your own.
- H3. The kitchen sink, stove, and refrigerator do not have to be in the same room.
Also used by another household means that someone else who lives in the same building, but is not a member of your household, also uses the equipment. Mark this circle also if the occupants of living quarters now vacant would also use the equipment.
- H4. Count only whole rooms used for living purposes, such as living rooms, dining rooms, kitchens, bedrooms, finished recreation rooms, family rooms, etc. Do not count kitchenettes, strip or pullman kitchens; utility rooms; or unfinished attics, basements, or other space used for storage.
- H5. Mark **hot water** even if you have it only part of the time.
- H6, H7. See instructions for H3 for meaning of **Also used by another household**.
- H8. A house has a **basement** if there is enclosed space in which persons can walk upright under all or part of the building. A house on a **concrete slab** has no basement and no air or crawl space below it. A house built in another way is one directly on the ground or resting on a foundation or posts to provide crawl space.
- H9. **Owned or being bought** means that the living quarters are owned outright or are mortgaged. Also mark **Owned or being bought** if the living quarters are owned but the land is rented.
Mark **Rented for cash rent** if any money rent is paid. Rent may be paid by persons who are not members of your household.
Occupied without payment of cash rent includes, for example, a parsonage, a house or apartment provided free of rent by the owner, or a house or apartment occupied by a janitor or caretaker in exchange for services.
- H10. A **commercial establishment** is easily recognized from the outside; for example, a grocery store or barber shop. A **medical office** is a doctor's or dentist's office regularly visited by patients. If your house is on a place of 10 acres or more and also contains a commercial establishment or medical office, mark **Yes, 10 acres or more**.
- H11. Include the value of the house, the land it is on, and any other structures on the same property. If the house is owned but the land is rented, estimate the combined value of the house and the land.
- H12. Report the rent agreed to or contracted for, even if the furnishings, utilities, or services are included.
a. If you pay rent by the month, write in the amount of rent and fill one circle.
b. If rent is not paid by the month, answer both parts of b. For example, \$20 per week, \$1,500 per year, etc.
- H13. If exact costs are not known, estimate as closely as possible. Report amounts even if bills are unpaid or are paid by someone else. If the bills include utilities or fuel used also by another apartment or a business establishment, estimate the amounts for your own living quarters. If gas and electricity are billed together, enter the combined amount on the electricity line and bracket ({) the two utilities.

CORRECTION NOTE

In table 2, the data shown under tract 5 for block 630 (which is non-existent) refer to a portion of block 530 and are therefore to be combined with the data shown for block 530.

Table 1. Characteristics of Housing Units and Population, for Places of 2,500 Inhabitants or More: 1970

Idaho

[Data exclude vacant seasonal and vacant migratory housing units. For minimum base for derived figures (percent, average, etc.) and meaning of symbols, see text.]

Places	Percent of total population				Year-round housing units										Occupied housing units									
	Total population	Negro	In group quarters	Under 18 years	62 years and over	Locking some or all plumbing facilities		Units in—		Owner		Renter		1.01 or more persons per room		One-person households	With female head of family	With roomers, boarders, or lodgers						
						Total	Structures	One unit structures	10 or more units	Locking some or all plumbing facilities	Average number of rooms	Average value (dollars)	Percent Negro	Locking some or all plumbing facilities	Average number of rooms				Average tract rent (dollars)	Percent Negro	Total	With all plumbing facilities		
Boise City	74990	-	2	34	12	25987	579	20170	964	16848	134	5.8	18000	-	8213	369	4.0	98	1	1212	1186	4907	1996	591

Table 2. Characteristics of Housing Units and Population, by Blocks: 1970

Ada County, Idaho

[Data exclude vacant seasonal and vacant migratory housing units. For minimum base for derived figures (percent, average, etc.) and meaning of symbols, see text]

Blocks Within Census Tracts	Percent of total population				Year-round housing units				Occupied housing units																
	Total population	Negro	In group quarters	Under 18 years and over	Total	Locking some or all plumbing facilities	Units in--		Owner				Renter				1.01 or more persons per room		With roomers, boarders, or lodgers						
							One-unit structures	Structures of 10 or more units	Total	Locking some or all plumbing facilities	Average number of rooms	Average value (dollars)	Percent Negro	Total	Locking some or all plumbing facilities	Average number of rooms	Average contract rent (dollars)	Percent Negro		Total	With all plumbing facilities				
																						One-person households	With female head of family		
101	4118	4	8	16	28	2247	318	744	269	468	9	5.5	16000	4	1632	270	3.3	78	2	60	46	1129	155	55	
102	36	-	-	14	78	8	-	3	-	4	-	-	-	-	3	-	-	-	-	2	60	46	1129	155	55
103	35	-	-	6	39	22	-	5	-	3	-	-	-	-	19	-	2.9	92	-	-	-	-	15	-	-
104	4	-	-	29	27	7	-	2	-	9	-	-	-	-	24	-	2.3	66	-	-	-	-	16	-	-
105	78	-	-	-	1	-	-	-	-	-	-	-	-	-	-	-	-	-	-	-	-	-	-	-	-
106	30	-	-	3	44	65	8	6	-	8	-	5.0	-	-	51	-	2.9	67	-	-	-	-	43	4	2
107	51	12	-	33	8	21	1	6	-	5	-	5.2	11300	-	12	-	4.3	94	-	-	-	-	8	1	-
108	26	-	-	23	23	15	-	2	-	3	-	6.2	-	-	14	-	3.5	83	7	3	2	-	5	6	-
109	49	-	-	20	31	23	2	10	-	7	-	5.1	-	-	11	-	4.4	83	-	-	-	-	7	2	1
110	36	-	-	8	25	22	1	8	-	6	-	6.5	-	-	14	-	3.9	80	-	-	-	-	9	-	-
111	47	-	-	17	34	25	2	15	-	8	-	6.5	19500	-	17	-	2.8	83	-	-	-	-	12	1	-
112	23	-	-	22	26	10	-	3	-	3	-	-	-	-	6	-	4.0	86	-	-	-	-	2	-	-
113	40	-	-	16	10	11	-	4	-	4	-	-	-	-	7	-	5.7	144	-	-	-	-	3	-	-
114	18	-	-	17	17	4	-	4	-	4	-	-	-	-	1	-	5.7	144	-	-	-	-	2	-	-
115	41	-	-	37	27	16	-	6	-	5	-	6.0	14000	-	1	-	4.0	76	-	-	-	-	4	-	-
116	45	-	-	27	11	19	1	9	-	6	-	5.5	11300	-	10	-	4.0	76	-	-	-	-	2	6	1
117	20	-	-	60	12	12	-	10	-	5	-	5.2	13300	-	14	-	4.4	80	-	-	-	-	7	2	-
118	41	-	-	12	39	26	5	9	-	9	-	5.4	15000	-	2	-	4.4	83	-	-	-	-	5	-	-
119	43	-	-	23	14	21	2	4	-	6	-	5.3	15700	-	16	-	2.8	73	-	-	-	-	15	1	-
120	4	-	-	39	26	5	-	9	-	9	-	6.0	15700	-	14	-	3.3	82	-	-	-	-	8	1	-
121	53	-	-	21	36	38	9	6	7	6	-	5.5	-	-	30	9	2.5	62	-	2	1	25	3	-	
122	36	-	-	22	44	17	-	7	-	5	-	6.6	-	-	12	3	3.7	71	-	2	-	6	3	1	
123	52	-	-	8	33	30	3	8	-	5	-	5.6	-	-	24	3	2.7	70	-	2	2	14	3	1	
124	69	-	-	12	46	58	16	6	6	6	-	4.8	-	-	48	16	2.7	59	-	1	-	44	1	1	
125	60	-	-	12	28	33	5	9	10	10	-	5.2	17100	-	23	5	3.2	66	-	-	-	13	3	3	
126	76	-	-	8	24	49	1	9	20	7	-	6.6	31800	-	42	1	3.0	97	-	-	-	33	1	3	
127	14	-	-	7	57	3	-	3	-	5	-	5.8	-	-	4	-	-	-	-	-	-	5	-	-	
128	4	-	-	33	17	3	-	-	-	-	-	-	-	-	-	-	-	-	-	-	-	-	-	-	
201	6	-	-	17	3	-	-	-	-	-	-	-	-	-	-	-	-	-	-	-	-	-	-	-	
202	82	-	100	88	-	-	-	-	-	-	-	-	-	-	-	-	-	-	-	-	-	-	-	-	
203	42	-	-	14	17	27	3	5	-	5	-	4.8	-	-	21	3	3.2	75	-	-	-	16	4	2	
204	3	-	-	-	2	-	-	-	-	-	-	-	-	-	-	-	-	-	-	-	-	-	-	-	
205	14	-	-	21	14	8	-	2	-	2	-	-	-	-	-	-	-	-	-	-	-	-	-	-	
206	53	-	-	32	27	18	-	2	-	2	-	-	-	-	8	-	2.1	59	-	1	-	6	1	-	
207	29	-	-	48	21	2	-	2	-	2	-	-	-	-	23	16	2.3	55	-	-	-	20	-	-	
208	27	-	-	30	22	2	-	2	-	1	-	-	-	-	19	2	2.8	63	-	1	-	13	-	1	
209	20	-	-	23	30	11	-	7	-	7	-	-	-	-	15	2	2.7	72	-	-	-	15	1	-	
210	27	-	-	30	22	2	-	2	-	2	-	-	-	-	19	2	2.8	63	-	-	-	13	-	-	
211	44	-	-	18	21	11	3	7	-	3	-	-	-	-	7	-	4.1	56	-	-	-	6	-	-	
212	26	-	-	35	4	21	-	7	-	7	-	7.6	16300	-	13	3	3.0	73	-	-	-	8	3	-	
214	33	-	3	52	15	11	-	5	-	6	-	6.8	-	-	8	-	4.1	72	-	1	1	3	-	-	
215	40	-	-	33	25	14	-	7	-	10	-	6.4	15200	-	4	-	-	-	-	1	1	5	2	2	
216	15	-	-	60	9	1	-	6	-	6	-	5.5	13800	-	3	-	-	-	-	-	-	4	-	-	
217	20	-	-	20	55	11	-	9	-	4	-	5.5	13800	-	3	-	-	-	-	-	-	4	-	-	
220	21	-	-	29	29	6	-	5	-	5	-	-	-	-	6	-	4.8	67	-	-	-	5	1	-	
221	67	-	-	12	13	50	3	11	13	4	-	7.0	-	-	33	2	3.0	121	-	1	1	20	2	1	
222	32	-	-	50	27	2	-	2	-	4	-	5.7	-	-	22	2	2.9	62	-	-	-	20	2	-	
223	49	-	-	53	42	13	2	3	-	3	-	-	-	-	36	12	2.9	62	-	-	-	29	2	2	
224	5	-	-	60	5	4	-	1	-	1	-	-	-	-	3	-	-	-	-	-	-	-	-	-	
226	10	-	-	10	9	6	-	9	-	1	-	-	-	-	8	-	1.0	45	-	-	-	8	-	-	
230	15	-	-	13	14	11	-	-	-	-	-	-	-	-	14	11	1.3	34	-	-	-	13	-	-	
231	81	-	91	6	4	-	-	-	-	-	-	-	-	-	-	-	-	-	-	-	-	-	-	-	
232	36	-	-	28	22	14	-	7	-	4	-	-	-	-	10	-	4.2	74	-	1	1	5	2	-	
233	8	-	-	25	25	4	-	-	-	-	-	-	-	-	-	-	-	-	-	-	-	-	-	-	
301	23	22	-	44	9	8	-	5	-	2	-	-	-	-	6	-	4.7	70	17	1	1	3	1	-	
302	29	-	-	29	10	26	2	7	-	7	-	6.4	-	-	19	2	3.5	76	-	2	2	10	2	1	
303	29	-	-	17	45	14	-	10	-	7	-	6.9	28600	-	7	-	4.4	68	-	-	-	5	2	1	
307	2	-	-	-	1	-	-	-	-	-	-	-	-	-	-	-	-	-	-	-	-	-	-	-	
309	1	-	-	-	1	-	-	-	-	-	-	-	-	-	-	-	-	-	-	-	-	-	-	-	
310	1	-	-	-	2	-	-	-	-	-	-	-	-	-	-	-	-	-	-	-	-	-	-	-	
311	17	-	-	6	53	14	-	-	-	1	-	-	-	-	13	-	3.1	69	-	-	-	11	-	-	
312	80	-	-	8	31	60	7	6	24	5	-	5.0	-	-	54	7	3.0	65	-	1	1	42	2	-	
313	43	-	-	12	16	28	3	3	4	3	-	-	-	-	25	3	3.4	81	-	-	-	20	-	-	
314	40	-	-	26	33	22	-	5	-	4	-	-	-	-	18	-	4.3	106	-	-	-	13	2	1	
315	36	-	-	28	25	19	-	5	-	2	-														

Table 2. Characteristics of Housing Units and Population, by Blocks: 1970—Con.

Ada County, Idaho

[Data exclude vacant seasonal and vacant migratory housing units. For minimum base for derived figures (percent, average, etc.) and meaning of symbols, see text]

Blocks Within Census Tracts	Percent of total population				Year-round housing units				Occupied housing units														
	Total population	Negro	In group quarters	Under 18 years and over	Total	Units in—		Owner			Renter			1.01 or more persons per room		With roomers, boarders, or lodgers							
						Lacking some or all plumbing facilities	Structures of 10 or more units	Total	Lacking some or all plumbing facilities	Average number of rooms	Average value (dollars)	Percent Negro	Total	Lacking some or all plumbing facilities	Average number of rooms		Average contract rent (dollars)	Percent Negro	Total	With all plumbing facilities	One-person households	With female head of family	
224#	47	-	-	23	26	21	-	9	-	11	-	5.9	18900	-	8	-	3.9	78	-	-	3	2	-
225	33	-	-	24	18	14	-	14	-	11	-	4.6	9200	-	2	-	-	-	-	-	1	1	-
227#	116	-	-	21	26	52	2	50	2	38	2	3.9	7900	-	11	-	3.7	62	-	-	4	4	7
301	110	-	-	28	13	38	1	36	-	27	1	4.7	10300	-	10	-	4.1	65	-	-	3	3	6
302	16	-	-	50	19	7	2	7	-	2	-	-	-	-	3	-	-	-	-	-	1	1	-
303	12	-	-	17	25	4	-	-	-	-	-	-	-	-	-	-	-	-	-	-	-	-	-
304	38	-	-	26	13	12	-	12	-	8	-	4.3	11600	-	4	-	-	-	-	-	3	3	2
305	40	-	-	33	18	13	-	12	-	10	-	6.0	14800	-	3	-	-	-	-	-	-	-	3
306#	56	-	-	25	30	31	-	22	-	16	-	4.8	11100	-	10	-	3.5	76	-	-	1	1	12
307	32	-	-	41	16	10	-	10	-	9	-	5.9	13900	-	1	-	-	-	-	-	1	1	3
308	33	-	-	46	18	10	-	10	-	9	-	6.4	11500	-	-	-	-	-	-	-	1	1	1
309	38	-	-	40	13	12	-	12	-	11	-	7.1	14400	-	1	-	-	-	-	-	-	2	1
310	25	-	-	20	48	13	1	13	-	10	1	5.1	13600	-	3	-	-	-	-	-	-	6	1
311	46	-	-	35	13	14	-	11	-	10	-	5.8	12300	-	4	-	-	-	-	-	1	1	3
312	21	-	-	43	14	8	-	8	-	4	-	-	-	-	3	-	-	-	-	-	1	1	2
313	39	-	-	51	5	11	1	10	-	7	1	6.0	10800	-	3	-	-	-	-	-	-	-	2
314	38	-	-	61	-	7	-	7	-	5	-	5.4	21500	-	2	-	-	-	-	-	3	3	1
315	41	-	-	44	2	12	-	11	-	8	-	4.8	8400	-	3	-	-	-	-	-	2	2	1
317	32	-	-	28	13	12	-	10	-	9	-	5.4	12600	-	3	-	-	-	-	-	1	1	4
318	38	-	-	34	24	12	-	11	-	10	-	5.8	12400	-	2	-	-	-	-	-	1	1	2
319	45	-	-	40	11	12	-	12	-	12	-	5.9	11300	-	-	-	-	-	-	-	2	2	1
320	35	-	-	17	31	16	1	9	-	10	1	5.8	12300	-	3	-	-	-	-	-	-	3	1
322	25	-	-	28	24	12	-	6	-	7	-	5.3	15800	-	4	-	-	-	-	-	-	3	2
323	25	-	-	8	24	12	-	12	-	10	-	5.6	13600	-	1	-	-	-	-	-	-	2	1
401	69	-	9	32	20	28	2	20	-	14	1	4.9	11400	-	12	1	3.8	67	-	-	1	1	10
402	24	-	-	25	25	11	-	8	-	8	-	5.1	13000	-	3	-	-	-	-	-	1	1	3
403	35	-	-	23	26	14	-	14	-	12	-	5.0	15100	-	2	-	-	-	-	-	-	3	3
404	37	-	-	32	14	15	-	13	-	10	-	5.2	14900	-	3	-	-	-	-	-	1	1	3
405#	44	-	-	30	25	16	-	10	-	9	-	6.6	13300	-	6	-	3.5	67	-	-	-	2	1
406	35	-	-	37	9	13	-	11	-	10	-	4.7	10400	-	2	-	-	-	-	-	1	1	3
407	29	-	-	17	28	15	-	10	-	9	-	5.2	11600	-	5	-	3.4	81	-	-	1	1	3
408	21	-	-	29	14	7	-	4	-	5	-	5.4	-	-	2	-	-	-	-	-	-	2	1
409	16	-	-	25	25	7	-	5	-	5	-	5.2	-	-	2	-	-	-	-	-	-	2	-
410	23	-	-	44	4	9	-	7	-	5	-	5.2	13800	-	4	-	-	-	-	-	-	2	4
411	20	-	-	35	15	6	-	6	-	6	-	5.2	16300	-	-	-	-	-	-	-	-	-	1
412	8	-	-	25	13	4	-	-	-	-	-	-	-	-	-	-	-	-	-	-	-	-	-
413	43	2	-	16	33	20	-	15	-	10	-	4.6	10000	-	10	-	3.4	63	-	-	-	3	1
414#	42	-	-	45	10	13	-	13	-	8	-	4.6	10900	-	5	-	4.6	85	-	-	3	3	5
415	37	-	-	19	19	13	-	12	-	10	-	4.8	8100	-	3	-	-	-	-	-	1	1	3
416	25	-	-	24	20	11	-	11	-	10	-	5.1	12100	-	1	-	-	-	-	-	-	3	4
417	19	-	-	5	26	9	-	9	-	7	-	5.7	16400	-	2	-	-	-	-	-	-	2	-
419	32	-	-	19	25	15	-	12	-	11	-	5.5	12800	-	4	-	-	-	-	-	-	5	2
501	6	-	-	-	100	4	-	-	-	-	-	-	-	-	-	-	-	-	-	-	-	-	2
502	33	-	-	21	33	17	1	15	-	12	1	4.6	12000	-	3	-	-	-	-	-	-	7	2
503	30	-	-	30	27	11	-	11	-	9	-	5.6	13500	-	2	-	-	-	-	-	-	1	-
504	34	-	-	29	29	13	-	13	-	10	-	5.1	12500	-	3	-	-	-	-	-	1	1	2
505	36	-	-	33	19	11	-	11	-	11	-	6.0	13400	-	-	-	-	-	-	-	1	1	2
506	33	-	-	27	24	13	1	12	-	8	-	5.8	14200	-	4	-	-	-	-	-	-	1	1
507	22	-	-	23	27	9	-	9	-	6	-	5.0	9900	-	3	-	-	-	-	-	1	1	2
508	51	-	55	10	59	14	-	11	-	6	-	5.7	15200	-	6	-	3.0	93	-	-	-	6	3
509	19	-	-	21	42	9	-	9	-	7	-	5.3	11300	-	2	-	-	-	-	-	1	1	3
510	23	-	-	39	9	8	-	8	-	5	-	5.6	12300	-	2	-	-	-	-	-	-	2	-
511	15	-	-	13	33	9	-	9	-	5	-	5.4	10800	-	3	-	-	-	-	-	-	4	1
512	27	-	-	19	19	12	-	11	-	5	-	6.6	-	-	6	-	4.0	68	-	-	1	1	3
513	34	-	12	24	21	12	-	10	-	11	-	5.9	14400	-	-	-	-	-	-	-	-	1	1
514	29	-	-	10	35	13	-	11	-	10	-	4.8	11800	-	2	-	-	-	-	-	2	2	3
516	28	-	-	25	36	16	-	9	-	9	-	4.2	8800	-	6	-	3.7	79	-	-	1	1	8
517#	36	-	-	17	36	17	-	13	-	7	-	4.3	11800	-	10	-	4.2	75	-	-	-	5	3
5	6576	-	1	34	13	2264	24	1936	28	1544	15	5.5	14900	-	643	9	4.2	94	-	-	120	119	398
101	50	-	-	50	4	11	-	11	-	9	-	6.1	17800	-	2	-	-	-	-	-	1	1	49
102	50	-	-	64	-	9	-	9	-	8	-	5.9	15900	-	1	-	-	-	-	-	3	3	-
103	248	-	-	38	7	77	-	49	16	31	-	5.8	17800	-	43	-	5.0	131	-	-	4	4	8
104	86	-	-	45	4	23	-	22	-	19	-	6.9	25700	-	3	-	-	-	-	-	-	1	-
105	27	-	-	44	11	7	-	7	-	6	-	6.5	15000	-	1	-	-	-	-	-	2	2	-
106	56	-	-	25	4	20	-	17	-	18	-	6.6	22600	-	2	-	-	-	-	-	-	2	2
107	19	-	-	42	16	5	-	5	-	5	-	6.0	16500	-	-	-	-	-	-	-	-	2	1
108	126	-	-	39	5	42	-	32	-	27	-	5.4	16200	-	15	-	3.7	98	-	-	2	2	8
109	64	-	-	47	5	17	-	17	-	17	-	5.8	16500	-	-	-	-	-	-	-	1	1	5
110	20	-	-	50	10	4	-	-	-	-	-	-	-	-	-	-	-	-	-	-	-	-	-
111	56	-	-	45	2	16	-	14	-	9	-	5.7	21800	-	6	-	3.8	83	-	-	3	3	2
112	57	-	-	49	4	16	-	14	-	9	-	5.7	17400	-	7	-	4.3	75	-	-	3	3	1
113	126	-	-	41	8	43	-	40	-	28	-	5.4	13300	-	12	-	3.6	68	-	-	1	1	11
114	54	-	-	39	4	14	-	14	-	10	-	5.3	11000	-	3	-	-	-	-	-	3	3	2
115	137	-	-	39	6	40	-	38	-	30	-	4.9	12300	-	9	-	4.3	89	-	-	4	4	5
116	120	-	-	48	4	32	-	30	-	27	-	5.7	17500	-	4	-	-	-	-	-	3	3	1
117	58	-	-	40	14	17	1	17	-	17	1	5.2	15100	-	-	-	-	-	-	-	1	1	1
118	60	-	-	47	2	16	-	16	-	13	-	4.9	13600	-	3	-	-	-	-	-	1	1	1
119	65	-	-	40	2	20	-	20	-	15	-	5.1	13800	-	5	-	4.4	100	-	-	-	-	2
120	60	-	-	38																			

Table 2. Characteristics of Housing Units and Population, by Blocks: 1970—Con.

Ada County, Idaho

[Data exclude vacant seasonal and vacant migratory housing units. For minimum base for derived figures (percent, average, etc.) and meaning of symbols, see text]

Blocks Within Census Tracts	Percent of total population				Year-round housing units			Occupied housing units																	
	Total population	Negro	In group quarters	Under 18 years	62 years and over	Total	Lacking some or all plumbing facilities	Units in—		Owner				Renter				1.01 or more persons per room		With rooms, boarders, or lodgers					
								One-unit structures	Structures of 10 or more units	Total	Lacking some or all plumbing facilities	Average number of rooms	Average value (dollars)	Percent Negro	Total	Lacking some or all plumbing facilities	Average number of rooms	Average contract rent (dollars)	Percent Negro	Total	With all plumbing facilities	One-person households	With female head of family	With rooms, boarders, or lodgers	
207	80	-	-	39	5	22	-	22	-	17	-	5.4	14600	-	4	-	-	-	-	-	1	1	-	-	-
208	12	-	-	-	25	8	-	7	-	6	-	4.7	11700	-	1	-	-	-	-	-	-	1	3	-	-
209	33	-	-	46	-	8	-	8	-	7	-	4.6	13800	-	1	-	-	-	-	-	2	2	-	-	-
210	5	-	-	-	60	3	-	-	-	-	-	-	-	-	-	-	-	-	-	-	-	-	-	-	-
211	16	-	-	25	13	8	-	8	-	7	-	4.3	8300	-	1	-	-	-	-	-	-	-	-	-	-
212	39	-	-	26	3	21	2	11	-	9	-	5.2	13300	-	9	2	3.8	81	-	-	-	1	4	7	2
213	10	-	-	-	20	6	1	5	-	5	1	4.8	11800	-	1	-	-	-	-	-	-	-	3	-	-
214	19	-	-	11	37	8	-	8	-	6	-	5.2	11700	-	2	-	-	-	-	-	-	-	-	-	-
215	18	-	-	6	61	7	1	7	-	7	1	4.6	9900	-	-	-	-	-	-	-	-	-	1	-	-
216	27	-	-	33	4	10	-	10	-	6	-	4.5	12500	-	4	-	-	-	-	-	-	-	2	2	-
217	21	-	-	14	24	9	-	9	-	5	-	4.8	13800	-	4	-	-	-	-	-	-	-	1	1	1
218	65	-	-	43	14	19	-	19	-	16	-	5.8	13500	-	3	-	-	-	-	-	-	-	4	4	2
302	31	-	-	45	-	5	-	5	-	5	-	5.8	11300	-	3	-	-	-	-	-	2	2	1	1	3
303	17	-	-	41	8	8	-	8	-	5	-	5.0	12800	-	-	-	-	-	-	-	1	1	-	-	-
304	24	-	-	21	8	8	-	8	-	4	-	-	-	-	4	-	-	-	-	-	-	2	2	2	
305	30	-	-	33	-	9	-	9	-	-	-	-	-	-	-	-	-	-	-	-	-	-	-	-	-
306	313	-	3	35	10	108	1	73	11	60	-	5.8	16800	-	5	-	3.6	73	-	-	1	1	-	-	-
307	177	-	-	33	20	69	1	57	-	43	1	4.9	12700	-	43	1	4.0	97	-	-	4	4	14	8	2
308	37	-	-	16	33	19	1	15	-	11	-	3.5	9200	-	23	-	4.2	95	-	-	3	3	12	10	-
309	29	-	-	48	3	7	-	6	1	5	-	6.4	21300	-	4	-	-	-	-	-	1	1	2	1	-
310	71	9	-	44	7	20	-	18	-	17	-	5.3	15100	6	3	-	-	-	-	-	2	2	1	2	-
311	15	-	-	47	-	4	-	-	-	-	-	-	-	-	-	-	-	-	-	-	-	-	-	-	-
312	14	-	-	21	29	6	-	4	-	5	-	-	-	-	-	-	-	-	-	-	-	-	-	-	-
313	64	-	-	30	23	23	-	23	-	18	-	4.4	-	-	4	-	-	-	-	-	7	1	1	3	1
314	15	-	-	33	27	5	-	5	-	5	-	6.6	29700	-	1	-	-	-	-	-	-	-	1	1	-
315	72	-	-	31	11	22	-	22	-	21	-	6.4	25500	-	-	-	-	-	-	-	-	-	-	-	-
317	10	-	-	-	40	4	-	4	-	-	-	6.1	18400	-	1	-	-	-	-	-	-	-	2	-	-
318	17	-	-	24	18	7	-	7	-	5	-	7.8	27000	-	1	-	-	-	-	-	-	-	1	-	-
319	17	-	-	18	18	8	-	8	-	7	-	6.3	19300	-	1	-	-	-	-	-	-	-	1	-	-
320	23	-	-	44	13	9	-	7	-	6	-	7.7	26000	-	1	-	-	-	-	-	-	-	2	1	-
321	28	-	-	21	21	11	1	8	-	7	1	6.4	12900	-	4	-	-	-	-	-	-	-	3	1	1
322	31	-	-	26	13	12	-	11	-	11	-	6.5	16000	-	-	-	-	-	-	-	1	1	2	2	-
323	22	-	-	18	27	10	-	5	-	8	-	4.9	-	-	2	-	-	-	-	-	1	1	3	3	-
324	34	-	-	47	6	10	1	9	-	6	-	4.5	12900	-	4	-	-	-	-	-	2	2	2	1	1
325	35	-	-	34	14	11	-	9	-	7	-	4.9	8400	-	3	-	-	-	-	-	1	1	3	3	-
326	38	-	-	42	13	11	1	11	-	7	-	5.0	8700	-	4	-	-	-	-	-	2	1	2	1	1
401	26	-	-	19	15	10	-	6	-	5	-	5.2	14300	-	5	-	4.0	65	-	-	2	1	3	3	2
402	19	21	-	11	-	9	-	9	-	8	-	4.6	13300	11	5	-	-	-	-	-	-	-	1	1	-
403	41	-	-	29	10	13	-	10	-	8	-	4.6	13400	-	5	-	4.0	61	-	-	2	2	3	3	1
404	36	-	81	61	-	5	-	1	-	-	-	-	-	-	4	-	-	-	-	-	-	-	-	-	-
405	32	-	-	34	25	10	1	9	-	8	-	5.5	15300	-	2	-	-	-	-	-	-	-	1	1	-
406	29	-	-	24	10	10	-	10	-	10	-	6.8	14800	-	-	-	-	-	-	-	-	-	1	1	-
407	32	-	-	28	28	12	-	12	-	10	-	5.2	15600	-	2	-	-	-	-	-	-	-	2	1	-
408	42	-	-	52	7	10	-	10	-	8	-	5.7	14200	-	2	-	-	-	-	-	3	3	1	1	-
409	24	-	-	29	25	9	-	9	-	7	-	6.1	15100	-	2	-	-	-	-	-	-	-	1	1	-
410	29	-	-	28	-	9	-	9	-	9	-	5.0	12100	-	2	-	-	-	-	-	-	-	-	-	-
411	25	-	-	28	32	10	-	8	-	8	-	4.9	17400	-	-	-	-	-	-	-	-	-	2	3	1
412	21	-	-	10	33	10	-	10	-	10	-	5.0	12100	-	2	-	-	-	-	-	-	-	3	3	-
413	26	-	-	23	27	10	-	10	-	9	-	5.0	10900	-	-	-	-	-	-	-	-	-	3	3	-
414	29	-	-	38	21	10	-	10	-	8	-	5.8	12800	-	1	-	-	-	-	-	1	1	3	3	1
415	17	-	-	12	47	7	-	7	-	6	-	6.0	15000	-	1	-	-	-	-	-	-	-	-	1	-
416	26	-	-	14	21	11	-	11	-	6	-	5.2	11400	-	5	-	-	-	-	-	-	-	1	2	-
417	43	-	-	21	12	20	-	12	-	7	-	5.6	18400	-	11	-	3.6	96	-	-	2	2	6	2	-
418	10	-	-	21	35	10	-	10	-	8	-	6.8	19200	-	2	-	-	-	-	-	-	-	1	1	-
419	25	-	-	40	28	9	-	7	-	7	-	6.0	20000	-	2	-	-	-	-	-	1	1	2	2	-
420	27	-	-	33	11	10	-	8	-	8	-	5.3	14600	-	2	-	-	-	-	-	-	-	2	2	-
421	25	-	-	16	44	12	1	12	-	9	1	4.9	11500	-	3	-	-	-	-	-	1	1	2	2	1
422	28	-	-	23	21	10	-	8	-	9	-	5.9	19800	-	1	-	-	-	-	-	-	-	3	3	1
423	22	-	-	27	41	7	-	6	-	6	-	5.7	12700	-	1	-	-	-	-	-	1	1	1	1	-
501	28	-	-	32	25	10	-	10	-	8	-	5.3	12500	-	2	-	-	-	-	-	-	-	1	1	-
502	22	-	-	32	23	10	-	10	-	9	-	5.2	11800	-	-	-	-	-	-	-	-	-	6	1	-
503	24	-	-	38	8	9	-	9	-	7	-	4.7	12000	-	1	-	-	-	-	-	-	-	-	-	-
504	33	-	-	27	13	11	-	11	-	10	-	6.9	17300	-	2	-	-	-	-	-	-	-	3	3	-
505	30	-	-	47	7	7	-	7	-	6	-	8.2	19400	-	1	-	-	-	-	-	-	-	1	2	-
506	34	-	-	38	12	11	-	11	-	11	-	6.3	13400	-	1	-	-	-	-	-	-	-	3	3	1
507	23	-	-	26	44	8	-	8	-	8	-	6.3	16400	-	-	-	-	-	-	-	-	-	4	-	-
508	26	-	-	12	31	11	-	11	-	8	-	5.8	12100	-	3	-	-	-	-	-	1	1	-	-	-
509	23	-	-	9	39	13	-	13	-	8	-	5.3	10000	-	3	-	-	-	-	-	-	-	3	3	-
510	31	-	-	42	13	10	-	10	-	7	-	6.4	11800	-	3	-	-	-	-	-	-	-	3	3	-
511	31	-	-	36	7	11	-	11	-	6	1	6.8	15400	-	3	-	-	-	-	-	-	-	2	2	-
512	43	-	-	49	2	10	-	8	-	8	-	6.0	12800	-	5	-	3.4	79	-	-	-	-	2	2	-
513	31	-	-	39	7	10	-	10	-	8	-	5.5	15400	-	2	-	-	-	-	-	2	2	1	1	1
514	22	-	-	32	30	6	-	6	-	5	-	5.8	17800	-	1	-	-	-	-	-	-	-	-	-	-
515	29	-	-	35	28	12	-	12	-	8	-	5.3	10400	-	4	-	-	-	-	-	1	1	3	3	1
516																									

Table 2. Characteristics of Housing Units and Population, by Blocks: 1970—Con.

Ada County, Idaho

[Data exclude vacant seasonal and vacant migratory housing units. For minimum base for derived figures (percent, average, etc.) and meaning of symbols, see text]

Blocks Within Census Tracts	Percent of total population				Year-round housing units				Occupied housing units											
	Total population	Negro	In group quarters	Under 18 years and over	Total	Units in—		Owner			Renter			1.01 or more persons per room		With roomers, boarders, or lodgers				
						Locking some or all plumbing facilities	Structures of 10 or more units	Locking some or all plumbing facilities	Average number of rooms	Average value (dollars)	Percent Negro	Locking some or all plumbing facilities	Average number of rooms	Average contract rent (dollars)	Percent Negro	Total	With all plumbing facilities	One-person households	With female head of family	With roomers, boarders, or lodgers
220	30	-	-	43	10	-	10	8	6.3	13600	-	2	-	-	3	1	1			
221	18	-	-	22	8	-	8	7	6.0	13400	-	-	-	-	-	-	-			
222	37	-	-	35	14	1	9	8	5.9	12500	-	6	3.7	91	1	1	2			
223	23	-	-	39	9	-	9	4	-	-	-	5	4.6	-	-	-	-			
224#	28	-	-	32	14	-	9	6	5.3	10800	-	8	3.9	141	-	-	1			
301	26	-	-	27	10	-	10	9	5.3	10400	-	1	-	-	-	-	-			
302	36	-	-	28	14	-	10	9	5.8	10900	-	5	3.0	76	-	-	1			
303	40	-	-	40	11	-	9	9	7.1	14500	-	2	-	-	1	1	1			
304	23	-	-	22	9	-	9	7	6.4	19600	-	2	-	-	-	-	3			
305	39	-	-	39	13	2	11	8	4.8	12900	-	5	5.0	98	1	2	-			
306	33	-	-	30	12	-	9	4	-	-	-	7	5.4	83	1	1	1			
307	26	-	-	15	13	-	9	5	4.4	14500	-	8	4.3	109	3	7	1			
308	22	-	-	9	16	-	11	6	5.0	9200	-	7	3.9	118	-	-	-			
309	26	-	-	23	10	-	10	9	5.3	11600	-	1	-	-	-	-	-			
310	20	-	-	10	20	-	9	5	5.4	11800	-	4	-	-	-	-	-			
311	23	-	-	35	17	-	8	6	6.5	10800	-	4	-	-	-	-	-			
312	27	-	-	41	11	-	7	6	5.3	11300	-	2	-	-	2	2	2			
313	36	-	-	3	23	-	6	6	4.7	-	-	17	3.8	135	10	2	3			
314#	52	-	-	44	17	-	11	10	5.7	9000	-	5	4.6	89	2	2	-			
315	35	-	-	40	12	-	12	7	4.9	10200	-	4	-	-	3	3	-			
316#	39	-	-	41	13	-	10	7	5.6	10100	-	6	3.5	83	1	1	1			
317#	33	-	-	33	12	-	6	4	-	-	-	7	4.0	118	2	2	-			
318	12	-	-	8	7	-	7	3	-	-	-	4	-	-	-	-	1			
319	37	-	-	32	12	1	10	7	6.1	12800	-	5	4.6	85	-	-	-			
320	8	-	-	25	2	-	-	-	-	-	-	-	-	-	-	-	-			
321	23	-	-	30	8	1	8	6	6.7	22000	-	2	-	-	2	1	-			
322	24	-	-	54	7	-	7	6	7.7	28800	-	-	-	-	-	-	-			
323	45	-	-	42	4	-	13	7	6.0	10700	-	6	4.5	93	2	1	3			
324	25	-	-	36	8	-	8	7	5.0	7900	-	2	-	-	1	-	-			
325	28	-	-	18	14	-	11	8	5.4	11900	-	1	-	-	-	-	-			
401	30	-	-	10	73	-	6	1	-	-	-	17	4.5	190	9	1	-			
402	31	-	-	29	39	-	8	9	6.7	15800	-	1	-	-	2	2	-			
403	37	-	-	43	24	-	12	11	6.1	12900	-	7	-	-	1	1	-			
404	23	-	-	13	26	-	11	4	-	-	-	7	3.1	106	5	5	-			
405	22	-	-	27	23	2	7	2	-	-	-	9	4.1	134	3	3	2			
406	34	-	-	18	15	-	20	6	5.0	-	-	10	2	3.8	91	3	3			
407	21	-	-	29	43	1	9	5	5.4	10100	-	1	-	-	1	1	1			
408	26	19	-	12	31	-	12	5	5.2	-	-	6	3.0	85	1	3	1			
409	34	-	-	41	15	-	11	7	5.7	7200	-	4	-	-	3	1	-			
410	35	-	-	46	3	-	10	7	5.1	10200	-	3	-	-	2	1	-			
411	34	-	-	12	35	1	5	7	5.1	12300	-	11	3.0	66	1	1	6			
412	24	-	-	29	21	-	12	8	6.5	11800	-	4	-	-	6	6	3			
413#	37	-	-	32	8	-	14	5	4.8	-	-	7	4.7	82	2	2	1			
414	24	-	-	25	13	-	8	7	5.6	9100	-	1	-	-	2	2	-			
415	31	-	-	16	32	-	13	7	4.9	12700	-	6	4.0	94	2	4	1			
416	23	-	-	35	13	-	10	3	-	-	-	6	4.7	73	4	4	1			
417	34	-	-	41	15	-	11	9	5.9	9000	-	2	-	-	1	1	4			
418	38	-	-	40	16	1	14	8	5.6	9100	-	6	4.0	77	1	1	5			
419#	31	-	-	16	19	-	18	6	5.7	9200	-	10	3.7	77	1	1	5			
420	19	-	-	16	16	-	10	6	5.7	11800	-	4	-	-	4	4	-			
421	42	-	-	38	7	-	13	7	4.3	8300	-	5	3.6	74	3	3	1			
422	32	-	-	47	22	-	12	9	5.1	12300	-	3	-	-	5	5	4			
423	25	-	-	20	28	1	13	8	6.6	13400	-	4	-	-	3	3	1			
424	26	-	-	27	23	-	9	7	7.7	28200	-	2	-	-	1	1	-			
425	21	-	-	57	5	-	3	5	7.4	-	-	-	-	-	2	2	-			
426	36	-	-	17	19	-	14	9	6.3	11700	-	7	3.6	87	3	3	1			
427	39	-	-	39	15	-	12	8	6.6	14500	-	4	-	-	1	1	3			
428	30	-	-	30	23	-	9	9	6.2	14600	-	-	-	-	-	-	1			
501	26	-	-	27	19	-	11	5	6.8	14300	-	6	3.8	93	4	4	1			
502	53	-	-	47	13	-	18	10	6.0	16300	-	8	4.3	95	2	2	6			
503	38	-	-	45	11	-	11	10	8.1	22600	-	1	-	-	2	1	1			
504	8	-	-	30	2	-	1	-	-	-	-	-	-	-	-	-	-			
505	3	-	-	-	1	-	-	-	-	-	-	-	-	-	-	-	-			
506	36	-	-	26	12	-	12	8	5.4	9700	-	3	-	-	3	3	2			
507	43	-	-	26	12	1	11	9	5.1	9700	-	8	3.5	84	2	2	2			
508#	18	-	-	49	9	2	4	2	-	-	-	6	2	3.5	42	6	6			
509#	29	-	-	28	9	-	15	10	6.3	11300	-	5	3.8	94	3	3	1			
510	24	-	-	25	17	-	11	5	6.8	11500	-	5	4.6	83	1	1	4			
511	54	-	-	44	11	-	15	9	5.8	12400	-	6	5.0	79	1	1	2			
512	1	-	-	-	1	-	-	-	-	-	-	-	-	-	-	-	-			
513#	55	-	-	15	29	-	25	16	5.1	10200	-	9	4.6	97	1	1	9			
514	22	-	-	9	5	-	13	8	4.8	12900	-	4	-	-	5	5	-			
515	24	-	-	29	17	-	9	8	4.9	7500	-	1	-	-	1	1	-			
516	37	-	-	51	11	-	11	8	6.4	10000	-	3	-	-	2	2	1			
517	27	-	-	22	30	-	12	11	5.5	9800	-	1	-	-	2	2	1			
518	68	-	-	43	9	-	25	15	5.5	9400	-	-	-	-	2	2	4			
519#	63	-	-	36	19	-	30	9	4.7	10200	-	10	4.6	83	1	1	8			
520	30	-	-	27	15	-	14	11	4.6	7100	-	16	4.6	93	2	2	6			
521#	53	-	-	40	19	-	18	10	5.7	10900	-	9	3.7	86	1	1	5			
522#	24	-	-	21	13	-	11	6	5.0	15300	-	6	4.0	75	3	3	4			
523	49	-	-	20	29	1	19	15	5.5	13800	-	11	3.3	75	1	1	13			
524	44	-	-	14	23	-	17	14	5.5	10000	-	9	4.6	71	1	1	9			
525	35	20	-	34	20	-	13	8	6.3	13000	13	5	4.4	-	2	2	4			
526	12	-	-	33	5	-	3	2	-	-	-	3	-	-	2	2	3			
527	25	-	-	32	20	-	9	9	7.9	28300	-	-	-	-	2	2	-			
528	41	-	-	51	5	-	11	10	7.5	21100	-	1	-	-	3	3	1			
529	31	5	-	35	9	-	9	9	6.8	16700	11	-	-	-	3	3	1			
530	31	-	-	23	23	-	11	9	5.8	12500	-	2	-	-	1	1	1			
601	27	-	-	22	11	-	11	7	7.0	16800	-	4	-	-	2	2	3			
602	24	-	-	25	17	-	10	9	8.7	15300	-	1	-	-	3	3	1			

Table 2. Characteristics of Housing Units and Population, by Blocks: 1970—Con.

Ada County, Idaho

[Data exclude vacant seasonal and vacant migratory housing units. For minimum base for derived figures (percent, average, etc.) and meaning of symbols, see text]

Blocks Within Census Tracts	Percent of total population				Year-round housing units				Occupied housing units														
	Total popu- lation	In group quar- ters	Under 18 years	62 years and over	Total	Units in—		Owner			Renter			1.01 or more persons per room		With all plumb- ing facil- ities	One- person house- holds	With female head of family	With room- ers, board- ers, or lodg- ers				
						Lack- ing some or all plumb- ing facil- ities	One- unit struc- tures	Struc- tures of 10 or more units	Total	Lack- ing some or all plumb- ing facil- ities	Aver- age num- ber of rooms	Aver- age value (dol- lars)	Per- cent Negro	Total	Lack- ing some or all plumb- ing facil- ities					Aver- age num- ber of rooms	Aver- age con- tract rent (dol- lars)	Per- cent Negro	Total
127	35	-	29	9	13	-	13	9	4.8	11600	-	4	-	-	-	2	2	3	2	-			
128	44	-	36	5	14	-	14	12	5.9	15900	-	2	-	-	-	1	1	1	2	1			
201	78	-	33	9	22	-	22	20	7.1	24900	-	2	-	-	-	-	-	-	-	-			
202	5	-	-	20	3	-	-	-	-	-	-	-	-	-	-	-	-	-	-	-			
203	18	-	56	4	3	-	-	-	-	-	-	-	-	-	-	-	-	-	-	-			
204	50	-	38	7	16	-	16	9	6.1	13300	-	7	-	5.1	116	-	-	1	1	-			
205	208	-	39	7	61	-	59	53	6.9	23100	-	8	-	6.1	119	-	-	5	5	1			
206	40	-	30	15	14	-	14	14	5.2	11300	-	3	-	-	-	1	1	1	1	2			
207	46	-	30	9	14	-	13	11	5.4	12600	-	3	-	-	-	1	1	1	1	2			
208	32	-	22	6	11	-	9	7	5.4	14600	-	4	-	-	-	1	1	1	1	-			
209	35	-	20	26	14	-	13	10	5.9	11300	-	4	-	-	-	2	2	3	1	-			
210	50	-	44	6	13	-	13	9	5.6	12200	-	4	-	-	-	2	2	1	2	-			
211	30	-	20	40	16	-	14	12	4.5	11100	-	2	-	-	-	1	1	3	2	-			
212	36	-	22	33	13	1	11	10	6.3	13500	-	3	-	-	-	1	1	2	1	-			
213	18	-	50	6	4	-	-	-	-	-	-	-	-	-	-	-	-	-	-	-			
214	40	-	40	10	13	-	12	10	7.3	29400	-	3	-	-	-	-	-	4	1	1			
215	62	-	7	26	15	-	18	19	7.8	31200	-	1	-	-	-	-	-	5	3	1			
216	33	-	30	9	12	-	9	9	6.3	28900	-	3	-	-	-	-	-	3	1	1			
217	28	-	14	18	10	-	10	9	7.2	25800	-	1	-	-	-	-	-	1	1	-			
218	134	-	43	6	37	-	37	34	6.1	15000	-	3	-	-	-	3	3	1	6	-			
219	40	-	40	-	13	-	13	11	5.5	13800	-	-	-	-	-	-	-	-	2	2			
220	160	-	38	6	50	1	50	38	5.5	13700	-	12	-	5.4	123	1	1	3	4	1			
221	68	-	37	9	25	-	23	19	5.0	14700	-	5	-	4.4	106	2	2	5	2	1			
222	62	-	27	11	22	-	15	10	5.6	16100	-	12	-	4.4	93	-	-	2	1	-			
223	3	-	-	-	5	1	3	1	-	-	-	1	-	-	-	-	-	-	-	-			
224	8	-	75	-	1	-	-	-	-	-	-	-	-	-	-	-	-	-	-	-			
225	37	-	19	16	17	1	16	11	7.1	33900	-	4	-	-	-	-	-	4	-	-			
226	2	-	-	-	1	-	-	-	-	-	-	-	-	-	-	-	-	-	-	-			
227#	160	-	38	13	49	1	43	40	6.8	27600	-	8	-	3.6	84	6	6	6	3	1			
229	9	-	22	-	4	-	-	-	-	-	-	-	-	-	-	-	-	-	-	-			
301	21	-	24	43	6	-	6	6	5.8	14600	-	-	-	-	-	-	-	-	-	-			
302	22	-	23	32	11	-	6	6	7.8	37100	-	5	-	3.8	-	-	-	6	1	-			
303	32	-	44	6	10	-	8	8	7.9	31600	-	2	-	-	-	-	-	-	-	-			
304	34	-	9	27	19	-	10	9	6.0	24000	-	9	-	3.8	88	-	-	7	2	-			
305	41	-	27	20	17	-	9	9	5.9	20800	-	7	-	3.9	116	1	1	5	2	-			
306	34	-	85	-	3	-	-	-	-	-	-	-	-	-	-	-	-	-	-	-			
307#	40	-	35	15	18	-	11	7	5.3	9100	-	9	-	4.2	130	1	1	6	4	1			
308	37	16	32	27	14	-	10	9	5.2	11500	22	5	-	3.4	-	2	2	7	4	-			
309	23	-	17	39	13	-	9	9	5.8	17700	-	2	-	-	-	-	-	-	-	-			
310	46	-	59	4	13	-	12	8	7.4	17700	-	3	-	-	-	2	2	1	3	-			
311	28	-	36	14	12	-	12	8	5.6	12200	-	3	-	-	-	-	-	3	1	-			
312	30	-	20	20	13	-	13	10	5.5	12400	-	3	-	-	-	-	-	2	1	-			
313	33	-	12	36	17	1	15	11	4.7	9400	-	5	-	4.4	-	-	-	4	7	-			
314	37	-	24	30	17	-	14	11	5.7	12400	-	6	-	4.5	107	-	-	-	1	-			
315	24	-	29	33	10	-	10	10	5.9	13200	-	-	-	-	-	-	-	5	7	1			
317	45	-	18	29	23	-	15	9	5.3	9600	-	11	-	4.2	74	1	1	7	5	1			
318	51	-	31	8	19	-	14	10	5.8	10200	-	9	-	3.4	75	-	-	3	4	-			
319	60	-	28	5	25	1	17	11	4.8	11000	-	13	-	4.1	92	1	1	4	2	-			
320	65	-	19	32	32	-	17	16	5.1	13900	-	16	-	4.6	98	-	-	13	8	-			
321	64	-	13	28	13	2	5	7	5.0	-	-	19	2	3.7	88	1	1	8	2	-			
322	45	-	36	16	14	-	12	8	5.3	20800	-	6	-	5.7	112	-	-	2	2	1			
323	21	-	29	19	8	-	4	4	-	-	-	4	-	-	-	-	-	2	5	-			
324	27	-	15	41	16	3	10	7	7.3	22700	-	7	2	4.4	66	-	-	5	2	1			
326	232	-	25	12	104	3	18	14	7.1	35400	-	76	2	4.0	166	1	4	21	9	4			
327	239	-	15	17	128	1	18	18	8.2	39100	-	105	-	3.5	175	-	-	60	7	6			
329	2	-	-	-	1	-	-	-	-	-	-	-	-	-	-	-	-	-	-	-			
330#	18	-	6	56	14	7	12	4	-	-	-	9	6	2.6	52	-	-	8	1	-			
331	3	-	-	-	2	-	-	-	-	-	-	-	-	-	-	-	-	-	-	-			
901	9	-	11	-	4	-	-	-	-	-	-	-	-	-	-	-	-	-	-	-			
902	5	-	40	-	1	-	-	-	-	-	-	-	-	-	-	-	-	-	-	-			
903	373	1	98	1	2	3	-	-	-	-	-	-	-	-	-	-	-	-	-	-			
904	13	-	54	-	3	-	-	-	-	-	-	-	-	-	-	-	-	-	-	-			
905	7	-	71	-	1	-	-	-	-	-	-	-	-	-	-	-	-	-	-	-			
906	155	-	1	37	7	45	44	40	5.6	14200	-	5	-	4.8	118	4	4	-	2	1			
B	4445	-	36	10	1465	12	1234	1027	5	5.3	15500	-	404	5	4.1	92	1	94	93	214			
101	128	-	33	16	46	-	8	4	-	-	-	42	-	3.6	70	-	-	7	11	3			
102	36	-	31	17	14	1	13	10	4.7	13900	-	4	-	-	-	-	-	3	1	-			
103	9	-	11	56	4	-	-	-	-	-	-	-	-	-	-	-	-	-	-	-			
105	26	4	27	7	9	-	7	4	-	-	-	5	-	5.4	110	20	-	-	2	1			
106	15	-	27	27	6	-	6	4	-	-	-	2	-	-	-	-	-	1	1	-			
107	38	-	26	32	17	-	17	8	5.6	10000	-	8	-	3.3	56	-	-	7	1	-			
108	35	-	31	14	13	-	13	9	4.2	9300	-	4	-	-	-	-	-	3	3	1			
109	34	-	21	6	15	-	14	7	3.9	7600	-	7	-	4.1	86	-	-	1	1	-			
110	88	2	16	1	28	-	23	27	-	-	-	27	-	3.6	165	-	6	6	1	14			
111	45	-	36	-	14	-	14	8	5.4	15800	-	6	-	4.7	85	-	-	1	1	2			
112	33	-	21	15	10	-	10	9	5.4	15100	-	7	-	-	-	1	1	-	2	2			
113	51	-	39	2	15	-	15	8	5.3	12500	-	7	-	-	-	-	-	-	-	-			
114	22	-	9	14	12	-	11	7	5.9	12180	-	8	-	4.3	86	-	2	2	4	1			
115	44	-	14	16	17	-	12	9	4.3	12600	-	5	-	5.4	94	-	-	6	6	-			
116	46	-	35	9	18	-	17	8	4.6	11500	-	8	-	3.6	92	-	-	1	1	-			
117	33	-	27	9	15	-	15	11	4.6	11100	-	4	-	4.9	116	-	-	6	3	2			
118	37	-	35	11	12	-	12	7	5.6	13200	-	5	-	3.2	47	-	-	5	5	-			
119	51	-	28	10	20	-	14	11	5.3	9800													

Table 2. Characteristics of Housing Units and Population, by Blocks: 1970—Con.

[Data exclude vacant seasonal and vacant migratory housing units. For minimum base for derived figures (percent, average, etc.) and meaning of symbols, see text]

Blocks Within Census Tracts	Percent of total population				Year-round housing units				Occupied housing units															
	Total population	Negro	In group quarters	Under 18 years and over	Total	Lacking some or all plumbing facilities	Units in—		Owner				Renter				1.01 or more persons per room		With all plumbing facilities	One-person households	With female head of family	With roomers, boarders, or lodgers		
							One-unit structures	Structures of 10 or more units	Total	Lacking some or all plumbing facilities	Average number of rooms	Average value (dollars)	Percent Negro	Total	Lacking some or all plumbing facilities	Average number of rooms	Average contract rent (dollars)	Percent Negro					Total	With all plumbing facilities
125	29	-	-	35	10	-	10	-	6	-	4.8	9200	-	3	-	-	-	1	1	1	-	-	-	
126	30	7	-	7	20	1	17	-	12	1	4.4	10600	8	4	-	-	-	-	-	4	2	-	1	
127	33	-	-	33	15	-	6	-	7	-	4.6	11300	-	5	-	4.8	-	-	-	2	4	2	1	
128	39	-	-	26	10	-	18	-	11	-	4.6	16100	-	6	-	3.7	61	-	-	3	3	1	-	
129	39	-	-	36	13	-	14	-	12	-	4.9	12100	-	2	-	-	-	1	1	4	3	1	-	
201	26	-	-	39	-	-	8	-	3	-	-	-	-	5	-	4.0	-	1	1	2	1	3	-	
202	39	-	-	33	5	-	13	-	7	-	5.6	11300	-	6	-	3.2	77	-	-	2	6	-	1	
203	30	-	-	23	20	-	11	-	10	-	4.2	9300	-	4	-	-	-	-	-	2	2	-	1	
204	34	-	-	35	15	-	10	-	7	-	4.6	9800	-	3	-	-	-	2	2	-	-	-	-	
205	21	-	-	38	14	-	7	-	6	-	5.3	13800	-	1	-	-	-	1	1	1	-	-	-	
206	27	-	-	33	15	-	12	-	7	-	5.6	9100	-	3	-	-	-	-	-	2	-	-	-	
207	18	-	-	39	17	-	6	-	3	-	-	-	-	2	-	-	-	1	1	-	-	-	-	
209	86	-	-	30	17	-	33	-	27	-	5.1	12900	-	4	-	-	-	-	-	7	2	-	-	
210	43	-	-	30	21	-	16	-	10	-	5.0	11100	-	5	-	3.8	-	1	1	1	1	1	-	
211	311	-	-	39	8	-	95	2	79	1	5.6	16200	-	15	1	4.2	87	4	4	14	6	2	2	
212	32	-	-	50	-	-	7	-	7	-	7.3	27500	-	-	-	-	-	-	-	-	-	-	-	
213	23	-	-	35	17	-	8	-	5	-	5.6	15500	-	2	-	-	-	-	-	1	-	-	1	
214	40	-	-	45	3	-	11	-	11	-	5.8	15600	-	-	-	-	-	-	-	3	2	-	-	
215	58	-	-	33	16	-	20	-	12	-	5.7	12200	-	8	-	4.0	93	-	-	3	-	-	-	
216	95	-	-	47	5	-	25	-	20	-	5.1	11600	-	5	-	5.0	91	2	2	2	1	-	-	
217#	78	-	-	33	8	-	27	-	21	-	5.0	11700	-	5	-	4.4	98	2	2	3	1	-	-	
218	96	-	-	43	-	-	25	-	23	-	5.3	13800	-	2	-	-	-	1	1	2	2	2	-	
219	541	1	-	43	6	-	155	1	121	1	5.6	15400	-	30	-	4.6	102	3	15	15	18	9	2	
220#	123	-	-	42	7	-	36	-	31	-	5.6	14500	-	5	-	5.2	143	4	4	6	3	-	-	
221	16	-	-	56	13	-	4	-	-	-	-	-	-	-	-	-	-	-	-	-	-	-	-	
222	55	7	-	38	4	-	17	-	15	-	5.6	16400	7	3	-	-	-	-	-	1	-	-	-	
223	31	-	-	58	3	-	7	-	4	-	-	-	-	3	-	-	-	1	1	-	-	-	-	
224	4	-	-	-	-	-	1	-	-	-	-	-	-	1	-	-	-	1	1	-	-	-	-	
225	33	-	-	46	9	-	7	-	6	-	6.5	9200	-	1	-	-	-	1	1	-	-	-	-	
226	3	-	-	-	-	-	2	-	-	-	-	-	-	-	-	-	-	-	-	-	-	-	-	
227	22	-	-	36	18	-	7	-	5	-	5.4	12300	-	2	-	-	-	2	2	3	-	-	1	
228	17	-	-	41	-	-	5	-	-	-	-	-	-	5	-	3.8	-	1	1	1	-	-	-	
901	192	-	-	37	15	-	60	1	44	-	5.5	21500	-	8	1	4.6	77	3	2	9	1	-	-	
902	55	-	-	24	22	-	20	-	15	-	5.1	18300	-	3	-	-	-	2	2	2	2	1	-	
903	34	-	-	62	3	-	6	-	4	-	-	-	-	2	-	-	-	1	1	1	-	-	-	
904	31	-	-	36	13	-	11	-	10	-	5.6	17300	-	-	-	-	-	1	1	1	-	-	-	
905	148	-	-	45	7	-	41	-	37	-	5.1	17700	-	3	-	-	-	6	6	2	2	1	-	
908	53	-	-	23	19	-	25	1	15	1	4.9	19200	-	7	-	4.9	-	-	-	8	5	3	2	
909	279	-	-	34	7	-	83	-	76	-	6.0	20000	-	7	-	3.3	-	6	6	5	3	2	2	
910#	279	-	-	27	10	-	112	-	66	-	4.8	15100	-	44	-	3.6	98	5	5	23	7	8	8	
912	31	-	-	32	10	-	9	-	9	-	6.4	33100	-	-	-	-	-	-	-	1	1	-	-	
913#	272	-	-	38	10	-	85	-	68	-	5.6	21100	-	17	-	3.9	88	2	2	10	3	2	-	
9	4536	1	8	28	10	-	1598	18	1073	61	818	5	5.0	14400	-	714	10	3.8	94	96	95	334	122	75
102	2	-	-	-	-	-	3	-	-	-	-	-	-	-	-	-	-	-	-	-	-	-	-	
103	20	-	-	20	10	-	8	-	4	-	-	-	-	6	-	3.5	57	1	1	2	1	-	-	
104	8	-	-	38	1	-	4	-	-	-	-	-	-	-	-	-	-	-	-	-	-	-	-	
106	351	2	99	1	1	-	3	-	-	-	-	-	-	4	-	-	-	-	-	1	1	-	-	
108	18	-	-	50	1	-	5	-	1	-	-	-	-	-	-	-	-	-	-	-	-	-	-	
111	168	-	-	17	16	-	84	1	11	16	47	1	3.6	42700	-	33	-	3.5	125	11	11	29	5	3
112	9	-	-	56	2	-	7	-	2	-	-	-	-	11	-	3.5	83	-	-	-	-	-	-	
113	31	-	-	29	10	-	13	-	7	-	-	-	-	91	-	3.8	76	3	7	4	4	4	4	
115	325	3	-	33	4	-	110	-	30	15	19	-	5.2	17300	-	-	-	-	-	-	-	-	-	-
116	99	1	7	18	6	-	45	-	9	24	4	-	-	39	-	3.8	137	-	-	12	1	5	-	
117#	80	-	-	28	11	-	31	-	25	24	-	5.6	20200	-	5	-	4.4	107	1	1	7	2	1	
118	26	-	-	15	19	-	12	-	5	4	-	-	-	7	-	4.0	125	-	-	3	-	-	-	
119	115	-	-	35	8	-	36	-	26	-	5.3	15300	-	9	-	4.3	130	3	3	3	-	-	-	
120	34	-	-	32	24	-	16	-	11	-	4.4	15700	-	4	-	-	-	-	-	6	-	-	-	
121	75	-	-	28	8	-	35	-	19	-	5.9	17700	-	24	-	3.0	82	3	3	6	3	1	1	
122#	13	-	-	31	8	-	9	-	7	1	-	-	-	6	-	3.3	71	-	-	5	1	1	-	
123	92	-	-	22	15	-	42	-	32	1	24	-	5.2	16900	-	14	-	3.6	89	2	2	9	2	2
124	43	2	-	16	5	-	26	-	9	4	-	-	-	18	-	2.8	78	1	1	7	3	1	-	
125	42	-	-	41	7	-	15	-	7	-	4.9	12700	-	6	-	5.3	67	1	1	2	2	-	1	
126	27	-	-	26	4	-	12	1	8	-	3	-	-	8	1	3.9	119	-	1	1	4	1	2	
127	27	-	-	30	7	-	11	-	9	-	3	-	-	8	-	4.3	86	1	1	2	2	3	-	
128	34	-	-	29	21	-	15	-	11	-	5.1	10900	-	7	1	3.4	75	-	-	5	4	-	-	
129#	24	-	-	33	17	-	10	-	7	-	4.8	-	-	5	-	4.4	118	-	-	3	7	-	-	
130	52	-	-	19	-	-	25	9	5	2	1	-	-	21	6	2.6	75	5	4	9	1	4	1	
201	21	-	-	24	24	-	10	-	5	-	4.6	10300	-	5	-	4.2	-	-	-	3	2	1	-	
202	77	-	-	17	5	-	30	-	6	-	5.5	-	-	23	-	3.9	138	1	1	6	1	7	-	
203	39	-	-	49	8	-	12	1	9	-	4.6	10100	-	5	-	4.0	87	3	3	3	1	1	-	
204	45	-	-	29	7	-	18	-	13	-	4.7	12500	-	4	-	-	-	-	-	3	2	1	-	
205	54	-	-	43	2	-	16	-	8	-	5.4	13900	-	8	-	3.8	84	3	3	2	1	1	-	
206	30	-	-	37	17	-	11	-	5	-	4.8	15000	-	5	-	4.6	81	-	-	1	-	-	-	
207#	35	-	-	46	9	-	10	-	4	-	-	-	-	5	-	4.8	85	2	2	1	1	-	-	
208#	54	9	-	32	11	-	23	-	14	-	5.4	11200	13	14	-	3.7	109	2	2	8	-	-	-	
209	35	-	-	43	3	-	12	-	9	-	6.4	14800	-	2	-	-	-	-	-	1	1	1	-	
210#	46	-	-	17	4	-	18	-	6	-	-	-	-	12	-	3.3	118	-	-	3	3	1	1	
211	33	-</																						

Table 2. Characteristics of Housing Units and Population, by Blocks: 1970—Con.

Ada County, Idaho

(Data exclude vacant seasonal and vacant migratory housing units. For minimum base for derived figures (percent, average, etc.) and meaning of symbols, see text)

Blocks Within Census Tracts	Percent of total population				Year-round housing units				Occupied housing units															
	Total population	Negro	In group quarters	Under 18 years and over	Total	Units in—		Owner			Renter			1.01 or more persons per room		With roomers, boarders, or lodgers								
						Lack-ing some or all plumbing facilities	One-unit structures	Structures of 10 or more units	Total	Lack-ing some or all plumbing facilities	Average number of rooms	Average value (dollars)	Per-cent Negro	Total	Lack-ing some or all plumbing facilities		Average number of rooms	Average contract rent (dollars)	Per-cent Negro	Total	With all plumbing facilities			
																						One-person households	Female head of family	
223	46	-	-	26	4	19	1	9	-	6	-	5.2	13800	-	11	1	3.9	88	-	1	1	5	-	2
301#	72	-	-	28	15	25	-	20	-	15	-	4.8	11100	-	10	-	3.9	80	-	2	1	3	2	-
302	31	-	-	29	16	12	-	12	-	12	-	4.3	11700	-	-	-	-	-	-	1	1	2	1	-
304	10	-	-	10	30	5	1	3	-	3	-	-	-	-	2	-	-	-	-	-	-	1	1	-
305	25	-	-	28	8	10	-	2	-	4	-	-	-	-	6	-	4.3	125	-	-	-	3	1	-
306	41	-	-	39	10	14	-	14	-	11	-	5.7	12600	-	2	-	-	-	-	-	-	3	1	-
307	48	-	-	27	8	19	-	13	-	9	-	5.1	13900	-	10	-	4.0	92	-	1	1	3	2	-
308	23	-	-	35	4	11	-	11	-	5	-	5.2	14000	-	4	-	-	-	-	-	-	7	2	-
309	40	-	-	30	13	14	-	14	-	10	-	5.1	13600	-	4	-	-	-	-	-	-	2	2	-
310	31	-	-	29	19	13	-	10	-	8	-	4.9	11600	-	5	-	4.4	77	-	1	1	5	3	-
311	20	-	-	25	40	9	-	9	-	7	-	4.7	12500	-	2	-	-	-	-	-	-	3	-	-
312	39	-	-	31	18	15	-	15	-	12	-	4.7	8900	-	3	-	-	-	-	1	1	5	2	-
313	36	-	-	39	8	15	-	15	-	11	-	4.6	10800	-	3	-	-	-	-	2	2	6	2	-
314	13	-	-	23	8	5	-	5	-	5	-	5.8	15800	-	-	-	-	-	-	-	-	-	-	-
315	4	-	-	-	-	1	-	-	-	-	-	-	-	-	-	-	-	-	-	-	-	-	-	-
316	23	-	-	26	26	7	-	7	-	5	-	5.2	11300	-	2	-	-	-	-	1	1	2	-	-
317	19	-	-	21	5	8	-	6	-	5	-	5.0	13500	-	3	-	-	-	-	-	-	2	-	-
318	33	-	-	39	3	10	-	10	-	6	-	5.0	9600	-	3	-	-	-	-	-	-	1	2	-
319	29	-	-	38	3	10	-	10	-	6	-	4.7	13300	-	3	-	-	-	-	-	-	7	1	-
320	77	-	-	31	3	27	-	17	-	14	-	5.9	17200	-	13	-	4.2	112	-	1	1	7	1	-
321	40	-	-	53	3	13	1	13	-	6	1	4.3	9100	-	7	-	3.7	59	-	3	3	6	-	-
322	32	-	-	22	16	11	-	11	-	8	-	4.6	11900	-	3	-	-	-	-	2	2	2	-	-
323	38	-	-	34	24	13	-	12	-	11	-	4.9	12000	-	2	-	-	-	-	2	1	2	-	-
326	30	-	-	40	17	8	-	8	-	8	-	4.9	11700	-	-	-	-	-	-	2	1	-	-	-
327	13	-	-	31	-	4	-	-	-	-	-	-	-	-	-	-	-	-	-	-	-	-	-	-
328	9	-	-	33	22	5	-	5	-	3	-	-	-	-	1	-	-	-	-	-	-	-	-	-
329	26	-	-	31	4	10	-	7	-	6	-	5.0	12300	-	4	-	-	-	-	1	1	2	-	-
330	21	-	-	10	38	11	-	8	-	7	-	4.7	12100	-	4	-	-	-	-	-	-	4	4	-
401	10	-	-	30	20	6	-	2	-	-	-	-	-	-	6	-	3.8	67	-	-	-	5	-	-
403	1	-	-	-	-	1	-	-	-	-	-	-	-	-	-	-	-	-	-	-	-	-	-	-
404	2	-	-	-	-	1	-	-	-	-	-	-	-	-	-	-	-	-	-	-	-	-	-	-
405	24	-	-	21	17	8	-	8	-	4	-	-	-	-	-	-	-	-	-	-	-	-	-	-
406	40	-	-	25	5	13	-	13	-	11	-	5.6	14100	-	2	-	-	-	-	1	1	1	-	-
407	53	-	-	49	-	14	-	14	-	6	-	6.8	14000	-	7	-	4.9	90	-	2	2	-	-	-
408	33	-	-	9	3	12	-	12	-	9	-	5.9	18900	-	3	-	-	-	-	-	-	1	-	-
409	16	-	-	10	10	4	-	-	-	-	-	-	-	-	-	-	-	-	-	-	-	-	-	-
410	23	-	-	30	17	9	-	7	-	6	-	5.5	15500	-	2	-	-	-	-	-	-	2	-	-
411	30	-	-	40	7	10	-	10	-	5	-	4.6	10800	-	5	-	4.4	73	-	-	-	1	-	-
412	21	-	-	24	29	7	-	7	-	6	-	5.8	14600	-	1	-	-	-	-	-	-	2	-	-
413#	33	-	-	27	15	11	-	9	-	6	-	5.2	12900	-	5	-	3.6	62	-	-	-	2	-	-
414	11	-	-	36	18	5	-	4	-	3	-	-	-	-	-	-	-	-	-	-	3	-	-	-
416	149	-	-	37	9	45	-	31	-	33	-	5.6	18100	-	2	-	-	-	-	3	3	7	4	-
417	73	-	-	39	4	17	-	7	-	7	-	5.9	18200	-	12	-	3.9	103	-	-	-	1	1	-
418#	134	-	-	37	14	43	-	42	-	32	-	5.7	17500	-	8	-	4.1	85	-	4	4	3	4	-
419	125	-	-	28	20	46	-	42	-	31	-	5.0	11800	-	14	-	4.4	95	-	3	3	7	4	-
420	124	-	-	43	7	34	-	34	-	25	-	5.5	14300	-	9	-	-	-	-	3	3	1	1	-
421	38	-	-	34	8	13	-	13	-	4	-	-	-	-	9	-	3.9	73	-	-	-	1	-	-
422	9	-	-	44	11	3	-	-	-	-	-	-	-	-	-	-	-	-	-	-	-	-	-	-
423	22	-	-	18	27	10	-	10	-	6	-	5.2	12000	-	4	-	-	-	-	-	-	4	-	-
424	23	-	-	26	6	6	-	6	-	4	-	-	-	-	2	-	-	-	-	-	1	1	-	-
425	192	-	-	34	5	76	1	21	-	58	-	3.8	14600	-	16	1	4.1	76	-	6	6	18	8	4
10	5517	-	-	31	14	1990	33	1649	131	1349	15	5.5	17000	-	587	15	4.1	121	1	111	109	334	153	39
103	23	-	-	44	4	7	-	5	-	4	-	-	-	-	3	-	-	-	-	2	2	1	-	-
104	15	-	-	20	27	7	-	7	-	6	-	4.5	12900	-	1	-	-	-	-	-	-	2	-	-
105	13	-	-	15	46	7	-	5	-	2	-	-	-	-	4	-	-	-	-	-	-	2	-	-
106	21	-	-	29	38	9	-	9	-	6	-	4.2	8700	-	3	-	-	-	-	2	2	2	1	-
107	21	-	-	38	14	8	-	8	-	4	-	-	-	-	3	-	-	-	-	1	1	1	-	-
108	45	-	-	33	7	13	-	12	-	10	-	7.1	29500	-	3	-	-	-	-	1	1	1	-	-
109	38	-	-	40	2	9	-	9	-	8	-	6.9	25500	-	1	-	-	-	-	1	1	-	-	-
110	8	-	-	-	63	5	-	5	-	5	-	6.2	24800	-	-	-	-	-	-	-	-	2	-	-
111	23	-	-	17	30	10	-	10	-	9	-	6.6	26100	-	1	-	-	-	-	-	-	1	2	-
112	110	-	-	22	21	41	-	35	-	35	-	7.9	44100	-	6	-	3.3	83	-	1	1	5	1	3
113	3	-	-	-	-	1	-	-	-	-	-	-	-	-	-	-	-	-	-	-	-	-	-	-
115	158	-	-	8	38	77	1	10	62	11	-	6.1	51000	-	62	1	4.8	325	-	-	-	10	4	1
119	13	-	-	31	-	1	-	-	-	5	-	-	-	-	5	-	3.0	-	-	1	1	1	-	-
120	145	-	-	19	11	66	4	7	17	-	-	-	-	-	-	-	-	-	-	-	-	-	-	-
131	131	-	-	45	10	8	-	8	-	15	-	3.2	24200	-	26	-	2.0	68	-	10	9	18	4	6
132	62	-	-	36	8	8	-	8	-	4	-	-	-	-	8	-	5.0	156	-	1	1	3	1	-
201	28	-	-	38	13	7	-	7	-	4	-	-	-	-	4	-	-	-	-	-	-	-	-	-
202	24	-	-	38	13	7	-	7	-	4	-	-	-	-	3	-	-	-	-	-	-	-	-	-
203	77	-	-	31	12	26	-	26	-	18	-	5.9	14200	-	7	-	5.4	117	-	-	-	-	-	-
204	65	-	-	42	11	18	-	18	-	18	-	5.9	15700	-	-	-	-	-	-	-	-	3	-	-
205	231	-	-	23	21	93	3	53	36	53	3	7.0	31700	-	35	-	4.0	221	-	1	1	2	2	-
206	18	-	-	50	5	5	-	4	-	4	-	-	-	-	-	-	-	-	-	-	19	4	-	-
207	126	-	-	41	6	37	-	37	-	32	-	6.3	22000	-	1	-	-	-	-	-	-	1	1	-
208	50	-	-	16	18	21	-	21	-	20	-	5.9	21500	-	4	-	-	-	-	2	2	1	2	-
209	52	-	-	27	17	18	-	17	-	17	-	5.8	213											

Table 2. Characteristics of Housing Units and Population, by Blocks: 1970—Con.

Ada County, Idaho

(Data exclude vacant seasonal and vacant migratory housing units. For minimum base for derived figures (percent, average, etc.) and meaning of symbols, see text)

Blocks Within Census Tracts	Percent of total population				Year-round housing units				Occupied housing units																
	Total popu- lation	Negro	In group quar- ters	Un- der 18 years	62 years and over	Total	Units in —		Owner				Renter				1.01 or more persons per room		With room- ers, board- ers, or lodg- ers						
							Lack- ing some or all plumb- ing facil- ities	Struc- tures of 10 or more units	Total	Lack- ing some or all plumb- ing facil- ities	Aver- age num- ber of rooms	Aver- age value of (dol- lars)	Per- cent Negro	Total	Lack- ing some or all plumb- ing facil- ities	Aver- age num- ber of rooms	Aver- age con- tract rent (dol- lars)	Per- cent Negro	Total	With all plumb- ing facil- ities	One- person house- holds	With female head of family	With room- ers, board- ers, or lodg- ers		
																								One- unit struc- tures	Struct- ures of 10 or more units
223	48	-	-	31	8	22	4	17	-	13	-	4.7	7800	-	9	4	3.6	67	-	1	1	-	11	2	-
224	71	-	-	37	13	22	1	17	-	13	1	4.5	9000	-	9	-	4.7	101	-	2	2	-	3	2	-
225	84	-	-	38	12	31	1	29	-	14	1	4.5	7500	-	14	-	3.8	66	-	4	4	-	4	2	-
226	97	-	-	36	16	31	1	31	-	22	-	4.3	7600	-	8	-	3.6	67	-	6	6	-	4	4	1
227	100	-	-	34	12	34	1	29	-	23	1	4.4	7900	-	10	-	4.0	70	-	7	7	-	8	2	1
228	14	-	-	29	21	4	-	-	-	-	-	-	-	-	-	-	-	-	-	-	-	-	-	-	-
229	31	-	-	29	10	10	-	10	-	8	-	5.0	15200	-	2	-	-	-	-	-	-	-	1	2	-
230	33	-	-	36	9	11	-	11	-	8	-	7.0	24400	-	2	-	-	-	-	-	-	-	-	2	-
231	101	-	-	36	10	31	-	29	-	28	-	6.7	24100	-	1	-	-	-	-	1	1	-	2	-	-
232	68	2	-	46	6	19	-	19	-	16	-	6.4	16900	-	2	-	-	-	-	-	-	-	1	-	-
301	87	-	-	37	10	29	1	27	-	21	1	4.8	14500	-	8	-	4.8	94	-	3	3	-	6	3	-
302	55	-	-	33	15	21	-	21	-	14	-	4.6	11700	-	7	-	4.1	94	-	1	1	-	4	2	-
303	46	-	-	41	-	12	-	11	-	7	-	5.4	12900	-	5	-	4.4	95	-	2	2	-	1	4	2
304	30	-	-	20	3	12	-	12	-	5	-	4.6	10300	-	1	-	4.3	89	-	1	1	-	2	-	1
305	94	-	-	37	12	34	-	30	-	18	-	4.6	9800	-	14	-	4.7	92	-	2	2	-	5	7	-
306	60	-	-	42	5	18	-	18	-	13	-	5.2	10500	-	4	-	-	-	-	1	1	-	1	-	-
307	30	-	-	30	7	11	-	11	-	9	-	4.2	10400	-	2	-	-	-	-	1	1	-	2	-	-
308	18	-	-	22	17	7	-	7	-	5	-	4.6	11800	-	2	-	-	-	-	-	-	-	-	-	-
309	5	-	-	-	-	3	-	-	-	-	-	-	-	-	-	-	-	-	-	-	-	-	-	-	-
310	30	-	-	37	7	8	-	8	-	8	-	5.8	10900	-	-	-	-	-	-	-	-	-	-	-	-
311	50	-	-	34	6	14	-	14	-	10	-	5.9	11800	-	4	-	-	-	-	1	1	-	-	1	1
312	47	-	-	32	13	17	-	17	-	14	-	5.3	12600	-	2	-	-	-	-	1	1	-	3	2	-
313	26	-	-	27	8	11	-	10	-	10	-	4.3	10100	-	1	-	-	-	-	1	1	-	1	-	-
314	36	-	-	42	-	11	-	10	-	8	-	4.6	10500	-	3	-	-	-	-	2	2	-	2	4	2
315	54	-	-	35	9	18	-	18	-	14	-	4.9	12000	-	4	-	-	-	-	2	2	-	2	4	2
316	6	-	-	67	-	-	-	-	-	-	-	-	-	-	-	-	-	-	-	-	-	-	-	-	-
317	107	-	-	39	10	32	-	32	-	30	-	5.5	15100	-	1	-	-	-	-	1	1	-	-	4	-
318	34	-	-	24	15	11	-	11	-	10	-	5.5	15400	-	1	-	-	-	-	1	1	-	1	4	-
319	86	-	-	38	9	27	-	27	-	23	-	5.3	14700	-	3	-	-	-	-	1	1	-	1	4	-
320	57	-	-	44	7	17	1	17	-	13	1	4.9	12400	-	4	-	-	-	-	2	2	-	2	-	-
321	20	-	-	30	5	8	-	8	-	6	-	5.5	15600	-	1	-	-	-	-	1	1	-	-	-	-
322	86	-	-	31	11	31	-	31	-	24	-	5.4	16700	-	6	-	4.7	98	-	1	1	-	2	3	-
323	158	-	-	42	4	43	-	41	-	36	-	5.7	15500	-	6	-	4.7	99	-	6	6	-	1	3	2
324	41	-	-	32	2	14	-	14	-	12	-	5.2	14400	-	2	-	-	-	-	-	-	-	1	2	-
325	12	-	-	8	17	5	-	5	-	5	-	4.6	12800	-	2	-	-	-	-	-	-	-	2	-	-
326	31	-	-	29	26	11	-	11	-	9	-	5.6	13900	-	2	-	-	-	-	1	1	-	2	1	-
327	25	-	-	32	16	5	-	10	-	7	-	4.4	14800	-	1	-	-	-	-	1	1	-	-	-	-
328	11	-	-	27	18	5	-	5	-	3	-	-	-	-	1	-	-	-	-	-	-	-	-	2	-
329	96	-	-	35	12	30	-	25	-	22	-	5.5	14900	-	5	-	3.9	92	-	1	1	-	5	3	-
330	76	-	-	30	11	29	-	28	-	23	-	5.1	13100	-	5	-	4.8	-	-	1	1	-	1	3	-
331	47	-	-	36	6	15	-	15	-	14	-	4.6	13300	-	1	-	-	-	-	1	1	-	2	1	-
401	47	-	-	34	13	15	-	15	-	13	-	5.0	13600	-	2	-	-	-	-	-	-	-	3	1	-
402	112	-	-	32	13	37	-	37	-	29	-	5.6	16400	-	8	-	4.6	98	-	3	3	-	5	2	1
403	53	-	-	36	13	18	-	14	-	12	-	5.6	14800	-	4	-	-	-	-	1	1	-	2	1	-
404	65	-	-	34	11	20	-	20	-	18	-	5.2	13400	-	2	-	-	-	-	1	1	-	1	3	-
405	30	-	-	27	17	11	-	9	-	9	-	5.1	14200	-	2	-	-	-	-	2	2	-	2	-	-
406	72	-	-	35	8	23	-	21	-	19	-	5.2	10400	-	4	-	-	-	-	2	2	-	3	4	1
407	40	-	-	23	30	16	-	14	-	2	-	4.6	13800	-	6	-	4.7	83	-	1	1	-	2	1	1
408	23	-	-	48	4	8	-	8	-	2	-	-	-	-	5	-	5.0	67	-	-	-	-	2	2	-
409	12	-	-	17	25	6	-	6	-	3	-	-	-	-	3	-	-	-	-	-	-	3	-	-	-
410	28	-	-	36	25	10	-	10	-	8	-	5.1	13400	-	2	-	-	-	-	-	-	3	1	1	-
411	12	-	-	33	25	6	-	6	-	3	-	-	-	-	2	-	-	-	-	-	-	1	3	-	-
412	36	-	-	25	14	7	-	12	-	9	-	4.4	8300	-	5	-	3.6	79	-	2	2	-	4	-	-
413	17	-	-	35	24	7	-	5	-	2	-	-	-	-	2	-	-	-	-	1	1	-	2	-	-
414	20	-	-	25	30	8	-	8	-	6	-	5.3	11300	-	2	-	-	-	-	-	-	2	-	-	-
415	79	-	-	34	11	20	-	20	-	18	-	5.2	13400	-	4	-	-	-	-	1	1	-	1	1	-
416	24	-	-	38	8	7	-	7	-	3	-	4.7	11300	-	4	-	-	-	-	-	-	-	1	1	-
417	15	-	-	33	8	5	-	5	-	4	-	-	-	-	2	-	-	-	-	-	-	2	-	-	-
418	9	-	-	11	22	5	-	5	-	4	-	-	-	-	1	-	-	-	-	-	-	2	-	-	-
419	26	-	-	23	15	10	1	10	-	4	-	-	-	-	6	-	3.8	47	-	1	1	-	2	-	1
420	62	-	-	31	19	21	-	21	-	20	-	6.1	22300	-	1	-	-	-	-	-	-	-	-	3	-
421	57	-	-	25	19	23	-	23	-	20	-	6.5	25600	-	2	-	-	-	-	1	1	-	3	-	-
422	34	-	-	18	27	15	-	15	-	13	-	6.4	27000	-	2	-	-	-	-	-	-	-	6	-	-
423	85	-	-	27	21	30	-	28	-	28	-	6.4	23300	-	2	-	-	-	-	-	-	-	2	4	-
424	11	-	-	27	18	6	-	5	-	4	-	-	-	-	1	-	-	-	-	-	-	2	-	-	-
425	16	-	-	38	13	6	-	6	-	4	-	-	-	-	2	-	-	-	-	-	-	1	2	1	-
426	52	-	-	40	19	17	-	17	-	15	-	5.6	10200	-	2	-	-	-	-	1	1	-	4	2	-
427	17	-	-	33	18	16	-	14	-	9	-	5.0	13400	-	7	-	4.1	88	-	1	1	-	4	1	1
428	40	-	-	6	12	8	-	8	-	5	-	4.4	11800	-	3	-									

Table 2. Characteristics of Housing Units and Population, by Blocks: 1970—Con.

Ada County, Idaho

(Data exclude vacant seasonal and vacant migratory housing units. For minimum base for derived figures (percent, average, etc.) and meaning of symbols, see text)

Blocks Within Census Tracts	Percent of total population				Year-round housing units				Occupied housing units															
	Total population	Negro	In group quarters	Under 18 years	62 years and over	Total	Units in—		Owner			Renter			1.01 or more persons per room		With roomers, boarders, or lodgers							
							Lacking some or all plumbing facilities	Structures of 10 or more units	Total	Lacking some or all plumbing facilities	Average number of rooms	Average value (dollars)	Percent Negro	Total	Lacking some or all plumbing facilities	Average number of rooms	Average contract rent (dollars)	Percent Negro	Total	With all plumbing facilities	One-person households	With female head of family	With roomers, boarders, or lodgers	
																								One-unit structures
201	72	-	-	40	11	23	1	20	16	1	5.1	8700	-	7	-	3.7	59	-	3	3	5	4	1	
202	96	-	-	35	15	33	1	21	22	1	4.4	9100	-	11	-	3.6	91	-	6	6	3	5	1	
203	89	-	-	46	6	25	-	12	23	-	5.1	11500	-	2	-	-	-	-	3	7	8	3	1	
204	135	-	-	44	7	42	1	22	30	-	4.7	9200	-	12	1	4.3	67	-	7	7	4	4	-	
205	58	-	-	43	16	17	-	11	16	-	4.8	13000	-	1	-	-	-	-	4	3	1	3	-	
206	102	3	-	47	9	27	-	17	23	-	4.7	12100	4	4	4	-	-	-	4	4	1	1	2	
207	63	-	-	38	11	18	1	13	14	-	5.1	16600	-	4	-	-	-	-	3	3	-	-	-	
208	18	-	-	50	-	4	-	-	-	-	-	-	-	-	-	-	-	-	-	-	2	2	-	
209	68	-	-	40	-	21	-	10	18	-	4.3	11600	-	3	-	-	-	-	3	3	1	1	-	
210	45	-	-	47	-	13	-	9	10	-	4.8	11300	-	3	-	-	-	-	1	1	1	1	-	
211	8	-	-	25	25	3	-	-	-	-	-	-	-	-	-	-	-	-	-	-	-	-	-	
213	3	-	-	-	-	2	-	-	-	-	-	-	-	-	-	-	-	-	-	-	-	-	-	
214#	16	-	-	25	6	8	-	-	8	1	-	-	-	7	-	2.4	124	-	1	1	4	-	-	
216	12	-	-	33	8	4	-	-	-	-	-	-	-	-	-	-	-	-	-	-	-	-	-	
217	3	-	-	-	-	2	-	-	-	-	-	-	-	-	-	-	-	-	-	-	-	-	-	
219	16	-	-	31	6	9	-	4	-	-	-	-	-	8	-	1.4	76	-	3	3	5	1	-	
221	4	-	-	-	-	3	-	-	1	-	-	-	-	-	-	-	-	-	-	-	-	-	-	
222	74	-	-	34	15	28	-	9	20	-	4.5	9300	-	7	-	3.9	78	-	2	2	2	4	2	
223	49	-	-	41	8	14	1	10	10	1	5.0	7400	-	4	-	-	-	-	2	2	5	1	-	
224	20	-	-	25	5	9	-	6	8	-	3.9	-	-	1	-	-	-	-	-	-	-	-	-	
301	18	-	-	11	39	8	-	7	5	-	4.2	-	-	3	-	-	-	-	1	1	1	1	-	
302	42	-	-	38	10	14	1	10	6	-	4.5	-	-	8	1	4.4	84	-	2	2	3	3	1	
303#	65	-	-	32	5	26	-	9	17	-	3.8	10500	-	9	-	3.0	85	-	3	3	6	3	2	
304	33	-	-	30	3	12	1	7	7	-	4.7	-	-	5	1	3.4	60	-	5	5	3	3	-	
305	31	-	-	32	23	13	1	12	10	1	3.4	8100	-	3	-	-	-	-	2	2	4	2	-	
306	8	-	-	-	13	3	-	-	-	-	-	-	-	-	-	-	-	-	-	-	-	-	-	
307	5	40	-	-	60	4	-	-	-	-	-	-	-	-	-	-	-	-	-	-	-	-	-	
308	1	-	-	-	-	1	-	-	-	-	-	-	-	-	-	-	-	-	-	-	-	-	-	
309	2	-	-	-	-	1	-	-	-	-	-	-	-	-	-	-	-	-	-	-	-	-	-	
311	2	-	-	-	-	1	-	-	-	-	-	-	-	-	-	-	-	-	-	-	-	-	-	
315	11	-	-	36	-	4	-	-	-	-	-	-	-	-	-	-	-	-	-	-	1	1	-	
317	26	-	-	58	-	7	-	6	3	-	-	-	-	-	-	-	-	-	3	3	1	1	-	
318	19	-	-	53	-	5	-	4	5	-	5.0	-	-	3	-	-	-	-	1	1	1	1	-	
319	37	-	-	30	14	14	-	5	9	-	4.2	-	-	-	-	-	-	-	2	2	4	4	1	
320	34	-	-	29	15	11	-	7	10	-	5.0	8700	-	5	-	3.0	53	-	1	1	2	2	1	
321#	33	-	-	36	9	12	-	10	5	-	4.2	-	-	7	-	-	-	-	2	2	2	2	-	
322	61	-	-	34	5	23	-	11	20	-	3.9	8400	-	2	-	4.3	65	-	3	3	5	5	-	
323	114	-	-	41	8	33	-	22	26	-	4.8	10000	-	5	-	4.0	-	-	7	7	7	7	4	
324	75	-	-	37	9	24	-	20	21	-	4.8	9600	-	3	-	-	-	-	3	3	3	3	5	
325	75	-	-	40	12	23	-	8	21	-	4.0	9500	-	2	-	-	-	-	6	6	2	2	1	
326	14	-	-	14	-	6	-	2	6	-	4.3	-	-	-	-	-	-	-	-	-	-	1	-	
401	19	-	-	42	-	5	-	5	3	-	-	-	-	2	-	-	-	-	1	1	4	4	1	
402	46	-	-	46	15	16	-	12	7	-	3.7	-	-	8	-	-	-	-	4	4	4	4	-	
403	31	-	-	29	13	11	-	8	8	-	4.5	13500	-	9	-	3.4	49	-	2	2	2	2	2	
404	32	-	-	31	13	12	-	11	9	-	4.2	8800	-	3	-	-	-	-	2	2	4	4	-	
405	10	-	-	50	26	3	-	-	-	-	-	-	-	-	-	-	-	-	-	-	-	-	-	
406	28	-	-	14	29	17	1	9	8	-	3.3	7000	-	8	1	2.1	31	-	2	2	9	9	-	
407	14	-	-	29	7	5	-	5	3	-	-	-	-	2	-	-	-	-	1	1	-	-	-	
408	8	-	-	-	38	4	-	-	-	-	-	-	-	-	-	-	-	-	-	-	-	-	-	
413	2	-	-	-	-	2	-	-	-	-	-	-	-	-	-	-	-	-	-	-	-	-	-	
421	9	-	-	44	11	3	-	-	-	-	-	-	-	-	-	-	-	-	-	-	-	-	-	
422	4	-	-	-	-	1	-	-	-	-	-	-	-	-	-	-	-	-	-	-	-	-	-	
426	2	-	-	-	-	1	-	-	-	-	-	-	-	-	-	-	-	-	-	-	-	-	-	
428	2	-	-	-	-	1	-	-	-	-	-	-	-	-	-	-	-	-	-	-	-	-	-	
429	3	-	-	-	-	1	-	-	-	-	-	-	-	-	-	-	-	-	-	-	-	-	-	
431	16	-	-	38	13	4	-	4	5	-	4.2	-	-	1	-	-	-	-	-	-	1	1	-	
432	8	-	-	-	63	4	-	-	-	-	-	-	-	-	-	-	-	-	-	-	-	-	-	
433	12	-	-	50	-	3	-	-	-	-	-	-	-	-	-	-	-	-	-	-	-	-	-	
12	7896	-	1	38	10	2385	22	2082	83	1909	15	6.2	22400	-	419	4	4.2	108	-	124	122	263	138	35
101	33	-	-	24	9	12	-	12	11	-	6.8	35900	-	-	-	-	-	-	-	-	-	-	-	-
102	42	-	-	26	17	15	-	15	15	-	6.9	38700	-	-	-	-	-	-	-	-	-	-	-	-
103	50	-	-	32	20	18	-	18	16	-	7.3	40900	-	-	-	-	-	-	-	-	-	1	1	-
104	132	-	-	37	17	42	1	42	40	1	7.3	39800	-	-	-	-	-	-	-	-	-	-	-	-
105	87	-	-	39	7	23	-	22	22	-	7.6	32400	-	1	-	-	-	-	1	1	9	2	-	
106	66	-	-	49	3	14	-	14	13	-	7.7	22500	-	-	-	-	-	-	-	-	-	2	2	-
107	49	-	-	37	8	15	-	15	14	-	6.9	26300	-	1	-	-	-	-	1	1	-	-	-	-
108	54	-	-	39	-	15	-	15	14	-	8.1	32100	-	1	-	-	-	-	-	-	1	1	-	-
109#	483	-	2	45	5	121	-	117	110	-	7.4	27000	-	9	-	6.9	153	-	2	2	6	6	2	
110	23	-	-	30	22	6	-	6	6	-	6.0	23800	-	-	-	-	-	-	-	-	-	-	-	-
111	97	-	-	40	10	25	-	24	24	-	6.6	28400	-	-	-	-	-	-	-	-	-	-	-	-
112	124	-	-	42	2	37	-	37	32	-	5.9	25100	-	1	-	-	-	-	2	2	3	3	1	
114	54	-	-	44	6	14	-	14	14	-	7.6	23500	-	4	-	-	-	-	2	2	3	3	6	
115	142	-	-	38	4	39	-	39	37	-	6.6	23400	-	-	-	-	-	-	2	2	1	1	-	
116	105	-	-	43	8	27	-	27	25	-	5.6	18600	-	2	-	-	-	-	3	3	3	3	-	
117	65	-	-	37	3	17	-	17	13	-	5.9	19700	-	4	-	-	-	-	3	3	1	1	-	
118	77	-	-	40	3	26	-	26	19	-	6.4	19900	-	1	-	-	-	-	3	3	1	1	-	
119	43	-	-	35	9	13	-	13	12	-	6.8	24200	-	1	-	-	-	-	-	-	-	2	2	-
120#	324	-	-	39	15	89	-	89	58	-	6.6	28000	-	7	-	5.9	129	-	2	2	3	4	1	
201	47	-	-	17	17	20	-	11	12	-	5.6	19100	-	8	-	-	-	-	1	1	2	2	-	
202	84	-	-	33	17	28	-	28	27															

Table 2. Characteristics of Housing Units and Population, by Blocks: 1970—Con.

Ada County, Idaho

[Data exclude vacant seasonal and vacant migratory housing units. For minimum base for derived figures (percent, average, etc.) and meaning of symbols, see text]

Blocks Within Census Tracts	Percent of total population				Year-round housing units				Occupied housing units														
	Total population	Negro	In group quarters	Under 18 years	62 years and over	Total	Units in—		Owner			Renter			1.01 or more persons per room		With roomers, boarders, or lodgers						
							Lacking some or all plumbing facilities	Structures of 10 or more units	Total	Lacking some or all plumbing facilities	Average number of rooms	Average value (dollars)	Percent Negro	Total	Lacking some or all plumbing facilities	Average number of rooms		Average contract rent (dollars)	Percent Negro	Total	With all plumbing facilities		
																						One-unit structures	One-person households
212	35	-	-	20	31	12	-	12	-	11	-	5.8	21600	-	1	-	-	-	1	-	-	1	
213	42	-	-	50	-	10	-	10	-	10	-	6.9	26000	-	-	-	1	-	-	-	-	-	-
214	28	-	-	39	7	8	-	8	-	8	-	6.0	25300	-	-	-	-	-	-	-	-	-	-
215	27	-	-	7	33	13	-	10	-	11	-	5.4	23300	-	2	-	-	-	-	-	-	-	3
216	41	-	-	34	5	13	-	11	-	12	-	5.9	19700	-	1	-	-	-	-	-	-	-	4
217	30	-	-	17	13	12	-	12	-	12	-	5.4	17700	-	-	-	-	-	-	-	-	-	2
218	42	-	-	31	2	13	-	12	-	9	-	5.0	14900	-	4	-	-	-	-	-	-	-	1
219	30	-	-	17	23	11	-	11	-	10	-	5.9	16800	-	1	-	-	-	-	-	-	-	1
220	36	-	-	44	14	10	-	7	-	8	-	6.4	20400	-	2	-	-	-	-	-	-	-	2
221	23	-	-	26	22	7	-	6	-	7	-	6.4	27000	-	-	-	-	-	-	-	-	-	-
222	3	-	-	-	-	2	-	-	-	-	-	-	-	-	-	-	-	-	-	-	-	-	-
223	68	-	25	25	22	23	-	9	14	6	-	5.5	-	-	14	-	2.7	115	-	3	3	5	3
224	14	-	-	14	14	5	-	5	-	5	-	5.0	15500	-	-	-	-	-	-	-	-	-	-
225	14	-	-	21	43	7	-	7	-	6	-	4.7	22800	-	1	-	-	-	-	-	-	-	2
301	61	-	100	-	84	-	-	-	-	-	-	-	-	-	-	-	-	-	-	-	-	-	-
302	13	-	-	54	-	3	-	-	-	-	-	-	-	-	-	-	-	-	-	-	-	-	-
303	11	-	-	55	-	3	-	-	-	-	-	-	-	-	-	-	-	-	-	-	-	-	-
304	5	-	-	20	40	3	-	-	-	-	-	-	-	-	-	-	-	-	-	-	-	-	-
305	13	-	-	23	8	4	-	-	-	-	-	-	-	-	-	-	-	-	-	-	-	-	-
308	29	-	-	35	-	9	-	3	1	2	-	-	-	-	7	-	3.7	119	-	1	1	1	2
309	20	-	-	25	10	8	-	7	-	4	-	-	-	-	4	-	-	-	-	-	-	2	1
310	2	-	-	-	-	1	-	-	-	-	-	-	-	-	-	-	-	-	-	-	-	-	-
311#	31	-	-	36	13	14	-	4	6	4	-	-	-	-	9	-	3.4	86	-	1	1	5	3
312	32	-	-	28	6	9	-	9	-	8	-	6.3	16700	-	1	-	-	-	-	-	-	-	-
313	130	-	-	14	32	68	1	15	13	39	1	3.9	21900	-	29	-	3.5	127	-	1	1	30	1
314	21	-	-	38	-	6	-	6	-	4	-	-	-	-	2	-	-	-	-	-	-	4	-
315	12	-	-	33	42	7	-	7	-	5	-	5.0	-	-	1	-	-	-	-	-	-	4	-
316	53	-	-	45	8	14	-	11	-	7	-	5.3	14000	-	6	-	4.5	92	-	3	3	4	1
317	48	-	-	19	25	22	3	14	-	14	1	4.4	9200	-	8	2	3.3	70	-	3	-	5	3
318	50	-	-	30	20	21	-	20	-	11	-	4.5	7800	-	9	-	3.7	76	-	3	3	6	1
319	43	-	-	43	16	15	2	15	-	8	1	3.9	8400	-	5	1	3.8	-	-	3	3	5	2
320	44	-	-	23	16	18	1	17	-	12	-	5.5	12900	-	6	1	4.0	72	-	3	3	4	3
321	44	-	-	48	-	12	-	12	-	6	-	5.3	10400	-	6	-	4.2	76	-	1	1	-	3
322	38	-	-	37	3	9	-	9	-	9	-	6.8	22200	-	-	-	-	-	-	-	-	-	-
323	63	-	-	28	7	27	-	27	-	20	-	6.8	21100	-	7	-	4.1	61	-	-	-	4	-
401	76	-	-	43	5	21	-	21	-	20	-	6.9	22600	-	1	-	-	-	-	-	-	1	3
402	44	-	-	36	5	16	-	12	-	8	-	4.8	18900	-	7	-	3.7	77	-	2	2	4	2
403	27	-	-	48	22	9	-	9	-	7	1	4.6	9400	-	2	-	-	-	-	-	-	4	3
404	49	-	-	35	14	20	1	19	-	13	1	4.7	9500	-	6	-	3.8	72	-	1	1	4	3
405	39	-	-	41	13	14	-	14	-	11	-	5.3	12300	-	1	-	-	-	-	2	2	-	2
406	34	-	-	38	12	13	-	13	-	6	-	4.2	8300	-	6	-	3.5	66	-	3	3	3	1
407	41	-	-	49	10	12	1	10	-	10	1	5.1	9500	-	2	-	-	-	-	2	2	4	-
408	39	-	-	33	8	15	1	12	-	6	-	5.3	15000	-	7	-	4.9	76	-	1	1	-	1
409	29	-	-	21	15	12	-	14	-	9	-	4.9	12100	-	4	-	-	-	-	-	-	4	-
410	32	-	-	28	22	12	-	11	-	9	-	5.0	12200	-	2	-	-	-	-	-	-	-	1
411	47	-	-	34	13	17	-	15	-	9	1	4.8	11300	-	4	-	-	-	-	1	-	-	1
412	136	-	-	35	5	38	2	38	-	34	2	6.6	22600	-	4	-	-	-	-	2	2	2	2
413	44	-	-	25	18	14	-	14	-	12	-	6.4	23400	-	2	-	-	-	-	2	1	-	-
414	38	-	-	26	13	14	1	14	-	14	1	5.8	23100	-	-	-	-	-	-	-	-	1	-
415	60	-	-	27	5	19	-	19	-	19	-	6.4	23800	-	-	-	-	-	-	-	-	1	-
416	14	-	-	36	14	5	-	5	-	2	-	-	-	-	2	-	-	-	-	-	-	-	1
417	40	-	-	45	10	12	-	12	-	7	-	5.1	11900	-	4	-	-	-	-	1	1	-	3
418	34	-	-	35	18	13	-	12	-	9	-	5.6	15000	-	4	-	-	-	-	-	-	4	1
419	168	-	-	44	2	57	1	27	26	22	-	5.3	13900	-	28	-	2.7	145	-	17	17	8	3
420	126	-	-	7	30	74	1	13	1	47	1	3.4	11400	-	25	-	2.9	83	-	1	1	26	4
421#	53	-	-	38	11	19	-	4	15	4	-	-	-	-	15	-	2.6	82	-	5	5	5	4
422	31	-	-	42	32	8	-	8	-	8	-	5.4	23000	-	-	-	-	-	-	2	2	-	-
423	193	-	-	44	6	62	1	49	5	43	1	5.5	20500	-	14	-	3.7	112	-	8	8	13	3
424	43	-	-	42	23	15	-	15	-	10	-	6.0	20100	-	4	-	-	-	-	1	1	4	1
425	44	-	-	23	25	21	1	8	-	8	1	4.9	21700	-	13	-	3.1	100	-	2	2	5	3
426	43	-	-	35	12	13	-	13	-	10	-	5.0	14300	-	3	-	-	-	-	-	-	1	2
427	25	-	-	32	12	8	-	6	-	6	-	4.5	16300	-	2	-	-	-	-	1	1	2	-
428	157	-	-	48	5	37	-	37	-	32	-	6.4	21800	-	5	-	5.2	-	-	2	2	2	1
429	152	-	-	51	1	35	-	35	-	29	-	6.3	20700	-	6	-	5.8	167	-	4	4	2	1
430	121	-	-	52	3	26	-	23	-	23	-	7.2	27200	-	3	-	-	-	-	1	1	2	1
501	111	-	-	49	4	32	-	31	-	29	-	5.9	21000	-	3	-	-	-	-	1	1	2	2
502	93	-	-	36	7	25	-	25	-	20	-	6.3	23200	-	5	-	6.4	-	-	-	-	2	1
503	127	-	-	35	13	37	-	36	-	36	-	5.9	19600	-	1	-	-	-	-	1	1	3	3
504	75	-	-	41	3	21	-	20	-	20	-	6.0	19400	-	1	-	-	-	-	-	-	-	1
505	85	-	-	46	4	21	-	21	-	18	-	6.1	20600	-	3	-	-	-	-	1	1	-	-
506	67	-	-	33	12	21	-	20	-	20	-	5.6	18100	-	1	-	-	-	-	-	-	3	1
507	191	-	-	42	2	52	-	52	-	49	-	5.9	19000	-	3	-	-	-	-	2	2	3	5
508	75	-	-	33	9	25	-	24	-	23	-	5.9	20800	-	2	-	-	-	-	-	-	2	3
509	115	-	-	42	5	35	-	33	-	29	-	6.0	19300	-	5	-	4.2	119	-	1	1	4	2
510	110	-	-	47	5	28	1	27	-	23	1	6.3	20000	-	5	-	4.6	-	-	3	3	4	4
511	94	-	-	46	4	27	-	24	-	17	-	5.9	19000	-	10	-	5.3	138	-	2	2	4	3
512	73	-	-	40	7	22	-	20	-	17	-	5.8	19900	-	5	-	4.6	89	-	1	1	3	1
513	64	-	-	55	3	16	-	15	-	13	-	7.7	19600	-	2	-	-	-	-	-	-	1	-
514	198	-	-																				

Table 2. Characteristics of Housing Units and Population, by Blocks: 1970—Con.

Ada County, Idaho

[Data exclude vacant seasonal and vacant migratory housing units. For minimum base for derived figures (percent, average, etc.) and meaning of symbols, see text]

Blocks Within Census Tracts	Percent of total population				Year-round housing units				Occupied housing units															
	Total population	Negro	In group quarters	Under 18 years	62 years and over	Total	Lacking some or all plumbing facilities	Units in—		Owner			Renter			1.01 or more persons per room		With roomers, boarders, or lodgers						
								One-unit structures	Structures of 10 or more units	Total	Lacking some or all plumbing facilities	Average number of rooms	Average value (dollars)	Percent Negro	Total	Lacking some or all plumbing facilities	Average number of rooms	Average contract rent (dollars)	Percent Negro	Total	With all plumbing facilities	One-person households	With female head of family	With roomers, boarders, or lodgers
13	649	-	17	31	25	176	-	172	-	125	-	5.8	16100	-	40	-	4.9	88	-	7	7	23	13	3
103	11	-	-	9	46	6	-	5	-	5	-	6.0	...	-	4	-	-	-	-	-	-	2	-	1
104	-	-	-	-	-	1	-	-	-	-	-	-	-	-	-	-	-	-	-	-	-	-	-	-
105	62	-	-	42	8	17	-	15	-	11	-	6.5	15700	-	6	-	4.5	87	-	1	1	3	1	-
106	66	-	-	29	5	22	-	22	-	17	-	5.4	14200	-	4	-	-	-	-	1	1	2	1	-
107	33	-	-	42	3	10	-	10	-	10	-	5.6	15000	-	4	-	-	-	-	1	1	1	-	-
108	125	2	88	3	86	6	-	6	-	3	-	-	-	-	-	-	-	-	-	-	-	-	-	-
109	4	-	-	-	-	1	-	-	-	-	-	-	-	-	3	-	-	-	-	-	-	-	-	-
111	76	-	-	42	13	27	-	26	-	20	-	5.4	14400	-	4	-	-	-	-	-	-	5	3	2
112	123	-	-	42	8	37	-	37	-	26	-	5.6	13200	-	10	-	5.1	83	-	3	3	4	3	-
113	64	-	-	36	11	21	-	21	-	12	-	6.0	15500	-	7	-	4.3	91	-	1	1	2	2	-
116	46	-	-	41	11	12	-	12	-	9	-	6.6	21300	-	2	-	-	-	-	1	1	1	1	-
119	13	-	-	23	39	6	-	6	-	4	-	-	-	-	1	-	-	-	-	1	1	1	1	-
120	18	-	-	22	22	7	-	7	-	5	-	6.6	26300	-	2	-	-	-	-	-	-	-	-	-
121	8	-	-	-	13	3	-	-	-	-	-	-	-	-	-	-	-	-	-	-	-	-	-	-
14	4026	-	-	39	8	1275	3	1132	33	880	1	5.4	15400	-	352	1	4.4	108	1	77	77	137	106	26
102	32	-	-	44	9	10	-	10	-	5	-	5.4	11800	-	4	-	-	-	-	-	-	1	-	-
103	177	-	-	37	11	62	-	39	-	24	-	5.1	13600	-	34	-	3.9	86	-	6	6	14	10	2
104#	114	3	-	33	17	41	-	40	-	28	-	5.1	13500	4	11	-	4.0	80	-	2	2	4	7	1
105#	81	1	-	42	9	24	-	23	-	17	-	5.1	13400	-	7	-	4.6	94	-	2	2	4	1	1
106	125	-	-	39	15	41	1	36	-	27	-	5.0	14600	-	12	-	4.9	93	14	3	3	9	3	2
107	61	-	-	33	13	20	-	20	-	19	-	5.3	13200	-	1	-	-	-	-	1	1	2	2	2
108	23	-	-	30	4	9	-	9	-	6	-	5.0	13300	-	3	-	-	-	-	-	-	1	1	-
109	50	-	-	38	4	16	-	16	-	12	-	6.0	12900	-	3	-	-	-	-	-	-	1	2	-
110	46	-	-	37	9	15	-	14	-	10	-	6.1	14300	-	5	-	4.4	89	-	-	-	4	2	1
111#	113	4	-	36	17	36	-	35	-	26	-	4.9	13400	-	10	-	5.5	134	10	2	2	6	4	1
112	28	-	-	54	30	10	-	6	-	6	-	6.8	15800	-	-	-	-	-	-	-	-	3	-	1
113#	60	-	-	30	10	22	-	19	-	12	-	5.8	15200	-	8	-	4.6	92	-	-	-	-	-	-
114	3	-	-	-	-	2	-	-	-	-	-	-	-	-	-	-	-	-	-	-	-	-	-	-
115#	152	-	-	37	11	48	1	46	-	42	1	5.5	13500	-	6	-	3.3	58	-	3	3	9	-	-
116#	51	-	-	33	12	19	-	19	-	10	-	4.6	12500	-	7	-	4.1	101	-	-	-	3	3	-
201	32	-	-	25	9	10	-	8	-	10	-	4.4	12900	-	1	-	-	-	-	-	-	1	1	1
202	28	-	-	30	8	6	-	6	-	6	-	4.5	12100	-	1	-	-	-	-	-	-	1	2	1
203	178	-	-	30	8	63	-	28	-	24	-	5.3	14300	-	39	-	3.8	127	-	3	3	8	8	1
204	39	-	-	23	21	16	-	16	-	9	-	4.4	10400	-	6	-	4.2	73	-	1	1	2	-	-
205	48	-	-	29	17	17	-	17	-	16	-	5.9	18600	-	1	-	-	-	-	1	1	2	1	1
206	44	-	-	48	2	12	-	12	-	9	-	6.0	16400	-	3	-	-	-	-	1	1	1	1	-
207	217	-	-	47	2	55	-	53	-	45	-	5.6	17100	-	10	-	5.2	152	-	4	4	2	1	-
208	38	-	-	29	34	15	-	15	-	15	-	4.8	15800	-	-	-	-	-	-	1	1	2	1	-
209	217	-	-	31	10	90	-	42	33	32	-	5.9	19000	-	48	-	4.3	144	-	3	3	16	5	5
210	157	-	-	38	5	46	-	42	-	30	-	5.6	15000	-	15	-	4.7	129	-	2	2	2	4	2
211	92	-	-	36	14	29	-	29	-	19	-	5.2	12600	-	10	-	4.8	85	-	1	1	2	4	-
212	58	-	-	38	5	20	-	18	-	9	-	5.4	16400	-	9	-	4.1	77	-	2	2	1	2	-
213	44	-	-	43	2	13	-	13	-	6	-	4.9	13200	-	4	-	-	-	-	1	1	1	1	1
214	27	-	-	44	-	8	-	8	-	6	-	5.0	13800	-	2	-	-	-	-	1	1	1	1	1
215	37	-	-	35	14	13	-	13	-	10	-	5.5	16400	-	2	-	-	-	-	-	-	1	2	-
217	5	-	-	40	2	2	-	2	-	2	-	6.3	26400	-	-	-	-	-	-	-	-	-	-	-
218	31	-	-	36	10	10	-	10	-	10	-	7.9	43900	-	-	-	-	-	-	-	-	-	-	-
219	44	-	-	39	11	12	-	12	-	12	-	4.8	12200	-	-	-	-	-	-	1	1	1	-	-
221	120	-	-	42	8	36	-	26	-	26	-	5.1	13800	-	10	-	4.3	98	-	2	2	2	5	2
222	81	-	-	42	4	24	-	24	-	19	-	5.1	14400	-	5	-	5.0	100	-	1	1	1	4	-
223	130	-	-	41	5	39	-	39	-	29	-	6.1	26700	-	8	-	4.9	101	-	3	3	2	3	-
224	78	-	-	36	3	19	-	17	-	11	-	4.9	14800	-	8	-	4.0	92	-	3	3	2	4	-
225	72	-	-	33	10	24	-	24	-	21	-	5.8	18300	-	2	-	-	-	-	2	2	4	3	-
301	22	-	-	36	-	9	-	6	-	5	-	-	-	-	3	-	-	-	-	2	2	1	-	-
302	85	-	-	44	-	22	-	22	-	21	-	6.4	17300	-	1	-	-	-	-	1	1	-	1	-
303	102	-	-	51	2	25	-	25	-	21	-	5.3	13100	-	4	-	-	-	-	1	1	-	1	-
304	84	-	-	44	2	23	-	21	-	18	-	5.7	17100	-	4	-	-	-	-	4	4	3	1	1
305	90	-	-	49	7	22	-	22	-	20	-	5.8	18900	-	2	-	-	-	-	3	3	1	-	-
306	54	-	-	43	7	14	-	14	-	13	-	5.7	19600	-	1	-	-	-	-	1	1	1	2	-
307	17	-	-	29	12	7	-	7	-	7	-	4.6	15600	-	-	-	-	-	-	-	-	1	1	1
308	38	-	-	32	3	14	-	14	-	10	-	4.6	13500	-	2	-	-	-	-	-	-	2	1	1
309	95	-	-	41	5	28	-	28	-	24	-	5.7	14300	-	3	-	-	-	-	-	-	1	1	1
310	51	-	-	35	14	17	-	17	-															

Table 2. Characteristics of Housing Units and Population, by Blocks: 1970—Con.

Ada County, Idaho

[Data exclude vacant seasonal and vacant migratory housing units. For minimum base for derived figures (percent, average, etc.) and meaning of symbols, see text]

Blocks Within Census Tracts	Percent of total population				Year-round housing units				Occupied housing units														
	Total population	Negro	In group quarters	Under 18 years and over	Total	Lacking some or all plumbing facilities	Units in—		Owner			Renter			1.01 or more persons per room		With all plumbing facilities		One-person households	With female head of family	With room-ers, board-ers, or lodg-ers		
							One-unit structures	Structures of 10 or more units	Total	Lacking some or all plumbing facilities	Average number of rooms	Average value (dollars)	Percent Negro	Total	Lacking some or all plumbing facilities	Average number of rooms	Average contract rent (dollars)	Percent Negro				Total	With all plumbing facilities
206	57	-	-	28	11	20	2	14	-	14	-	5.4	12100	-	4	2	2	2	-	-
207	33	-	-	36	12	12	2	11	-	11	2	4.7	12900	-	1	1	1	1	1	1
208	111	-	-	51	1	25	1	25	-	23	1	5.6	17100	-	2	5	5	1	1	1
209	163	-	-	53	1	37	-	37	-	33	-	6.2	19600	-	4	-	-	-	-	-
210	49	-	-	47	4	12	-	12	-	9	-	6.0	26100	-	3	-	-	-	-	-
211	97	-	-	43	4	23	-	23	-	23	1	9.0	28900	-	-	1	1	2	1	2
212	101	-	-	44	7	27	1	27	-	27	1	6.1	23700	-	-	-	-	-	-	-
213	67	-	-	42	5	19	-	19	-	18	-	6.2	23200	-	1	-	-	-	-	-
214	136	-	-	43	1	33	-	33	-	32	-	8.0	28800	-	1	-	-	-	-	-
215	162	-	-	38	7	49	-	49	-	46	-	5.9	17100	-	2	4	4	-	-	-
216	50	-	-	24	6	17	-	17	-	13	-	6.0	20800	-	4	1	1	1	1	1
217	61	-	-	41	3	16	-	16	-	16	-	5.9	21900	-	-	-	-	-	-	-
218	13	-	-	-	31	9	-	8	-	4	-	-	-	-	3	-	-	-	-	-
219	84	-	-	31	7	29	1	17	-	24	-	5.3	23900	-	5	1	4.6	167	2	2	4	4	2
301	74	-	-	30	12	27	-	21	-	17	-	4.6	9300	-	10	-	3.3	65	5	5	6	4	6
302	97	-	-	41	5	32	-	18	-	21	-	4.1	11000	-	10	-	3.7	88	5	1	1	1	-
303	58	-	-	41	5	19	1	19	-	17	1	5.4	14600	-	2	1	1	1	1	3
304	56	-	-	32	20	20	-	20	-	17	-	4.4	10300	-	3	5	5	2	2	4
305	159	-	-	40	6	46	-	41	-	33	-	5.2	14300	-	12	-	4.8	100	4	4	3	3	6
306	120	-	-	39	6	38	1	34	-	23	1	5.3	13000	-	14	-	4.1	93	-	-	-	-	-
307	36	-	-	39	19	13	3	11	-	9	3	3.9	13700	-	3	3	2	4	3	1
308	20	-	-	45	10	8	1	7	-	6	1	3.5	7200	-	1	1	1	1	1	-
309	23	-	-	39	13	8	-	7	-	4	-	-	-	-	4	-	-	3	4	-
310	12	-	-	25	42	7	1	7	-	6	1	4.8	17900	-	1	1	1	1	1	1
311	27	-	-	19	37	13	1	12	-	10	1	4.4	13900	-	3	-	-	4	4	-
312	39	-	-	31	15	15	1	11	-	6	1	5.2	10000	-	9	...	4.6	77	-	-	3	3	-
313	25	-	-	24	28	9	-	8	-	7	-	4.6	7900	-	2	-	-	2	2	-
314	30	-	-	37	23	11	-	11	-	10	-	4.7	10200	-	1	-	-	2	2	1
315	20	-	-	50	20	7	2	7	-	4	-	-	-	-	3	-	-	-	-	-
316	10	-	-	20	10	3	-	-	-	-	-	-	-	-	-	-	-	-	-	-
317	30	-	-	20	33	13	-	11	-	10	-	3.9	9800	-	3	-	-	2	1	1
318	15	-	-	40	13	6	-	6	-	3	-	-	-	-	3	-	-	-	-	-
17	3505	-	-	36	9	1205	20	1035	-	809	9	5.1	12400	-	343	-	4.3	90	89	88	181	110	34
102	17	-	-	18	6	7	-	5	-	1	-	-	-	-	6	-	4.0	73	-	-	1	3	2
104	38	-	-	34	5	14	-	12	-	8	-	5.4	10600	-	5	-	1.9	99	2	2	3	3	-
105	102	-	6	41	6	25	-	25	-	17	-	5.9	11900	-	8	-	5.0	96	1	1	2	2	-
106	88	-	-	38	14	29	-	28	-	21	-	5.4	17500	-	7	-	4.6	96	-	-	-	2	1
107	68	-	-	31	6	22	-	19	-	17	-	6.0	18200	-	5	-	6.4	187	-	-	-	-	-
108	37	-	-	43	11	10	-	9	-	7	-	5.7	14500	-	3	-	-	2	3	1
109	34	-	-	35	6	12	-	6	-	8	-	5.8	16500	-	3	-	-	1	1	1
110	51	-	-	35	4	16	-	12	-	11	-	5.4	15400	-	5	-	3.8	102	-	-	-	-	-
111	44	-	-	43	14	9	-	9	-	9	-	6.9	18100	-	-	3	3	-	-	-
112	29	-	-	21	7	10	-	9	-	5	-	6.0	13500	-	4	1	1	2	2	2
113	36	-	-	25	19	16	-	8	-	5	-	5.6	12800	-	10	...	2.8	80	-	-	4	4	-
114	26	-	-	31	12	11	-	6	-	7	-	5.7	11300	-	4	1	1	2	1	-
115	20	-	-	35	20	8	-	8	-	4	-	-	-	-	3	2	2	2	2	-
116	43	-	-	49	2	11	-	11	-	9	-	4.6	10400	-	3	2	2	2	2	1
117	14	-	-	29	29	6	-	6	-	3	-	-	-	-	2	-	-	3	3	-
118	41	-	-	42	12	12	-	11	-	10	-	4.3	7100	-	5	...	3.2	67	-	-	3	3	1
119	22	-	-	27	27	14	2	14	-	7	-	4.9	9520	-	5	-	-	6	2	-
120	31	-	-	36	7	10	-	10	-	6	-	4.7	13160	-	2	3	3	1	1	-
121	9	-	-	56	11	3	-	-	-	-	-	-	-	-	-	-	-	-	-	-
122	53	-	-	40	6	16	1	16	-	9	-	6.0	10400	-	6	-	4.3	63	3	3	-	-	1
123	33	-	-	42	6	11	-	5	-	7	-	4.4	-	-	4	2	2	3	4	-
124	46	-	-	30	13	14	-	15	-	12	-	5.6	13200	-	4	-	-	-	-	-
125	21	-	-	38	14	11	-	12	-	1	-	-	-	-	7	-	3.6	79	1	1	2	7	2
126	76	-	-	32	21	32	1	30	-	14	-	4.4	12100	-	16	-	3.8	73	3	3	1	3	1
201	94	-	-	30	10	35	1	33	-	21	-	5.0	10700	-	12	-	5.7	87	1	1	1	1	1
202	17	-	-	24	18	8	1	7	-	5	1	4.4	10700	-	3	-	-	3	3	1
203	36	-	-	39	8	14	1	14	-	9	-	4.1	7300	-	4	-	-	2	2	-
204	35	-	-	31	9	14	3	12	-	7	1	4.9	8700	-	5	-	3.8	83	-	-	-	-	-
205	27	-	-	44	19	8	-	8	-	5	-	4.4	11300	-	3	-	-	-	-	-
206	31	-	-	19	26	14	1	14	-	11	1	4.2	9100	-	2	-	-	1	3	4
207	25	-	-	36	8	9	-	9	-	8	-	4.5	10000	-	1	-	-	2	1	-
208	37	-	-	32	14	14	1	13	-	9	-	4.7	9500	-	3	2	2	2	2	1
209	32	-	-	25	9	12	-	12	-	10	-	5.0	10000	-	2	-	-	-	-	3
210	126	2	-	33	10	43	-	34	-	21	-	5.0	10600	-	20	-	4.1	70	5	3	3	3	6
211	126	-	-	40	6	39	-	30	-	21	-	5.5	14800	-	16	-	4.1	95	-	-	1	6	1
212	53	-	-	38	9	16	-	13	-	9	-	5.3	11900	-	6	...	4.8	113	-	-	1	1	1
213	112	-	-	16	13	57	-	15	-	40	-	3.7	14100	-	16	-	3.6	103	-	-	18	1	2
214	51	-	-	45	-	13	-	13	-	10	-	5.0	11000	-	3	2	2	-	-	-
215	41	-	-	29	2	13	-	13	-	11	-	5.0	12800	-	2	-	-	-	-	-
216	135	-	-	53	2	33	-	31	-	22	-	5.7	14600	-	11	-	5.8	127	-	-	3	3	1
217	92	-	-	52	-	23	-	23	-	19	-	5.7	12900	-	4	-	-	2	3	-
218	45	-	-	51	-	11	-	11	-	10	-	5.2	15600	-	1	-	-	-	-	-
219	56	-	-	13	32	32	-	8	-	28	-	3.9	11900	-	1	-	-	11	1	-
220	26	-	-	46	4	8	-	8	-	6	-	5.8	16300	-	1	-	-	1	1	1
221	40	-	-	23																			

Table 2. Characteristics of Housing Units and Population, by Blocks: 1970—Con.

Ada County, Idaho

[Data exclude vacant seasonal and vacant migratory housing units. For minimum base for derived figures (percent, average, etc.) and meaning of symbols, see text]

Blocks Within Census Tracts	Percent of total population				Year-round housing units				Occupied housing units															
	Total population	Negro	In group quarters	Under 18 years	62 years and over	Total	Units in—		Owner				Renter				1.01 or more persons per room		With roomers, boarders, or lodgers					
							Locking some or all plumbing facilities	Structures of 10 or more units	Total	Locking some or all plumbing facilities	Average number of rooms	Average value (dollars)	Percent Negro	Total	Locking some or all plumbing facilities	Average number of rooms	Average contract rent (dollars)	Percent Negro		Total	With all plumbing facilities			
																						One-unit structures	Structures of 10 or more units	One-person households
302	63	-	-	43	5	20	-	20	12	-	5.1	12700	-	8	-	4.5	99	-	2	2	4	4	-	
303	7	-	-	14	43	3	-	15	11	-	4.5	9400	-	5	-	5.0	88	-	2	2	1	3	-	
304	56	-	-	48	5	1	-	8	5	-	6.2	10300	-	4	-	-	-	-	-	-	2	2	-	
305	2	-	-	-	11	1	-	8	5	-	5.1	14600	-	2	-	-	-	-	-	-	3	2	1	
306	28	-	-	32	29	16	-	16	14	-	5.3	13100	-	2	-	-	-	-	-	-	3	2	1	
307	41	-	-	31	13	13	-	13	11	-	5.1	10400	-	2	-	-	-	-	-	-	1	1	-	
308	32	-	-	32	7	12	-	12	7	-	6.0	12000	-	4	-	-	-	-	-	1	1	4	1	-
309	28	-	-	51	-	12	-	12	10	-	5.1	13100	-	2	-	-	-	-	-	1	1	-	1	-
310	49	-	-	29	5	23	-	22	18	-	5.1	13100	-	4	-	-	-	-	-	1	1	1	3	2
311	63	-	-	-	-	-	-	-	-	-	-	-	-	-	-	-	-	-	-	-	-	-	-	-
312	54	-	-	44	7	13	-	13	10	-	6.2	15700	-	-	-	-	-	-	-	1	1	1	-	-
313	54	-	-	56	-	15	-	15	10	-	5.3	17300	-	3	-	-	-	-	-	2	2	-	2	-
314	80	-	-	34	14	27	-	26	20	-	4.5	12100	-	7	-	4.9	76	-	-	3	3	3	1	-
315	56	-	-	34	16	18	-	17	14	-	5.4	13300	-	4	-	-	-	-	-	2	2	3	3	1
316	63	-	-	33	3	17	-	19	12	-	5.5	12700	-	8	-	4.3	98	-	-	2	2	2	3	1
317	55	-	-	40	9	17	-	17	14	-	5.4	12700	-	3	-	-	-	-	-	1	1	1	1	-
318	43	-	-	33	5	14	-	12	7	-	6.3	12700	-	2	-	-	-	-	-	2	2	2	1	-
319	40	-	-	50	-	10	-	10	7	-	5.0	10900	-	3	-	-	-	-	-	1	1	1	1	-
320	28	-	-	29	7	10	-	10	7	-	4.6	11300	-	3	-	-	-	-	-	1	1	1	-	1
321	29	-	-	28	21	11	-	8	7	-	6.7	16500	-	3	-	-	-	-	-	1	1	1	-	2
322	37	-	-	30	14	14	-	13	10	-	5.5	11800	-	4	-	-	-	-	-	-	-	3	-	1
323	40	-	-	33	3	14	-	14	10	-	5.7	14100	-	3	-	-	-	-	-	-	-	1	2	-
325	36	-	-	33	11	12	-	11	9	-	5.9	14200	-	3	-	-	-	-	-	-	-	2	1	-
326	47	-	-	26	19	23	-	18	14	-	4.7	12700	-	7	-	4.3	95	-	-	-	7	2	1	-
327	39	-	-	44	3	13	-	13	9	-	5.2	10700	-	2	-	-	-	-	-	-	2	2	1	-
1B	3569	-	-	27	7	1059	4	930	862	2	6.2	23800	-	168	1	4.9	125	-	44	44	84	54	19	
101	22	-	-	40	14	9	-	5	5	-	6.6	-	-	4	-	-	-	-	-	2	2	1	2	1
102	139	-	-	53	-	32	-	31	25	-	6.6	16900	-	6	-	5.2	138	-	-	2	2	1	2	2
103	130	-	-	45	3	39	-	38	26	-	5.7	15900	-	9	-	5.4	146	-	-	5	5	3	3	2
104	76	-	-	50	4	22	-	22	18	-	5.9	18100	-	1	-	-	-	-	-	1	1	2	-	-
105	126	-	-	44	2	34	-	33	28	-	6.1	18100	-	6	-	5.3	153	-	-	1	1	2	-	-
106	144	-	-	47	3	37	-	36	36	-	6.4	19100	-	1	-	-	-	-	-	3	3	-	1	-
107	34	-	-	29	12	11	-	11	10	-	6.6	23700	-	1	-	-	-	-	-	-	-	1	-	1
108	94	-	-	48	5	22	-	22	15	-	7.4	25600	-	2	-	-	-	-	-	-	-	-	1	-
109	71	-	-	42	4	17	-	17	15	-	7.3	24100	-	2	-	-	-	-	-	-	-	-	-	-
110	110	-	-	50	5	28	-	27	23	-	6.7	20700	-	5	-	5.6	-	-	-	1	1	2	3	-
111	72	-	-	46	3	20	-	19	14	-	6.5	19900	-	5	-	5.6	149	-	-	-	1	1	1	-
112	67	-	-	39	5	20	-	20	17	-	5.8	18500	-	2	-	-	-	-	-	-	-	2	-	-
113	85	-	-	44	2	24	-	23	22	-	6.4	21100	-	3	-	-	-	-	-	1	1	1	-	-
114	78	-	-	40	5	24	-	22	21	-	6.5	25500	-	2	-	-	-	-	-	-	-	3	-	-
115	94	-	-	38	5	26	-	24	24	-	6.8	23400	-	5	-	-	-	-	-	2	2	3	-	-
116	98	-	-	41	3	27	-	26	24	-	5.5	18700	-	2	-	5.6	132	-	-	1	1	1	-	1
117	75	-	-	43	8	22	-	21	19	-	5.7	19100	-	3	-	-	-	-	-	1	1	2	3	1
118	82	-	-	31	7	24	-	24	24	-	7.5	33300	-	2	-	-	-	-	-	-	-	1	1	-
119	77	-	-	26	8	26	-	24	24	-	6.5	22400	-	2	-	-	-	-	-	1	1	1	-	-
120	49	-	-	43	12	15	-	15	15	-	6.3	25800	-	-	-	-	-	-	-	1	1	2	2	1
121	73	-	-	19	25	32	-	30	14	-	7.2	44100	-	2	-	-	-	-	-	2	2	1	3	1
201	68	-	-	49	2	18	-	18	14	-	5.1	15500	-	4	-	-	-	-	-	-	-	-	2	-
202	72	-	-	44	-	18	-	17	13	-	5.6	15700	-	5	-	5.0	141	-	-	-	-	-	-	-
203	35	-	-	54	6	9	-	8	11	-	8.2	22700	-	2	-	-	-	-	-	-	-	-	1	1
204	40	-	-	28	15	16	-	15	7	-	5.0	14400	-	4	-	-	-	-	-	-	-	4	1	-
205	27	-	-	22	19	11	2	8	12	-	5.0	24300	-	4	-	-	-	-	-	-	-	1	-	1
206	58	-	-	36	7	17	-	15	12	-	5.8	30500	-	4	-	-	-	-	-	-	-	-	-	1
207	151	-	-	38	7	48	-	17	17	-	5.2	19400	-	28	-	4.3	129	-	-	7	7	2	5	1
208	55	-	-	35	7	17	-	15	13	-	6.5	19100	-	4	-	-	-	-	-	-	-	2	-	-
209	67	-	-	28	9	26	-	25	23	-	7.1	35600	-	1	-	-	-	-	-	-	-	4	1	2
210	27	-	-	48	-	6	-	6	6	-	9.5	57100	-	4	-	-	-	-	-	1	1	3	-	-
211	81	-	-	36	5	25	-	23	19	-	6.2	23500	-	4	-	-	-	-	-	-	-	-	-	-
212	9	-	-	22	11	5	-	4	8	-	7.4	31600	-	2	-	-	-	-	-	-	-	2	1	-
213	24	-	-	21	17	9	-	9	34	-	6.6	44200	-	6	-	5.5	240	-	-	1	1	6	1	2
214	95	-	-	15	27	41	1	35	34	-	6.6	25500	-	4	-	-	-	-	-	-	-	4	-	1
301	199	-	-	41	8	61	-	60	53	-	6.1	21800	-	3	-	-	-	-	-	1	1	4	4	-
302	66	-	-	46	11	19	-	18	16	-	4.1	14500	-	2	-	-	-	-	-	3	3	5	1	-
303	90	-	-	31	16	30	-	10	28	-	6.5	22800	-	1	-	-	-	-	-	-	-	-	-	-
304	39	-	-	23	8	11	-	11	10	-	6.5	22800	-	1	-	-	-	-	-	-	-	-	-	-
305	38	-	-	45	5	13	1	13	9	-	4.9	16900	-	3	-	-	-	-	-	1	1	2	1	-
306	34	-	-	38	3	10	-	9	5	-	4.7	14600	-	3	-	-	-	-	-	1	1	1	-	-
307	26	-	-	50	8	6	-	6	5	-	5.8	19000	-	1	-	-	-	-	-	1	1	1	-	-
308	86	-	-	44	5	21	-	21	18	-	5.9	17400	-	2	-	-	-	-	-	-	-	1	1	1
309	26	-	-	23	12	8	-	8	8	-	6.3	26900	-	-	-	-	-	-	-	1	1	-	-	-
310	42	-	-	52	5	10	-	10	10	-	6.4	26300	-	-	-	-	-	-	-	-	-	-	1	-
311	43	-	-	40	9	12	-	12	12	-	6.8	21300	-	-	-	-	-	-	-	-	-	1	-	-
312	20	-	-	15	25	7	-	6	5	-	4.2	22800	-	2	-	-	-	-	-	-	-	2	1	-
313	70	-	-	44	3	19	-	17	14	-	5.9	18100	-	5	-	5.2	126	-	-	-	-	-	-	-
314	2	-	-	-	-	1	-	-	-	-	-	-	-	-	-	-	-	-	-	-	-	-	-	-
315	40	-	-	43	-	1																		

Table 2. Characteristics of Housing Units and Population, by Blocks: 1970—Con.

Ada County, Idaho

(Data exclude vacant seasonal and vacant migratory housing units. For minimum base for derived figures (percent, average, etc.) and meaning of symbols, see text)

Blocks Within Census Tracts	Percent of total population				Year-round housing units				Occupied housing units												
	Total population	Negro	In group quarters	Under 18 years	62 years and over	Total	Units in—		Owner				Renter			1.01 or more persons per room		With roomers, boarders, or lodgers			
							Lacking some or all plumbing facilities	Structures of 10 or more units	Total	Lacking some or all plumbing facilities	Average number of rooms	Average value (dollars)	Percent Negro	Total	Lacking some or all plumbing facilities	Average number of rooms	Average contract rent (dollars)		Percent Negro	Total	With all plumbing facilities
108	37	-	-	46	3	12	12	10	-	5.1	14900	-	1	-	-	-	1	1	-		
109	47	-	-	40	2	13	13	9	-	4.7	14200	-	4	-	-	-	2	2	-		
110	44	-	-	32	7	15	15	11	-	5.4	15800	-	4	-	-	-	1	1	-		
111	86	-	-	41	5	25	25	22	-	5.0	15600	-	3	-	-	-	1	1	-		
112	108	-	-	49	3	27	27	23	1	5.5	14100	-	4	-	-	-	-	-	1		
113	85	-	-	45	5	23	23	21	-	5.1	16700	-	1	-	-	-	2	4	-		
114	84	-	-	35	13	27	27	23	-	6.6	21400	-	3	-	-	-	-	-	-		
115	62	-	-	37	2	18	18	17	-	6.1	22100	-	1	-	-	-	1	1	-		
116	111	-	-	44	3	27	27	26	-	6.5	19800	-	1	-	-	-	-	-	-		
117	17	-	-	41	6	6	6	5	-	5.4	15800	-	-	-	-	-	-	-	-		
118	218	-	1	41	3	56	56	49	-	6.3	19600	-	5	-	6.0	-	5	4	1		
119#	120	-	-	47	1	30	30	24	-	5.7	18700	-	6	-	5.2	148	5	1	-		
120	136	-	-	44	1	37	37	34	-	6.0	17900	-	2	-	-	-	1	1	-		
121	60	-	-	38	2	17	17	16	-	6.0	18400	-	1	-	-	-	-	-	-		
122	126	-	-	50	2	29	29	27	-	5.8	18500	-	1	-	-	-	-	-	-		
123	83	-	-	51	4	19	19	18	-	7.0	26200	-	-	-	-	-	-	-	-		
124	74	-	-	53	1	16	16	16	-	7.3	27700	-	-	-	-	-	-	-	-		
125	93	-	-	45	2	22	22	21	-	7.1	25900	-	-	-	-	-	1	2	-		
126	123	-	-	50	3	31	31	30	-	6.9	24500	-	1	-	-	-	-	-	-		
127	7	-	-	43	14	2	2	-	-	-	-	-	-	-	-	-	-	-	-		
128	144	-	-	38	4	54	54	43	-	5.8	21200	-	-	-	-	-	2	1	2		
129	122	-	-	51	1	31	31	30	-	6.0	19900	-	-	-	-	-	2	-	-		
130	32	-	-	41	6	9	9	9	-	6.3	21100	-	-	-	-	-	2	2	-		
201	93	-	-	42	7	26	25	19	-	6.3	18000	-	7	-	5.4	121	2	2	2		
202	103	-	-	36	6	28	24	24	-	5.9	20200	-	4	-	-	-	2	2	-		
203	114	-	-	45	4	29	28	27	1	6.4	21800	-	2	-	-	-	3	2	-		
204	97	-	-	43	3	27	24	24	-	6.5	20900	-	1	-	-	-	2	2	-		
205	116	-	-	46	6	19	19	19	-	6.3	20900	-	2	-	-	-	1	2	1		
206	78	-	-	46	4	25	23	19	-	7.3	23000	-	1	-	-	-	2	1	-		
207	84	-	-	39	4	25	23	24	-	6.3	20000	-	-	-	-	-	-	-	-		
208	45	-	-	44	7	13	13	13	-	5.0	16500	-	1	-	-	-	1	3	-		
209	41	-	-	49	5	10	10	9	-	7.0	21900	-	-	-	-	-	2	3	-		
210	112	-	-	46	4	28	28	25	-	6.2	20700	-	3	-	-	-	2	3	-		
211	52	-	-	44	4	14	13	11	-	5.5	16900	-	3	-	-	-	-	-	-		
212	136	-	-	42	4	35	33	27	-	7.0	23500	-	8	-	6.4	167	1	3	3		
213	106	-	-	43	2	26	24	23	-	6.7	23000	-	2	-	-	-	-	-	1		
214	91	-	-	53	3	21	21	19	-	7.2	22400	-	2	-	-	-	2	1	-		
215	30	-	-	47	7	9	9	4	-	-	-	-	5	-	5.6	-	-	2	-		
216	52	-	-	54	2	12	12	11	-	-	-	-	1	-	-	-	1	-	-		
217	138	-	-	53	1	30	30	27	-	6.8	19700	-	3	-	-	-	1	1	-		
218	176	-	-	48	3	40	40	36	-	6.6	21000	-	4	-	-	-	4	1	-		
219	99	-	-	54	1	23	23	21	-	6.4	21200	-	1	-	-	-	2	-	1		
20	2178	-	-	38	9	677	429	589	3	5.3	20200	-	74	-	4.8	119	26	26	76	44	8
101#	233	-	-	12	37	114	22	105	1	4.3	20400	-	8	-	4.4	116	2	2	28	5	1
104	38	-	-	45	11	12	8	7	-	6.6	23800	-	5	-	4.4	63	2	2	2	1	-
105	34	-	-	38	12	11	9	7	-	4.9	24300	-	3	-	-	-	2	2	-	-	-
106	105	-	-	35	8	39	31	18	-	4.9	19100	-	16	-	-	-	3	3	5	1	1
108	122	-	-	21	21	50	8	47	-	4.9	14200	-	3	-	4.4	103	2	2	8	5	1
109	306	-	-	48	3	72	72	68	-	6.2	20700	-	4	-	-	-	1	1	1	4	-
110	94	-	-	49	1	22	22	21	-	6.0	18700	-	1	-	-	-	2	2	1	1	-
111	75	-	-	33	11	22	22	21	-	6.0	20200	-	1	-	-	-	1	1	2	1	-
112	129	-	-	40	6	33	33	31	-	6.5	23400	-	2	-	-	-	-	-	-	-	-
113	65	-	-	39	3	20	20	20	-	6.0	21100	-	-	-	-	-	-	2	1	-	-
114	35	-	-	37	11	8	8	6	-	6.5	22700	-	2	-	-	-	1	1	-	-	-
115	372	-	-	34	7	129	37	118	1	4.5	15400	-	11	-	5.1	113	2	2	20	11	1
116	32	-	-	22	13	11	9	10	-	5.7	25000	-	1	-	-	-	-	-	-	-	-
118	9	-	-	22	11	3	-	-	-	-	-	-	-	-	-	-	-	-	-	-	-
119	252	-	-	52	2	57	52	50	1	6.2	19400	-	6	-	5.0	149	3	3	1	2	-
120	121	-	-	54	3	32	32	27	-	7.1	27100	-	-	-	-	-	1	1	-	-	-
121	138	-	-	49	4	38	38	28	-	4.4	11600	-	9	-	4.3	101	1	1	4	7	1
122	18	-	-	28	4	4	-	-	-	-	-	-	-	-	-	-	-	-	-	-	-
21	784	-	-	36	9	246	151	199	4	5.0	17900	-	39	1	4.8	78	25	25	31	13	2
101	53	-	-	43	2	17	1	14	1	4.1	-	-	3	-	-	-	3	3	3	2	1
102	12	-	-	58	2	2	-	-	-	-	-	-	-	-	-	-	-	-	-	-	-
103	20	-	-	40	6	6	3	5	-	5.2	-	-	1	-	-	-	1	1	-	-	-
104	34	-	-	53	3	8	5	7	-	4.9	16000	-	1	-	-	-	2	2	-	-	-
106	24	-	-	38	4	7	7	7	-	5.0	-	-	1	-	-	-	-	-	-	-	-
107	36	-	-	40	8	8	3	7	-	4.9	-	-	1	-	-	-	-	-	-	-	-
108	41	-	-	5	17	5	-	-	-	-	-	-	-	-	-	-	-	-	-	-	-
109	204	-	-	39	6	55	49	46	2	6.0	20400	-	5	-	5.2	73	7	7	2	-	-
110	77	-	-	46	3	22	16	14	-	4.6	8000	-	6	-	4.5	63	6	6	-	2	-
111	36	-	-	58	3	10	1	7	1	3.9	6900	-	2	-	-	-	2	2	2	1	-
112	7	-	-	29	43	3	-	-	-	-	-	-	-	-	-	-	-	-	-	-	-
113	60	-	-	42	7	26	17	14	-	5.0	17100	-	5	-	5.0	-	2	2	3	2	-
114	28	-	-	32	-	10	9	7	-	4.6	21900	-	3	-	-	-	-	-	2	-	-
116	13	-	-	31	-	5	5	3	-	-	-	-	2	-	-	-	-	-	1	-	-
117	5	-	-	20	2	-	-	-	-	-	-	-	-	-	-	-	-	-	-	-	-
118	11	-	-	27	9	4	-	-	-	-	-	-	-	-	-	-	-	-	-	-	-
120	4	-	-	-	1	-	-	-	-	-	-	-	-	-	-	-	-	-	-	-	-
121	6	-	-	67	1	1	-	-	-	-	-	-	-	-	-	-	-	-	-	-	-
122#	143	-	-	31	29	61	18	54	-	4.5	23100	-	7	-	5.9	47	-	-	13	2	1
22	489	-	-	47	5	127	113	114	-	5.7	17900	-	8	-	5.4	151	12	12	5	8	1
101	302	-	-	45	6	28	67	72	-	5.5	17800	-	3	-	5.2	-	7	7	4	6	1
102	40	-	-	48	11	11	-	9	-	5.1	13300	-	2	-	-	-	1	1	1	1	-
103	81	-	-	44	6	24	21	20	-	5.4	17400	-	1	-	-	-	3	3	-	-	-
104	66	-	-	53	2	14	14	13	-	7.4	21500	-	-	-	-	-	1	1	-	-	-

Table 2. Characteristics of Housing Units and Population, by Blocks: 1970—Con.

[Data exclude vacant seasonal and vacant migratory housing units. For minimum base for derived figures (percent, average, etc.) and meaning of symbols, see text]

Blocks Within Census Tracts	Percent of total population				Year-round housing units				Occupied housing units															
	Total population	Negro	In group quarters	Under 18 years	62 years and over	Total	Lacking some or all plumbing facilities	Units in—		Owner			Renter			1.01 or more persons per room		One-person households	With female head of family	With roomers, boarders, or lodgers				
								Structures of 10 or more units	One-unit structures	Total	Lacking some or all plumbing facilities	Average number of rooms	Average value (dollars)	Percent Negro	Total	Lacking some or all plumbing facilities	Average number of rooms				Average contract rent (dollars)	Percent Negro	Total	With all plumbing facilities
23	5602	-	-	39	7	1689	14	1319	2	1393	8	5.5	21100	-	249	4	4.6	99	-	103	102	137	87	18
101	378	-	-	27	18	151	1	28	-	144	-	4.4	24000	-	7	1	4.3	70	-	2	2	34	10	3
102	74	-	-	43	4	19	-	18	-	18	-	5.9	19800	-	1	-	-	-	-	3	3	-	-	-
103	155	-	-	44	7	46	-	44	-	33	-	5.5	17300	-	11	-	5.2	121	-	1	1	3	4	-
104	44	-	-	32	7	12	-	12	-	8	-	6.1	29100	-	4	-	-	-	-	1	1	1	-	-
105	35	-	-	57	-	7	-	7	-	6	-	6.3	25800	-	2	-	-	-	-	2	2	-	-	-
106	59	-	-	36	9	17	-	17	-	14	-	5.6	17200	-	2	-	-	-	-	-	-	1	-	-
107	39	-	-	44	3	9	-	8	-	8	-	5.3	16200	-	1	-	-	-	-	3	3	-	-	1
108	384	-	-	46	4	112	-	110	-	78	-	5.8	20300	-	19	-	4.5	91	-	7	7	5	6	-
109	109	-	-	39	3	27	-	27	-	23	-	6.0	19100	-	4	-	-	-	-	2	2	1	1	1
110	21	-	-	33	14	7	-	7	-	7	-	5.6	24600	-	-	-	-	-	-	1	1	-	-	-
111	116	-	-	35	3	3	-	33	-	31	-	5.8	21800	-	2	-	-	-	-	1	1	1	2	-
112	38	-	-	37	-	11	-	11	-	11	-	6.1	19500	-	-	-	-	-	-	1	1	1	1	-
113	93	-	-	44	2	26	-	24	-	21	-	5.4	16800	-	5	-	6.4	118	-	1	1	1	2	-
114	128	-	-	45	2	36	-	35	-	30	-	5.7	18100	-	5	-	5.2	159	-	2	2	2	2	-
115	103	-	-	47	4	27	-	27	-	23	-	5.3	16100	-	3	-	-	-	-	2	2	2	2	-
116	5	-	-	20	-	3	-	-	-	-	-	-	-	-	-	-	-	-	-	-	-	-	-	-
117	10	-	-	50	-	2	-	-	-	-	-	-	-	-	-	-	-	-	-	-	-	-	-	-
118	7	-	-	43	14	3	-	-	-	-	-	-	-	-	-	-	-	-	-	-	-	-	-	-
119	7	-	-	29	14	2	-	-	-	-	-	-	-	-	-	-	-	-	-	-	-	-	-	-
120	22	-	-	36	5	6	-	6	-	6	-	5.8	19800	-	-	-	-	-	-	-	-	-	-	-
201	118	-	-	33	8	42	1	26	1	29	1	4.8	21500	-	11	-	4.3	88	-	4	4	3	4	1
202	103	-	-	48	1	27	-	27	-	25	-	5.7	20200	-	2	-	-	-	-	2	2	-	2	-
203	129	-	-	45	-	35	-	35	-	35	-	5.5	21700	-	-	-	-	-	-	2	2	-	2	-
204	104	-	-	44	1	26	-	26	-	25	-	5.4	21700	-	1	-	-	-	-	2	2	-	2	-
205	76	-	-	42	4	22	-	16	-	14	-	6.2	24500	-	7	-	4.4	121	-	1	1	1	1	-
206	87	-	-	32	7	27	-	21	-	25	-	5.6	22000	-	2	-	-	-	-	1	1	1	1	-
207	3	-	-	-	-	1	-	-	-	-	-	-	-	-	-	-	-	-	-	-	-	-	-	-
208	47	-	-	30	6	16	-	16	-	12	-	5.6	24100	-	3	-	-	-	-	-	-	1	1	-
209	5	-	-	-	100	3	-	-	-	-	-	-	-	-	-	-	-	-	-	-	-	-	-	-
210	46	-	-	37	11	14	-	14	-	11	-	4.5	11200	-	2	-	-	-	-	4	4	2	-	-
211	10	-	-	40	-	2	-	-	-	-	-	-	-	-	-	-	-	-	-	6	6	1	4	-
216	132	-	-	57	2	29	-	29	-	25	-	5.1	12500	-	4	-	-	-	-	6	6	2	3	1
217	113	-	-	55	2	26	-	26	-	17	-	5.1	11400	-	9	-	4.4	105	-	6	6	2	3	-
218	52	-	-	48	4	12	-	11	-	11	-	5.2	11700	-	1	-	-	-	-	2	2	-	-	-
219	10	-	-	40	20	3	-	-	-	-	-	-	-	-	-	-	-	-	-	-	-	-	-	-
220	47	-	-	32	9	16	-	8	-	11	-	5.3	-	-	5	-	4.6	-	-	-	-	3	1	-
221	10	-	-	40	10	4	-	-	-	-	-	-	-	-	-	-	-	-	-	-	-	-	-	-
222	17	-	-	41	12	5	-	5	-	5	-	5.4	-	-	-	-	-	-	-	-	-	-	-	-
223	68	-	-	38	3	18	-	18	-	18	-	7.6	32800	-	-	-	-	-	-	-	-	-	1	-
224	81	-	-	57	-	19	-	18	-	13	-	8.3	38800	-	4	-	-	-	-	4	4	-	-	-
225	80	-	-	44	4	18	-	18	-	17	-	8.4	35700	-	1	-	-	-	-	-	-	1	1	-
226	117	-	-	52	1	25	-	25	-	24	-	8.7	41800	-	1	-	-	-	-	-	-	-	-	-
227	22	-	-	50	14	4	-	-	-	-	-	-	-	-	-	-	-	-	-	-	-	-	-	-
301#	229	-	-	34	14	76	1	56	-	57	-	4.9	20400	-	16	1	3.9	63	-	5	5	8	2	1
302	6	-	-	17	50	3	-	-	-	-	-	-	-	-	-	-	-	-	-	-	-	-	-	-
303	15	-	-	13	33	7	-	-	-	5	-	4.0	-	-	2	-	-	-	-	-	-	-	1	-
304	12	-	-	17	25	5	-	-	-	4	-	-	-	-	-	-	-	-	-	-	-	-	-	-
305	118	-	-	31	18	48	-	22	-	40	-	4.6	12100	-	5	-	5.0	-	-	1	1	6	4	-
306#	424	-	-	38	6	127	1	104	-	109	1	5.3	19900	-	15	-	4.1	78	-	15	15	13	9	-
307	115	-	-	30	13	33	1	33	-	31	1	5.4	20400	-	2	-	-	-	-	2	2	3	2	1
308	51	-	-	43	-	12	-	11	-	11	-	5.7	17400	-	1	-	-	-	-	2	2	-	-	-
309	85	-	-	29	9	28	1	25	-	23	-	5.4	18500	-	4	-	-	-	-	1	1	1	1	-
310	55	-	-	35	9	21	-	13	-	18	-	4.9	15200	-	3	-	-	-	-	3	3	3	3	-
311	89	-	-	43	6	25	-	15	-	21	-	4.8	14400	-	3	-	-	-	-	1	1	3	4	3
312	27	7	12	37	7	7	-	7	-	5	-	5.8	-	-	2	-	-	-	-	1	1	-	-	-
313	178	-	-	24	21	7	-	32	-	60	2	4.8	17800	-	10	-	4.7	56	-	3	2	16	-	-
314	34	-	-	35	6	12	1	9	-	9	1	5.1	18300	-	2	-	-	-	-	-	-	2	-	-
315	126	-	-	37	6	38	-	37	-	25	-	5.8	23300	-	12	-	5.0	133	-	1	1	2	1	-
316	62	-	-	42	5	17	-	17	-	16	-	6.0	23600	-	1	-	-	-	-	-	-	-	-	-
317	20	-	-	30	25	6	-	6	-	6	-	5.8	11000	-	-	-	-	-	-	-	-	-	-	-
319	3	-	-	-	-	2	-	-	-	-	-	-	-	-	-	-	-	-	-	-	-	-	-	-
320	73	-	-	36	7	21	-	18	-	16	-	5.0	17700	-	5	-	4.2	-	-	1	1	1	2	1
902	23	-	-	52	-	5	-	5	-	4	-	-	-	-	-	-	-	-	-	2	2	-	-	-
903	218	-	-	34	6	76	3	37	-	62	2	4.4	14800	-	13	1	4.2	82	-	2	2	6	6	-
90																								

Table 2. Characteristics of Housing Units and Population, by Blocks: 1970—Con.

Ada County, Idaho

[Data exclude vacant seasonal and vacant migratory housing units. For minimum base for derived figures (percent, average, etc.) and meaning of symbols, see text]

Blocks Within Census Tracts	Percent of total population				Year-round housing units				Occupied housing units										
	Total popu- la- tion	Ne- gro	In group quar- ters	Un- der 18 years and over	Total	Units in—		Owner				Renter				1.01 or more persons per room		With room- ers, board- ers, or lodg- ers	
						Lack- ing some or all plumb- ing facili- ties	Struc- tures of 10 or more units	Lack- ing some or all plumb- ing facili- ties	Aver- age num- ber of rooms	Aver- age value (dol- lars)	Per- cent Negro	Lack- ing some or all plumb- ing facili- ties	Aver- age num- ber of rooms	Aver- age con- tract rent (dol- lars)	Per- cent Negro	Total	With all plumb- ing facili- ties		
																			One- unit struc- tures
203	68	-	-	54	15	13	14	7.1	29800	-	1	-	-	-	1	-
204	86	-	-	43	4	22	21	6.6	27100	-	1	-	-	-	2	-
205	50	-	-	42	6	17	8	5.1	12200	-	6	...	5.0	185	-	-	-	1	2
206	486	-	-	50	1	160	111	7.0	27100	-	3	-	-	-	-	1
207	25	-	-	60	-	7	5	8.0	30000	-	-	-	-	-	-	-	-	-	-
208	11	-	-	46	-	5	3	-	-	-	-	-	-	-	-	-	-
209	32	-	-	38	3	11	7	6.6	24800	-	2	-	-	-	-	-
210	8	-	-	50	-	2	-	-	-	-	-	-
211	69	-	-	42	3	16	15	6.0	21600	-	1	-	-	-	-	1
212	71	-	-	51	4	14	14	5.6	14000	-	-	-	-	-	-	-	-	-	-
213	73	-	-	40	4	22	17	4.9	15000	-	3	-	-	-	1	-
214	58	-	-	38	3	16	15	4.7	12200	-	-	-	-	-	-	-	-	-	-

A UNITED STATES
DEPARTMENT OF
COMMERCE
PUBLICATION



Block Statistics

AURORA-ELGIN, ILL. URBANIZED AREA

HC(3)-65



1970 CENSUS OF HOUSING



U.S. DEPARTMENT
OF COMMERCE
BUREAU OF
THE CENSUS

U.S. DEPARTMENT OF COMMERCE

Maurice H. Stans, Secretary
James T. Lynn, Under Secretary
Harold C. Passer, Assistant Secretary for Economic Affairs

BUREAU OF THE CENSUS

George Hay Brown, Director
Conrad Taeuber, Associate Director
David L. Kaplan, 1970 Census Coordinator

HOUSING DIVISION

Arthur F. Young, Chief

ACKNOWLEDGMENTS— Many persons participated in the various activities of the 1970 census. Primary direction of the program was performed by Conrad Taeuber, Associate Director for Demographic Fields, assisted by David L. Kaplan, 1970 Census Coordinator, and in conjunction with Joseph F. Daly, Associate Director for Research and Development, William I. Merkin, Associate Director for Administration, John W. H. Spencer, Associate Director for Data Systems, and Edwin D. Goldfield, Assistant Director for Program Development.

This report was planned and written in the Housing Division under the supervision of Arthur F. Young, Chief, by Aaron Josowitz, Assistant Chief, Nathan Krevor, Chief, Coordination and Research Branch, and Paul F. Coe.

The Statistical Methods Division was largely responsible for developing new procedures to obtain a more accurate count of housing units. This work was supervised by Joseph Waksberg, Division Chief, Morton Bolsen and Walter M. Perkins, Assistant Division Chiefs, and Barnett Denton and Charles D. Jones.

Geographic plans and procedures were developed in the Geography Division under the supervision of William T. Fay, Chief, and Robert C. Klove and Gerald J. Post, Assistant Division Chiefs, with the assistance of Robert E. Durland, Margery H. Elliot, and Jacob Silver.

Data collection activities were administered by the Field Division, Paul R. Squires, Chief, and Richard C. Burt and Dean H. Weber, Assistant Division Chiefs, with the assistance of John Kuntz and Stanley Matchett, as well as the directors of the Bureau's regional offices.

Systems and processing procedures were developed in the Systems Division, Sol Dolleck, Chief, under the direction of Morris Gorinson, Assistant Division Chief. Florence Wright assisted by Orville M. Snye, was responsible for the clerical procedures and Roger O. Lepage, assisted by John Murphy, Jr., C. Eden Moody, and Judith E. Jones, was responsible for the computer programming.

The manual processing and microfilming of the questionnaires were performed in the Jeffersonville Census Operations Division, under the supervision of Joseph F. Arbena, Chief, and Robert L. Hagan, Population and Housing Census Operations Manager, assisted by Charles L. Adams and John C. Campbell. William L. Pangburn supervised the microfilming operation.

FOSDIC and computer processing were performed in the Processing Division under the supervision of M. Douglas Fahey, Chief, and E. Richard Bourdon and James W. Shores, Assistant Division Chiefs. Development of the automatic microfilming equipment was directed by Anthony A. Barilinsky.

Publications planning, editing, and printing were performed in the Administrative and Publications Services Division, Cecil B. Matthews, Chief, under the direction of Raymond J. Koski, John F. Lanham, Jr., and Gerald A. Mann.

Robert B. Volght, Special Assistant in the Office of the Director, and Sherry L. Courtland made many important contributions to the planning and coordination of the 1970 census program.

SUGGESTED CITATION

U.S. Bureau of the Census
Census of Housing: 1970
BLOCK STATISTICS
Final Report HC(3)-65 Aurora-Elgin, Ill.
Urbanized Area

U.S. Government Printing Office
Washington, D.C., 1971

For sale by the
Superintendent of Documents
U.S. Government Printing Office
Washington, D.C. 20402, or any
Department of Commerce Field Office.

Price \$2.50

**1970
CENSUS OF
HOUSING**

**Block
Statistics**

**AURORA-ELGIN, ILL.
URBANIZED AREA**

CONTENTS

	Page
List of HC(3) Block Statistics Reports	II
Introduction	IV
Facsimiles of Questionnaire Page and Respondent Instructions	X

TABLES

1	Characteristics of Housing Units and Population, for Places of 2,500 Inhabitants or More: 1970	ILL.-1
2	Characteristics of Housing Units and Population, by Blocks: 1970	ILL.-2

Maps identifying the blocks covered herein are included in or
accompany this report.

LIST OF HC (3) BLOCK STATISTICS REPORTS

The specific names listed below each State refer to urbanized areas; "Selected Areas" refer to other areas of the State which have contracted with the Census Bureau to provide block statistics.

Report number	Area	Report number	Area	Report number	Area	Report number	Area
ALABAMA		36	Hartford	69	Decatur	MARYLAND	
1	Birmingham	37	Meriden	70	Joliet	106	Baltimore
2	Gadsden	38	New Britain	71	Peoria	107	Selected Areas
3	Huntsville	39	New Haven	72	Rockford	MASSACHUSETTS	
4	Mobile	40	Norwalk	73	Springfield	108	Boston
5	Montgomery	41	Stamford	74	Selected Areas	109	Brockton
6	Tuscaloosa	42	Waterbury	INDIANA		110	Fall River
7	Selected Areas	DELAWARE		75	Anderson	111	Fitchburg-Leominster
ALASKA		43	Wilmington	76	Evansville	112	Lawrence-Haverhill
8	Selected Areas	DISTRICT OF COLUMBIA		77	Fort Wayne	113	Lowell
ARIZONA		44	Washington	78	Indianapolis	114	New Bedford
9	Phoenix	FLORIDA		79	Lafayette-West Lafayette	115	Pittsfield
10	Tucson	45	Fort Lauderdale-Hollywood	80	Muncie	116	Springfield-Chicopee-Holyoke
11	Selected Areas	46	Jacksonville	81	South Bend	117	Worcester
ARKANSAS		47	Miami	82	Terre Haute	MICHIGAN	
12	Fort Smith	48	Orlando	83	Selected Areas	118	Ann Arbor
13	Little Rock-North Little Rock	49	Pensacola	84	Cedar Rapids	119	Bay City
14	Pine Bluff	50	St. Petersburg	85	Davenport-Rock Island-Moline	120	Detroit
15	Selected Areas	51	Tallahassee	86	Des Moines	121	Flint
CALIFORNIA		52	Tampa	87	Dubuque	122	Grand Rapids
16	Bakersfield	53	West Palm Beach	88	Sioux City	123	Jackson
17	Fresno	54	Selected Areas	89	Waterloo	124	Kalamazoo
18	Los Angeles-Long Beach	GEORGIA		90	Selected Areas	125	Lansing
19	Oxnard-Ventura-Thousand Oaks	55	Albany	KANSAS		126	Muskegon-Muskegon Heights
20	Sacramento	56	Atlanta	91	Topeka	127	Saginaw
21	Salinas	57	Augusta	92	Wichita	128	Selected Areas
22	San Bernardino-Riverside	58	Columbus	93	Selected Areas	MINNESOTA	
23	San Diego	59	Macon	KENTUCKY		129	Duluth-Superior
24	San Francisco-Oakland	60	Savannah	94	Lexington	130	Minneapolis-St. Paul
25	San Jose	61	Selected Areas	95	Louisville	131	Selected Areas
26	Santa Barbara	HAWAII		96	Selected Areas	MISSISSIPPI	
27	Simi Valley	62	Honolulu	LOUISIANA		132	Biloxi-Gulfport
28	Stockton	63	Selected Areas	97	Baton Rouge	133	Jackson
29	Selected Areas	IDAHO		98	Lafayette	134	Selected Areas
COLORADO		64	Boise City	99	Lake Charles	MISSOURI	
30	Colorado Springs	ILLINOIS		100	Monroe	135	Kansas City
31	Denver	65	Aurora-Elgin	101	New Orleans	136	St. Joseph
32	Pueblo	66	Bloomington-Normal	102	Shreveport	137	St. Louis
33	Selected Areas	67	Champaign-Urbana	MAINE		138	Springfield
CONNECTICUT		68	Chicago-Northwestern Indiana	103	Lawiston-Auburn	139	Selected Areas
34	Bridgeport			104	Portland		
35	Bristol			105	Selected Areas		

Report number	Area	Report number	Area	Report number	Area	Report number	Area
MONTANA		167	Fayetteville	208	Wilkes-Barre	247	Waco
140	Billings	168	Greensboro	209	York	248	Wichita Falls
141	Great Falls	169	High Point	210	Selected Areas	249	Selected Areas
142	Selected Areas	170	Raleigh	RHODE ISLAND		UTAH	
NEBRASKA		171	Wilmington	211	Providence-Pawtucket-Warwick	250	Ogden
143	Lincoln	172	Winston-Salem	SOUTH CAROLINA		251	Provo-Orem
144	Omaha	173	Selected Areas	212	Charleston	252	Salt Lake City
145	Selected Areas	NORTH DAKOTA		213	Columbia	VERMONT	
NEVADA		174	Fargo-Moorhead	214	Greenville	253	Selected Areas
146	Las Vegas	OHIO		215	Selected Areas	VIRGINIA	
147	Reno	175	Akron	SOUTH DAKOTA		254	Lynchburg
NEW HAMPSHIRE		176	Canton	216	Sioux Falls	255	Newport News-Hampton
148	Manchester	177	Cincinnati	217	Selected Areas	256	Norfolk-Portsmouth
149	Selected Areas	178	Cleveland	TENNESSEE		257	Richmond
NEW JERSEY		179	Columbus	218	Chattanooga	258	Roanoke
150	Atlantic City	180	Dayton	219	Knoxville	259	Selected Areas
151	Trenton	181	Hamilton	220	Memphis	WASHINGTON	
152	Vineland-Millville	182	Lima	221	Nashville-Davidson	260	Seattle-Everett
153	Selected Areas	183	Lorain-Elyria	222	Selected Areas	261	Spokane
NEW MEXICO		184	Mansfield	TEXAS		262	Tacoma
154	Albuquerque	185	Springfield	223	Abilene	263	Selected Areas
155	Selected Areas	186	Steubenville-Weirton	224	Amarillo	WEST VIRGINIA	
NEW YORK		187	Toledo	225	Austin	264	Charleston
156	Albany-Schenectady-Troy	188	Youngstown-Warren	226	Beaumont	265	Huntington-Ashland
157	Binghamton	189	Selected Areas	227	Brownsville	266	Wheeling
158	Buffalo	OKLAHOMA		228	Corpus Christi	267	Selected Areas
159	New York-Northeastern New Jersey	190	Lawton	229	Dallas	WISCONSIN	
Part 1 - New York City		191	Oklahoma City	230	El Paso	268	Green Bay
Part 2 - New York Portion Outside New York City		192	Tulsa	231	Fort Worth	269	Kenosha
Part 3 - Northeastern New Jersey		193	Selected Areas	232	Galveston	270	Madison
160	Rochester	OREGON		233	Harlingen-San Benito	271	Milwaukee
161	Syracuse	194	Eugene	234	Houston	272	Racine
162	Utica-Rome	195	Portland	235	Laredo	273	Selected Areas
163	Selected Areas	196	Salem	236	Lubbock	WYOMING	
NORTH CAROLINA		197	Selected Areas	237	McAllen-Pharr-Edinburg	274	Selected Areas
164	Asheville	PENNSYLVANIA		238	Midland	PUERTO RICO	
165	Charlotte	198	Allentown-Bethlehem-Easton	239	Odessa	275	Mayagüez
166	Durham	199	Altoona	240	Port Arthur	276	Ponce
		200	Erie	241	San Angelo	277	San Juan
		201	Harrisburg	242	San Antonio	278	Selected Areas
		202	Johnstown	243	Sherman-Denison		
		203	Lancaster	244	Texas City-La Marque		
		204	Philadelphia	245	Tyler		
		205	Pittsburgh				
		206	Reading				
		207	Scranton				

INTRODUCTION

GENERAL	IV
Urbanized areas	IV
Maps and block identification	IV
Content of the tables	V
Symbols	V
Data collection procedures	V
Processing procedures	VI
DEFINITIONS AND EXPLANATIONS OF SUBJECT CHARACTERISTICS	VI
Self-enumeration and census questionnaire	VI
Comparability with 1960 data	VI
Total population	VII
Housing units and group quarters	VII
Year-round housing units	VII
Occupied housing units	VII
Race	VII
Tenure	VIII
Plumbing facilities	VIII
Units in structure	VIII
Persons per room	VIII
Average number of rooms	VIII
Average value	VIII
Average contract rent	VIII
One-person households	VIII
With female head of family	VIII
With roomers, boarders, or lodgers	IX
ACCURACY OF THE DATA	IX
Editing	IX
Block number check	IX
FACSIMILES	X
Questionnaire page showing 100-percent housing questions	X
Respondent instructions for the 100-percent housing questions	XI

GENERAL

This report presents statistics from the 1970 census, by blocks, on general characteristics of housing units and population. Legal provision for this census, conducted as of April 1, 1970, was made in the Act of Congress of August 31, 1954 (amended

August 1957), which codified Title 13, United States Code.

This report series contains 278 reports (as listed on page II). Most of the reports (236) relate to a specific urbanized area, as well as to some nearby contiguous territory included for reasons explained below in the section on "Urbanized areas." The remaining reports (42) relate to other types of areas (e.g., smaller cities, counties, etc.) where local authorities contracted with the Census Bureau to collect, process, and publish the data on a block basis. In 1960, a similar contractual technique was utilized but the basic block statistics program was limited generally to cities of 50,000 inhabitants or more (i.e., the built-up fringes around the cities were not covered).

A major portion of the information compiled from the 1970 Census of Housing will appear in Volume I, **Housing Characteristics for States, Cities, and Counties**. For a description of Volume I, as well as other elements of the data dissemination program of the 1970 Population and Housing Census, see the "Publication and Computer Summary Tape Program" statement at the end of this report.

Urbanized areas.—An urbanized area consists of a central city, or cities, and surrounding closely settled territory. The central city must have reported a population of 50,000 or more in 1960, in a special census conducted by the Census Bureau since 1960, or in the 1970 census. Under certain circumstances, "twin cities" with a combined population of 50,000 or more form the basis of an urbanized area. More detailed information on the criteria used to designate urbanized areas and determine their boundaries appears in the 1970 Census of Housing HC(1)-A reports and the 1970 Census of Population PC(1)-A reports.

As suggested by the rules above, the urbanized areas ultimately used in the tabulations of the 1970 census could not be completely recognized or defined until the final population counts were available. Since the precise delineation and numbering of blocks is quite costly and is therefore done only for areas where block statistics will be prepared, a preliminary determination of each urbanized area was made prior to the actual enumeration. The preliminary boundaries were purposely drawn somewhat beyond the anticipated final boundaries because the information on density of settlement was not yet available. Thus, for virtually all urbanized areas, there is some immediately adjacent territory for which the information was collected on a block basis. Because the extra cost of tabulating and publishing the block data for this type of territory is comparatively minor, data for blocks outside urbanized areas appear in the reports for those areas. On the other hand, block data are generally not provided for urbanized areas which are recognized for the first time in 1970.

Maps and block identification.—The maps included with these reports identify the location and number of each block and the boundary and number of each census tract or block numbering area.

A block is usually a well-defined rectangular piece of land bounded by streets or roads. However, it may be irregular in shape or bounded by railroad tracks, streams, or other features. The block is the specific numbered area as shown on the map.

Census tracts are small areas into which large cities and metropolitan areas are divided for statistical purposes. Tract boundaries are established cooperatively by a local committee and the Bureau of the Census and are generally designed to achieve

some uniformity of population characteristics, economic status, and living conditions. Initially, the average tract had about 4,000 residents. Tract boundaries are established with the intention of being maintained over a long time so that comparisons may be made from census to census.

In untraced places, block numbering areas are used. They are established by arbitrarily dividing the city along major streets, railroads, or other physical boundaries to facilitate numbering the blocks in groups of fewer than 1,000. The boundaries of block numbering areas have no statistical significance but are merely for convenience in mapping and tabulating.

In numbering the blocks, a separate series is used for each census tract or block numbering area. Thus, the location of each block for which data are presented is determined by referring both to the block number and the census tract or block numbering area. In some cases, a city or other political boundary divides a block. The data shown are for the block represented by the land area as bounded and numbered on the block map.

The block number was assigned to each block on a map suitable for block numbering, prior to the enumeration. In some instances, the map was several years old and did not recognize construction of new streets or disappearance of others. Insofar as possible, the map was corrected for changes that were discovered prior to enumeration. In other cases, it was not feasible to make corrections. Hence the map does not always reflect the blocks as they existed on the ground at the time of the enumeration. For example, a block as shown on the map may have been divided into two blocks. The housing units in the newly subdivided blocks would be assigned the one block number shown on the map even

though two blocks existed at the time of enumeration. On the other hand, two blocks as shown on the map may have been merged into one. In the enumeration, the intent was to identify which housing units were physically located in each of the two former blocks and assign the respective block number to each portion, even though only one block existed at the time of enumeration.

Content of the tables.—In the urbanized area block publication program, table 1 summarizes the statistics for each place of 2,500 inhabitants or more and table 2 contains the statistics for the individual blocks summarized to the tract or block numbering area. In the contract block program, one table provides statistics for individual blocks as well as summaries for each tract or block numbering area and each place or area.

In some instances, the blocked area excludes a part of a tract or excludes the rural portion of an extended city (a city having one or more large portions, usually at the boundary of the city, with relatively low population density). Therefore, the tract and place totals cover only the blocks included in this report.

Block identification, total population, and total year-round housing units are shown for every block containing living quarters. For some blocks, the table shows total population but no housing units because all the people live in group quarters. For other blocks, the table shows housing units but no population because all the units are vacant. Blocks (or tracts) with no year-round housing units and no population are shown on the map but do not appear in the tables.

Symbols.—Percents which round to less than 0.1 are not shown but indicated as zero. A dash “—” repre-

sents zero. Three dots “...” indicate that the data are being withheld to avoid disclosure of information for individual housing units, or that the base for an average, percentage, or ratio is too small for it to be shown. The symbol “#” next to a block number indicates that contract rent was allocated for 20 percent or more of the renter-occupied units. The dagger symbol (†) identifies blocks for which tabulations are not available because of processing errors. If there are any such blocks in the area covered by this report, population and housing unit counts for these blocks are presented on page XII; the summary figures for places and tracts (or block numbering areas) include data for these blocks; i.e., the totals contain the above-mentioned counts as well as imputed data for the various characteristics.

Data collection procedures.—The 1970 census was conducted primarily through self-enumeration. In 1960, self-enumeration was first introduced on a nationwide scale as a substitute for the traditional census direct interview.

A census questionnaire was delivered by postal carriers to every household several days before Census Day, April 1, 1970. This questionnaire contained certain explanatory information and was accompanied by an instruction sheet; in certain areas with comparatively large proportions of Spanish-speaking persons, a Spanish version of the instruction sheet was also enclosed.

In the larger metropolitan areas and some adjacent counties, altogether containing about three-fifths of the population of the United States, the household was requested to fill out and mail back the form on Census Day. Approximately 87 percent of the households did so. The mailed-back forms were reviewed by the census enumerator (or, in some lo-

calities, a census clerk) and if the form was determined to be incomplete or inconsistent, a followup was made. The bulk of these followups were made by telephone, the rest by personal visit. For the households which did not mail back their forms, a followup was also made, in almost all cases by personal visit and in the remainder by telephone. Vacant units were enumerated by personal visit.

For the remaining two-fifths of the population, the household was requested to fill out the form and give it to the enumerator when he called; approximately 80 percent did so. Incomplete and unfilled forms were completed by interview during the enumerator's visit.

Three types of questionnaires were used throughout the country: 80 percent of the households answered a form containing a limited number of population and housing questions, and the remainder, split into 15-percent and 5-percent samples, answered forms which contained these questions as well as a number of additional questions.

The subjects covered in this report are those which were collected on a 100-percent basis. That is, the questions for these subjects appeared on all three questionnaires, the 80-percent, 15-percent, and 5-percent forms.

Processing procedures.—The 1970 census questionnaires were specially designed to be processed by FOSDIC (Film Optical Sensing Device for Input to Computers). Respondents and enumerators (and for some few items, census clerks) marked the answers in pre-designated positions which could be "read" by FOSDIC, from a microfilm copy of the questionnaire, onto computer magnetic tape.

The tape containing the information from the questionnaires was processed on the Census Bureau's

computers through a number of editing and tabulation steps. One of the end results of this operation was a computer tape from which the tables in this report were prepared on a cathode-ray-tube phototypesetting machine at the Government Printing Office. Another end result was the summary tape which is available for purchase, as described in the "Publication and Computer Summary Tape Program" statement at the end of this report.

DEFINITIONS AND EXPLANATIONS OF SUBJECT CHARACTERISTICS

Self-enumeration and census questionnaire.—As stated in the introductory text of this report, the 1970 census was conducted primarily through self-enumeration. The response, therefore, was based principally on the questionnaire and its accompanying instruction sheet. Furthermore, census takers were instructed to read the questions directly from the questionnaire in their telephone and personal visit interviews. The questionnaire page containing the housing questions asked on a 100-percent basis and the page of the respondent instruction sheet which relates to these questions are reproduced on pages X and XI, respectively. The definitions and explanations given below for each subject are, to a considerable extent, drawn from various technical and procedural materials used in the collection of the data. This material helped the enumerative personnel to understand more fully the intent of each question and thus to resolve problems or unusual cases. Also included is certain explanatory information to assist the user in the proper utilization of the statistics.

Comparability with 1960 data.—Although the 1970 data are generally comparable with the data collected

in 1960, certain changes have been introduced. The 1960 inquiry regarding owner occupancy has been subdivided to show a separate category for cooperatives and condominiums in 1970. The 1960 question on cooking equipment was broadened to cover "complete kitchen facilities" in 1970; i.e., an installed sink with piped water, a range or cookstove, and a mechanical refrigerator. On the other hand, the 1960 question on "condition of housing unit" (i.e., sound, deteriorating, or dilapidated) was eliminated because of serious problems with response reliability.

There have also been changes in the scope of some of the tabulations. Data on characteristics of housing units are limited in 1970 to year-round units because of the difficulty of obtaining reliable information for vacant units held for migratory labor or for seasonal occupancy. Moreover, the total counts of housing units given in this report for each block, tract or block numbering area, and place or area are limited to year-round housing units. (Counts of the total housing inventory, including vacant units held for migratory labor and seasonal occupancy, are given for census tracts in series PHC(1), and for States, cities, and counties in series HC(1)-A and HC(1)-B.)

The tabulations on value and contract rent refer to slightly different sets of housing units in 1970 than in 1960. Summarized generally, the difference is that the 1970 data exclude units on places of 10 acres or more whereas the 1960 data exclude units on farms; more specific information can be obtained by comparing the rent and value definitions in the present report with those in 1960 Census of Housing Volume I. Separate figures are shown in this report for occupied units with Negro head of household. In 1960, this type of tabulation related to the total of all

household heads other than white; Negro household heads constituted 95 percent of this total in 1960 for the Nation as a whole, but this proportion varied widely among areas.

Total population.—The total population is the count of all persons living in the block including those in group quarters. The population for each block is subdivided into the following groups expressed as percent of the total population: Negro, in group quarters, under 18 years, and 62 years and over.

In accordance with census practice dating back to 1790, each person enumerated in the 1970 census was counted as an inhabitant of his usual place of residence, which is generally construed to mean the place where he lives and sleeps most of the time. This place is not necessarily the same as his legal residence, voting residence, or domicile. In the vast majority of cases, however, the use of these different bases of classification would produce substantially the same statistics, although there may be appreciable differences for a few areas.

Implementation of this practice has resulted in the establishing of residence rules for certain categories of persons whose usual place of residence is not immediately clear. Furthermore, this practice means that persons were not always counted as residents of the place where they happened to be found by the census enumerators. Persons without a usual place of residence were, however, counted where they were enumerated. Detailed information on residence rules is given in the 1970 Census of Population PC(1)-A reports.

Housing units and group quarters.—All living quarters are classified in the census as either housing units or group quarters. Usually, living quarters are in structures intended for

residential use (e.g., a one-family home, apartment house, hotel or motel, boarding house, mobile home or trailer, etc.). Living quarters may also be in structures intended for nonresidential use (e.g., the rooms in a warehouse where a watchman lives), as well as in tents, caves, old railroad cars, etc.

A housing unit is a house, an apartment, a group of rooms, or a single room occupied or intended for occupancy as separate living quarters. Separate living quarters are those in which the occupants do not live and eat with any other persons in the structure and which have either (1) direct access from the outside of the building or through a common hall or (2) complete kitchen facilities for the exclusive use of the occupants. The occupants may be a single family, one person living alone, two or more families living together, or any other group of related or nonrelated persons who share living arrangements (except as described in the next paragraph on group quarters). Both occupied and vacant housing units are included in the housing inventory, except that mobile homes, trailers, tents, etc. are included only if they are occupied.

Group quarters are living arrangements for institutional inmates or for other groups containing five or more persons not related to the person in charge. Group quarters are located most frequently in institutions, boarding houses, military barracks, college dormitories, fraternity and sorority houses, hospitals, monasteries, convents, and ships. A house or apartment is considered group quarters if it is shared by the person in charge and five or more persons unrelated to him, or if there is no person in charge, by six or more unrelated persons. Information on the housing characteristics of group quarters is not collected in the census.

Year-round housing units.—Data on housing characteristics in the 1970 census reports are limited to year-round housing units; i.e., all occupied units plus vacant units intended for year-round use. Vacant units intended for seasonal occupancy and vacant units held for migratory labor are excluded because it is difficult to obtain reliable information for them. In this report, the housing unit counts are also limited to year-round units. Counts of the total housing inventory, however, are given for census tracts in series PHC(1), and for States, cities, and counties in series HC(1)-A and HC(1)-B.

Occupied housing units.—A housing unit is classified as occupied if a person or group of persons is living in it at the time of enumeration or if the occupants are only temporarily absent, for example, on vacation. However, if the persons staying in the unit have their usual place of residence elsewhere, the unit is classified as vacant.

A count of vacant year-round units may be derived by subtracting the sum of owner- and renter-occupied from the total number of year-round units. The count of vacant year-round units thus obtained includes units for sale or rent, units sold or rented but not yet occupied by the new owner or renter, units held for the occasional use of the owner, and units held off the market for other reasons.

Race.—The classification by race shown for occupied housing units refers to the race of the head of the household occupying the unit. Units with Negro heads of household are shown separately as percentages of owner- and renter-occupied housing units. The concept of race as used by the Census Bureau does not denote clear-cut scientific definition of biological stock. Rather, the data repre-

sent essentially self-classification by people according to the race with which they identify themselves.

Tenure.—A housing unit is "owner occupied" if the owner or co-owner lives in the unit, even if it is mortgaged or not fully paid for. A cooperative or condominium unit is "owner occupied" only if the owner or co-owner lives in it. All other occupied units are classified as "renter occupied" including units rented for cash rent and those occupied without payment of cash rent.

Plumbing facilities.—The category "with all plumbing facilities" consists of units which have hot and cold piped water inside the structure as well as a flush toilet and a bathtub or shower inside the structure for exclusive use of the occupants of the unit. "Lacking some or all plumbing facilities" means that the unit does not have all three specified plumbing facilities (hot and cold piped water, as well as flush toilet and bathtub or shower inside the structure), or that the toilet or bathing facilities are also for the use of the occupants of other housing units.

Units in structure.—Statistics on the number of housing units in a structure are presented in terms of the number of units in one-unit structures and in structures of 10 or more units. The data on units in 10-or-more-unit structures, however, are based on responses to the inquiry on number of units at the building address (item A on facsimile of questionnaire), and therefore, may be understated in blocks containing structures with two or more addresses.

Persons per room.—"Persons per room" is computed by dividing the number of persons in the unit by the number of rooms in the unit. The

category "1.01 or more persons per room" indicates an average of more than one person to a room. The figures are shown separately for all occupied units and for occupied units with all plumbing facilities.

Average number of rooms.—Rooms to be counted include whole rooms used for living purposes, such as living rooms, dining rooms, kitchens, bedrooms, finished recreation rooms, family rooms, etc. Not counted as rooms are bathrooms, porches, balconies, foyers, halls, half-rooms, kitchenettes, strip or pullman kitchens, utility rooms, unfinished attics, basements, or other space used for storage.

The average number of rooms (arithmetic mean) was computed by dividing the sum of the rooms for each tenure group by the number of owner- or renter-occupied units, respectively. The questionnaire contained a terminal category of "9 rooms or more." For purposes of the computation, the terminal category was given a mean value of 10. As a result, 10 rooms is the arbitrary maximum average which could be obtained for any block.

Average value.—Value is the respondent's estimate of how much the property (house and lot) would sell for if it were for sale. Value data are limited to owner occupied one-family houses on less than 10 acres, without a commercial establishment or medical office on the property. Cooperatives, condominiums, mobile homes, and trailers are excluded from the value tabulations.

The average value (arithmetic mean) was computed by dividing the sum of the values by the number of owner-occupied units for which value is shown. Value was reported in class intervals, the lowest and highest intervals being "Less than \$5,000" and "\$50,000 or more," respectively.

For purposes of the computation, the midpoints of the intervals were used except that a mean of \$3,500 was assigned for values less than \$5,000 and a mean of \$60,000 was assigned for values of \$50,000 or more. As a result, \$3,500 is the arbitrary minimum and \$60,000 is the arbitrary maximum average which could be obtained for any block. Average value is rounded to the nearest hundred dollars.

Average contract rent.—Contract rent is the monthly rent agreed to, or contracted for, regardless of any furnishings, utilities, or services that may be included. Contract rent data exclude one-family homes on a place of ten acres or more. The average contract rent (arithmetic mean) was computed by dividing the sum of the rental amounts by the number of renter-occupied units for which cash rent was paid; units for which no cash rent was paid were excluded from the computation. Contract rent was reported in class intervals, the lowest and highest intervals being "less than \$30" and "\$300 or more," respectively. For purposes of the computation, the midpoints of the intervals were used except that a mean of \$25 was assigned for rents less than \$30 and a mean of \$350 was assigned for rents of \$300 or more. As a result, \$25 is the arbitrary minimum and \$350 the arbitrary maximum average which could be obtained for any block. Average contract rent is rounded to the nearest dollar.

One-person households.—The data in this column refer to the number of housing units occupied by only one person.

With female head of family.—Housing units are occupied by either "families" or "primary individuals." The term "family" refers to the head of

the household and all (one or more) other persons in the household related to the head by blood, marriage, or adoption. If nobody in the household is related to the head, then the unit is not occupied by a family but by a "primary individual."

A housing unit occupied by a "family" may or may not contain persons unrelated to the head of the family, such as roomers, boarders, servants, etc.

The category "female head of family" comprises all housing units occupied by families with female heads regardless of their marital status. Included are female heads of families with no spouse and female heads of families whose husbands are living away from their families, as for example, husbands in the Armed Forces living on military reservations.

With roomers, boarders, or lodgers.—

This column refers to the number of housing units containing one or more roomers, boarders, or lodgers. Not included as "roomers, boarders, or lodgers" are foster children or wards, servants who live in, companions, and partners.

ACCURACY OF THE DATA

Editing.—Human and mechanical errors occur in any mass statistical operation such as a decennial census. Errors during the data collection phase can include failure to obtain required information from respondents, obtaining incorrect or inconsistent information, and recording information in the wrong place or incorrectly. Errors can also occur during the field review of the enumerator's work, the clerical handling of the questionnaires, and the various stages of the electronic processing of the material. Careful efforts are made in every census to keep the

errors in each step at an acceptably low level. Quality control and check measures are utilized throughout the census operation. As was done for the 1950 and 1960 censuses, evaluative material on many aspects of the 1970 census will be published as soon as the appropriate data are accumulated and analyzed. A major concern in the evaluation work is to ascertain, insofar as possible, the degree of completeness of the count of both population and housing units.

The objective of the processing operation is to produce a set of statistics that describes the Nation's housing as accurately and clearly as possible. To meet this objective, certain unacceptable entries were edited.

Whenever information was missing, an allocation procedure was used to assign an entry, thereby eliminating the need for a "not reported" category in the tabulations. The assignment was based on related information reported for the housing unit or on information reported for a similar unit in the immediate neighborhood. For example, if tenure for an occupied unit was omitted but a rental amount was reported, the computer automatically edited tenure to "rented for cash rent." On the other hand, if the unit was reported as rented but the amount of rent was missing, the computer automatically assigned the rent that was reported for the preceding renter-occupied unit.

A similar procedure was used when the information reported for an item was inconsistent with other information reported for the unit. For example, if a housing unit was enumerated as having no piped water but having both a bathtub (or shower) and flush toilet for the exclusive use of the occupants of the unit, the computer edited water supply to "hot and cold water," a category considered to be consistent with the reported bathing and toilet facilities.

Specific tolerances were established for the number of computer allocations that would be permitted. If the number of corrections was beyond tolerance, the questionnaires in which the errors occurred were clerically reviewed. If it was found that the errors resulted from damaged questionnaires, improper microfilming, faulty reading by FOSDIC of undamaged questionnaires, or other types of machine failure, the questionnaires were reprocessed.

Block number check.—Through a detailed edit accomplished largely on the electronic computer, most of the errors in reporting block numbers were corrected. A control tape was created, listing the block numbers shown on the map for each enumeration district and each census tract. In certain large metropolitan areas, the control tape also contained the serial numbers assigned to each housing unit in the block. For each questionnaire, the computer compared the serial number and/or the block number, the enumeration district, and the census tract to the control tape. When an inconsistency was detected or when the block number on the questionnaire was blank, the computer changed the block number or assigned a number that was consistent with the control tape.

Specific tolerances were established for the number of block number changes and reassignments that would be permitted for each enumeration district. If the number was beyond tolerance, a clerical review was performed. In the clerical review, the enumerator's records were examined for comments and explanations, the addresses of the housing units involved were checked with the map, and block numbers were assigned as appropriate. Clerical review was required also when the control tape contained block numbers which were not reported by the enumerator.

FACSIMILE OF QUESTIONNAIRE PAGE SHOWING 100-PERCENT HOUSING QUESTIONS

<p>A. How many living quarters, occupied and vacant, are at this address?</p> <p>One <input type="checkbox"/></p> <p>2 apartments or living quarters <input type="checkbox"/></p> <p>3 apartments or living quarters <input checked="" type="checkbox"/></p> <p>4 apartments or living quarters <input type="checkbox"/></p> <p>5 apartments or living quarters <input type="checkbox"/></p> <p>6 apartments or living quarters <input type="checkbox"/></p> <p>7 apartments or living quarters <input type="checkbox"/></p> <p>8 apartments or living quarters <input type="checkbox"/></p> <p>9 apartments or living quarters <input type="checkbox"/></p> <p>10 or more apartments or living quarters <input type="checkbox"/></p> <p>This is a mobile home or trailer <input type="checkbox"/></p>	<p>H9. Are your living quarters—</p> <p>Owned or being bought by you or by someone else in this household? <i>Do not include cooperatives and condominiums here.</i></p> <p>A cooperative or condominium which is owned or being bought by you or by someone else in this household?</p> <p><input type="checkbox"/> Rented for cash rent?</p> <p><input type="checkbox"/> Occupied without payment of cash rent?</p>	<p>FOR CENSUS ENUMERATOR'S USE ONLY</p> <table border="1" style="width:100%; border-collapse: collapse;"> <thead> <tr> <th style="width:50%;">a4. Block number</th> <th style="width:50%;">a5. Serial number</th> </tr> </thead> <tbody> <tr><td>0 0 0 0</td><td>0 0 0 0</td></tr> <tr><td>1 0 0 0</td><td>1 0 0 0</td></tr> <tr><td>2 0 0 0</td><td>2 0 0 0</td></tr> <tr><td>3 0 0 0</td><td>3 0 0 0</td></tr> <tr><td>4 0 0 0</td><td>4 0 0 0</td></tr> <tr><td>5 0 0 0</td><td>5 0 0 0</td></tr> <tr><td>6 0 0 0</td><td>6 0 0 0</td></tr> <tr><td>7 0 0 0</td><td>7 0 0 0</td></tr> <tr><td>8 0 0 0</td><td>8 0 0 0</td></tr> <tr><td>9 0 0 0</td><td>9 0 0 0</td></tr> </tbody> </table>	a4. Block number	a5. Serial number	0 0 0 0	0 0 0 0	1 0 0 0	1 0 0 0	2 0 0 0	2 0 0 0	3 0 0 0	3 0 0 0	4 0 0 0	4 0 0 0	5 0 0 0	5 0 0 0	6 0 0 0	6 0 0 0	7 0 0 0	7 0 0 0	8 0 0 0	8 0 0 0	9 0 0 0	9 0 0 0
a4. Block number	a5. Serial number																							
0 0 0 0	0 0 0 0																							
1 0 0 0	1 0 0 0																							
2 0 0 0	2 0 0 0																							
3 0 0 0	3 0 0 0																							
4 0 0 0	4 0 0 0																							
5 0 0 0	5 0 0 0																							
6 0 0 0	6 0 0 0																							
7 0 0 0	7 0 0 0																							
8 0 0 0	8 0 0 0																							
9 0 0 0	9 0 0 0																							
<p>Answer these questions for your living quarters</p> <p>H1. Is there a telephone on which people in your living quarters can be called?</p> <p>Yes — What is the number? _____</p> <p>No _____</p> <p style="text-align: right;"><i>Phone number</i></p>	<p>H10a. Is this building a one-family house?</p> <p><input type="checkbox"/> Yes, a one-family house</p> <p><input type="checkbox"/> No, a building for 2 or more families or a mobile home or trailer</p>	<p>B. Type of unit or quarters</p> <p>Occupied</p> <p><input type="checkbox"/> First form</p> <p><input type="checkbox"/> Continuation</p> <p>Vacant</p> <p><input type="checkbox"/> Regular</p> <p><input type="checkbox"/> Usual residence elsewhere</p> <p>Group quarters</p> <p><input type="checkbox"/> First form</p> <p><input type="checkbox"/> Continuation</p> <p><i>For a vacant unit, also fill C, D, A, H2 to H8, and H10 to H12</i></p>																						
<p>H2. Do you enter your living quarters—</p> <p>Directly from the outside or through a common or public hall? <input type="checkbox"/></p> <p>Through someone else's living quarters? <input type="checkbox"/></p>	<p>H11. If you live in a one-family house which you own or are buying—</p> <p>What is the value of this property; that is, how much do you think this property (house and lot) would sell for if it were for sale?</p> <p><input type="checkbox"/> Less than \$5,000</p> <p><input type="checkbox"/> \$5,000 to \$7,499</p> <p><input type="checkbox"/> \$7,500 to \$9,999</p> <p><input type="checkbox"/> \$10,000 to \$12,499</p> <p><input type="checkbox"/> \$12,500 to \$14,999</p> <p><input type="checkbox"/> \$15,000 to \$17,499</p> <p><input type="checkbox"/> \$17,500 to \$19,999</p> <p><input type="checkbox"/> \$20,000 to \$24,999</p> <p><input type="checkbox"/> \$25,000 to \$34,999</p> <p><input type="checkbox"/> \$35,000 to \$49,999</p> <p><input type="checkbox"/> \$50,000 or more</p> <div style="border: 1px solid black; padding: 5px; width: fit-content; margin-top: 5px;"> <p><i>If this house is on a place of 10 acres or more, or if any part of this property is used as a commercial establishment or medical office, do not answer this question.</i></p> </div>	<p>C. Vacancy status Year round—</p> <p><input type="checkbox"/> For rent</p> <p><input type="checkbox"/> For sale only</p> <p><input type="checkbox"/> Rented or sold, not occupied</p> <p><input type="checkbox"/> Held for occasional use</p> <p><input type="checkbox"/> Other vacant</p> <p><input type="checkbox"/> Seasonal</p> <p><input type="checkbox"/> Migratory</p>																						
<p>H3. Do you have complete kitchen facilities?</p> <p><i>Complete kitchen facilities are a sink with piped water, a range or cook stove, and a refrigerator.</i></p> <p>Yes, for this household only <input type="checkbox"/></p> <p>Yes, but also used by another household <input type="checkbox"/></p> <p>No complete kitchen facilities for this household <input type="checkbox"/></p>	<p>H12. Answer this question if you pay rent for your living quarters.</p> <p>a. If rent is paid by the month—</p> <p>What is the monthly rent?</p> <p>Write amount here → \$ _____ .00 (Nearest dollar)</p> <p>and</p> <p>Fill one circle</p> <p><input type="checkbox"/> Less than \$30</p> <p><input type="checkbox"/> \$30 to \$39</p> <p><input type="checkbox"/> \$40 to \$49</p> <p><input type="checkbox"/> \$50 to \$59</p> <p><input type="checkbox"/> \$60 to \$69</p> <p><input type="checkbox"/> \$70 to \$79</p> <p><input type="checkbox"/> \$80 to \$89</p> <p><input type="checkbox"/> \$90 to \$99</p> <p><input type="checkbox"/> \$100 to \$119</p> <p><input type="checkbox"/> \$120 to \$149</p> <p><input type="checkbox"/> \$150 to \$199</p> <p><input type="checkbox"/> \$200 to \$249</p> <p><input type="checkbox"/> \$250 to \$299</p> <p><input type="checkbox"/> \$300 or more</p>	<p>D. Months vacant</p> <p><input type="checkbox"/> Less than 1 month</p> <p><input type="checkbox"/> 1 up to 2 months</p> <p><input type="checkbox"/> 2 up to 6 months</p> <p><input type="checkbox"/> 6 up to 12 months</p> <p><input type="checkbox"/> 1 year up to 2 years</p> <p><input type="checkbox"/> 2 years or more</p>																						
<p>H4. How many rooms do you have in your living quarters?</p> <p><i>Do not count bathrooms, porches, balconies, foyers, halls, or half rooms.</i></p> <table style="width:100%;"> <tr><td>1 room <input type="checkbox"/></td><td>6 rooms <input type="checkbox"/></td></tr> <tr><td>2 rooms <input type="checkbox"/></td><td>7 rooms <input type="checkbox"/></td></tr> <tr><td>3 rooms <input checked="" type="checkbox"/></td><td>8 rooms <input type="checkbox"/></td></tr> <tr><td>4 rooms <input type="checkbox"/></td><td>9 rooms or more <input type="checkbox"/></td></tr> <tr><td>5 rooms <input type="checkbox"/></td><td></td></tr> </table>	1 room <input type="checkbox"/>	6 rooms <input type="checkbox"/>	2 rooms <input type="checkbox"/>	7 rooms <input type="checkbox"/>	3 rooms <input checked="" type="checkbox"/>	8 rooms <input type="checkbox"/>	4 rooms <input type="checkbox"/>	9 rooms or more <input type="checkbox"/>	5 rooms <input type="checkbox"/>		<p>b. If rent is not paid by the month—</p> <p>What is the rent, and what period of time does it cover?</p> <p>\$ _____ .00 per _____</p> <p style="text-align: center;"><i>(Nearest dollar) (Week, half-month, year, etc.)</i></p>	<p>C/O <input type="checkbox"/> <input type="checkbox"/></p>												
1 room <input type="checkbox"/>	6 rooms <input type="checkbox"/>																							
2 rooms <input type="checkbox"/>	7 rooms <input type="checkbox"/>																							
3 rooms <input checked="" type="checkbox"/>	8 rooms <input type="checkbox"/>																							
4 rooms <input type="checkbox"/>	9 rooms or more <input type="checkbox"/>																							
5 rooms <input type="checkbox"/>																								
<p>H5. Is there hot and cold piped water in this building?</p> <p>Yes, hot and cold piped water in this building <input type="checkbox"/></p> <p>No, only cold piped water in this building <input type="checkbox"/></p> <p>No piped water in this building <input type="checkbox"/></p>																								
<p>H6. Do you have a flush toilet?</p> <p>Yes, for this household only <input type="checkbox"/></p> <p>Yes, but also used by another household <input type="checkbox"/></p> <p>No flush toilet <input type="checkbox"/></p>																								
<p>H7. Do you have a bathtub or shower?</p> <p>Yes, for this household only <input type="checkbox"/></p> <p>Yes, but also used by another household <input type="checkbox"/></p> <p>No bathtub or shower <input type="checkbox"/></p>																								
<p>H8. Is there a basement in this building?</p> <p>Yes <input type="checkbox"/></p> <p>No, built on a concrete slab <input type="checkbox"/></p> <p>No, built in another way (includes mobile homes, and trailers) <input type="checkbox"/></p>																								

FACSIMILE OF RESPONDENT
INSTRUCTIONS FOR THE 100-PERCENT
HOUSING QUESTIONS

- A. Mark only one circle. This address means the house or building number where your living quarters are located.
- H1. Mark **Yes** and enter telephone number, even if the telephone is in another apartment or building.
- H2. Mark the second circle only if you **must** go through someone else's living quarters to get to your own.
- H3. The kitchen sink, stove, and refrigerator do **not** have to be in the same room.
Also used by another household means that someone else who lives in the same building, but is not a member of your household, also uses the equipment. Mark this circle also if the occupants of living quarters now vacant would also use the equipment.
- H4. Count only whole rooms used for living purposes, such as living rooms, dining rooms, kitchens, bedrooms, finished recreation rooms, family rooms, etc. Do **not** count kitchenettes, strip or pullman kitchens; utility rooms; or unfinished attics, basements, or other space used for storage.
- H5. Mark **hot water** even if you have it only part of the time.
- H6, H7. See instructions for H3 for meaning of **Also used by another household**.
- H8. A house has a **basement** if there is enclosed space in which persons can walk upright under all or part of the building. A house on a **concrete slab** has no basement and no air or crawl space below it. A house built in **another way** is one directly on the ground or resting on a foundation or posts to provide crawl space.
- H9. **Owned or being bought** means that the living quarters are owned outright or are mortgaged. Also mark **Owned or being bought** if the living quarters are owned but the land is rented.
Mark **Rented for cash rent** if any money rent is paid. Rent may be paid by persons who are not members of your household.
Occupied without payment of cash rent includes, for example, a parsonage, a house or apartment provided free of rent by the owner, or a house or apartment occupied by a janitor or caretaker in exchange for services.
- H10. A **commercial establishment** is easily recognized from the outside; for example, a grocery store or barber shop. A **medical office** is a doctor's or dentist's office regularly visited by patients. If your house is on a place of 10 acres or more **and** also contains a commercial establishment or medical office, mark **Yes, 10 acres or more**.
- H11. Include the value of the house, the land it is on, and any other structures on the same property. If the house is owned but the land is rented, estimate the combined value of the house **and** the land.
- H12. Report the rent agreed to or contracted for, even if the furnishings, utilities, or services are included.
a. If you pay rent by the month, write in the amount of rent and fill one circle.
b. If rent is **not** paid by the month, answer both parts of **b**. For example, \$20 per week, \$1,500 per year, etc.
- H13. If exact costs are not known, estimate as closely as possible. Report amounts even if bills are unpaid or are paid by someone else. If the bills include utilities or fuel used also by another apartment or a business establishment, estimate the amounts for your own living quarters. If gas and electricity are billed together, enter the combined amount on the electricity line and bracket ({) the two utilities.

CORRECTION NOTE

(The revisions described below are not reflected in the tables of this report.)

The following figures refer to blocks in Kane County for which tabulations are not available (see explanation of dagger symbol (†) on page V of text):

<u>Block</u>	<u>Population</u>	<u>Year-round housing units</u>
Tract 8526 Block 413.....	65	20
Block 414.....	12	3
Tract 8544 Block 101.....	10	6
Block 102.....	34	8
Block 103.....	30	10
Block 104.....	11	5
Block 108.....	39	12
Block 109.....	49	9
Block 110.....	4	1
Block 113.....	77	18
Block 114.....	77	13
Block 115.....	28	8
Block 116.....	55	28
Block 117.....	37	10
Block 121.....	28	12
Block 123.....	50	12
Block 201.....	83	22
Block 203.....	80	17
Block 204.....	64	13
Block 205.....	56	15
Block 206.....	64	17
Block 207.....	102	15
Block 208.....	57	15
Block 209.....	47	15
Block 210.....	50	13
Block 211.....	64	15
Block 212.....	66	14
Block 213.....	87	16
Block 214.....	75	14
Block 215.....	53	14
Block 216.....	54	15
Block 217.....	87	23
Block 218.....	33	9
Block 219.....	17	6
Block 221.....	267	105
Block 305.....	47	14
Block 306.....	65	24
Block 307.....	49	17
Block 308.....	55	18
Block 309.....	48	21

In Kane County tract 8544, the corrected population and year-round housing unit counts for specified blocks are: block 303--1280 and 36 and block 304--348 and 93.

Table 1. Characteristics of Housing Units and Population, for Places of 2,500 Inhabitants or More: 1970

(Data exclude vacant seasonal and vacant migratory housing units. For minimum base for derived figures (percent, average, etc.) and meaning of symbols, see text.)

Places	Percent of total population				Year-round housing units				Occupied housing units				One-person households	With female head of family	With room-boarders or lodgers									
	Total population	In group quarters	Under 18 years	62 years and over	Lacking some or all plumbing facilities		Units in—		Owner		Renter					1.01 or more persons per room								
					Total	Some or all plumbing facilities	One unit structures	10 or more units	Total	Lacking some or all plumbing facilities	Average number of rooms	Average value (dollars)				Percent Negro	Total	Lacking some or all plumbing facilities	Average number of rooms	Average tract rent (dollars)	Percent Negro	Total	With all plumbing facilities	
Aurora	74182	7	2	35	12	24237	995	15018	1820	14111	181	5.8	21300	4	9223	732	4.0	121	7	1873	1783	4292	1704	492
Bellelevue	8994	5	-	36	12	2846	36	2151	44	2035	15	5.9	22700	3	746	15	4.4	119	8	188	186	424	211	64
Carpentersville	24059	-	1	38	13	5904	30	5139	553	4779	17	5.6	20000	-	995	13	4.2	150	8	902	899	301	300	61
East Dundee	2920	5	7	35	16	922	13	715	86	640	8	6.1	25900	-	247	3	4.3	138	-	45	45	111	41	6
Elgin	55491	5	7	30	14	18433	498	10549	861	10530	100	5.6	22900	2	7351	351	4.0	127	5	1009	976	3543	1354	412
Geneva	20115	2	5	35	14	2923	65	2263	45	2089	11	6.0	31400	-	766	51	4.3	138	1	103	100	472	182	49
Montgomery	2278	4	3	38	7	1031	22	720	133	656	6	5.6	24600	-	343	14	4.0	125	11	76	75	128	82	7
North Aurora	4633	-	3	40	6	1360	28	1042	38	929	6	5.8	24500	-	421	15	4.4	147	2	102	100	119	54	24
St. Charles	12958	1	1	36	11	4116	90	2909	207	2695	16	5.9	27700	-	1332	72	4.0	133	2	237	228	661	280	67
South Elgin	4289	1	-	42	7	1236	19	1077	1	933	10	5.4	21500	1	263	9	4.3	123	2	125	124	96	57	13
West Dundee	3295	-	4	34	13	1101	20	690	64	672	5	6.3	24300	-	343	14	4.3	152	-	26	26	158	64	27

Table 2. Characteristics of Housing Units and Population, by Blocks: 1970

Cook County, Ill.

[Data exclude vacant seasonal and vacant migratory housing units. For minimum base for derived figures (percent, average, etc.) and meaning of symbols, see text]

Blocks Within Census Tracts	Percent of total population				Year-round housing units				Occupied housing units															
	Total population	Negro	In group quarters	Under 18 years and over	Total	Lack-ing some or all plumbing facilities	Units in--		Owner				Renter				1.01 or more persons per room		One-person house-holds	With female head of family	With room-ers, board-ers, or lodg-ers			
							One-unit struc-tures	Struc-tures of 10 or more units	Total	Lack-ing some or all plumbing facilities	Average num-ber of rooms	Average value (dol-lars)	Per-cent Negro	Total	Lack-ing some or all plumbing facilities	Average num-ber of rooms	Average con-tract rent (dol-lars)	Per-cent Negro				Total	With all plumbing facilities	
																								Per-cent Negro
8044	6166	2	1	36	8	1958	20	1278	63	1358	11	5.4	26900	-	538	8	4.2	150	5	115	113	217	120	22
101	115	-	-	44	4	28	-	28	-	28	-	6.4	28900	-	-	-	-	-	-	4	4	-	1	-
102	119	-	-	44	8	28	-	28	-	27	-	5.8	27400	-	1	-	-	-	-	4	-	5	1	-
103	29	-	-	31	14	12	-	12	-	10	-	5.8	21100	-	2	-	-	-	-	4	4	6	-	-
104	93	-	-	32	16	32	-	30	-	28	-	5.0	17800	-	4	-	-	-	-	4	1	1	1	-
105	40	-	-	30	10	12	-	10	-	8	-	4.9	18600	-	4	-	-	-	-	5	4	5	5	-
106	168	-	-	35	8	54	2	54	2	49	2	5.1	22300	-	4	-	-	-	-	2	2	2	1	-
107	74	-	-	45	1	19	-	19	-	18	-	5.4	25800	-	1	-	-	-	-	2	2	1	-	-
108	102	-	-	52	-	21	-	21	-	23	-	6.3	29100	-	1	-	-	-	-	2	2	1	-	-
109	66	-	-	42	2	17	-	17	-	16	-	6.4	34500	-	-	-	-	-	-	1	1	-	-	-
110	69	-	-	33	4	22	-	22	-	20	-	5.4	27100	-	2	-	-	-	-	-	-	1	3	-
111	65	-	-	39	8	21	-	21	-	20	-	5.5	28000	-	1	-	-	-	-	-	-	1	2	1
112	62	-	-	34	13	20	-	20	-	18	-	5.3	22900	-	2	-	-	-	-	-	-	1	2	-
113	71	-	-	27	9	23	-	23	-	22	-	5.4	25300	-	1	-	-	-	-	-	1	2	-	-
114	77	-	-	40	7	22	-	22	-	22	-	5.2	22600	-	-	-	-	-	-	-	2	2	-	-
115	68	-	-	35	7	20	-	20	-	20	-	5.3	25900	-	-	-	-	-	-	2	2	-	-	-
116	10	-	-	50	10	2	-	-	-	-	-	-	-	-	-	-	-	-	-	-	-	-	-	-
117	4	-	-	-	-	2	-	-	-	-	-	-	-	-	-	-	-	-	-	-	-	-	-	-
201	8	-	-	38	-	3	-	-	-	-	-	-	-	-	-	-	-	-	-	-	-	-	-	-
202	50	-	-	28	14	16	-	16	-	15	-	5.3	23100	-	1	-	-	-	-	1	1	2	1	-
203	191	-	-	50	3	43	1	43	-	41	1	6.2	31600	-	2	-	-	-	-	3	3	1	1	-
204	177	-	-	46	5	45	-	45	-	45	-	5.8	30100	-	-	-	-	-	-	2	2	1	2	1
205	90	-	-	43	9	24	1	24	-	24	1	5.9	26400	-	-	-	-	-	-	2	2	1	2	-
206	138	-	-	41	8	37	-	37	-	36	-	6.2	30000	-	-	-	-	-	-	2	2	-	2	-
207	189	-	-	15	14	96	-	3	19	1	-	-	-	94	-	3.6	158	-	-	-	-	25	7	-
208	2	-	-	-	-	1	-	-	-	-	-	-	-	-	-	-	-	-	-	1	1	-	-	1
211	58	-	-	43	5	15	-	15	-	14	-	6.6	41300	-	1	-	-	-	-	1	1	1	-	-
212	34	-	-	21	6	14	-	13	-	12	-	5.7	33200	-	1	-	-	-	-	-	-	5	3	1
213	25	-	-	32	20	7	-	5	-	4	-	-	-	7	-	3.1	116	-	-	-	-	5	3	-
215	13	-	-	-	69	7	1	7	-	5	1	5.4	-	2	-	-	-	-	-	-	-	-	-	-
216	19	63	-	26	21	8	-	3	-	1	-	-	-	6	-	4.3	-	33	-	-	2	1	1	1
217	225	-	-	46	2	58	-	26	1	26	-	6.6	35800	-	31	-	4.5	202	-	5	5	2	5	-
218	13	-	-	54	8	3	-	-	-	-	-	-	-	2	-	-	-	-	-	-	6	1	-	-
219	36	-	-	14	25	20	-	2	-	17	-	3.8	-	2	-	-	-	-	-	-	-	-	-	-
302	2	-	-	-	-	1	-	-	-	-	-	-	-	-	-	-	-	-	-	-	-	-	-	-
303	14	-	-	36	14	4	-	9	-	7	-	-	-	2	-	-	-	-	-	1	1	-	-	1
304	42	-	-	48	10	9	-	10	-	8	-	6.3	18400	-	2	-	-	-	-	-	1	1	1	-
305	34	-	-	29	15	12	-	10	-	8	-	6.1	15900	-	4	-	-	-	-	-	-	3	1	-
306	53	-	-	19	36	22	1	22	-	20	1	5.1	19800	-	2	-	-	-	-	-	-	4	1	-
307	50	-	-	18	20	18	-	16	-	14	-	4.9	18900	-	4	-	-	-	-	1	1	1	1	-
308	28	-	-	32	11	9	-	9	-	9	-	5.4	21800	-	-	-	-	-	-	-	1	1	1	-
309	72	-	-	24	7	22	1	20	-	19	-	4.9	18200	-	3	-	-	-	-	1	1	2	-	-
310	11	-	-	9	36	4	-	-	-	-	-	-	-	2	-	-	-	-	-	1	1	1	6	-
311	57	-	-	35	19	16	-	16	-	14	-	5.4	20700	-	2	-	-	-	-	1	1	1	6	-
312	33	-	-	12	27	13	-	13	-	12	-	5.0	17200	-	1	-	-	-	-	1	1	2	-	-
313	184	-	-	27	13	64	-	61	-	61	-	4.9	20500	-	1	-	-	-	-	1	1	1	7	1
315	53	4	-	34	6	14	-	9	-	10	-	5.7	18800	10	4	-	-	-	-	1	1	1	1	1
316	20	-	-	30	10	7	-	7	-	6	-	5.2	19400	-	1	-	-	-	-	-	-	-	1	-
317	40	5	-	40	20	12	-	11	-	10	-	5.6	18600	-	2	-	-	-	-	-	-	-	1	-
318	17	-	-	24	18	6	-	6	-	4	-	-	-	2	-	-	-	-	-	-	-	-	-	-
401	26	-	-	31	15	10	-	4	-	3	-	-	-	7	-	3.1	126	-	2	2	3	-	-	-
402	27	-	-	30	19	12	1	10	-	6	-	5.2	22500	-	5	1	2.8	143	-	-	-	4	-	-
403	9	-	-	11	19	5	-	4	-	1	-	-	-	3	-	-	-	-	-	-	-	-	-	-
405	19	-	-	47	-	5	-	5	-	3	-	-	-	2	-	-	-	-	-	-	-	1	-	-
406	87	-	-	29	14	30	4	23	-	19	-	5.4	19500	-	9	3	3.6	121	-	3	3	3	4	2
410	8	-	-	-	63	4	-	-	-	-	-	-	-	-	-	-	-	-	-	-	-	-	-	-
411	30	-	-	30	13	12	-	10	-	6	-	4.7	17300	-	5	-	3.4	108	-	1	1	3	1	-
413	12	-	-	33	25	5	-	4	-	4	-	-	-	-	-	-	-	-	-	-	-	-	-	-
414	8	-	-	13	13	3	-	-	-	-	-	-	-	-	-	-	-	-	-	-	-	-	-	-
415	9	-	-	33	11	2	-	-	-	-	-	-	-	-	-	-	-	-	-	-	-	-	-	-
417	28	-	-	36	14	9	-	9	-	7	-	5.4	19000	-	2	-	-	-	-	-	-	2	-	-
901	77	-	-	43	3	23	-	17	-	7	-	6.0	28000	-	16	-	5.0	123	-	2	2	2	5	-
903	76	3	-	11	12	41	-	12	25	12	-	5.1	29900	-	27	-	2.5	160	4	-	-	12	3	1
904	1065	9	1	36	5	359	5	43	3	227	2	4.1	9500	-	126	3	4.6	146	18	38	37	55	40	5
905	343	2	-	39	5	99	-	63	15	60	-	6.0	32800	-										

Table 2. Characteristics of Housing Units and Population, by Blocks: 1970—Con.

[Data exclude vacant seasonal and vacant migratory housing units. For minimum base for derived figures (percent, average, etc.) and meaning of symbols, see text]

Blocks Within Census Tracts	Percent of total population				Year-round housing units				Occupied housing units															
	Total popu- la- tion	Ne- gro	In group quar- ters	Un- der 18 years and over	Lack- ing some or all plumb- ing facili- ties	Units in —		Owner				Renter				1.01 or more persons per room		With room- ers, board- ers, or ladg- ers						
						Total	Struc- tures of 10 or more units	Lack- ing some or all plumb- ing facili- ties	Aver- age num- ber of rooms	Aver- age value (dol- lars)	Per- cent Negro	Lack- ing some or all plumb- ing facili- ties	Aver- age num- ber of rooms	Aver- age con- tract rent (dol- lars)	Per- cent Negro	Total	With all plumb- ing facili- ties							
																			One- unit struc- tures	Total	Total	Total	Total	Total
B413	461	-	-	43	6	126	1	121	-	110	1	6.9	39600	-	15	-	5.4	182	-	2	2	8	8	1
944	86	-	-	45	4	23	-	21	-	20	-	6.9	40800	-	2	-	-	-	1	-	-
945	48	-	-	52	4	11	1	11	-	10	1	6.9	41800	-	1	-	-	-	-	-	-
946	38	-	-	42	26	11	-	11	-	11	-	6.7	32500	-	-	-	-	-	-	-	-	1	-	-
947	81	-	-	35	4	26	-	24	-	21	-	6.4	38400	-	5	-	5.0	...	-	-	-	3	2	-
949	24	-	-	42	-	7	-	7	-	7	-	8.1	55000	-	-	-	-	-	-	-	-	1	-	-
950	49	-	-	41	10	13	-	13	-	13	-	7.5	51300	-	-	-	-	-	-	-	-	-	1	-
951	130	-	-	46	4	33	-	32	-	26	-	6.7	31400	-	7	-	5.6	158	-	2	2	2	5	1
952	5	-	-	-	-	2	-	-

Table 2. Characteristics of Housing Units and Population, by Blocks: 1970—Con.

Kane County, Ill.

[Data exclude vacant seasonal and vacant migratory housing units. For minimum base for derived figures (percent, average, etc.) and meaning of symbols, see text]

Blocks Within Census Tracts	Percent of total population				Year-round housing units				Occupied housing units																
	Total population	Negro	In group quarters	Under 18 years and over	Total	Locking some or all plumbing facilities	Units in—		Owner				Renter				1.01 or more persons per room		With roomers, boarders, or lodgers						
							One-unit structures	Structures of 10 or more units	Total	Locking some or all plumbing facilities	Average number of rooms	Average value (dollars)	Percent Negro	Total	Locking some or all plumbing facilities	Average number of rooms	Average contract rent (dollars)	Percent Negro		Total	With all plumbing facilities				
																						One-person households	With female head of family		
8501	1913	-	4	39	7	520	14	453	10	370	10	5.8	25000	-	134	4	4.5	135	-	68	67	47	19	9	
101	10	-	-	10	-	3	-	-	-	-	-	-	-	-	-	-	-	-	-	-	27	27	1	3	-
201	428	-	-	49	2	99	-	98	-	89	-	5.2	17900	-	5	-	5.0	-	-	-	4	4	-	-	-
206	74	-	-	50	1	15	-	14	-	14	-	5.4	17900	-	1	-	-	-	-	-	4	4	-	-	-
207	235	-	-	32	12	87	5	46	10	33	1	5.8	18900	-	52	4	3.6	137	-	11	11	22	4	2	
208	31	-	-	23	7	13	1	11	-	11	1	4.9	14600	-	2	-	-	-	-	-	2	1	2	2	2
210	10	-	-	10	20	5	-	5	-	5	-	5.2	16800	-	1	-	-	-	-	-	1	1	-	-	-
211	26	-	-	50	-	7	-	6	-	4	-	-	-	-	1	-	-	-	-	-	1	1	-	-	-
212	14	-	-	29	21	6	-	6	-	4	-	-	-	-	1	-	-	-	-	-	1	1	2	-	
213	39	-	-	21	26	12	-	12	-	10	-	5.9	20800	-	2	-	-	-	-	-	1	1	1	1	-
214	75	-	-	20	19	31	1	22	-	16	1	5.7	15300	-	15	-	4.3	121	-	-	-	9	-	1	-
901#	375	1	22	35	12	79	1	75	-	61	1	6.4	30100	-	16	-	5.4	118	-	7	7	7	2	-	
902	78	-	-	37	1	23	-	23	-	16	-	6.9	38200	-	6	-	5.3	-	-	1	1	-	1	1	-
903	29	-	-	45	10	7	-	7	-	6	-	6.2	25500	-	1	-	-	-	-	1	1	-	-	-	-
904	41	-	-	32	7	12	-	12	-	10	-	6.1	39900	-	2	-	-	-	-	-	1	1	-	-	-
905	41	-	-	44	12	11	-	11	-	10	-	6.3	-	-	1	-	-	-	-	2	2	1	-	-	-
914	196	-	-	44	1	48	-	48	-	47	-	6.3	35600	-	1	-	-	-	-	4	4	-	-	1	1
915	23	-	-	30	17	7	-	5	-	6	-	6.3	-	-	1	-	-	-	-	1	1	-	1	-	-
917	42	-	-	50	-	9	-	9	-	8	-	6.5	39700	-	1	-	-	-	-	1	1	-	-	-	-
919	56	-	-	30	4	20	-	19	-	4	-	-	-	-	15	-	5.0	175	-	1	1	1	-	-	-
920	46	-	-	37	2	14	2	14	-	10	2	5.3	17400	-	2	-	-	-	-	3	3	-	1	-	-
921	4	-	-	-	-	2	-	-	-	-	-	-	-	-	-	-	-	-	-	-	-	-	-	-	-
922	20	-	-	55	10	5	-	4	-	2	-	-	-	-	2	-	-	-	-	-	-	-	-	-	-
929	20	-	-	60	-	5	-	-	-	-	-	-	-	-	5	-	3.4	82	-	2	2	-	2	-	-
8502	13151	-	-	49	2	3092	8	2954	73	2773	5	5.5	19600	-	247	3	4.6	155	-	525	523	75	146	21	
101	398	1	-	51	3	87	-	87	-	81	-	5.5	18700	-	5	-	5.6	185	-	19	19	3	5	1	
102	65	-	-	43	-	16	-	16	-	16	-	5.6	19800	-	-	-	-	-	-	1	1	-	-	-	
103	147	-	-	51	1	32	-	32	-	30	-	5.5	19500	-	2	-	-	-	-	6	6	-	1	-	
104	185	-	-	58	1	34	-	34	-	32	-	5.3	18400	-	2	-	-	-	-	14	14	-	1	-	
105	124	-	-	52	2	24	-	24	-	21	-	5.4	19200	-	3	-	-	-	-	7	7	-	-	-	
106	200	-	-	55	2	39	-	39	-	36	-	5.3	19400	-	1	-	-	-	-	13	13	-	3	-	
107	190	-	-	59	3	37	-	37	-	34	-	5.3	19100	-	3	-	-	-	-	15	15	1	3	-	
108	134	-	-	55	2	28	-	28	-	27	-	5.2	19200	-	1	-	-	-	-	8	8	1	1	-	
109	137	-	-	50	2	31	-	31	-	27	-	5.1	19600	-	4	-	-	-	-	6	6	-	1	-	
110	226	-	-	56	1	51	-	51	-	45	-	5.4	19400	-	3	-	-	-	-	10	10	1	2	-	
111	161	-	-	52	3	39	-	39	-	34	-	5.4	17700	-	3	-	-	-	-	9	9	-	3	-	
112#	180	-	-	57	1	37	-	37	-	30	-	5.9	18000	-	5	-	5.2	159	-	9	9	-	-	-	
113	176	-	-	52	1	38	-	38	-	36	-	5.5	16600	-	5	-	-	-	-	6	6	-	1	-	
114	170	-	-	52	1	34	-	34	-	32	-	5.5	18400	-	2	-	-	-	-	10	10	-	2	-	
115	158	-	-	47	6	38	-	38	-	34	-	5.8	19200	-	3	-	-	-	-	5	5	1	6	1	
116	166	-	-	48	3	39	-	39	-	38	-	5.6	19300	-	1	-	-	-	-	7	7	-	3	1	
117	166	-	-	49	1	40	-	40	-	38	-	5.5	19000	-	1	-	-	-	-	7	7	-	-	2	
118	291	-	-	52	1	65	-	65	-	55	-	5.2	18300	-	9	-	5.3	155	-	13	13	1	2	-	
119	114	-	-	53	-	24	-	24	-	22	-	5.4	17000	-	2	-	-	-	-	4	4	-	1	-	
120	99	-	-	52	1	20	-	20	-	19	-	5.4	17700	-	1	-	-	-	-	4	4	-	1	-	
121	90	-	-	57	-	16	-	16	-	16	-	5.4	17400	-	-	-	-	-	-	8	8	-	-	-	
123	45	-	-	51	-	10	-	10	-	9	-	5.3	18500	-	1	-	-	-	-	2	2	-	1	-	
201	100	-	-	38	6	27	-	27	-	26	-	5.3	17800	-	-	-	-	-	-	2	2	1	-	-	
202	104	-	-	54	2	23	1	23	-	23	1	5.3	18200	-	7	-	-	-	-	2	2	-	2	-	
203	403	-	-	51	2	89	-	89	-	78	-	5.5	17200	-	1	-	5.3	168	-	16	16	2	4	-	
204	34	-	-	56	-	9	-	9	-	7	-	5.1	17700	-	1	-	-	-	-	1	1	-	-	-	
205	148	-	-	55	-	30	-	30	-	27	-	5.7	18100	-	3	-	-	-	-	7	7	-	1	-	
206	138	-	-	44	1	32	-	32	-	26	-	5.5	17400	-	5	-	5.2	169	-	6	6	-	-	-	
207	176	-	-	48	2	41	-	41	-	39	-	5.7	18300	-	1	-	-	-	-	6	6	1	2	-	
208	90	-	-	44	1	26	-	26	-	24	-	5.3	17700	-	-	-	-	-	-	3	3	-	2	-	
209	179	-	-	49	-	44	-	44	-	42	-	5.2	17100	-	-	-	-	-	-	5	5	-	2	-	
210	153	-	-	52	2	37	-	37	-	31	-	5.5	17700	-	5	-	5.0	146	-	7	7	2	2	-	
211	194	-	-	50	1	44	-	44	-	43	-	5.0	16300	-	-	-	-	-	-	11	11	1	2	-	
212	157	-	-	47	3	40	-	40	-	38	-	5.1	16900	-	1	-	-	-	-	5	5	1	4	-	
213	150	-	-	51	1	34	1	34	-	32	-	5.2	17900	-	2	-	-	-	-	5	4	-	3	1	
214	166	-	-	41	4	41	-	40	-	40	-	5.0	16700	-	1	-	-	-	-	4	4	-	1	-	
215	108	1	-	51	1	23	-	23	-	23	-	5.8	18700	-	4	-	-	-	-	2	2	-	1	-	
216	355	-	-	48	4	79	2	79	-	76	2	5.4	18600	-	2	-	-	-	-	18	18	1	3	-</	

Table 2. Characteristics of Housing Units and Population, by Blocks: 1970—Con.

Kane County, Ill.

[Data exclude vacant seasonal and vacant migratory housing units. For minimum base for derived figures (percent, average, etc.) and meaning of symbols, see text]

Blocks Within Census Tracts	Percent of total population				Year-round housing units				Occupied housing units															
	Total population	Negro	In group quarters	Under 18 years	62 and over	Total	Lacking some or all plumbing facilities	Units in—		Owner				Renter				1.01 or more persons per room		One-person households	With female head of family	With roomers, boarders, or lodgers		
								Structures of 10 or more units	One-unit structures	Lacking some or all plumbing facilities	Average number of rooms	Average value (dollars)	Percent Negro	Lacking some or all plumbing facilities	Average number of rooms	Average contract rent (dollars)	Percent Negro	Total	With all plumbing facilities					
																							Total	Structures of 10 or more units
409	684	-	-	44	5	194	-	156	34	140	-	5.2	18600	-	49	-	3.2	138	-	31	31	24	10	2
410	110	-	6	55	2	22	-	22	-	22	-	5.3	19700	-	-	-	-	-	-	5	5	1	3	-
411	74	-	-	50	1	18	-	18	-	17	-	5.2	18500	-	1	-	-	-	-	4	4	1	-	-
412	62	-	-	42	2	17	-	17	-	16	-	5.4	20300	-	1	-	-	-	-	1	1	1	3	1
413	169	-	-	52	2	34	-	34	-	32	-	5.3	20000	-	2	-	-	-	-	10	10	1	1	-
414	257	-	-	49	3	61	-	61	-	59	-	5.3	19700	-	2	-	-	-	-	10	10	1	6	-
419#	90	-	-	18	1	44	-	1	2	-	-	-	-	-	41	-	3.4	168	-	1	1	7	1	3
424	39	-	-	46	-	9	-	9	-	8	-	5.4	25800	-	1	-	-	-	-	-	-	-	-	-
425	18	-	-	67	-	3	-	-	-	-	-	-	-	-	-	-	-	-	-	-	-	-	-	-
426	4	-	-	-	-	1	-	-	-	-	-	-	-	-	-	-	-	-	-	-	-	-	-	-
8503	10347	-	-	46	4	2628	15	2054	470	1910	9	5.7	21000	-	669	6	4.1	150	-	345	344	190	150	36
101	173	-	-	48	2	42	-	42	-	37	-	5.2	19700	-	3	-	-	-	-	6	6	-	2	1
102	392	-	-	53	1	84	1	84	-	75	-	5.5	20000	-	8	1	5.3	170	-	15	15	2	5	1
103	111	-	-	54	1	24	-	24	-	20	-	5.5	21100	-	4	-	-	-	-	4	4	-	2	-
104	89	-	-	52	3	21	1	21	-	20	1	5.8	21100	-	1	-	-	-	-	1	-	1	-	-
105#	337	-	-	56	1	70	-	70	-	63	-	5.5	20500	-	5	-	5.0	175	-	19	19	1	4	-
106	259	-	-	56	3	52	-	52	-	48	-	5.7	20300	-	4	-	-	-	-	13	13	-	-	1
107	129	-	-	56	2	25	-	25	-	24	-	6.0	20300	-	1	-	-	-	-	8	8	-	1	-
108	266	-	-	53	2	58	-	58	-	56	-	5.6	21500	-	1	-	-	-	-	9	9	2	2	-
109	222	-	-	55	1	48	-	48	-	39	-	5.9	21500	-	8	-	5.0	170	-	8	8	2	2	-
110	193	-	-	55	1	42	-	42	-	36	-	5.3	20500	-	4	-	-	-	-	10	10	-	3	1
111	146	-	-	51	1	32	-	32	-	31	-	5.3	20400	-	1	-	-	-	-	3	3	-	1	-
112	342	-	-	54	2	74	-	73	-	69	-	5.5	20900	-	4	-	-	-	-	21	21	2	3	1
113	128	-	-	56	2	28	1	28	-	27	1	5.1	20800	-	1	-	-	-	-	8	8	1	1	-
114	112	-	-	52	3	25	-	25	-	22	-	5.6	20700	-	2	-	-	-	-	6	6	1	-	-
115	141	-	-	50	2	30	1	30	-	28	1	5.5	20700	-	2	-	-	-	-	7	7	-	2	-
116	520	-	-	52	1	116	-	116	-	104	-	5.5	20500	-	12	-	5.4	162	-	25	25	-	10	-
117	119	-	-	50	4	24	-	24	-	24	-	5.8	21100	-	-	-	-	-	-	4	4	-	3	-
201	616	-	1	53	1	125	-	125	-	117	-	5.5	19100	-	7	-	5.3	146	-	33	33	4	8	3
203	292	-	-	48	4	61	-	61	-	56	-	5.6	17200	-	3	-	-	-	-	11	11	1	4	1
204	247	-	-	56	-	51	-	51	-	47	-	5.4	17600	-	3	-	-	-	-	15	15	2	2	-
205	212	-	-	49	4	45	-	45	-	43	-	5.4	18200	-	2	-	-	-	-	7	7	-	2	-
206	178	-	-	47	3	34	-	34	-	31	-	5.5	17300	-	2	-	-	-	-	9	9	-	2	-
207	182	1	-	54	2	36	-	36	-	34	-	5.4	19500	-	2	-	-	-	-	11	11	-	2	-
208	91	-	-	47	1	22	-	21	-	20	-	5.6	19800	-	2	-	-	-	-	4	4	-	1	-
209	74	-	-	51	1	15	-	15	-	15	-	6.0	22300	-	-	-	-	-	-	1	1	-	-	-
210	236	-	-	50	2	52	-	52	-	50	-	5.6	21100	-	2	-	-	-	-	5	5	-	-	-
211	147	-	-	54	2	30	-	30	-	25	-	5.6	19300	-	3	-	-	-	-	10	10	1	2	-
212	177	-	-	50	5	37	-	37	-	36	-	5.7	18900	-	1	-	-	-	-	7	7	-	2	2
213	91	-	-	48	2	19	-	19	-	19	-	5.5	18300	-	-	-	-	-	-	6	6	-	1	-
214	71	-	-	45	4	16	-	16	-	16	-	5.4	17400	-	-	-	-	-	-	2	2	-	2	-
215	192	-	-	47	2	42	2	42	-	41	1	5.4	17800	-	1	-	-	-	-	7	7	-	2	1
216	147	-	-	54	2	29	-	29	-	24	-	5.9	19000	-	4	-	-	-	-	8	8	-	1	-
217	188	-	-	49	1	42	-	42	-	38	-	5.5	17900	-	4	-	-	-	-	7	7	-	1	3
301	120	-	-	17	9	65	-	-	64	-	-	-	-	-	65	-	3.3	117	-	1	1	29	6	2
302	3	-	-	-	-	1	-	-	-	-	-	-	-	-	-	-	-	-	-	-	-	-	-	-
305	45	-	-	31	2	12	-	12	-	11	-	5.8	21600	-	1	-	-	-	-	2	2	-	-	-
307	11	-	-	55	18	2	-	-	-	-	-	-	-	-	-	-	-	-	-	-	-	-	-	-
309	30	-	-	50	-	7	-	7	-	7	-	6.9	31800	-	-	-	-	-	-	-	-	1	2	-
310	34	-	-	47	6	8	-	8	-	8	-	6.8	29700	-	-	-	-	-	-	-	-	-	2	1
312	45	-	-	47	4	11	-	10	-	9	-	6.7	28100	-	2	-	-	-	-	-	-	1	1	1
313	20	-	-	60	-	4	-	-	-	-	-	-	-	-	-	-	-	-	-	-	-	-	-	-
317	1000	-	-	26	3	418	-	9	406	8	-	7.5	30300	-	392	-	3.9	162	-	3	3	57	30	10
318	38	-	-	45	3	10	-	10	-	10	-	6.8	37500	-	-	-	-	-	-	-	-	-	-	-
319	127	-	-	46	1	31	-	31	-	30	-	7.1	39700	-	1	-	-	-	-	1	1	-	-	-
320	87	-	-	44	2	22	-	22	-	22	-	7.4	41300	-	-	-	-	-	-	-	-	-	-	-
321	17	-	-	35	12	6	-	6	-	6	-	6.8	37900	-	-	-	-	-	-	-	-	1	-	-
323	54	-	-	46	2	13	-	12	-	11	-	7.7	40200	-	1	-	-	-	-	-	-	-	-	-
324	34	-	-	47	-	8	-	8	-	8	-	8.6	45900	-	-	-	-	-	-	-	-	-	1	-
327	24	-	-	33	8	7	-	7	-	7	-	5.3	25200	-	-	-	-	-	-	-	-	-	-	-
403	33	-	-	30	9	11	-	11	-	10	-	5.8	16700	-	1	-	-	-	-	-	-	1	1	-
404	14	-	-	36	29	5	-	5	-	5	-	5.0	18300	-	-	-	-	-	-	-	-	1	-	-
405	23	-	-	48	4	6	-	4	-	3	-	-	-	-	3	-	-	-	-	1	1	1	-	-
407	63	-	-	32	25	19	-	13	-	13	-	6.3	26500	-	6	-	5.0	96	-	-	-	2	1	-
415	1	-	-	-	-	1	-	-	-	-	-	-	-	-	-	-	-	-	-	-	-	-	-	-
416	30	-	-	37	10	10	-	4	-	2	-	-	-	-	8	-	4.6	96	-	-	-	2	1	-
417	12	-	-	17	25	6	-	5	-	5	-	5.6	-	-	-	-	-	-	-	-	-	1	-	-
418	55	-	-	38	16	21	-	14	-	13	-	5.5	19900	-	7	-	3.9	104	-	1	1	6	-	2
419	21	-	-	24	10	7	-	7	-	7	-	6.0	18900	-	-	-	-	-	-	-	-	3	-	-
420	32	-	-	38	13	10	-	8	-	6	-	6.5	18300	-	4	-	-	-	-	2	2	1	1	-
421	63	-	-	46	5	18	1	14	-	13	1	6.3	16800	-	4	-	-	-	-	-	-	1	1	-
422	55	-	-	49	7	12	1	9	-	9	1	7.2	17000	-	3	-	-	-	-	-	-	1	1	-
423	58	-	-	45	5	16	-	12	-	12	-	6.8	13600	-	4	-	-	-	-	1	1	4	1	1
424	30	-	-	40	17	10	-	10	-	7	-	6.4	18600	-	3	-	-	-	-	-	-	3	1	-
501	22	-	-	46	5	6	-	6	-	5	-	5.4	11200	-	1	-	-	-</						

Table 2. Characteristics of Housing Units and Population, by Blocks: 1970—Con.

Kane County, Ill.

[Data exclude vacant seasonal and vacant migratory housing units. For minimum base for derived figures (percent, average, etc.) and meaning of symbols, see text]

Blocks Within Census Tracts	Percent of total population				Year-round housing units				Occupied housing units															
	Total population	Negro	In group quarters	Under 18 years and over	Total	Lacking some or all plumbing facilities	Units in—		Owner			Renter				1.01 or more persons per room		With roomers, boarders, or lodgers						
							One-unit structures	Structures of 10 or more units	Lacking some or all plumbing facilities	Average number of rooms	Average value (dollars)	Percent Negro	Lacking some or all plumbing facilities	Average number of rooms	Average contract rent (dollars)	Percent Negro	Total	With all plumbing facilities	One-person households	With female head of family				
																					Total	Total	Total	Total
8505	3337	—	2	35	14	1105	25	797	—	757	8	6.1	23200	—	277	14	4.3	126	—	36	36	155	67	27
101	33	—	—	42	3	6	—	6	—	6	—	5.0	—	—	5	—	3.6	133	—	2	2	—	—	—
102	21	—	—	29	10	9	—	3	—	4	—	—	—	—	—	—	—	—	—	—	—	3	1	—
103	18	—	—	11	33	8	—	6	—	7	—	6.4	27700	—	1	—	—	—	—	—	—	3	1	1
105	44	—	5	27	18	16	1	13	—	11	1	5.9	17500	—	4	—	—	—	—	—	—	—	2	—
106	15	—	—	27	20	5	—	5	—	5	—	7.2	15500	—	—	—	—	—	—	—	—	2	—	—
107	38	—	—	42	8	10	—	10	—	10	—	6.8	21000	—	—	—	—	—	—	—	—	1	1	—
108	51	—	—	31	10	16	—	10	—	12	—	6.3	19200	—	2	—	—	—	—	1	1	3	—	—
109	36	—	—	47	17	10	1	8	—	7	—	6.1	21300	—	2	—	—	—	—	1	1	1	2	—
110	27	—	—	33	15	8	—	8	—	6	—	7.5	22700	—	2	—	—	—	—	—	—	1	1	—
111	28	—	—	57	11	7	—	7	—	5	—	7.6	21800	—	2	—	—	—	—	—	—	3	—	—
112	31	—	—	45	10	8	1	8	—	8	1	7.9	32500	—	—	—	—	—	—	—	—	1	—	—
113	8	—	—	25	25	3	—	—	—	—	—	—	—	—	—	—	—	—	—	—	—	—	—	—
114	23	—	—	22	30	12	—	8	—	7	—	5.9	21500	—	4	—	—	—	—	—	—	3	—	1
115	7	—	—	29	—	3	—	—	—	—	—	—	—	—	—	—	—	—	—	—	—	—	—	—
116	2	—	—	—	—	1	—	—	—	—	—	—	—	—	—	—	—	—	—	—	—	—	—	—
201	7	—	—	43	—	2	—	—	—	—	—	—	—	—	—	—	—	—	—	—	—	—	—	—
202	21	—	—	24	43	8	—	3	—	5	—	5.8	—	—	3	—	—	—	—	—	—	3	1	—
203	29	—	—	41	7	6	—	6	—	6	—	6.2	19400	—	2	—	—	—	—	—	—	1	1	—
204#	53	—	—	25	28	28	4	22	—	13	2	4.7	13500	—	9	—	4.0	106	—	2	2	6	1	1
206	4	—	—	—	—	1	—	—	—	—	—	—	—	—	—	—	—	—	—	—	—	—	—	—
207	25	—	—	24	16	9	—	9	—	7	—	5.1	18400	—	2	—	—	—	—	—	—	1	—	—
209	31	—	—	26	19	12	1	11	—	10	1	5.5	16400	—	2	—	—	—	—	—	—	3	—	—
216	161	—	3	35	19	58	—	49	—	38	—	5.8	22600	—	17	—	4.7	94	—	2	2	13	6	—
302	14	—	—	21	14	6	—	5	—	2	—	—	—	—	4	—	—	—	—	—	—	1	—	—
317	10	—	—	60	—	2	—	—	—	—	—	—	—	—	—	—	—	—	—	—	—	—	—	—
401	20	—	—	45	—	6	—	6	—	5	—	5.4	26500	—	1	—	—	—	—	—	—	1	—	—
402	12	—	—	67	—	2	—	—	—	—	—	—	—	—	—	—	—	—	—	—	—	—	—	—
405	21	—	—	29	—	7	—	—	—	6	—	5.0	23300	—	1	—	—	—	—	—	—	1	—	—
406	22	—	—	9	23	9	—	9	—	9	—	5.6	20800	—	—	—	—	—	—	—	—	1	1	—
407	38	—	—	21	8	15	—	15	—	15	—	5.5	19400	—	—	—	—	—	—	—	—	3	—	—
408	35	—	—	17	31	16	—	13	—	10	—	4.8	19800	—	4	—	—	—	—	—	—	2	1	—
409	60	—	—	30	13	20	—	18	—	18	—	5.1	19900	—	2	—	—	—	—	2	2	1	1	1
410	99	—	—	40	16	28	4	22	—	17	—	6.4	20200	—	11	4	3.5	108	—	1	1	5	3	3
411#	66	—	—	33	23	21	—	17	—	16	—	6.3	22000	—	5	—	4.2	128	—	2	2	3	3	1
412	56	—	—	23	20	22	—	14	—	14	—	5.9	22700	—	8	—	4.4	115	—	—	—	3	3	2
413	39	—	—	26	21	13	1	13	—	12	1	6.1	19000	—	1	—	—	—	—	—	—	1	—	—
414	24	—	—	33	25	9	—	9	—	9	—	6.0	19200	—	—	—	—	—	—	—	—	2	—	—
415	42	—	—	31	5	15	—	11	—	12	—	5.5	25000	—	3	—	—	—	—	—	—	5	—	—
501	71	—	—	23	14	24	1	20	—	21	1	5.5	23800	—	3	—	—	—	—	—	—	3	1	—
502	91	—	—	30	17	30	1	12	—	10	—	7.4	24700	—	20	1	4.4	124	—	1	1	4	—	—
503#	78	—	—	32	14	26	—	17	—	17	—	6.3	20300	—	9	—	4.9	108	—	1	1	2	2	1
504	163	—	—	39	4	52	1	32	—	34	1	5.9	26000	—	15	—	4.4	162	—	1	1	4	4	—
505	42	—	—	33	19	14	—	8	—	9	—	5.8	27700	—	5	—	4.8	129	—	—	—	2	—	—
506	32	—	—	25	28	11	—	9	—	9	—	7.0	23400	—	2	—	—	—	—	—	—	3	1	—
507	34	—	—	32	18	10	—	10	—	9	—	7.1	18500	—	1	—	—	—	—	—	—	2	1	1
508	41	—	—	46	12	11	—	9	—	7	—	7.4	24100	—	4	—	—	—	—	—	—	1	2	—
509	18	—	—	6	44	13	—	5	—	7	—	7.1	—	—	4	—	—	—	—	—	—	5	—	—
510	18	—	—	33	11	8	—	7	—	7	—	7.7	23600	—	—	—	—	—	—	—	—	2	—	1
511	72	—	69	13	57	6	—	4	—	5	—	7.4	—	—	1	—	—	—	—	—	—	—	1	—
512	29	—	—	14	38	11	—	7	—	8	—	7.0	22900	—	3	—	—	—	—	—	—	1	1	1
513	15	—	—	20	20	4	—	—	—	—	—	—	—	—	—	—	—	—	—	—	—	—	—	—
514	22	—	—	27	5	5	—	5	—	5	—	8.0	—	—	3	—	—	—	—	—	—	1	—	—
515	29	—	—	10	28	15	2	5	—	8	—	7.5	—	—	6	2	3.2	118	—	—	—	3	3	1
516	27	—	—	15	15	13	4	2	—	1	—	—	—	—	11	4	2.6	71	—	—	—	6	1	1
517	9	—	—	—	11	5	—	3	—	—	—	—	—	—	5	1	3.8	91	—	—	—	1	—	—
518	7	—	—	29	—	2	—	—	—	—	—	—	—	—	—	—	—	—	—	—	—	—	—	—
519	14	—	—	21	29	10	—	5	—	4	—	—	—	—	2	—	—	—	—	—	—	2	—	—
601	34	—	—	41	9	10	—	5	—	5	—	6.4	—	—	4	—	—	—	—	—	—	1	—	—
602	29	—	—	21	21	12	—	7	—	8	—	7.0	21800	—	3	—	—	—	—	—	—	2	1	1
603	15	—	—	33	7	5	—	3	—	4	—	—	—	—	1	—	—</							

Table 2. Characteristics of Housing Units and Population, by Blocks: 1970—Con.

Kane County, Ill.

[Data exclude vacant seasonal and vacant migratory housing units. For minimum base for derived figures (percent, average, etc.) and meaning of symbols, see text]

Blocks Within Census Tracts	Percent of total population				Year-round housing units				Occupied housing units																
	Total population	Negro	In group quarters	Under 18 years	62 years and over	Total	Lacking some or all plumbing facilities	Units in—		Owner				Renter				1.01 or more persons per room		With all plumbing facilities	One-person households	With female head of family	With rooms, boarders, or lodgers		
								Structures of 10 or more units	One-unit structures	Total	Lacking some or all plumbing facilities	Average number of rooms	Average value (dollars)	Percent Negro	Total	Lacking some or all plumbing facilities	Average number of rooms	Average contract rent (dollars)	Percent Negro					Total	With all plumbing facilities
503	96	1	—	27	18	33	1	23	—	22	1	5.8	20800	—	11	—	3.8	126	—	—	—	2	2	2	
504#	56	—	—	30	11	21	—	8	—	11	—	5.6	20600	—	9	—	3.7	137	—	1	1	6	—	1	
505	21	—	—	19	5	9	—	5	—	5	—	7.8	—	—	4	—	—	—	—	—	—	3	—	—	
506#	72	—	—	25	19	30	—	21	—	21	—	5.7	19700	—	9	—	4.8	133	—	—	—	9	1	2	
507	33	—	—	46	6	8	—	8	—	6	—	6.8	21500	—	2	—	—	—	—	—	—	1	—	—	
508	108	—	—	33	15	31	3	26	—	26	1	5.9	21200	—	5	2	5.8	153	—	—	—	4	2	2	
509	83	—	—	36	15	26	1	22	—	19	1	6.1	21100	—	6	—	4.8	129	—	—	—	3	—	—	
510	48	—	—	27	27	19	1	16	—	15	1	5.5	19200	—	4	—	—	—	—	—	—	4	—	—	
511	55	—	—	20	42	23	—	19	—	19	—	5.6	19800	—	2	—	—	—	—	—	—	2	2	—	
512	76	—	—	32	24	25	1	20	—	17	1	5.8	17700	—	8	—	5.1	131	—	1	1	1	1	2	
513	50	—	—	16	28	21	—	16	—	15	—	5.1	20800	—	5	—	5.4	—	—	—	—	3	1	—	
514#	50	—	—	18	22	24	1	14	—	15	1	5.3	23200	—	9	—	4.2	103	—	—	—	8	1	2	
515#	84	—	—	39	12	22	—	19	—	17	—	6.2	20100	—	5	—	4.8	135	—	2	2	2	2	3	
516	73	—	—	32	27	24	—	21	—	20	—	6.0	20900	—	4	—	—	—	—	—	1	1	3	2	
517	59	—	—	7	32	30	—	19	—	16	—	5.4	24700	—	14	—	3.7	127	—	—	—	11	3	—	
518#	59	—	—	29	25	24	6	15	—	15	—	5.9	22100	—	9	6	2.4	115	—	—	—	1	1	7	
601	59	—	—	19	20	24	—	24	—	22	—	5.3	19900	—	2	—	—	—	—	—	—	2	4	—	
602	41	—	—	24	39	13	—	13	—	13	—	5.6	24900	—	—	—	—	—	—	—	—	—	1	—	
603	34	—	—	29	27	14	—	13	—	13	—	6.2	33100	—	—	—	—	—	—	—	—	3	3	—	
605#	105	—	—	22	14	38	—	34	—	30	—	6.3	29400	—	8	—	4.3	122	—	1	1	4	3	3	
606	44	—	—	34	16	13	—	11	—	11	—	6.1	24700	—	2	—	—	—	—	—	—	—	2	—	
607	74	—	—	34	8	24	—	24	—	23	—	5.5	22100	—	1	—	—	—	—	—	—	1	1	—	
608	83	—	—	36	18	29	—	29	—	25	—	5.5	22300	—	4	—	—	—	—	—	—	2	2	—	
609	15	—	—	27	33	5	—	5	—	4	—	—	—	—	1	—	—	—	—	—	—	—	—		
610	58	—	—	35	14	20	2	15	—	16	2	6.1	25400	—	4	—	—	—	—	—	—	2	3	1	
611	98	—	—	36	14	32	1	30	—	28	—	6.2	27500	—	4	—	—	—	—	—	—	2	1	—	
612	68	—	—	27	29	25	—	23	—	20	—	5.7	18200	—	5	—	5.0	123	—	—	—	1	1	1	
613	71	—	—	37	14	21	—	18	—	19	—	6.0	20800	—	2	—	—	—	—	—	—	3	1	3	
614	79	—	—	41	11	23	—	21	—	20	—	6.4	22600	—	3	—	—	—	—	—	—	3	—	1	
615	68	—	—	44	12	20	1	18	—	17	1	5.7	19400	—	3	—	—	—	—	—	—	1	1	1	
616	64	—	—	45	11	16	1	14	—	13	1	7.5	27900	—	3	—	—	—	—	—	—	1	1	—	
617	29	—	—	17	24	13	—	13	—	11	—	7.5	49800	—	1	—	—	—	—	—	—	1	1	—	
618	47	—	—	51	17	12	—	12	—	11	—	8.6	47200	—	1	—	—	—	—	—	—	2	1	—	
619	20	—	—	25	25	7	—	7	—	7	—	7.1	45700	—	—	—	—	—	—	—	—	1	2	1	
701	37	—	—	24	22	13	—	13	—	13	—	6.4	40200	—	—	—	—	—	—	—	—	1	—	—	
702	32	—	—	19	22	13	—	13	—	10	—	7.9	46800	—	3	—	—	—	—	—	—	2	1	—	
703	73	—	—	47	8	17	1	17	—	14	1	7.6	32100	—	3	—	—	—	—	—	—	1	1	1	
704	1	—	—	—	—	—	—	—	—	—	—	—	—	—	—	—	—	—	—	—	—	—	—		
705	32	—	—	41	19	9	—	7	—	8	—	6.3	28600	—	1	—	—	—	—	—	—	1	2	—	
706	52	—	—	37	14	18	—	18	—	14	—	5.6	20500	—	4	—	—	—	—	—	—	2	—	—	
707	93	—	—	41	13	28	—	18	—	17	—	5.8	22000	—	10	—	5.2	133	—	1	1	4	1	1	
708#	88	1	—	26	14	32	—	20	—	15	—	6.1	22800	—	16	—	4.8	133	6	—	—	5	3	2	
709	78	—	19	32	10	21	—	13	—	13	—	6.2	22000	—	7	—	4.3	126	—	1	1	4	1	3	
710	69	—	—	39	7	20	—	17	—	18	—	7.8	34100	—	2	—	—	—	—	—	—	1	4	2	
711	65	—	—	35	23	15	—	15	—	14	—	8.4	40000	—	1	—	—	—	—	—	—	1	1	1	
712#	61	—	—	34	12	23	—	13	—	12	—	6.0	25400	—	11	—	2.7	139	—	—	—	2	—	—	
713	32	—	—	41	9	10	—	10	—	9	—	5.3	22900	—	1	—	—	—	—	—	—	7	—	—	
714	71	3	—	37	11	24	1	16	—	16	1	5.3	19400	6	8	—	5.0	147	—	1	1	7	3	3	
715	80	—	—	34	15	24	1	18	—	21	1	6.7	26600	—	3	—	—	—	—	—	—	1	2	1	
716	55	—	—	42	18	16	—	14	—	14	—	7.9	28100	—	1	—	—	—	—	—	—	1	2	1	
717	64	—	—	41	11	19	—	15	—	14	—	7.3	21300	—	5	—	5.2	—	—	—	—	3	—	—	
718	30	—	—	17	33	13	—	11	—	9	—	5.6	18000	—	3	—	—	—	—	—	—	1	2	—	
719	54	—	—	30	11	19	—	14	—	13	—	6.2	20200	—	6	—	4.7	123	—	—	—	1	3	—	
720	82	—	—	44	9	27	—	10	—	14	—	6.6	22100	—	13	—	3.5	97	—	2	2	8	5	—	
721	82	—	—	40	17	25	—	14	—	16	—	6.4	18400	—	7	—	4.0	94	—	—	—	1	1	1	
722	94	1	14	26	20	29	—	15	—	18	—	5.8	23200	—	11	—	4.1	128	—	—	—	1	1	4	
723	97	—	—	36	12	29	—	13	—	18	—	5.9	18900	—	10	—	4.7	112	—	2	2	4	5	1	
724	69	—	—	42	12	22	—	5	—	8	—	7.3	21000	—	12	—	4.3	149	—	—	—	1	3	1	
725	111	7	—	39	9	33	1	12	—	14	1	5.2	14500	14	16	—	4.3	109	—	5	5	4	5	1	
8509	890	34	1	40	10	286	8																		

Table 2. Characteristics of Housing Units and Population, by Blocks: 1970—Con.

Kane County, Ill.

[Data exclude vacant seasonal and vacant migratory housing units. For minimum base for derived figures (percent, average, etc.) and meaning of symbols, see text]

Blocks Within Census Tracts	Percent of total population				Year-round housing units				Occupied housing units																
	Total population	Negro	In group quarters	Under 18 years and over	Total	Units in—		Owner				Renter				1.01 or more persons per room		With roomers, boarders, or lodgers							
						Locking some or all plumbing facilities	Structures of 10 or more units	Total	Locking some or all plumbing facilities	Average number of rooms	Average value (dollars)	Percent Negro	Total	Locking some or all plumbing facilities	Average number of rooms	Average contract rent (dollars)	Percent Negro	Total	With all plumbing facilities	One-person households	With female head of family				
																							One-unit structures	Structures of 10 or more units	
8510	3252	1	3	29	15	1138	12	508	21	840	12	5.3	31900		248		4.0	155	2	45	45	126	38	4	
101	22			32	9	7		7		5		6.2	29500		2					1	1				
102	666			3	52	347	6	19		340	6	4.3	23300		7		4.3	104				81	7	1	
104	32			50		7		7		7		7.7	34300										1		
105	64			36	9	18		16		16		7.5	51000		2							1			
107	361	1		43	4	94		92		93		6.3	40000	1	1					4	4	2	2		
108	23			30	30	7		7		7		7.7	45700										1		
109	13			31	8	4																			
110	106			50	4	25	2	25		24	2	6.5	34600		1					1	1	1			
111	32			56		7		7		7		6.4	32500												
114	69			48		16		16		16		7.0	41100												
115	45			36	4	15		15		14		6.3	39300												
116	563	1		41	4	182	2	92		105	2	6.2	35300	1	50		4.3	185	7	7	7	4	5		
122	211	8	50	15	3	36		5	21	13		5.4			23		3.4	122	13	6	6		1		
202	20			55	5	4																			
207	36			44	14	11	1	11		6	1	5.2	11600		4					1	1		1		
208	5				40	2																			
209	11			55		3																			
211	29			45	14	8		8		8		5.6	28800							1	1				
212	554			26	5	222		79		77		5.3	25700		126		3.7	160	8	8	8	20	7	2	
213	46			48	4	13		13		13		4.8	20200							3	3	2	2		
214	67			34	12	19		17		13		5.0	19200		6		4.0	167		3	3				
215	35	26		43	14	12		10		9		5.1	14200		2					1	1	3	1		
216	49			33	10	16		9		10		5.0	17300		6		4.7	109		2	2	2	1		
217	58			36	10	18		14		16		5.1	17900		2					1	1	2	3		
218	13			46	15	4																			
219	71			37	7	21		16		17		5.5	20400		4					2	2	3			
220	51			28	16	20	1	8		11	1	5.6	16600		8		3.9	119		1	1	4	1		
8511	7965	2	1	31	17	2783	39	2071	139	1919	13	5.7	24700	1	801	25	4.0	132	3	124	121	494	186	69	
101	51			33	22	15		12		11		5.7	22400		3					1	1	1	2		
102	95			44	13	28	1	20		19		5.6	20200		9	1	4.6	132		2	2	6	2	1	
103	28			32	14	10		8		5		5.8	18300		5		5.2	92				1			
104	62			26	3	26	1	4		7		5.9			19	1	3.9	143		1	1	8		2	
105	208	4		36	13	64		35		28		5.4	14600	4	36		4.0	118		8	8	12	3	1	
106	22			36	14	8		6		5		5.8	19000		3					1	1	2	1		
107	163			25	17	71		22		22		5.7	17600		45		3.5	141		1	1	17	4	1	
108	82	10		32	7	30	2	16		16		6.2	18700	13	13	2	3.8	112	8	3	3	8	2	3	
109	103			32	10	32		12		13		4.9	16800		19		4.4	153		3	3	1	3	4	
110	65	26		32	11	15		9		9		5.8	15600	11	6		5.3	114	33	5	5	1	2	2	
111	65			51	2	18		10		5		6.0	19300		13		4.2	121	23	4	4	4	3		
112	87	18		46	6	20		4		11		4.5		36	8		4.3	124	25	7	7	2	1	1	
113	76	38		36	8	29	8	9	10	9		6.1	16400	67	18	7	2.6	92	6	5	5	11		2	
114	47	17		40	11	19		5		6		5.5		17	11		4.2	120	18	2	2	7	1		
115	82	32		29	9	24		8	1	6		5.8	16700	17	18		4.1	114	22	4	4	2	3	2	
116	8			63		1																			
117	13			39		5	1			1					4						1	1	2		
201	58			26	14	26	7	7		3					22	7	3.1	92		5	3	9	4	3	
202	66			42	14	24		4		5		6.6			15		5.5	133		1	1	1	3	1	
203	135			38	14	49	3	23		25		5.6	19000		22	3	3.9	116		4	4	15	1	1	
204	77		31	5	42	29	1	4	14	3					23	1	3.4	140				5	6	1	
205	128			28	8	52		13	13	12		6.0	17500		40		3.3	131	8	2	2	16	4	3	
206	90	4		23	17	34		7		20		6.3	15800		12		4.4	100	8			5	2	1	
207	237			16	14	117		7	101	7		7.0	23500		105		3.4	159		3	3	39	12	10	
208	12			8	25	8		6		6		6.2	13300		1							3			
209	53			11	36	24		13		13		5.5	17900		11		4.9	142				6		1	
210	117			29	15	43		20		24		5.6	19100		18		3.2	105		2	2	8	5	1	
211	45			20	22	20		10		11		5.4	21300		8		3.6	169				4			
212	12			25	25	4																			
213	47			30	30	18		14		15		5.4	18800		3							5	1	1	
214	85			33	20	29	3	13		12	1	7.0	23400		16	2	4.7	121		2	1	4	1	1	
215	74			22	18	32		14		18		5.9	27100		12		3.7	101				8	4		
216	25			24	24	12		8		10		5.2	25200		1							4	5		
217	75			37	17	23		23		21		6.2	21400		2						1	1	4		1
301	42			31	10	14		11		12		6.1	20400		2							3	2		
302	54			19	35	24		22		19		4.5	19700		5		5.2	101				4		1	
303	34			9	32	14		12		10		5.0	20000		4										

Table 2. Characteristics of Housing Units and Population, by Blocks: 1970—Con.

Kane County, Ill.

[Data exclude vacant seasonal and vacant migratory housing units. For minimum base for derived figures (percent, average, etc.) and meaning of symbols, see text]

Blocks Within Census Tracts	Percent of total population				Year-round housing units				Occupied housing units															
	Total population	Negro	In group quarters	Under 18 years and over	Total	Units in—		Owner				Renter				1.01 or more persons per room		With roomers, boarders, or lodgers						
						One-unit structures	Structures of 10 or more units	Total	Lacking some or all plumbing facilities	Average number of rooms	Average value (dollars)	Percent Negro	Total	Lacking some or all plumbing facilities	Average number of rooms	Average contract rent (dollars)	Percent Negro	Total	With all plumbing facilities	One-person households	With female head of family			
410	84	-	-	38	20	28	-	28	-	23	-	6.1	24100	-	4	-	2	2	4	3	2
411	40	-	-	40	8	12	-	8	-	8	-	6.5	26300	-	3	-	-	-	-	1	-
412#	38	-	-	26	24	16	-	11	-	10	-	6.0	19900	-	5	...	4.4	194	-	-	-	2	2	-
413	41	-	-	32	2	13	-	6	-	6	-	7.2	29500	-	7	...	3.3	91	-	-	-	4	1	-
414	25	-	-	28	4	12	-	3	-	2	-	-	9	...	4.8	136	-	-	-	5	-	-
415	38	3	-	40	21	13	-	8	-	7	-	7.9	21100	-	6	...	2.7	175	-	-	-	6	1	-
416#	60	-	-	47	5	16	-	11	-	11	-	6.3	21800	-	5	...	4.8	143	-	1	1	1	2	-
417	36	-	-	31	25	12	-	12	-	12	-	6.7	23100	-	-	-	-	-	2	2	-
418	33	-	-	39	21	11	-	9	-	8	-	7.0	25700	-	3	-	-	-	2	2	1
419	31	-	-	32	16	10	-	8	-	8	-	7.0	27700	-	2	-	-	-	3	1	-
420	57	-	-	46	5	14	-	14	-	13	-	7.1	24700	-	1	-	-	-	2	2	-
421	89	-	-	42	15	22	-	20	-	19	-	7.4	30100	-	3	1	1	1	3	1	1
422	65	-	-	34	12	19	-	17	-	18	-	6.6	32800	-	1	-	-	-	2	-	-
501	57	-	-	23	26	24	-	24	-	21	-	5.6	31700	-	2	-	-	-	4	2	-
502	59	-	-	37	12	16	-	16	-	14	-	5.9	21800	-	2	2	2	2	2	-	1
503	42	-	-	31	12	13	-	13	-	13	-	6.1	22400	-	-	-	-	-	2	1	-
504	27	-	-	26	37	12	-	11	-	9	-	5.7	24600	-	2	-	-	-	3	-	-
505	48	-	-	25	27	17	-	15	-	13	-	6.8	26000	-	4	-	-	-	1	2	1
506	45	-	-	20	31	16	1	16	1	16	1	6.6	33800	-	-	-	-	-	1	-	-
507	60	-	-	32	23	20	-	20	-	19	-	5.8	27400	-	1	-	-	-	2	2	-
508	78	-	-	21	32	30	1	22	-	29	1	5.1	26100	-	1	2	2	2	5	-	-
509	85	-	-	38	14	28	-	28	-	27	-	6.4	32900	-	-	-	-	-	3	1	-
510	61	-	-	34	16	21	-	17	-	15	-	5.6	23700	-	5	...	5.4	130	-	-	-	2	2	-
511#	74	-	-	24	28	28	-	24	-	22	-	5.2	23400	-	6	...	4.7	167	-	-	-	3	2	-
512	66	-	-	21	21	29	-	26	-	25	-	5.7	31300	-	4	-	-	-	7	4	1
513	31	-	-	26	13	13	-	10	-	10	-	5.4	19600	-	1	1	1	1	2	-	-
514	30	-	-	27	27	9	-	9	-	8	-	5.4	30800	-	1	-	-	-	1	-	-
515	23	-	-	39	13	6	-	5	-	5	-	5.6	38500	-	1	-	-	-	-	2	1
516	148	-	-	41	7	41	-	41	-	41	-	6.4	38000	-	-	-	-	-	4	1	-
517	48	-	-	40	29	17	-	16	-	17	-	6.2	39600	-	-	1	1	1	5	-	-
518	67	-	-	34	19	21	-	21	-	21	-	6.8	35500	-	-	-	-	-	2	1	-
519	13	-	-	39	23	4	-	...	-	...	-	-	-	-	-	
520	90	-	-	26	19	34	-	33	-	29	-	6.3	38100	-	4	-	-	-	5	-	-
601	44	-	-	27	32	18	-	18	-	17	-	5.1	29400	-	-	1	1	1	5	1	-
602	59	-	-	31	17	20	-	20	-	19	-	5.2	22500	-	1	1	1	1	3	3	-
603	92	-	-	38	10	25	-	25	-	24	-	5.7	33000	-	1	2	2	2	-	-	-
604	73	-	-	30	11	22	-	21	-	21	-	5.7	41400	-	1	-	-	-	1	-	-
605	104	-	-	28	12	32	-	26	-	29	-	5.7	38300	-	3	-	-	-	2	-	-
608	27	-	-	11	30	14	-	12	-	9	-	5.9	34700	-	3	-	-	-	2	1	-
610	49	-	-	25	14	15	-	15	-	15	-	5.8	35500	-	-	-	-	-	-	-	-
611	66	-	-	39	8	18	-	18	-	18	-	6.2	39300	-	-	2	2	2	1	-	-
612	52	-	-	14	35	20	-	20	-	19	-	6.1	52200	-	1	-	-	-	-	2	-
613	57	-	-	39	9	15	-	15	-	15	-	5.8	29600	-	-	1	1	1	1	-	-
614	52	-	-	31	19	20	-	20	-	17	-	5.3	25500	-	3	3	3	3	4	5	-
615	28	-	-	29	21	9	-	9	-	8	-	5.1	20600	-	1	1	1	1	1	-	-
616	18	-	-	22	11	7	-	7	-	6	-	4.7	17200	-	1	-	-	-	2	1	-
617	4	-	-	1	-	...	-	...	-	-	-	-	-	
701	51	-	-	39	12	16	-	16	-	11	-	5.0	19100	-	5	...	4.8	141	-	3	3	...	1	...
702	42	-	-	19	19	21	1	18	1	15	1	4.1	15800	-	6	...	3.5	121	-	2	2	11	1	1
703	62	-	-	26	15	21	-	18	-	18	-	4.7	16100	-	2	-	-	-	4	2	-
704	59	-	-	24	19	22	-	22	-	16	-	4.8	15000	-	5	...	5.4	115	-	1	1	2	-	-
705	57	-	-	19	30	23	-	23	-	20	-	4.9	27600	-	2	-	-	-	4	1	-
706	24	-	-	42	17	7	-	7	-	4	-	-	3	-	-	-	2	-	-
707	63	-	-	27	13	27	1	16	1	15	1	4.4	19100	-	12	...	2.9	135	-	2	2	9	2	1
708	44	-	-	36	7	14	-	12	-	12	-	4.9	18000	-	2	-	-	-	2	1	-
709	11	-	-	9	36	5	-	5	-	5	-	5.4	40000	-	-	-	-	-	-	-	-
711	26	-	-	35	4	8	-	8	-	6	-	7.3	44200	-	1	-	-	-	-	1	-
712	47	-	-	34	11	13	-	13	-	13	-	5.8	33900	-	-	1	1	1	-	-	1
713	29	21	90	76	-	1	-	...	-	...	-	-	-	-	-	
715	36	8	-	22	33	15	-	14	-	12	-	5.4	23200	-	3	-	-	-	3	2	1
716	43	-	-	21	35	19	-	17	-	13	-	5.0	21500	-	6	...	4.3	138	-	-	-	3	3	-
717	54	-	-	39	20	18	-	18	-	14	-	5.6	21900	-	4	1	1	1	2	2	-
718	77	-	-	26	27	27	-	27	-	25	-	5.2	19400	-	2	-	-	-	1	4	3
801	52	-	-	27	15	16	-	16	-	15	-	6.1	24000	-	1	-	-	-	1	1	1
802	53	-	-	36	15	14	-	14	-	13	-	5.2	25400	-	1	2	2	2	1	1	-
803	45	-	-	42	16	13	1	13	1	12	1	5.4	16800	-	1	1	1	1	1	1	-
804	40	-	-	20	23	15	1	15	1	10	1	4.9	17800	-	5	...	5.0	120	-	-	-	3	1	-
805	39	-	-	36	15	12	-	12	-	12	-	5.6	22700	-	-	-	-	-	1	1	-
806	37	-	-	24	16	12	-	12	-	12	-	6.2	43200	-	-	-	-	-	1	-	-
807	23	-	-	26	4	7	-	7	-	6	-	5.8	30800	-	1	-	-	-	-	-	-
808	46	-	-	22	20	15	-	15	-	13	-	5.1	20600	-	2	-	-	-	-	2	-
809	47	-	-	28	11	15	-	15	-	13	-	5.6	20400	-	2	-	-	-	3	1	-
810	52	-	-	33	12	16	1	16	1	12	1	5.4	20900	-	4	1	1	1	2	-	-
811	19	-	-	32	5	6	-	6	-	4	-	-	2	-	-	-	1	-	-
812	48	-	-	31	13	17	-	17	-	14	-	5.3	19000	-	3	-	-	-	4	-	-
81																								

Table 2. Characteristics of Housing Units and Population, by Blocks: 1970—Con.

Kane County, Ill.

[Data exclude vacant seasonal and vacant migratory housing units. For minimum base for derived figures (percent, average, etc.) and meaning of symbols, see text]

Blocks Within Census Tracts	Percent of total population				Year-round housing units				Occupied housing units																
	Total population	Negro	In group quarters	Under 18 years and over	Total	Lacking some or all plumbing facilities	Units in —		Owner				Renter				1.01 or more persons per room		With all plumbing facilities	One-person households	With female head of family	With roomers, boarders, or lodgers			
							One-unit structures	Structures of 10 or more units	Total	Lacking some or all plumbing facilities	Average number of rooms	Average value (dollars)	Percent Negro	Total	Lacking some or all plumbing facilities	Average number of rooms	Average contract rent (dollars)	Percent Negro					Total	With all plumbing facilities	
																									Owner
515	123	10	—	25	33	61	5	13	4	13	1	5.6	16700	—	44	3	3.8	102	2	3	3	30	5	—	
601	72	6	—	25	21	31	1	7	—	8	—	5.6	18000	—	23	1	3.9	112	9	2	2	10	—	—	
602	70	—	—	24	17	30	—	11	—	8	—	5.8	16500	—	21	—	3.7	120	—	—	—	8	1	—	
603	50	—	—	32	14	20	1	6	—	4	—	—	—	—	14	1	4.8	109	—	1	1	6	—	—	
604	136	—	7	31	19	45	—	8	—	8	—	5.9	18300	—	36	—	4.4	115	—	4	4	9	4	2	
605	67	—	5	34	21	21	—	8	—	10	—	5.7	—	—	11	—	5.9	96	—	1	1	6	2	—	
606	25	8	—	28	4	10	—	2	—	1	—	—	—	—	8	—	4.9	113	13	—	—	2	—	1	
607	94	77	—	47	4	24	1	6	—	2	—	—	—	—	5	1	4.1	143	77	7	6	1	3	—	
608	17	24	—	18	6	6	—	3	—	1	—	—	—	—	5	—	5.2	57	40	—	—	1	—	3	
609	67	19	—	36	6	20	—	5	—	1	—	—	—	—	18	—	4.3	117	17	4	4	6	2	1	
610	54	17	—	19	20	26	1	12	—	9	—	5.3	14800	22	15	1	3.9	96	20	1	1	8	2	—	
611	112	26	—	31	11	44	4	10	—	13	1	5.1	—	23	26	3	4.2	120	27	4	3	8	3	3	
612	88	36	—	39	11	31	—	6	—	9	—	5.0	—	33	22	—	4.1	103	27	6	6	11	5	2	
613	96	54	7	43	7	29	—	4	—	6	—	5.2	—	17	22	—	3.6	126	64	6	6	5	3	—	
614	101	23	—	26	28	41	1	3	3	4	—	—	—	—	37	1	3.8	99	16	5	3	13	4	1	
615	107	5	—	28	12	48	—	9	—	10	—	6.9	16100	—	36	—	3.2	107	6	5	5	19	6	—	
701#	47	—	—	34	26	15	1	4	—	5	—	5.6	—	—	9	—	3.9	94	—	4	4	2	—	—	
702	91	7	—	29	20	40	3	9	—	11	—	5.6	13800	—	28	3	4.3	106	7	3	3	16	2	1	
703	58	24	—	28	17	29	2	5	—	9	—	5.2	—	—	18	2	3.6	116	11	1	1	11	3	—	
704	197	33	—	39	9	61	—	20	—	22	—	6.2	17300	22	39	—	4.1	121	26	7	7	9	8	3	
705	65	5	9	29	25	22	—	6	—	7	—	5.6	15500	—	15	—	3.7	90	7	2	2	8	3	—	
706	83	—	—	31	15	29	1	8	—	7	1	5.4	11300	—	21	—	4.2	126	—	2	2	7	—	1	
707	34	—	—	53	9	9	1	4	—	2	—	—	—	—	7	—	5.1	106	—	1	1	1	3	—	
708	63	16	—	27	32	22	—	3	—	7	—	5.9	—	—	15	—	3.7	123	13	1	1	4	2	—	
709	62	8	—	29	13	21	1	8	—	8	—	5.3	—	14	13	1	4.4	117	—	—	—	9	3	—	
710	76	22	—	41	4	25	6	12	—	8	—	5.5	13600	—	17	6	4.0	105	12	1	—	3	—	—	
711	57	—	—	26	25	27	—	7	—	5	—	6.4	—	—	22	—	4.5	130	—	1	1	13	7	1	
712#	45	—	—	27	20	18	6	8	—	9	1	5.4	15200	—	11	5	2.1	123	—	1	—	7	4	2	
713	69	—	35	22	46	16	1	2	—	5	—	4.0	—	—	9	1	4.4	152	—	1	2	6	—	—	
714	53	34	—	32	17	21	—	6	2	3	—	—	—	—	17	—	3.3	124	—	1	1	10	3	2	
715	76	51	—	51	3	18	—	10	—	7	—	5.9	14300	29	19	—	4.3	98	46	8	8	3	2	—	
801	90	59	—	48	3	30	4	6	—	8	—	5.1	—	50	19	4	3.2	102	53	10	7	3	9	—	
802	44	82	—	41	7	15	3	6	—	7	—	5.9	—	57	8	3	2.8	104	100	3	3	4	1	—	
803#	51	39	—	31	14	19	3	8	—	9	—	7.0	16600	11	10	3	2.7	102	30	3	3	6	2	—	
804	54	33	—	35	9	17	—	4	—	7	—	6.4	—	14	9	—	3.7	94	44	3	3	4	1	—	
805	55	4	—	18	16	19	—	2	—	7	—	6.0	—	—	12	7	3.8	108	8	2	2	7	1	—	
806	33	27	—	21	18	16	3	7	—	9	—	5.6	18400	22	7	3	2.9	89	—	—	—	1	2	—	
807	44	—	—	39	16	14	—	14	—	11	—	6.9	19300	—	2	—	—	—	—	1	1	3	2	—	
808	44	39	—	39	9	14	—	8	—	10	—	6.1	19100	20	4	—	—	—	—	—	—	3	2	—	
809#	87	—	—	45	—	26	3	5	—	10	1	5.1	15500	—	16	2	2.8	146	—	6	6	3	5	1	
810	5	—	80	—	80	1	—	—	—	—	—	—	—	—	—	—	—	—	—	—	—	—	—	—	
811	29	17	—	28	24	12	—	6	—	6	—	6.2	21000	—	6	—	4.7	114	17	—	—	4	—	—	
812	47	—	—	43	15	15	—	6	—	7	—	6.4	—	—	7	—	4.7	116	—	2	2	4	—	—	
813	53	—	—	26	23	21	—	10	—	9	—	5.6	21100	—	12	—	4.1	120	—	1	1	3	2	1	
814#	85	4	—	27	27	36	4	14	—	13	—	5.1	17300	—	23	4	4.0	123	4	2	2	14	4	—	
8514	5835	5	2	31	17	1985	26	1149	21	1126	9	5.6	18800	2	811	16	4.3	117	5	129	128	361	176	41	
101	2	—	—	—	—	1	—	—	—	—	—	—	—	—	—	—	—	—	—	—	—	1	—	—	
103	23	—	—	17	26	8	—	8	—	7	—	5.7	29500	—	1	—	—	—	—	—	—	1	—	—	
104	36	—	—	33	14	10	—	10	—	10	—	5.7	21900	—	—	—	—	—	—	—	—	1	—	—	
105	56	—	—	38	16	16	—	12	—	13	—	5.8	21100	—	3	—	—	—	—	—	—	2	—	—	
106	77	—	—	30	8	25	—	9	—	8	—	5.5	20800	—	17	1	4.6	134	—	1	1	3	1	—	
107	24	—	—	42	21	8	1	5	—	7	1	7.3	33800	—	1	—	—	—	—	—	—	4	1	—	
108	35	—	—	20	34	16	—	12	—	12	—	6.1	29400	—	3	—	—	—	—	—	—	3	1	—	
109	57	—	—	40	18	16	1	14	—	11	1	6.7	25000	—	5	—	5.8	—	—	1	—	3	1	—	
110	46	—	—	20	26	17	—	11	—	14	—	6.1	22900	—	3	—	—	—	—	—	1	1	2	1	—
111	45	—	—	24	9	17	—	10	—	12	—	5.6	18800	—	5	—	4.6	130	—	—	—	4	—	—	
201	67	—	—	19	19	30	—	14	—	16	—	5.5	17800	—	14	—	4.5	110	—	1	1	11	4	—	
202	67	—	—	27	9	22	—	8	—	11	—	5.8	19100	—	10	—	4.6	133	—	3	3	5	2	1	
203	54	—	—	33	30	20	2	11	—	15	1	6.3	16400	—	4	—	—	—	—	—	—	4	4	—	
204	63	—	—	35	11	21	—	15	—	11	—	6.3	20700	—	10	—	5.0	113	—	—	—	2	2	—	
205#	46	—	—	11	28	21	2	9	—	7	—	5.3	16500	—	13	2	4.3	102	—	—	—	6	—	—	
206	64	—	—	33	13	22	—	6	—	10	—	7.4	25600	—	12	—	4.3	132	—	—	—	6	—	—	
207	238	—	—	38	7	83	—	20	8	19	—	6.2	17700	—	58	—	4.7	159	—	5	5	10	15	3	
208	54	—	—	32	11	20	—	10	—	10	—	6.5	16900	—	10	—	2.9	111	—	2	2	6	1	—	
209#	136	—	—	30	15	55	—	16	8	16	—	5.4	20900	—	37	—	4.0	108	—	3	3	22	6	2	
210	168	5	—	30	13	56	—	40	—	37	—	5.7	18100	3	17	—	4.0	129	6	5	5	6	4	2	
301	50	2	—	32	18	19	—	11	—	10	—	5.1	12500	10	9	—	4.0	109	—	—	—	6	3	—	
302#	279	22	34	37	29	42	—	11	5	12	—	5.9	21300	—	30	—	4.7	79	40	12	12	3	10	—	
303	125	—	—	20	26	49	—																		

Table 2. Characteristics of Housing Units and Population, by Blocks: 1970—Con.

Kane County, Ill.

(Data exclude vacant seasonal and vacant migratory housing units. For minimum base for derived figures (percent, average, etc.) and meaning of symbols, see text)

Blocks Within Census Tracts	Percent of total population				Year-round housing units				Occupied housing units														
	Total population	Negro	In group quarters	Under 18 years and over	Total	Lacking some or all plumbing facilities	Units in—		Owner				Renter				1.01 or more persons per room		With all plumbing facilities	One-person households	With female head of family	With roomers, boarders, or lodgers	
							One-unit structures	Structures of 10 or more units	Total	Lacking some or all plumbing facilities	Average number of rooms	Average value (dollars)	Percent Negro	Total	Lacking some or all plumbing facilities	Average number of rooms	Average contract rent (dollars)	Percent Negro					Total
502	115	21	37	11	39	2	20	23	1	5.6	13600	13	16	1	4.1	110	25	4	4	8	2	—	
503	72	—	18	19	28	—	10	13	—	5.0	13200	—	15	—	4.0	105	—	2	2	5	2	—	
504	17	—	53	—	4	—	—	—	—	—	—	—	—	—	—	—	—	—	—	—	—	—	
505	46	—	30	26	19	—	11	13	—	5.7	21800	—	5	—	4.0	127	—	—	—	5	—	—	
506	44	—	26	20	15	—	15	13	—	5.5	23300	—	2	—	—	—	—	—	—	—	1	—	
507	58	—	35	21	18	—	18	17	—	5.5	19900	—	1	—	—	—	—	2	2	1	1	—	
508	67	—	25	28	24	—	24	23	—	5.3	22500	—	1	—	—	—	—	—	—	3	3	—	
509	71	—	32	14	21	—	21	20	—	5.7	21900	—	1	—	—	—	—	—	—	—	—	—	
510	87	—	36	18	28	—	26	25	—	5.2	19000	—	3	—	—	—	—	1	1	4	3	—	
512	71	—	24	25	28	—	26	24	—	4.9	18800	—	4	—	—	—	—	—	—	7	—	—	
513	73	—	34	19	32	2	19	21	—	5.4	19500	—	9	2	3.8	94	—	1	1	13	1	—	
514	89	—	33	18	35	1	16	19	—	5.4	15900	—	15	1	4.1	108	—	1	1	9	2	—	
601	98	—	25	21	39	2	22	26	1	5.2	16300	—	13	1	3.9	101	—	2	2	11	4	1	
602	128	11	32	20	47	1	19	20	—	5.3	17400	5	27	1	4.1	110	11	5	5	10	10	—	
603	206	24	40	8	66	3	31	31	2	5.7	14000	10	30	—	3.8	100	30	8	8	13	5	3	
604	49	—	33	16	16	—	10	13	—	5.5	14300	—	2	—	—	—	—	—	—	—	3	—	
605	14	—	14	21	6	—	3	2	—	—	—	—	4	—	—	—	—	—	1	—	1	—	
606	22	—	23	18	10	—	8	7	—	6.1	12100	—	2	—	—	—	—	—	3	1	—	—	
607	43	—	26	23	20	—	12	12	—	5.8	17800	—	6	—	4.0	142	—	1	1	7	3	—	
608	94	6	28	17	33	—	15	17	—	6.0	14200	6	16	—	4.2	100	—	—	6	6	3	—	
609	93	3	32	7	36	—	10	13	—	5.0	15800	—	22	—	3.8	104	5	1	1	9	4	1	
610	69	—	32	25	22	—	11	11	—	5.8	13400	—	11	—	5.0	115	—	2	2	4	1	2	
611	34	—	24	21	11	—	10	10	—	5.4	18600	—	1	—	—	—	—	1	1	3	4	1	
701	13	—	8	23	7	—	2	2	—	—	—	—	5	—	2.8	100	—	—	4	1	1	—	
702	18	—	20	40	5	—	4	4	—	—	—	—	1	—	—	—	—	—	1	—	—	—	
703	18	—	17	33	7	—	7	6	—	5.5	16500	—	—	—	—	—	—	1	1	—	1	—	
704	28	—	32	11	11	—	4	6	—	4.8	—	—	5	—	4.0	122	—	—	2	2	—	—	
705	20	—	40	5	7	—	7	6	—	5.3	21300	—	1	—	—	—	—	—	1	—	—	—	
706	35	—	43	11	9	—	7	7	—	5.0	21100	—	2	—	—	—	—	2	2	—	—	—	
707	29	—	17	35	11	—	10	10	—	5.5	23600	—	1	—	—	—	—	—	—	1	—	—	
708	11	—	18	36	5	—	5	4	—	—	—	—	1	—	—	—	—	—	1	—	—	—	
709	23	—	30	—	7	—	6	3	—	—	—	—	4	—	—	—	—	1	1	—	—	—	
710	14	—	21	—	8	2	3	4	—	—	—	—	4	—	—	—	—	—	6	—	—	—	
711	20	—	45	5	7	—	7	5	—	5.8	18800	—	2	—	—	—	—	—	2	2	—	—	
712	48	—	23	21	16	1	13	10	—	5.7	17900	—	5	1	3.8	124	—	2	2	2	2	2	
801	36	—	28	14	12	—	8	9	—	5.0	19100	—	3	—	—	—	—	2	2	2	—	—	
802	34	—	29	35	12	—	11	9	—	4.7	18400	—	3	—	—	—	—	1	1	3	—	—	
803	51	—	28	16	16	—	13	10	—	5.8	18000	—	6	—	5.0	—	—	1	1	1	3	1	
804	17	—	26	29	8	—	5	6	—	6.2	—	—	3	—	—	—	—	—	2	1	—	—	
805	50	—	42	8	13	—	10	7	—	4.9	12900	—	5	—	4.8	—	—	2	2	1	—	—	
806	60	—	52	3	15	—	15	14	—	5.4	20100	—	1	—	—	—	—	2	2	3	—	—	
807	34	—	38	—	11	—	9	10	—	5.5	21300	—	—	—	—	—	—	—	1	2	—	—	
808	35	—	37	14	12	—	12	10	—	4.7	16900	—	2	—	—	—	—	1	1	2	—	—	
809	32	—	22	19	10	—	10	8	—	4.5	16600	—	2	—	—	—	—	—	—	—	—	—	
810	42	—	31	12	14	—	14	12	—	4.9	15900	—	2	—	—	—	—	1	1	—	2	1	
811	34	—	32	6	12	—	10	10	—	4.8	15900	—	2	—	—	—	—	2	2	3	—	—	
812	54	—	35	4	16	—	11	8	—	4.8	12100	—	8	—	5.0	110	—	3	3	2	—	1	
8515	760	2	33	15	268	10	154	134	1	5.3	16100	2	126	8	4.1	107	2	21	20	53	29	7	
102	48	19	40	6	17	4	3	2	—	—	—	—	14	4	3.5	108	14	4	3	3	3	—	
103	4	—	—	—	3	—	—	—	—	—	—	—	—	—	—	—	—	—	—	—	—	—	
104	76	—	36	8	22	1	18	13	—	5.6	14000	—	9	1	4.6	79	—	3	3	5	4	—	
106	26	—	27	23	10	—	2	2	—	—	—	—	8	—	4.0	103	—	—	—	—	—	—	
107	45	—	29	20	19	—	9	10	—	6.3	16400	—	7	—	3.9	109	—	1	1	1	2	—	
109	232	—	31	21	85	2	53	49	—	5.1	16900	—	34	1	4.0	113	—	2	2	17	7	2	
110	63	—	38	14	20	—	7	10	—	5.2	15600	—	10	—	4.1	124	—	3	3	3	1	—	
114	55	—	46	11	13	—	8	7	—	5.6	15600	—	5	—	5.2	106	—	3	3	3	—	—	
115	66	11	30	12	22	—	17	14	—	5.4	13200	14	7	—	3.9	107	—	1	1	4	4	1	
116	6	—	—	—	2	—	—	—	—	—	—	—	—	—	—	—	—	—	—	—	—	—	
118	33	—	30	6	12	—	4	4	—	—	—	—	8	—	4.9	111	—	—	3	—	—	—	
119	24	—	25	4	11	—	6	4	—	—	—	—	7	—	3.9	91	—	1	1	4	—	—	
120	8	—	25	4	11	—	6	4	—	—	—	—	—	—	—	—	—	—	—	—	—	—	
122	14	—	29	7	4	—	—	—	—	—	—	—	—	—	—	—	—	—	—	—	—	—	
123	17	—	29	35	7	—	—	—	—	—	—	—	—	—	—	—	—	—	—	—	—	—	
124	16	—	25	13	7	—	5	3	—	—	—	—	5	—	3.2	97	—	—	—	—	—	—	
125	24	—	38	17	8	—	7	6	—	—	—	—	4	—	—	—	—	—	3	2	—	—	
126	3	—	—	—	1	—	—	6	—	4.8	15800	—	2	—	—	—	—	1	1	2	—	—	
8516	9075	5	38	20	26	2107	37	1287	126	9	5.5	19500	1	793	28	4.0	122	3	73	72	466	178	47
101	310	15	42	4	102	—	3	8	94	—	—	—	97	—	4.1	137	13	6	6	8	18	1	
102	108	2	27	16	45	—	3	10	—	5.7	25600	—	33	3	3.6	117	6	4	3	16	6	2	
103	115	—	29	17	43	—	20	21	—	6.1	17800	—	20	—	3.4	133	—	—	9	5	5	2	
104	79	6	37	14	33	2	10	10	—	4.8	—	10	21	2	3.9	114	5	1	1	8	6	1	
105	41	—	17	12	16	—	6	8	—	5.6	16900	—	10	—	4.1	110	—	—	5	1	—	—	
106	32	—	19	22	10	—	10	7	—	4.9	17100	—	4	—	—	—	—	—	3	—	—	—	
107	27	—	30	11	11	—	7	6	—	6.0	14300	—	17	2	3.2	128	—	—	4	1	—	—	
108	53	2	34	26	23	2	7	12	—	5.8	18000	—	4	—	—	—	—	2	2	12	—	—	
109	47	—	34																				

Table 2. Characteristics of Housing Units and Population, by Blocks: 1970—Con.

Kane County, Ill.

[Data exclude vacant seasonal and vacant migratory housing units. For minimum base for derived figures (percent, average, etc.) and meaning of symbols, see text]

Blocks Within Census Tracts	Percent of total population				Year-round housing units					Occupied housing units															
	Total population	Negro	In group quarters	Under 18 years and over	Total	Units in—		Owner			Renter				1.01 or more persons per room		With roomers, boarders, or lodgers								
						Lacking some or all plumbing facilities	One-unit structures	Structures of 10 or more units	Total	Lacking some or all plumbing facilities	Average number of rooms	Average value (dollars)	Percent Negro	Total	Lacking some or all plumbing facilities	Average number of rooms	Average contract rent (dollars)	Percent Negro	Total	With all plumbing facilities	One-person households	With female head of family			
																							10 or more units	With all plumbing facilities	One-person households
205	49	-	-	37	18	18	-	16	-	10	-	6.2	20000	-	8	-	5.1	84	-	-	-	-	7	2	-
206	78	-	-	22	18	33	1	14	-	21	-	4.9	22100	-	12	1	4.0	120	-	-	-	-	6	4	2
207	60	-	-	28	25	20	1	17	-	14	1	5.4	16300	-	6	-	5.3	124	-	-	-	-	2	2	1
208	31	-	-	26	32	12	-	12	-	11	-	5.4	20300	-	1	-	-	-	-	-	-	-	1	-	-
209#	41	-	-	37	22	14	-	10	-	9	-	5.8	16300	-	5	-	4.6	143	-	2	2	-	2	-	-
210	38	-	-	37	24	13	-	13	-	13	-	5.3	17000	-	7	-	-	-	-	-	-	-	3	1	-
211	40	-	-	18	28	17	-	11	-	10	-	5.4	16800	-	7	-	4.4	109	-	-	-	-	6	2	-
212	69	-	-	22	23	28	-	21	-	19	-	5.4	18400	-	9	-	4.2	119	-	1	1	-	8	1	1
213	66	-	-	26	33	27	-	25	-	23	-	5.7	21000	-	4	-	-	-	-	-	-	-	8	1	1
214	78	-	-	27	35	30	2	28	-	25	1	5.8	19200	-	5	1	3.8	-	-	-	-	-	9	2	3
215	65	-	-	22	25	30	-	23	-	21	-	5.3	20400	-	7	-	3.3	93	-	-	-	-	8	2	-
216	13	-	-	15	31	5	-	3	-	4	-	-	-	-	1	-	-	-	-	-	-	-	-	2	-
217	66	-	-	46	12	19	-	15	-	14	-	6.1	18900	-	5	-	4.2	-	-	-	-	-	5	1	-
301	52	-	-	15	33	26	-	17	-	16	-	5.1	21400	-	8	-	3.9	129	-	1	1	-	7	2	1
302	54	-	-	19	28	29	-	2	-	8	-	5.1	-	-	20	-	3.6	113	-	-	-	-	13	2	-
303	71	-	-	30	21	27	1	12	-	11	1	5.1	14900	-	16	-	4.2	134	-	4	4	-	7	1	2
304	52	-	-	17	25	21	-	6	-	10	-	5.2	17000	-	11	-	3.9	141	-	1	1	-	4	1	2
305	85	-	-	38	11	31	1	12	-	15	1	5.5	14800	-	16	-	4.1	129	-	1	1	-	10	-	2
307	6	-	-	17	5	7	-	7	-	4	-	-	-	-	-	-	-	-	-	-	-	-	-	-	-
308	25	-	-	40	20	7	-	3	-	7	-	5.7	21400	-	-	-	-	-	-	-	-	-	1	-	-
309	93	-	-	29	12	39	1	13	-	14	-	5.9	17100	-	23	1	4.1	98	-	-	-	-	11	7	3
310	90	-	-	34	17	31	-	16	-	17	-	5.8	17200	-	14	-	3.9	105	-	2	2	-	6	3	1
311	103	-	-	37	8	36	1	9	-	18	-	5.3	19700	-	16	1	3.8	133	-	1	1	-	9	2	1
312#	52	-	-	37	19	18	-	11	-	10	-	6.2	15300	-	6	-	4.5	115	-	2	2	-	3	4	1
313	45	-	-	31	19	18	-	10	-	11	-	5.0	15900	-	7	-	4.3	124	-	1	1	-	7	-	-
314	55	-	-	24	15	23	-	13	-	13	-	4.9	19000	-	9	-	4.1	127	-	-	-	-	4	3	1
315	10	-	-	-	40	5	-	3	-	4	-	-	-	-	1	-	-	-	-	-	-	-	-	-	-
316	10	-	-	20	14	4	-	-	-	-	-	-	-	-	-	-	-	-	-	-	-	-	-	-	-
317	56	-	-	39	14	16	-	12	-	12	-	5.5	21600	-	4	-	-	-	-	-	-	-	2	2	-
318	3334	9	100	4	39	4	-	-	-	-	-	-	-	-	-	-	-	-	-	-	-	-	-	-	-
402	107	-	-	28	20	38	-	38	-	36	-	4.9	21700	-	1	-	-	-	-	-	-	-	1	1	-
403	40	-	-	28	15	13	-	7	-	11	-	5.7	21600	-	2	-	-	-	-	-	-	-	1	-	-
404	34	-	-	44	-	11	1	7	-	7	-	5.0	21300	-	3	-	-	-	-	-	-	-	-	-	-
405	24	-	-	42	-	6	-	6	-	6	-	5.2	20600	-	-	-	-	-	-	-	-	-	-	-	-
406	35	-	-	29	17	12	-	12	-	10	-	5.8	22800	-	1	-	-	-	-	-	-	-	1	1	-
407	59	-	-	20	12	23	-	21	-	22	-	5.1	21000	-	1	-	-	-	-	-	-	-	3	1	-
408	96	-	-	30	5	31	-	31	-	30	-	5.3	23800	-	-	-	-	-	-	-	-	2	2	-	-
409	78	-	-	18	21	33	-	24	-	27	-	5.2	21400	-	6	-	3.7	121	-	-	-	-	10	2	-
410	35	-	-	23	11	13	-	13	-	12	-	5.1	20200	-	1	-	-	-	-	-	-	-	1	1	-
411	91	-	-	26	25	34	1	28	-	26	-	5.5	21400	-	8	1	3.9	97	-	1	1	-	5	3	-
412	35	-	-	26	11	14	-	9	-	5	-	5.4	18300	-	9	-	4.7	98	-	1	1	-	3	1	-
413#	53	-	-	40	9	19	3	8	-	9	-	6.1	18400	-	10	3	2.8	121	-	1	1	-	5	2	-
414#	58	3	-	21	22	28	7	8	-	11	-	5.0	17300	-	17	7	2.7	139	6	1	1	-	11	2	1
415	127	-	-	33	11	47	-	24	-	29	-	5.7	17600	-	18	-	3.7	110	-	1	1	-	11	7	-
416	73	-	-	22	19	25	2	21	-	18	1	5.4	17400	-	7	1	4.3	109	-	-	-	-	3	2	1
417	38	-	-	37	29	13	-	11	-	10	-	5.5	16000	-	3	-	-	-	-	-	-	-	3	-	-
418	54	4	-	13	26	23	-	21	-	21	-	5.0	22100	5	2	-	-	-	-	-	-	-	2	1	3
419	87	32	-	35	20	30	-	28	-	26	-	5.2	18200	23	4	-	-	-	-	-	-	2	2	-	-
420	43	-	-	19	12	15	-	15	-	15	-	4.7	25500	-	-	-	-	-	-	-	-	-	-	-	-
421	27	-	-	26	15	9	-	9	-	9	-	5.9	33300	-	-	-	-	-	-	-	-	-	1	1	-
501	69	-	-	51	4	18	1	18	-	14	-	5.9	27500	-	4	-	-	-	-	-	-	-	1	1	-
502	31	-	-	32	23	12	-	12	-	12	-	5.4	21900	-	-	-	-	-	-	-	-	-	1	1	-
503#	25	-	-	32	12	13	-	5	-	3	-	-	-	-	8	-	1.6	139	-	4	4	-	4	-	-
504	33	-	-	21	9	12	-	10	-	8	-	5.3	20500	-	4	-	-	-	-	-	-	-	-	1	-
505	45	-	-	27	24	17	1	17	-	15	-	5.1	18800	-	2	-	-	-	-	-	-	-	1	4	-
506	69	-	-	36	6	21	-	15	-	15	-	5.3	20400	-	6	-	4.8	129	-	1	1	-	-	5	-
507	40	-	-	28	10	13	1	8	-	9	1	5.2	25200	-	4	-	-	-	-	-	-	-	1	1	-
508	22	-	-	27	9	8	-	6	-	7	-	5.3	18500	-	1	-	-	-	-	-	-	-	1	1	-
509	33	-	-	36	15	13	-	11	-	12	-	4.8	18400	-	1	-	-	-	-	-	-	-	6	2	-
510	40	-	-	48	13	9	-	9	-	8	-	6.1	20600	-	1	-	-	-	-	-	-	-	1	1	-
511	26	-	-	35	4	9	1	6	-	5	-	6.6	18000	-	4	-	-	-	-	-	-	-	2	1	-
512	189	-	-	29	20	71	1	50	-	56	1	5.5	20300	2	11	-	3.8	111	-	1	1	-	10	3	2
513	77	8	-	38	7	25	1	13	-	14	1	5.6	14500	7	10	-	4.1	106	-	1	1	-	4	-	-
514	48	-	-	25	15	19	-	14	-	13	-	5.6	17500	-	6	-	4.7	161	-	-	-	-	6	1	-
515	19	-	-	11	47	12	-	10	-	10	-	4.9	18500	-	2	-	-	-	-	-	-	-	7	1	-
516#	47	-	-	38	6	15	-	9	-	9	-	5.7	17500	-	6	-	3.7	138	-	-	-	-	2	1	-
517	30	-	-	17	13	8	-	8	-	7	-	5.0	18900	-	1	-	-	-	-	-	-	-	-	2	1
518	33	30	-	30	18	10	-	10	-	7	-	5.7	13200	-	3	-	-	-	-	-	-	-	3	1	1
519	34	-	-	35	18	11	-	11	-	10	-	5.3	17600	-	1	-	-	-	-	-	-	-	2	1	1
520	35	-	-	26	43	15	-	15	-	14	-	5.4	15900	-	1	-	-	-	-	-	-	-	3	3	-
521	87	-	-	23	21	33	1	20	-	19	1	5.8	14400	-	14	-	4.0	105	-	2	2	-	8	2	-
522	26	-	-	39	8	7	-	5	-	5	-	7.0	17300	-											

Table 2. Characteristics of Housing Units and Population, by Blocks: 1970—Con.

Kane County, Ill.

[Data exclude vacant seasonal and vacant migratory housing units. For minimum base for derived figures (percent, average, etc.) and meaning of symbols, see text]

Blocks Within Census Tracts	Percent of total population				Year-round housing units				Occupied housing units															
	Total population	Negro	In group quarters	Under 18 years and over	Total	Units in—		Owner				Renter				1.01 or more persons per room		With roomers, boarders, or lodgers						
						One-unit structures	Structures of 10 or more units	Total	Lacking some or all plumbing facilities	Average number of rooms	Average value (dollars)	Percent Negro	Total	Lacking some or all plumbing facilities	Average number of rooms	Average contract rent (dollars)	Percent Negro	Total	With all plumbing facilities	One-person households	With female head of family			
																							Lacking some or all plumbing facilities	Average number of rooms
811	22	—	—	50	—	7	—	5	—	5.4	17500	—	1	—	—	—	—	1	1	1	1	—		
812	22	—	—	46	—	6	—	5	—	5.0	15500	—	1	—	—	—	—	1	1	—	1	—		
814	44	—	—	32	18	15	1	14	1	5.6	14600	—	1	—	—	—	—	1	1	3	1	—		
901	460	—	—	37	6	144	1	123	1	4.8	23700	—	18	—	4.6	118	—	9	9	10	7	2		
904	141	—	—	36	5	49	1	29	—	5.0	22000	—	20	1	3.6	96	—	4	4	9	1	—		
905	54	6	—	41	9	17	—	16	—	5.4	25500	6	—	—	—	—	1	1	2	1	—			
906	6	—	—	17	50	4	—	—	—	—	—	—	—	—	—	—	—	—	—	—	—	—		
907	36	—	—	19	19	13	—	9	—	5.6	22400	—	4	—	—	—	—	—	2	—	—	—		
913	10	—	—	70	—	2	—	—	—	—	—	—	—	—	—	—	—	—	—	—	—	—		
914	9	—	—	56	22	2	—	—	—	—	—	—	—	—	—	—	—	—	—	—	—	—		
915	3	—	—	—	—	1	—	—	—	—	—	—	—	—	—	—	—	—	—	—	—	—		
917	176	—	—	47	7	52	—	14	—	—	—	—	43	—	4.5	102	—	12	12	1	3	1		
E519	8175	—	1	38	6	2450	10	1529	111	1443	6	5.9	30800	—	961	4	4.1	169	1	121	119	215	91	27
101	784	—	—	34	5	269	2	80	23	87	1	6.4	43400	—	178	1	3.8	168	1	9	8	39	10	2
102	63	—	—	37	10	20	—	10	—	13	—	6.4	41800	—	7	—	4.6	175	—	2	2	2	1	1
103	203	—	—	48	4	50	—	44	—	49	—	6.2	36500	—	1	—	—	—	—	2	2	2	2	—
104	80	—	—	45	3	20	—	20	—	20	—	5.7	30800	—	—	—	—	—	—	2	2	2	—	—
105	107	—	—	38	3	27	—	27	—	25	—	6.0	31100	—	2	—	—	—	—	2	2	2	—	—
106	84	—	—	44	7	23	—	23	—	12	—	5.6	30200	—	—	—	—	—	—	2	2	—	—	—
107	47	—	—	40	2	12	—	12	—	17	—	6.4	26300	—	—	—	—	—	—	2	2	—	—	—
108	61	—	—	43	5	18	—	18	—	17	—	5.9	32900	—	—	—	—	—	—	—	—	—	—	—
109	94	—	—	39	3	26	—	26	—	26	—	5.9	34400	—	—	—	—	—	—	1	1	—	—	—
110	93	—	—	43	1	22	—	22	—	22	—	6.3	37900	—	—	—	—	—	—	1	1	—	—	—
111	98	—	—	41	8	26	—	26	—	25	—	6.5	36800	—	—	—	—	—	—	—	—	—	—	—
202	13	—	—	39	7	—	—	—	—	4	—	—	—	—	—	—	—	—	—	—	—	—	—	—
203	26	—	—	42	15	7	—	—	—	—	—	—	—	—	—	—	—	—	—	—	—	—	—	—
204	32	—	—	31	22	14	—	13	—	8	—	4.5	14500	—	5	—	4.6	—	—	1	1	6	1	—
205	27	—	—	30	22	10	—	10	—	7	—	5.7	18400	—	2	—	—	—	—	1	1	1	1	—
206	32	—	—	41	3	8	1	8	—	8	1	5.1	18800	—	—	—	—	—	—	1	1	1	—	—
207	38	—	—	37	3	11	—	11	—	9	—	5.4	19700	—	2	—	—	—	—	1	1	1	—	—
208	19	—	—	21	11	6	—	6	—	4	—	—	—	—	—	—	—	—	4	4	2	3	—	—
209	117	—	—	46	5	27	1	24	—	23	—	5.7	26300	—	4	—	—	—	—	4	4	—	—	—
210	24	—	—	25	8	8	—	8	—	8	—	5.4	25900	—	—	—	—	—	—	1	1	1	—	—
211	109	—	—	39	4	29	—	29	—	29	—	5.3	25000	—	—	—	—	—	—	4	4	1	—	—
212	84	—	—	48	6	20	—	20	—	17	—	5.4	19200	—	3	—	—	—	—	1	1	2	—	—
213	41	—	—	42	7	12	—	12	—	10	—	5.2	16400	—	2	—	—	—	—	1	1	2	—	—
214	19	—	—	32	16	6	—	6	—	6	—	5.0	14600	—	—	—	—	—	—	1	1	1	—	—
215	45	—	—	51	2	11	—	11	—	6	—	5.3	17500	—	5	—	4.8	125	—	3	3	1	2	—
216	64	—	—	44	5	17	1	17	—	14	1	5.0	16300	—	3	—	—	—	—	1	1	2	—	—
217	58	—	—	28	16	19	1	19	—	14	1	5.9	22100	—	5	—	5.4	134	—	—	—	2	2	1
301	194	—	—	42	4	48	—	48	—	47	—	6.8	39000	—	1	—	—	—	—	1	1	—	—	—
302	71	1	—	44	4	19	—	19	—	19	—	6.3	32000	—	—	—	—	—	—	—	—	—	—	—
303	160	—	—	43	4	47	—	21	—	27	—	5.3	30000	—	19	—	4.6	189	—	—	—	1	3	—
304	145	—	—	28	3	55	—	4	—	5	—	7.4	—	—	49	—	4.0	175	—	—	—	4	2	3
305	217	—	43	29	37	29	—	23	—	24	—	6.9	42300	—	5	—	4.8	—	—	3	3	2	5	—
306	242	—	—	31	6	99	—	21	13	20	—	6.7	44800	—	49	—	4.1	170	—	2	2	19	5	3
307	163	—	—	23	10	68	—	10	—	18	—	5.8	34800	—	48	—	3.9	171	—	—	—	9	3	1
308	85	—	—	19	19	39	—	9	—	9	—	5.0	32100	—	29	—	3.8	187	—	—	—	9	1	1
309	95	—	—	47	3	24	—	24	—	24	—	5.9	33400	—	2	—	—	—	—	2	2	—	—	—
310	64	—	—	42	—	18	—	17	—	16	—	5.6	30600	—	—	—	—	—	—	—	—	1	—	—
311	224	—	—	34	6	74	—	32	—	34	—	5.4	31200	—	40	—	4.0	162	—	4	4	7	3	—
312	105	—	—	38	6	29	—	23	—	23	—	6.0	30300	—	6	—	5.3	183	—	—	—	—	2	—
313	74	—	—	47	1	19	—	18	—	18	—	5.8	28200	—	1	—	—	—	—	1	1	1	—	—
314	190	—	—	48	4	46	—	38	—	36	—	5.6	30000	—	10	—	6.0	186	—	4	4	—	2	—
315	91	—	—	34	9	27	—	15	—	22	—	5.5	36200	—	5	—	5.4	175	—	1	1	1	—	—
316	343	—	—	22	8	149	—	11	—	11	—	5.4	31100	—	136	—	3.7	160	—	5	5	35	7	5
317	140	1	—	26	2	58	—	—	—	2	—	—	—	—	50	—	4.1	182	2	3	3	6	2	
318	263	1	—	26	1	109	—	2	71	—	—	—	—	—	103	—	3.9	174	1	—	—	10	2	2
405	8	—	—	25	13	3	—	—	—	—	—	—	—	—	—	—	—	—	—	—	—	—	—	—
406	19	—	—	47	—	4	—	—	—	—	—	—	—	—	—	—	—	—	—	—	—	—	—	—
407	62	—	—	45	5	17	—	17	—	16	—	5.4	18500	—	1	—	—	—	—	2	2	—	—	—
408	79	—	—	49	—	20	—	20	—	19	—	5.2	21900	—	1	—	—	—	—	2	2	—	—	—
409	24	—	—	42	—	7	—	7	—	7	—	5.3	32100	—	—	—	—	—	—	—	—	—	—	—
410	41	—	17	46	12	9	—	8	—	9	—	4.6	19600	—	—	—	—	—	—	1	1	—	—	—
411	33	—	—	36	6	11	—	11	—	9	—	5.7	23200	—	1	—	—	—	—	—	—	—	—	—
412	17	—	—	24	18	5	—	5	—	5	—	5.6	21000	—	—	—	—	—	—	—	—	—	—	—
413	38	—	—	50	—	8	—	8	—	7	—	5.3	20800	—	1	—	—	—	—	2	2	—	—	—
501	77	—	—	27	16	27	—	27	—	22	—	5.0	20200	—	4	—	—	—	—	1	1	7	—	—
502	105	—	—	42	6	27	—	27	—	20	—	5.1	14100	—	7	—	5.6	115	—	3	3	1	2	—
503	74	—	—	37	10	20	1	20	—	16	—	5.4	22700	—	4	—	—	—	—	3	3	3	—	—
504	30	—	—</																					

Table 2. Characteristics of Housing Units and Population, by Blocks: 1970—Con.

Kane County, Ill.

[Data exclude vacant seasonal and vacant migratory housing units. For minimum base for derived figures (percent, average, etc.) and meaning of symbols, see text]

Blocks Within Census Tracts	Percent of total population				Year-round housing units				Occupied housing units															
	Total population	Negro	In group quarters	Under 18 years and over	Total	Lacking some or all plumbing facilities	Units in—		Owner			Renter			1.01 or more persons per room		One-person households	With female head of family	With roomers, boarders, or lodgers					
							Structures of 10 or more units	One-unit structures	Total	Lacking some or all plumbing facilities	Average number of rooms	Average value (dollars)	Percent Negro	Total	Lacking some or all plumbing facilities	Average number of rooms				Average contract rent (dollars)	Percent Negro	Total	With all plumbing facilities	
923	47	-	-	51	2	11	-	11	-	11	-	5.2	23800	-	-	-	-	-	2	2	-	-	-	
8521	2020	1	-	43	5	533	15	513	-	442	9	6.7	40700	1	70	4	5.2	156	-	43	40	27	9	4
101	20	-	-	40	5	5	-	5	-	5	-	6.6	35000	-	-	-	-	-	-	-	-	-	-	-
103	9	-	-	22	33	3	-	3	-	3	-	-	-	-	-	-	-	-	-	-	-	-	-	-
105	24	-	-	54	-	5	-	5	-	5	-	-	-	-	-	-	-	-	-	-	-	-	-	-
106	204	6	-	43	9	56	1	56	-	51	1	4.8	17600	4	2	3	-	-	11	11	5	1	-	-
107	9	-	-	44	-	2	-	2	-	2	-	-	-	-	-	-	-	-	-	-	-	-	-	-
108#	70	-	-	30	11	24	1	24	-	18	1	6.2	32800	-	5	-	4.4	79	-	1	1	2	2	-
109	8	-	-	25	4	4	-	4	-	4	-	-	-	-	-	-	-	-	-	-	-	-	-	-
110	14	-	-	36	14	6	-	6	-	6	-	-	-	-	-	-	-	-	-	-	-	-	-	-
111	22	-	14	32	-	7	1	7	-	4	-	-	-	-	-	-	-	-	-	-	-	-	-	-
112	35	-	-	40	9	10	-	10	-	10	-	5.2	15800	-	-	-	-	-	-	-	-	-	-	-
113	27	-	-	41	11	8	-	8	-	8	-	4.8	13600	-	-	-	-	-	-	-	-	-	-	-
114	5	-	-	20	20	2	-	2	-	2	-	-	-	-	-	-	-	-	-	-	-	-	-	-
115	73	-	-	49	4	20	-	20	-	14	-	7.9	44600	-	3	-	-	-	-	-	-	-	-	-
116	10	-	-	50	-	4	-	4	-	4	-	-	-	-	-	-	-	-	-	-	-	-	-	-
117	20	-	-	60	-	4	-	4	-	4	-	-	-	-	-	-	-	-	-	-	-	-	-	-
118	20	-	-	60	-	4	-	4	-	4	-	-	-	-	-	-	-	-	-	-	-	-	-	-
119	49	-	-	32	3	22	2	18	-	14	2	6.9	43100	-	5	-	4.4	-	-	-	-	-	-	-
201	52	-	-	52	4	12	1	11	-	12	1	6.8	58300	-	-	-	-	-	-	-	-	-	-	-
202	21	-	-	33	10	5	-	5	-	5	-	7.6	56500	-	-	-	-	-	-	-	-	-	-	-
203	39	-	-	51	8	10	-	9	-	9	-	7.8	49700	-	1	-	-	-	-	-	-	-	-	-
204	179	-	-	46	2	43	2	42	-	40	-	7.3	51600	-	3	-	-	-	-	-	-	-	-	-
205	119	-	-	45	3	29	-	29	-	28	-	8.5	57400	-	1	-	-	-	-	-	-	-	-	-
206	45	-	-	44	2	11	-	11	-	11	-	8.1	50900	-	-	-	-	-	-	-	-	-	-	-
207	81	-	-	54	1	18	-	18	-	18	-	8.1	59000	-	-	-	-	-	-	-	-	-	-	-
208	89	-	-	53	-	20	-	20	-	17	-	8.9	57900	-	2	-	-	-	-	-	-	-	-	-
211	13	-	-	23	15	4	-	4	-	4	-	-	-	-	-	-	-	-	-	-	-	-	-	-
213	41	-	-	32	2	11	-	10	-	10	-	6.7	41800	-	1	-	-	-	-	-	-	-	-	-
214	15	-	-	20	20	5	1	5	-	4	-	-	-	-	-	-	-	-	-	-	-	-	-	-
215	58	-	-	43	3	14	-	14	-	14	-	8.1	55400	-	-	-	-	-	-	-	-	-	-	-
216	17	-	-	41	6	6	-	6	-	5	-	9.0	56500	-	-	-	-	-	-	-	-	-	-	-
217	23	-	-	39	-	7	-	7	-	7	-	6.0	43200	-	-	-	-	-	-	-	-	-	-	-
218	47	-	-	47	4	11	-	11	-	10	-	7.4	53000	-	-	-	-	-	-	-	-	-	-	-
901	91	-	-	44	7	23	-	23	-	18	-	6.4	43500	-	3	-	-	-	-	-	-	-	-	-
902	138	-	-	49	3	31	-	26	-	21	-	6.8	33900	-	10	-	5.4	-	-	-	-	-	-	-
903	22	-	-	41	5	6	1	6	-	6	1	6.2	30400	-	-	-	-	-	-	-	-	-	-	-
906	88	-	-	40	6	24	-	24	-	18	-	6.7	48400	-	4	-	-	-	-	-	-	-	-	-
907	84	-	-	36	10	25	1	24	-	17	-	5.7	42300	-	7	-	6.0	-	-	-	-	-	-	-
908	29	-	-	41	-	9	-	8	-	6	-	6.0	37300	-	2	-	-	-	-	-	-	-	-	-
917	34	-	-	35	21	10	1	10	-	2	-	-	-	-	8	1	5.6	-	-	-	-	-	-	-
918	5	-	-	60	-	1	-	1	-	1	-	-	-	-	-	-	-	-	-	-	-	-	-	-
919	71	9	-	44	4	18	-	15	-	14	-	6.6	28100	7	4	-	-	-	-	-	-	-	-	-
8522	7712	6	9	40	11	2219	23	1671	26	1614	7	5.9	28800	-	567	16	4.2	146	-	102	98	285	133	26
101	152	-	-	28	17	57	-	25	-	22	-	5.5	18000	-	34	-	3.6	134	-	4	4	14	4	1
102	62	-	-	32	23	19	-	19	-	18	-	4.9	14300	-	1	-	-	-	-	1	1	3	1	1
103	79	-	-	39	6	21	-	21	-	20	-	5.5	17600	-	1	-	-	-	-	2	2	1	1	1
105	347	-	-	24	5	145	-	31	21	25	-	5.3	21100	-	113	-	3.9	171	-	5	5	26	7	5
106	10	-	-	60	-	5	-	5	-	5	-	4.4	12300	-	-	-	-	-	-	-	-	-	-	-
107	83	-	-	45	11	22	-	15	-	15	-	5.9	17000	-	7	-	4.7	114	-	5	5	3	3	-
108	137	-	-	27	18	49	3	25	-	29	-	5.2	19100	-	20	3	3.9	109	-	5	5	10	7	-
109	42	-	-	36	7	13	-	8	-	8	-	5.1	24500	-	5	-	3.8	-	-	1	1	2	1	-
111	38	-	-	18	24	18	-	10	-	8	-	5.6	17500	-	10	-	3.9	97	-	1	1	7	-	-
112	35	-	-	29	-	12	3	4	-	4	-	-	-	-	8	3	3.9	126	-	-	-	-	-	-
113	30	-	-	40	7	8	-	7	-	5	-	5.8	17000	-	3	-	-	-	-	-	-	-	-	-
114	37	-	-	24	22	12	2	4	-	6	-	5.7	-	-	6	2	4.0	85	-	1	-	2	2	1
115	29	-	-	31	24	12	5	5	-	4	-	-	-	-	8	4	3.6	99	-	2	-	3	1	1
201	24	-	-	50	8	7	-	3	-	1	-	-	-	-	5	-	5.4	115	-	2	2	-	-	-
202	2	-	-	-	2	2	-	2	-	2	-	-	-	-	-	-	-	-	-	-	-	-	-	-
203	18	28	-	22	33	10	-	3	-	5	-	6.2	-	-	4	-	-	-	-	-	-	-	-	-
204	35	6	34	-	46	11	-	5	1	7	-	6.0	21800	-	4	-	-	-	-	-	-	-	-	-
205	33	-	-	46	3	9	-	7	-	7	-	7.0	-	-	2	-	-	-	-	-	-	-	-	-
206	5	-	-	-	20	2	-	2	-	2	-	-	-	-	-	-	-	-	-	-	-	-	-	-
207	42	-	-	31	38	17	-	14	-	13	-	5.3	24300	-	4	-	-	-	-	-	-	-	-	-
208	29	-	-	41	10	7	-	7	-	7	-	5.1	21600	-	1	-	-	-	-	-	-	-	-	-
209	32	-	-	47	6	7	-	7	-	7	-													

Table 2. Characteristics of Housing Units and Population, by Blocks: 1970—Con.

Kane County, Ill.

[Data exclude vacant seasonal and vacant migratory housing units. For minimum base for derived figures (percent, average, etc.) and meaning of symbols, see text]

Blocks Within Census Tracts	Percent of total population				Year-round housing units					Occupied housing units														
	Total popu- lation	Ne- gro	In group quar- ters	Un- der 18 years	62 years and over	Total	Units in—		Owner			Renter			1.01 or more persons per room		With room- ers, board- ers, or lodgers							
							Lack- ing some or all plumb- ing facil- ities	Struc- tures of 10 or more units	Lack- ing some or all plumb- ing facil- ities	Average num- ber of rooms	Average value (dol- lars)	Per- cent Negro	Lack- ing some or all plumb- ing facil- ities	Average num- ber of rooms	Average con- tract rent (dol- lars)	Per- cent Negro		Total	With all plumb- ing facil- ities					
																				One- unit struc- tures	Total	Total	Total	Total
213	21	-	-	10	5	8	3	3	5	3.2	130	-	1	1	2	-	-				
214	31	-	-	42	10	10	7	5	6.2	5	4.2	106	-	1	1	2	-	-				
215	26	-	-	46	4	9	4	5	7.0	4	-	-	4	-	-					
216	25	-	-	60	8	5	5	4	1	-	2	2	1	1	-				
217	23	-	-	30	17	8	6	6	5.5	19800	...	2	-	1	1	1	-	-				
220	26	-	-	35	15	10	6	5	6.4	23300	...	5	3.8	81	-	1	1	4	1	-				
221	21	-	-	10	33	10	5	6	6.0	4	-	-	4	1	2	-				
301	2	2				
303	12	-	-	8	8	6	1	6	3.3	65	-	1	1	2	-	-				
304	30	-	-	40	-	9	2	9	3.9	88	-	1	1	1	1	-				
305	8	-	-	50	25	2				
306	21	-	-	24	19	12	4	6	5.6	7	2.0	77	-	-	8	1	-	-				
307	5	-	-	...	20	2				
308	7	-	-	...	43	5	2	2	2				
310	23	-	-	17	13	12	4	1	11	4	3.2	81	-	-	6	1	-				
311	27	-	-	15	11	12	1	4	9	1	4.6	124	-	-	1	5	1				
312	39	-	-	26	10	12	1	4	8	1	3.9	104	-	-	1	3	2				
313	14	-	-	...	29	8	2	1	7	...	2.7	105	-	-	3	1	1				
315	19	-	-	21	32	12	1	1	9	1	3.4	97	-	-	6	2	-				
317	15	-	-	33	-	6	1	1	6	3.5	121	-	1	1	2	-	-				
318	33	-	-	33	21	10	8	9	5.9	20500	...	1	-	-	-	-	-	-				
319	23	-	-	35	-	7	7	5	7.0	19800	...	2	-	1	1	-	1	-				
401	6	-	-	4				
402	23	-	-	39	17	8	3	2	5	4.6	161	-	-	-	-	-	-				
403	11	-	-	55	-	3				
404	39	-	-	18	21	24	4	3	19	4	3.0	109	-	-	12	2	1				
405	18	-	-	6	39	10	4	4	5	4	3.2	175	-	-	3	1	1				
406	26	31	-	8	35	10	4	4	6	...	4.5	121	-	-	3	2	1				
409	26	-	-	19	12	11	2	8	6.5	18500	...	5	2	3.2	138	-	-	3	1	-				
410	17	-	-	29	12	6	2	2	4	-	-	1	-	-	1				
411	16	-	-	25	25	8	4	7	...	5.3	87	-	-	1	1	-				
412	23	-	-	35	22	9	3	2	7	...	3.6	76	-	-	4	1	-				
415	12	-	-	8	25	7	1	2	3	1	1	1				
501	4	4				
502	37	-	-	22	30	13	2	8	9	2	4.7	97	-	-	2	-	1				
503	84	-	-	41	12	23	10	9	6.3	19700	...	14	...	4.0	133	-	-	6	3	5				
504	8	-	-	75	...	1				
505	22	-	-	41	5	7	3	3	4	2	2	-				
507	45	-	-	2	9	45	9	3	3	38	8	1.0	71	-	-	39	-	-				
508	28	-	-	46	11	8	3	3	8	2	4.1	81	-	-	2	1	-				
510	14	-	-	29	-	6	3	3	3	-	-	2	1	-	-				
511	24	-	-	8	17	14	4	3	10	...	4.1	98	-	-	4	-	-				
512	36	-	-	50	14	10	2	3	9	2	3.8	66	-	-	2	4	1				
513	7	-	-	29	14	4				
516	3				
517	43	-	-	26	7	20	19	...	3.5	108	-	-	8	1	-				
518	51	-	-	43	6	15	2	8	13	...	3.8	118	-	-	2	5	1				
519	29	-	-	21	28	11	8	8	6.3	20400	...	3	2	1	1				
601	15	-	-	20	7	4				
602	18	-	-	11	22	8	4	5	5.0	2	1	1	1				
603	38	-	-	32	29	11	9	1	7.2	35800	...	2	1	-	-				
604	27	-	-	33	7	9	1	1	7	...	4.0	135	-	-	2	-	-				
605	69	-	-	30	12	27	1	11	6.3	23800	...	16	1	3.8	103	-	-	1	6	5				
606	27	-	-	37	11	12	2	6	7.2	16500	...	6	2	2.2	85	-	-	7	1	-				
607	15	-	-	53	10	7	6	...	3.8	125	-	-	7	-	-				
608	65	-	-	25	26	28	4	2	4.7	18300	...	17	4	3.5	107	-	-	3	2	2				
609	12	-	-	17	25	6	4	4	2	4	-	-				
610	6	-	-	...	17	4				
611	5	20	-	20				
612	315	-	-	18	9	158	3	148	154	...	4.0	157	-	-	50	8	-				
613	2	1				
8525	4605	4	6	43	8	1288	39	1053	42	970	3	5.7	25600	...	289	35	4.1	132	3	111	108	159	63	18
101	3	2			
102	13	46	...	3			
103	21	62	...	4			
104	23	17	13	9	...	7	...	4.5	22100	...	3	1	1	4	-	-	-	
105	11	46	9	2	
106	10	10	...	3	
107	12	58	...	3	
108	6	17	...	2	
109	3	2	
110	6	50	2	
111	15	40	13	6	...	6	2	1	-	-	-	-	
112	17	35	12	5	...	2	2	2	-	-	-	-	
201	145	46	1	33	33	31	5.4	22100	...	2	6	6	-	2	2	-	
202	22	41	5	6	6	6	6.3	26900	
203	116	54	1	25	1	25	5.7	20300	7	7	1	2	2	-	
204	62	68	3	11	11	11	5.5	19300	5	5	1	1	1	-	
205	92	59	1	18	18	18	5.2	21300	5	5	2	-	-	-	
206	73	45	6	19	19	19	5.3	22000	1	1	1	2	-	-	
207	84	50	1	20	20	17	5.5	21800	...	3	2	2	-	3	-	-	
208	88	41	5	21	21	20	5.2	20900	...	1	4	4	1	1	1	2	
209	87	47	2	23	23	22	5.7	23900	...	1	2	2	1	1	1	-	
210	42	50	10	10	10	7	5.0	24100	...	3	1	1	1	-	-	-	
211	11	9	...	18	27	5	5	4	
212	14	29	21	7	5	2	4	1	2	1	-	-	
213	39	23	18	14	1	9																

Table 2. Characteristics of Housing Units and Population, by Blocks: 1970—Con.

Kane County, Ill.

[Data exclude vacant seasonal and vacant migratory housing units. For minimum base for derived figures (percent, average, etc.) and meaning of symbols, see text]

Blocks Within Census Tracts	Percent of total population				Year-round housing units				Occupied housing units														
	Total popu- lation	Negro	In group quar- ters	Under 18 years	62 years and over	Total	Units in—		Owner			Renter				1.01 or more persons per room		With all plumb- ing facil- ities	One- person house- holds	With female head of family	With room- ers, board- ers, or lodg- ers		
							Lack- ing some or all plumb- ing facil- ities	Struc- tures of 10 or more units	Total	Lack- ing some or all plumb- ing facil- ities	Average num- ber of rooms	Average value (dol- lars)	Per- cent Negro	Total	Lack- ing some or all plumb- ing facil- ities	Average num- ber of rooms	Average con- tract rent (dol- lars)					Per- cent Negro	Total
303	57	-	-	30	18	21	1	16	-	14	-	5.9	32500	-	7	1	4.6	105	-	-	4	-	-
304	33	-	-	36	6	8	-	8	-	6	-	5.8	27100	-	2	-	-	-	-	1	1	-	-
305	31	-	-	42	10	10	-	8	-	8	-	5.6	23000	-	2	-	-	-	-	-	1	1	-
306	25	-	-	20	28	9	-	9	-	9	-	6.3	26800	-	-	-	-	-	-	-	1	-	-
307	11	-	-	46	18	3	-	-	-	-	-	-	-	-	-	-	-	-	-	-	1	-	-
308	31	-	-	32	19	12	-	12	-	12	-	5.1	26500	-	-	-	-	-	-	-	3	1	-
309	32	-	-	31	13	9	-	9	-	9	-	5.3	21100	-	-	-	-	-	-	-	-	-	-
310	117	-	-	26	21	39	-	35	-	30	-	5.7	24800	-	9	-	4.3	153	-	2	2	4	2
311	311	-	-	39	4	101	-	44	-	40	-	6.2	27400	-	54	-	4.5	187	-	9	9	6	8
313	91	-	-	44	1	26	-	26	-	26	-	5.7	20300	-	1	-	-	-	-	1	1	1	2
314	109	-	-	45	3	26	1	24	-	21	1	5.6	21600	-	5	-	5.0	175	-	3	3	-	-
315	204	-	-	49	4	53	-	53	-	48	-	5.4	23900	-	4	-	-	-	-	-	-	-	1
401	137	-	-	35	4	47	-	19	-	20	-	6.7	34400	-	27	-	4.0	144	-	7	7	2	2
402	82	-	-	44	4	20	-	18	-	18	-	6.4	34000	-	2	-	-	-	-	2	2	12	1
403	31	-	-	23	7	12	-	8	-	7	-	6.3	24400	-	5	-	-	-	-	-	1	-	-
404	40	-	-	35	10	12	-	10	-	9	-	5.7	25200	-	3	-	-	-	-	-	2	-	-
405	54	-	-	43	9	13	-	13	-	13	-	5.9	26100	-	-	-	-	-	-	2	2	-	-
406	27	-	-	41	7	8	-	8	-	8	-	5.5	31400	-	-	-	-	-	-	-	-	-	3
407	30	-	-	20	30	12	-	6	-	10	-	4.7	22500	-	2	-	-	-	-	1	1	4	1
408	46	-	-	48	9	13	-	9	-	9	-	5.8	26100	-	4	-	-	-	-	3	3	3	2
409	22	-	-	32	14	8	-	6	-	5	-	5.7	-	-	3	-	-	-	-	-	3	-	-
410	27	-	-	26	26	10	-	8	-	8	-	5.6	27000	-	2	-	-	-	-	-	-	1	-
411	24	-	-	21	25	11	-	7	-	8	-	5.5	18900	-	3	-	-	-	-	-	3	1	-
412	29	-	-	45	7	7	-	7	-	7	-	5.7	20000	-	-	-	-	-	-	2	2	1	1
413	18	-	-	22	28	7	-	5	-	5	-	5.4	28300	-	2	-	-	-	-	1	1	-	-
414	21	-	-	14	19	10	-	8	-	6	-	7.0	23500	-	1	-	-	-	-	1	1	-	-
415	34	-	-	38	15	11	-	7	-	6	-	6.5	28300	-	5	-	3.6	130	-	1	1	1	-
416	21	-	-	33	10	12	-	4	-	4	-	5.5	26000	-	5	-	4.6	124	-	1	1	4	1
417	29	-	-	24	21	15	-	8	-	7	-	5.1	23300	-	5	-	3.8	128	-	1	1	4	4
418	22	-	-	23	27	11	-	8	-	8	-	5.5	23800	-	3	-	-	-	-	-	-	4	-
502	34	-	-	56	9	7	-	7	-	7	-	7.3	31400	-	-	-	-	-	-	2	2	-	-
503	189	-	-	40	7	55	-	51	-	44	-	5.0	21600	-	10	-	5.0	153	-	4	4	5	1
504	72	-	-	47	3	17	-	16	-	16	-	5.1	20900	-	4	-	-	-	-	2	2	3	1
505	100	-	-	45	4	28	-	28	-	24	-	5.2	22600	-	4	-	-	-	-	3	3	4	-
506	62	-	-	40	7	18	-	18	-	15	-	5.5	20900	-	3	-	-	-	-	1	1	1	1
507	105	-	-	31	6	35	-	33	-	31	-	5.4	26000	-	4	-	-	-	-	-	4	-	3
508	29	-	-	31	24	10	-	10	-	10	-	5.8	29800	-	-	-	-	-	-	-	-	4	1
509	62	-	-	36	13	19	-	19	-	18	-	5.6	31500	-	3	-	-	-	-	3	3	4	1
510	50	-	-	50	9	12	-	12	-	12	-	5.6	27100	-	1	-	-	-	-	3	3	4	-
511	74	1	-	26	16	25	-	25	-	22	-	5.3	25200	-	2	-	-	-	-	3	3	-	2
512	57	-	-	49	5	13	-	13	-	12	-	5.5	26400	-	1	-	-	-	-	2	2	1	-
513	140	-	-	37	9	41	-	41	-	39	-	5.7	28700	-	2	-	-	-	-	2	2	1	4
901	251	-	-	50	5	61	-	61	-	58	-	7.0	36500	-	1	-	-	-	-	2	2	1	-
902	23	-	-	22	13	8	-	7	-	6	-	5.7	-	-	2	-	-	-	-	-	-	-	-
903	3	-	-	-	-	2	-	-	-	-	-	-	-	-	-	-	-	-	-	-	-	-	-
904	57	-	-	40	14	18	-	18	-	13	-	6.1	23300	-	3	-	-	-	-	2	2	-	1
906	436	38	59	64	6	75	35	22	42	19	1	5.6	23500	-	55	34	2.5	62	15	8	5	35	1
8526	6148	-	3	32	16	2066	29	1606	21	1468	9	6.2	34000	-	551	17	4.4	141	-	46	46	350	146
101	109	-	2	17	20	42	1	30	-	23	1	6.3	25300	-	18	-	4.8	119	-	1	1	3	1
103	23	-	-	22	44	10	-	6	-	6	-	4.8	-	-	4	-	-	-	-	-	2	-	6
105	9	-	-	-	33	7	-	5	-	4	-	-	-	-	-	-	-	-	-	-	-	-	-
106	23	-	-	30	17	10	-	8	-	9	-	6.2	18300	-	1	-	-	-	-	-	6	-	-
107	32	-	-	38	9	11	-	11	-	9	-	5.4	24900	-	2	-	-	-	-	-	6	-	-
108	39	-	-	41	18	13	-	11	-	8	-	7.4	25200	-	5	-	5.2	93	-	-	2	2	-
109	39	-	-	36	13	15	-	6	-	10	-	5.8	19200	-	5	-	4.0	133	-	-	3	2	1
110	36	-	-	17	14	14	-	3	-	9	-	5.4	-	-	4	-	-	-	-	-	4	2	
111	19	-	-	47	21	5	-	2	-	4	-	-	-	-	1	-	-	-	-	-	2	1	
112	31	-	-	7	48	20	-	5	-	9	-	5.7	31000	-	11	5	3.1	101	-	-	12	1	
113	23	-	-	35	30	8	-	5	-	6	-	6.3	-	-	1	-	-	-	-	-	1	2	
114	7	-	-	29	43	3	-	-	-	-	-	-	-	-	-	-	-	-	-	-	-	-	
115	18	-	-	22	22	6	-	6	-	5	-	7.2	32500	-	1	-	-	-	-	-	-	-	1
116	58	-	-	33	35	23	-	2	-	13	-	6.0	29200	-	10	2	3.3	109	-	1	1	8	4
117	18	-	-	28	11	8	-	2	-	4	-	4.4	105	-	5	-	-	-	-	1	1	1	1
118	22	-	-	9	41	11	-	1	-	2	-	5.7	-	-	7	-	-	-	-	3	3	1	
119	23	-	-	22	22	14	1	7	-	4	-	3.7	88	-	8	-	-	-	-	-	4	3	
120	40	-	-	25	18	12	1	5	-	5	-	6.8	31000	-	7	-	-	-	-	-	5	2	
121	53	-	-	36	13	19	-	8	-	5	-	6.4	31000	-	12	-	3.9	139	-	1	1	2	1
122	21	-	-	5	48	12	-	6	-	5	-	5.4	-	-	6	-	4.0	103	-	-	3	1	
123	26	-	-	19	42	15	-	5	-	9	-	5.2	33000	-	6	-	-	-	-	-	9	-	
201	53	-	-	47	9	17	-	11	-	7	-	6.6	28300	-	9	-	5.2	99	-	1	1	9	-
202	26	-	-	23	19	12	-	10	-	7	-	7.1	34000	-	5	-	-	-	-	-	7	5	
203	17	-	-	59	12	6	-	7	-	7	-	5.0	-	-	5	-	-	-	-	-	5	2	
204	19	-	-	42	12	3	-	3	-	5	-	5.6	-	-	7	-	-	-	-	-	8	-	
205	11	-	-	55	6	5	-	5	-	5	-	6.6	-	-	1	-	4.6	100	-	-	6	1	
206	27	-	-	11	30	17	2	1	-	2	-	-	-	-	14	2							

Table 2. Characteristics of Housing Units and Population, by Blocks: 1970—Con.

Kane County, Ill.

[Data exclude vacant seasonal and vacant migratory housing units. For minimum base for derived figures (percent, average, etc.) and meaning of symbols, see text]

Blocks Within Census Tracts	Percent of total population				Year-round housing units				Occupied housing units												
	Total population	Negro	In group quarters	Under 18 years	62 and over	Total	Units in—		Owner			Renter			1.01 or more persons per room		With all plumbing facilities	One-person households	With female head of family	With roomers, boarders, or lodgers	
							Lacking some or all plumbing facilities	Structures of 10 or more units	Total	Lacking some or all plumbing facilities	Average number of rooms	Average value (dollars)	Percent Negro	Total	Lacking some or all plumbing facilities	Average number of rooms					Average contract rent (dollars)
303	36	-	-	39	17	13	-	7	-	7.3	45200	-	6	-	4.3	194	-	-	4	-	1
304	17	-	-	29	18	7	-	5	-	3	-	-	4	-	-	-	-	-	3	-	-
305	29	-	-	31	14	13	-	9	-	4	-	-	9	-	4.4	148	-	-	5	4	-
306	43	-	-	26	35	16	-	8	-	6	-	5.5	33000	-	5.0	101	-	1	1	2	1
307	25	-	-	36	20	8	-	8	-	8	-	6.6	44800	-	-	-	-	-	3	1	-
308	28	-	-	25	25	10	-	10	-	10	-	5.9	32900	-	-	-	-	-	3	-	-
309	14	-	-	14	21	6	-	4	-	3	-	-	3	-	-	-	-	-	2	-	-
310	3	-	-	-	-	1	-	-	-	-	-	-	-	-	-	-	-	-	-	-	-
311	14	-	-	21	29	6	-	4	-	1	-	-	5	-	4.6	-	-	-	2	-	-
312	35	-	-	26	9	13	-	8	-	9	-	6.7	40600	-	-	-	-	-	1	2	-
313	35	-	-	57	3	8	-	8	-	8	-	8.1	44400	-	-	-	-	-	1	-	-
314	39	-	-	49	5	11	-	10	-	8	-	5.5	23400	-	-	-	-	-	3	1	-
315	23	-	-	39	13	5	-	5	-	5	-	7.8	47000	-	-	-	-	-	-	-	1
316	18	-	-	28	28	6	-	6	-	6	-	7.5	29800	-	-	-	-	-	-	1	-
317	8	-	-	13	63	4	-	-	-	-	-	-	-	-	-	-	-	-	-	-	-
318	9	-	-	44	-	3	-	-	-	-	-	-	-	-	-	-	-	-	-	-	-
319	9	-	-	22	-	3	-	-	-	-	-	-	-	-	-	-	-	-	-	-	-
320	19	-	-	21	16	10	-	8	-	2	-	-	7	-	4.6	183	-	-	3	-	-
321	18	-	-	11	22	8	-	8	-	7	-	5.7	35900	-	-	-	-	-	1	-	-
322	39	-	-	23	21	15	-	15	-	11	-	7.4	46800	-	-	-	-	-	3	-	-
401	142	15	66	16	6	14	-	12	-	11	-	7.8	60000	-	-	-	-	-	1	2	-
402	8	-	-	25	38	4	-	-	-	-	-	-	-	-	-	-	-	-	-	-	-
403	3	-	-	-	-	1	-	-	-	-	-	-	-	-	-	-	-	-	-	-	-
404	123	-	-	46	8	32	-	31	-	30	-	5.7	30600	-	-	-	-	-	2	2	1
405	54	-	-	57	-	11	-	10	-	10	-	6.4	32300	-	-	-	-	-	-	-	-
406	340	-	-	42	6	97	-	79	18	76	-	6.1	31800	-	3.1	155	10	10	10	6	3
407	72	-	6	47	1	17	-	17	-	16	-	6.4	33100	-	-	-	-	-	1	4	-
408	22	-	-	46	9	6	-	6	-	6	-	5.8	30800	-	-	-	-	-	1	1	-
409	40	-	10	40	8	13	-	9	-	6	-	4.2	14300	-	4.0	152	1	1	3	2	-
410	34	-	-	53	12	7	-	7	-	6	-	6.3	21700	-	-	-	-	-	-	-	-
411	21	-	-	19	14	9	-	5	-	6	-	4.8	23000	-	-	-	-	-	2	-	-
412	38	-	-	32	8	9	-	9	-	9	-	7.6	49700	-	-	-	-	-	1	1	1
4131	t	t	t	t	t	t	t	t	t	t	t	t	t	t	t	t	t	t	t	t	t
4141	t	t	t	t	t	t	t	t	t	t	t	t	t	t	t	t	t	t	t	t	t
415	9	-	-	22	33	4	-	-	-	-	-	-	-	-	-	-	-	-	-	-	-
416	64	-	-	45	5	16	-	16	-	16	-	6.8	45300	-	-	-	-	-	1	-	-
417	5	-	-	40	20	2	-	-	-	-	-	-	-	-	-	-	-	-	-	-	-
418	16	-	-	25	6	5	-	5	-	4	-	-	1	-	-	-	-	-	1	-	-
419	15	-	-	47	7	6	-	6	-	4	-	-	-	-	-	-	-	-	-	-	-
420	13	-	-	54	8	3	-	-	-	-	-	-	-	-	-	-	-	-	-	-	-
421	30	-	-	27	27	9	-	9	-	9	-	9.0	56700	-	-	-	-	-	1	1	1
422	28	-	-	21	21	10	-	10	-	8	-	6.9	55600	-	-	-	-	-	1	1	-
423	43	-	-	26	23	14	-	14	-	14	-	7.4	56600	-	-	-	-	-	1	2	-
424	75	-	-	43	5	21	-	21	-	18	-	7.4	48600	-	-	-	1	1	1	2	-
501	37	-	-	22	22	14	-	14	-	14	-	6.1	34100	-	-	-	-	-	-	2	-
502	28	-	25	36	14	8	-	8	-	7	-	6.9	45700	-	-	-	-	-	-	-	-
503	48	-	-	31	10	16	-	16	-	15	-	6.9	43000	-	-	-	1	1	1	2	-
504	37	-	-	41	8	11	-	11	-	10	-	8.9	53000	-	-	-	-	-	1	-	1
505	2	-	-	-	-	1	-	-	-	-	-	-	-	-	-	-	-	-	-	-	-
506	2	-	-	-	-	1	-	-	-	-	-	-	-	-	-	-	-	-	-	-	-
507	55	-	-	26	26	18	-	18	-	18	-	6.1	37800	-	-	-	-	-	-	1	-
508	2	-	-	-	-	1	-	-	-	-	-	-	-	-	-	-	-	-	-	-	-
509	8	-	-	25	25	2	-	-	-	-	-	-	-	-	-	-	-	-	-	-	-
511	57	-	-	37	11	15	-	15	-	14	-	6.4	38900	-	-	-	-	-	-	2	-
515	41	-	-	29	5	12	-	12	-	9	-	7.7	48100	-	-	-	-	-	-	-	-
516	15	-	-	53	-	3	-	-	-	-	-	-	-	-	-	-	-	-	-	-	-
518	6	-	-	33	-	2	-	-	-	-	-	-	-	-	-	-	-	-	3	1	-
519	46	-	-	30	4	17	-	16	-	15	-	5.9	41100	-	-	-	-	-	3	1	-
520	192	-	-	21	22	82	-	49	1	41	-	6.6	45400	-	4.6	283	-	-	13	6	2
602	11	-	-	18	36	4	-	-	-	-	-	-	-	-	-	-	-	-	-	-	-
603	61	-	-	33	16	24	-	20	-	19	-	5.4	24700	-	-	-	-	-	6	1	-
604	35	-	-	34	23	10	-	9	-	6	-	6.3	24500	-	-	-	1	1	1	1	-
605	23	-	-	26	26	10	-	3	-	5	-	6.4	-	-	-	-	-	2	2	-	-
606	9	-	-	22	22	4	-	-	-	-	-	-	-	-	-	-	-	-	-	-	-
609	44	-	-	43	11	13	-	9	-	11	-	5.8	23200	-	-	-	-	-	2	1	-
610	44	-	-	41	18	13	2	11	-	8	2	5.8	21600	-	4.4	142	-	-	2	1	1
611	25	-	-	20	28	11	-	11	-	11	-	5.5	21000	-	-	-	-	-	5	1	-
613	43	-	-	14	28	18	-	7	-	8	-	5.8	20400	-	5.0	136	-	-	5	3	1
615	45	-	-	29	13	16	-	10	-	9	-	5.2	23900	-	4.3	163	-	-	1	-	1
616	39	-	-	23	21	14	-	12	-	7	-	5.0	18400	-	4.9	149	-	-	1	1	-
617	42	-	-	50	2	9	-	9	-	2	-	-	7	-	5.9	83	-	2	2	-	-
618	54	-	-	28	24	21	-	12	-	10	-	5.5	20500	-	4.3	117	-	-	4	-	-
619	42	-	-	19	19	17	-	13	-	11	-	5.4	20300	-	4.2	-	-	-	1	1	1
620	13	-	-	39	8	5	-	3	-	2	-	-	3	-	-	-	-	-	1	1	-
621	12	-	-	17	8	4	-	-	-	-	-	-	-	-	-	-	-	-	-	-	-
701	17	-	-	35	24	6	-	6	-	6	-	5.8	28800	-	-	-	-	-	1	1	-
702	94	-	-	32	21	33	-	29	-	25	-	5.4	21700	-	4.1	133	-	1	1	4	3
703	17	-	-	24	6	6	-	6	-	5	-	5.6	30300	-	-	-	-	-	1	1	1
704	68	-	-	34	16	22	-	22	-	17	-	5.5	24000	-	5.2	128	-	-	2	2	1
705	38	-	-	29	24	14	-	14	-	14	-	5.5	21100	-	-	-	-	-	3	-	-
706	49	-	-	47	20	14	-	14	-	12	-	5.8	24000	-	-	-	1	1	1	2	1
707	62	-	-	34	21	19	-	19	-	18	-	5.4	24100	-	-	-	-	-	1	3	-
708	27	-	-	37	11	8	-	8	-	8	-	5.6	22200	-	-	-	1	1	1	-	-
709	14	-	-	14	-	5	-	5	-	4	-	-	1	-	-	-	-	-	-	-	-
710	60	-	-	30	33	21	-	21	-	18	-	5.2	22800	-	-	-	-	-	2	1	-
711	25	-	-	12	44	11	-	10	-	10	-	5.0	23100	-	-	-	-	-	1	-	1
712	45	-	-	29	27	14	-	14	-	12	-	5.8	26800	-	-	-	-	-	2	-	2
713	69	-	-	29																	

Table 2. Characteristics of Housing Units and Population, by Blocks: 1970—Con.

Kane County, Ill.

[Data exclude vacant seasonal and vacant migratory housing units. For minimum base for derived figures (percent, average, etc.) and meaning of symbols, see text]

Blocks Within Census Tracts	Percent of total population				Year-round housing units				Occupied housing units															
	Total population	Negro	In group quarters	Under 18 years	62 years and over	Total	Units in—		Owner				Renter				1.01 or more persons per room		With room-ers, at lodg-ers					
							Lack-ing some or all plumbing facilities	Struct-ures 10 or more units	Total	Lack-ing some or all plumbing facilities	Average number of rooms	Average value (dol-lars)	Per-cent Negro	Total	Lack-ing some or all plumbing facilities	Average number of rooms	Average con-tract rent (dol-lars)	Per-cent Negro		Total	With all plumbing facilities			
																						One-unit structures	Struct-ures 10 or more units	Total
410	82	-	-	37	18	26	1	21	-	22	1	6.9	29400	-	3	-	-	-	1	1	3	1	-	
411	31	-	-	26	16	13	-	4	-	4	-	-	-	-	9	-	4.4	121	-	-	3	2	-	
412	27	-	-	41	7	7	-	7	-	5	-	7.0	20500	-	2	-	-	-	-	-	-	-	-	
413	23	-	-	22	44	10	-	8	-	8	-	5.5	19800	-	2	-	-	-	-	-	3	1	-	
414	55	-	-	38	27	18	-	14	-	14	-	6.4	19800	-	3	-	-	-	1	1	1	1	-	
415	27	-	-	30	26	10	-	10	-	8	-	5.6	16100	-	2	-	-	-	-	-	4	1	-	
416	46	-	-	39	13	16	-	16	-	13	-	6.2	22800	-	3	-	-	-	1	1	6	2	-	
417	20	-	-	-	70	11	-	9	-	10	-	4.9	19700	-	1	-	-	-	-	-	4	1	-	
501	46	-	-	26	26	18	-	14	-	14	-	4.8	19500	-	4	-	-	-	-	-	2	1	-	
502	43	-	-	26	23	15	-	13	-	11	-	6.1	22700	-	4	-	-	-	-	-	2	1	-	
503	26	-	-	8	54	14	1	10	-	10	-	6.3	17200	-	4	-	-	-	-	-	5	1	-	
504	70	-	-	17	19	26	-	11	-	9	-	6.0	22700	-	17	-	4.4	124	-	1	1	1	-	
505	53	-	-	28	28	21	-	9	-	14	-	5.9	23800	-	5	-	5.6	116	-	-	4	1	-	
506#	91	-	-	31	20	31	-	16	-	16	-	6.1	21800	-	15	-	4.5	113	-	-	6	2	-	
507	45	-	-	40	7	10	-	8	-	8	-	7.5	28800	-	2	-	-	-	1	1	-	1	-	
508	56	-	-	29	27	20	-	18	-	19	-	6.3	24100	-	-	-	-	-	-	-	1	1	-	
509	73	-	-	33	16	25	-	18	-	19	-	6.3	28200	-	6	-	3.8	109	-	-	4	2	-	
510	31	-	-	39	16	10	-	6	-	7	-	5.9	23800	-	3	-	-	-	-	-	2	1	-	
511	68	-	-	25	18	25	-	17	-	19	-	5.4	26200	-	6	-	4.7	101	-	1	1	6	1	-
512	47	-	-	38	4	13	-	13	-	12	-	5.8	31900	-	-	-	-	-	-	-	-	1	-	
513	85	-	-	42	8	20	-	20	-	19	-	7.3	41800	-	1	-	-	-	-	-	1	-	-	
514	123	-	-	41	14	35	-	33	-	33	-	5.8	31700	-	2	-	-	-	6	6	6	2	-	
515	41	-	-	34	15	12	-	10	-	10	-	7.1	38500	-	2	-	-	-	-	-	2	1	-	
516	35	-	-	40	20	11	-	11	-	11	-	6.9	35700	-	-	-	-	-	-	-	2	-	-	
901	61	-	-	26	15	22	-	21	-	20	-	6.6	33000	-	1	-	-	-	-	-	3	2	-	
902	37	-	-	35	5	11	-	11	-	11	-	6.7	40700	-	-	-	-	-	-	-	-	1	-	
903	291	-	3	34	10	85	-	85	-	80	-	6.7	41600	-	4	-	-	-	2	2	9	5	-	
904	4	-	-	-	-	1	-	-	-	-	-	-	-	-	-	-	-	-	-	-	-	-	-	
905	51	-	-	24	24	15	1	14	-	12	1	6.7	27700	-	3	-	-	-	1	1	1	1	2	
8528	9168	2	6	40	9	2621	41	2117	94	1915	25	6.0	26100	1	649	15	4.5	139	3	177	175	305	137	38
101	253	20	-	38	12	77	1	72	-	65	-	5.3	17900	17	8	1	4.3	103	38	11	11	8	3	1
102	109	-	-	30	17	38	-	28	-	24	-	6.2	19600	-	14	-	4.6	115	-	1	1	4	8	1
103	39	-	-	64	-	7	1	7	-	5	1	7.8	40000	-	2	-	-	-	-	-	-	-	-	-
104	55	7	-	53	-	13	-	13	-	12	-	7.3	40400	8	-	-	-	-	-	-	-	-	-	-
105	57	-	-	54	4	12	1	12	-	12	1	7.2	48900	-	1	-	-	-	-	-	-	1	-	-
106	54	-	-	37	9	14	-	14	-	13	-	6.1	30100	-	1	-	-	-	-	-	-	-	-	-
107	9	-	-	78	-	1	-	-	-	-	-	-	-	-	-	-	-	-	-	-	-	-	-	-
108#	289	-	-	44	4	83	2	81	-	70	2	7.3	42700	-	6	-	4.5	113	-	4	4	5	1	-
110	10	-	-	50	30	3	-	-	-	-	-	-	-	-	-	-	-	-	-	-	-	-	-	-
111	57	-	-	49	5	15	-	9	-	11	-	6.4	16800	-	4	-	-	-	-	1	1	1	1	-
112	54	-	-	26	20	20	-	16	-	16	-	6.1	16400	-	3	-	-	-	-	1	1	6	-	-
113	39	-	-	39	18	11	-	9	-	10	-	5.2	20100	-	1	-	-	-	-	1	1	1	1	-
114	82	-	-	33	7	27	1	27	-	23	1	5.0	19900	-	3	-	-	-	2	2	2	2	-	-
115	24	79	-	21	8	8	-	6	-	4	-	-	-	-	4	-	-	-	3	3	3	2	1	-
116	96	31	-	38	9	30	-	24	-	23	-	4.9	13200	22	6	-	5.2	103	50	3	3	4	3	-
117	66	-	-	29	14	23	-	19	-	15	-	6.2	18700	-	7	-	4.7	124	-	-	2	1	-	2
118	43	-	-	49	7	11	-	11	-	10	-	5.6	18900	-	1	-	-	-	2	2	2	2	-	-
119	44	-	-	43	9	12	-	12	-	12	-	6.0	21400	-	-	-	-	-	-	1	1	1	1	-
120	66	-	-	38	15	19	-	17	-	17	-	5.7	21600	-	2	-	-	-	1	1	1	1	1	-
121#	55	-	-	42	9	15	-	8	-	9	-	5.9	16300	-	6	-	4.5	117	-	1	1	2	2	-
122	39	-	-	21	10	15	-	13	-	10	-	6.4	18100	-	4	-	-	-	-	1	1	3	1	2
123	37	-	-	30	8	12	-	6	-	8	-	6.0	13300	-	3	-	-	-	1	1	1	1	5	-
201	115	5	-	37	16	37	-	27	-	22	-	5.5	18300	5	15	-	4.7	128	-	3	3	4	5	-
202	131	-	-	27	16	44	1	37	-	29	-	5.4	17900	-	15	1	4.7	111	-	4	4	8	2	-
203	123	-	-	40	11	32	-	32	-	28	-	5.7	19800	-	4	-	-	-	1	1	1	1	4	1
204	214	-	-	43	11	60	2	58	-	55	1	5.8	21300	-	3	-	-	-	5	5	8	1	1	2
205	66	-	-	26	15	21	-	21	-	19	-	5.4	20700	-	2	-	-	-	-	3	3	3	2	-
206	72	-	-	43	8	19	-	19	-	17	-	5.9	18100	-	2	-	-	-	3	3	3	2	2	-
207	61	-	-	33	13	18	-	16	-	13	-	5.8	19000	-	5	-	4.0	-	-	1	1	1	-	-
208	60	-	-	45	5	15	-	13	-	13	-	5.1	21200	-	2	-	-	-	3	3	3	1	1	-
209	23	-	-	35	13	7	1	5	-	5	1	5.8	300	-	9	-	-	-	-	1	1	4	2	1
210	59	9	-	37	9	17	-	13	-	6	-	6.6	20300	-	8	-	6.2	102	11	1	1	6	1	-
211	27	-	-	7	19	15	-	6	-	19	-	6.5	18000	-	8	-	3.5	92	-	-	6	1	4	-
212	234	6	9	33	4	88	-	25	2	13	-	8.2	33500	-	65	-	3.4	142	8	4	4	17	6	1
213	66	-	-	29	15	26	2	15	-	40	-	8.2	33500	-	13	2	4.0	128	-	-	7	1	1	-
214	211	-	-	20	25	89	-	37	25	10	-	6.7	27600	-	47	-	3.6	138	-	2	2	26	8	1
215	43	-	-	37	21	15	-	12	-	10	-	6.6	18600	-	5	-	6.4	154	-	-	3	5	2	-
216	44	-	-	23	21	19	-	10	-	12	-	5.6	19300	-	7	-	4.9	93	-	-	5	2	-	-
218	59	-	-	32	22	18	1	16	-	14	-	5.6	18900	-	3	-	-	-	1	1	1	1	1	-
219	100	-	-	38	14	28	-	25	-	24	-	5.4	18800	-	4	-	-	-	3	3	3	1	1	-
220	75	-	-	33	15	24	-	24	-	22	-	5.4	19800	-	2	-	-	-	-	-	4	3	-	-
221	305	-	8	36	9	93	1	91	-	85	1	5.5	20400	-	6	-	4.5	159	-	3	3	7	3	-
222	157	-	-	34	12	46	2	43	-	42	2	5.3	22500	-	4	-	-	-	-	4	4	5	-	-
223	122	-	-	34	8	41	1	39	-	36	1	6.3	29900	-	4	-	-	-	-	-	-	-	1	-
301	27	-	-	26	22	12	-	12	-</															

Table 2. Characteristics of Housing Units and Population, by Blocks: 1970—Con.

Kane County, Ill.

[Data exclude vacant seasonal and vacant migratory housing units. For minimum base for derived figures (percent, average, etc.) and meaning of symbols, see text]

Blocks Within Census Tracts	Percent of total population				Year-round housing units				Occupied housing units																
	Total population	Negro	In group quarters	Under 18 years	62 years and over	Total	Lacking some or all plumbing facilities	Units in—		Owner				Renter				1.01 or more persons per room		With all plumbing facilities	One-person households	With female head of family	With roomers, boarders, or lodgers		
								One-unit structures	Structures of 10 or more units	Total	Lacking some or all plumbing facilities	Average number of rooms	Average value (dollars)	Percent Negro	Total	Lacking some or all plumbing facilities	Average number of rooms	Average contract rent (dollars)	Percent Negro					Total	With all plumbing facilities
320#	284	-	-	34	11	91	3	85	-	73	1	5.5	25600	-	16	2	4.6	112	-	4	4	12	2	-	
324	119	-	-	28	20	41	-	41	-	36	-	6.1	36600	-	5	-	5.2	169	-	2	2	5	2	1	
401	43	-	-	47	-	12	-	12	-	11	-	6.0	29500	-	1	-	-	-	-	-	-	-	-	-	
402	69	-	-	30	13	22	-	22	-	21	-	5.9	29200	-	1	-	-	-	-	-	-	-	-	-	
403	50	-	-	38	4	14	-	14	-	13	-	6.2	29800	-	1	-	-	-	-	-	-	-	-	-	
404	79	-	-	30	9	28	-	19	-	20	-	5.7	28400	-	8	-	5.0	156	-	1	1	2	1	-	
405	33	-	-	27	6	11	-	11	-	10	-	6.0	28600	-	1	-	-	-	-	-	-	-	-	-	
406	84	-	-	38	4	24	-	24	-	24	-	6.3	33300	-	-	-	-	-	-	-	-	-	-	-	
407	76	-	-	43	3	22	-	22	-	21	-	6.5	29800	-	-	-	-	-	-	-	-	-	-	-	
408	83	-	-	51	-	18	1	18	-	16	-	6.4	32000	-	2	-	-	-	-	-	-	-	-	-	
409	35	-	-	49	-	9	-	9	-	9	-	6.3	30000	-	-	-	-	-	-	-	-	-	-	-	
410	51	-	-	51	-	11	-	11	-	10	-	7.1	37400	-	1	-	-	-	-	-	-	-	-	-	
411	151	-	-	43	3	40	-	40	-	38	-	5.7	20300	-	2	-	-	-	-	-	4	4	1	1	
412	53	-	-	55	-	12	-	12	-	9	-	5.7	22100	-	3	-	-	-	-	-	3	3	-	-	
413	52	-	-	48	-	13	-	13	-	12	-	5.6	19800	-	1	-	-	-	-	-	1	1	-	-	
414	30	-	-	63	-	5	-	5	-	4	-	-	-	-	1	-	-	-	-	2	2	-	-		
416	67	-	-	54	2	13	-	13	-	12	-	5.3	18800	-	1	-	-	-	-	4	4	-	-		
417	235	-	-	54	1	52	-	7	-	1	-	-	-	-	50	-	5.1	174	-	14	14	1	3	3	
418	263	-	2	52	2	60	1	13	-	7	-	6.4	29600	-	50	1	5.1	175	-	17	16	1	2	1	
419	80	-	-	35	9	24	-	24	-	24	-	6.0	29200	-	-	-	-	-	-	-	-	-	-	-	
420	71	-	-	44	3	19	-	19	-	18	-	5.7	26700	-	1	-	-	-	-	1	1	1	-	-	
421	72	-	-	38	14	21	-	19	-	18	-	5.8	24400	-	3	-	-	-	-	2	2	1	-	1	
901	9	-	-	11	22	4	-	-	-	-	-	-	-	-	-	-	-	-	-	-	-	-	-	-	
902	100	-	-	44	5	27	-	27	-	27	-	6.3	31500	-	-	-	-	-	-	-	-	-	3	-	
904	16	-	-	44	6	4	-	-	-	-	-	-	-	-	-	-	-	-	-	-	-	-	-		
905	20	-	-	60	-	4	-	-	-	-	-	-	-	-	-	-	-	-	-	-	-	-	-		
907	472	-	2	47	8	125	-	109	10	94	-	6.0	24100	-	25	-	4.4	135	-	13	13	8	-	1	
908	19	-	-	37	5	5	-	5	-	5	-	5.6	35500	-	-	-	-	-	-	1	1	7	-	1	
909	181	-	-	43	9	49	2	49	-	43	1	6.1	27500	-	4	-	-	-	-	4	4	2	4	1	
911	47	-	-	38	9	14	-	14	-	10	-	6.6	42100	-	4	-	-	-	-	-	-	2	-	-	
912	20	-	-	45	20	6	3	5	-	4	-	-	-	-	2	-	-	-	-	-	2	-	-		
913	44	-	-	55	2	11	1	10	-	9	1	6.6	22700	-	1	-	-	-	-	1	1	-	4	-	
914	30	-	-	23	13	9	-	9	-	8	-	5.9	33100	-	-	-	-	-	-	1	1	1	3	-	
915	8	-	-	63	13	2	-	-	-	-	-	-	-	-	-	-	-	-	-	-	-	-	-		
916	609	-	84	66	5	30	2	28	-	19	-	7.1	41800	-	9	2	4.7	-	-	-	-	3	1	-	
918	2	-	-	-	-	1	-	-	-	-	-	-	-	-	-	-	-	-	-	-	-	-	-		
919	8	-	-	38	13	3	-	-	-	-	-	-	-	-	-	-	-	-	-	-	-	-	-		
920	14	-	-	43	14	4	-	-	-	-	-	-	-	-	-	-	-	-	-	-	-	-	-		
921	22	-	-	23	9	7	-	7	-	4	-	-	-	-	3	-	-	-	-	1	1	-	1		
922	6	-	-	33	-	2	-	-	-	-	-	-	-	-	-	-	-	-	-	-	-	-	-		
923	185	-	-	42	6	47	3	47	-	44	3	7.2	44600	-	3	-	-	-	-	3	2	3	1	-	
924	87	-	-	37	8	25	-	24	-	20	-	7.1	44800	-	4	-	-	-	-	2	2	2	2	1	
947	227	-	-	23	7	103	3	27	57	18	1	6.7	33500	-	83	2	3.4	150	1	3	3	35	3	-	
948	66	-	-	24	32	24	-	24	-	22	-	6.0	27700	-	2	-	-	-	-	-	-	3	1	-	
949	65	-	-	43	9	18	-	18	-	17	-	6.2	24400	-	1	-	-	-	-	1	1	-	-		
950	12	-	-	17	17	6	-	6	-	5	-	5.4	21300	-	-	-	-	-	-	-	-	-	-		
951	98	3	-	39	13	25	1	25	-	25	1	6.2	30100	4	-	-	-	-	-	-	1	3	-		
952	62	-	-	34	7	19	-	19	-	19	-	6.7	33800	-	-	-	-	-	-	-	-	1	1		
953	15	-	-	53	-	3	-	-	-	-	-	-	-	-	-	-	-	-	-	-	1	-	-		
954	12	-	-	50	-	3	-	-	-	-	-	-	-	-	-	-	-	-	-	-	-	-	-		
8529	14733	5	2	38	8	4355	77	3135	505	2879	26	5.6	23200	4	1329	39	4.0	142	7	398	388	528	221	72	
102	118	-	-	47	-	11	-	11	-	11	-	6.4	32700	-	-	-	-	-	-	7	7	1	2	-	
104	45	-	-	53	3	26	1	26	-	25	1	5.8	26000	-	1	-	-	-	-	-	-	-	-		
105	95	2	-	45	1	24	-	21	-	16	-	6.6	32200	6	7	-	4.7	180	-	-	-	-	-		
106	50	-	-	38	4	17	-	12	-	10	-	5.4	29200	-	4	-	-	-	-	1	1	1	-		
107	410	-	24	37	24	96	1	68	-	61	1	5.7	26600	-	14	-	4.9	179	-	7	7	1	2		
108	52	-	-	62	2	10	1	10	-	9	-	6.6	38800	-	1	-	-	-	-	3	2	1	2		
109	347	1	-	38	3	108	3	45	55	41	-	5.9	27500	-	63	2	4.2	153	3	3	2	8	6		
110	53	-	-	43	2	14	-	14	-	14	-	6.2	31600	-	-	-	-	-	-	-	-	1	-		
111	112	-	-	46	6	27	-	27	-	26	-	6.1	27700	-	1	-	-	-	-	4	4	1	1		
113	46	-	-	46	11	13	-	8	5	6	-	5.7	14300	-	6	-	3.8	162	-	2	2	2	1		
114	44	-	-	27	14	15	2	2	-	4	-	-	-	-	11	-	3.8	95	-	3	3	-	-		
115	65	-	11	51	3	11	3	11	-	6	-	5.0	17700	-	5	3	3.4	103	-	5	2	-	-		
116	147	-	-	42	5	39	1	37	-	35	-	5.5	16800	-	4	-	-	-	-	3	2	2	5		
118	8	-	-	13	25	3	-	-	-	-	-	-	-	-	-	-	-	-	-	-	-	-	-		
119	26	-	-	39	12	9	-	8																	

Table 2. Characteristics of Housing Units and Population, by Blocks: 1970—Con.

Kane County, Ill.

[Data exclude vacant seasonal and vacant migratory housing units. For minimum base for derived figures (percent, average, etc.) and meaning of symbols, see text]

Blocks Within Census Tracts	Percent of total population				Year-round housing units				Occupied housing units															
	Total population	Negro	In group quarters	Under 18 years	62 years and over	Total	Units in—		Owner			Renter			1.01 or more persons per room		With room-ers, board-ers, or lodg-ers							
							Lack-ing some or all plumbing-facilities	Struct-ures of 10 or more units	Total	Lack-ing some or all plumbing-facilities	Average num-ber of rooms	Average value (dol-lars)	Percent Negro	Total	Lack-ing some or all plumbing-facilities	Average num-ber of rooms	Average contract rent (dol-lars)	Percent Negro	Total	With all plumbing-facilities	One-person house-holds	With female head of family		
																							One-unit structures	Struct-ures of 10 or more units
713	81	-	-	41	1	21	-	21	-	18	-	5.5	21700	-	3	-	-	-	1	1	-	-	-	-
714	19	-	-	32	5	6	-	6	-	6	-	5.7	25200	-	-	-	-	-	-	-	-	-	-	-
715	21	-	-	24	14	7	-	7	-	7	-	5.6	25400	-	-	-	-	-	-	-	1	-	-	-
716	22	-	-	32	18	7	-	7	-	7	-	5.3	23400	-	-	-	-	-	-	-	-	-	-	-
717	23	-	-	44	13	7	-	7	-	6	-	5.0	22100	-	1	-	-	-	1	1	1	-	-	-
718	18	-	-	22	11	7	-	7	-	6	-	5.2	21700	-	1	-	-	-	-	-	2	1	-	-
719	163	-	-	30	13	60	-	34	-	34	-	5.7	22600	-	24	-	3.1	153	2	2	14	3	2	2
720	316	-	28	16	13	116	-	23	60	18	-	5.0	26700	-	89	-	2.6	150	12	12	43	5	7	
722	110	-	-	48	9	24	-	24	-	15	-	5.5	22700	-	9	-	5.4	163	6	6	1	4	-	-
724	19	-	-	47	-	5	-	3	-	1	-	-	-	-	4	-	-	-	-	-	-	-	-	1
727	166	-	-	35	11	52	-	43	-	28	-	5.5	20200	-	22	-	5.2	134	4	4	6	-	-	1
728	28	-	-	14	18	17	4	2	-	4	-	-	-	-	13	4	2.7	104	-	-	10	-	-	-
729	132	-	100	-	11	-	-	-	-	-	-	-	-	-	-	-	-	-	-	-	-	-	-	-
802	4	-	-	-	-	1	-	-	-	9	-	-	-	-	-	-	-	-	-	-	-	-	-	-
803	77	-	-	38	13	35	6	25	-	9	-	5.6	22500	-	20	4	3.8	88	3	3	11	1	-	1
804	13	-	-	39	8	8	-	8	-	3	-	-	-	-	2	-	-	-	-	-	1	1	-	-
805	25	-	-	44	4	7	-	4	-	-	-	-	-	-	2	-	4.6	98	2	2	1	-	-	-
806	52	-	-	27	8	16	-	11	-	7	-	5.9	23000	-	9	-	4.8	117	1	1	1	-	-	1
807	64	-	-	44	2	17	-	17	-	15	-	5.1	22300	-	2	-	-	-	1	1	1	2	-	-
808	79	-	-	46	3	20	-	20	-	20	-	5.2	20500	-	-	-	-	-	-	-	1	1	-	1
810	120	-	-	36	7	37	1	30	-	31	-	5.6	23000	-	6	1	4.5	148	1	1	5	-	-	-
811	92	-	-	34	11	29	-	25	-	19	-	5.8	22300	-	10	-	4.3	110	1	1	6	1	-	1
812	39	-	-	33	15	13	-	8	-	7	-	6.7	30400	-	6	-	4.3	120	-	-	1	1	-	-
813	137	4	-	30	10	53	-	16	28	10	-	6.3	24000	-	42	-	3.9	145	5	1	12	3	-	-
814	35	-	-	46	3	8	-	8	-	2	-	-	-	-	7	-	4.7	104	2	2	1	1	-	-
815	18	-	-	28	6	8	4	8	-	2	-	-	-	-	5	2	3.8	76	1	1	1	-	-	1
816	53	-	-	30	17	20	3	12	-	13	3	5.8	16100	-	5	-	4.6	145	1	1	4	-	-	-
817	9	-	-	56	-	2	-	-	-	-	-	-	-	-	-	-	-	-	-	-	-	-	-	-
819	43	-	-	54	-	9	-	5	-	3	-	-	-	-	6	-	5.3	116	2	2	-	-	-	1
820	62	-	-	23	3	28	-	4	-	3	-	-	-	-	25	-	3.4	162	1	1	10	1	-	-
823	97	11	-	13	1	52	-	1	-	-	-	-	-	-	51	-	3.6	169	10	-	19	1	3	-
824	20	-	-	50	5	5	-	5	-	5	-	5.6	20800	-	-	-	-	-	1	1	-	1	-	-
825	11	-	-	9	-	4	-	-	-	-	-	-	-	-	-	-	-	-	-	-	-	-	-	-
826	93	-	-	50	2	24	-	24	-	21	-	5.2	18700	-	2	-	-	-	4	4	-	-	-	2
827	32	-	-	44	3	7	-	7	-	7	-	5.1	22500	-	-	-	-	-	2	2	-	-	-	-
828	22	-	-	64	-	4	-	-	-	-	-	-	-	-	-	-	-	-	-	-	-	-	-	-
901	278	-	-	43	8	73	3	46	-	38	-	5.7	23200	-	33	2	4.4	121	10	10	2	2	-	2
902	6	-	-	67	-	1	-	-	-	-	-	-	-	-	-	-	-	-	-	-	-	-	-	-
903	26	-	-	23	23	9	-	8	-	7	-	5.3	-	-	2	-	-	-	1	1	2	1	-	-
904	41	-	-	49	7	10	-	10	-	9	1	5.9	21500	-	1	-	-	-	1	1	2	-	-	-
906	149	-	-	52	5	38	1	35	-	31	-	5.4	26500	-	6	1	4.7	-	7	7	3	2	-	-
907	70	-	-	54	-	16	-	16	-	13	-	5.7	23100	-	3	-	-	-	2	2	-	-	-	-
909	41	-	-	34	17	12	-	12	-	11	-	4.9	24000	-	1	-	-	-	1	1	1	-	-	-
8530	12079	1	2	39	4	3628	46	2288	561	2083	21	5.8	24300	-	1429	18	4.1	151	2	223	218	322	169	56
101	18	-	-	28	22	8	-	7	-	3	-	-	-	-	4	-	-	-	-	-	1	3	-	-
103	105	-	-	36	11	33	-	26	-	29	-	5.7	26900	-	3	-	-	-	2	2	3	3	-	-
104	116	-	-	31	9	36	-	30	-	30	-	5.4	23600	-	5	-	3.8	-	1	1	2	-	-	-
105	121	-	-	46	5	32	1	28	-	29	1	5.5	25600	-	3	-	-	-	2	1	2	1	-	1
106	15	-	-	47	-	4	-	-	-	-	-	-	-	-	-	-	-	-	-	-	-	-	-	-
107	21	-	-	24	10	7	-	7	-	7	-	6.3	34300	-	-	-	-	-	-	-	1	-	-	-
108	96	-	-	31	7	29	-	29	-	28	-	6.4	32000	-	1	-	-	-	-	-	-	4	-	-
109	84	-	-	49	2	20	-	20	-	20	-	5.8	28100	-	-	-	-	-	3	3	-	-	-	-
110	69	-	-	48	3	18	-	18	-	18	-	6.3	25800	-	-	-	-	-	-	-	-	-	-	-
111	73	-	-	41	3	22	-	22	-	22	-	6.3	25800	-	-	-	-	-	-	-	3	1	-	-
112	63	-	-	43	6	18	-	18	-	17	-	5.9	24000	-	1	-	-	-	-	-	-	1	-	-
113	81	-	-	37	5	25	-	25	-	25	-	5.9	23700	-	-	-	-	-	-	-	-	2	-	-
114	136	-	-	46	4	35	-	35	-	34	-	6.0	26700	-	1	-	-	-	1	1	-	-	-	1
115	105	-	-	41	6	30	-	30	-	30	-	5.4	24500	-	-	-	-	-	-	-	-	-	-	-
116	104	-	-	42	7	30	-	30	-	27	-	5.3	18800	-	3	-	-	-	1	1	2	2	-	2
117	121	-	-	46	-	33	-	33	-	33	-	5.4	20800	-	-	-	-	-	-	-	1	1	-	-
203	26	-	-	31	8	8	3	8	-	6	2	4.2	10400	-	1	-	-	-	3	2	1	1	-	-
204	20	-	-	40	15	5	1	5	-	5	1	6.0	15500	-	-	-	-	-	-	-	-	-	-	-
205	192	-	-	49	4	55	19	52	-	38	8	4.6	10500	-	9	5	3.7	70	14	11	4	3	-	2
206	290	-	-	45	3	76	2	76	-	71	2	5.1	16500	-	5	-	4.4	123	13	13	3	2	1	1
207	110	-	-	51	-	27	-	27	-	25	-	5.3	19400	-	1	-	-	-	3	3	2	1	-	-
208	59	-	-	44	2	16	-	16	-	16	-	5.6	20900	-	-	-	-	-	2	2	1	1	-	-
209	106	-	-	51	1	24	-	24	-	22	-	5.5	20500	-	1	-	-	-	-	-	4	4	-	-
210	54	-	-	54	-	12	-	12	-	12	-	5.6	20000	-	-	-	-	-	2	2	3	3	-	1
211	73	-	-	49	-	16	-	16	-	16	-	5.3	20400	-	-	-	-	-	-	-	1	-	-	1
212	148	-	-	47	1	36	-	36	-	33	-	5.4	19500	-	3	-	-	-	5	5	5	2	-	-
213	135	-	-	47	2	32	-	32	-	29	-	5.1	19200	-	3	-	-	-	6	6	1	1	-	-
214	104	-	-	52	1	22	-	22	-	21	-	5.2	19100	-	1	-	-	-	5	5	-	-	-	-
215	61	-	-	56	-	14	-	14	-	14	-	5.9	20800	-	-	-	-	-	2	2	-	-	-	-
304	80	-	-	36	8	20	-	20	-	19	-	6.2	28400	-	1	-	-	-	2	2	1	1	-	1
305	516	4	2	35	2	181	1	61	88	46	-	5.4	20500	-	121	1	4.1	154	3	12	12	21	10	4
306																								

Table 2. Characteristics of Housing Units and Population, by Blocks: 1970—Con.

Kane County, Ill.

(Data exclude vacant seasonal and vacant migratory housing units. For minimum base for derived figures (percent, average, etc.) and meaning of symbols, see text)

Blocks Within Census Tracts	Percent of total population					Year-round housing units				Occupied housing units															
	Total population	Negro	In group quarters	Under 18 years	62 years and over	Total	Units in—		Owner				Renter				1.01 or more persons per room		With roomers, boarders, or lodgers						
							Lacking some or all plumbing facilities	Structures of 10 or more units	Total	Lacking some or all plumbing facilities	Average number of rooms	Average value (dollars)	Percent Negro	Total	Lacking some or all plumbing facilities	Average number of rooms	Average contract rent (dollars)	Percent Negro	Total	With all plumbing facilities	One-person households	With female head of family			
																								One-unit structures	Structures of 10 or more units
608	67	-	-	33	12	23	1	23	-	20	-	4.6	15800	-	2	-	1	1	2	1	-	
609	97	-	-	31	16	32	-	29	-	30	-	4.9	15600	-	1	-	2	2	1	1	1	
701	63	-	-	38	5	19	-	19	-	18	-	4.9	14900	-	1	-	1	1	2	2	-	
702	73	-	-	33	19	25	2	23	-	20	2	5.1	16300	-	4	-	3	3	3	1	-	
703	72	-	-	28	19	26	-	26	-	21	-	4.7	15800	-	4	-	2	2	3	3	-	
704	76	-	-	47	4	19	-	17	-	15	-	4.7	13200	-	4	-	5	5	-	2	1	
705	64	14	-	47	8	18	1	18	-	16	1	5.2	11300	19	2	2	2	5	-	1	
706	66	26	-	38	5	20	1	20	-	13	1	5.0	13200	15	6	-	4.3	85	-	1	1	1	1	1	
707#	83	34	-	43	6	20	2	20	-	7	2	5.0	12100	57	13	-	4.5	115	39	6	5	4	1	-	
708	84	23	-	48	5	20	1	18	-	12	-	4.9	12500	-	7	-	3.7	94	43	6	6	-	1	1	
709	91	6	-	39	10	25	-	25	-	16	-	5.0	14500	13	9	-	4.9	104	-	5	5	1	-	2	
8532	6170	9	1	36	14	2221	85	935	304	897	8	6.1	18100	8	1183	65	4.0	120	7	158	152	548	173	46	
101	387	12	4	23	30	242	8	15	214	7	-	7.3	26500	-	189	8	3.0	154	9	6	5	105	15	-	
104	38	-	-	34	11	8	-	2	-	-	-	-	-	-	7	-	5.9	99	-	2	2	-	2	1	
105	76	8	-	32	11	39	23	9	22	3	29	18	2.3	91	7	6	4	16	2	-	
107	35	43	-	23	11	14	4	6	1	-	-	-	-	-	11	2	3.5	107	18	2	2	2	2	-	
108#	19	-	-	21	5	9	-	1	-	2	7	-	3.3	124	-	-	-	3	2	-	
109	17	-	-	41	18	6	-	5	-	5	-	5.2	...	-	1	-	-	-	2	-	1	
110	18	-	-	22	6	7	-	2	-	-	-	-	-	-	7	-	3.7	119	-	1	1	1	1	-	
111	65	-	-	29	14	28	-	2	-	4	-	21	-	3.6	104	-	6	6	9	2	-	
112	31	-	-	26	23	12	-	6	-	3	-	9	-	4.8	89	-	-	-	3	1	-	
113	65	-	-	37	15	23	-	9	-	2	-	21	-	4.5	100	-	2	2	6	2	1	
114	40	-	-	43	10	14	-	4	-	1	-	11	-	5.5	119	-	1	1	1	2	-	
115	173	-	-	47	10	44	-	36	-	36	-	7.3	22900	-	8	-	5.5	109	-	3	3	7	2	1	
116	153	6	15	33	18	46	-	15	-	10	-	6.1	20000	-	32	-	4.3	131	9	4	4	8	3	1	
117	120	3	-	42	17	37	-	24	-	23	-	6.1	20500	4	12	-	4.7	114	-	4	4	5	5	1	
118	47	-	-	40	13	14	-	11	-	8	-	6.1	18100	-	6	-	5.5	123	-	1	1	5	1	-	
119	40	-	-	20	23	16	-	8	-	11	-	5.6	16600	-	5	-	3.6	120	-	-	-	3	2	-	
120	2	2
121	53	17	-	42	15	14	-	12	-	11	-	6.1	19600	9	3	2	2	3	1	-	
122	166	-	-	26	26	62	-	42	-	43	-	6.0	18000	-	16	-	4.5	104	-	1	1	6	4	1	
201	172	-	-	33	17	60	-	42	-	45	-	6.2	20300	-	14	-	4.7	115	-	3	3	11	2	-	
202	212	3	2	40	12	65	-	36	-	40	-	6.2	18000	-	24	-	4.7	128	4	4	4	7	8	-	
203	237	3	-	38	10	72	-	39	-	42	-	6.1	18500	5	25	-	4.8	105	-	3	3	7	8	5	
204	295	-	-	43	11	83	3	42	-	42	1	6.1	16700	-	40	2	4.4	119	-	8	8	13	8	1	
205	145	-	-	42	6	45	-	15	-	20	-	6.4	18500	-	23	-	4.5	125	-	2	2	6	2	1	
206	134	2	-	25	20	55	1	28	-	33	1	6.3	20600	3	21	-	4.6	106	-	1	1	19	2	2	
207	143	-	-	41	15	54	2	27	-	28	-	6.5	22200	-	21	2	4.0	126	-	2	2	16	3	1	
208	93	-	24	54	11	21	-	17	-	13	-	7.5	24800	-	7	-	6.0	140	-	1	1	3	1	1	
209	34	-	-	12	58	23	-	6	-	6	-	5.3	17000	-	16	-	3.8	156	-	-	-	15	5	-	
210	54	-	-	48	7	16	-	10	-	8	-	6.4	15700	-	7	-	3.6	87	-	3	3	5	2	-	
211	103	-	9	38	4	34	-	16	-	13	-	6.2	18500	-	18	-	4.4	125	-	1	1	7	3	-	
212	33	-	-	39	18	10	1	7	-	9	1	5.9	16300	-	1	-	-	-	1	1	-	
213	71	-	-	25	14	28	1	15	-	12	-	4.1	12400	-	16	-	-	-	7	1	-	
214	66	-	-	29	23	27	-	11	-	10	-	5.8	16000	-	17	-	4.9	109	-	-	-	9	1	1	
215	66	-	-	27	11	28	-	11	-	12	-	5.9	15800	-	16	2	3.9	120	-	-	-	8	3	-	
216	55	-	-	47	6	18	1	6	-	5	1	6.4	...	-	11	-	4.8	128	-	3	3	5	4	-	
217	7	-	-	71	-	1	-	-	
218	81	-	-	36	7	33	6	6	...	6.0	18800	-	25	5	3.8	121	-	3	3	14	1	-	
219	58	3	-	22	-	23	5	3	12	3	19	5	3.1	147	11	4	2	3	2	-	
220	24	-	-	25	8	11	4	2	-	1	8	4	3.6	143	-	-	-	1	-	1	
221	119	-	-	29	10	51	4	6	-	8	-	5.3	13800	-	40	4	3.2	105	-	4	4	17	3	1	
222	38	-	-	5	37	27	2	8	-	5	-	5.2	...	-	18	1	4.3	103	-	-	-	11	-	-	
223	93	-	-	19	41	63	6	4	55	3	-	56	4	2.6	87	-	2	2	45	1	-	
301	10	-	-	10	30	4	-	-	
302	63	-	-	37	16	24	1	7	-	8	-	6.3	27100	-	14	1	3.8	82	-	3	3	7	1	2	
303	89	-	-	29	5	36	2	7	-	8	-	5.1	...	-	26	2	4.0	131	-	2	2	10	1	2	
304	32	-	-	22	25	11	-	4	-	5	-	6.6	...	-	6	-	3.7	105	-	-	-	1	2	-	
306	60	-	-	33	22	23	-	10	-	11	-	5.7	15400	-	12	-	4.3	109	-	1	1	7	2	-	
307	77	-	-	35	12	26	-	8	-	12	-	7.2	28200	-	14	-	4.1	117	-	-	-	5	-	-	
308	77	3	-	30	12	28	-	7	-	8	-	6.0	17700	-	19	-	4.8	115	5	-	-	4	2	1	
309	153	-	-	43	5	51	-	19	-	18	-	6.6	21100	-	30	-	4.4	126	-	2	2	8	8	1	
310	112	5	-	40	10	37	-	15	-	16	-	6.3	16100	-	20	-	5.1	128	10	4	4	7	7	-	
311	72	-	-	39	10	23	-	18	-	11	-	5.6	16100	-	10	-	4.9	146	-	1	1	3	-	-	
312	85	-	-	46	6	26	-	15	-	13	-	5.8	15200	-	11	-	4.7	105	-	3	3	3	4	-	
314	20	-	-	30	25	7	-	6	-	5	-	5.8	16500	-	2	-	-	-	-	-	-	
315	33	-	-	30	12	8	-	8	-	8	-	5.4	16100	-	-	-	-	-	-	2	2	-	1	-	
316	95	21	-	27	18	31	1	27	-	24	1	5.6	15400	25	7	-	4.3	121	29	2	2	7	3	1	
317	125	17	-	34	13	42	2	16	-	18	1	6.2	16300	11	22	1	4.4	107	23	4	4	8	4	5	
318	132	-	-	39	12	44	-	21	-	24	-	6.4	17200	-	19	-	4.1	98	-	3	3	11	2	-	
319	114	-	-	31	18	43	-	22	-	27	-	6.5	18300	-	16	-	4.9	99	-	1	1	10	4	-	
320	295	8	1	45	6	79	-	38	-	36	-	5.6	15000	17	37	-	4.2	109	3	16	16	7	7		

Table 2. Characteristics of Housing Units and Population, by Blocks: 1970—Con.

Kane County, Ill.

[Data exclude vacant seasonal and vacant migratory housing units. For minimum base for derived figures (percent, average, etc.) and meaning of symbols, see text]

Blocks Within Census Tracts	Percent of total population				Year-round housing units				Occupied housing units															
	Total population	Negro	In group quarters	Under 18 years and over	Total	Lacking some or all plumbing facilities	Units in—		Owner			Renter			1.01 or more persons per room		With all plumbing facilities	One-person households	With female head of family	With roomers, boarders, or lodgers				
							One-unit structures	Structures of 10 or more units	Total	Lacking some or all plumbing facilities	Average number of rooms	Average value (dollars)	Percent Negro	Total	Lacking some or all plumbing facilities	Average number of rooms					Average contract rent (dollars)	Percent Negro	Total	With all plumbing facilities
114	28	-	-	21	14	10	-	9	-	8	-	5.0	13000	-	2	-	-	-	1	1	1	2	-	
201	29	41	-	52	14	6	-	3	-	4	-	-	-	-	2	-	-	-	1	1	-	-	-	
202	70	-	-	46	10	20	2	4	-	6	-	5.8	-	-	13	2	3.7	93	-	4	4	3	1	
203	26	-	-	27	19	10	-	5	-	6	-	4.8	15500	-	4	-	-	-	-	-	-	1	-	
205	21	-	-	33	14	7	-	7	-	4	-	-	-	-	3	-	-	-	-	-	-	2	1	
207	70	-	-	27	13	24	1	16	-	15	1	5.5	14100	-	8	-	3.6	100	-	2	2	1	-	
208	32	-	-	44	13	11	-	7	-	7	-	6.1	-	-	2	-	-	-	2	2	2	-	-	
209	46	-	-	22	30	18	-	10	-	7	-	6.1	11700	-	11	-	5.4	124	-	1	1	5	1	
210	91	-	-	33	12	27	2	16	-	19	1	6.2	14400	-	8	1	3.9	74	-	3	3	3	1	
211	73	1	-	36	14	22	-	14	-	15	-	6.2	21200	-	7	-	3.9	113	14	-	-	4	1	
212	139	-	-	33	18	43	-	30	-	29	-	6.6	17000	-	12	-	5.8	99	-	2	2	7	6	
213	85	-	-	33	19	29	2	18	-	21	1	6.7	17100	-	7	1	4.4	94	-	2	2	5	3	
214	70	-	-	49	6	16	-	12	-	14	-	6.3	25600	-	2	-	-	-	3	3	3	-	-	
301	54	-	-	35	15	17	-	12	-	14	-	5.5	18000	-	3	-	-	-	1	1	1	2	4	
302	132	-	-	33	21	44	-	37	-	35	-	6.6	19900	-	9	-	4.2	114	-	3	3	11	5	
303	52	-	12	21	8	14	-	11	-	8	-	5.3	17300	-	8	-	4.8	95	-	-	-	2	-	
304	78	-	-	26	18	28	-	22	-	24	-	5.3	18600	-	3	-	-	-	-	-	-	4	4	
305	62	-	-	26	11	23	-	14	-	11	-	5.5	20500	-	12	-	3.6	125	-	-	-	5	-	
306	2	-	-	-	-	2	-	-	-	-	-	-	-	-	-	-	-	-	-	-	-	-	1	
307	168	-	-	31	19	56	-	44	-	46	-	5.9	16500	-	8	-	5.0	96	-	3	3	10	4	
308	110	-	-	46	14	31	1	22	-	25	1	6.5	20400	-	6	-	4.2	90	-	3	3	8	2	
309	48	-	-	25	15	16	-	16	-	16	-	5.1	19600	-	1	-	-	-	1	1	1	1	-	
310	68	-	-	34	18	20	1	20	-	19	1	5.5	22300	-	1	-	-	-	-	-	-	3	1	
311	80	-	-	41	6	20	-	16	-	16	-	5.4	20200	-	4	-	-	-	3	3	3	-	-	
312	62	-	-	29	10	19	-	19	-	17	-	5.4	16800	-	-	-	-	-	1	1	1	2	3	
313	84	-	-	33	13	25	4	14	-	17	2	5.7	16700	-	8	2	3.8	107	-	3	3	4	1	
314	136	-	-	35	12	39	-	35	-	29	-	5.1	19500	-	10	-	4.2	127	-	7	7	2	2	
315	134	-	7	43	5	31	-	31	-	30	-	5.1	24400	-	1	-	-	-	2	2	2	1	-	
316	116	-	-	47	10	29	-	25	-	24	-	5.1	21700	-	5	-	4.6	162	-	3	3	3	2	
318	62	-	-	37	18	17	1	17	-	17	1	4.9	18700	-	-	-	-	-	1	1	1	1	-	
B534	6520	13	1	39	11	2018	100	1039	15	1053	22	5.9	14900	8	867	70	4.0	108	15	280	258	334	212	68
101	39	-	-	41	8	11	-	10	-	8	-	5.3	18300	-	3	-	-	-	-	-	-	1	-	-
102	33	-	-	39	9	10	-	8	-	6	-	5.3	12500	-	4	-	-	-	1	1	1	2	-	-
103	74	-	-	38	8	23	1	21	-	20	1	5.1	16600	-	3	-	-	-	1	1	1	2	2	-
104	55	13	-	46	11	15	-	13	-	13	-	6.0	13300	-	2	-	-	-	3	3	3	4	4	-
105	84	-	-	42	16	31	1	18	-	16	-	5.3	13900	-	12	1	5.0	118	-	2	2	4	6	-
106	113	-	-	35	15	33	-	30	-	28	-	5.5	17500	-	4	-	-	-	4	4	4	3	4	-
107	104	-	-	36	18	33	-	23	-	22	-	6.8	16400	-	11	-	4.5	94	-	2	2	5	2	-
108	78	-	-	27	15	27	-	18	-	17	-	6.0	13100	-	9	-	4.3	104	-	1	1	3	1	1
109	99	-	-	32	16	33	1	20	-	22	-	6.4	14500	-	9	-	3.9	102	-	1	1	6	1	-
110	166	-	-	42	7	46	-	26	-	29	-	6.0	15700	-	16	-	4.1	127	-	6	6	4	6	1
201	112	-	-	42	13	30	3	18	-	19	2	5.3	14000	-	11	1	4.4	112	-	7	6	4	2	-
202	156	2	-	35	16	50	1	26	-	32	1	6.3	14500	6	15	-	4.0	117	-	6	6	9	4	2
203	140	9	-	35	11	44	-	28	-	22	-	6.1	15800	5	20	-	4.3	105	-	4	4	7	3	-
204	109	17	-	39	6	30	2	24	-	22	-	6.0	15500	18	8	2	3.6	116	-	2	2	2	4	-
205	83	49	-	45	6	22	1	18	-	16	-	5.7	15700	38	6	1	4.8	140	50	4	3	3	1	1
207	116	20	-	43	12	31	1	25	-	21	1	6.2	13000	29	8	-	4.3	114	-	3	3	1	3	-
208	94	19	-	39	9	25	-	21	-	18	-	5.7	14600	17	7	-	4.9	102	29	4	4	2	-	1
209	204	68	-	40	9	55	1	33	-	27	-	5.8	13500	33	27	1	5.0	130	96	9	9	6	8	5
210	101	17	-	48	4	26	2	14	-	14	1	5.9	14800	14	12	1	3.9	102	8	6	6	5	3	-
211	85	-	-	47	6	24	-	18	-	13	-	6.1	14700	-	9	-	4.6	124	-	2	2	3	-	-
301	154	6	-	49	10	41	-	27	-	23	-	5.7	13800	9	16	-	5.1	100	6	8	8	7	2	1
302	167	-	-	43	10	49	4	17	-	20	-	5.4	14200	-	26	4	3.8	90	-	8	8	7	6	1
303	91	7	-	35	10	32	4	13	-	13	-	6.2	14000	8	15	4	4.2	116	-	5	4	2	4	2
304	118	9	-	33	19	39	4	23	-	21	1	5.7	16400	5	16	3	3.3	105	6	6	5	7	4	-
305	165	5	12	23	15	55	1	19	-	27	1	6.1	15300	7	26	-	3.7	109	-	3	3	14	7	2
306	193	31	-	45	7	58	4	26	-	28	2	5.6	15200	29	26	2	3.4	105	27	15	13	11	6	2
307	136	27	-	46	7	34	3	21	-	23	-	6.0	13700	22	10	3	4.4	101	50	6	4	3	5	3
308	142	13	-	44	13	39	1	21	-	23	1	5.3	13500	13	16	-	4.1	88	13	9	9	7	4	3
309	224	37	-	47	7	54	2	33	-	21	-	5.9	12600	14	33	2	4.3	99	42	15	14	5	9	1
310	66	9	9	41	11	16	-	8	-	9	-	5.9	17900	11	6	-	4.0	93	33	3	3	2	1	1
401	163	-	-	42	9	56	-	28	10	26	-	6.0	15600	-	23	-	4.1	102	-	5	5	9	7	-
402	173	-	-	34	10	56	1	34	-	34	-	5.9	15400	-	20	1	3.8	108	-	6	6	10	3	2
403	7	-	-	71	-	-	-	-	-	-	-	-	-	-	-	-	-	-	-	-	-	-	-	-
404	89	18	-	42	12	31	-	4	-	7	-	5.1	-	14	24	-	3.2	90	4	5	5	11	4	1
405	58	-	-	36	21	23	1	10	-	12	-	6.1	15100	-	6	1	3.5	109	-	1	1	5	1	-
406	76	-	-	35	7	22	-	11	-	14	-	6.3	14400	-	9	-	4.9	126	-	2	2	3	3	-
407	316	10	-	45	5	86	1	31	-	40	-	6.6	15300	-	44	1	3.4	108	16	21	21	12	13	2
408	82	5	-	38	7	27	2	9	-	11	1	6.5	14100	9	14	1	3.5	116	-	4	4	4	2	2
409	62	-	-	29	24	26	2	2	-	5	-	6.0	-	-	20	1	3.5	113	-	1	1	7	4	-
410	186	16	-	37	8	62	11	13	-	15	3	5.7	16300	13	42	8	3.1	118	7	14	14	15	2	8
411	100	34	7	30	13	36	9	7	1	11	1	5.4	12900											

Table 2. Characteristics of Housing Units and Population, by Blocks: 1970—Con.

Kane County, Ill.

(Data exclude vacant seasonal and vacant migratory housing units. For minimum base for derived figures (percent, average, etc.) and meaning of symbols, see text)

Blocks Within Census Tracts	Percent of total population				Year-round housing units				Occupied housing units															
	Total population	Negro	In group quarters	Under 18 years and over	Total	Lacking some or all plumbing facilities	Units in—		Owner				Renter				1.01 or more persons per room		With roomers, boarders, or lodgers					
							One-unit structures	Structures of 10 or more units	Total	Lacking some or all plumbing facilities	Average number of rooms	Average value (dollars)	Percent Negro	Total	Lacking some or all plumbing facilities	Average number of rooms	Average contract rent (dollars)	Percent Negro	Total	With all plumbing facilities	One-person households	With female head of family		
606	47	-	-	34	11	18	1	12	-	12	-	5.2	14100	-	4	-	1	1	2	2	-
607	113	2	-	31	7	37	2	23	-	25	1	5.6	17900	4	11	1	4.2	121	-	4	4	6	6	1
608#	103	2	-	37	11	33	1	27	-	26	1	5.5	13800	-	7	-	3.9	128	14	4	4	8	2	1
8535	3799	20	-	36	11	1196	26	881	27	812	13	5.3	16100	14	354	12	4.3	118	26	127	126	174	94	27
102	54	-	-	33	13	17	-	13	-	10	-	4.3	13800	-	7	-	4.0	119	-	2	2	4	-	-
103	43	-	-	16	19	20	1	20	-	16	1	4.8	11400	-	3	-	-	-	5	-	-
104	77	-	-	43	5	19	1	17	-	11	1	6.2	17600	-	7	-	4.6	73	-	4	4	-	2	1
105	44	-	-	30	11	22	2	10	-	9	1	5.6	13900	-	9	1	3.3	101	-	1	1	7	-	-
106	93	12	-	43	10	25	-	20	-	19	-	5.5	13700	11	6	-	4.7	131	-	3	3	3	1	-
107	122	-	-	47	6	29	-	13	-	11	-	5.2	16300	-	18	-	3.8	118	-	9	9	2	1	-
108	105	6	-	50	6	26	1	23	-	20	1	5.4	17600	5	6	-	3.8	108	-	9	9	3	1	-
109	90	6	-	32	7	30	-	18	-	19	-	5.4	17200	5	11	-	4.3	141	-	2	2	1	1	-
110	99	-	-	31	5	33	-	17	-	21	-	5.4	16600	-	11	-	4.3	128	-	-	-	4	3	-
111	91	-	-	32	6	30	1	22	-	18	1	5.5	17600	-	12	-	4.3	129	-	1	1	3	2	-
201	101	2	-	37	13	30	-	24	-	23	-	5.5	17300	-	7	-	4.1	125	14	3	3	5	1	-
202	89	-	-	38	12	27	3	21	-	23	2	5.1	14600	-	4	-	4	3	2	4	-
204	72	-	-	31	15	24	-	17	-	17	-	5.4	16600	-	6	-	5.3	135	-	1	1	2	2	1
205	64	-	-	28	14	23	-	15	-	14	-	5.2	20700	-	8	-	4.0	151	-	1	1	2	1	1
206	91	-	-	35	10	33	-	25	-	24	-	5.1	17400	-	9	-	4.9	112	-	-	-	9	1	-
207	80	-	-	28	19	28	-	21	-	20	-	5.1	16800	-	8	-	4.6	117	-	2	2	6	-	-
208	88	-	-	26	19	32	2	20	-	20	-	5.9	16300	-	11	2	3.6	123	-	-	-	3	5	7
209	127	-	-	39	8	36	-	24	-	26	-	5.5	17400	-	10	-	4.9	131	-	2	2	3	2	-
210	119	-	-	34	8	41	-	24	-	30	-	5.1	16600	-	8	-	4.6	109	-	4	4	6	2	-
211	92	-	-	32	14	32	-	32	-	27	-	5.1	16600	-	5	-	5.0	...	-	1	1	6	-	-
212	91	-	-	36	15	26	-	26	-	23	-	5.7	15300	-	3	-	3	3	3	-	2
301	54	-	-	19	19	21	1	20	-	19	-	5.2	17000	-	2	-	-	-	4	1	2
302	79	-	-	24	24	30	-	27	-	23	-	4.9	16100	-	7	-	4.3	107	-	-	-	5	5	-
303	79	-	-	22	27	30	-	25	-	25	-	5.8	17800	-	5	-	3.8	110	-	-	-	8	1	1
304	61	-	-	25	12	21	1	11	10	7	-	4.9	14800	-	13	1	3.5	138	-	3	3	2	2	-
305	52	-	-	33	17	19	-	13	-	15	-	5.5	16600	-	4	-	-	-	6	-	-
306	19	-	-	17	5	6	-	6	-	6	-	5.7	14800	-	-	-	-	-	-	-	-	1	-	-
307	54	-	-	19	26	22	-	22	-	18	-	5.6	14400	-	3	-	-	-	4	2	1
309#	89	34	-	45	3	22	2	14	-	19	1	5.8	19300	42	5	1	4.8	115	20	3	3	5	2	1
310	90	56	-	29	12	27	-	22	-	21	-	6.0	17400	52	6	-	4.3	102	50	2	2	3	1	-
311	166	15	-	43	6	43	-	39	-	29	-	5.3	13300	14	14	-	4.6	106	21	9	9	7	2	4
312	134	38	-	46	10	38	-	38	-	31	-	5.5	13800	32	4	-	8	8	4	6	2
313	124	33	-	40	9	38	-	34	-	34	-	5.0	16300	29	3	-	4	4	4	3	-
314	100	-	-	38	16	31	1	28	-	25	1	5.4	17100	-	6	-	4.5	108	-	3	3	6	2	-
315	122	3	-	43	7	34	-	29	-	25	-	5.4	16800	8	8	-	4.5	118	-	4	4	4	1	-
401	12	25	-	25	-	4	-	-	-	-	-	-	-	-	-	-	-	-	-	-	-	-	-	-
402	38	16	-	37	18	11	-	11	-	11	-	5.1	17300	9	-	-	-	-	-	1	1	-	-	-
403	54	24	-	20	19	20	-	12	1	13	-	4.8	16300	8	7	-	4.1	92	43	2	2	5	4	-
404#	56	48	-	36	14	20	2	17	-	13	1	4.9	16100	39	5	1	4.8	97	20	2	2	4	4	-
405	50	22	-	34	14	15	-	13	-	11	-	5.3	17600	18	3	-	1	1	1	1	1
406	50	86	-	48	6	15	-	15	-	13	-	4.9	15600	85	2	-	2	2	3	5	1
407	74	82	-	49	7	21	1	13	-	12	1	4.9	14900	83	7	-	4.6	143	100	7	7	3	3	1
408	17	94	-	12	24	9	-	4	-	3	-	-	-	-	6	1	4.2	130	83	1	1	3	2	1
409	50	90	-	30	14	17	3	10	-	9	-	4.4	10900	100	8	2	4.4	101	88	3	3	4	3	2
410	160	94	-	46	7	49	1	8	16	6	-	4.8	12900	100	42	1	4.0	127	98	9	9	7	13	1
411#	93	70	-	42	8	22	1	13	-	9	-	5.3	16600	89	12	-	4.5	117	58	5	5	3	1	2
412#	88	91	-	39	14	24	-	17	-	10	-	5.5	13900	90	13	-	3.7	106	85	6	6	1	3	1
8536	5072	21	1	36	13	1707	104	801	10	786	16	5.8	15700	19	850	80	3.8	109	11	207	193	397	145	53
101	106	83	-	48	7	25	-	21	-	18	-	5.2	14300	89	6	-	4.5	128	82	4	4	1	1	1
102	85	74	-	53	6	21	-	19	-	12	-	5.1	14700	75	9	-	4.3	94	78	4	4	1	4	4
103	123	57	-	35	11	34	3	19	-	14	2	5.4	15000	71	20	1	3.4	90	30	5	5	8	3	4
104	86	77	12	35	9	24	1	20	-	15	-	5.3	12100	80	9	1	3.6	123	44	3	3	3	2	2
105	92	90	-	42	2	26	-	17	-	14	-	5.6	13800	86	9	-	3.6	127	89	5	5	2	3	1
106	122	60	-	32	12	49	5	20	-	13	-	5.7	13200	85	35	5	3.0	94	23	7	7	21	9	1
107	80	81	-	40	9	24	1	12	-	12	1	5.2	16700	58	12	-	4.2	115	100	7	6	2	3	3
108	74	70	-	49	3	17	-	12	-	8	-	5.0	13600	75	8	-	4.0	113	50	7	7	3	1	2
109	143	32	-	48	10	38	-	31	-	25	-	5.4	14000	32	11	-	4.1	96	9	9	9	3	2	1
110	71	45	-	51	11	16	-	16	-	13	-	5.2	13800	39	3	-	7	7	2	1	-
111	64	50	13	33	9	15	-	14	-	14	-	5.2	16200	29	1	-	3	3	3	2	2
112	50	14	-	32	10	16	-	16	-	7	-	5.7	13300	14	9	-	4.8	109	-	2	2	2	1	1
113	74	84	-	53	3	16	1	14	-	15	1	5.4	14700	67	1	-	4	3	2	2	1
115	69	45	-	45	7	15	-	10	-	12	-	6.0	18600	33	3	-	3	3	4	1	-
116	74	24	-	37	18	24	-	16	-	15	-	6.3	18700	7	9	-	4.1	102	44	2	2	4	3	4
118	34	-	-	35	12	8	-	6	-	6	-	5.3	15800	-	2	-	2	2	-	-	-
201	147	20	-	41	12	40	-	22	-	24	-	5.5	16300	21	15	-	4.2	108	7	8	8	6	2	1
202	51	-	-	28	16	18	-	17	-	14	-	5.1	15000	-										

Table 2. Characteristics of Housing Units and Population, by Blocks: 1970—Con.

Kane County, Ill.

(Data exclude vacant seasonal and vacant migratory housing units. For minimum base for derived figures (percent, average, etc.) and meaning of symbols, see text)

Blocks Within Census Tracts	Percent of total population				Year-round housing units				Occupied housing units															
	Total population	Negro	In group quarters	Under 18 years	62 years and over	Total	Units in—		Owner				Renter				1.01 or more persons per room		One-person households	With female head of family	With roomers, boarders, or lodgers			
							Lacking some or all plumbing facilities	Structures of 10 or more units	Lacking some or all plumbing facilities	Average number of rooms	Average value (dollars)	Percent Negro	Lacking some or all plumbing facilities	Average number of rooms	Average contract rent (dollars)	Percent Negro	Total	With all plumbing facilities						
																						One-unit structures	Structures of 10 or more units	Total
301	78	3	—	19	23	42	2	6	—	11	2	5.2	15500	9	25	—	3.4	110	—	1	1	9	3	1
302	159	5	—	46	11	54	8	14	—	20	1	6.1	15900	5	30	6	4.0	92	—	5	5	16	4	1
303	49	—	—	33	14	20	4	4	—	7	—	6.0	—	—	13	4	2.9	101	—	1	1	7	1	—
304	50	—	—	36	16	17	—	6	—	7	—	6.4	14800	—	9	—	5.0	92	—	—	—	—	4	—
305	41	—	—	34	10	15	—	8	—	7	—	6.0	—	—	8	—	4.5	146	—	—	—	3	1	—
306	23	—	—	30	17	12	—	3	—	2	—	—	—	—	9	—	3.6	125	—	—	—	5	—	—
307	11	—	—	18	27	7	—	2	—	2	—	—	—	—	5	—	4.0	125	—	—	—	5	—	—
308	14	—	—	19	38	8	—	3	—	4	—	—	—	—	4	—	—	—	—	—	—	4	—	—
309	51	—	16	26	14	17	1	8	—	8	—	6.1	17000	—	8	1	4.9	102	—	2	1	5	3	1
310	59	2	—	19	10	25	—	6	10	5	—	5.2	—	—	19	—	3.3	101	5	4	4	4	4	1
311	33	—	—	21	21	16	1	1	—	1	—	—	—	—	13	1	3.5	105	—	1	1	4	—	—
312	25	—	—	24	36	10	—	8	—	4	—	—	—	—	6	—	4.2	125	—	—	—	1	—	—
313	42	—	—	48	17	14	—	10	—	9	—	5.8	20400	—	4	—	—	—	—	2	2	4	4	—
314	49	—	—	25	33	22	1	17	—	15	—	6.2	18000	—	5	1	6.2	—	—	1	1	6	4	—
315	72	7	—	32	15	30	—	17	—	13	—	5.6	13300	8	16	—	5.4	117	6	1	1	10	1	—
316	114	—	—	35	14	40	—	19	—	19	—	6.1	14300	—	21	—	4.8	116	—	2	2	7	4	1
317	173	—	5	42	13	48	1	28	—	30	—	5.9	17400	—	16	1	4.7	109	—	7	7	10	1	1
401	49	—	—	29	20	21	1	9	—	8	1	7.4	18500	—	11	—	4.9	119	—	—	—	5	—	—
402	56	—	—	39	9	17	—	12	—	10	—	6.8	16500	—	5	—	4.0	117	—	—	—	1	—	—
403	88	—	—	22	14	41	1	5	—	10	1	6.4	—	—	30	—	4.0	115	—	—	—	16	1	1
404	103	—	—	35	14	34	1	17	—	18	—	6.6	15400	—	16	1	4.1	114	—	2	2	8	2	1
405	55	—	—	24	11	24	6	6	—	6	—	6.5	12300	—	17	6	2.7	95	—	1	1	10	2	1
406	51	—	—	12	35	30	3	4	—	11	—	5.1	—	—	14	2	2.9	96	—	—	—	13	1	—
407	112	—	—	25	17	51	14	4	—	9	—	6.2	—	—	40	13	2.8	103	—	6	5	24	3	—
408	20	—	—	—	35	17	1	1	—	1	—	—	—	—	14	1	2.8	99	—	—	—	10	1	—
409	29	—	—	24	14	15	3	3	—	3	—	—	—	—	12	3	2.6	91	—	1	1	6	2	—
410	37	—	—	35	3	35	—	2	—	1	—	—	—	—	14	—	3.1	109	—	1	1	6	2	—
411	34	—	—	24	27	21	4	8	—	7	1	5.6	—	—	13	3	2.9	77	—	—	—	15	1	—
412	43	—	—	21	26	18	—	5	—	7	—	5.7	—	—	11	—	4.4	124	—	1	1	4	3	1
413	7	—	—	29	—	2	—	—	—	—	—	—	—	—	—	—	—	—	—	—	—	—	—	—
415	40	—	—	20	25	15	2	—	—	1	—	—	—	—	14	2	5.9	109	—	1	1	5	—	—
416	95	11	—	17	12	50	24	2	—	9	—	4.2	—	—	35	19	2.1	98	11	13	4	15	3	—
417	67	—	27	15	28	18	2	4	—	4	—	—	—	—	13	1	2.8	142	—	4	4	3	2	—
418	88	—	—	35	17	31	—	7	—	7	—	5.9	12500	—	24	—	4.6	121	—	4	4	8	4	1
8537	374	6	—	18	25	263	126	20	155	17	—	4.1	—	12	228	117	1.7	84	3	27	18	183	6	8
101	31	—	—	19	36	22	2	5	—	4	—	—	—	—	14	2	1.7	76	—	1	1	10	—	—
102	10	—	—	20	10	4	—	—	—	—	—	—	—	—	—	—	—	—	—	—	—	—	—	—
103	2	—	—	—	—	—	—	—	—	—	—	—	—	—	—	—	—	—	—	—	—	—	—	—
104	26	—	—	8	27	22	20	1	20	—	—	—	—	—	22	20	1.1	79	—	1	—	20	—	—
105#	16	—	—	6	38	8	5	—	—	1	—	—	—	—	5	3	4.0	105	—	1	—	1	—	2
106	19	21	—	42	16	7	—	4	—	4	—	—	—	—	3	—	—	—	—	3	3	3	—	—
107	26	15	—	31	4	12	—	—	—	1	—	—	—	—	11	—	2.6	97	9	2	2	6	2	—
109	18	—	—	—	44	16	15	—	16	—	—	—	—	—	16	15	1.1	46	—	2	—	14	—	2
114	5	—	—	—	60	5	4	—	—	—	—	—	—	—	5	4	1.8	—	—	—	—	5	—	—
115	2	—	—	—	—	4	—	—	—	—	—	—	—	—	—	—	—	—	—	—	—	—	—	—
202	73	—	—	6	49	65	14	—	62	1	—	—	—	—	63	14	1.0	84	2	5	4	59	3	1
203	49	31	—	25	12	30	20	2	24	1	—	—	—	—	29	20	1.4	101	14	5	4	23	—	—
205	56	—	—	20	13	44	36	2	31	1	—	—	—	—	38	31	1.9	77	—	4	1	28	—	2
206	25	—	—	56	—	8	1	—	—	7	—	—	—	—	6	1	3.0	87	—	3	3	3	1	1
213	10	—	—	—	50	11	8	—	—	—	—	—	—	—	9	6	1.8	79	—	—	—	8	—	—
214	2	—	—	—	—	1	—	—	—	—	—	—	—	—	—	—	—	—	—	—	—	—	—	—
215	4	—	—	—	—	3	—	—	—	—	—	—	—	—	—	—	—	—	—	—	—	—	—	—
8538	2468	3	1	38	11	836	145	383	100	308	7	5.8	15800	3	477	130	3.5	105	4	117	110	208	57	24
101	39	—	—	13	26	23	8	13	—	10	2	5.5	15100	—	11	5	2.7	86	—	2	2	11	1	1
102	16	—	—	25	25	8	1	4	—	3	—	—	—	—	5	1	3.8	—	—	—	—	4	—	—
103	188	6	4	46	4	58	9	12	—	4	—	—	—	—	43	5	3.7	101	2	14	12	10	8	—
104	103	6	—	—	34	101	100	1	100	1	—	—	—	—	100	100	1.0	86	6	1	—	99	—	—
105	90	9	—	41	3	35	6	11	—	2	—	—	—	—	27	5	3.7	116	19	9	7	6	1	1
106	57	—	19	26	9	18	—	10	—	8	—	5.4	13200	—	10	—	4.2	90	—	—	—	4	2	—
107	272	6	—	43	6	80	2	32	—	24	1	5.4	14600	8	51	1	3.8	126	2	22	22	11	6	2
108	35	—	—	26	14	13	—	10	—	6	—	5.5	13000	—	5	—	4.0	120	—	—	—	1	—	—
109	89	12	—	38	11	31	—	6	—	7	—	5.4	—	29	18	—	3.6	105	11	9	9	3	1	4
110#	42	—	—	33	10	16	2	8	—	6	—	6.3	14800	—	8	—	4.1	89	—	2	2	2	3	2
111	71	—	—	38	13	24	1	12	—	8	—	5.6	14300	—	15	1	4.3	111	—	3	3	3	3	—
112	202	—	4	41	9	61	3	40	—	28	—	5.8	12800	—	29	3	5.1	122	—	6	6	13	4	—
113	205	—	—	43	13	54	1	39	—	32	1	5.9	13600	—	20	—	5.2	110	—	7	7	4	2	4
114	35	—	—	34	17	12	—	9	—	9	—	6.8	26300	—	3	—	—	—	—	—	—	2	—	—
201	54	—	—	46	11	15	—	13	—	14	—	6.8	23800	—	1	—	—	—	—	1	1	2	1	—
202	53	—	—	42	6	14	1	6	—	4	—	—	—	—	10	1	5.1	118	—	2	2	1		

Table 2. Characteristics of Housing Units and Population, by Blocks: 1970—Con.

Kane County, Ill.

[Data exclude vacant seasonal and vacant migratory housing units. For minimum base for derived figures (percent, average, etc.) and meaning of symbols, see text]

Blocks Within Census Tracts	Percent of total population				Year-round housing units				Occupied housing units															
	Total population	Negro	In group quarters	Under 18 years and over	Total	Units in—		Owner				Renter				1.01 or more persons per room		With roomers, boarders, or lodgers						
						Locking some or all plumbing facilities	Structures of 10 or more units	Total	Locking some or all plumbing facilities	Average number of rooms	Average value (dollars)	Percent Negro	Total	Locking some or all plumbing facilities	Average number of rooms	Average contract rent (dollars)	Percent Negro	Total	With all plumbing facilities	One-person households	With female head of family			
																							One-unit structures	Structures of 10 or more units
309	51	-	-	22	24	22	-	11	10	7	-	5.1	16500	-	15	-	4.3	164	-	1	1	4	-	-
310#	88	-	-	26	27	33	2	29	9	27	2	5.2	13900	-	5	-	4.0	99	-	1	1	4	2	1
312	38	-	-	40	13	11	-	9	-	6	-	4.8	19600	-	4	-	-	-	-	2	2	-	-	-
314	37	-	-	35	27	12	-	12	-	11	-	5.3	15000	-	1	-	-	-	-	1	1	3	-	-
315	9	-	-	11	22	4	-	-	-	-	-	-	-	-	-	-	-	-	-	-	-	-	-	-
317	40	-	-	45	8	11	1	9	-	7	1	5.7	13500	-	4	-	-	-	-	2	2	5	1	1
318	61	-	-	23	25	24	-	19	-	19	-	5.5	16300	-	4	-	-	-	-	6	6	2	6	1
319	130	-	-	41	10	37	2	18	-	17	1	5.4	14000	-	19	1	4.9	132	-	6	6	2	4	-
320	199	1	-	23	10	59	1	42	-	36	-	5.2	15600	-	22	-	4.8	131	-	9	9	7	11	-
321	61	-	-	30	15	18	2	18	-	14	2	5.4	14400	-	4	-	-	-	-	1	1	2	2	1
324	44	-	-	34	18	13	-	13	-	11	-	5.6	15100	-	2	-	-	-	-	1	1	1	2	-
325	134	2	-	41	7	39	-	26	-	17	-	5.9	15700	6	17	-	4.5	112	-	4	4	4	-	1
326	113	-	-	42	10	36	2	15	-	12	2	5.2	13100	-	23	-	4.4	120	-	4	4	6	2	7
401	19	-	-	42	5	6	2	4	-	3	-	-	-	-	3	-	-	-	-	1	-	-	2	-
404	35	-	-	26	9	18	-	10	-	9	-	4.8	13100	-	2	-	-	-	-	1	-	-	1	-
405	166	-	-	23	15	73	4	31	27	29	2	5.2	14500	-	43	2	2.9	127	-	10	9	26	2	5
406	15	-	-	33	27	6	-	6	-	4	-	-	-	-	1	-	-	-	-	-	-	1	-	-
407	4	-	-	-	-	2	-	-	-	-	-	-	-	-	-	-	-	-	-	-	-	-	-	-
408	48	-	-	48	-	13	-	13	-	13	-	4.6	19600	-	-	-	-	-	-	1	1	6	-	-
409	76	-	-	30	8	28	-	28	-	28	-	4.8	18500	-	-	-	-	-	-	2	2	1	4	-
410	55	-	-	38	7	18	-	18	-	18	-	4.6	19000	-	-	-	-	-	-	1	1	3	2	-
412	35	31	-	51	6	6	-	5	-	4	-	-	-	-	2	-	-	-	2	2	1	1	-	
414	9	-	-	22	11	5	5	-	-	-	-	-	-	-	4	-	-	-	-	-	-	-	-	-
415	34	-	-	35	3	14	1	5	-	3	-	-	-	-	11	1	3.1	107	-	3	3	6	1	-
416	39	-	-	36	10	12	-	6	-	8	-	5.4	20600	-	3	-	-	-	-	2	2	2	1	-
417	101	-	-	42	8	28	-	28	-	27	-	4.9	19600	-	1	-	-	-	-	3	3	1	2	-
418	48	-	-	19	21	21	-	21	-	16	-	5.6	26000	-	4	-	-	-	-	4	1	6	2	-
420	11	-	-	36	18	4	-	-	-	-	-	-	-	-	-	-	-	-	-	-	-	-	-	-
421	137	-	-	38	10	40	-	37	-	34	-	5.8	27500	-	5	-	5.4	-	-	2	2	5	2	-
422	103	-	-	35	13	31	-	30	-	31	-	5.7	29700	-	-	-	-	-	-	2	2	3	-	-
423	111	-	-	34	13	35	-	33	-	32	-	5.9	31900	-	3	-	-	-	-	4	4	2	1	-
424	62	-	-	50	11	17	-	13	-	13	-	5.8	21300	-	4	-	-	-	-	4	4	3	2	1
501	95	-	-	47	10	29	4	23	-	20	1	5.0	15700	-	6	-	4.7	114	-	4	4	3	3	1
502	103	-	-	44	7	28	1	27	-	24	-	5.8	31200	-	4	-	-	-	-	3	3	5	3	-
503	57	-	-	39	9	15	-	13	-	11	-	6.9	30900	-	3	-	-	-	-	-	-	2	1	-
505	63	-	-	49	5	16	1	15	-	15	1	4.9	17500	-	1	-	-	-	-	3	3	2	1	-
507	92	-	-	45	2	25	-	25	-	22	-	5.9	25900	-	3	-	-	-	-	2	2	2	-	-
508	317	-	-	40	6	85	1	78	-	69	1	5.9	25900	-	15	-	5.0	120	-	4	4	5	5	-
509	59	-	-	27	5	22	-	10	10	9	-	6.0	20800	-	13	-	2.9	136	-	3	3	5	-	-
510	6	-	-	67	-	1	-	-	-	-	-	-	-	-	-	-	-	-	-	-	-	-	-	-
511	49	-	-	47	-	12	-	10	-	10	-	6.4	30500	-	2	-	-	-	-	2	2	-	1	-
512	12	-	-	33	17	4	-	-	-	-	-	-	-	-	-	-	-	-	-	-	-	-	-	-
514	30	-	-	37	7	8	-	8	-	7	-	6.0	27300	-	1	-	-	-	-	-	-	1	-	-
515	46	-	-	39	9	15	-	15	-	10	-	6.4	24100	-	5	-	5.0	114	-	1	1	1	2	1
517	9	-	-	33	11	3	-	-	-	-	-	-	-	-	-	-	-	-	-	-	-	-	-	-
518	6	-	-	33	4	4	-	-	-	-	-	-	-	-	-	-	-	-	-	-	-	-	-	-
519	16	-	-	44	13	5	-	3	-	4	-	-	-	-	1	-	-	-	-	1	1	1	-	-
520	32	-	-	22	22	11	-	11	-	8	-	4.6	15000	-	3	-	-	-	-	1	1	1	1	-
521	9	-	-	11	11	4	-	-	-	-	-	-	-	-	-	-	-	-	-	-	-	-	-	-
601	3	-	-	-	-	1	-	-	-	-	-	-	-	-	-	-	-	-	-	-	-	-	-	-
602	17	-	-	29	18	6	-	5	-	5	-	5.0	17000	-	1	-	-	-	-	1	-	1	1	-
603	26	-	-	46	23	7	-	5	-	6	-	6.0	19300	-	1	-	-	-	-	1	1	1	-	-
604	15	-	-	13	20	6	-	4	-	4	-	-	-	-	2	-	-	-	-	-	-	-	-	-
605	21	-	-	52	-	5	-	5	-	4	-	-	-	-	1	-	-	-	-	-	-	1	-	-
606	10	-	-	30	10	4	-	-	-	-	-	-	-	-	-	-	-	-	-	-	-	-	-	-
607	4	-	-	-	-	2	-	-	-	-	-	-	-	-	3	-	-	-	-	-	-	4	-	-
608	16	-	-	25	13	8	1	6	1	5	1	5.4	-	-	3	-	-	-	-	-	-	4	-	-
609	15	-	-	27	7	11	7	1	-	-	-	-	-	-	10	6	2.2	67	-	1	1	7	2	-
610	27	-	-	37	19	8	2	6	4	4	-	-	-	-	4	-	-	-	-	1	1	1	2	-
611	42	-	-	33	5	14	-	5	-	5	-	6.0	-	-	9	-	3.8	98	-	3	3	3	-	-
612	28	-	-	36	7	9	-	7	-	5	-	5.4	-	-	3	-	-	-	-	1	1	1	-	-
613	51	2	-	39	4	14	-	9	4	4	-	-	-	-	10	-	4.3	139	-	2	2	1	-	-
614	65	-	-	22	9	28	-	8	-	6	-	6.3	24500	-	20	-	4.0	146	-	-	-	5	3	-
615	24	-	-	29	21	8	-	7	-	6	-	4.5	17000	-	2	-	-	-	-	1	1	3	1	1
616	25	-	-	28	16	8	-	6	-	6	-	5.2	21300	-	2	-	-	-	-	1	1	3	1	1
617	12	-	-	25	17	6	-	1	-	2	-	-	-	-	4	-	-	-	-	-	-	3	-	-
618	10	-	-	40	-	1	-	-	-	-	-	-	-	-	-	-	-	-	-	-	-	-	-	-
623	5	-	-	60	-	1	-	-	-	-	-	-	-	-	-	-	-	-	-	-	-	-	-	-
624	105	-	-	52	-	23	-	23	-	21	-	5.4	16800	-	2	-	-	-	-	4	4	1	2	-
625	184	-	-	54	-	38	-	36	-	37	-	5.3	17800	-	1	-	-	-	-	12	12	1	-	-
626	58	-	-	43	2	15	-	15	-	15	-	5.1	17600	-	-	-	-	-	-	2	2	-	1	1
901	101	-	-	56	2	20	-	19	-	19	-	5.7	17400	-	1	-	-	-	-	4	4	1	-	-
902	26	-	-	46	7	7	-	7	-	7	-	5.3	27900	-	-	-	-	-	-	1	1	-	-	-
903	86	-	-	44	4	23	-	22	-	22	-	6.0	24000	-	1	-	-	-	-	-	-	1	3	-
904	11	-	-	46	-	2	-	-	-	-	-	-	-	-	-	-	-	-	-	-	-	-	-	-
906	3	-	-	-	-	14	-	-	-	-	-	-	-	-	-	-	-	-	-	-	-	-	-	-
907	51	-	-	41	-	2	-	1	-	1	-	-	-	-	13	-	3.2	118						

Table 2. Characteristics of Housing Units and Population, by Blocks: 1970—Con.

Kane County, Ill.

[Data exclude vacant seasonal and vacant migratory housing units. For minimum base for derived figures (percent, average, etc.) and meaning of symbols, see text]

Blocks Within Census Tracts	Percent of total population				Year-round housing units				Occupied housing units																
	Total population	Negro	In group quarters	Under 18 years and over	Total	Lacking some or all plumbing facilities	Units in—		Owner				Renter				1.01 or more persons per room		With roomers, boarders, or lodgers						
							One-unit structures	Structures of 10 or more units	Total	Lacking some or all plumbing facilities	Average number of rooms	Average value (dollars)	Percent Negro	Total	Lacking some or all plumbing facilities	Average number of rooms	Average contract rent (dollars)	Percent Negro	Total	With all plumbing facilities	One-person households	With female head of family	With roomers, boarders, or lodgers		
																								10 or more units	Owner
115	113	-	-	12	28	58	4	8	-	16	-	6.3	25900	-	39	4	3.5	116	-	1	1	18	6	-	
201	205	-	-	37	9	72	3	21	-	27	-	5.9	19900	-	40	3	3.8	119	-	5	5	17	6	-	
202	125	9	-	38	21	41	1	28	-	27	1	5.9	15600	4	12	-	4.9	104	-	4	4	8	3	2	
203	111	2	-	37	8	38	-	24	-	22	-	5.7	12900	-	13	-	3.5	132	8	2	2	6	3	-	
204	63	-	-	19	25	29	-	16	-	18	-	5.7	14900	-	8	-	4.3	102	-	2	2	8	3	-	
205	96	-	-	44	7	29	-	21	-	18	-	5.9	14000	-	11	-	5.2	123	-	2	2	4	2	-	
206	104	-	-	36	17	38	-	17	-	20	-	6.6	18000	-	17	-	4.7	131	-	1	1	10	5	1	
207	113	-	-	28	11	33	1	20	-	21	1	6.0	17100	-	12	-	4.4	114	-	2	2	1	3	1	
208	128	2	-	44	10	41	-	34	-	28	-	5.1	12800	4	11	-	5.0	123	-	4	4	8	4	-	
209#	35	11	-	54	3	7	-	7	-	-	-	-	-	-	7	-	5.6	91	14	2	2	-	-	2	
212	3	-	-	-	-	1	-	-	-	-	-	-	-	-	-	-	-	-	-	-	-	-	-	-	
213	18	-	-	22	11	7	-	7	-	5	-	5.6	12300	-	2	-	-	-	-	-	-	2	1	-	
214	40	-	-	23	45	16	-	16	-	10	-	4.9	13000	-	5	-	6.2	-	-	-	-	2	2	-	
215	28	-	-	32	18	10	-	10	-	8	-	5.8	15900	-	2	-	-	-	-	-	-	2	-	-	
216	2	-	-	-	-	1	-	-	-	-	-	-	-	-	-	-	-	-	-	-	-	-	-	-	
217	1	-	-	-	-	1	-	-	-	-	-	-	-	-	-	-	-	-	-	-	-	-	-	-	
301	167	-	-	40	5	46	-	46	-	41	-	5.5	15800	-	4	-	-	-	-	-	7	7	4	2	-
302	53	-	-	42	8	15	-	15	-	13	-	5.0	19300	-	2	-	-	-	-	-	2	2	1	1	-
303	91	-	-	32	10	28	-	19	-	17	-	4.5	17900	-	11	-	4.3	111	-	3	3	4	3	-	
304	43	-	-	37	21	14	-	10	-	10	-	5.6	16900	-	4	-	-	-	-	-	-	1	1	-	
305	88	-	-	40	16	26	-	26	-	24	-	5.0	16700	-	2	-	-	-	-	-	3	3	2	4	-
306	92	-	-	23	16	39	1	37	-	32	-	5.7	18600	-	7	1	4.4	100	-	1	1	12	2	1	
307	87	-	-	21	24	33	-	33	-	28	-	5.0	17500	-	5	-	5.2	-	-	-	-	3	1	2	
308	87	-	-	21	28	34	-	26	-	27	-	5.6	17700	-	7	-	4.6	106	-	1	1	9	-	-	
309	73	1	-	30	10	27	-	23	-	18	-	4.9	17700	-	7	-	4.0	128	14	-	-	2	2	-	
401	57	-	-	46	5	16	1	16	-	12	1	5.3	17600	-	4	-	-	-	-	-	1	1	3	-	-
402	67	-	-	33	3	19	-	19	-	16	-	5.1	16000	-	3	-	-	-	-	-	1	1	1	-	-
403	20	-	-	35	-	8	-	4	1	1	-	-	-	-	7	-	2.9	135	-	1	1	1	1	-	
404	94	-	-	37	14	26	-	24	-	23	-	5.4	16500	-	3	-	-	-	-	-	4	4	4	3	-
405#	82	-	-	32	9	27	-	27	-	19	-	5.3	18200	-	8	-	4.6	150	-	1	1	-	4	1	
406	97	-	-	36	2	26	-	22	-	21	-	5.6	17600	-	5	-	3.4	120	-	2	2	2	1	-	
407	88	-	-	41	11	22	-	22	-	20	-	4.9	18700	-	2	-	-	-	-	-	4	4	-	1	-
408	62	-	-	23	8	24	-	24	-	20	-	5.0	17900	-	4	-	-	-	-	-	-	2	-	-	
409#	136	2	-	44	8	34	3	34	-	29	2	5.3	14900	3	5	1	4.4	90	-	7	5	3	3	-	
410	72	6	-	29	14	27	-	27	-	26	-	4.9	16300	4	1	-	-	-	-	-	1	1	6	2	-
8542	4318	-	2	34	15	1496	53	828	20	859	10	6.1	19500	-	579	36	4.1	112	-	75	72	330	122	34	
101	5	-	-	-	80	2	-	-	-	-	-	-	-	-	-	-	-	-	-	-	-	-	-	-	
102	106	-	-	21	17	51	11	7	11	9	-	4.6	-	-	40	10	3.4	118	-	4	2	17	3	2	
103	44	-	-	14	11	18	-	8	-	6	-	7.5	16900	-	12	-	4.8	110	-	-	-	5	-	2	
104	90	-	-	17	29	49	3	15	-	15	-	6.5	18600	-	28	2	3.6	111	-	-	-	18	2	1	
105	47	-	-	45	-	14	-	8	-	4	-	-	-	-	10	-	5.4	131	-	1	1	3	3	2	
106	118	-	-	27	14	49	8	14	-	15	1	6.2	17000	-	33	6	3.8	109	-	1	1	16	1	-	
107	96	-	-	37	12	39	-	14	-	18	-	6.8	21200	-	18	-	3.7	107	-	3	3	13	2	-	
108	124	-	-	27	15	46	5	11	1	15	-	5.6	19100	-	31	5	3.4	128	-	3	3	13	4	2	
109	155	-	-	35	10	56	3	12	-	20	1	6.3	18400	-	34	2	4.0	112	-	4	4	13	5	4	
110	223	-	-	31	12	89	1	28	-	31	1	6.2	17800	-	55	-	3.9	119	-	4	4	21	13	2	
201#	46	-	-	30	20	20	-	10	-	13	-	6.0	19300	-	5	-	3.6	115	-	1	1	8	-	1	
202	94	-	-	49	9	30	-	15	-	19	-	5.8	19500	-	11	-	4.4	128	-	4	4	6	6	-	
203	133	-	-	35	12	50	2	18	-	23	-	5.9	17000	-	21	2	4.2	106	-	5	4	10	4	-	
204	54	-	-	9	20	32	1	10	-	12	1	5.8	19800	-	17	-	3.6	91	-	1	1	13	-	1	
205	148	-	-	41	16	47	1	24	-	24	-	6.2	16900	-	22	1	4.8	94	-	7	7	11	5	5	
206	140	-	-	45	15	44	-	23	-	30	-	6.6	18600	-	14	-	4.7	102	-	-	-	10	6	1	
207	151	-	-	35	12	49	-	20	-	26	-	5.8	21500	-	22	-	3.8	112	-	-	-	9	2	1	
208	83	-	-	78	2	5	-	6	-	3	-	-	-	-	5	-	5.6	-	-	-	-	2	1	2	
209	161	-	-	42	8	50	1	30	-	25	1	6.7	19300	-	21	-	4.4	117	-	5	5	10	2	1	
210	109	-	-	31	22	41	-	20	-	22	-	6.5	20660	-	19	-	4.4	110	-	2	2	9	4	4	
301	113	-	-	32	17	40	2	21	1	25	1	6.5	24100	-	15	1	4.1	104	-	-	-	11	2	-	
302	112	-	-	29	18	48	8	20	7	25	-	6.0	21500	-	18	5	3.4	100	-	-	-	15	5	-	
303#	106	-	-	46	15	30	-	18	-	20	-	6.4	19800	-	10	-	4.6	116	-	2	2	3	5	-	
304	105	-	-	54	8	25	-	19	-	17	-	6.8	22400	-	8	-	5.8	124	-	2	2	3	4	1	
305	73	-	-	32	21	27	-	27	-	24	-	6.5	25600	-	2	-	-	-	-	-	1	1	3	2	-
306	111	-	-	38	16	33	-	29	-	27	-	6.5	20100	-	6	-	5.7	133	-	1	1	7	3	-	
307#	76	-	-	36	12	25	-	7	-	7	-	6.0	14300	-	15	-	4.7	107	-	3	3	2	2	-	
308	14	-	-	21	-	5	-	1	-	1	-	-	-	-	4	-	-	-	-	-	-	1	1	-	
309	74	-	-	37	10	28	3	13	-	13	1	5.8	14400	-	11	1	3.9	108	-	2	2	6	2	-	
310	96	-	-	38	13	33	-	20	-	20	-	6.2	17500	-	11	-	4.6	108	-	3	3	7	5	-	
311#	102	-	-	30	14	30	-	19	-	23	-	6.3	21200	-	7	-	4.1	119	-	1	1	2	2	-	
312	63	-	-	25	14	25	1	24	-	20	1	5.6	21000	-	4	-	-	-	-	-	-	7	-	-	
313	64	-	-	27	25	24	-	24	-	22	-	6.4	20900	-	2	-	-	-	-	-	-	8	3	-	
314	118	2	-	34	20	39	1	29	-	31	1	6.5	20000	-	5	-	3.8	-	-	1	1	6	2	-	
401	182	-	-	36	14	57	1	51	-	46	1	5.8	19700	-	10	-	5.4	118	-	2	2	8	3	-	
402#	171	-	-	35	19	54	-	49	-	49	-	5.9	18800	-	5	-	4.0	115	-						

Table 2. Characteristics of Housing Units and Population, by Blocks: 1970—Con.

Kane County, Ill.

[Data exclude vacant seasonal and vacant migratory housing units. For minimum base for derived figures (percent, average, etc.) and meaning of symbols, see text]

Blocks Within Census Tracts	Percent of total population				Year-round housing units				Occupied housing units															
	Total population	Negro	In group quarters	Under 18 years	62 years and over	Total	Units in—		Owner				Renter				1.01 or more persons per room		With roomers, boarders, or lodgers					
							One-unit structures	Structures of 10 or more units	Total	Lacking some or all plumbing facilities	Average number of rooms	Average value (dollars)	Percent Negro	Total	Lacking some or all plumbing facilities	Average number of rooms	Average contract rent (dollars)	Percent Negro	Total	With all plumbing facilities	One-person households	Female head of family		
108	78	-	-	21	24	30	-	30	-	29	-	4.7	17200	-	1	-	-	-	-	-	4	4	1	
109	28	-	-	32	18	8	-	8	-	8	-	5.8	25800	-	-	-	-	-	-	-	-	1	-	
110	45	-	-	27	18	17	-	15	-	15	-	5.2	23300	-	2	-	-	-	-	-	3	1	-	
111	36	-	-	25	19	15	-	15	-	13	-	4.8	21300	-	2	-	-	-	-	-	2	4	-	
112	34	-	-	21	12	12	-	10	-	11	-	5.5	25100	-	1	-	-	-	-	-	2	-	-	
113	48	-	-	35	13	14	-	14	-	13	-	5.4	23900	-	1	-	-	-	-	-	2	1	-	
114	54	-	-	30	7	17	-	15	-	16	-	5.6	28000	-	1	-	-	-	-	-	1	1	-	
115	7	-	-	14	29	3	-	-	-	-	-	-	-	-	-	-	-	-	-	-	-	-		
201	17	-	-	12	29	7	-	-	-	-	-	-	-	-	2	-	-	-	-	-	-	-		
202	43	-	100	-	98	-	-	-	-	-	-	-	-	-	-	-	-	-	-	-	-	-		
203	12	-	-	42	-	2	-	-	-	-	-	-	-	-	-	-	-	-	-	-	-	-		
206	96	-	-	31	16	29	-	25	-	27	-	4.4	16100	-	8	-	3.8	106	-	-	7	7	-	
207	76	-	-	26	20	27	-	27	-	24	-	4.9	16100	-	3	-	-	-	-	-	2	2	-	
208	68	-	-	31	15	21	1	21	-	20	-	5.0	14300	-	1	-	-	-	-	-	1	1	-	
209	6	-	-	17	33	2	-	-	-	-	-	-	-	-	-	-	-	-	-	-	-	-		
210	2	-	-	-	-	-	-	-	-	-	-	-	-	-	-	-	-	-	-	-	-	-		
211	38	-	-	42	8	10	-	10	-	10	-	6.2	21900	-	-	-	-	-	-	-	-	1	-	
212	153	-	-	33	9	44	-	44	-	43	-	6.1	27800	-	1	-	-	-	-	-	1	1	-	
213	90	-	-	37	11	27	-	26	-	22	-	5.7	18500	-	5	-	4.8	-	-	-	1	3	-	
214	43	-	-	30	19	15	-	14	-	13	-	5.5	20200	-	2	-	-	-	-	-	1	1	-	
215	43	-	-	21	21	16	-	14	-	14	-	5.1	24900	-	2	-	-	-	-	-	1	1	-	
301	64	-	-	16	25	28	-	28	-	23	-	5.0	17500	-	4	-	-	-	-	-	5	-	-	
302	47	-	-	28	19	16	-	14	-	13	-	6.0	19500	-	3	-	-	-	-	-	1	1	-	
303	52	-	-	40	12	15	1	13	-	11	1	5.7	17600	-	3	-	-	-	-	-	1	1	-	
304	94	-	-	28	22	33	-	25	-	17	-	5.9	19000	-	15	-	4.9	97	-	-	1	1	-	
305	79	-	-	37	20	29	-	24	-	25	-	5.6	18000	-	3	-	-	-	-	-	1	1	-	
306	65	-	-	35	9	17	-	15	-	12	-	6.3	18800	-	5	-	4.6	122	-	-	7	-	-	
307	58	-	-	24	21	21	-	21	-	17	-	5.8	18200	-	4	-	-	-	-	-	2	2	-	
308	74	-	-	22	20	30	-	27	-	23	-	5.6	15500	-	7	-	4.0	91	-	-	2	2	-	
309	56	-	-	34	18	19	-	16	-	15	-	5.1	21600	-	4	-	-	-	-	-	2	2	-	
310	43	-	-	14	30	18	-	14	-	13	-	5.1	20600	-	5	-	4.6	103	-	-	4	-	-	
311	54	-	-	35	9	18	2	14	-	13	1	5.5	18400	-	5	1	4.4	-	-	-	1	1	-	
312	100	1	-	32	14	36	-	21	-	22	-	4.7	16000	-	12	-	4.4	95	-	-	1	1	-	
313	65	-	-	29	28	29	-	15	-	17	-	4.8	14300	-	9	-	4.2	104	-	-	1	1	-	
314	120	-	-	31	15	43	1	35	-	32	1	5.2	15900	-	12	-	4.9	108	-	-	2	2	-	
315	104	-	-	36	16	40	-	30	-	26	-	5.4	15700	-	9	-	4.2	88	-	-	1	1	-	
401#	102	-	-	36	18	28	-	20	-	22	-	5.8	14000	-	6	-	3.5	93	-	-	4	4	-	
402#	124	-	-	40	15	34	-	29	-	29	-	6.0	16100	-	5	-	3.8	104	-	-	4	4	-	
403	100	-	-	25	27	26	-	34	-	28	-	5.1	16700	-	7	-	5.3	137	-	-	2	2	-	
404	63	-	-	21	22	26	-	18	-	19	-	5.0	15200	-	6	-	4.3	118	-	-	1	1	-	
405	71	-	-	34	20	26	-	21	-	22	-	5.5	15900	-	4	-	-	-	-	-	6	3	-	
406	70	-	-	33	27	25	-	25	-	24	-	5.3	17800	-	-	-	-	-	-	-	3	3	-	
407	84	-	-	29	18	31	-	27	-	24	-	5.6	20200	-	6	-	5.5	114	-	-	6	6	-	
408	71	-	-	35	27	25	1	22	-	21	1	5.3	17200	-	3	-	-	-	-	-	1	1	-	
409	78	-	-	31	18	25	-	24	-	24	-	5.1	20500	-	-	-	-	-	-	-	2	2	-	
410	54	-	-	43	6	15	-	15	-	14	-	4.9	17000	-	1	-	-	-	-	-	2	2	-	
411	64	-	-	34	8	18	-	18	-	18	-	5.1	16000	-	-	-	-	-	-	-	2	2	-	
412	67	-	-	31	9	20	-	19	-	16	-	5.9	18800	-	4	-	-	-	-	-	1	-	-	
413	18	-	-	39	6	5	-	5	-	5	-	6.0	23000	-	-	-	-	-	-	-	-	-	-	
414	20	-	-	25	30	7	-	7	-	6	-	5.3	13300	-	1	-	-	-	-	-	1	1	-	
415	29	-	-	24	14	10	-	9	-	8	-	5.0	14400	-	2	-	-	-	-	-	-	1	-	
416	12	-	-	50	-	1	-	-	-	-	-	-	-	-	-	-	-	-	-	-	-	-		
417	5	-	-	40	-	2	-	-	-	-	-	-	-	-	-	-	-	-	-	-	-	-		
418	25	-	-	34	12	6	-	6	-	6	-	5.5	15400	-	-	-	-	-	-	-	1	1	-	
501	95	-	-	34	10	29	2	29	-	28	2	5.0	13300	-	1	-	-	-	-	-	4	4	-	
502	87	-	-	28	15	32	1	32	-	28	-	4.6	13700	-	4	-	-	-	-	-	3	3	-	
503	101	-	-	38	20	34	2	31	-	29	1	4.4	12300	-	5	1	4.6	-	-	-	6	6	-	
504	74	-	-	45	5	20	-	16	-	13	-	4.6	14800	-	6	-	4.3	111	-	-	3	3	-	
505	75	8	-	35	11	23	1	21	-	18	1	5.1	13300	17	3	-	-	-	-	2	2	-		
506	85	13	-	38	14	25	2	25	-	23	2	5.5	13800	9	2	-	-	-	-	1	1	-		
507	29	-	-	28	21	11	1	11	-	10	1	5.2	15200	-	1	-	-	-	-	-	1	1	-	
508	26	-	-	31	8	8	-	8	-	8	-	4.6	15800	-	-	-	-	-	-	-	-	-	-	
509	4	-	-	-	-	3	-	-	-	-	-	-	-	-	-	-	-	-	-	-	-	-		
510	30	-	-	57	3	8	-	8	-	8	-	5.0	16100	-	-	-	-	-	-	-	2	2	-	
511	30	-	-	47	3	9	-	9	-	8	-	5.4	15000	-	1	-	-	-	-	-	2	2	-	
512	21	-	-	29	24	8	-	8	-	7	-	5.0	21100	-	2	-	-	-	-	-	1	1	-	
513	38	-	-	45	3	10	-	10	-	8	-	5.3	21700	-	1	-	-	-	-	-	1	1	-	
514	51	-	-	47	6	15	-	15	-	13	-	5.7	18200	-	2	-	-	-	-	-	4	5	-	
515	55	-	-	24	33	22	-	22	-	19	-	5.4	16700	-	3	-	-	-	-	-	5	4	-	
516	83	-	-	30	16	28	-	25	-	25	-	6.2	18600	-	3	-	-	-	-	-	5	-	-	
601	82	-	-	29	22	28	-	24	-	23	-	5.5	18100	-	4	-	-	-	-	-	4	3	-	
602	100	2	-	42	13	29	1	19	-	20	1	5.5	17300	5	9	-	4.7	116	-	-	4	4	-	
603	65	-	-	26	19	26	1	19	-	20	1	5.6	18000	-	5	-	3.8	122	-	-	1	1	-	
604	62	-	-	18	18	21	1	21	-	20	1	5.5	18600	-	1	-	-	-	-	-	1	1	-	
605	78	-	-	41	8	22	-	22	-	20	-	6.0	17700	-	2	-	-	-	-	-	3	3	-	
606	70	-	-	23	31	28	1	22	-	22	-	5.6	19600	-	5	1	4.6	105	-	-	1	1	-	
607	64	-	-	25	27	27	-	23	-	20	-	5.6	16900	-	7	-	4.1	99	-	-	2	2	-	
608	112	-	-	38	13	33	1	27	-	23	1	5.9	17200	-	9	-	4.6	1						

Table 2. Characteristics of Housing Units and Population, by Blocks: 1970—Con.

Kane County, Ill.

(Data exclude vacant seasonal and vacant migratory housing units. For minimum base for derived figures (percent, average, etc.) and meaning of symbols, see text)

Blocks Within Census Tracts	Percent of total population				Year-round housing units				Occupied housing units															
	Total popu- lation	Ne- gro	In group quar- ters	Un- der 18 years and over	Lack- ing some or all plumb- ing facil- ities	Units in—		Owner			Renter			1.01 or more persons per room		One- person house- holds	With female head of family	With room- ers, board- ers, or lodg- ers						
						Total	Struc- tures of 10 or more units	Lack- ing some or all plumb- ing facil- ities	Aver- age num- ber of rooms	Aver- age value (dol- lars)	Per- cent Negro	Total	Lack- ing some or all plumb- ing facil- ities	Aver- age num- ber of rooms	Aver- age con- tract rent (dol- lars)				Per- cent Negro	Total	With all plumb- ing facil- ities			
																						Total	With all plumb- ing facil- ities	One- person house- holds
706	67	-	-	34	22	2	20	-	12	-	5.6	17500	-	9	1	5.8	94	-	1	1	1	2	-	
707	74	-	-	39	7	24	19	-	15	-	5.9	18300	-	9	-	4.7	111	-	-	5	2	-	-	
708	142	-	-	28	20	56	15	-	27	-	5.3	16900	-	29	-	4.5	98	-	3	3	14	1	1	
709	62	-	3	31	37	22	12	-	10	-	5.6	16700	-	12	-	5.8	77	-	-	3	3	-	-	
710	61	-	-	38	20	21	2	-	13	1	5.9	17500	-	8	1	5.0	109	-	2	2	6	2	1	
711	100	-	-	28	20	37	1	-	22	1	6.0	17300	-	15	-	5.0	109	-	1	1	9	5	-	
712	144	-	-	36	15	47	30	-	31	-	6.1	16400	-	16	-	4.4	117	-	2	2	10	6	-	
713#	166	-	-	31	17	57	38	-	38	1	5.8	18200	-	19	1	4.8	115	-	2	2	13	5	2	
714#	85	-	-	33	21	27	14	-	16	-	6.2	20400	-	10	-	4.4	117	-	2	2	6	3	3	
8544	5477	3	-	40	7	1630	33	1201	96	1256	27	4.9	16100	1	329	5	4.4	121	13	217	216	163	113	23
101†	†	†	†	†	†	†	†	†	†	†	†	†	†	†	†	†	†	†	†	†	†	†	†	†
102†	†	†	†	†	†	†	†	†	†	†	†	†	†	†	†	†	†	†	†	†	†	†	†	†
103†	†	†	†	†	†	†	†	†	†	†	†	†	†	†	†	†	†	†	†	†	†	†	†	†
104†	†	†	†	†	†	†	†	†	†	†	†	†	†	†	†	†	†	†	†	†	†	†	†	†
108†	†	†	†	†	†	†	†	†	†	†	†	†	†	†	†	†	†	†	†	†	†	†	†	†
109†	†	†	†	†	†	†	†	†	†	†	†	†	†	†	†	†	†	†	†	†	†	†	†	†
110†	†	†	†	†	†	†	†	†	†	†	†	†	†	†	†	†	†	†	†	†	†	†	†	†
113†	†	†	†	†	†	†	†	†	†	†	†	†	†	†	†	†	†	†	†	†	†	†	†	†
114†	†	†	†	†	†	†	†	†	†	†	†	†	†	†	†	†	†	†	†	†	†	†	†	†
115†	†	†	†	†	†	†	†	†	†	†	†	†	†	†	†	†	†	†	†	†	†	†	†	†
116†	†	†	†	†	†	†	†	†	†	†	†	†	†	†	†	†	†	†	†	†	†	†	†	†
117†	†	†	†	†	†	†	†	†	†	†	†	†	†	†	†	†	†	†	†	†	†	†	†	†
118	2	-	-	-	1	-	-	-	-	-	-	-	-	-	-	-	-	-	-	-	-	-	-	-
119	6	-	-	67	-	-	-	-	-	-	-	-	-	-	-	-	-	-	-	-	-	-	-	-
120	9	-	-	33	22	3	-	-	-	-	-	-	-	-	-	-	-	-	-	-	-	-	-	-
121†	†	†	†	†	†	†	†	†	†	†	†	†	†	†	†	†	†	†	†	†	†	†	†	†
123†	†	†	†	†	†	†	†	†	†	†	†	†	†	†	†	†	†	†	†	†	†	†	†	†
201†	†	†	†	†	†	†	†	†	†	†	†	†	†	†	†	†	†	†	†	†	†	†	†	†
203†	†	†	†	†	†	†	†	†	†	†	†	†	†	†	†	†	†	†	†	†	†	†	†	†
204†	†	†	†	†	†	†	†	†	†	†	†	†	†	†	†	†	†	†	†	†	†	†	†	†
205†	†	†	†	†	†	†	†	†	†	†	†	†	†	†	†	†	†	†	†	†	†	†	†	†
206†	†	†	†	†	†	†	†	†	†	†	†	†	†	†	†	†	†	†	†	†	†	†	†	†
207†	†	†	†	†	†	†	†	†	†	†	†	†	†	†	†	†	†	†	†	†	†	†	†	†
208†	†	†	†	†	†	†	†	†	†	†	†	†	†	†	†	†	†	†	†	†	†	†	†	†
209†	†	†	†	†	†	†	†	†	†	†	†	†	†	†	†	†	†	†	†	†	†	†	†	†
210†	†	†	†	†	†	†	†	†	†	†	†	†	†	†	†	†	†	†	†	†	†	†	†	†
211†	†	†	†	†	†	†	†	†	†	†	†	†	†	†	†	†	†	†	†	†	†	†	†	†
212†	†	†	†	†	†	†	†	†	†	†	†	†	†	†	†	†	†	†	†	†	†	†	†	†
213†	†	†	†	†	†	†	†	†	†	†	†	†	†	†	†	†	†	†	†	†	†	†	†	†
214†	†	†	†	†	†	†	†	†	†	†	†	†	†	†	†	†	†	†	†	†	†	†	†	†
215†	†	†	†	†	†	†	†	†	†	†	†	†	†	†	†	†	†	†	†	†	†	†	†	†
216†	†	†	†	†	†	†	†	†	†	†	†	†	†	†	†	†	†	†	†	†	†	†	†	†
217†	†	†	†	†	†	†	†	†	†	†	†	†	†	†	†	†	†	†	†	†	†	†	†	†
218†	†	†	†	†	†	†	†	†	†	†	†	†	†	†	†	†	†	†	†	†	†	†	†	†
219†	†	†	†	†	†	†	†	†	†	†	†	†	†	†	†	†	†	†	†	†	†	†	†	†
221†	†	†	†	†	†	†	†	†	†	†	†	†	†	†	†	†	†	†	†	†	†	†	†	†
302	32	-	-	25	12	-	-	-	-	-	-	-	-	12	-	4.0	135	-	-	-	-	-	-	-
303	97	1	-	33	1	26	24	-	24	-	5.5	25700	-	2	-	-	-	-	-	-	-	2	-	-
304	260	-	-	43	4	69	67	-	66	-	5.8	27400	-	2	-	-	-	-	-	-	-	5	5	-
305†	†	†	†	†	†	†	†	†	†	†	†	†	†	†	†	†	†	†	†	†	†	†	†	†
306†	†	†	†	†	†	†	†	†	†	†	†	†	†	†	†	†	†	†	†	†	†	†	†	†
307†	†	†	†	†	†	†	†	†	†	†	†	†	†	†	†	†	†	†	†	†	†	†	†	†
308†	†	†	†	†	†	†	†	†	†	†	†	†	†	†	†	†	†	†	†	†	†	†	†	†
309†	†	†	†	†	†	†	†	†	†	†	†	†	†	†	†	†	†	†	†	†	†	†	†	†
310	229	-	-	31	10	77	61	-	58	-	5.3	18600	-	16	-	4.3	144	-	-	-	-	5	5	2
311	51	-	-	41	12	16	16	-	15	-	4.9	15300	-	1	-	-	-	-	-	-	-	2	2	-
312	40	-	-	23	18	17	2	17	13	1	4.9	14700	-	4	-	-	-	-	-	-	-	5	-	-
313	69	-	-	36	7	19	17	-	13	-	4.2	13800	-	6	-	5.2	114	-	4	4	3	-	-	
315	47	-	-	32	11	15	15	-	12	-	4.9	13400	-	3	-	-	-	-	-	-	-	2	1	1
316	91	-	-	35	11	28	25	-	21	-	5.1	13400	-	7	-	4.0	107	-	1	1	2	2	-	
317	30	-	-	33	20	11	11	-	9	-	4.9	14200	-	2	-	-	-	-	-	-	1	1	-	
318	40	-	-	25	15	14	2	14	11	-	4.7	12800	-	3	-	-	-	-	-	-	1	2	-	
319	15	-	-	60	7	3	-	-	-	-	-	-	-	-	-	-	-	-	-	-	-	-	-	-
320	7	-	-	71	1	-	-	-	-	-	-	-	-	-	-	-	-	-	-	-	-	-	-	-
401	28	-	-	68	4	-	-	-	-	-	-	-	-	-	-	-	-	-	-	-	-	-	-	-
402	29	-	-	7	31	15	1	-	14	1	3.4	-	-	1	-	-	-	-	-	-	4	2	-	
403	37	-	-	27	11	2	-	-	-	-	-	-	-	11	-	3.1	125	-	2	2	1	-	1	
404	2	-	-	-	1	-	-	-	-	-	-	-	-	-	-	-	-	-	-	-	-	-	-	-
405	39	-	-	44	13	12	12	-	11	1	4.8	15200	-	1	-	-	-	-	-	-	-	2	2	-
406	36	-	-	31	6	11	11	-	10	1	4.8	12800	-	1	-	-	-	-	-	-	1	1	1	-
407	63	-	-	29	19	25	25	-	21	-	5.0	17000	-	2	-	-	-	-	-	-	4	2	-	-
408	73	-	-	48	6	18	18	-	15	-	5.3	15900	-	3	-	-	-	-	-	-	5	5	-	-
409	350	28	-	41	4	126	20	96	15															

Table 2. Characteristics of Housing Units and Population, by Blocks: 1970—Con.

Kendall County, Ill.

[Data exclude vacant seasonal and vacant migratory housing units. For minimum base for derived figures (percent, average, etc.) and meaning of symbols, see text]

Blocks Within Census Tracts	Percent of total population				Year-round housing units				Occupied housing units															
	Total population	Negro	In group quarters	Under 18 years and over	Total	Lacking some or all plumbing facilities	Units in—		Owner				Renter				1.01 or more persons per room		With roomers, boarders, or lodgers					
							One-unit structures	Structures of 10 or more units	Total	Lacking some or all plumbing facilities	Average number of rooms	Average value (dollars)	Percent Negro	Total	Lacking some or all plumbing facilities	Average number of rooms	Average contract rent (dollars)	Percent Negro		Total	With all plumbing facilities			
																						One-person households	With female head of family	
9501	9470	-	-	41	5	2680	17	2404	4	2178	9	6.2	25700	-	448	8	4.5	137	-	147	147	173	85	24
101	7	-	-	14	4	4	-	5	-	6	-	5.3	18300	-	2	-	-	-	-	-	-	1	-	-
103	20	-	-	15	9	2	-	25	-	22	-	7.0	29900	-	2	-	-	-	-	-	1	1	1	-
106	99	-	-	46	2	2	-	37	-	37	-	6.8	32400	-	2	-	-	-	-	-	-	-	-	-
107	137	-	-	49	3	3	-	21	-	20	-	6.7	31600	-	1	-	-	-	-	-	-	1	1	1
108	54	-	-	32	11	22	-	22	-	18	-	6.0	28600	-	-	-	-	-	-	-	-	-	-	-
109	54	-	-	37	11	22	-	22	-	18	-	6.0	24000	-	5	-	5.2	155	-	5	5	2	3	-
110	184	-	-	40	8	52	-	52	-	46	-	6.0	24100	-	3	-	-	-	-	2	2	1	-	-
111	168	-	-	44	5	43	-	43	-	40	-	6.0	24100	-	3	-	-	-	-	2	2	1	-	-
112	2944	-	-	46	2	758	1	714	-	682	-	6.3	27200	-	69	1	4.4	152	-	39	39	28	16	4
113	88	-	-	38	3	24	-	24	-	23	-	5.7	24400	-	1	-	-	-	-	2	2	-	-	-
114	89	-	-	45	1	25	-	25	-	24	-	5.6	21800	-	1	-	-	-	-	1	1	2	-	-
115	116	-	-	48	3	27	-	27	-	25	-	6.0	23000	-	2	-	-	-	-	2	2	2	-	-
116	143	-	-	48	2	32	1	32	-	30	1	6.4	20800	-	2	-	-	-	-	3	3	1	-	-
117	111	-	-	50	6	28	-	28	-	28	-	5.9	20900	-	-	-	-	-	-	1	1	-	1	-
118	247	-	-	50	2	60	-	59	-	58	-	6.2	22000	-	2	-	-	-	-	3	3	2	2	-
119	75	-	-	49	3	19	-	19	-	18	-	6.2	21900	-	1	-	-	-	-	1	1	2	-	-
120	194	-	-	46	1	51	-	51	-	47	-	6.2	22100	-	2	-	-	-	-	2	2	1	-	-
121	145	-	-	42	5	38	1	38	-	34	1	5.9	21500	-	4	-	-	-	-	1	1	1	-	-
122	136	-	-	45	1	34	-	34	-	31	-	5.7	19700	-	2	-	-	-	-	4	4	-	-	-
123	85	-	-	38	5	26	-	26	-	23	-	5.8	21800	-	1	-	-	-	-	1	1	-	-	1
124	200	-	-	49	2	47	-	47	-	46	-	6.3	23400	-	-	-	-	-	-	7	7	7	-	-
125	152	-	-	48	1	37	-	37	-	34	-	6.3	24000	-	3	-	-	-	-	4	4	3	-	-
126	143	-	-	49	1	33	-	33	-	30	-	6.4	23000	-	2	-	-	-	-	3	3	3	-	-
127	194	-	-	47	4	45	-	45	-	43	-	6.6	24200	-	2	-	-	-	-	4	4	1	3	1
128	265	-	-	27	6	121	-	2	1	-	-	-	-	117	-	3.6	154	-	6	6	33	10	1	
129	31	-	-	29	7	11	-	11	-	11	-	6.9	29100	-	-	-	-	-	-	-	-	1	-	-
130	53	-	-	38	2	16	-	16	-	16	-	5.3	31700	-	-	-	-	-	-	1	1	1	2	-
131	14	-	-	50	1	4	-	-	-	-	-	-	-	-	-	-	-	-	-	1	1	-	-	-
132	24	-	-	25	21	9	-	9	-	6	-	5.3	31700	-	3	-	-	-	-	-	-	1	-	-
133	16	-	-	44	1	4	-	-	-	-	-	-	-	-	-	-	-	-	-	1	1	-	-	-
134	55	-	-	36	7	15	-	15	-	14	-	6.4	29700	-	1	-	-	-	-	1	1	-	-	-
135	98	-	-	39	9	28	-	28	-	27	-	5.7	28600	-	-	-	-	-	-	-	-	2	-	-
136	34	-	-	32	12	11	-	11	-	11	-	5.9	34300	-	-	-	-	-	-	1	1	1	-	-
137	38	-	-	45	8	8	-	8	-	8	-	6.5	23400	-	3	-	-	-	-	1	1	-	1	-
139	28	-	-	4	36	12	1	11	-	9	1	5.2	22400	-	3	-	-	-	-	3	3	-	-	-
140	18	-	-	6	6	9	-	9	-	6	-	5.3	15200	-	3	-	-	-	-	-	-	2	-	-
201	15	-	-	53	7	3	-	-	-	-	-	-	-	-	-	-	-	-	-	-	-	-	-	-
202	4	-	-	-	-	2	-	-	-	-	-	-	-	-	-	-	-	-	-	-	-	-	-	-
203	6	-	-	50	17	1	-	-	-	-	-	-	-	-	-	-	-	-	-	-	-	-	-	-
204	17	-	-	12	18	9	-	3	-	-	-	-	-	8	-	4.3	94	-	-	-	1	1	-	-
205	6	-	-	50	17	3	-	3	-	1	-	-	-	-	-	-	-	-	-	-	-	-	-	-
206	14	-	-	29	6	3	-	3	-	1	-	-	-	5	-	4.0	135	-	-	-	1	2	-	-
207	32	-	-	25	15	4	-	4	-	1	-	-	-	11	-	4.3	98	-	1	1	4	1	1	1
208	36	-	-	50	8	9	-	5	-	5	-	8.0	21800	-	4	-	-	-	-	2	2	1	-	-
210	19	-	-	47	5	4	-	4	-	3	-	-	-	2	-	-	-	-	1	1	-	-	-	-
211	19	-	-	58	5	4	-	4	-	3	-	-	-	2	-	-	-	-	1	1	-	-	-	-
212	37	-	-	32	5	13	-	9	-	8	-	-	-	-	-	-	-	-	-	-	-	-	-	-
213	40	-	-	30	18	13	-	9	-	10	-	6.1	21600	-	5	-	2.8	130	-	2	2	3	-	-
214	37	-	-	22	5	11	-	11	-	10	-	5.4	23000	-	3	-	-	-	-	3	3	2	1	-
215	6	-	-	17	17	1	-	1	-	10	-	5.8	23300	-	1	-	-	-	-	1	1	1	1	2
216	5	-	-	20	3	-	-	-	-	-	-	-	-	-	-	-	-	-	-	-	-	-	-	-
217	83	-	-	35	13	26	1	24	-	22	-	-	-	4	-	-	-	-	-	-	-	-	-	-
218	68	-	-	41	12	21	-	21	-	16	-	6.0	25100	-	4	-	-	-	-	-	-	4	-	1
219	36	-	-	11	14	17	-	17	-	14	-	5.6	20000	-	4	-	-	-	1	1	1	-	-	-
220	28	-	-	50	4	7	1	7	-	6	-	5.4	21900	-	3	-	-	-	-	-	-	2	-	-
221	32	-	-	16	16	13	-	11	-	10	-	5.3	14400	-	1	-	-	-	-	-	-	1	-	-
222	28	-	-	25	25	12	2	10	-	7	-	6.4	21700	-	3	-	-	-	-	-	-	3	-	-
224	36	-	-	30	7	11	1	11	-	11	1	5.8	18600	-	5	1	4.2	91	-	-	-	4	-	-
226	27	-	-	33	11	9	-	9	-	8	-	5.4	18000	-	1	-	-	-	-	-	-	1	-	-
227	18	-	-	50	10	8	-	8	-	8	-	5.1	25500	-	1	-	-	-	-	-	-	-	-	-
228	27	-	-	32	5	8	-	8	-	8	-	5.1	24100	-	-	-	-	-	-	-	-	-	1	-
229	23	-	-	26	4	7	-	7	-	7	-	5.9	25700	-	-	-	-	-	-	-	-	2	-	-
230	31	-	-	29	7	9	1	9	-	9	1	5.8	28600	-	-	-	-	-	-	-	-	-	1	-
231	1	-	-	-	-	-	-	-	-	-	-	-	-	-	-	-	-	-	-	1	1	-	-	-
234	146	-	-																					

Table 2. Characteristics of Housing Units and Population, by Blocks: 1970—Con.

Kendall County, Ill.

[Data exclude vacant seasonal and vacant migratory housing units. For minimum base for derived figures (percent, average, etc.) and meaning of symbols, see text]

Blocks
Within
Census
Tracts

	Percent of total population				Year-round housing units				Occupied housing units																	
	Total popu- lation	Ne- gro	In group quar- ters	Un- der 18 years and over	Total	Lack- ing some or all plumb- ing facili- ties	Units in—		Owner			Renter			1.01 or more persons per room		With room- ers, board- ers, or lodg- ers									
							One- unit struc- tures	Struc- tures of 10 or more units	Lack- ing some or all plumb- ing facili- ties	Aver- age num- ber of rooms	Aver- age value (dol- lars)	Per- cent Negro	Lack- ing some or all plumb- ing facili- ties	Aver- age num- ber of rooms	Aver- age con- tract rent (dol- lars)	Per- cent Negro				Total	With all plumb- ing facili- ties					
																	One- person house- holds	With female head of family								
331	15	-	-	20	7	6	-	1	-	2	-	3	-	1	1	-	-	1	-	
333#	20	-	-	20	5	8	-	8	-	3	-	5	-	3.6	120	-	1	1	-	-	-	-	
334	12	-	-	17	17	5	-	5	-	3	-	2	-	-	-	-	-	1	-	
335#	89	-	-	29	12	30	-	30	-	24	-	6.1	34000	-	6	-	4.0	120	-	-	-	-	-	4	-	
336	15	-	-	47	7	4	-	-	
337	29	-	-	45	3	7	-	7	-	7	-	5.7	30200	-	-	-	-	-	-	1	1	-	-	1	-	
338	44	-	-	50	-	10	-	10	-	10	-	6.0	29800	-	-	-	-	-	-	1	1	-	-	-	1	
339	42	-	-	52	5	9	-	9	-	9	-	8.0	50000	-	-	-	-	-	-	-	-	-	-	-	-	
340	12	-	-	33	17	3	-	-	
342	28	-	-	36	11	9	-	9	-	8	-	5.8	23600	-	-	-	-	-	-	-	-	-	-	-	-	
901	209	-	-	41	6	61	-	59	-	54	-	5.9	27000	-	5	-	5.2	...	-	5	5	-	-	1	5	
902	79	-	-	38	9	22	-	22	-	16	-	6.0	24400	-	6	-	4.5	93	-	2	2	-	-	3	1	
903	71	-	-	34	13	21	1	21	-	14	-	6.7	42200	-	7	1	5.9	...	-	1	1	-	-	1	-	
904	7	-	-	14	14	3	-	-	
905	15	-	-	40	-	4	-	-	
906	2	1	-	1	-	
907	257	-	-	48	2	67	-	64	-	61	-	5.8	24300	-	1	-	5	5	-	-	1	3	
909	46	-	-	7	30	24	16	15	-	13	-	5.6	28800	-	3	-	1	1	-	-	5	-	
910	62	-	-	40	5	16	-	16	-	12	-	6.8	50800	-	4	-	-	-	-	-	-	-	
911	1	1	-	-	
913	11	-	-	46	-	4	-	-	
914	6	-	-	50	-	2	-	-	
915	27	-	-	56	7	5	-	5	-	2	-	3	-	1	1	-	-	-	-	
916	10	-	-	40	-	3	-	-	
918	22	-	-	36	18	9	-	7	-	7	-	6.0	23300	-	1	-	-	-	-	-	2	-	
919#	88	-	-	38	5	26	-	21	-	13	-	7.1	29600	-	13	-	6.0	109	-	1	1	-	-	1	1	
920	34	-	-	32	6	11	-	10	-	9	-	6.3	35200	-	2	-	-	-	-	-	1	-	
921#	192	-	-	8	34	8	57	2	50	3	37	-	5.4	24000	-	18	2	3.6	83	-	6	6	-	-	6	1
922	4	2	-	-	


UNITED STATES
DEPARTMENT OF
COMMERCE
PUBLICATION



Block Statistics

BLOOMINGTON-NORMAL, ILL. URBANIZED AREA

HC(3)-66



DEPARTMENT
OF COMMERCE
BUREAU OF
THE CENSUS

U.S. DEPARTMENT OF COMMERCE

Maurice H. Stans, Secretary
James T. Lynn, Under Secretary
Harold C. Passer, Assistant Secretary for Economic Affairs

BUREAU OF THE CENSUS

George Hay Brown, Director
Conrad Taeuber, Associate Director
David L. Kaplan, 1970 Census Coordinator

HOUSING DIVISION

Arthur F. Young, Chief

ACKNOWLEDGMENTS—Many persons participated in the various activities of the 1970 census. Primary direction of the program was performed by Conrad Taeuber, Associate Director for Demographic Fields, assisted by David L. Kaplan, 1970 Census Coordinator, and in conjunction with Joseph F. Daly, Associate Director for Research and Development, William I. Merkin, Associate Director for Administration, John W. H. Spencer, Associate Director for Data Systems, and Edwin D. Goldfield, Assistant Director for Program Development.

This report was planned and written in the Housing Division under the supervision of Arthur F. Young, Chief, by Aaron Josowitz, Assistant Chief, Nathan Krevor, Chief, Coordination and Research Branch, and Paul F. Coe.

The Statistical Methods Division was largely responsible for developing new procedures to obtain a more accurate count of housing units. This work was supervised by Joseph Waksberg, Division Chief, Morton Bolsen and Walter M. Perkins, Assistant Division Chiefs, and Barnett Denton and Charles D. Jones.

Geographic plans and procedures were developed in the Geography Division under the supervision of William T. Fay, Chief, and Robert C. Klove and Gerald J. Post, Assistant Division Chiefs, with the assistance of Robert E. Durland, Margery H. Elliot, and Jacob Silver.

Data collection activities were administered by the Field Division, Paul R. Squires, Chief, and Richard C. Burt and Dean H. Weber, Assistant Division Chiefs, with the assistance of John Kuntz and Stanley Matchett, as well as the directors of the Bureau's regional offices.

Systems and processing procedures were developed in the Systems Division, Sol Dolbeck, Chief, under the direction of Morris Gorinson, Assistant Division Chief. Florence Wright assisted by Orville M. Stya, was responsible for the clerical procedures and Roger O. Lepage, assisted by John Murphy, Jr., C. Eden Moody, and Judith E. Jones, was responsible for the computer programming.

The manual processing and microfilming of the questionnaires were performed in the Jeffersonville Census Operations Division, under the supervision of Joseph F. Arbena, Chief, and Robert L. Hagan, Population and Housing Census Operations Manager, assisted by Charles L. Adams and John C. Campbell. William L. Paughum supervised the microfilming operation.

FOSDIC and computer processing were performed in the Processing Division under the supervision of M. Douglas Fahay, Chief, and E. Richard Bourdon and James W. Shores, Assistant Division Chiefs. Development of the automatic microfilming equipment was directed by Anthony A. Berlinsky.

Publications planning, editing, and printing were performed in the Administrative and Publications Services Division, Cecil B. Matthews, Chief, under the direction of Raymond J. Koski, John F. Lanham, Jr., and Gerald A. Mann.

Robert B. Voight, Special Assistant in the Office of the Director, and Sherry L. Courtland made many important contributions to the planning and coordination of the 1970 census program.

SUGGESTED CITATION

U.S. Bureau of the Census
Census of Housing: 1970
BLOCK STATISTICS
Final Report HC(3)-66 Bloomington-Normal, Ill.
Urbanized Area

U.S. Government Printing Office
Washington, D.C., 1971

For sale by the
Superintendent of Documents
U.S. Government Printing Office
Washington, D.C. 20402, or any
Department of Commerce Field Office.

Price \$1.75

**1970
CENSUS OF
HOUSING**

**Block
Statistics**

**BLOOMINGTON-
NORMAL, ILL.
URBANIZED AREA**

CONTENTS

	Page
List of HC(3) Block Statistics Reports	II
Introduction	IV
Facsimiles of Questionnaire Page and Respondent Instructions	X

TABLES

1	Characteristics of Housing Units and Population, for Places of 2,500 Inhabitants or More: 1970	ILL-1
2	Characteristics of Housing Units and Population, by Blocks: 1970	ILL-2

Maps identifying the blocks covered herein are included in or
accompany this report.

LIST OF HC (3) BLOCK STATISTICS REPORTS

The specific names listed below each State refer to urbanized areas; "Selected Areas" refer to other areas of the State which have contracted with the Census Bureau to provide block statistics.

Report number	Area	Report number	Area	Report number	Area	Report number	Area
ALABAMA		36	Hartford	69	Decatur	MARYLAND	
1	Birmingham	37	Meriden	70	Joliet	106	Baltimore
2	Gadsden	38	New Britain	71	Peoria	107	Selected Areas
3	Huntsville	39	New Haven	72	Rockford	MASSACHUSETTS	
4	Mobile	40	Norwalk	73	Springfield	108	Boston
5	Montgomery	41	Stamford	74	Selected Areas	109	Brockton
6	Tuscaloosa	42	Waterbury	INDIANA		110	Fall River
7	Selected Areas	DELAWARE		75	Anderson	111	Fitchburg-Leominster
ALASKA		43	Wilmington	76	Evansville	112	Lawrence-Haverhill
8	Selected Areas	DISTRICT OF COLUMBIA		77	Fort Wayne	113	Lowell
ARIZONA		44	Washington	78	Indianapolis	114	New Bedford
9	Phoenix	FLORIDA		79	Lafayette-West Lafayette	115	Pittsfield
10	Tucson	45	Fort Lauderdale-Hollywood	80	Muncie	116	Springfield-Chicopee-Holyoke
11	Selected Areas	46	Jacksonville	81	South Bend	117	Worcester
ARKANSAS		47	Miami	82	Terre Haute	MICHIGAN	
12	Fort Smith	48	Orlando	83	Selected Areas	118	Ann Arbor
13	Little Rock-North Little Rock	49	Pensacola	IOWA		119	Bay City
14	Pine Bluff	50	St. Petersburg	84	Cedar Rapids	120	Detroit
15	Selected Areas	51	Tallahassee	85	Davenport-Rock Island-Moline	121	Flint
CALIFORNIA		52	Tampa	86	Des Moines	122	Grand Rapids
16	Bakersfield	53	West Palm Beach	87	Dubuque	123	Jackson
17	Fresno	54	Selected Areas	88	Sioux City	124	Kalamazoo
18	Los Angeles-Long Beach	GEORGIA		89	Waterloo	125	Lansing
19	Oxnard-Ventura-Thousand Oaks	55	Albany	90	Selected Areas	126	Muskegon-Muskegon Heights
20	Sacramento	56	Atlanta	KANSAS		127	Saginaw
21	Salinas	57	Augusta	91	Topeka	128	Selected Areas
22	San Bernardino-Riverside	58	Columbus	92	Wichita	MINNESOTA	
23	San Diego	59	Macon	93	Selected Areas	129	Duluth-Superior
24	San Francisco-Oakland	60	Savannah	KENTUCKY		130	Minneapolis-St. Paul
25	San Jose	61	Selected Areas	94	Lexington	131	Selected Areas
26	Santa Barbara	HAWAII		95	Louisville	MISSISSIPPI	
27	Simi Valley	62	Honolulu	LOUISIANA		132	Biloxi-Gulfport
28	Stockton	63	Selected Areas	97	Baton Rouge	133	Jackson
29	Selected Areas	IDAHO		98	Lafayette	134	Selected Areas
COLORADO		64	Boise City	99	Lake Charles	MISSOURI	
30	Colorado Springs	ILLINOIS		100	Monroe	135	Kansas City
31	Denver	65	Aurora-Elgin	101	New Orleans	136	St. Joseph
32	Pueblo	66	Bloomington-Normal	102	Shreveport	137	St. Louis
33	Selected Areas	67	Champaign-Urbana	MAINE		138	Springfield
CONNECTICUT		68	Chicago-Northwestern Indiana	103	Lewiston-Auburn	139	Selected Areas
34	Bridgeport			104	Portland		
35	Bristol			105	Selected Areas		

Report number	Area	Report number	Area	Report number	Area	Report number	Area
	MONTANA	167	Fayetteville	208	Wilkes-Barre	247	Waco
140	Billings	168	Greensboro	209	York	248	Wichita Falls
141	Great Falls	169	High Point	210	Selected Areas	249	Selected Areas
142	Selected Areas	170	Raleigh				
	NEBRASKA	171	Wilmington		RHODE ISLAND		UTAH
143	Lincoln	172	Winston-Salem	211	Providence-Pawtucket-Warwick	250	Ogden
144	Omaha	173	Selected Areas			251	Provo-Orem
145	Selected Areas		NORTH DAKOTA		SOUTH CAROLINA	252	Salt Lake City
	NEVADA	174	Fargo-Moorhead				VERMONT
146	Las Vegas			212	Charleston	253	Selected Areas
147	Reno		OHIO	213	Columbia		VIRGINIA
	NEW HAMPSHIRE	175	Akron	214	Greenville		
148	Manchester	176	Canton	215	Selected Areas	254	Lynchburg
149	Selected Areas	177	Cincinnati			255	Newport News-Hampton
	NEW JERSEY	178	Cleveland	216	Sioux Falls	256	Norfolk-Portsmouth
150	Atlantic City	179	Columbus	217	Selected Areas	257	Richmond
151	Trenton	180	Dayton			258	Roanoke
152	Vineland-Millville	181	Hamilton		TENNESSEE	259	Selected Areas
153	Selected Areas	182	Lima	218	Chattanooga		WASHINGTON
	NEW MEXICO	183	Lorain-Elyria	219	Knoxville	260	Seattle-Everett
154	Albuquerque	184	Mansfield	220	Memphis	261	Spokane
155	Selected Areas	185	Springfield	221	Nashville-Davidson	262	Tacoma
	NEW YORK	186	Steubenville-Weirton	222	Selected Areas	263	Selected Areas
156	Albany-Schenectady-Troy	187	Toledo				WEST VIRGINIA
157	Binghamton	188	Youngstown-Warren	223	Abilene	264	Charleston
158	Buffalo	189	Selected Areas	224	Amarillo	265	Huntington-Ashland
159	New York-Northeastern New Jersey		OKLAHOMA	225	Austin	266	Wheeling
Part 1 — New York City		190	Lawton	226	Beaumont	267	Selected Areas
Part 2 — New York Portion Outside New York City		191	Oklahoma City	227	Brownsville		WISCONSIN
Part 3 — Northeastern New Jersey		192	Tulsa	228	Corpus Christi	268	Green Bay
160	Rochester	193	Selected Areas	229	Dallas	269	Kenosha
161	Syracuse		OREGON	230	El Paso	270	Madison
162	Utica-Rome	194	Eugene	231	Fort Worth	271	Milwaukee
163	Selected Areas	195	Portland	232	Galveston	272	Racine
	NORTH CAROLINA	196	Salem	233	Harlingen-San Benito	273	Selected Areas
164	Asheville	197	Selected Areas	234	Houston		WYOMING
165	Charlotte		PENNSYLVANIA	235	Laredo	274	Selected Areas
166	Durham	198	Allentown-Bethlehem-Easton	236	Lubbock		PUERTO RICO
		199	Altoona	237	McAllen-Pharr-Edinburg	275	Mayagüez
		200	Erie	238	Midland	276	Ponce
		201	Harrisburg	239	Odessa	277	San Juan
		202	Johnstown	240	Port Arthur	278	Selected Areas
		203	Lancaster	241	San Angelo		
		204	Philadelphia	242	San Antonio		
		205	Pittsburgh	243	Sherman-Denison		
		206	Reading	244	Texarkana		
		207	Scranton	245	Texas City-La Marque		
				246	Tyler		

INTRODUCTION

GENERAL	IV
Urbanized areas	IV
Maps and block identification	IV
Content of the tables	V
Symbols	V
Data collection procedures	V
Processing procedures	VI
DEFINITIONS AND EXPLANATIONS OF SUBJECT CHARACTERISTICS	VI
Self-enumeration and census questionnaire	VI
Comparability with 1960 data	VI
Total population	VII
Housing units and group quarters	VII
Year-round housing units	VII
Occupied housing units	VII
Race	VII
Tenure	VIII
Plumbing facilities	VIII
Units in structure	VIII
Persons per room	VIII
Average number of rooms	VIII
Average value	VIII
Average contract rent	VIII
One-person households	VIII
With female head of family	VIII
With roomers, boarders, or lodgers	IX
ACCURACY OF THE DATA	IX
Editing	IX
Block number check	IX
FACSIMILES	X
Questionnaire page showing 100-percent housing questions	X
Respondent instructions for the 100-percent housing questions	XI

GENERAL

This report presents statistics from the 1970 census, by blocks, on general characteristics of housing units and population. Legal provision for this census, conducted as of April 1, 1970, was made in the Act of Congress of August 31, 1954 (amended

August 1957), which codified Title 13, United States Code.

This report series contains 278 reports (as listed on page II). Most of the reports (236) relate to a specific urbanized area, as well as to some nearby contiguous territory included for reasons explained below in the section on "Urbanized areas." The remaining reports (42) relate to other types of areas (e.g., smaller cities, counties, etc.) where local authorities contracted with the Census Bureau to collect, process, and publish the data on a block basis. In 1960, a similar contractual technique was utilized but the basic block statistics program was limited generally to cities of 50,000 inhabitants or more (i.e., the built-up fringes around the cities were not covered).

A major portion of the information compiled from the 1970 Census of Housing will appear in Volume I, **Housing Characteristics for States, Cities, and Counties**. For a description of Volume I, as well as other elements of the data dissemination program of the 1970 Population and Housing Census, see the "Publication and Computer Summary Tape Program" statement at the end of this report.

Urbanized areas.—An urbanized area consists of a central city, or cities, and surrounding closely settled territory. The central city must have reported a population of 50,000 or more in 1960, in a special census conducted by the Census Bureau since 1960, or in the 1970 census. Under certain circumstances, "twin cities" with a combined population of 50,000 or more form the basis of an urbanized area. More detailed information on the criteria used to designate urbanized areas and determine their boundaries appears in the 1970 Census of Housing HC(1)-A reports and the 1970 Census of Population PC(1)-A reports.

As suggested by the rules above, the urbanized areas ultimately used in the tabulations of the 1970 census could not be completely recognized or defined until the final population counts were available. Since the precise delineation and numbering of blocks is quite costly and is therefore done only for areas where block statistics will be prepared, a preliminary determination of each urbanized area was made prior to the actual enumeration. The preliminary boundaries were purposely drawn somewhat beyond the anticipated final boundaries because the information on density of settlement was not yet available. Thus, for virtually all urbanized areas, there is some immediately adjacent territory for which the information was collected on a block basis. Because the extra cost of tabulating and publishing the block data for this type of territory is comparatively minor, data for blocks outside urbanized areas appear in the reports for those areas. On the other hand, block data are generally not provided for urbanized areas which are recognized for the first time in 1970.

Maps and block identification.—The maps included with these reports identify the location and number of each block and the boundary and number of each census tract or block numbering area.

A block is usually a well-defined rectangular piece of land bounded by streets or roads. However, it may be irregular in shape or bounded by railroad tracks, streams, or other features. The block is the specific numbered area as shown on the map.

Census tracts are small areas into which large cities and metropolitan areas are divided for statistical purposes. Tract boundaries are established cooperatively by a local committee and the Bureau of the Census and are generally designed to achieve

some uniformity of population characteristics, economic status, and living conditions. Initially, the average tract had about 4,000 residents. Tract boundaries are established with the intention of being maintained over a long time so that comparisons may be made from census to census.

In untraced places, block numbering areas are used. They are established by arbitrarily dividing the city along major streets, railroads, or other physical boundaries to facilitate numbering the blocks in groups of fewer than 1,000. The boundaries of block numbering areas have no statistical significance but are merely for convenience in mapping and tabulating.

In numbering the blocks, a separate series is used for each census tract or block numbering area. Thus, the location of each block for which data are presented is determined by referring both to the block number and the census tract or block numbering area. In some cases, a city or other political boundary divides a block. The data shown are for the block represented by the land area as bounded and numbered on the block map.

The block number was assigned to each block on a map suitable for block numbering, prior to the enumeration. In some instances, the map was several years old and did not recognize construction of new streets or disappearance of others. Insofar as possible, the map was corrected for changes that were discovered prior to enumeration. In other cases, it was not feasible to make corrections. Hence the map does not always reflect the blocks as they existed on the ground at the time of the enumeration. For example, a block as shown on the map may have been divided into two blocks. The housing units in the newly subdivided blocks would be assigned the one block number shown on the map even

though two blocks existed at the time of enumeration. On the other hand, two blocks as shown on the map may have been merged into one. In the enumeration, the intent was to identify which housing units were physically located in each of the two former blocks and assign the respective block number to each portion, even though only one block existed at the time of enumeration.

Content of the tables.—In the urbanized area block publication program, table 1 summarizes the statistics for each place of 2,500 inhabitants or more and table 2 contains the statistics for the individual blocks summarized to the tract or block numbering area. In the contract block program, one table provides statistics for individual blocks as well as summaries for each tract or block numbering area and each place or area.

In some instances, the blocked area excludes a part of a tract or excludes the rural portion of an extended city (a city having one or more large portions, usually at the boundary of the city, with relatively low population density). Therefore, the tract and place totals cover only the blocks included in this report.

Block identification, total population, and total year-round housing units are shown for every block containing living quarters. For some blocks, the table shows total population but no housing units because all the people live in group quarters. For other blocks, the table shows housing units but no population because all the units are vacant. Blocks (or tracts) with no year-round housing units and no population are shown on the map but do not appear in the tables.

Symbols.—Percents which round to less than 0.1 are not shown but indicated as zero. A dash “—” repre-

sents zero. Three dots “. . .” indicate that the data are being withheld to avoid disclosure of information for individual housing units, or that the base for an average, percentage, or ratio is too small for it to be shown. The symbol “#” next to a block number indicates that contract rent was allocated for 20 percent or more of the renter-occupied units. The dagger symbol (†) identifies blocks for which tabulations are not available because of processing errors. If there are any such blocks in the area covered by this report, population and housing unit counts for these blocks are presented on page XII; the summary figures for places and tracts (or block numbering areas) include data for these blocks; i.e., the totals contain the above-mentioned counts as well as imputed data for the various characteristics.

Data collection procedures.—The 1970 census was conducted primarily through self-enumeration. In 1960, self-enumeration was first introduced on a nationwide scale as a substitute for the traditional census direct interview.

A census questionnaire was delivered by postal carriers to every household several days before Census Day, April 1, 1970. This questionnaire contained certain explanatory information and was accompanied by an instruction sheet; in certain areas with comparatively large proportions of Spanish-speaking persons, a Spanish version of the instruction sheet was also enclosed.

In the larger metropolitan areas and some adjacent counties, altogether containing about three-fifths of the population of the United States, the household was requested to fill out and mail back the form on Census Day. Approximately 87 percent of the households did so. The mailed-back forms were reviewed by the census enumerator (or, in some lo-

calities, a census clerk) and if the form was determined to be incomplete or inconsistent, a followup was made. The bulk of these followups were made by telephone, the rest by personal visit. For the households which did not mail back their forms, a followup was also made, in almost all cases by personal visit and in the remainder by telephone. Vacant units were enumerated by personal visit.

For the remaining two-fifths of the population, the household was requested to fill out the form and give it to the enumerator when he called; approximately 80 percent did so. Incomplete and unfilled forms were completed by interview during the enumerator's visit.

Three types of questionnaires were used throughout the country: 80 percent of the households answered a form containing a limited number of population and housing questions, and the remainder, split into 15-percent and 5-percent samples, answered forms which contained these questions as well as a number of additional questions.

The subjects covered in this report are those which were collected on a 100-percent basis. That is, the questions for these subjects appeared on all three questionnaires, the 80-percent, 15-percent, and 5-percent forms.

Processing procedures.—The 1970 census questionnaires were specially designed to be processed by FOSDIC (Film Optical Sensing Device for Input to Computers). Respondents and enumerators (and for some few items, census clerks) marked the answers in predesignated positions which could be "read" by FOSDIC, from a microfilm copy of the questionnaire, onto computer magnetic tape.

The tape containing the information from the questionnaires was processed on the Census Bureau's

computers through a number of editing and tabulation steps. One of the end results of this operation was a computer tape from which the tables in this report were prepared on a cathode-ray-tube phototypesetting machine at the Government Printing Office. Another end result was the summary tape which is available for purchase, as described in the "Publication and Computer Summary Tape Program" statement at the end of this report.

DEFINITIONS AND EXPLANATIONS OF SUBJECT CHARACTERISTICS

Self-enumeration and census questionnaire.—As stated in the introductory text of this report, the 1970 census was conducted primarily through self-enumeration. The response, therefore, was based principally on the questionnaire and its accompanying instruction sheet. Furthermore, census takers were instructed to read the questions directly from the questionnaire in their telephone and personal visit interviews. The questionnaire page containing the housing questions asked on a 100-percent basis and the page of the respondent instruction sheet which relates to these questions are reproduced on pages X and XI, respectively. The definitions and explanations given below for each subject are, to a considerable extent, drawn from various technical and procedural materials used in the collection of the data. This material helped the enumerative personnel to understand more fully the intent of each question and thus to resolve problems or unusual cases. Also included is certain explanatory information to assist the user in the proper utilization of the statistics.

Comparability with 1960 data.—Although the 1970 data are generally comparable with the data collected

in 1960, certain changes have been introduced. The 1960 inquiry regarding owner occupancy has been subdivided to show a separate category for cooperatives and condominiums in 1970. The 1960 question on cooking equipment was broadened to cover "complete kitchen facilities" in 1970; i.e., an installed sink with piped water, a range or cookstove, and a mechanical refrigerator. On the other hand, the 1960 question on "condition of housing unit" (i.e., sound, deteriorating, or dilapidated) was eliminated because of serious problems with response reliability.

There have also been changes in the scope of some of the tabulations. Data on characteristics of housing units are limited in 1970 to year-round units because of the difficulty of obtaining reliable information for vacant units held for migratory labor or for seasonal occupancy. Moreover, the total counts of housing units given in this report for each block, tract or block numbering area, and place or area are limited to year-round housing units. (Counts of the total housing inventory, including vacant units held for migratory labor and seasonal occupancy, are given for census tracts in series PHC(1), and for States, cities, and counties in series HC(1)-A and HC(1)-B.)

The tabulations on value and contract rent refer to slightly different sets of housing units in 1970 than in 1960. Summarized generally, the difference is that the 1970 data exclude units on places of 10 acres or more whereas the 1960 data exclude units on farms; more specific information can be obtained by comparing the rent and value definitions in the present report with those in 1960 Census of Housing Volume I. Separate figures are shown in this report for occupied units with Negro head of household. In 1960, this type of tabulation related to the total of all

household heads other than white; Negro household heads constituted 95 percent of this total in 1960 for the Nation as a whole, but this proportion varied widely among areas.

Total population.—The total population is the count of all persons living in the block including those in group quarters. The population for each block is subdivided into the following groups expressed as percent of the total population: Negro, in group quarters, under 18 years, and 62 years and over.

In accordance with census practice dating back to 1790, each person enumerated in the 1970 census was counted as an inhabitant of his usual place of residence, which is generally construed to mean the place where he lives and sleeps most of the time. This place is not necessarily the same as his legal residence, voting residence, or domicile. In the vast majority of cases, however, the use of these different bases of classification would produce substantially the same statistics, although there may be appreciable differences for a few areas.

Implementation of this practice has resulted in the establishing of residence rules for certain categories of persons whose usual place of residence is not immediately clear. Furthermore, this practice means that persons were not always counted as residents of the place where they happened to be found by the census enumerators. Persons without a usual place of residence were, however, counted where they were enumerated. Detailed information on residence rules is given in the 1970 Census of Population PC(1)-A reports.

Housing units and group quarters.—All living quarters are classified in the census as either housing units or group quarters. Usually, living quarters are in structures intended for

residential use (e.g., a one-family home, apartment house, hotel or motel, boarding house, mobile home or trailer, etc.). Living quarters may also be in structures intended for nonresidential use (e.g., the rooms in a warehouse where a watchman lives), as well as in tents, caves, old railroad cars, etc.

A housing unit is a house, an apartment, a group of rooms, or a single room occupied or intended for occupancy as separate living quarters. Separate living quarters are those in which the occupants do not live and eat with any other persons in the structure and which have either (1) direct access from the outside of the building or through a common hall or (2) complete kitchen facilities for the exclusive use of the occupants. The occupants may be a single family, one person living alone, two or more families living together, or any other group of related or nonrelated persons who share living arrangements (except as described in the next paragraph on group quarters). Both occupied and vacant housing units are included in the housing inventory, except that mobile homes, trailers, tents, etc. are included only if they are occupied.

Group quarters are living arrangements for institutional inmates or for other groups containing five or more persons not related to the person in charge. Group quarters are located most frequently in institutions, boarding houses, military barracks, college dormitories, fraternity and sorority houses, hospitals, monasteries, convents, and ships. A house or apartment is considered group quarters if it is shared by the person in charge and five or more persons unrelated to him, or if there is no person in charge, by six or more unrelated persons. Information on the housing characteristics of group quarters is not collected in the census.

Year-round housing units.—Data on housing characteristics in the 1970 census reports are limited to year-round housing units; i.e., all occupied units plus vacant units intended for year-round use. Vacant units intended for seasonal occupancy and vacant units held for migratory labor are excluded because it is difficult to obtain reliable information for them. In this report, the housing unit counts are also limited to year-round units. Counts of the total housing inventory, however, are given for census tracts in series PHC(1), and for States, cities, and counties in series HC(1)-A and HC(1)-B.

Occupied housing units.—A housing unit is classified as occupied if a person or group of persons is living in it at the time of enumeration or if the occupants are only temporarily absent, for example, on vacation. However, if the persons staying in the unit have their usual place of residence elsewhere, the unit is classified as vacant.

A count of vacant year-round units may be derived by subtracting the sum of owner- and renter-occupied from the total number of year-round units. The count of vacant year-round units thus obtained includes units for sale or rent, units sold or rented but not yet occupied by the new owner or renter, units held for the occasional use of the owner, and units held off the market for other reasons.

Race.—The classification by race shown for occupied housing units refers to the race of the head of the household occupying the unit. Units with Negro heads of household are shown separately as percentages of owner- and renter-occupied housing units. The concept of race as used by the Census Bureau does not denote clear-cut scientific definition of biological stock. Rather, the data repre-

sent essentially self-classification by people according to the race with which they identify themselves.

Tenure.—A housing unit is "owner occupied" if the owner or co-owner lives in the unit, even if it is mortgaged or not fully paid for. A cooperative or condominium unit is "owner occupied" only if the owner or co-owner lives in it. All other occupied units are classified as "renter occupied" including units rented for cash rent and those occupied without payment of cash rent.

Plumbing facilities.—The category "with all plumbing facilities" consists of units which have hot and cold piped water inside the structure as well as a flush toilet and a bathtub or shower inside the structure for exclusive use of the occupants of the unit. "Lacking some or all plumbing facilities" means that the unit does not have all three specified plumbing facilities (hot and cold piped water, as well as flush toilet and bathtub or shower inside the structure), or that the toilet or bathing facilities are also for the use of the occupants of other housing units.

Units in structure.—Statistics on the number of housing units in a structure are presented in terms of the number of units in one-unit structures and in structures of 10 or more units. The data on units in 10-or-more-unit structures, however, are based on responses to the inquiry on number of units at the building address (item A on facsimile of questionnaire), and therefore, may be understated in blocks containing structures with two or more addresses.

Persons per room.—"Persons per room" is computed by dividing the number of persons in the unit by the number of rooms in the unit. The

category "1.01 or more persons per room" indicates an average of more than one person to a room. The figures are shown separately for all occupied units and for occupied units with all plumbing facilities.

Average number of rooms.—Rooms to be counted include whole rooms used for living purposes, such as living rooms, dining rooms, kitchens, bedrooms, finished recreation rooms, family rooms, etc. Not counted as rooms are bathrooms, porches, balconies, foyers, halls, half-rooms, kitchenettes, strip or pullman kitchens, utility rooms, unfinished attics, basements, or other space used for storage.

The average number of rooms (arithmetic mean) was computed by dividing the sum of the rooms for each tenure group by the number of owner- or renter-occupied units, respectively. The questionnaire contained a terminal category of "9 rooms or more." For purposes of the computation, the terminal category was given a mean value of 10. As a result, 10 rooms is the arbitrary maximum average which could be obtained for any block.

Average value.—Value is the respondent's estimate of how much the property (house and lot) would sell for if it were for sale. Value data are limited to owner occupied one-family houses on less than 10 acres, without a commercial establishment or medical office on the property. Cooperatives, condominiums, mobile homes, and trailers are excluded from the value tabulations.

The average value (arithmetic mean) was computed by dividing the sum of the values by the number of owner-occupied units for which value is shown. Value was reported in class intervals, the lowest and highest intervals being "Less than \$5,000" and "\$50,000 or more," respectively.

For purposes of the computation, the midpoints of the intervals were used except that a mean of \$3,500 was assigned for values less than \$5,000 and a mean of \$60,000 was assigned for values of \$50,000 or more. As a result, \$3,500 is the arbitrary minimum and \$60,000 is the arbitrary maximum average which could be obtained for any block. Average value is rounded to the nearest hundred dollars.

Average contract rent.—Contract rent is the monthly rent agreed to, or contracted for, regardless of any furnishings, utilities, or services that may be included. Contract rent data exclude one-family homes on a place of ten acres or more. The average contract rent (arithmetic mean) was computed by dividing the sum of the rental amounts by the number of renter-occupied units for which cash rent was paid; units for which no cash rent was paid were excluded from the computation. Contract rent was reported in class intervals, the lowest and highest intervals being "less than \$30" and "\$300 or more," respectively. For purposes of the computation, the midpoints of the intervals were used except that a mean of \$25 was assigned for rents less than \$30 and a mean of \$350 was assigned for rents of \$300 or more. As a result, \$25 is the arbitrary minimum and \$350 the arbitrary maximum average which could be obtained for any block. Average contract rent is rounded to the nearest dollar.

One-person households.—The data in this column refer to the number of housing units occupied by only one person.

With female head of family.—Housing units are occupied by either "families" or "primary individuals." The term "family" refers to the head of

the household and all (one or more) other persons in the household related to the head by blood, marriage, or adoption. If nobody in the household is related to the head, then the unit is not occupied by a family but by a "primary individual."

A housing unit occupied by a "family" may or may not contain persons unrelated to the head of the family, such as roomers, boarders, servants, etc.

The category "female head of family" comprises all housing units occupied by families with female heads regardless of their marital status. Included are female heads of families with no spouse and female heads of families whose husbands are living away from their families, as for example, husbands in the Armed Forces living on military reservations.

With roomers, boarders, or lodgers.—This column refers to the number of housing units containing one or more roomers, boarders, or lodgers. Not included as "roomers, boarders, or lodgers" are foster children or wards, servants who live in, companions, and partners.

ACCURACY OF THE DATA

Editing.—Human and mechanical errors occur in any mass statistical operation such as a decennial census. Errors during the data collection phase can include failure to obtain required information from respondents, obtaining incorrect or inconsistent information, and recording information in the wrong place or incorrectly. Errors can also occur during the field review of the enumerator's work, the clerical handling of the questionnaires, and the various stages of the electronic processing of the material. Careful efforts are made in every census to keep the

errors in each step at an acceptably low level. Quality control and check measures are utilized throughout the census operation. As was done for the 1950 and 1960 censuses, evaluative material on many aspects of the 1970 census will be published as soon as the appropriate data are accumulated and analyzed. A major concern in the evaluation work is to ascertain, insofar as possible, the degree of completeness of the count of both population and housing units.

The objective of the processing operation is to produce a set of statistics that describes the Nation's housing as accurately and clearly as possible. To meet this objective, certain unacceptable entries were edited.

Whenever information was missing, an allocation procedure was used to assign an entry, thereby eliminating the need for a "not reported" category in the tabulations. The assignment was based on related information reported for the housing unit or on information reported for a similar unit in the immediate neighborhood. For example, if tenure for an occupied unit was omitted but a rental amount was reported, the computer automatically edited tenure to "rented for cash rent." On the other hand, if the unit was reported as rented but the amount of rent was missing, the computer automatically assigned the rent that was reported for the preceding renter-occupied unit.

A similar procedure was used when the information reported for an item was inconsistent with other information reported for the unit. For example, if a housing unit was enumerated as having no piped water but having both a bathtub (or shower) and flush toilet for the exclusive use of the occupants of the unit, the computer edited water supply to "hot and cold water," a category considered to be consistent with the reported bathing and toilet facilities.

Specific tolerances were established for the number of computer allocations that would be permitted. If the number of corrections was beyond tolerance, the questionnaires in which the errors occurred were clerically reviewed. If it was found that the errors resulted from damaged questionnaires, improper microfilming, faulty reading by FOSDIC of undamaged questionnaires, or other types of machine failure, the questionnaires were reprocessed.

Block number check.—Through a detailed edit accomplished largely on the electronic computer, most of the errors in reporting block numbers were corrected. A control tape was created, listing the block numbers shown on the map for each enumeration district and each census tract. In certain large metropolitan areas, the control tape also contained the serial numbers assigned to each housing unit in the block. For each questionnaire, the computer compared the serial number and/or the block number, the enumeration district, and the census tract to the control tape. When an inconsistency was detected or when the block number on the questionnaire was blank, the computer changed the block number or assigned a number that was consistent with the control tape.

Specific tolerances were established for the number of block number changes and reassignments that would be permitted for each enumeration district. If the number was beyond tolerance, a clerical review was performed. In the clerical review, the enumerator's records were examined for comments and explanations, the addresses of the housing units involved were checked with the map, and block numbers were assigned as appropriate. Clerical review was required also when the control tape contained block numbers which were not reported by the enumerator.

FACSIMILE OF QUESTIONNAIRE PAGE SHOWING 100-PERCENT HOUSING QUESTIONS

<p>A. How many living quarters, occupied and vacant, are at this address?</p> <p><input type="radio"/> One</p> <p><input type="radio"/> 2 apartments or living quarters</p> <p><input type="radio"/> 3 apartments or living quarters</p> <p><input type="radio"/> 4 apartments or living quarters</p> <p><input type="radio"/> 5 apartments or living quarters</p> <p><input type="radio"/> 6 apartments or living quarters</p> <p><input type="radio"/> 7 apartments or living quarters</p> <p><input type="radio"/> 8 apartments or living quarters</p> <p><input type="radio"/> 9 apartments or living quarters</p> <p><input type="radio"/> 10 or more apartments or living quarters</p> <p><input type="radio"/> This is a mobile home or trailer</p> <p>• ■ •</p> <p><i>Answer these questions for your living quarters</i></p> <p>H1. Is there a telephone on which people in your living quarters can be called?</p> <p><input type="radio"/> Yes —→ What is the number? _____</p> <p style="text-align: right; margin-right: 50px;"><i>Phone number</i></p> <p>H2. Do you enter your living quarters—</p> <p><input type="radio"/> Directly from the outside or through a common or public hall?</p> <p><input type="radio"/> Through someone else's living quarters?</p> <p>H3. Do you have complete kitchen facilities? Complete kitchen facilities are a sink with piped water, a range or cook stove, and a refrigerator.</p> <p><input type="radio"/> Yes, for this household only</p> <p><input type="radio"/> Yes, but also used by another household</p> <p><input type="radio"/> No complete kitchen facilities for this household</p> <p>H4. How many rooms do you have in your living quarters? Do not count bathrooms, porches, balconies, foyers, halls, or half-rooms.</p> <p><input type="radio"/> 1 room <input type="radio"/> 6 rooms</p> <p><input type="radio"/> 2 rooms <input type="radio"/> 7 rooms</p> <p><input type="radio"/> 3 rooms <input type="radio"/> 8 rooms</p> <p><input type="radio"/> 4 rooms <input type="radio"/> 9 rooms or more</p> <p><input type="radio"/> 5 rooms</p> <p>H5. Is there hot and cold piped water in this building?</p> <p><input type="radio"/> Yes, hot and cold piped water in this building</p> <p><input type="radio"/> No, only cold piped water in this building</p> <p><input type="radio"/> No piped water in this building</p> <p>H6. Do you have a flush toilet?</p> <p><input type="radio"/> Yes, for this household only</p> <p><input type="radio"/> Yes, but also used by another household</p> <p><input type="radio"/> No flush toilet</p> <p>■</p> <p>H7. Do you have a bathtub or shower?</p> <p><input type="radio"/> Yes, for this household only</p> <p><input type="radio"/> Yes, but also used by another household</p> <p><input type="radio"/> No bathtub or shower</p> <p>H8. Is there a basement in this building?</p> <p><input type="radio"/> Yes</p> <p><input type="radio"/> No, built on a concrete slab</p> <p><input type="radio"/> No, built in another way (include mobile homes and trailers)</p>	<p>H9. Are your living quarters—</p> <p><input type="radio"/> Owned or being bought by you or by someone else in this household? Do not include cooperatives and condominiums here.</p> <p><input type="radio"/> A cooperative or condominium which is owned or being bought by you or by someone else in this household?</p> <p><input type="radio"/> Rented for cash rent?</p> <p><input type="radio"/> Occupied without payment of cash rent?</p> <p>H10a. Is this building a one-family house?</p> <p><input type="radio"/> Yes, a one-family house</p> <p><input type="radio"/> No, a building for 2 or more families or a mobile home or trailer</p> <p>b. If "Yes"—Is this house on a place of 10 acres or more, or is any part of this property used as a commercial establishment or medical office?</p> <p><input type="radio"/> Yes, 10 acres or more</p> <p><input type="radio"/> Yes, commercial establishment or medical office</p> <p><input type="radio"/> No, none of the above</p> <p>H11. If you live in a one-family house which you own or are buying—What is the value of this property; that is, how much do you think this property (house and lot) would sell for if it were for sale?</p> <p><input type="radio"/> Less than \$5,000</p> <p><input type="radio"/> \$5,000 to \$7,499</p> <p><input type="radio"/> \$7,500 to \$9,999</p> <p><input type="radio"/> \$10,000 to \$12,499</p> <p><input type="radio"/> \$12,500 to \$14,999</p> <p><input type="radio"/> \$15,000 to \$17,499</p> <p><input type="radio"/> \$17,500 to \$19,999</p> <p><input type="radio"/> \$20,000 to \$24,999</p> <p><input type="radio"/> \$25,000 to \$34,999</p> <p><input type="radio"/> \$35,000 to \$49,999</p> <p><input type="radio"/> \$50,000 or more</p> <div style="border: 1px solid black; padding: 5px; width: fit-content; margin-left: 100px;"> <p><i>If this house is on a place of 10 acres or more, or if any part of this property is used as a commercial establishment or medical office, do not answer this question.</i></p> </div> <p>■</p> <p>H12. Answer this question if you pay rent for your living quarters.</p> <p>a. If rent is paid by the month—</p> <p>What is the monthly rent?</p> <p>Write amount here → \$ _____ .00 (Nearest dollar)</p> <p>and</p> <p>Fill one circle</p> <p><input type="radio"/> Less than \$30</p> <p><input type="radio"/> \$30 to \$39</p> <p><input type="radio"/> \$40 to \$49</p> <p><input type="radio"/> \$50 to \$59</p> <p><input type="radio"/> \$60 to \$69</p> <p><input type="radio"/> \$70 to \$79</p> <p><input type="radio"/> \$80 to \$89</p> <p><input type="radio"/> \$90 to \$99</p> <p><input type="radio"/> \$100 to \$119</p> <p><input type="radio"/> \$120 to \$149</p> <p><input type="radio"/> \$150 to \$199</p> <p><input type="radio"/> \$200 to \$249</p> <p><input type="radio"/> \$250 to \$299</p> <p><input type="radio"/> \$300 or more</p> <p>b. If rent is not paid by the month—</p> <p>What is the rent, and what period of time does it cover?</p> <p>\$ _____ .00 per _____</p> <p style="text-align: center;">(Nearest dollar) (Week, half-month, year, etc.)</p>	<p>FOR CENSUS ENUMERATOR'S USE ONLY</p> <table style="width:100%; border-collapse: collapse;"> <tr> <td style="border: 1px solid black; padding: 2px;">a4. Block number</td> <td style="border: 1px solid black; padding: 2px;">a5. Serial number</td> </tr> <tr> <td style="border: 1px solid black; padding: 2px;">0 0 0 0 0</td> <td style="border: 1px solid black; padding: 2px;">0 0 0 0 0</td> </tr> <tr> <td style="border: 1px solid black; padding: 2px;">1 0 0 0 0</td> <td style="border: 1px solid black; padding: 2px;">1 0 0 0 0</td> </tr> <tr> <td style="border: 1px solid black; padding: 2px;">2 0 0 0 0</td> <td style="border: 1px solid black; padding: 2px;">2 0 0 0 0</td> </tr> <tr> <td style="border: 1px solid black; padding: 2px;">3 0 0 0 0</td> <td style="border: 1px solid black; padding: 2px;">3 0 0 0 0</td> </tr> <tr> <td style="border: 1px solid black; padding: 2px;">4 0 0 0 0</td> <td style="border: 1px solid black; padding: 2px;">4 0 0 0 0</td> </tr> <tr> <td style="border: 1px solid black; padding: 2px;">5 0 0 0 0</td> <td style="border: 1px solid black; padding: 2px;">5 0 0 0 0</td> </tr> <tr> <td style="border: 1px solid black; padding: 2px;">6 0 0 0 0</td> <td style="border: 1px solid black; padding: 2px;">6 0 0 0 0</td> </tr> <tr> <td style="border: 1px solid black; padding: 2px;">7 0 0 0 0</td> <td style="border: 1px solid black; padding: 2px;">7 0 0 0 0</td> </tr> <tr> <td style="border: 1px solid black; padding: 2px;">8 0 0 0 0</td> <td style="border: 1px solid black; padding: 2px;">8 0 0 0 0</td> </tr> <tr> <td style="border: 1px solid black; padding: 2px;">9 0 0 0 0</td> <td style="border: 1px solid black; padding: 2px;">9 0 0 0 0</td> </tr> </table> <p>■</p> <p>B. Type of unit or quarters</p> <p>Occupied</p> <p><input type="radio"/> First form</p> <p><input type="radio"/> Continuation</p> <p>Vacant</p> <p><input type="radio"/> Regular</p> <p><input type="radio"/> Usual residence elsewhere</p> <p>Group quarters</p> <p><input type="radio"/> First form</p> <p><input type="radio"/> Continuation</p> <p><i>For a vacant unit, also fill C, D, A, H2 to H8, and H10 to H12</i></p> <p>C. Vacancy status Year round—</p> <p><input type="radio"/> For rent</p> <p><input type="radio"/> For sale only</p> <p><input type="radio"/> Rented or sold, not occupied</p> <p><input type="radio"/> Held for occasional use</p> <p><input type="radio"/> Other vacant</p> <p><input type="radio"/> Seasonal</p> <p><input type="radio"/> Migratory</p> <p>■</p> <p>D. Months vacant</p> <p><input type="radio"/> Less than 1 month</p> <p><input type="radio"/> 1 up to 2 months</p> <p><input type="radio"/> 2 up to 6 months</p> <p><input type="radio"/> 6 up to 12 months</p> <p><input type="radio"/> 1 year up to 2 years</p> <p><input type="radio"/> 2 years or more</p> <p>C/O <input type="radio"/> <input type="radio"/></p>	a4. Block number	a5. Serial number	0 0 0 0 0	0 0 0 0 0	1 0 0 0 0	1 0 0 0 0	2 0 0 0 0	2 0 0 0 0	3 0 0 0 0	3 0 0 0 0	4 0 0 0 0	4 0 0 0 0	5 0 0 0 0	5 0 0 0 0	6 0 0 0 0	6 0 0 0 0	7 0 0 0 0	7 0 0 0 0	8 0 0 0 0	8 0 0 0 0	9 0 0 0 0	9 0 0 0 0
a4. Block number	a5. Serial number																							
0 0 0 0 0	0 0 0 0 0																							
1 0 0 0 0	1 0 0 0 0																							
2 0 0 0 0	2 0 0 0 0																							
3 0 0 0 0	3 0 0 0 0																							
4 0 0 0 0	4 0 0 0 0																							
5 0 0 0 0	5 0 0 0 0																							
6 0 0 0 0	6 0 0 0 0																							
7 0 0 0 0	7 0 0 0 0																							
8 0 0 0 0	8 0 0 0 0																							
9 0 0 0 0	9 0 0 0 0																							

FACSIMILE OF RESPONDENT
INSTRUCTIONS FOR THE 100-PERCENT
HOUSING QUESTIONS

- A. Mark only one circle. **This address** means the house or building number where your living quarters are located.
- H1. Mark **Yes** and enter telephone number, even if the telephone is in another apartment or building.
- H2. Mark the second circle only if you **must** go through someone else's living quarters to get to your own.
- H3. The kitchen sink, stove, and refrigerator do **not** have to be in the same room.
Also used by another household means that someone else who lives in the same building, but is not a member of your household, also uses the equipment. Mark this circle also if the occupants of living quarters now vacant would also use the equipment.
- H4. Count only whole rooms used for living purposes, such as living rooms, dining rooms, kitchens, bedrooms, finished recreation rooms, family rooms, etc. Do **not** count kitchenettes, strip or pullman kitchens; utility rooms; or unfinished attics, basements, or other space used for storage.
- H5. Mark **hot water** even if you have it only part of the time.
- H6, H7. See instructions for H3 for meaning of **Also used by another household**.
- H8. A house has a **basement** if there is enclosed space in which persons can walk upright under all or part of the building. A house on a **concrete slab** has no basement and no air or crawl space below it. A house built in **another way** is one directly on the ground or resting on a foundation or posts to provide crawl space.
- H9. **Owned or being bought** means that the living quarters are owned outright or are mortgaged. Also mark **Owned or being bought** if the living quarters are owned but the land is rented.
Mark **Rented for cash rent** if any money rent is paid. Rent may be paid by persons who are not members of your household.
Occupied without payment of cash rent includes, for example, a parsonage, a house or apartment provided free of rent by the owner, or a house or apartment occupied by a janitor or caretaker in exchange for services.
- H10. A **commercial establishment** is easily recognized from the outside; for example, a grocery store or barber shop. A **medical office** is a doctor's or dentist's office regularly visited by patients. If your house is on a place of 10 acres or more **and** also contains a commercial establishment or medical office, mark **Yes, 10 acres or more**.
- H11. Include the value of the house, the land it is on, and any other structures on the same property. If the house is owned but the land is rented, estimate the combined value of the house **and** the land.
- H12. Report the rent agreed to or contracted for, even if the furnishings, utilities, or services are included.
a. If you pay rent by the month, write in the amount of rent and fill one circle.
b. If rent is not paid by the month, answer both parts of b. For example, \$20 per week, \$1,500 per year, etc.
- H13. If exact costs are not known, estimate as closely as possible. Report amounts even if bills are unpaid or are paid by someone else. If the bills include utilities or fuel used also by another apartment or a business establishment, estimate the amounts for your own living quarters. If gas and electricity are billed together, enter the combined amount on the electricity line and bracket ({) the two utilities.

Table 1. Characteristics of Housing Units and Population, for Places of 2,500 Inhabitants or More: 1970

(Data exclude vacant seasonal and vacant migratory housing units. For minimum base for derived figures (percent, average, etc.) and meaning of symbols, see text)

Places	Percent of total population		Year-round housing units			Occupied housing units																
	Total population	In group quarters	Under 18 years	62 years and over	Units in--		Owner		Renter		1.01 or more persons per room		One-person households	With female head of family	With room-boards, etc., or lodgers							
					One unit structures	Structures of 10 or more units	Lacking some or all plumbing facilities	Average number of rooms	Average value (dollars)	Percent Negro	Lacking some or all plumbing facilities	Average number of rooms				Average tract rent (dollars)	Percent Negro	Total	With all plumbing facilities			
Bloomington	39992	4	5	30	15	9149	699	8048	118	5.6	19200	3	5794	505	3.8	102	4	724	688	3415	1098	408
Normal	26396	2	29	24	6	4233	408	4290	35	5.6	26100	1	1784	92	3.9	131	2	277	247	809	320	291

Table 2. Characteristics of Housing Units and Population, by Blocks: 1970

McLean County, Ill.

(Data exclude vacant seasonal and vacant migratory housing units. For minimum base for derived figures (percent, average, etc.) and meaning of symbols, see text)

Blocks Within Census Tracts	Percent of total population				Year-round housing units				Occupied housing units																
	Total population	Negro	In group quarters	Under 18 years	62 years and over	Total	Units in--		Owner				Renter				1.01 or more persons per room		With roomers, boarders, or lodgers						
							Lacking some or all plumbing facilities	Structures of 10 or more units	Total	Lacking some or all plumbing facilities	Average number of rooms	Average value (dollars)	Percent Negro	Total	Lacking some or all plumbing facilities	Average number of rooms	Average contract rent (dollars)	Percent Negro	Total	With all plumbing facilities	One-person households	With female head of family	With roomers, boarders, or lodgers		
1	6712	2	9	32	8	2070	43	1313	163	1316	9	5.5	23700	1	704	27	3.9	121	2	107	101	226	117	97	
101	61	-	-	43	8	16	-	16	-	16	-	6.0	29100	-	-	-	-	-	-	-	-	-	-	-	-
102	60	-	-	42	3	16	-	16	-	16	-	5.4	30600	-	-	-	-	-	-	-	-	-	-	-	-
103	55	-	-	38	4	16	-	16	-	16	-	5.4	29100	-	-	-	-	-	-	-	-	-	-	-	-
104	93	-	30	18	3	22	-	22	-	19	-	5.2	27400	-	-	-	-	-	-	-	-	-	-	-	-
105	91	-	-	50	7	23	-	21	-	22	-	6.0	28500	-	-	-	-	-	-	-	-	-	-	-	-
106	68	6	-	25	19	27	-	23	-	21	-	4.9	25700	5	5	-	3.6	89	-	-	-	-	-	-	-
107	65	-	-	29	15	21	-	21	-	20	-	4.7	18700	-	-	-	-	-	-	-	-	-	-	-	-
108	17	-	-	12	41	6	-	5	-	5	-	5.6	19500	-	-	-	-	-	-	-	-	-	-	-	-
109	29	-	-	31	14	12	1	7	-	6	6	5.3	13800	-	5	1	3.8	89	-	-	-	-	-	-	-
110	24	-	-	29	-	8	-	6	-	3	-	-	-	-	4	-	-	-	-	-	-	-	-	-	-
111	26	-	-	39	-	6	-	6	-	2	-	-	-	-	4	-	-	-	-	-	-	-	-	-	-
112	10	-	-	20	20	4	-	-	-	-	-	-	-	-	-	-	-	-	-	-	-	-	-	-	-
113	30	-	-	30	10	8	1	7	-	8	1	5.0	13500	-	-	-	-	-	-	-	-	-	-	-	-
114	20	-	-	25	25	8	-	8	-	8	-	4.6	13400	-	-	-	-	-	-	-	-	-	-	-	-
115	25	-	-	32	4	9	-	7	-	6	-	5.8	14300	-	3	-	-	-	-	-	-	-	-	-	-
116	22	-	-	32	14	7	-	5	-	5	-	5.0	11800	-	2	-	-	-	-	-	-	-	-	-	-
117	21	-	-	19	33	9	-	9	-	6	-	5.0	16700	-	2	-	-	-	-	-	-	-	-	-	-
118	32	-	-	47	3	9	-	7	-	7	-	5.7	20700	-	2	-	-	-	-	-	-	-	-	-	-
120	31	-	-	36	10	10	-	10	-	10	-	4.8	16600	-	-	-	-	-	-	-	-	-	-	-	-
121	46	-	-	48	2	13	-	7	-	6	-	5.5	14600	-	7	-	3.7	164	-	-	-	-	-	-	-
122	20	-	-	25	15	8	-	8	-	6	-	5.0	11300	-	2	-	-	-	-	-	-	-	-	-	-
124	10	-	-	-	80	6	-	6	-	5	-	5.2	11300	-	1	-	-	-	-	-	-	-	-	-	-
125	30	-	-	23	10	10	-	6	-	5	-	6.4	15500	-	5	-	3.2	121	-	-	-	-	-	-	-
126	22	50	-	27	23	9	1	9	-	7	-	6.0	15000	29	-	-	-	-	-	-	-	-	-	-	-
127	26	-	-	42	8	7	-	7	-	6	-	5.3	15400	-	1	-	-	-	-	-	-	-	-	-	-
128	47	-	-	11	2	18	-	4	-	5	-	5.0	-	-	13	-	3.6	144	-	-	-	-	-	-	
129	22	5	-	9	23	10	-	2	-	2	-	-	-	-	7	-	4.0	164	14	-	-	-	-	-	
130	20	10	-	40	20	8	1	8	-	6	1	5.2	9100	33	2	-	-	-	-	-	-	-	-	-	-
131	29	3	-	38	7	9	-	8	-	6	-	5.0	11600	17	3	-	-	-	-	-	-	-	-	-	-
132	34	-	-	24	9	9	1	5	-	3	-	-	-	-	6	1	4.0	181	-	4	4	-	1	4	
133	25	-	-	28	20	10	3	6	-	6	2	5.2	-	-	4	-	-	-	-	-	-	-	-	-	
134	48	-	-	6	4	26	-	1	15	1	-	-	-	-	25	-	3.5	152	-	-	-	-	-	-	
135	21	-	-	14	33	10	-	10	-	7	-	4.7	7600	-	2	-	-	-	-	-	-	-	-	-	-
136#	18	-	-	17	28	8	-	2	-	3	-	-	-	-	5	-	3.0	85	-	-	-	-	-	-	
201	11	-	-	46	-	4	-	-	-	-	-	-	-	-	9	-	2.8	122	-	2	2	-	-	2	
205	22	-	-	9	-	10	-	1	1	-	-	-	-	-	-	-	-	-	-	-	-	-	-	-	
206	2	-	-	-	-	1	-	-	-	-	-	-	-	-	-	-	-	-	-	-	-	-	-	-	
207	38	-	-	18	13	13	-	3	-	3	-	-	-	-	10	-	4.2	92	-	1	1	-	1	2	
208	18	-	-	6	6	9	-	2	-	-	-	-	-	-	9	-	3.2	84	-	-	-	-	-	3	
209	13	-	-	39	-	11	3	1	-	-	-	-	-	-	10	2	2.8	76	-	-	-	7	-	-	
210	21	10	-	5	29	3	-	2	-	1	-	-	-	-	12	-	3.8	91	8	-	-	6	3	-	
211	2	-	-	-	-	3	-	-	-	-	-	-	-	-	-	-	-	-	-	-	-	-	-	-	
212	58	-	-	36	10	19	-	12	-	9	-	5.7	18000	-	9	-	4.9	117	-	1	1	2	2	3	
213	63	-	-	16	11	16	-	5	-	5	-	6.2	18500	-	11	-	3.8	129	-	1	1	1	3	5	
214	97	6	49	8	4	20	3	10	-	6	1	5.2	-	-	13	2	4.1	103	15	-	-	4	6		
215	51	2	14	20	12	15	-	8	-	11	-	5.5	18900	-	4	-	-	-	-	-	-	-	1	2	
216#	29	-	-	17	21	12	-	6	-	4	-	7.2	16900	-	5	-	3.8	130	-	1	1	2	2	4	
217	70	16	-	13	11	30	1	11	-	13	-	5.0	20500	-	22	-	3.9	150	5	1	1	3	1	4	
218	80	-	-	14	46	5	-	13	-	13	-	5.0	20500	-	6	-	4.0	103	-	4	4	-	2	1	
219	27	7	85	44	4	2	-	-	-	-	-	-	-	-	5	-	3.6	88	-	1	1	5	-	2	
220	39	-	-	23	10	15	-	11	-	10	-	5.9	17800	-	5	-	3.6	88	-	1	1	5	-	2	
221	38	3	-	32	13	14	1	14	-	10	-	5.3	15800	10	4	-	-	-	-	-	1	1	4	1	
222	49	-	-	31	4	17	-	17	-	13	-	6.3	20500	-	4	-	-	-	-	-	-	-	2	1	
223	37	-	-	24	14	13	-	11	-	10	-	6.1	15800	-	3	-	-	-	-	-	-	-	2	2	
224	38	-	16	37	5	7	-	7	-	7	-	7.1	25500	-	-	-	-	-	-	-	-	-	-	-	
225	135	-	-	5	1	33	-	30	-	24	-	5.3	17200	-	9	-	5.2	159	-	2	2	-	2	1	
226	102	-	-	38	2	28	-	28	-	23	-	5.0	14500	-	5	-	5.0	138	-	1	1	-	1	-	
227	89	-	-	38	5	24	-	20	-	22	-	6.2	30100	-	2	-	-	-	-	-	-	-	1	2	
228	336	1	7	12	5	93	4	38	47	26	1	5.8	22900	-	67	3	3.6	207	2	18	17	9	5	18	
229	78	-	19	14	22	26	2	20	1	15	-	5.0	20500	-	11	2	3.6	81	-	5	4	5	-	3	
301	280	-	23	20	10	78	7	44	-	41	-	6.3	25000	-	37	7	3.2	98	-	9	6	15	5	3	
302	119	-	18	20	19	35	-	25	-	20	-	5.3	24200	-	15	-	4.0	135	-	1	1	7	-	3	
303	165	-	39	13	8	38	3	30	1	23	-	5.6	26500	-	12	2	4.8	162	-	2					

Table 2. Characteristics of Housing Units and Population, by Blocks: 1970—Con.

[Data exclude vacant seasonal and vacant migratory housing units. For minimum base for derived figures (percent, average, etc.) and meaning of symbols, see text]

Blocks Within Census Tracts	Percent of total population				Year-round housing units				Occupied housing units															
	Total population	Negro	In group quarters	Under 18 years and over	Total	Lacking some or all plumbing facilities	Units in—		Owner			Renter			1.01 or more persons per room		With all plumbing facilities	One-person households	With female head of family	With roomers, boarders, or lodgers				
							One-unit structures	Structures of 10 or more units	Total	Lacking some or all plumbing facilities	Average number of rooms	Average value (dollars)	Percent Negro	Total	Lacking some or all plumbing facilities	Average number of rooms					Average contract rent (dollars)	Percent Negro	Total	With all plumbing facilities
901	100	—	—	24	15	36	—	25	—	28	—	4.8	31400	—	8	—	6.6	155	—	1	1	10	4	1
902	483	4	—	23	—	191	—	10	98	—	—	—	—	—	190	—	3.3	82	4	8	8	—	9	—
905	4	—	—	—	—	1	—	—	—	—	—	—	—	—	—	—	—	—	—	—	—	—	—	—
906	18	—	—	33	11	5	—	4	—	3	—	—	—	—	2	—	—	—	—	—	—	—	—	—
910	163	—	—	22	3	66	—	2	—	65	—	4.4	—	—	1	—	—	—	—	—	—	—	—	—
911	2	—	—	—	—	1	—	—	—	—	—	—	—	—	—	—	—	—	—	—	—	—	—	—
912	29	—	—	52	28	10	—	7	—	7	—	5.7	36000	—	—	—	—	—	—	—	—	—	—	—
913	53	—	—	13	28	15	—	10	—	10	—	5.7	19500	—	3	—	—	—	—	—	—	—	—	—
914	29	—	—	45	10	7	—	7	—	7	—	6.1	21000	—	—	—	—	—	—	—	—	—	—	—
915	7	—	—	14	—	2	—	—	—	—	—	—	—	—	—	—	—	—	—	—	—	—	—	—
916	48	—	—	52	2	14	1	14	—	9	—	6.9	32200	—	2	—	—	—	—	—	—	—	—	—
917	114	—	—	40	5	32	—	30	—	31	—	5.7	28300	—	1	—	—	—	—	—	—	—	—	—
918	280	8	91	93	6	6	—	4	—	6	—	6.0	—	—	6	—	6.0	—	—	—	—	—	—	—
919	250	1	—	21	11	110	1	5	—	105	1	3.9	—	—	5	—	4.2	—	—	—	2	2	23	9
925	7	—	—	43	—	2	—	—	—	—	—	—	—	—	—	—	—	—	—	—	—	—	—	—
926	16	—	—	50	—	—	—	—	—	—	—	—	—	—	3	—	—	—	—	—	—	—	—	—
928	13	—	—	62	8	3	—	—	—	—	—	—	—	—	—	—	—	—	—	—	—	—	—	—
929	21	—	—	24	19	8	—	7	—	3	—	—	—	—	4	—	—	—	—	—	—	—	—	—
933	2	—	—	—	—	1	—	—	—	—	—	—	—	—	—	—	—	—	—	—	—	—	—	—
934	20	—	—	20	20	7	1	5	—	5	—	6.0	—	—	2	—	—	—	—	—	—	—	—	—
2	5305	3	89	2	1	277	43	65	77	56	1	6.0	24500	—	211	41	3.2	112	1	24	6	99	11	13
101	73	—	—	11	18	6	—	37	14	12	—	5.4	15900	—	21	12	2.2	66	—	2	—	19	—	1
102	72	—	—	31	11	1	—	23	5	6	—	6.3	24400	—	14	5	2.6	78	—	5	—	6	—	—
103	83	—	—	19	13	7	—	3	9	15	5	—	5.8	—	26	3	3.8	135	—	3	1	9	3	—
104	28	—	—	46	11	7	—	7	—	4	—	—	—	—	3	—	—	—	—	—	—	2	—	—
107	75	—	—	16	7	36	11	6	11	4	—	—	—	—	31	11	3.1	96	—	4	—	13	—	2
108	4	—	—	—	—	2	—	—	—	—	—	—	—	—	—	—	—	—	—	—	—	—	—	—
109	26	—	—	23	19	10	—	3	—	3	—	—	—	—	7	—	3.6	102	—	1	1	1	—	1
110	85	2	—	9	14	13	—	33	4	11	—	6.3	20300	—	22	4	3.2	96	—	5	2	9	4	4
113	72	—	—	68	1	11	3	2	—	2	—	—	—	—	9	3	2.4	117	—	2	—	2	—	2
114	14	—	—	21	14	9	—	1	—	1	—	—	—	—	8	—	2.6	104	—	—	—	7	—	—
117	2	—	—	—	—	1	—	—	—	—	—	—	—	—	—	—	—	—	—	—	—	—	—	—
118	4679	4	—	99	—	27	—	—	17	—	—	—	—	—	27	—	3.3	—	—	4	2	2	12	1
122	4	—	—	—	—	1	—	—	—	—	—	—	—	—	—	—	—	—	—	—	—	—	—	—
123	88	—	—	10	17	46	—	7	34	5	—	6.4	38800	—	40	2	3.7	158	—	—	—	18	2	3
3	4746	1	6	32	8	1449	28	1095	79	1040	19	5.5	24700	1	372	5	4.1	139	2	59	58	169	68	78
101	58	9	—	7	16	37	4	7	10	15	3	3.7	30000	13	22	1	2.7	110	5	1	—	19	1	1
102	65	—	—	40	2	18	—	16	—	15	—	5.7	21300	—	3	—	—	—	—	—	—	—	2	1
103	170	1	—	21	26	3	—	30	—	29	—	5.4	22600	—	14	1	4.5	109	7	2	2	4	2	5
104	130	1	—	5	25	13	—	42	—	26	—	5.2	19500	—	16	—	4.1	112	—	1	1	7	2	8
105	67	6	43	6	10	23	—	7	14	4	—	—	—	—	19	—	2.4	129	5	2	2	14	—	1
106	21	—	—	33	—	7	—	7	—	2	—	—	—	—	5	—	5.2	—	—	1	1	1	—	—
107#	148	6	—	32	9	41	—	39	—	33	—	5.6	21900	—	8	—	4.8	114	—	4	4	4	1	2
108#	109	3	—	30	28	12	—	31	—	22	—	5.0	18300	—	18	—	2.6	73	—	3	3	4	1	6
109	64	—	—	8	16	30	—	18	—	11	—	5.3	21700	—	7	—	3.5	125	—	1	1	5	—	4
110	28	—	—	21	11	12	—	8	—	8	—	4.6	22500	—	4	—	—	—	—	—	—	2	1	1
111	209	3	—	12	5	89	—	27	51	15	—	5.5	19200	—	70	—	3.4	153	3	1	1	19	3	16
113	4	—	—	—	—	3	—	—	—	—	—	—	—	—	—	—	—	—	—	—	—	—	—	—
114	21	—	—	43	—	5	—	5	—	3	—	—	—	—	2	—	—	—	—	—	—	—	—	—
115	30	—	—	40	7	9	—	6	—	7	—	5.3	16800	—	2	—	—	—	—	—	—	—	—	—
116	41	—	—	37	10	14	—	10	—	9	—	5.1	18800	—	5	—	4.8	167	—	—	—	2	1	1
117	31	—	—	32	3	9	—	8	—	8	—	4.9	16100	—	1	—	—	—	—	—	—	—	—	—
118	36	—	—	25	3	16	—	6	2	4	—	—	—	—	11	—	3.7	149	—	—	—	2	1	1
119#	122	—	—	35	13	44	1	35	—	28	—	5.3	22600	—	14	—	4.4	143	—	3	3	7	3	2
120	50	10	—	16	16	15	—	11	—	12	1	5.6	14600	8	3	—	—	—	—	—	—	3	—	—
121	43	—	—	23	7	16	—	16	—	10	—	5.4	18300	—	5	—	5.0	167	—	—	—	1	1	1
122	48	—	—	40	10	14	—	14	—	13	—	5.5	22800	—	1	—	—	—	—	—	—	1	—	—
123	225	—	—	3	42	3	—	53	—	49	—	5.6	23200	—	4	—	—	—	—	—	—	5	3	2
124	69	—	—	38	6	20	—	19	—	19	—	5.7	28400	—	1	—	—	—	—	—	—	—	—	—
125	76	—	—	36	4	19	—	18	—	19	—	5.8	27400	—	—	—	—	—	—	—	—	1	1	2
126	78	—	—	41	—	19	—	19	—	15	—	6.1	25900	—	4	—	—	—	—	—	—	—	—	—
201	51	—	—	37	6	16	—	16	—	16	—	5.3	23000	—	—	—	—	—	—	—	—	—	—	—
202	53	—	—	42	8	15	—	15	—	13	—	5.5	28100	—	1	—	—	—	—	—	—	—	—	—
203#	60	—	—	48	—	16	—	16	—	11	—	5.6	17700	—	5	—	5.8	151	—	1	1	1	—	1
204	299	—	—	44	4	88	—	75	—	71	—	5.5	25000	—	14	—	4.6	148	—	2	2	5	11	2
205	49	—	—	47	—	12	—	12	—	12	—	5.8	29400	—	—	—	—	—	—	—	—	—	—	—
206	84	—	—	46	6	23	—	22	—	19	—	5.7	27300	—	4	—	—	—	—	—	—	1	—	1
207	49	—	—	27	10	20	—	18	—	16	—	4.8	14000	—	4	—	—	—	—	—	—	4	1	1
208	58	5	—	29	17	19	1	19	—	15	1	4.9	14800	—	3	—	—	—	—	—	—	3	—	—
209	90	4	—	42	6	22	1	22	—	21	1	5.9	28500	5	1	—	—	—	—	—	—	2	1	1
210	114	—	—	41	6	32	1	29	—															

Table 2. Characteristics of Housing Units and Population, by Blocks: 1970—Con.

McLean County, Ill.

[Data exclude vacant seasonal and vacant migratory housing units. For minimum base for derived figures (percent, average, etc.) and meaning of symbols, see text]

Blocks Within Census Tracts	Percent of total population				Year-round housing units				Occupied housing units											
	Total population	Negro	In group quarters	Under 18 years and over	Total	Lacking some or all plumbing facilities	Units in—		Owner			Renter			1.01 or more persons per room		With roomers, boarders, or lodgers			
							One-unit structures	Structures of 10 or more units	Total	Lacking some or all plumbing facilities	Average number of rooms	Average value (dollars)	Percent Negro	Total	Lacking some or all plumbing facilities	Average number of rooms		Average contract rent (dollars)	Percent Negro	Total
214	33	-	-	18	15	12	-	12	-	6.1	33800	-	-	-	-	-	-	1	1	-
215	10	-	-	30	20	3	-	-	-	-	-	-	-	-	-	-	-	-	-	-
216	50	-	-	32	6	15	-	15	-	5.7	27300	-	-	-	-	-	-	-	-	-
217	19	-	-	32	-	7	-	6	-	6.3	30600	-	-	-	-	-	-	1	2	1
218	247	-	3	35	7	71	1	68	-	6.3	42100	-	5	1	4.4	-	-	-	-	-
219	92	-	-	47	8	23	-	23	-	6.3	35000	-	2	-	-	-	-	1	2	-
220	75	-	-	37	3	22	-	22	-	5.6	29300	-	2	-	-	-	-	1	1	1
221	100	-	-	40	4	29	-	23	-	5.6	27600	-	6	-	5.0	159	-	3	3	2
222	125	-	-	49	2	32	-	32	-	5.7	26400	-	4	-	-	-	-	-	-	1
223	139	-	-	45	3	34	-	33	-	5.5	25500	-	1	-	-	-	-	-	-	1
224	147	-	-	47	3	36	-	36	-	6.2	27800	-	2	-	-	-	-	2	1	1
225	83	-	-	43	4	22	-	19	-	6.5	30800	-	2	-	-	-	-	1	1	1
226	193	3	-	42	1	22	-	33	-	5.8	27900	4	28	-	4.1	140	4	3	3	2
226	292	-	-	48	2	72	-	72	-	5.9	29400	-	4	-	-	-	-	2	2	1
901	842	-	2	44	1	219	-	200	-	6.5	36500	-	13	-	4.8	235	8	6	6	6
902	3	-	-	-	-	1	-	-	-	-	-	-	3	-	-	-	-	-	-	-
903	25	-	-	44	12	7	-	7	-	-	-	-	3	-	-	-	-	-	-	-
904	114	-	-	41	4	28	1	25	-	6.1	28400	-	4	-	-	-	-	1	1	2
905	2	-	-	-	-	1	-	-	-	-	-	-	-	-	-	-	-	-	-	-
907	177	-	-	44	3	68	-	53	-	5.7	25400	-	9	-	4.8	136	-	5	5	2
908	23	-	-	52	-	5	-	4	-	-	-	-	3	-	-	-	-	-	-	1
11	2671	-	-	42	2	780	-	603	38	5.7	24500	-	206	-	4.4	162	-	37	37	31
101	86	-	-	51	-	22	-	22	-	5.5	25400	-	-	-	-	-	-	-	-	-
102	50	-	-	46	2	13	-	13	-	5.5	19300	-	2	-	-	-	-	1	1	1
103	103	-	-	52	-	24	-	24	-	5.7	19800	-	2	-	-	-	-	2	2	2
104	72	-	-	49	-	18	-	18	-	5.2	19000	-	1	-	-	-	-	1	1	-
105	110	6	-	46	1	30	-	30	-	5.5	21000	4	2	-	-	-	-	2	2	1
106	4	-	-	-	-	2	-	-	-	-	-	-	-	-	-	-	-	-	-	-
108	72	-	-	47	-	20	-	16	3	5.2	19900	-	7	-	4.4	167	-	-	-	2
109	238	1	-	25	3	101	-	23	10	5.5	18200	-	70	-	3.6	144	-	1	1	8
110	222	-	-	49	1	55	-	54	-	5.4	19100	-	10	-	5.7	164	-	7	7	1
111	83	-	-	46	2	21	-	21	-	5.3	19600	-	1	-	-	-	-	4	4	1
112	383	-	-	32	2	126	-	63	14	5.7	23400	-	66	-	4.3	180	-	1	1	5
113	103	-	-	43	3	28	-	28	-	5.4	26400	-	1	-	-	-	-	1	1	-
901	537	-	-	44	2	149	-	124	11	5.7	23800	-	29	-	4.6	169	-	8	8	1
902	370	-	-	44	4	101	-	97	-	6.1	31800	-	4	-	-	-	-	4	4	2
903	112	-	-	47	2	31	-	30	-	5.3	19500	-	1	-	-	-	-	3	3	4
904	50	-	-	28	12	17	-	17	-	6.4	40900	-	1	-	-	-	-	1	1	2
908	37	-	-	41	8	11	-	10	-	6.3	43500	-	4	-	-	-	-	1	1	3
909	27	-	-	33	19	9	-	9	-	6.0	-	-	3	-	-	-	-	-	-	-
911	9	-	-	56	-	1	-	-	-	-	-	-	-	-	-	-	-	-	-	-
912	3	-	-	-	-	1	-	-	-	-	-	-	-	-	-	-	-	-	-	-
12	4024	3	-	33	8	1424	7	986	193	5.8	27500	3	457	3	4.0	153	3	52	52	183
102	89	-	-	36	3	29	-	29	-	6.7	46500	-	-	-	-	-	-	1	1	-
103	101	-	-	43	3	27	-	27	-	6.1	33900	-	-	-	-	-	-	1	1	-
104	126	-	-	50	3	32	-	32	-	5.6	27700	-	-	-	-	-	-	5	5	2
105	246	2	-	42	6	71	-	59	-	6.0	29500	2	12	-	4.7	188	-	2	2	2
106	96	-	-	37	3	26	-	25	-	5.6	25200	-	2	-	-	-	-	2	2	-
107	71	-	-	27	1	24	-	24	-	6.1	30700	-	1	-	-	-	-	-	-	1
108	57	-	-	33	12	17	-	17	-	6.1	41900	-	1	-	-	-	-	-	-	-
109	61	-	-	23	15	23	-	14	-	5.7	32300	-	9	-	3.7	163	-	-	-	3
110	399	2	-	19	5	224	1	10	116	5.9	44400	-	170	1	3.6	157	2	6	6	41
111	102	-	-	26	24	43	-	27	12	5.9	35800	-	15	-	4.0	264	-	-	-	10
112	87	-	-	30	10	30	-	24	-	5.5	29200	-	5	-	4.8	167	-	1	1	2
113	73	-	-	34	4	23	-	19	-	5.4	25400	-	3	-	-	-	-	1	1	-
114	96	-	-	7	17	54	1	-	14	-	-	-	52	1	3.6	163	-	1	1	23
115	60	-	-	37	7	18	-	18	-	5.5	25900	-	1	-	-	-	-	-	-	1
116	47	-	-	23	19	19	-	19	-	5.6	29300	-	2	-	-	-	-	-	-	4
117	149	-	-	41	3	41	-	41	-	7.9	54000	-	-	-	-	-	-	-	-	2
118	67	-	-	49	5	17	-	17	-	8.3	54900	-	-	-	-	-	-	-	-	1
119	62	-	-	34	8	17	-	17	-	7.5	46900	-	-	-	-	-	-	-	-	1
120	338	-	-	26	8	136	-	53	51	6.9	42500	-	75	-	4.1	172	-	1	1	26
121	43	-	-	23	7	15	-	15	-	6.4	42400	-	-	-	-	-	-	-	-	1
122	54	-	-	33	4	17	-	17	-	6.1	29100	-	2	-	-	-	-	-	-	-
123	38	-	-	26	26	13	-	12	-	5.3	27200	-	1	-	-	-	-	-	-	2
124	70	-	-	30	9	27	-	27	-	5.3	24500	-	3	-	-	-	-	-	-	3
125	77	-	-	39	3	26	-	26	-	5.3	23600	-	4	-	-	-	-	-	-	3
126	44	-	-	39	7	15	-	15	-	4.9	13300	-	-	-	-	-	-	-	-	2
201	44	-	-	27	14	18	1	18	-	5.0	15300	-	3	-	-	-	-	-	-	5
202	76	-	-	32	7	26	-	19	-	4.8	15800	-	9	-	4.2	124	-	-	-	1
203	63	3	-	30	5	21	1	20	-	5.2	12600	-	1	-	-	-	-	1	1	-
204	103	3	-	34	5	30	-	29	-	5.1	14700	4	4	-	-	-	-	1	1	5
205	106	-	-	43	5	30	-	30	-	5.1	14900	-	8	-	4.9	92	-	4	4	2
206	203	-	4	33	10	61	-	48	-	5.2	19600	-	13	-	5.1	123	-	3	3	4
207	103	-	-	41	2	30	-	30	-	4.9	15500	-	5	-	4.4	125	-	-	-	1
208	50	-	-	26	12	20	-	20	-	5.0	12900	-	4	-	-	-	-	-	-	3
209	84	7	-	35	12	30	1	30	-	4.4	13300	7	3	-	-	-	-	2	2	5
210	92	-	-	39	8	31	-	27	-	4.8	15300	-	9	-	4.0	113	-	2	2	3
211	6	17	-	-	33	4	-	-	-	-	-	-	-	-	-	-	-	-	-	-
212	58	43	-	35	16	18	-	18	-	5.8	9400	41	1	-	-	-	-	2	2	3
213	67	42	-	37	12	24	-	15	-	5.7	11300	23	10	-	3.3	89	70	4	4	6
214	57	25	-	33	11	18	1	16	-	5.5	13100	18	7	-	4.3	88	14	2	2	1
215	70	16	-	49	4	19	-	16	-	4.9	10600	21	5	-	3.4	88	-	5	5	3
216	19	21	-	47	21	5	-	5	-	-	-	-	2	-	-	-	-	1	1	2
217	14	-	-	36	-	6	-	4	-	-	-	-	4	-	-	-	-	1	1	-
218	59	-	-	34	22	20	1	15	-	5.4	14000	-	5	-	4.2	81	-	2	2	2
219	63	3	-	33	11	19	-	15	-	5.7	12400	8	6	-	5.0	92	-	2	2	2
220	34	-	-	29	15	10	-	10	-	6.0	33300	-	-	-						

Table 2. Characteristics of Housing Units and Population, by Blocks: 1970—Con.

McLean County, Ill.

[Data exclude vacant seasonal and vacant migratory housing units. For minimum base for derived figures (percent, average, etc.) and meaning of symbols, see text]

Blocks Within Census Tracts	Percent of total population				Year-round housing units				Occupied housing units															
	Total population	Negro	In group quarters	Under 18 years and over	Total	Lacking some or all plumbing facilities	Units in—		Owner				Renter				1.01 or more persons per room		With roomers, boarders, or lodgers					
							One-unit structures	Structures of 10 or more units	Total	Lacking some or all plumbing facilities	Average number of rooms	Average value (dollars)	Percent Negro	Total	Lacking some or all plumbing facilities	Average number of rooms	Average contract (dollars)	Percent Negro	Total	With all plumbing facilities	One-person households	With female head of family	With roomers, boarders, or lodgers	
																								Owner
13	7041	2	22	23	15	2213	117	1141	70	1071	19	5.9	16500	1	1042	84	3.7	101	1	89	82	635	137	87
101	126	—	—	20	14	51	—	31	—	32	—	5.6	30300	—	19	—	3.8	111	—	1	1	9	—	1
102	72	—	—	25	29	30	—	24	—	21	—	5.7	24600	—	8	—	3.9	121	—	—	—	7	—	2
103	66	—	52	20	—	9	—	5	—	4	—	—	—	—	5	—	4.6	71	—	—	—	—	—	—
104	61	—	—	31	16	27	2	14	—	13	—	5.9	11800	—	14	2	3.4	116	—	2	2	12	2	2
105	56	—	—	38	9	20	—	13	—	7	—	5.3	12000	—	11	—	4.4	95	—	2	2	4	—	—
106	50	4	—	22	16	24	—	10	—	5	—	5.0	—	—	15	—	3.5	119	13	—	—	5	7	2
107	56	2	—	17	21	24	3	17	—	16	1	5.8	14500	—	6	1	3.8	87	—	—	—	5	—	—
108	37	—	—	14	16	19	—	7	—	8	—	6.0	14800	—	10	—	4.1	128	—	—	—	5	—	2
109	143	—	34	22	16	34	—	29	—	26	—	6.6	19400	—	6	—	4.3	148	—	—	—	6	—	3
110	294	8	100	1	—	—	—	—	—	—	—	—	—	—	—	—	—	—	—	—	—	—	—	—
111	263	3	97	1	—	3	—	—	—	—	—	—	—	—	—	—	—	—	—	—	—	—	—	—
112	118	3	82	4	3	11	—	9	—	4	—	—	—	—	5	—	—	43	—	—	—	3	2	—
113	57	—	—	21	18	24	—	20	—	17	—	5.1	13700	—	6	—	4.7	96	—	—	—	6	2	2
114	124	—	33	23	13	28	—	22	—	23	—	5.9	17700	—	3	—	—	—	—	1	1	2	2	—
115	133	8	5	31	19	44	2	27	—	25	—	6.0	18400	—	19	2	4.3	111	5	1	1	6	4	4
116	125	—	—	41	10	33	—	29	—	26	—	7.0	28600	—	7	—	4.4	105	—	2	2	5	2	1
117	142	—	—	47	10	38	—	27	—	30	—	7.2	26700	—	6	—	4.7	100	—	2	2	3	1	1
118	137	—	—	38	4	42	—	22	1	24	—	7.0	26800	—	16	—	3.3	128	—	1	1	8	2	2
119	121	30	—	37	10	16	—	5	—	6	—	5.8	17500	—	8	—	3.4	94	—	1	1	8	1	—
120	143	—	65	16	69	17	—	7	2	8	—	5.6	—	—	9	—	4.8	130	—	—	—	7	—	—
121	104	—	—	40	7	30	3	19	—	21	1	7.0	25500	—	8	2	3.1	108	—	2	2	5	3	1
122	103	—	—	37	7	33	6	22	—	20	—	7.2	21500	—	10	5	3.7	96	—	2	1	5	1	—
123	134	—	—	28	9	55	4	13	—	14	1	5.7	18800	—	39	3	3.4	105	—	3	2	16	2	1
124	34	—	—	50	—	8	—	6	—	1	—	—	—	—	7	—	—	71	—	2	2	—	—	—
125	27	—	—	22	19	12	—	10	—	10	—	5.9	15600	—	2	—	5.7	101	—	—	—	4	—	—
126	61	—	—	36	13	23	3	12	—	14	1	5.5	12000	—	7	—	4.9	91	—	1	1	5	—	1
127	45	—	—	16	36	24	—	10	—	9	—	6.3	12800	—	12	—	3.8	82	—	—	—	8	—	—
128	79	—	—	20	17	44	10	7	—	10	—	5.7	19600	—	32	10	2.7	79	—	1	—	23	3	1
129	57	—	—	11	25	35	1	10	—	10	—	6.9	19000	—	24	1	3.1	87	—	—	—	20	—	5
130	97	—	7	33	11	37	3	7	—	10	—	7.2	16900	—	19	—	3.5	127	—	3	3	5	3	2
131	60	—	—	17	15	24	—	12	—	10	—	5.8	16600	—	13	—	3.7	102	—	1	1	5	3	4
132	18	—	—	11	28	7	1	7	—	6	1	5.5	10400	—	1	—	—	—	—	—	—	3	—	—
133	19	—	—	68	—	4	—	—	—	—	—	—	—	—	—	—	—	—	—	—	—	—	—	—
134	29	—	100	—	—	—	—	—	—	—	—	—	—	—	—	—	—	—	—	—	—	—	—	—
135	62	—	24	19	29	23	—	7	—	9	—	5.2	—	—	12	—	3.4	85	—	—	—	8	1	—
136	430	3	100	1	1	—	—	—	—	—	—	—	—	—	—	—	—	—	—	—	—	—	—	—
137	27	—	—	19	22	10	—	3	—	3	—	—	—	—	7	—	4.0	95	—	—	—	—	1	—
138	201	—	—	20	15	41	—	9	—	9	—	7.2	16500	—	27	—	3.3	98	—	—	—	19	2	1
139	202	139	—	9	30	86	2	6	49	12	—	5.8	19500	—	72	2	2.9	124	—	2	2	49	4	3
203	36	—	—	17	28	21	5	5	—	6	2	5.3	—	—	13	3	4.0	86	—	—	—	10	1	2
204	49	—	—	18	20	23	2	9	—	10	1	5.2	12500	—	12	1	4.3	103	—	—	—	4	4	1
205	61	—	—	30	10	27	4	11	—	11	1	5.5	13500	—	14	3	3.3	94	—	2	2	6	4	—
206	34	—	—	32	6	10	—	5	—	6	—	5.2	9800	—	4	—	—	—	—	3	3	2	—	—
207	49	4	—	33	16	23	4	15	—	13	—	5.2	12600	—	6	3	2.3	68	17	—	—	6	—	—
208	94	1	—	34	15	30	—	28	—	22	—	5.2	11000	—	8	—	4.5	83	13	1	1	5	2	1
209	72	13	—	35	17	24	1	24	—	17	—	5.2	9300	6	6	1	4.8	67	17	1	1	2	6	—
210	79	9	—	39	8	24	1	21	—	10	—	5.8	11900	—	13	—	5.7	78	15	1	1	2	2	2
211	63	10	—	41	14	23	4	18	—	12	—	5.1	8700	8	7	1	4.7	80	—	1	1	4	—	—
212	58	—	—	38	16	15	1	13	—	12	—	6.9	14000	—	2	—	—	—	—	1	—	1	3	—
213	60	—	—	25	20	25	—	10	—	11	—	5.6	11600	—	14	—	3.7	83	—	1	1	9	—	3
214	78	1	—	33	13	29	4	4	—	10	2	5.7	—	10	19	2	3.5	92	—	2	2	9	4	1
215	26	4	—	35	19	11	1	7	—	6	1	5.2	—	—	5	—	4.8	87	20	—	—	6	2	1
216	62	—	79	2	13	8	—	4	—	4	—	—	—	—	4	—	—	—	—	—	—	4	—	—
217	40	—	98	—	8	—	—	—	—	—	—	—	—	—	—	—	—	—	—	—	—	—	—	—
218	10	—	50	—	30	4	—	—	—	—	—	—	—	—	—	—	—	—	—	—	—	—	—	—
219	73	—	—	27	7	28	—	7	—	9	—	6.3	23300	—	19	—	3.8	114	—	2	2	8	2	2
220	123	—	—	42	11	40	—	22	—	22	—	6.7	21500	—	13	—	3.9	97	—	—	—	7	—	3
221	74	—	—	14	14	38	—	3	12	7	—	6.4	—	—	29	—	3.9	137	—	—	—	9	1	—
222	37	16	—	22	3	16	2	4	—	5	—	6.8	—	—	11	2	3.0	110	18	1	1	4	—	3
223	74	—	—	19	11	32	—	10	—	12	—	6.7	15500	—	19	—	3.5	97	—	—	—	11	—	2
224	96	—	—	20	20	51	—	11	—	18	—	5.8	18200	—	28	—	3.5	99	—	1	1	21	2	1
225	55	4	—	20	24	27	6	4	—	4	—	—	—	—	21	6	3.0	98	5	—	—	9	1	—
226	151	2	41	6	11	51	8	4	3	9	—	4.6	—	—	41	6	3.1	108	—	2	1	20	2	7
227	14	—	—	7	21	10	—	3	—	9	—	—	—	—	9	—	3.7	121	—	—	—	5	—	—
228	14	—	—	57	8	—	—	1	—	2	—	—	—	—	6	1	1.8	59	—	—	—	6	—	1
229	24	—	88	—	25	1	—	—	—	—	—	—	—	—	—	—	—	—	—	—	—	—	—	—
230	14	—	—	36	29	8	2	1	—	1	—	—	—	—	6	2	2.8	75	—	—	—	5	—	—
231	32	—	—	26	15	16	1	10	—	9	—	6.2	12800	—	7	1	5.4	92						

Table 2. Characteristics of Housing Units and Population, by Blocks: 1970—Con.

McLean County, Ill.

[Data exclude vacant seasonal and vacant migratory housing units. For minimum base for derived figures (percent, average, etc.) and meaning of symbols, see text]

Blocks Within Census Tracts	Percent of total population				Year-round housing units				Occupied housing units															
	Total population	Negro	In group quarters	Under 18 years	62 years and over	Total	Units in—		Owner				Renter				1.01 or more persons per room		With roomers, boarders, or lodgers					
							Lacking some or all plumbing facilities	Structures of 10 or more units	Total	Lacking some or all plumbing facilities	Average number of rooms	Average value (dollars)	Percent Negro	Total	Lacking some or all plumbing facilities	Average number of rooms	Average contract rent (dollars)	Percent Negro		Total	With all plumbing facilities			
317#	51	-	-	16	37	30	3	19	-	17	-	5.4	14000	-	9	2	2.9	118	-	-	13	1	3	
318	81	-	-	33	12	28	-	19	-	16	-	5.6	12500	-	12	-	4.7	119	-	2	2	3	4	-
319#	61	-	-	30	20	24	-	18	-	17	-	5.8	14000	-	6	-	4.3	95	-	-	4	3	1	
320	2	-	-	-	-	2	-	-	-	-	-	-	-	-	-	-	-	-	-	-	-	-	-	-
323	20	-	-	-	90	16	-	4	-	6	-	5.3	-	-	10	-	3.5	93	-	-	12	-	-	
324	73	-	-	26	22	28	-	15	-	14	-	6.2	14000	-	13	-	3.3	89	-	1	1	7	-	1
326	30	-	-	7	33	18	-	7	-	6	-	4.8	-	-	11	-	4.1	97	-	-	-	-	-	-
327	31	-	-	23	16	15	-	15	-	9	-	6.1	10100	-	4	-	-	-	-	-	-	4	-	2
328	52	-	-	39	12	16	-	9	-	7	-	6.3	-	-	9	-	4.1	101	-	1	1	2	-	-
329	35	-	-	17	17	15	-	7	-	8	-	6.9	14800	-	7	-	3.7	126	-	3	3	5	-	1
330	55	-	-	33	20	21	1	11	-	12	1	6.7	14000	-	9	-	3.9	104	-	2	2	6	4	1
331	61	-	-	34	13	16	-	16	-	15	-	6.3	16600	-	1	-	-	-	-	3	3	2	-	2
332	41	-	-	39	20	13	-	10	-	10	-	6.0	15900	-	3	-	-	-	-	2	2	4	-	1
333#	39	-	-	33	8	12	-	10	-	7	-	5.7	15500	-	5	-	5.2	101	-	1	1	-	-	-
334	29	-	-	41	10	11	1	11	-	8	-	4.1	6900	-	3	-	-	-	-	2	2	6	-	-
335	22	5	-	14	34	12	-	12	-	11	-	5.0	13500	9	1	-	-	-	-	-	-	6	-	-
336	54	-	-	24	24	22	3	19	-	16	-	5.5	16600	-	6	3	2.2	68	-	4	2	6	2	-
337	32	-	-	22	19	11	-	6	-	5	-	6.6	-	-	6	-	3.7	138	-	2	2	2	1	-
14	6705	10	-	38	12	2194	80	1616	7	1486	34	5.0	12500	5	645	30	4.4	76	15	212	202	346	236	32
101	5	-	-	-	20	3	-	-	-	-	-	-	-	-	-	-	-	-	-	-	-	-	-	-
102	32	-	-	34	16	10	1	10	-	9	-	5.1	11500	-	-	-	-	-	-	-	-	-	-	-
103	32	-	-	25	22	13	-	12	-	12	-	4.9	12200	-	1	-	-	-	-	1	1	2	2	1
104	259	3	-	36	12	82	2	78	-	59	1	5.2	10400	7	23	1	4.5	85	-	9	9	16	9	3
105	64	-	-	31	14	20	2	19	-	16	-	5.3	14800	-	3	-	-	-	-	2	1	3	-	-
106	45	-	-	40	13	13	-	13	-	11	-	5.5	13200	-	2	-	-	-	-	1	1	1	-	1
107	7	-	-	29	14	3	-	-	-	-	-	-	-	-	-	-	-	-	-	-	-	-	-	-
108	101	5	-	43	5	31	-	26	-	20	-	5.0	10500	5	11	-	4.6	79	9	3	3	4	1	1
109	11	-	-	27	18	5	-	5	-	4	-	-	-	-	1	-	-	-	-	-	-	1	2	-
110	17	-	-	24	29	8	-	7	-	3	-	-	-	-	5	-	4.8	59	-	1	1	4	1	1
111	29	-	-	35	21	8	-	8	-	8	-	4.9	8800	-	-	-	-	-	-	1	1	1	-	-
114	48	8	-	48	6	12	-	10	-	9	-	4.8	13900	11	3	-	-	-	-	3	3	2	1	-
115	30	-	-	30	30	12	2	11	-	9	1	5.0	11200	-	3	-	-	-	-	-	-	3	-	-
116	38	-	-	32	16	13	-	13	-	12	-	5.0	12900	-	1	-	-	-	-	1	1	2	-	-
117	32	-	-	25	22	13	-	11	-	11	-	5.4	11700	-	2	-	-	-	-	-	-	2	2	1
118	16	-	-	31	25	7	-	7	-	5	-	5.2	8800	-	2	-	-	-	-	-	-	3	-	-
119	14	-	-	7	21	6	-	6	-	6	-	5.2	12900	-	-	-	-	-	-	-	-	1	-	-
120	8	-	-	63	-	2	-	-	-	-	-	-	-	-	-	-	-	-	-	-	-	-	-	-
121	23	-	-	39	-	7	-	7	-	6	-	5.3	23300	-	1	-	-	-	-	-	-	1	-	-
122	49	4	-	43	8	15	1	13	-	11	-	5.3	17300	9	3	-	-	-	-	2	2	1	-	-
201	32	-	-	38	-	8	-	7	-	8	-	5.9	22100	-	-	-	-	-	-	1	1	-	1	-
202	45	-	-	42	2	13	-	13	-	13	-	4.9	15800	-	-	-	-	-	-	1	1	3	-	-
203	19	-	-	32	-	6	-	6	-	6	-	5.3	21500	-	-	-	-	-	-	-	-	-	1	-
204	44	-	-	41	5	13	-	13	-	9	-	5.8	12400	-	3	-	-	-	-	1	1	2	1	-
205	34	12	-	15	21	13	-	13	-	12	-	5.0	10000	25	1	-	-	-	-	-	-	4	-	-
206	45	-	-	42	16	11	-	11	-	10	-	5.3	12000	-	1	-	-	-	-	3	3	1	3	-
207	30	-	-	20	33	14	-	14	-	11	-	4.6	13800	-	2	-	-	-	-	1	1	4	-	-
208	33	-	-	58	6	7	-	7	-	6	-	5.5	12900	-	1	-	-	-	-	1	1	-	1	-
211	38	-	-	26	24	14	-	14	-	13	-	5.0	11800	-	1	-	-	-	-	-	-	1	-	-
212	49	16	-	35	6	14	1	9	-	11	1	4.9	10100	9	3	-	-	-	-	2	2	3	1	1
213	46	-	-	24	22	18	-	18	-	17	-	5.2	9000	-	-	-	-	-	-	1	1	4	-	1
214	62	-	-	40	11	21	-	17	-	14	-	5.3	13400	-	7	-	3.9	81	-	1	1	7	4	-
215	61	-	-	53	5	16	-	16	-	7	-	6.0	10900	-	8	-	4.4	81	-	5	5	3	2	-
216	83	-	-	42	10	24	-	24	-	16	-	5.4	9800	-	8	-	5.1	99	-	1	1	2	2	-
217	73	4	-	45	8	17	-	17	-	15	-	5.5	11400	7	2	-	-	-	-	2	2	1	1	1
218	87	-	-	39	15	32	-	24	-	18	-	5.2	9800	-	11	-	5.5	91	-	2	2	7	2	-
301	1	-	-	-	-	1	-	-	-	-	-	-	-	-	-	-	-	-	-	-	-	-	-	-
302	68	40	-	44	15	18	4	13	-	10	1	5.2	12100	20	6	1	4.3	79	17	5	4	1	-	1
303	84	6	-	37	14	30	2	30	-	20	-	5.5	10600	5	8	-	4.8	86	-	2	2	6	4	-
304	94	7	-	36	14	31	-	28	-	25	-	5.4	11300	8	5	-	4.6	69	-	-	-	3	4	-
305	6	-	-	50	-	2	-	-	-	-	-	-	-	-	-	-	-	-	-	-	-	-	-	-
306	56	-	-	38	18	20	-	20	-	15	-	5.2	9200	-	5	-	5.0	-	-	1	1	6	1	-
307	217	9	-	42	15	71	-	32	3	25	-	5.4	12600	-	45	-	4.2	65	13	6	6	19	19	-
308	35	100	-	60	-	7	-	7	-	4	-	-	-	-	1	-	-	-	-	2	2	1	1	-
309	19	-	-	37	11	6	-	6	-	3	-	-	-	-	3	-	-	-	-	-	-	-	-	-
310	42	41	-	26	45	26	2	12	-	7	-	4.9	11800	29	18	1	2.6	43	22	2	1	19	1	-
311#	51	6	-	10	53	30	1	20	-	7	1	5.1	8800	-	23	-	3.4	57	13	-	-	14	4	-
312	103	22	-	44	24	35	-	16	1	-	-	-	-	-	34	-	4.3	60	18	5	5	9	8	-
313	126	10	-	41	24	45	1	18	-	12	1	4.5	9700	-	33	-	4.2	67	12	3	3	9	19	-
315	66	15	-	32	9	22	5	21	-	9	1	4.9	8700	22	12	3	4.6	68	25	2	1	1	2	2
316	34	-	-	38	6	9	-	9	-	8	-	4.9	10000	-	1	-	-	-	-	1	1	-	-	-
317	24	-	-	25	21	9	-	9	-	5	-	5.0	7300	-	3	-	-	-	-	-	-	-	-	-
318	17	18	-	47	-	6	1	6	-	3	-	-	-	-	3	-	-	-	-	1	1	2	2	1
319	55	13	-	49	7	15	3	14	-	10	2	4.8	8600	20	4	4	-	-	-	5	4	2	1	-
320#	31	-	-	29	23	11	4	9	-	3	-	-	-	-	7	3	3.7	76	-	2	2	3	1	-
322	41	-	-	51	12	13	4	11	-	6	1	4.7	-	-	4	-	-	-	-	2	1	1	-	-
401	46	9	-	33	7	1																		

Table 2. Characteristics of Housing Units and Population, by Blocks: 1970—Con.

McLean County, Ill.

(Data exclude vacant seasonal and vacant migratory housing units. For minimum base for derived figures (percent, average, etc.) and meaning of symbols, see text)

Blocks Within Census Tracts	Percent of total population				Year-round housing units				Occupied housing units															
	Total population	Negro	In group quarters	Under 18 years and over	Total	Lacking some or all plumbing facilities	Units in—		Owner				Renter				1.01 or more persons per room		One-person households	With female head of family	With roomers, boarders, or lodgers			
							One-unit structures	Structures of 10 or more units	Total	Lacking some or all plumbing facilities	Average number of rooms	Average value (dollars)	Percent Negro	Total	Lacking some or all plumbing facilities	Average number of rooms	Average contract rent (dollars)	Percent Negro				Total	With all plumbing facilities	
																								100
16	3263	6	3	19	25	1707	278	389	269	366	13	5.3	12300	9	1268	245	3.1	85	2	98	82	834	154	91
101	164	1	—	16	22	96	20	8	12	13	—	5.6	—	—	82	20	2.7	85	—	9	7	55	8	1
102	37	22	—	22	24	18	4	4	—	4	—	—	—	—	14	4	3.4	80	—	2	2	11	2	2
103	46	—	—	13	26	23	—	2	—	1	—	—	—	—	22	—	3.7	87	—	—	—	19	5	3
104	56	—	11	11	39	31	2	1	4	2	—	—	—	—	29	2	3.4	68	—	—	—	2	—	2
105	13	—	—	8	54	7	—	—	—	—	—	—	—	—	7	—	3.1	58	—	—	—	—	—	2
106	9	—	—	22	—	3	—	—	—	—	—	—	—	—	—	—	—	—	—	—	—	—	—	—
107	52	—	—	17	17	26	3	3	—	5	—	3.8	—	—	21	3	3.4	96	—	2	2	10	1	4
108	92	—	—	25	19	48	6	6	—	13	—	5.2	15000	—	35	6	2.7	92	—	7	6	27	5	1
109	101	4	—	27	7	38	—	10	1	13	—	5.4	12900	8	24	—	3.6	104	—	5	5	9	7	4
110	71	—	—	13	21	37	6	12	4	14	1	5.6	14600	—	23	5	3.0	80	—	4	1	15	4	5
114	13	—	—	8	62	4	—	—	—	—	—	—	—	—	—	—	—	—	—	—	—	—	—	—
115	4	—	—	—	—	7	—	—	—	—	—	—	—	—	—	—	—	—	—	—	—	—	—	—
117#	10	—	—	—	50	7	—	1	6	—	—	—	—	—	7	—	1.7	52	—	—	—	6	—	1
119	29	—	—	30	20	5	—	—	—	—	—	—	—	—	5	—	4.2	130	—	—	—	2	1	1
120	19	—	—	—	31	26	—	1	12	1	—	—	—	—	25	—	2.1	84	—	1	1	24	1	—
121	29	—	—	—	20	4	—	—	—	—	—	—	—	—	38	6	3.3	90	3	2	1	22	5	4
122	65	3	—	11	25	42	7	4	1	3	—	—	—	—	66	1	3.6	99	—	1	1	48	3	1
123	91	—	—	3	75	69	1	1	61	2	—	—	—	—	42	32	2.1	64	—	3	2	34	2	3
124	55	—	—	7	44	45	34	—	32	1	—	—	—	—	5	—	3.0	73	—	—	—	2	—	—
124#	8	—	—	—	25	5	—	1	—	—	—	—	—	—	—	—	—	—	—	—	—	—	—	—
201	11	—	—	—	9	8	1	3	—	—	—	—	—	—	8	1	2.8	70	—	—	—	5	1	2
202	1	—	—	—	—	1	—	—	—	—	—	—	—	—	—	—	—	—	—	—	—	—	—	—
203	15	—	—	7	13	8	—	2	—	—	—	—	—	—	8	—	3.3	55	—	—	—	3	1	1
204#	64	2	—	9	28	54	32	2	44	4	—	—	—	—	50	32	1.7	70	2	1	1	50	—	—
205	27	—	—	15	30	15	—	2	—	3	—	—	—	—	12	—	3.2	89	—	1	1	7	2	3
206	81	3	—	9	15	48	12	3	—	5	1	4.4	—	—	43	11	2.7	93	2	2	2	22	4	6
207	2	—	—	—	—	2	—	—	—	—	—	—	—	—	—	—	—	—	—	—	—	—	—	—
208	20	—	—	—	35	14	—	1	3	2	—	—	—	—	12	—	2.6	72	—	1	1	10	—	1
210	6	—	—	—	67	2	—	—	—	—	—	—	—	—	—	—	—	—	—	—	—	—	—	—
212#	44	5	41	5	48	19	—	9	2	5	—	4.0	—	—	14	1	1.9	76	7	2	2	14	2	—
214	42	—	—	—	62	28	—	2	23	—	—	—	—	—	28	—	3.5	126	—	—	—	17	2	1
215	34	9	9	9	35	18	2	1	—	4	—	—	—	—	14	2	3.6	119	7	2	2	8	1	—
216	66	—	—	17	20	30	4	11	—	8	—	5.8	18200	—	21	4	3.5	85	—	3	2	8	4	1
217	48	31	—	42	17	15	1	12	—	7	1	5.0	10400	43	7	—	5.1	56	—	2	1	2	5	2
218	60	8	—	38	10	23	—	13	—	13	—	5.4	8900	15	7	—	3.4	98	—	2	2	5	5	1
219	61	30	—	38	15	17	—	15	—	13	—	6.1	9900	15	3	—	—	—	—	3	3	2	3	1
220	123	16	—	31	18	56	18	13	—	10	—	5.2	12900	20	42	18	2.8	62	14	6	6	25	9	2
224	1	—	—	—	—	1	—	—	—	—	—	—	—	—	—	—	—	—	—	—	—	—	—	—
225	5	—	—	20	20	2	—	—	—	—	—	—	—	—	—	—	—	—	—	—	—	—	—	—
301	28	36	—	18	21	12	—	9	—	7	—	6.0	9100	29	5	—	4.8	74	20	—	—	3	2	—
302	30	—	—	43	13	9	—	7	—	6	—	4.8	10400	—	3	—	—	—	—	1	1	2	1	1
303	21	14	—	24	19	8	—	6	—	2	—	—	—	—	6	—	4.3	57	—	—	—	—	—	—
304	61	13	—	23	25	29	—	20	—	17	—	6.2	12300	12	9	—	4.1	86	11	1	1	7	3	—
305	46	20	—	24	11	19	2	9	—	9	1	4.9	11900	22	10	1	2.8	80	10	2	2	4	2	—
306	29	76	—	35	24	11	1	9	—	10	1	5.3	7900	60	1	—	—	—	—	1	1	4	3	—
307	15	80	—	33	27	6	—	5	—	4	—	—	—	—	2	—	—	—	—	—	—	2	1	—
308	36	58	—	33	17	14	—	14	—	8	—	5.3	9800	75	6	—	4.0	76	50	—	—	1	3	—
309	16	—	—	25	6	6	1	3	—	3	—	—	—	—	2	—	—	—	—	—	—	—	—	—
310	8	—	—	13	13	5	—	2	—	—	—	—	—	—	5	—	3.6	49	—	—	—	4	—	—
311	3	—	—	—	—	2	—	—	—	—	—	—	—	—	—	—	—	—	—	—	—	—	—	—
313	26	—	—	54	8	11	—	4	—	2	—	—	—	—	7	—	4.7	108	—	1	1	4	3	—
315	4	—	—	—	—	2	—	—	—	—	—	—	—	—	—	—	—	—	—	—	—	—	—	—
316	40	—	—	23	10	19	1	8	—	3	—	—	—	—	16	1	4.4	95	—	—	—	8	2	—
317	30	—	—	53	10	11	—	1	—	1	—	—	—	—	9	—	4.6	84	—	1	1	4	—	—
318	79	5	—	28	18	35	6	12	—	15	1	5.0	10500	—	19	5	4.4	69	11	2	2	15	5	1
319	80	—	—	30	16	36	1	17	—	9	—	5.9	12800	—	24	1	4.0	103	—	2	2	9	3	—
320	6	—	—	33	17	2	—	—	—	—	—	—	—	—	—	—	—	—	—	—	—	29	—	1
322#	35	—	—	—	29	35	33	2	18	—	—	—	—	—	32	30	1.6	50	—	2	—	—	—	—
325	—	—	—	—	—	4	—	—	—	—	—	—	—	—	10	—	—	—	—	—	—	7	—	—
326	19	—	—	26	11	12	—	—	—	1														

Table 2. Characteristics of Housing Units and Population, by Blocks: 1970—Con.

McLean County, Ill.

[Data exclude vacant seasonal and vacant migratory housing units. For minimum base for derived figures (percent, average, etc.) and meaning of symbols, see text]

Blocks Within Census Tracts	Percent of total population				Year-round housing units				Occupied housing units															
	Total population	Negro	In group quarters	Under 18 years and over	Total	Locking some or all plumbing facilities	Units in—		Owner				Renter				1.01 or more persons per room		With roomers, boarders, or lodgers					
							One-unit structures	Structures of 10 or more units	Total	Locking some or all plumbing facilities	Average number of rooms	Average value (dollars)	Percent Negro	Total	Locking some or all plumbing facilities	Average number of rooms	Average contract rent (dollars)	Percent Negro		Total	With all plumbing facilities			
																						One-person households	With female head of family	
107	76	-	-	36	18	25	-	19	-	15	-	5.5	12900	-	10	-	4.8	105	-	2	2	7	-	2
108	71	-	-	34	13	27	4	16	-	13	-	6.2	13100	-	13	3	4.2	92	-	1	1	9	-	1
109#	47	6	-	36	9	14	-	11	-	9	-	6.6	14500	20	5	-	4.8	109	-	-	-	1	3	2
110	42	-	-	21	19	19	-	10	-	6	-	5.5	12300	-	12	-	4.3	110	-	-	-	4	1	-
111	33	-	-	9	27	19	-	11	-	7	-	5.9	15400	-	8	-	4.8	106	-	-	-	4	1	1
112	50	-	14	12	32	26	-	5	-	10	-	6.1	16000	-	15	5	2.4	72	-	-	-	14	1	1
113	49	2	-	20	27	29	-	5	-	6	-	5.5	...	-	20	-	3.2	98	5	-	-	16	2	1
114	51	-	-	24	14	19	2	12	-	11	2	5.4	14200	-	8	-	4.1	93	-	1	1	5	1	2
115	66	-	-	15	26	34	2	21	-	21	1	5.6	10200	-	12	1	4.0	77	-	1	1	15	5	1
116	96	-	-	25	10	41	2	13	-	13	-	4.8	12000	-	25	1	3.6	94	-	-	-	13	2	1
117	49	-	-	25	8	24	-	7	-	6	-	5.3	12800	-	14	-	4.1	173	-	1	1	6	-	2
118	47	-	-	26	26	22	2	8	-	10	-	5.4	14800	-	12	2	3.0	95	-	-	-	9	1	2
119	49	-	-	8	39	28	5	5	-	6	-	5.0	...	-	22	5	3.7	92	-	-	-	12	6	1
121	63	-	-	11	22	36	3	1	-	5	-	5.2	...	-	30	3	2.7	90	-	-	-	19	1	1
122	13	-	-	15	22	8	-	6	-	4	-	-	3	-	-	-	-	2	1	1
202	67	1	-	23	11	59	1	11	12	10	1	5.6	11300	-	44	-	4.0	129	-	2	2	9	3	2
203#	41	-	-	15	29	32	-	8	-	12	-	6.1	12500	-	17	-	3.4	110	-	1	1	10	5	1
204#	49	-	-	16	18	24	13	3	-	3	-	-	20	13	2.9	84	-	-	-	12	4	1
205	39	-	-	15	36	30	5	9	-	11	-	7.1	17400	-	15	5	2.6	91	-	1	1	13	3	3
206	49	-	-	15	36	28	7	6	1	4	-	-	19	4	3.3	86	-	-	-	12	2	1
206	65	-	-	11	26	44	7	7	-	4	-	-	34	6	3.2	81	-	-	-	24	1	-
207	54	-	-	11	20	33	1	7	-	5	-	6.2	...	-	26	1	2.8	101	-	-	-	16	1	1
208	49	-	-	12	14	27	-	3	-	7	-	4.4	...	-	19	-	3.2	115	-	-	-	10	1	2
209#	52	-	-	12	14	28	1	7	-	5	-	7.6	11800	-	20	1	4.2	119	-	1	1	8	4	2
210	70	-	-	26	14	25	1	11	-	14	-	5.6	13900	-	9	1	3.1	99	-	3	3	2	2	4
211	40	-	-	13	15	22	-	4	-	3	-	-	19	-	3.8	117	-	-	-	9	1	1
212	38	-	-	11	26	22	3	6	-	7	1	5.1	...	-	14	2	3.6	102	-	-	-	10	1	1
213	72	-	21	8	22	36	-	9	-	7	-	5.9	13000	-	28	-	2.6	85	-	-	-	18	4	4
214	58	-	-	33	24	21	-	10	-	15	-	5.9	13800	-	5	-	5.0	...	-	-	-	4	2	-
215	24	-	-	35	8	7	-	7	-	7	-	5.6	12000	-	-	-	-	-	-	-	-	-	-	1
216#	42	-	-	43	10	13	-	8	-	7	-	6.0	15300	-	6	-	3.8	86	-	1	1	4	-	-
217	65	2	-	40	11	24	1	13	-	12	1	5.5	10000	-	11	-	3.8	94	-	2	2	5	3	1
218	71	-	-	34	10	24	-	21	-	18	-	5.6	11700	-	6	-	4.2	85	-	1	1	4	3	-
219#	14	-	-	36	21	6	-	4	-	1	-	-	5	-	4.6	88	-	1	1	3	-	-
220	50	-	-	46	4	14	-	12	-	12	-	6.5	14300	-	2	-	-	-	-	1	2	-
221	56	-	-	30	14	23	-	15	-	7	-	5.4	9500	-	14	-	4.6	95	-	-	-	3	-	1
222#	41	-	-	22	17	18	-	12	-	7	-	5.6	9600	-	10	-	4.2	68	-	1	1	6	1	1
223	34	18	-	38	18	12	1	10	-	8	1	5.5	10000	13	4	-	-	-	-	1	1	-
224	81	-	-	38	12	27	-	22	-	15	-	5.8	13000	-	10	-	4.8	79	-	1	1	4	4	2
225	48	-	-	50	13	12	-	12	-	10	-	6.2	12500	-	2	-	-	2	2	3	1	-
226	30	-	-	27	23	13	-	11	-	9	-	5.6	15000	-	3	-	-	-	-	2	-	-
227	22	-	-	36	14	7	-	7	-	3	-	-	4	-	-	2	2	1	1	1
18	4587	-	1	33	17	1590	4	1281	33	1210	1	6.3	27900	-	342	3	4.2	124	-	36	36	304	103	34
102	141	2	6	34	16	41	-	34	-	34	-	8.0	56500	-	6	-	3.7	...	17	-	-	5	-	-
103	72	-	-	38	15	24	-	22	-	21	-	6.4	34400	-	3	-	-	-	-	4	2	-
105	69	-	-	33	20	22	-	20	-	21	-	7.5	43300	-	1	-	-	-	-	-	3	-
106	52	10	-	25	23	19	-	18	-	17	-	5.7	32300	-	1	-	-	-	-	2	-	1
107	109	-	-	29	14	35	-	35	-	33	-	6.6	43000	6	1	-	-	-	-	4	3	1
108	44	-	-	16	23	19	-	19	-	18	-	5.2	23400	-	1	-	-	-	-	5	-	-
109	50	-	-	14	18	22	-	18	-	17	-	6.1	38800	-	5	-	5.0	195	-	-	-	5	2	-
110	43	-	-	21	28	17	-	17	-	15	-	5.5	34000	-	2	-	-	-	-	1	1	1
111	83	-	-	48	5	25	-	15	-	16	-	7.8	35200	-	7	-	4.9	121	-	1	1	4	2	-
112	49	-	-	39	14	15	-	8	-	9	-	7.6	34300	-	6	-	3.8	115	-	-	-	-	1	-
113	168	-	-	33	23	64	-	51	-	47	-	7.9	44000	-	15	-	4.7	158	-	-	-	15	3	-
114	70	-	-	33	14	30	-	16	-	12	-	6.3	22400	-	16	-	4.8	123	-	-	-	9	1	-
115	66	-	26	11	50	31	1	7	-	7	-	4.9	...	-	21	1	3.7	131	-	-	-	15	1	-
116	93	-	-	23	9	41	-	13	-	11	-	5.6	25200	-	30	-	3.8	122	-	-	-	12	2	3
117	14	-	-	21	8	3	-	3	-	3	-	-	5	-	4.0	117	-	-	-	3	-	2
119	106	-	-	22	14	41	2	34	-	28	-	5.7	15000	-	12	2	5.0	120	-	2	2	11	5	1
120	146	-	-	35	18	53	-	29	-	35	-	5.6	14800	-	17	-	3.9	96	-	2	2	12	6	-
121	120	-	-	23	18	56	-	25	18	23	-	7.3	25500	-	32	-	3.3	124	-	-	-	25	3	3
122	141	-	-	34	16	41	-	33	-	31	-	7.9	29600	-	10	-	4.0	115	-	1	1	8	6	1
123	70	-	-	49	3	17	-	15	-	13	-	7.2	30900	-	4	-	-	1	1	1	1	-
124#	73	-	-	29	15	22	-	15	-	17	-	6.8	27900	-	5	-	3.4	151	-	1	1	1	1	3
125	75	-	-	53	5	18	-	18	-	16	-	6.6	25800	-	2	-	-	1	1	-	1	1
126	78	-	-	42	12	20	-	12	-	15	-	5.7	32300	-	5	-	5.6	133	-	2	2	3	1	1
127	44	-	-	18	48	19	-	18	1	17	-	6.1	44300	-	2	-	-	-	-	2	2	-
128	34	-	-	18	29	13	-	13	-	12	-	5.7	38800	-	1	-	-	-	-	1	-	-
129	31	-	-	16	32	14	-	14	-	13	-	5.4	34500	-	1	-	-	-	-	3	1	-
130	65	-	-	28	35	23	-	23	-	23	-	6.0	39000	-	-	-	-	1	1	1	3	-
131	27	-	-	22	22	11	-	11	-	11	-	5.5	40700	-	-	-	-	1	1	1	3	-
132	139	-	-	41	14	49	-	33	-	32	-	6.9	45700	-	12	-	2.3	109	-	1	1	9	3	1
133	21	-	-	29	33	8	-	8	-	7	-	5.7	34300	-	-	-	-	1	1	1	-	-

Table 2. Characteristics of Housing Units and Population, by Blocks: 1970—Con.

McLean County, Ill.

(Data exclude vacant seasonal and vacant migratory housing units. For minimum base for derived figures (percent, average, etc.) and meaning of symbols, see text)

Blocks Within Census Tracts	Percent of total population				Year-round housing units				Occupied housing units											
	Total popu- lation	In group quar- ters	Un- der 18 years and over	62 years and over	Total	Units in—		Owner			Renter			1.01 or more persons per room		With rooms, board- ers, or lodgers				
						Lack- ing some or all plumb- ing facil- ities	Struc- tures of 10 or more units	Lack- ing some or all plumb- ing facil- ities	Aver- age num- ber of rooms	Aver- age value (dol- lars)	Per- cent Negro	Lack- ing some or all plumb- ing facil- ities	Aver- age num- ber of rooms	Aver- age con- tract rent (dol- lars)	Per- cent Negro	Total	With all plumb- ing facil- ities	One- person house- holds	With female head of family	With rooms, board- ers, or lodgers
216	17	-	18	35	6	6	6	6.3	23300	-	-	-	-	-	-	1	-	-		
217	39	-	44	5	10	10	9	6.4	19400	-	1	-	-	-	-	1	-	-		
218	25	-	28	20	7	7	6	5.8	20000	-	1	-	-	-	-	-	1	-		
219	47	-	30	28	18	14	14	5.6	19800	-	3	-	-	-	-	3	2	-		
220	29	-	41	14	8	8	8	6.0	22200	-	-	-	-	-	-	2	-	1		
221	81	-	47	11	25	23	23	6.3	25500	-	2	-	-	-	-	7	2	1		
222	54	-	26	20	24	21	21	5.9	23600	-	2	-	-	-	-	7	1	-		
223	63	-	33	30	22	22	22	6.0	24700	-	1	-	-	-	-	5	2	-		
224	93	-	54	9	22	22	22	6.8	27200	-	-	-	-	1	1	2	-	-		
225	72	-	42	19	19	19	19	6.9	27200	-	-	-	-	-	-	2	2	1		
226	86	-	40	13	28	25	24	6.5	24300	-	4	-	-	1	1	5	2	-		
227	80	-	45	5	22	21	17	6.8	24000	-	5	-	5.6	-	-	3	2	-		
228	69	-	44	29	22	22	21	6.1	24300	-	1	-	-	1	1	5	1	-		
229	62	-	26	31	25	25	21	5.7	19800	-	3	-	-	-	-	4	-	-		
230	92	-	37	9	27	22	22	5.8	21100	-	5	-	3.6	112	-	2	6	4		
231	67	-	28	25	27	23	21	6.1	21100	-	3	-	-	-	1	1	3	-		
232	86	-	28	15	29	24	23	5.7	20400	-	6	-	4.5	131	-	4	2	1		
233	76	-	28	21	24	22	22	6.5	19900	-	2	-	-	-	-	2	1	1		
234	71	-	30	18	26	18	18	6.4	21500	-	8	-	4.8	96	-	5	2	-		
235	86	-	28	13	32	22	23	5.4	19400	-	9	-	4.4	105	-	9	1	-		
236	49	-	25	12	17	17	14	5.4	14400	-	3	-	-	-	1	2	2	2		
237	80	-	36	8	32	16	14	5.9	15700	-	19	-	2.8	113	3	13	1	-		
238	46	-	35	15	18	14	9	4.9	10900	-	8	-	4.5	65	-	4	-	-		
19	3501	1	31	15	1248	1055	960	5.3	22900	-	247	6	4.6	143	1	40	38	181		
101	154	-	23	14	66	4	50	4.1	...	-	16	-	4.1	116	-	5	4	16		
102	259	-	30	9	108	68	50	5.3	22300	-	45	2	3.6	121	-	4	3	22		
103	125	2	41	5	36	36	31	5.4	21700	3	5	-	5.4	151	-	3	3	3		
104	90	-	40	8	27	27	23	5.4	25000	-	4	-	-	-	-	1	1	-		
105	177	-	38	11	51	43	44	5.5	25900	-	7	-	4.4	169	-	2	2	4		
106	40	-	40	8	10	10	10	6.5	44000	-	-	-	-	-	-	1	1	-		
107	8	-	63	4	-	...	-	-	-	-		
108	98	-	25	22	53	12	33	5.8	32300	-	28	-	3.9	217	3	3	9	1		
109	2	-	1	-	...	-	-	-	-		
110	40	-	15	43	16	16	16	6.2	46400	-	-	-	-	-	-	2	1	-		
111	20	-	5	30	9	9	9	5.3	33300	-	9	-	-	-	-	2	-	-		
112	23	-	13	9	10	10	10	5.1	30400	-	-	-	-	-	-	1	-	-		
113	32	-	38	13	10	10	10	5.5	26600	-	-	-	-	-	-	2	1	-		
114	18	-	6	44	9	9	8	5.3	25500	-	1	-	-	-	-	2	-	-		
115	57	-	21	30	22	22	22	5.5	31400	-	-	-	-	-	-	4	3	-		
116	59	-	22	15	20	20	20	5.8	37800	-	-	-	-	-	-	-	1	-		
117	155	-	36	10	50	48	48	6.0	26300	-	2	-	-	-	-	5	2	-		
118	59	-	34	22	19	19	19	5.2	21500	-	-	-	-	-	1	1	1	-		
119	22	-	23	23	9	9	9	6.1	33900	-	-	-	-	-	-	1	1	-		
120	37	-	22	32	13	13	13	6.8	30400	-	-	-	-	-	-	2	1	-		
201	110	-	33	24	41	39	37	5.3	18700	-	-	-	-	-	-	5	7	-		
202	62	-	24	32	26	26	22	5.2	19700	-	4	-	-	-	-	7	2	-		
203	61	-	20	25	26	26	25	5.3	22300	-	1	-	-	-	-	6	3	-		
204	15	-	13	53	9	9	9	4.8	19300	-	-	-	-	-	-	5	-	-		
205	19	-	5	53	10	10	8	4.6	18300	-	2	-	-	-	-	3	-	-		
206	86	-	31	17	33	33	27	4.9	17600	-	4	-	-	-	-	3	2	-		
207	62	-	40	8	18	18	18	5.1	15300	-	-	-	-	1	1	1	1	-		
208	56	-	32	13	19	19	17	5.2	23800	-	2	-	-	-	-	2	-	-		
209	80	-	43	9	25	25	18	5.6	21000	-	6	-	6.2	148	-	2	2	-		
210	64	-	45	6	17	17	13	5.9	19300	-	4	-	-	-	1	1	1	-		
211	130	-	40	4	35	35	28	5.1	17900	-	7	-	5.6	146	-	2	2	1		
212	134	4	41	2	41	41	24	5.4	18900	-	17	-	5.5	149	6	2	2	4		
213	203	2	42	3	59	57	33	5.6	22100	-	24	-	5.9	157	4	2	2	2		
214	133	5	38	4	42	35	27	5.1	21000	4	14	-	4.2	184	3	3	2	1		
215	41	-	32	2	14	14	7	5.4	18300	-	7	-	5.4	135	-	2	1	-		
216	17	-	6	6	7	5	6	4.7	16800	-	1	-	-	-	-	-	-	-		
217	79	-	41	24	43	14	13	4.7	19900	-	1	-	-	-	2	2	1	-		
218	9	-	44	11	4	-	...	-	-	-		
219	51	-	39	10	15	15	14	5.0	19400	-	1	-	-	-	1	1	1	2		
221	13	-	31	39	5	5	5	5.0	14800	-	-	-	-	-	-	2	1	-		
222	60	-	35	10	22	20	18	4.8	16900	-	4	-	-	-	2	2	6	1		
301	14	-	36	14	5	2	2	-	3	-	-	-	1	1	3	-		
303	39	-	31	18	14	14	14	5.1	24200	-	-	-	-	-	-	3	-	-		
304	20	-	20	15	8	8	6	4.8	20200	-	2	-	-	-	-	-	1	-		
305	14	-	57	6	6	5	5	4.4	27000	-	1	-	-	-	-	-	1	-		
306	18	-	33	11	6	4	3	-	3	-	-	-	1	1	2	1		
308	55	-	33	15	24	16	17	5.1	11100	-	4	-	-	-	2	2	7	1		
309	27	-	11	15	14	7	5	5.2	...	-	8	2	3.9	71	-	4	1	1		
310	50	-	8	32	25	22	16	5.2	12300	-	8	-	4.9	113	-	5	1	-		
311	51	-	16	28	22	20	21	4.9	15500	-	1	-	-	-	-	4	-	-		
312	43	-	37	14	14	14	14	5.4	20900	-	-	-	-	-	-	3	-	1		
313	14	-	29	21	6	6	5	4.8	22800	-	1	-	-	-	-	1	1	-		
314	25	-	16	24	12	12	10	4.6	17000	-	1	-	-	-	-	3	-	-		
315	19	-	16	26	9	9	8	4.6	16400	-	1	-	-	-	-	2	-	-		
316	54	-	24	17	17	17	17	4.7	23500	-	-	-	-	1	1	-	1	-		
317	42	-	19	19	19	18	17	5.4	22200	-	2	-	-	-	-	5	-	1		
318	56	-	30	18	22	20	18	5.0	21900	-	3	-	-	-	-	7	1	-		
20	5082	3	32	17	1803	1414	1227	5.3	14000	2	505	22	4.3	94	2	110	106	354		
101	55	6	29	20	18	16	13	5.0	12500	-	4	-	-	-	-	1	3	-		
102	102	-	38	11	33	29	27	4.7	16100	-	5	1	4.0	...	2	2	3	-		
103	91	-	30	11	32	22	20	4.7	13400	-	10	-	3.5	107	-	4	3	2		
104	77	8	38	10	27	18	17	5.9	12100	-	7	-	4.1	78	29	2	2	5		
105	67	91	49	5	14	12	11	6.1	9700	91	2	-	-	-	6	6	5	1		

Table 2. Characteristics of Housing Units and Population, by Blocks: 1970—Con.

McLean County, Ill.

[Data exclude vacant seasonal and vacant migratory housing units. For minimum base for derived figures (percent, average, etc.) and meaning of symbols, see text]

Blocks Within Census Tracts

	Percent of total population				Year-round housing units				Occupied housing units																	
	Total population	Negro	In group quarters	Under 18 years and over	Total	Lacking some or all plumbing facilities	Units in—		Owner				Renter				1.01 or more persons per room		With roomers, boarders, or lodgers							
							One-unit structures	Structures of 10 or more units	Total	Lacking some or all plumbing facilities	Average number of rooms	Average value (dollars)	Percent Negro	Total	Lacking some or all plumbing facilities	Average number of rooms	Average contract rent (dollars)	Percent Negro	Total	With all plumbing facilities	One-person households	With female head of family	With roomers, boarders, or lodgers			
																								Structures of 10 or more units	Structures of 10 or more units	Structures of 10 or more units
514	11	-	-	27	46	5	-	3	-	3	-	2	-	-	-	2	1	-		
517	28	-	-	25	14	15	1	5	-	5	-	5.0	...	-	8	1	3.0	76	-	-	-	6	1	-		
518	32	-	9	25	25	13	1	8	-	8	-	5.6	12800	-	3	-	-	-	4	-	-		
519	36	31	-	39	3	14	2	6	-	4	-	8	2	3.9	94	25	-	-	2	3	-		
520	20	-	-	25	20	6	-	6	-	5	-	6.6	15800	-	1	-	-	-	-	1	-		
21	1164	-	4	28	11	431	17	183	2	315	9	4.7	22700	-	106	3	4.4	110	1	-	20	18	86	16	23	
901	17	-	-	24	12	8	1	8	-	3	-	4	-	-	-	1	1	2	-	-
902	47	-	-	32	9	16	4	16	-	12	2	5.0	16100	-	2	-	-	-	1	1	1	-	1
903	169	1	-	36	7	57	8	40	-	39	6	4.8	17800	-	14	1	5.1	146	-	-	7	6	12	1	3	
904	814	-	5	25	13	312	3	85	2	235	1	4.6	23000	-	74	-	4.2	109	1	-	9	9	68	15	17	
905	47	-	-	26	13	17	-	15	-	13	-	5.5	34600	-	4	-	-	-	1	-	-	1	1
908	70	-	-	39	1	21	1	19	-	13	-	5.2	28400	-	8	1	4.9	102	-	-	2	1	2	-	1	
52	104	-	-	39	4	30	1	30	-	22	-	5.9	24400	-	8	1	6.9	...	-	-	-	-	4	1	-	
902	3	1
903	15	-	-	40	-	3
904	18	-	-	44	6	5	-	5	-	2	-	3	-	-	-	1	-	-	-	-
905	7	-	-	71	-	1	-	-	-	-
906	46	-	-	37	-	14	-	14	-	14	-	5.6	22100	-	-	-	-
907	15	-	-	27	20	6	1	6	-	4	-	2	-	-	-	2	-	-	-	-
53	95	-	-	32	13	31	-	31	-	23	-	5.9	21700	-	5	-	7.0	-	-	-	1	1	-	1	1	1
901	7	-	-	57	-	1	-	-	-	-
902	10	-	-	60	-	2	-	-	-	-
904	63	-	-	32	6	20	-	20	-	14	-	5.4	19500	-	4	-	-	-	1	1	-	-	1
905	8	-	-	-	63	5	-	5	-	4	-	-	-	-
906	7	-	-	-	43	3	-	-	-	-
54	15	-	-	20	27	3	-	-	-	-
901	15	-	-	20	27	3	-	-	-	-