A UNITED STATES DEPARTMENT OF COMMERCE PUBLICATION

Block Statistics

MUNCIE, IND. URBANIZED AREA



HC(3)-80

U.S. DEPARTMENT OF COMMERCE
BUREAU OF THE CENSUS

U.S. DEPARTMENT OF COMMERCE

Maurice H. Stans, Secretary
James T. Lynn, Under Secretary
Harold C. Passer, Assistant Secretary for Economic Affairs

BUREAU OF THE CENSUS

George Hay Brown, Director
Conrad Taeuber, Associate Director
David L. Kaplan, 1970 Census Coordinator

HOUSING DIVISION

Arthur F. Young, Chief

ACKNOWLEDGMENTS — Many persons participated in the various activities of the 1970 census. Primary direction of the program was performed by **Conrad Taeuber**, Associate Director for Demographic Fields, assisted by **David L. Kaplan**, 1970 Census Coordinator, and in conjunction with **Joseph F. Daly**, Associate Director for Research and Development, **William I. Merkin**, Associate Director for Administration, **John W. H. Spencer**, Associate Director for Data Systems, and **Edwin D. Goldfield**, Assistant Director for Program Development.

This report was planned and written in the Housing Division under the supervision of **Arthur F. Young**, Chief, by **Aaron Josowitz**, Assistant Chief, **Nathan Krevor**, Chief, Coordination and Research Branch, and **Paul F. Coe**.

The Statistical Methods Division was largely responsible for developing new procedures to obtain a more accurate count of housing units. This work was supervised by **Joseph Waksberg**, Division Chief, **Morton Boisen** and **Walter M. Perkins**, Assistant Division Chiefs, and **Barnett Denton** and **Charles D. Jones**.

Geographic plans and procedures were developed in the Geography Division under the supervision of **William T. Fay**, Chief, and **Robert C. Klove** and **Gerald J. Post**, Assistant Division Chiefs, with the assistance of **Robert E. Durland**, **Margery H. Eliot**, and **Jacob Silver**.

Data collection activities were administered by the Field Division, **Paul R. Squires**, Chief, and **Richard C. Burt** and **Dean H. Weber**, Assistant Division Chiefs, with the assistance of **John Kuntz** and **Stanley Matchett**, as well as the directors of the Bureau's regional offices.

Systems and processing procedures were developed in the Systems Division, **Sol Dolleck**, Chief, under the direction of **Morris Gorinson**, Assistant Division Chief. **Florence Wright** assisted by **Orville M. Slye**, was responsible for the clerical procedures and **Roger O. Lepage**, assisted by **John Murphy, Jr.**, **C. Eden Moody**, and **Judith E. Jones**, was responsible for the computer programing.

The manual processing and microfilming of the questionnaires were performed in the Jeffersonville Census Operations Division, under the supervision of **Joseph F. Arbena**, Chief, and **Robert L. Hagan**, Population and Housing Census Operations Manager, assisted by **Charles L. Adams** and **John C. Campbell**. **William L. Pangburn** supervised the microfilming operation.

FOSDIC and computer processing were performed in the Processing Division under the supervision of **M. Douglas Fahey**, Chief, and **E. Richard Bourdon** and **James W. Shores**, Assistant Division Chiefs. Development of the automatic microfilming equipment was directed by **Anthony A. Berlinsky**.

Publications planning, editing, and printing were performed in the Administrative and Publications Services Division, **Cecil B. Matthews**, Chief, under the direction of **Raymond J. Koski**, **John F. Lanham, Jr.**, and **Gerald A. Mann**.

Robert B. Voight, Special Assistant in the Office of the Director, and **Sherry L. Courtland** made many important contributions to the planning and coordination of the 1970 census program.

SUGGESTED CITATION

U.S. Bureau of the Census
Census of Housing: 1970
BLOCK STATISTICS
Final Report HC(3)- 80 Muncie, Ind.
Urbanized Area

U.S. Government Printing Office
Washington, D.C., 1971

For sale by the
Superintendent of Documents
U.S. Government Printing Office
Washington, D.C. 20402, or any
Department of Commerce Field Office.

Price $1.50

1970 CENSUS OF HOUSING

Block Statistics

MUNCIE, IND. URBANIZED AREA

CONTENTS

	Page
List of HC(3) Block Statistics Reports	II
Introduction	IV
Facsimiles of Questionnaire Page and Respondent Instructions	X

TABLES

1	Characteristics of Housing Units and Population, for Places of 2,500 Inhabitants or More: 1970	IND.—1
2	Characteristics of Housing Units and Population, by Blocks: 1970	IND.—2

Maps identifying the blocks covered herein are included in or accompany this report.

Issued September 1971

LIST OF HC (3) BLOCK STATISTICS REPORTS

The specific names listed below each State refer to urbanized areas; "Selected Areas" refer to other areas of the State which have contracted with the Census Bureau to provide block statistics.

Report number	Area
	ALABAMA
1	Birmingham
2	Gadsden
3	Huntsville
4	Mobile
5	Montgomery
6	Tuscaloosa
7	Selected Areas
	ALASKA
8	Selected Areas
	ARIZONA
9	Phoenix
10	Tucson
11	Selected Areas
	ARKANSAS
12	Fort Smith
13	Little Rock-North Little Rock
14	Pine Bluff
15	Selected Areas
	CALIFORNIA
16	Bakersfield
17	Fresno
18	Los Angeles-Long Beach
19	Oxnard-Ventura-Thousand Oaks
20	Sacramento
21	Salinas
22	San Bernardino-Riverside
23	San Diego
24	San Francisco-Oakland
25	San Jose
26	Santa Barbara
27	Simi Valley
28	Stockton
29	Selected Areas
	COLORADO
30	Colorado Springs
31	Denver
32	Pueblo
33	Selected Areas
	CONNECTICUT
34	Bridgeport
35	Bristol
36	Hartford
37	Meriden
38	New Britain
39	New Haven
40	Norwalk
41	Stamford
42	Waterbury
	DELAWARE
43	Wilmington
	DISTRICT OF COLUMBIA
44	Washington
	FLORIDA
45	Fort Lauderdale-Hollywood
46	Jacksonville
47	Miami
48	Orlando
49	Pensacola
50	St. Petersburg
51	Tallahassee
52	Tampa
53	West Palm Beach
54	Selected Areas
	GEORGIA
55	Albany
56	Atlanta
57	Augusta
58	Columbus
59	Macon
60	Savannah
61	Selected Areas
	HAWAII
62	Honolulu
63	Selected Areas
	IDAHO
64	Boise City
	ILLINOIS
65	Aurora-Elgin
66	Bloomington-Normal
67	Champaign-Urbana
68	Chicago-Northwestern Indiana
69	Decatur
70	Joliet
71	Peoria
72	Rockford
73	Springfield
74	Selected Areas
	INDIANA
75	Anderson
76	Evansville
77	Fort Wayne
78	Indianapolis
79	Lafayette-West Lafayette
80	Muncie
81	South Bend
82	Terre Haute
83	Selected Areas
	IOWA
84	Cedar Rapids
85	Davenport-Rock Island-Moline
86	Des Moines
87	Dubuque
88	Sioux City
89	Waterloo
90	Selected Areas
	KANSAS
91	Topeka
92	Wichita
93	Selected Areas
	KENTUCKY
94	Lexington
95	Louisville
96	Selected Areas
	LOUISIANA
97	Baton Rouge
98	Lafayette
99	Lake Charles
100	Monroe
101	New Orleans
102	Shreveport
	MAINE
103	Lewiston-Auburn
104	Portland
105	Selected Areas
	MARYLAND
106	Baltimore
107	Selected Areas
	MASSACHUSETTS
108	Boston
109	Brockton
110	Fall River
111	Fitchburg-Leominster
112	Lawrence-Haverhill
113	Lowell
114	New Bedford
115	Pittsfield
116	Springfield-Chicopee-Holyoke
117	Worcester
	MICHIGAN
118	Ann Arbor
119	Bay City
120	Detroit
121	Flint
122	Grand Rapids
123	Jackson
124	Kalamazoo
125	Lansing
126	Muskegon-Muskegon Heights
127	Saginaw
128	Selected Areas
	MINNESOTA
129	Duluth-Superior
130	Minneapolis-St. Paul
131	Selected Areas
	MISSISSIPPI
132	Biloxi-Gulfport
133	Jackson
134	Selected Areas
	MISSOURI
135	Kansas City
136	St. Joseph
137	St. Louis
138	Springfield
139	Selected Areas

Report number	Area
	MONTANA
140	Billings
141	Great Falls
142	Selected Areas
	NEBRASKA
143	Lincoln
144	Omaha
145	Selected Areas
	NEVADA
146	Las Vegas
147	Reno
	NEW HAMPSHIRE
148	Manchester
149	Selected Areas
	NEW JERSEY
150	Atlantic City
151	Trenton
152	Vineland-Millville
153	Selected Areas
	NEW MEXICO
154	Albuquerque
155	Selected Areas
	NEW YORK
156	Albany-Schenectady-Troy
157	Binghamton
158	Buffalo
159	New York-Northeastern New Jersey
	Part 1 – New York City
	Part 2 – New York Portion Outside New York City
	Part 3 – Northeastern New Jersey
160	Rochester
161	Syracuse
162	Utica-Rome
163	Selected Areas
	NORTH CAROLINA
164	Asheville
165	Charlotte
166	Durham
167	Fayetteville
168	Greensboro
169	High Point
170	Raleigh
171	Wilmington
172	Winston-Salem
173	Selected Areas
	NORTH DAKOTA
174	Fargo-Moorhead
	OHIO
175	Akron
176	Canton
177	Cincinnati
178	Cleveland
179	Columbus
180	Dayton
181	Hamilton
182	Lima
183	Lorain-Elyria
184	Mansfield
185	Springfield
186	Steubenville-Weirton
187	Toledo
188	Youngstown-Warren
189	Selected Areas
	OKLAHOMA
190	Lawton
191	Oklahoma City
192	Tulsa
193	Selected Areas
	OREGON
194	Eugene
195	Portland
196	Salem
197	Selected Areas
	PENNSYLVANIA
198	Allentown-Bethlehem-Easton
199	Altoona
200	Erie
201	Harrisburg
202	Johnstown
203	Lancaster
204	Philadelphia
205	Pittsburgh
206	Reading
207	Scranton
208	Wilkes-Barre
209	York
210	Selected Areas
	RHODE ISLAND
211	Providence-Pawtucket-Warwick
	SOUTH CAROLINA
212	Charleston
213	Columbia
214	Greenville
215	Selected Areas
	SOUTH DAKOTA
216	Sioux Falls
217	Selected Areas
	TENNESSEE
218	Chattanooga
219	Knoxville
220	Memphis
221	Nashville-Davidson
222	Selected Areas
	TEXAS
223	Abilene
224	Amarillo
225	Austin
226	Beaumont
227	Brownsville
228	Corpus Christi
229	Dallas
230	El Paso
231	Fort Worth
232	Galveston
233	Harlingen-San Benito
234	Houston
235	Laredo
236	Lubbock
237	McAllen-Pharr-Edinburg
238	Midland
239	Odessa
240	Port Arthur
241	San Angelo
242	San Antonio
243	Sherman-Denison
244	Texarkana
245	Texas City-La Marque
246	Tyler
247	Waco
248	Wichita Falls
249	Selected Areas
	UTAH
250	Ogden
251	Provo-Orem
252	Salt Lake City
	VERMONT
253	Selected Areas
	VIRGINIA
254	Lynchburg
255	Newport News-Hampton
256	Norfolk-Portsmouth
257	Richmond
258	Roanoke
259	Selected Areas
	WASHINGTON
260	Seattle-Everett
261	Spokane
262	Tacoma
263	Selected Areas
	WEST VIRGINIA
264	Charleston
265	Huntington-Ashland
266	Wheeling
267	Selected Areas
	WISCONSIN
268	Green Bay
269	Kenosha
270	Madison
271	Milwaukee
272	Racine
273	Selected Areas
	WYOMING
274	Selected Areas
	PUERTO RICO
275	Mayagüez
276	Ponce
277	San Juan
278	Selected Areas

INTRODUCTION

GENERAL IV
Urbanized areas IV
Maps and block identification IV
Content of the tables V
Symbols V
Data collection procedures V
Processing procedures VI
DEFINITIONS AND EXPLANATIONS OF SUBJECT CHARACTERISTICS VI
Self-enumeration and census questionnaire VI
Comparability with 1960 data VI
Total population VII
Housing units and group quarters VII
Year-round housing units VII
Occupied housing units VII
Race VII
Tenure VIII
Plumbing facilities VIII
Units in structure VIII
Persons per room VIII
Average number of rooms VIII
Average value VIII
Average contract rent VIII
One-person households VIII
With female head of family VIII
With roomers, boarders, or lodgers IX
ACCURACY OF THE DATA IX
Editing IX
Block number check IX
FACSIMILES X
Questionnaire page showing 100-percent housing questions X
Respondent instructions for the 100-percent housing questions XI

GENERAL

This report presents statistics from the 1970 census, by blocks, on general characteristics of housing units and population. Legal provision for this census, conducted as of April 1, 1970, was made in the Act of Congress of August 31, 1954 (amended August 1957), which codified Title 13, United States Code.

This report series contains 278 reports (as listed on page II). Most of the reports (236) relate to a specific urbanized area, as well as to some nearby contiguous territory included for reasons explained below in the section on "Urbanized areas." The remaining reports (42) relate to other types of areas (e.g., smaller cities, counties, etc.) where local authorities contracted with the Census Bureau to collect, process, and publish the data on a block basis. In 1960, a similar contractual technique was utilized but the basic block statistics program was limited generally to cities of 50,000 inhabitants or more (i.e., the built-up fringes around the cities were not covered).

A major portion of the information compiled from the 1970 Census of Housing will appear in Volume I, **Housing Characteristics for States, Cities, and Counties.** For a description of Volume I, as well as other elements of the data dissemination program of the 1970 Population and Housing Census, see the "Publication and Computer Summary Tape Program" statement at the end of this report.

Urbanized areas.—An urbanized area consists of a central city, or cities, and surrounding closely settled territory. The central city must have reported a population of 50,000 or more in 1960, in a special census conducted by the Census Bureau since 1960, or in the 1970 census. Under certain circumstances, "twin cities" with a combined population of 50,000 or more form the basis of an urbanized area. More detailed information on the criteria used to designate urbanized areas and determine their boundaries appears in the 1970 Census of Housing HC(1)-A reports and the 1970 Census of Population PC(1)-A reports.

As suggested by the rules above, the urbanized areas ultimately used in the tabulations of the 1970 census could not be completely recognized or defined until the final population counts were available. Since the precise delineation and numbering of blocks is quite costly and is therefore done only for areas where block statistics will be prepared, a preliminary determination of each urbanized area was made prior to the actual enumeration. The preliminary boundaries were purposely drawn somewhat beyond the anticipated final boundaries because the information on density of settlement was not yet available. Thus, for virtually all urbanized areas, there is some immediately adjacent territory for which the information was collected on a block basis. Because the extra cost of tabulating and publishing the block data for this type of territory is comparatively minor, data for blocks outside urbanized areas appear in the reports for those areas. On the other hand, block data are generally not provided for urbanized areas which are recognized for the first time in 1970.

Maps and block identification.—The maps included with these reports identify the location and number of each block and the boundary and number of each census tract or block numbering area.

A block is usually a well-defined rectangular piece of land bounded by streets or roads. However, it may be irregular in shape or bounded by railroad tracks, streams, or other features. The block is the specific numbered area as shown on the map.

Census tracts are small areas into which large cities and metropolitan areas are divided for statistical purposes. Tract boundaries are established cooperatively by a local committee and the Bureau of the Census and are generally designed to achieve

some uniformity of population characteristics, economic status, and living conditions. Initially, the average tract had about 4,000 residents. Tract boundaries are established with the intention of being maintained over a long time so that comparisons may be made from census to census.

In untracted places, block numbering areas are used. They are established by arbitrarily dividing the city along major streets, railroads, or other physical boundaries to facilitate numbering the blocks in groups of fewer than 1,000. The boundaries of block numbering areas have no statistical significance but are merely for convenience in mapping and tabulating.

In numbering the blocks, a separate series is used for each census tract or block numbering area. Thus, the location of each block for which data are presented is determined by referring both to the block number and the census tract or block numbering area. In some cases, a city or other political boundary divides a block. The data shown are for the block represented by the land area as bounded and numbered on the block map.

The block number was assigned to each block on a map suitable for block numbering, prior to the enumeration. In some instances, the map was several years old and did not recognize construction of new streets or disappearance of others. Insofar as possible, the map was corrected for changes that were discovered prior to enumeration. In other cases, it was not feasible to make corrections. Hence the map does not always reflect the blocks as they existed on the ground at the time of the enumeration. For example, a block as shown on the map may have been divided into two blocks. The housing units in the newly subdivided blocks would be assigned the one block number shown on the map even though two blocks existed at the time of enumeration. On the other hand, two blocks as shown on the map may have been merged into one. In the enumeration, the intent was to identify which housing units were physically located in each of the two former blocks and assign the respective block number to each portion, even though only one block existed at the time of enumeration.

Content of the tables.—In the urbanized area block publication program, table 1 summarizes the statistics for each place of 2,500 inhabitants or more and table 2 contains the statistics for the individual blocks summarized to the tract or block numbering area. In the contract block program, one table provides statistics for individual blocks as well as summaries for each tract or block numbering area and each place or area.

In some instances, the blocked area excludes a part of a tract or excludes the rural portion of an extended city (a city having one or more large portions, usually at the boundary of the city, with relatively low population density). Therefore, the tract and place totals cover only the blocks included in this report.

Block identification, total population, and total year-round housing units are shown for every block containing living quarters. For some blocks, the table shows total population but no housing units because all the people live in group quarters. For other blocks, the table shows housing units but no population because all the units are vacant. Blocks (or tracts) with no year-round housing units and no population are shown on the map but do not appear in the tables.

Symbols.—Percents which round to less than 0.1 are not shown but indicated as zero. A dash "–" represents zero. Three dots " . . . " indicate that the data are being withheld to avoid disclosure of information for individual housing units, or that the base for an average, percentage, or ratio is too small for it to be shown. The symbol "#" next to a block number indicates that contract rent was allocated for 20 percent or more of the renter-occupied units. The dagger symbol (†) identifies blocks for which tabulations are not available because of processing errors. If there are any such blocks in the area covered by this report, population and housing unit counts for these blocks are presented on page XII; the summary figures for places and tracts (or block numbering areas) include data for these blocks; i.e., the totals contain the above-mentioned counts as well as imputed data for the various characteristics.

Data collection procedures. — The 1970 census was conducted primarily through self-enumeration. In 1960, self-enumeration was first introduced on a nationwide scale as a substitute for the traditional census direct interview.

A census questionnaire was delivered by postal carriers to every household several days before Census Day, April 1, 1970. This questionnaire contained certain explanatory information and was accompanied by an instruction sheet; in certain areas with comparatively large proportions of Spanish-speaking persons, a Spanish version of the instruction sheet was also enclosed.

In the larger metropolitan areas and some adjacent counties, altogether containing about three-fifths of the population of the United States, the household was requested to fill out and mail back the form on Census Day. Approximately 87 percent of the households did so. The mailed-back forms were reviewed by the census enumerator (or, in some lo-

calities, a census clerk) and if the form was determined to be incomplete or inconsistent, a followup was made. The bulk of these followups were made by telephone, the rest by personal visit. For the households which did not mail back their forms, a followup was also made, in almost all cases by personal visit and in the remainder by telephone. Vacant units were enumerated by personal visit.

For the remaining two-fifths of the population, the household was requested to fill out the form and give it to the enumerator when he called; approximately 80 percent did so. Incomplete and unfilled forms were completed by interview during the enumerator's visit.

Three types of questionnaires were used throughout the country: 80 percent of the households answered a form containing a limited number of population and housing questions, and the remainder, split into 15-percent and 5-percent samples, answered forms which contained these questions as well as a number of additional questions.

The subjects covered in this report are those which were collected on a 100-percent basis. That is, the questions for these subjects appeared on all three questionnaires, the 80-percent, 15-percent, and 5-percent forms.

Processing procedures.—The 1970 census questionnaires were specially designed to be processed by FOSDIC (Film Optical Sensing Device for Input to Computers). Respondents and enumerators (and for some few items, census clerks) marked the answers in predesignated positions which could be "read" by FOSDIC, from a microfilm copy of the questionnaire, onto computer magnetic tape.

The tape containing the information from the questionnaires was processed on the Census Bureau's computers through a number of editing and tabulation steps. One of the end results of this operation was a computer tape from which the tables in this report were prepared on a cathode-ray-tube phototypesetting machine at the Government Printing Office. Another end result was the summary tape which is available for purchase, as described in the "Publication and Computer Summary Tape Program" statement at the end of this report.

DEFINITIONS AND EXPLANATIONS OF SUBJECT CHARACTERISTICS

Self-enumeration and census questionnaire.—As stated in the introductory text of this report, the 1970 census was conducted primarily through self-enumeration. The response, therefore, was based principally on the questionnaire and its accompanying instruction sheet. Furthermore, census takers were instructed to read the questions directly from the questionnaire in their telephone and personal visit interviews. The questionnaire page containing the housing questions asked on a 100-percent basis and the page of the respondent instruction sheet which relates to these questions are reproduced on pages X and XI, respectively. The definitions and explanations given below for each subject are, to a considerable extent, drawn from various technical and procedural materials used in the collection of the data. This material helped the enumerative personnel to understand more fully the intent of each question and thus to resolve problems or unusual cases. Also included is certain explanatory information to assist the user in the proper utilization of the statistics.

Comparability with 1960 data.—Although the 1970 data are generally comparable with the data collected in 1960, certain changes have been introduced. The 1960 inquiry regarding owner occupancy has been subdivided to show a separate category for cooperatives and condominiums in 1970. The 1960 question on cooking equipment was broadened to cover "complete kitchen facilities" in 1970; i.e., an installed sink with piped water, a range or cookstove, and a mechanical refrigerator. On the other hand, the 1960 question on "condition of housing unit" (i.e., sound, deteriorating, or dilapidated) was eliminated because of serious problems with response reliability.

There have also been changes in the scope of some of the tabulations. Data on characteristics of housing units are limited in 1970 to year-round units because of the difficulty of obtaining reliable information for vacant units held for migratory labor or for seasonal occupancy. Moreover, the total counts of housing units given in this report for each block, tract or block numbering area, and place or area are limited to year-round housing units. (Counts of the total housing inventory, including vacant units held for migratory labor and seasonal occupancy, are given for census tracts in series PHC(1), and for States, cities, and counties in series HC(1)-A and HC(1)-B.)

The tabulations on value and contract rent refer to slightly different sets of housing units in 1970 than in 1960. Summarized generally, the difference is that the 1970 data exclude units on places of 10 acres or more whereas the 1960 data exclude units on farms; more specific information can be obtained by comparing the rent and value definitions in the present report with those in 1960 Census of Housing Volume I. Separate figures are shown in this report for occupied units with Negro head of household. In 1960, this type of tabulation related to the total of all

household heads other than white; Negro household heads constituted 95 percent of this total in 1960 for the Nation as a whole, but this proportion varied widely among areas.

Total population.—The total population is the count of all persons living in the block including those in group quarters. The population for each block is subdivided into the following groups expressed as percent of the total population: Negro, in group quarters, under 18 years, and 62 years and over.

In accordance with census practice dating back to 1790, each person enumerated in the 1970 census was counted as an inhabitant of his usual place of residence, which is generally construed to mean the place where he lives and sleeps most of the time. This place is not necessarily the same as his legal residence, voting residence, or domicile. In the vast majority of cases, however, the use of these different bases of classification would produce substantially the same statistics, although there may be appreciable differences for a few areas.

Implementation of this practice has resulted in the establishing of residence rules for certain categories of persons whose usual place of residence is not immediately clear. Furthermore, this practice means that persons were not always counted as residents of the place where they happened to be found by the census enumerators. Persons without a usual place of residence were, however, counted where they were enumerated. Detailed information on residence rules is given in the 1970 Census of Population PC(1)-A reports.

Housing units and group quarters.—All living quarters are classified in the census as either housing units or group quarters. Usually, living quarters are in structures intended for residential use (e.g., a one-family home, apartment house, hotel or motel, boarding house, mobile home or trailer, etc.). Living quarters may also be in structures intended for nonresidential use (e.g., the rooms in a warehouse where a watchman lives), as well as in tents, caves, old railroad cars, etc.

A housing unit is a house, an apartment, a group of rooms, or a single room occupied or intended for occupancy as separate living quarters. Separate living quarters are those in which the occupants do not live and eat with any other persons in the structure and which have either (1) direct access from the outside of the building or through a common hall or (2) complete kitchen facilities for the exclusive use of the occupants. The occupants may be a single family, one person living alone, two or more families living together, or any other group of related or nonrelated persons who share living arrangements (except as described in the next paragraph on group quarters). Both occupied and vacant housing units are included in the housing inventory, except that mobile homes, trailers, tents, etc. are included only if they are occupied.

Group quarters are living arrangements for institutional inmates or for other groups containing five or more persons not related to the person in charge. Group quarters are located most frequently in institutions, boarding houses, military barracks, college dormitories, fraternity and sorority houses, hospitals, monasteries, convents, and ships. A house or apartment is considered group quarters if it is shared by the person in charge and five or more persons unrelated to him, or if there is no person in charge, by six or more unrelated persons. Information on the housing characteristics of group quarters is not collected in the census.

Year-round housing units.—Data on housing characteristics in the 1970 census reports are limited to year-round housing units; i.e., all occupied units plus vacant units intended for year-round use. Vacant units intended for seasonal occupancy and vacant units held for migratory labor are excluded because it is difficult to obtain reliable information for them. In this report, the housing unit counts are also limited to year-round units. Counts of the total housing inventory, however, are given for census tracts in series PHC(1), and for States, cities, and counties in series HC(1)-A and HC(1)-B.

Occupied housing units.—A housing unit is classified as occupied if a person or group of persons is living in it at the time of enumeration or if the occupants are only temporarily absent, for example, on vacation. However, if the persons staying in the unit have their usual place of residence elsewhere, the unit is classified as vacant.

A count of vacant year-round units may be derived by subtracting the sum of owner- and renter-occupied from the total number of year-round units. The count of vacant year-round units thus obtained includes units for sale or rent, units sold or rented but not yet occupied by the new owner or renter, units held for the occasional use of the owner, and units held off the market for other reasons.

Race.—The classification by race shown for occupied housing units refers to the race of the head of the household occupying the unit. Units with Negro heads of household are shown separately as percentages of owner- and renter-occupied housing units. The concept of race as used by the Census Bureau does not denote clear-cut scientific definition of biological stock. Rather, the data repre-

sent essentially self-classification by people according to the race with which they identify themselves.

Tenure.—A housing unit is "owner occupied" if the owner or co-owner lives in the unit, even if it is mortgaged or not fully paid for. A cooperative or condominium unit is "owner occupied" only if the owner or co-owner lives in it. All other occupied units are classified as "renter occupied" including units rented for cash rent and those occupied without payment of cash rent.

Plumbing facilities. — The category "with all plumbing facilities" consists of units which have hot and cold piped water inside the structure as well as a flush toilet and a bathtub or shower inside the structure for exclusive use of the occupants of the unit. "Lacking some or all plumbing facilities" means that the unit does not have all three specified plumbing facilities (hot and cold piped water, as well as flush toilet and bathtub or shower inside the structure), or that the toilet or bathing facilities are also for the use of the occupants of other housing units.

Units in structure.—Statistics on the number of housing units in a structure are presented in terms of the number of units in one-unit structures and in structures of 10 or more units. The data on units in 10-or-more-unit structures, however, are based on responses to the inquiry on number of units at the building address (item A on facsimile of questionnaire), and therefore, may be understated in blocks containing structures with two or more addresses.

Persons per room.—"Persons per room" is computed by dividing the number of persons in the unit by the number of rooms in the unit. The category "1.01 or more persons per room" indicates an average of more than one person to a room. The figures are shown separately for all occupied units and for occupied units with all plumbing facilities.

Average number of rooms.—Rooms to be counted include whole rooms used for living purposes, such as living rooms, dining rooms, kitchens, bedrooms, finished recreation rooms, family rooms, etc. Not counted as rooms are bathrooms, porches, balconies, foyers, halls, half-rooms, kitchenettes, strip or pullman kitchens, utility rooms, unfinished attics, basements, or other space used for storage.

The average number of rooms (arithmetic mean) was computed by dividing the sum of the rooms for each tenure group by the number of owner- or renter-occupied units, respectively. The questionnaire contained a terminal category of "9 rooms or more." For purposes of the computation, the terminal category was given a mean value of 10. As a result, 10 rooms is the arbitrary maximum average which could be obtained for any block.

Average value.—Value is the respondent's estimate of how much the property (house and lot) would sell for if it were for sale. Value data are limited to owner occupied one-family houses on less than 10 acres, without a commercial establishment or medical office on the property. Cooperatives, condominiums, mobile homes, and trailers are excluded from the value tabulations.

The average value (arithmetic mean) was computed by dividing the sum of the values by the number of owner-occupied units for which value is shown. Value was reported in class intervals, the lowest and highest intervals being "Less than $5,000" and "$50,000 or more," respectively. For purposes of the computation, the midpoints of the intervals were used except that a mean of $3,500 was assigned for values less than $5,000 and a mean of $60,000 was assigned for values of $50,000 or more. As a result, $3,500 is the arbitrary minimum and $60,000 is the arbitrary maximum average which could be obtained for any block. Average value is rounded to the nearest hundred dollars.

Average contract rent.—Contract rent is the monthly rent agreed to, or contracted for, regardless of any furnishings, utilities, or services that may be included. Contract rent data exclude one-family homes on a place of ten acres or more. The average contract rent (arithmetic mean) was computed by dividing the sum of the rental amounts by the number of renter-occupied units for which cash rent was paid; units for which no cash rent was paid were excluded from the computation. Contract rent was reported in class intervals, the lowest and highest intervals being "less than $30" and "$300 or more," respectively. For purposes of the computation, the midpoints of the intervals were used except that a mean of $25 was assigned for rents less than $30 and a mean of $350 was assigned for rents of $300 or more. As a result, $25 is the arbitrary minimum and $350 the arbitrary maximum average which could be obtained for any block. Average contract rent is rounded to the nearest dollar.

One-person households.—The data in this column refer to the number of housing units occupied by only one person.

With female head of family.—Housing units are occupied by either "families" or "primary individuals." The term "family" refers to the head of

the household and all (one or more) other persons in the household related to the head by blood, marriage, or adoption. If nobody in the household is related to the head, then the unit is not occupied by a family but by a "primary individual."

A housing unit occupied by a "family" may or may not contain persons unrelated to the head of the family, such as roomers, boarders, servants, etc.

The category "female head of family" comprises all housing units occupied by families with female heads regardless of their marital status. Included are female heads of families with no spouse and female heads of families whose husbands are living away from their families, as for example, husbands in the Armed Forces living on military reservations.

With roomers, boarders, or lodgers.—This column refers to the number of housing units containing one or more roomers, boarders, or lodgers. Not included as "roomers, boarders, or lodgers" are foster children or wards, servants who live in, companions, and partners.

ACCURACY OF THE DATA

Editing.—Human and mechanical errors occur in any mass statistical operation such as a decennial census. Errors during the data collection phase can include failure to obtain required information from respondents, obtaining incorrect or inconsistent information, and recording information in the wrong place or incorrectly. Errors can also occur during the field review of the enumerator's work, the clerical handling of the questionnaires, and the various stages of the electronic processing of the material. Careful efforts are made in every census to keep the errors in each step at an acceptably low level. Quality control and check measures are utilized throughout the census operation. As was done for the 1950 and 1960 censuses, evaluative material on many aspects of the 1970 census will be published as soon as the appropriate data are accumulated and analyzed. A major concern in the evaluation work is to ascertain, insofar as possible, the degree of completeness of the count of both population and housing units.

The objective of the processing operation is to produce a set of statistics that describes the Nation's housing as accurately and clearly as possible. To meet this objective, certain unacceptable entries were edited.

Whenever information was missing, an allocation procedure was used to assign an entry, thereby eliminating the need for a "not reported" category in the tabulations. The assignment was based on related information reported for the housing unit or on information reported for a similar unit in the immediate neighborhood. For example, if tenure for an occupied unit was omitted but a rental amount was reported, the computer automatically edited tenure to "rented for cash rent." On the other hand, if the unit was reported as rented but the amount of rent was missing, the computer automatically assigned the rent that was reported for the preceding renter-occupied unit.

A similar procedure was used when the information reported for an item was inconsistent with other information reported for the unit. For example, if a housing unit was enumerated as having no piped water but having both a bathtub (or shower) and flush toilet for the exclusive use of the occupants of the unit, the computer edited water supply to "hot and cold water," a category considered to be consistent with the reported bathing and toilet facilities.

Specific tolerances were established for the number of computer allocations that would be permitted. If the number of corrections was beyond tolerance, the questionnaires in which the errors occurred were clerically reviewed. If it was found that the errors resulted from damaged questionnaires, improper microfilming, faulty reading by FOSDIC of undamaged questionnaires, or other types of machine failure, the questionnaires were reprocessed.

Block number check.—Through a detailed edit accomplished largely on the electronic computer, most of the errors in reporting block numbers were corrected. A control tape was created, listing the block numbers shown on the map for each enumeration district and each census tract. In certain large metropolitan areas, the control tape also contained the serial numbers assigned to each housing unit in the block. For each questionnaire, the computer compared the serial number and/or the block number, the enumeration district, and the census tract to the control tape. When an inconsistency was detected or when the block number on the questionnaire was blank, the computer changed the block number or assigned a number that was consistent with the control tape.

Specific tolerances were established for the number of block number changes and reassignments that would be permitted for each enumeration district. If the number was beyond tolerance, a clerical review was performed. In the clerical review, the enumerator's records were examined for comments and explanations, the addresses of the housing units involved were checked with the map, and block numbers were assigned as appropriate. Clerical review was required also when the control tape contained block numbers which were not reported by the enumerator.

FACSIMILE OF QUESTIONNAIRE PAGE SHOWING 100-PERCENT HOUSING QUESTIONS

A. How many living quarters, occupied and vacant, are at this address?

- One
- 2 apartments or living quarters
- 3 apartments or living quarters
- 4 apartments or living quarters
- 5 apartments or living quarters
- 6 apartments or living quarters
- 7 apartments or living quarters
- 8 apartments or living quarters
- 9 apartments or living quarters
- 10 or more apartments or living quarters
- This is a mobile home or trailer

Answer these questions for your living quarters

H1. Is there a telephone on which people in your living quarters can be called?

- Yes → What is
- No the number? _____ *Phone number*

H2. Do you enter your living quarters—

- Directly from the outside or through a common or public hall?
- Through someone else's living quarters?

H3. Do you have complete kitchen facilities?
Complete kitchen facilities are a sink with piped water, a range or cook stove, and a refrigerator.

- Yes, for this household only
- Yes, but also used by another household
- No complete kitchen facilities for this household

H4. How many rooms do you have in your living quarters?
Do not count bathrooms, porches, balconies, foyers, halls, or half-rooms.

- 1 room
- 2 rooms
- 3 rooms
- 4 rooms
- 5 rooms
- 6 rooms
- 7 rooms
- 8 rooms
- 9 rooms or more

H5. Is there hot and cold piped water in this building?

- Yes, hot and cold piped water in this building
- No, only cold piped water in this building
- No piped water in this building

H6. Do you have a flush toilet?

- Yes, for this household only
- Yes, but also used by another household
- No flush toilet

H7. Do you have a bathtub or shower?

- Yes, for this household only
- Yes, but also used by another household
- No bathtub or shower

H8. Is there a basement in this building?

- Yes
- No, built on a concrete slab
- No, built in another way *(include mobile homes and trailers)*

H9. Are your living quarters—

- Owned or being bought by you or by someone else in this household? *Do not include cooperatives and condominiums here.*
- A cooperative or condominium which is owned or being bought by you or by someone else in this household?
- Rented for cash rent?
- Occupied without payment of cash rent?

H10a. Is this building a one-family house?

- Yes, a one-family house
- No, a building for 2 or more families or a mobile home or trailer

b. *If "Yes"*— Is this house on a place of 10 acres or more, or is any part of this property used as a commercial establishment or medical office?

- Yes, 10 acres or more
- Yes, commercial establishment or medical office
- No, none of the above

H11. *If you live in a one-family house which you own or are buying*—
What is the value of this property; that is, how much do you think this property (house and lot) would sell for if it were for sale?

- Less than $5,000
- $5,000 to $7,499
- $7,500 to $9,999
- $10,000 to $12,499
- $12,500 to $14,999
- $15,000 to $17,499
- $17,500 to $19,999
- $20,000 to $24,999
- $25,000 to $34,999
- $35,000 to $49,999
- $50,000 or more

If this house is on a place of 10 acres or more, or if any part of this property is used as a commercial establishment or medical office, do not answer this question.

H12. *Answer this question if you pay rent for your living quarters.*

a. *If rent is paid by the month*—
What is the monthly rent?

Write amount here → $ _____.00 *(Nearest dollar)*

and

Fill one circle

- Less than $30
- $30 to $39
- $40 to $49
- $50 to $59
- $60 to $69
- $70 to $79
- $80 to $89
- $90 to $99
- $100 to $119
- $120 to $149
- $150 to $199
- $200 to $249
- $250 to $299
- $300 or more

b. *If rent is not paid by the month*—
What is the rent, and what period of time does it cover?

$ _____.00 per
(Nearest dollar) *(Week, half-month, year, etc.)*

FOR CENSUS ENUMERATOR'S USE ONLY

a4. Block number | **a5.** Serial number

Ø Ø Ø Ø
1 1 1 1
2 2 2 2
3 3 3 3
4 4 4 4
5 5 5 5
6 6 6 6
7 7 7 7
8 8 8 8
9 9 9 9

B. Type of unit or quarters

Occupied
- First form
- Continuation

Vacant
- Regular
- Usual residence elsewhere

Group quarters
- First form
- Continuation

For a vacant unit, also fill C, D, A, H2 to H8, and H10 to H12

C. Vacancy status

Year round—
- For rent
- For sale only
- Rented or sold, not occupied
- Held for occasional use
- Other vacant

- Seasonal
- Migratory

D. Months vacant
- Less than 1 month
- 1 up to 2 months
- 2 up to 6 months
- 6 up to 12 months
- 1 year up to 2 years
- 2 years or more

C/O

X

FACSIMILE OF RESPONDENT

INSTRUCTIONS FOR THE 100-PERCENT HOUSING QUESTIONS

A. Mark only one circle. **This address** means the house or building number where your living quarters are located.

H1. Mark **Yes** and enter telephone number, even if the telephone is in another apartment or building.

H2. Mark the second circle only if you **must** go through someone else's living quarters to get to your own.

H3. The kitchen sink, stove, and refrigerator do **not** have to be in the same room.

Also used by another household means that someone else who lives in the same building, but is not a member of your household, also uses the equipment. Mark this circle also if the occupants of living quarters now vacant would also use the equipment.

H4. Count only whole rooms used for living purposes, such as living rooms, dining rooms, kitchens, bedrooms, finished recreation rooms, family rooms, etc. Do **not** count kitchenettes, strip or pullman kitchens; utility rooms; or unfinished attics, basements, or other space used for storage.

H5. Mark **hot water** even if you have it only part of the time.

H6, H7. See instructions for H3 for meaning of **Also used by another household.**

H8. A house has a **basement** if there is enclosed space in which persons can walk upright under all or part of the building. A house on a **concrete slab** has no basement and no air or crawl space below it. A house built **in another way** is one directly on the ground or resting on a foundation or posts to provide crawl space.

H9. **Owned or being bought** means that the living quarters are owned outright or are mortgaged. Also mark **Owned or being bought** if the living quarters are owned but the land is rented.

Mark **Rented for cash rent** if any money rent is paid. Rent may be paid by persons who are not members of your household.

Occupied without payment of cash rent includes, for example, a parsonage, a house or apartment provided free of rent by the owner, or a house or apartment occupied by a janitor or caretaker in exchange for services.

H10. **A commercial establishment** is easily recognized from the outside, for example, a grocery store or barber shop. A **medical office** is a doctor's or dentist's office regularly visited by patients. If your house is on a place of 10 acres or more **and** also contains a commercial establishment or medical office, mark **Yes, 10 acres or more.**

H11. Include the value of the house, the land it is on, and any other structures on the same property. If the house is owned but the land is rented, estimate the combined value of the house **and** the land.

H12. Report the rent agreed to or contracted for, even if the furnishings, utilities, or services are included.

a. If you pay rent by the month, write in the amount of rent and fill one circle.

b. If rent is **not** paid by the month, answer both parts of **b.** For example, **$20** per **week**, **$1,500** per **year**, etc.

H13. If exact costs are not known, estimate as closely as possible. Report amounts even if bills are unpaid or are paid by someone else. If the bills include utilities or fuel used also by another apartment or a business establishment, estimate the amounts for your own living quarters. If gas and electricity are billed together, enter the combined amount on the electricity line and bracket ({) the two utilities.

Table 1. Characteristics of Housing Units and Population, for Places of 2,500 Inhabitants or More: 1970

Indiana

[Data exclude vacant seasonal and vacant migratory housing units. For minimum base for derived figures (percent, average, etc.) and meaning of symbols, see text]

Places	Total population	Percent of total population				Year-round housing units				Occupied housing units												
								Units in—		Owner					Renter					1.01 or more persons per room				
		Negro	In group quarters	Under 18 years	62 years and over	Total	Lacking some or all plumbing facilities	One unit structures	Structures of 10 or more units	Total	Lacking some or all plumbing facilities	Average number of rooms	Average value (dollars)	Percent Negro	Total	Lacking some or all plumbing facilities	Average number of rooms	Average contract rent (dollars)	Percent Negro	Total	With all plumbing facilities	One-person households	With female head of family	With roomers, boarders, or lodgers
Muncie	69080	10	11	29	12	22829	871	16318	1040	13074	276	5.3	13400	9	8431	470	3.9	84	9	1634	1543	4559	1869	693

Table 2. **Characteristics of Housing Units and Population, by Blocks: 1970** — **Delaware County, Ind.**

[Data exclude vacant seasonal and vacant migratory housing units. For minimum base for derived figures (percent, average, etc.) and meaning of symbols, see text]

Blocks Within Census Tracts	Percent of total population				Year-round housing units				Occupied housing units													
							Units in—		Owner					Renter					1.01 or more persons per room				
	Total population	Negro	In group quarters	Under 18 years	62 years and over	Total	Lacking some or all plumbing facilities	One-unit structures	Structures of 10 or more units	Total	Lacking some or all plumbing facilities	Average number of rooms	Average value (dollars)	Percent Negro	Total	Lacking some or all plumbing facilities	Average number of rooms	Average contract rent (dollars)	Percent Negro	Total	With all plumbing facilities	One-person households	With female head of family	With roomers, boarders, or lodgers
1	1631	2	12	18	26	897	143	159	178	99	6	5.4	10100	–	686	104	3.0	66	1	41	35	438	69	47
101#	25	–	–	28	16	9	–	7	–	2	…	…	…	–	7	–	4.4	83	–	1	1	2	–	–
102	21	–	–	5	19	12	–	3	–	4	…	…	…	–	7	–	4.3	84	–	–	–	6	–	3
103	95	–	–	22	23	57	10	8	1	6	–	5.8	9200	–	47	10	2.6	61	–	1	1	31	3	1
104	74	–	–	35	7	29	–	10	–	6	–	5.5	…	–	22	–	4.0	78	–	3	3	7	6	3
105	41	–	–	20	32	21	4	9	–	9	2	5.4	8700	–	11	1	3.7	74	–	–	–	8	2	–
106	124	–	–	20	32	76	–	8	35	5	–	4.8	…	–	67	–	2.7	73	–	3	3	46	2	–
107	22	–	–	5	5	17	5	2	–	2	…	…	…	–	11	3	2.9	64	–	–	–	7	2	1
109	51	28	100	8	6	–	–	–	–	–	–	–	–	–	–	–	–	–	–	–	–	–	–	–
111	8	–	–	25	13	3	…	…	…	…	…	…	…	–	…	…	…	…	–	…	…	…	…	…
112	38	–	–	32	16	18	2	7	–	3	…	…	…	–	11	1	3.8	61	–	3	3	6	4	1
113	21	–	–	–	29	12	1	3	–	1	…	…	…	–	10	–	4.8	64	–	1	–	5	1	3
115	7	–	–	–	100	6	–	1	–	1	…	…	…	–	5	–	3.0	39	–	–	–	5	–	1
116	25	–	–	44	28	11	–	3	–	4	…	…	…	–	7	–	2.7	74	–	2	2	7	1	–
117	44	–	–	30	23	22	–	8	–	5	–	5.6	9800	–	16	–	3.9	75	–	1	1	11	2	–
118	70	–	–	46	10	26	2	2	–	1	…	…	…	–	24	2	3.8	76	–	4	3	8	6	1
119	17	–	–	–	18	10	–	–	–	–	–	–	–	–	10	–	3.5	57	–	–	–	6	–	2
120	20	–	–	25	20	9	–	3	–	3	…	…	…	–	5	–	3.8	71	–	1	1	4	–	–
121	33	–	–	3	46	30	7	2	10	1	…	…	…	–	21	6	2.9	55	–	–	–	16	–	1
124	26	–	–	–	31	25	1	–	15	–	–	–	–	–	22	1	2.5	78	–	–	–	18	–	1
125	26	–	–	8	35	20	–	1	4	2	…	…	…	–	16	–	3.4	76	–	–	–	11	2	2
127	34	–	–	9	44	20	3	2	–	–	–	–	–	–	18	3	3.3	63	–	–	–	8	2	3
128	1	…	…	…	…	3	…	…	…	…	…	…	…	…	…	…	…	…	…	…	…	…	…	…
129	6	–	–	–	33	2	…	…	…	…	…	…	…	…	…	…	…	…	–	…	…	…	…	…
131	36	–	–	19	44	23	9	5	3	5	–	4.6	…	–	17	8	2.1	44	–	1	1	16	1	–
132	16	–	–	–	50	14	–	–	–	1	…	…	…	–	12	–	2.7	68	–	–	–	10	1	–
201	24	–	–	17	13	21	–	1	14	–	–	–	–	–	13	–	3.1	57	–	–	–	4	2	–
203	67	8	–	3	54	57	9	–	57	–	–	–	–	–	53	9	2.4	80	6	1	1	43	1	3
204	8	–	–	–	38	8	7	–	–	–	–	–	–	–	8	7	2.1	40	–	–	–	8	–	–
205	3	…	…	…	…	3	…	…	…	…	…	…	…	…	…	…	…	…	…	…	…	…	…	…
207#	28	7	–	11	21	19	6	2	–	2	…	…	…	…	15	5	2.6	51	7	1	1	10	1	1
208	33	–	–	15	42	20	–	6	–	4	…	…	…	–	15	–	3.5	61	–	–	–	10	1	1
212	10	–	–	–	80	13	–	1	–	1	…	…	…	–	8	–	3.8	44	–	–	–	8	1	–
213#	37	3	70	5	8	32	16	1	16	–	–	–	–	–	7	4	2.0	54	–	3	–	3	1	3
214	34	–	–	24	29	22	3	2	–	1	…	…	…	–	19	3	3.2	73	–	–	–	11	3	–
215	32	–	–	–	59	19	–	5	–	6	…	6.3	…	–	13	–	3.6	71	–	–	–	9	–	1
217	12	–	–	–	67	13	6	–	9	–	–	–	–	–	11	4	1.9	44	–	–	–	10	–	1
218	23	–	–	13	48	15	–	7	6	–	–	–	–	–	13	–	2.8	62	–	3	3	8	1	1
219	60	–	–	18	30	43	28	8	3	6	2	4.5	…	–	31	20	2.0	53	–	2	1	21	6	2
220	45	–	–	27	29	25	1	6	–	3	…	…	…	–	21	1	4.0	87	–	1	1	11	6	1
221	45	2	…	18	27	15	–	10	–	6	–	6.2	11400	–	9	–	3.9	62	–	3	3	1	2	3
222	31	–	–	32	13	19	8	6	1	2	…	…	…	–	11	3	3.3	69	–	1	1	5	2	–
223	21	–	–	5	19	15	1	1	1	–	–	–	–	–	12	1	3.8	54	–	–	–	4	2	1
224	4	…	…	…	…	3	…	…	…	…	…	…	…	…	…	…	…	…	…	…	…	…	…	…
225	22	–	27	27	14	5	–	4	–	2	…	…	…	…	3	…	…	…	…	1	1	1	–	1
226	91	–	–	28	12	47	13	10	–	2	…	…	…	–	42	12	2.7	66	–	3	3	24	4	1
229	15	–	40	13	33	4	…	…	…	…	…	…	…	…	…	…	…	…	–	…	…	…	…	…
230	6	–	67	–	17	2	…	…	…	…	…	…	…	–	…	…	…	…	–	…	…	…	…	…
231	99	7	96	2	13	2	…	…	…	…	…	…	…	…	…	…	…	…	…	…	…	…	…	…
2	3922	6	1	32	15	1574	79	678	35	573	17	5.8	9200	9	835	50	3.8	80	3	146	140	404	164	60
101	67	2	–	31	10	31	–	9	–	8	–	5.0	13500	–	20	–	2.9	87	5	4	4	11	3	1
103	81	–	–	30	15	31	–	23	–	16	–	5.8	8000	–	14	–	4.1	77	–	1	1	6	5	–
104	92	–	–	34	12	37	2	15	–	11	1	5.4	6800	–	20	1	4.7	77	–	2	2	5	5	–
105	97	–	–	35	12	36	–	16	–	13	–	5.7	8100	–	22	–	4.0	89	–	4	4	8	4	1
106	97	–	–	32	10	38	–	17	–	14	–	6.0	10000	–	20	–	3.9	89	–	–	–	8	6	–
107	30	–	–	20	20	13	–	10	–	10	–	5.5	11700	–	2	…	…	…	–	–	–	3	–	–
108	122	2	–	35	15	45	–	18	–	18	–	6.0	9100	–	22	–	3.5	80	–	7	7	6	6	4
201	36	–	–	39	19	12	3	2	–	–	–	–	–	–	10	3	4.1	80	–	2	–	1	1	1
202	113	–	–	32	19	41	–	18	–	16	–	6.1	9500	–	22	–	4.1	88	–	3	3	6	7	1
203	96	–	–	29	4	35	–	13	–	10	–	6.7	9100	–	23	–	4.0	95	–	1	1	3	8	2
204	105	–	–	31	11	32	–	21	–	17	–	5.2	9700	–	14	–	4.4	82	–	6	6	4	–	1
205	70	–	–	37	19	24	1	16	–	15	–	5.7	6000	–	9	1	3.8	90	–	4	4	7	–	–
206	50	–	–	26	18	24	–	7	–	8	–	5.4	8800	–	16	–	3.1	70	–	–	–	10	2	1
207	88	–	–	43	10	37	–	13	–	6	–	7.0	6800	–	21	–	4.3	77	–	4	4	8	3	–
208	60	–	–	47	7	16	2	6	–	3	…	…	…	–	13	1	5.1	70	–	3	3	2	3	–
210	75	12	–	40	5	31	6	9	–	5	1	5.2	11300	20	23	5	3.1	73	9	5	4	11	3	2
211	77	–	–	34	18	31	1	15	–	12	1	6.3	9200	–	18	–	3.6	79	–	4	4	12	5	2
212#	53	–	–	45	19	21	2	8	–	9	–	5.6	8400	–	10	2	3.3	89	–	3	3	8	6	–
213#	38	–	–	18	16	15	–	5	–	2	…	…	…	–	13	–	4.2	59	–	–	–	2	5	1
214	17	–	–	35	29	6	–	6	–	5	–	6.8	13000	–	1	…	…	…	–	1	1	3	–	–
215	47	–	–	30	23	19	–	16	–	14	–	6.6	9800	–	2	…	…	…	–	1	1	2	4	–
216	67	–	–	30	12	32	6	13	–	14	–	6.5	12700	–	15	5	3.3	62	–	–	–	10	5	–
217	69	–	–	36	20	29	2	13	–	13	–	5.0	12900	–	15	2	3.6	70	–	3	3	13	3	1
301	173	–	–	31	15	66	2	44	–	35	1	5.7	8200	–	25	1	4.4	71	–	7	7	14	6	–
302	47	–	–	23	17	20	–	18	–	17	–	4.6	6800	–	–	–	–	–	–	1	1	4	–	1
314	26	–	–	23	19	10	1	9	–	6	–	5.5	8200	–	3	…	…	…	–	–	–	1	1	–
401	153	–	–	41	12	56	2	18	–	14	1	5.4	6500	–	37	–	3.5	84	–	8	8	19	3	2
402	101	2	–	34	19	40	–	14	–	17	–	5.8	9000	–	21	–	3.3	93	5	4	4	11	1	1
403	44	–	–	34	16	15	1	9	–	8	–	5.5	12500	–	6	1	2.7	77	–	4	4	4	–	–
404	47	–	–	53	11	11	–	8	–	9	–	5.8	10900	–	1	…	…	…	–	4	4	1	–	–
405	55	–	–	36	20	22	1	13	–	8	–	4.9	7500	–	12	1	3.6	75	–	3	3	6	1	–
406	4	–	–	–	–	2	–	–	–	–	–	–	–	–	–	–	–	–	–	–	–	–	–	–
407	50	–	–	26	10	18	7	6	–	5	–	7.2	…	–	13	7	3.0	62	–	2	1	6	2	3
408	93	–	–	39	5	36	–	7	–	8	–	5.9	9200	–	20	–	3.7	100	–	3	3	2	2	3
409	65	26	–	43	11	27	7	8	–	7	–	5.4	8300	29	17	6	2.5	68	6	5	5	10	1	–
410	98	78	–	17	17	11	3	5	–	5	–	5.2	…	100	4	…	…	…	…	–	–	4	1	2
411	96	64	–	31	8	13	–	8	–	8	–	6.5	16000	88	5	–	4.0	73	40	1	1	2	2	–
412	19	53	–	21	32	8	–	8	–	7	–	5.3	8000	57	–	–	–	–	–	1	1	2	–	1
413	77	–	20	18	30	35	1	17	–	11	–	6.1	10400	–	15	1	3.9	84	–	–	–	5	3	–

[Data exclude vacant *seasonal* and vacant *migratory* housing units. *For minimum* base for derived figures (percent, average, etc.) and meaning of symbols, see *text*]

Blocks Within Census Tracts	Total population	Percent of total population: Negro	In group quarters	Under 18 years	62 years and over	Year-round housing units: Total	Lacking some or all plumbing facilities	Units in—: One-unit structures	Structures of 10 or more units	Occupied housing units: Owner: Total	Lacking some or all plumbing facilities	Average number of rooms	Average value (dollars)	Percent Negro	Renter: Total	Lacking some or all plumbing facilities	Average number of rooms	Average contract rent (dollars)	Percent Negro	1.01 or more persons per room: Total	With all plumbing facilities	One-person households	With female head of family	With roomers, boarders, or lodgers
414	77	9	–	34	10	28	3	17	–	14	1	5.4	6400	–	11	2	3.9	70	18	4	4	6	1	1
415	2	...	...	...	...	1	...	...	...	...	...	...	...	...	...	...	...	...	...	...	...	...	...	...
416	52	14	14	50	15	18	3	8	–	5	–	5.4	...	20	7	–	4.1	79	–	4	4	2	4	3
417	56	48	–	27	16	20	1	12	–	8	–	5.3	6100	25	8	1	4.5	64	50	4	4	3	3	–
418	12	67	–	33	17	6	1	5	–	3	...	...	...	...	2	...	...	...	...	1	1	2	–	–
501	40	28	–	48	13	12	–	7	–	4	...	...	...	...	6	–	5.3	65	33	2	2	–	3	2
502#	53	40	–	19	15	23	–	11	–	12	–	5.8	7000	50	9	–	4.1	84	11	2	2	6	4	1
503	24	17	–	17	4	10	1	3	–	5	1	5.2	...	40	5	–	4.8	70	–	–	–	2	1	2
505	13	–	–	23	39	8	–	5	–	1	...	...	...	–	4	...	...	...	–	–	–	1	1	1
507	34	–	–	47	9	14	2	5	–	7	1	4.3	5700	–	5	1	3.2	59	–	4	3	4	5	–
508	45	–	–	38	13	23	–	7	–	5	–	6.6	...	–	14	–	3.3	83	–	2	2	10	3	1
509	12	–	–	25	17	4	...	...	...	...	...	...	...	–	...	...	...	...	–	...	...	...	...	...
510	58	2	–	29	5	29	–	4	1	4	...	...	...	...	23	–	3.3	77	–	3	3	12	–	3
512	22	–	36	5	41	7	–	7	–	6	–	5.0	10400	–	1	...	...	...	–	–	–	2	–	–
513	44	2	–	36	21	17	1	4	–	3	...	...	...	...	13	1	3.2	76	–	4	4	5	1	2
514	86	27	–	28	13	34	2	20	–	17	2	6.5	8800	47	9	–	4.9	88	22	2	2	7	5	2
515	57	26	–	28	16	25	–	9	–	5	–	7.4	12300	40	18	–	3.8	73	22	–	–	7	8	3
516	60	13	–	43	12	22	3	7	–	6	–	6.7	7300	33	12	2	4.4	73	–	2	2	6	1	–
517	67	–	–	21	22	39	–	5	22	5	–	6.4	...	–	31	–	3.1	77	–	2	2	18	4	2
518	21	–	–	10	48	16	–	3	–	1	...	...	...	–	12	–	3.5	70	–	–	–	6	2	–
520	48	–	8	25	13	23	1	3	–	5	1	6.2	...	–	16	–	3.9	82	–	–	–	11	–	–
521	56	–	–	38	14	22	–	7	–	5	–	6.2	...	–	14	–	3.7	85	–	2	2	5	2	–
522	107	21	–	24	19	46	2	18	–	20	2	6.6	8700	25	23	–	4.1	75	4	–	–	14	4	2
523	43	–	2	37	14	18	2	5	–	6	–	6.2	...	–	10	1	4.0	78	–	–	–	7	–	1
524	53	–	–	25	19	27	5	6	1	7	1	4.7	11800	–	17	3	3.4	72	–	2	2	11	2	1
525	34	–	6	24	24	15	–	5	–	3	...	...	...	–	10	–	3.2	75	–	–	–	3	2	1
526	67	–	–	25	9	28	–	4	11	7	–	4.9	...	–	18	–	3.3	109	–	4	4	7	1	1
527	14	–	–	50	7	7	1	–	–	–	–	–	–	–	6	1	3.7	92	–	1	–	5	–	–
528	10	–	–	–	40	6	–	3	–	1	...	...	...	–	4	...	...	...	–	–	–	1	–	–
3	4261	79	–	41	13	1510	89	1094	1	774	26	5.5	8100	75	563	51	4.0	59	76	201	182	296	248	30
102	35	63	–	51	6	11	5	6	–	5	1	5.0	...	60	4	...	...	...	...	3	–	2	1	–
103	38	21	–	58	–	11	1	7	–	1	...	...	...	...	6	1	3.8	85	17	4	3	–	–	–
104	26	–	–	27	23	9	3	9	–	3	...	...	...	–	6	3	4.5	43	–	1	1	3	4	–
105	32	75	–	44	9	11	–	6	–	4	...	...	...	...	6	–	4.3	62	67	2	2	–	4	–
106	33	42	–	39	15	13	2	11	–	7	–	5.6	6200	43	2	...	...	...	...	2	2	1	1	–
107	44	91	–	34	14	17	–	9	–	6	–	5.2	6700	83	8	–	3.6	76	88	2	2	2	3	–
108#	31	81	–	32	10	10	–	6	–	5	–	5.8	8300	60	5	–	4.2	63	100	2	2	1	–	1
110#	53	83	–	40	17	20	–	13	–	7	–	5.9	14600	100	10	–	3.7	50	60	3	3	3	2	–
111	45	98	–	33	16	17	–	9	–	9	–	4.8	5900	100	6	–	4.3	63	100	3	3	3	4	–
112	31	100	–	45	7	12	–	10	–	8	–	6.1	8700	100	1	...	...	...	...	1	1	2	–	–
113	22	82	–	14	32	10	–	7	–	6	–	5.2	6200	67	3	...	...	...	...	–	–	3	–	1
114	88	93	–	60	2	26	–	15	–	9	–	6.6	7500	89	11	–	4.7	61	91	7	7	1	8	–
115	52	19	–	35	21	17	–	15	–	14	–	5.6	7200	14	2	...	...	...	...	2	2	1	–	1
116	40	83	–	48	10	12	–	12	–	8	–	4.8	6500	75	4	...	...	...	...	–	–	2	2	–
117	30	93	–	30	17	10	–	10	–	9	–	5.6	6800	89	1	...	...	...	...	–	–	–	1	–
118	22	86	–	36	23	9	1	6	–	6	1	6.8	...	67	1	...	...	...	...	–	–	2	1	–
119	38	95	–	45	11	12	4	11	–	8	2	4.8	16400	88	4	...	...	...	...	3	1	3	3	–
120	52	100	–	48	4	13	1	11	–	9	–	5.2	5900	100	4	...	...	...	...	2	2	–	2	1
121	57	84	–	30	12	20	–	17	–	13	–	5.6	9700	77	6	–	3.3	63	67	2	2	1	4	2
122#	91	99	–	51	4	29	1	17	–	7	–	6.4	7700	100	16	–	4.4	75	94	5	5	3	7	–
123#	59	92	–	34	22	21	1	17	–	14	–	5.4	7900	86	7	1	3.6	61	100	1	1	7	3	–
124	59	83	–	34	15	23	2	18	–	19	2	5.4	7500	79	2	...	...	...	...	1	1	5	3	–
125	16	100	–	38	–	6	–	4	–	5	–	5.2	...	100	1	...	...	...	...	–	–	2	1	–
126	95	23	–	40	15	31	5	21	–	10	1	4.7	7600	20	19	4	4.6	58	21	4	3	4	3	–
201	26	65	–	58	4	6	1	5	–	4	...	...	...	...	2	...	...	...	...	2	1	1	–	–
202	40	85	–	35	28	16	1	13	–	6	–	5.2	10400	67	7	1	4.1	61	86	1	1	1	3	1
203#	39	100	–	44	5	11	2	11	–	5	1	5.8	8200	100	5	1	4.8	53	100	3	3	1	1	–
204	39	92	–	36	28	12	1	10	–	6	1	4.7	6600	100	6	–	4.3	69	83	2	2	4	2	–
205	29	93	–	48	10	9	1	6	–	7	–	5.3	5800	100	2	...	...	...	...	2	1	3	2	1
206#	48	100	–	38	8	19	2	11	–	6	–	5.2	5700	100	10	2	3.4	58	100	3	2	3	5	1
207	6	100	–	17	50	3	...	...	...	...	...	...	...	...	...	...	...	...	...	...	...	...	...	...	...
211	15	93	–	13	20	6	1	6	–	6	1	4.7	6600	83	–	–	–	–	–	–	–	2	1	1
212	37	97	–	41	11	14	1	14	–	9	–	5.1	10600	89	4	...	...	...	...	2	2	4	5	1
213#	59	86	–	46	17	16	1	14	–	11	1	5.4	7100	73	5	–	4.6	43	80	3	3	2	5	–
214	48	96	–	44	10	17	2	9	–	7	1	6.1	8300	100	9	1	3.4	56	78	3	3	5	3	–
215	33	55	–	55	12	8	–	8	–	3	...	...	...	...	3	...	...	...	...	3	3	1	1	–
216	2	...	...	...	...	1	...	...	...	...	...	...	...	...	...	...	...	...	...	...	...	...	...	...
220	38	55	–	40	21	18	3	8	–	9	–	4.9	7800	78	6	2	3.7	43	33	2	2	5	5	1
301	25	100	–	32	20	13	–	10	–	10	–	5.2	7100	100	1	...	...	...	...	–	–	5	2	1
302	68	85	–	59	2	15	–	12	–	11	–	6.2	8400	91	4	...	...	...	...	6	6	2	4	–
303	27	74	–	26	19	14	–	13	–	13	–	5.2	11200	62	1	...	...	...	...	–	–	6	1	–
304	23	83	–	13	17	13	1	9	–	8	–	5.8	12100	88	3	...	...	...	...	–	–	3	2	–
305	21	81	–	33	24	11	–	7	–	7	–	5.4	14600	57	1	...	...	...	...	1	1	2	1	–
306	84	98	–	55	10	19	1	19	–	17	–	5.0	8900	88	2	...	...	...	...	7	7	4	–	–
307	74	81	–	34	8	23	–	23	–	17	–	5.6	10300	82	6	–	4.8	58	83	1	1	1	3	1
308	31	58	–	23	26	10	1	10	–	8	–	5.3	9100	63	2	...	...	...	...	1	1	1	1	–
309	50	76	–	36	14	14	–	12	–	9	–	6.1	6500	56	4	...	...	...	...	1	1	1	2	–
310	28	100	–	36	7	9	–	9	–	7	–	5.3	9100	100	1	...	...	...	...	2	2	1	1	–
311	38	100	–	34	8	12	–	8	–	7	–	6.1	9600	100	5	–	2.8	...	100	1	1	1	2	–
312	67	96	–	54	3	12	–	12	–	10	–	6.3	5600	90	2	...	...	...	...	4	4	–	1	–
313	52	71	–	50	10	14	1	12	–	8	–	5.8	6200	63	6	1	4.2	84	83	4	3	3	1	–
314	52	100	–	50	4	11	–	11	–	10	–	5.7	10500	100	1	...	...	...	...	2	2	–	1	–
315	69	94	–	49	12	17	1	10	–	8	–	6.5	8900	75	9	1	4.7	61	100	2	2	3	5	1
316	58	81	–	48	9	18	3	10	–	12	1	6.1	6200	83	3	...	...	...	...	2	1	3	3	–
317	56	91	–	50	5	14	–	12	–	9	–	5.6	7100	78	4	...	...	...	...	3	3	1	3	–
318	10	50	–	–	50	10	1	6	–	4	...	...	...	...	4	...	...	...	...	–	–	6	–	–
401	70	61	–	49	13	20	2	15	–	15	1	5.5	7100	47	3	...	...	...	...	3	2	1	6	–
402#	54	59	–	50	2	19	4	8	–	6	–	6.3	8300	67	10	4	3.6	70	50	3	2	4	2	1
403#	65	59	–	57	6	21	1	6	–	6	–	5.0	...	50	8	–	3.5	60	38	6	6	2	4	–

[Data exclude vacant seasonal and vacant migratory housing units. For minimum base for derived figures (percent, average, etc.) and meaning of symbols, see text]

Blocks Within Census Tracts	Total population	Percent of total population				Year-round housing units				Occupied housing units												
								Units in—		Owner					Renter					1.01 or more persons per room				
		Negro	In group quarters	Under 18 years	62 years and over	Total	Lacking some or all plumbing facilities	One-unit structures	Structures of 10 or more units	Total	Lacking some or all plumbing facilities	Average number of rooms	Average value (dollars)	Percent Negro	Total	Lacking some or all plumbing facilities	Average number of rooms	Average contract rent (dollars)	Percent Negro	Total	With all plumbing facilities	One-person households	With female head of family	With roomers, boarders, or lodgers
404#	54	46	-	59	4	17	-	10	-	5	-	5.6	6700	40	7	-	3.9	76	43	5	5	2	1	1
405	34	82	-	53	12	9	-	9	-	6	-	5.7	...	83	2	...	...	...	...	1	1	1	-	-
406#	60	92	-	43	7	19	-	16	-	11	-	5.7	10800	82	6	-	4.5	72	100	1	1	-	2	2
407#	58	40	-	53	7	15	-	9	-	6	-	4.8	...	33	9	-	4.0	61	22	7	7	2	1	-
408#	38	18	-	34	11	15	-	12	-	8	-	5.3	8100	25	5	-	4.4	61	20	1	1	2	2	-
409	24	17	-	21	21	11	1	11	-	7	-	5.1	7700	14	1	...	...	...	...	-	-	1	1	-
410	35	29	-	23	17	15	1	9	-	8	-	5.5	9500	25	6	1	3.7	88	-	2	2	4	1	1
411	39	80	-	36	5	12	1	9	-	9	-	6.0	11300	67	2	...	...	...	...	2	2	-	1	-
412	47	60	-	49	13	12	-	12	-	11	-	6.0	12800	46	1	...	...	...	...	3	3	2	1	-
413	38	66	-	32	5	12	-	10	-	9	-	6.9	11800	67	3	...	...	...	...	1	1	1	2	-
414	38	29	-	50	8	10	-	10	-	9	-	6.1	8400	22	-	-	-	-	-	2	2	2	1	-
415#	39	-	-	44	10	15	-	5	-	3	...	...	...	-	10	-	3.5	77	-	3	3	3	1	-
416	15	-	-	47	13	8	1	7	-	4	...	...	...	-	3	...	...	...	-	1	1	2	3	-
417	6	-	-	-	67	5	-	3	-	3	...	...	...	-	2	...	...	...	-	-	-	4	-	1
418#	38	21	-	26	16	22	-	6	-	6	-	5.7	8200	17	10	-	3.3	77	10	1	1	6	-	-
419#	27	15	-	11	33	18	-	10	-	7	-	5.3	6200	-	7	-	2.9	66	14	1	1	5	1	-
501	4	...	...	...	...	3	...	...	...	...	...	...	...	...	...	...	...	...	...	...	...	...	...	...
502	2	...	...	...	...	1	...	...	...	...	...	...	...	...	...	...	...	...	...	...	...	...	...	...
503#	48	96	-	8	52	38	-	11	-	1	...	...	...	...	...	...	...	...	...	...	...	...	...	...
504#	66	97	-	42	9	31	5	18	-	8	2	5.3	5300	100	36	-	3.3	38	97	-	-	28	3	-
505	78	100	-	46	13	28	1	14	-	10	-	5.5	7500	100	16	2	3.9	53	100	4	3	8	5	2
506	87	60	-	43	6	27	-	17	1	22	-	5.0	8800	50	12	1	3.3	58	100	6	6	4	8	-
507	71	99	-	49	11	20	1	16	-	16	1	5.4	6800	94	3	...	...	...	...	4	4	4	5	1
508	30	93	-	27	23	12	-	12	-	10	-	5.9	7500	100	3	...	...	...	...	4	3	5	4	-
509	38	100	-	29	21	14	-	14	-	10	-	5.6	7200	100	-	-	-	-	-	-	-	1	1	-
510	41	100	-	27	34	17	3	13	-	9	2	5.1	6100	100	3	...	...	...	...	-	-	3	1	-
511#	32	100	-	31	6	12	-	12	-	4	...	...	...	...	8	1	4.4	50	100	2	2	7	1	-
512	88	99	-	48	6	39	-	29	-	1	...	...	...	...	5	-	5.2	51	100	1	1	-	2	-
513	93	98	-	41	9	40	-	30	-	1	...	...	...	...	33	-	3.8	49	100	3	3	9	17	-
514	21	100	-	24	29	12	1	11	-	6	-	6.0	...	100	39	-	3.8	53	97	3	3	15	19	-
															2	...	...	...	...	-	-	3	-	-
515	32	97	-	13	59	21	4	18	-	11	1	4.5	7000	91	9	3	3.1	48	100	-	-	12	-	-
516	29	100	-	38	17	13	1	12	-	5	-	6.2	...	100	5	-	5.2	...	100	-	-	2	2	-
517	37	100	-	46	16	14	-	12	-	9	-	6.0	8500	100	4	...	...	...	...	1	1	3	5	1
518	43	95	-	28	23	19	-	15	-	7	-	4.6	7300	100	6	-	5.0	47	83	3	3	3	1	-
519#	58	100	-	29	22	22	1	17	-	14	1	5.6	6500	100	5	-	3.8	56	100	3	3	3	3	-
520	20	100	-	45	10	8	1	5	-	2	...	...	...	...	5	-	4.0	57	100	1	1	2	2	-
522	32	97	-	47	9	11	1	9	-	7	-	5.9	6700	86	1	...	...	...	...	-	-	1	3	-
523	39	90	-	23	15	19	1	13	-	12	-	5.6	7200	83	5	1	3.2	47	100	1	1	7	5	2
524	20	100	-	30	20	7	-	7	-	5	-	5.4	...	100	-	-	-	-	-	1	1	-	2	1
525	8	100	-	13	25	5	-	5	-	4	...	...	...	...	1	...	...	...	...	-	-	2	2	-
526	45	100	-	42	4	13	2	9	-	7	1	5.0	5700	100	5	1	4.4	55	100	4	3	1	3	-
527#	39	100	-	49	3	14	4	4	-	3	...	...	...	...	8	3	3.6	79	100	4	2	3	1	1
4	3817	2	-	35	15	1505	75	877	85	639	30	5.2	8700	1	746	36	3.8	67	3	129	122	371	177	32
102	-	-	-	-	-	1	...	...	...	...	...	...	...	-	...	...	...	...	-	...	...	...	...	...
103	25	100	-	36	4	13	1	5	-	4	...	...	...	...	5	1	4.0	...	100	-	-	3	2	-
104	1	...	...	...	...	1	...	...	...	...	...	...	...	...	...	...	...	...	...	...	...	...	...	...
105	2	...	...	...	...	1	...	...	...	...	...	...	...	...	...	...	...	...	...	...	...	...	...	...
106	10	-	-	20	30	6	1	1	1	...	...	...	...	...	...	...	...	...	...	...	...	...	...	...
107	3	...	...	...	...	3	...	...	...	-	-	-	-	-	6	1	4.3	33	-	-	-	3	1	-
108	36	19	-	44	17	12	3	9	-	...	...	...	...	...	...	...	...	...	...	...	...	...	...	...
109	61	15	-	33	30	30	-	3	8	3	...	...	...	...	9	1	4.6	73	22	1	1	4	2	-
110	120	-	-	33	34	60	1	17	14	1	...	...	...	...	29	-	3.8	42	7	3	3	16	5	-
										-	-	-	-	-	60	1	3.4	43	-	3	3	28	17	-
111	36	-	-	50	6	13	-	7	1	-	-	-	-	-	13	-	4.1	49	-	-	-	3	5	-
113	6	17	-	17	33	3	...	...	...	...	...	...	...	...	...	...	...	...	...	...	...	...	...	...
114	90	7	-	52	9	29	2	6	7	-	-	-	-	-	29	2	4.0	46	7	3	3	6	15	-
115	74	1	-	45	18	31	-	8	8	1	...	...	...	...	30	-	3.7	45	3	2	2	15	9	-
116	29	59	24	55	7	7	1	4	-	2	...	...	...	...	3	...	...	...	...	2	2	2	2	1
117	32	19	-	31	28	14	3	5	-	6	-	5.7	...	-	7	3	3.6	70	43	1	1	4	2	2
118	-	-	-	-	-	1	...	...	...	...	...	...	...	-	...	...	...	...	-	...	...	...	...	...
120	26	-	-	50	15	7	-	5	-	4	...	...	...	-	3	...	...	...	-	...	...	...	...	...
201	24	-	-	29	21	10	1	8	-	4	...	...	...	-	...	...	...	...	-	2	2	1	-	-
202	85	-	-	33	2	31	1	14	7	8	-	5.3	8100	-	6	-	4.7	60	-	-	-	3	1	-
															22	1	3.9	78	-	1	1	3	1	-
203	55	-	-	36	9	22	3	13	-	9	2	5.0	8100	-	9	1	3.6	82	-	2	1	3	4	-
204	43	-	-	26	16	20	-	13	-	9	-	5.2	8700	-	10	-	3.8	87	-	1	1	8	2	-
205	7	-	-	-	14	7	-	-	-	1	...	...	...	-	3	...	...	...	-	...	...	...	...	...
206	36	-	-	44	6	12	2	9	-	3	...	...	...	-	7	2	4.6	103	-	1	-	1	-	1
207	35	-	-	37	11	13	-	5	-	6	-	5.8	...	-	7	-	3.3	85	-	1	1	5	2	-
208	26	-	-	12	27	15	-	1	-	-	-	-	-	-	14	-	3.8	67	-	-	-	6	2	2
209	161	-	-	22	8	86	3	14	39	15	1	4.8	9600	-	63	2	2.7	80	-	4	4	30	2	4
210#	48	-	-	33	4	22	-	7	-	5	-	5.6	...	-	15	-	3.7	87	-	2	2	8	3	1
211	40	-	-	45	10	12	1	5	-	4	...	...	...	-	8	-	5.1	66	-	3	3	3	2	-
212	37	-	-	49	5	14	2	11	-	5	1	4.4	...	-	7	1	3.7	67	-	3	2	4	1	1
213	52	-	-	39	8	25	-	8	-	4	...	...	...	-	16	-	3.9	72	-	3	3	9	1	-
214	12	-	-	8	58	9	-	3	-	5	-	5.6	...	-	3	...	...	...	-	-	-	4	1	-
215	57	-	-	25	9	24	-	9	-	8	-	6.0	9100	-	15	-	3.5	72	-	1	1	7	2	-
216	71	-	-	28	13	26	-	14	-	11	-	6.6	9600	-	11	-	3.9	83	-	4	4	3	3	4
217	37	-	-	38	14	10	-	7	-	8	-	5.5	12900	-	1	...	...	...	-	2	2	1	2	1
218	27	-	-	15	41	15	-	6	-	5	-	3.6	...	-	10	-	3.2	52	-	-	-	8	1	-
219	20	-	-	30	5	9	1	9	-	2	...	...	...	-	5	1	3.0	74	-	2	1	1	-	-
221	32	-	-	19	22	13	1	13	-	12	1	4.5	6600	-	1	...	...	...	-	1	1	4	2	-
222	47	-	-	19	30	19	1	11	-	7	1	5.3	6200	-	11	-	4.2	74	-	1	1	3	3	-
223	26	-	-	23	15	10	-	8	-	3	...	...	...	-	6	-	3.7	77	-	1	1	2	1	-
224	35	-	-	34	26	19	3	7	-	4	...	...	...	-	12	3	3.0	67	-	2	2	7	2	-
225	44	-	-	34	11	19	-	8	-	9	-	5.7	...	-	8	-	4.3	80	-	1	1	6	2	-
226	39	-	-	26	21	17	-	13	-	11	-	5.7	13900	-	5	-	4.0	...	-	-	-	4	-	1
227	29	-	-	38	21	10	-	8	-	8	-	4.9	9400	-	2	...	...	...	-	1	1	1	1	-
301	19	-	-	26	26	10	1	9	-	5	-	5.6	7700	-	2	...	...	...	-	-	-	-	1	-
302	150	-	-	35	16	56	4	33	-	35	2	5.6	11000	-	15	1	4.2	81	-	3	3	8	6	3

[Data exclude vacant seasonal and vacant migratory housing units. For minimum base for derived figures (percent, average, etc.) and meaning of symbols, see text]

Blocks Within Census Tracts	Total population	Percent of total population: Negro	Percent of total population: In group quarters	Percent of total population: Under 18 years	Percent of total population: 62 years and over	Year-round housing units: Total	Year-round housing units: Lacking some or all plumbing facilities	Year-round housing units: Units in — One-unit structures	Year-round housing units: Units in — Structures of 10 or more units	Occupied housing units: Owner: Total	Owner: Lacking some or all plumbing facilities	Owner: Average number of rooms	Owner: Average value (dollars)	Owner: Percent Negro	Occupied housing units: Renter: Total	Renter: Lacking some or all plumbing facilities	Renter: Average number of rooms	Renter: Average contract rent (dollars)	Renter: Percent Negro	1.01 or more persons per room: Total	1.01 or more persons per room: With all plumbing facilities	One-person households	With female head of family	With roomers, boarders, or lodgers
303	133	–	–	38	17	50	2	35	–	30	–	5.7	11300	–	12	2	3.5	76	–	3	3	9	2	1
304	59	–	–	41	9	19	–	15	–	11	–	6.3	8200	–	6	–	4.2	78	–	2	2	2	–	–
305	40	–	–	25	15	18	–	11	–	8	–	5.0	10000	–	9	–	3.8	86	–	1	1	3	3	–
306	167	–	–	37	11	59	3	37	–	30	2	5.5	10800	–	23	1	4.1	85	–	8	7	13	2	–
307	116	–	–	29	14	53	–	25	–	22	–	5.2	11500	–	27	–	3.9	88	–	3	3	17	2	–
308	21	–	–	19	38	11	–	6	–	4	...	...	...	–	6	–	3.2	61	–	–	–	5	1	–
309#	15	–	–	40	7	7	–	2	–	2	...	...	...	–	5	–	3.4	78	–	–	–	4	2	–
310	14	–	–	29	7	4	...	...	...	...	...	...	...	–	...	...	...	...	–	...	...	...	...	...
311	32	–	–	19	34	15	–	13	–	11	–	5.3	11500	–	3	...	...	...	–	1	1	4	–	1
312	33	–	–	27	6	12	–	9	–	5	–	5.0	9300	–	7	–	4.0	72	–	–	–	3	–	–
313	28	–	–	25	25	10	–	10	–	7	–	5.1	10500	–	3	...	...	...	–	–	–	1	–	–
314	42	–	–	21	29	16	–	14	–	13	–	5.2	8900	–	3	...	...	...	–	–	–	2	–	–
315	44	–	–	30	23	19	–	17	–	12	–	5.1	8000	–	7	–	4.4	69	–	1	1	6	1	1
316	38	–	–	37	8	17	–	12	–	9	–	5.0	11400	–	3	...	...	...	–	2	2	2	–	–
317	39	–	–	41	13	13	–	13	–	12	–	4.8	7200	–	–	–	–	–	–	2	2	3	–	1
318	49	–	–	41	22	21	1	14	–	10	1	3.7	5100	–	6	–	3.5	63	–	4	4	4	5	–
319	75	–	–	47	8	23	2	12	–	10	–	5.4	7600	–	11	2	3.9	84	–	3	3	2	4	–
320	34	–	–	27	21	18	2	13	–	12	–	4.9	9300	–	4	...	...	...	–	–	–	6	2	–
401	183	–	–	38	13	59	3	47	–	48	2	4.8	8100	–	9	1	3.9	89	–	9	9	12	7	2
402	28	–	–	21	29	12	–	11	–	8	–	4.9	6800	–	4	...	...	...	–	1	1	5	1	–
403	36	–	–	39	19	11	–	7	–	8	–	5.5	8800	–	3	...	...	...	–	–	–	–	3	–
404	18	–	–	28	22	9	–	9	–	3	...	...	...	–	6	–	3.5	63	–	–	–	3	–	–
405	27	–	–	30	26	10	2	10	–	6	2	4.3	5700	–	4	...	...	...	–	–	–	2	2	–
406	113	–	–	37	19	43	1	37	–	28	1	4.8	7100	–	13	–	3.7	82	–	5	5	8	8	–
407	73	–	–	40	7	24	6	20	–	13	2	4.6	8700	–	8	1	4.3	66	–	5	4	4	3	–
409	124	–	–	38	11	42	2	34	–	14	1	4.7	8300	–	24	1	4.3	69	–	4	4	6	3	2
410	137	–	–	40	15	39	1	36	–	26	1	4.9	6500	–	13	–	5.0	56	–	6	6	3	2	1
411	11	–	–	55	18	4	...	...	...	...	...	...	...	–	...	...	...	...	–	...	...	...	...	...
412	35	–	–	23	3	13	1	10	–	7	1	5.1	6700	–	5	–	4.0	...	–	–	–	–	1	1
413	43	–	–	33	21	17	4	15	–	11	2	4.5	5900	–	2	...	...	...	–	3	3	1	3	–
414	40	–	–	35	5	12	1	8	–	6	–	6.2	...	–	5	1	3.6	...	–	2	2	2	2	–
415	17	–	–	47	–	5	–	1	–	1	...	...	...	–	4	...	...	...	–	1	1	–	2	–
416	89	–	–	49	9	24	3	20	–	13	2	5.4	6400	–	11	1	4.0	55	–	5	5	3	2	–
418	3	...	...	...	...	1	...	...	...	...	...	...	...	...	...	...	...	...	...	...	...	...	...	...
419	16	–	–	13	13	8	–	5	–	6	–	4.8	5700	–	1	...	...	...	–	–	–	2	1	–
5	4819	–	–	34	12	1727	101	1357	1	1085	39	4.8	9100	–	547	48	4.0	73	–	172	157	327	118	45
103	61	–	–	20	23	34	1	23	–	14	–	4.7	9100	–	14	1	3.8	67	–	3	3	8	2	1
104	9	–	–	44	22	9	–	–	–	–	–	–	–	–	5	–	2.4	45	–	1	1	3	2	–
106	56	–	–	34	7	22	–	14	–	11	–	4.7	8800	–	9	–	3.9	63	–	1	1	3	6	–
107	30	–	–	27	20	14	–	10	–	8	–	5.3	9700	–	4	...	...	...	–	–	–	2	1	1
108	58	–	–	38	10	22	–	15	–	8	–	5.5	11300	–	10	–	4.0	60	–	5	5	5	–	1
109	48	–	–	42	8	15	1	10	–	9	1	5.6	9600	–	6	–	3.8	75	–	1	1	1	1	–
110	25	–	–	44	12	10	4	4	–	1	...	...	...	–	8	4	3.4	66	–	–	–	3	1	–
112	5	–	–	–	80	3	...	...	...	...	...	...	...	–	...	...	...	...	–	...	...	...	...	...
113	28	–	–	43	7	9	–	9	–	6	–	6.2	9200	–	3	...	...	...	–	1	1	2	1	1
114	39	–	–	36	15	13	1	11	–	7	–	6.3	9100	–	6	1	4.2	65	–	–	–	3	–	–
201	61	–	–	25	12	26	1	12	–	12	–	5.9	9600	–	9	1	3.3	80	–	2	2	6	1	3
204	33	–	–	33	3	12	–	5	–	6	–	5.7	...	–	5	–	4.0	86	–	–	–	–	2	–
206	1	...	...	...	...	1	...	...	...	...	...	...	...	...	...	...	...	...	...	...	...	...	...	...
207	54	–	–	39	11	15	1	13	–	8	–	5.1	9500	–	7	1	4.0	79	–	2	2	2	1	1
208	2	...	...	...	...	1	...	...	...	...	...	...	...	...	...	...	...	...	...	...	...	...	...	...
209	29	–	–	21	24	13	1	11	–	9	1	5.6	9700	–	4	...	...	...	–	–	–	6	1	1
210	76	–	–	40	17	26	1	17	–	12	–	5.0	10600	–	12	–	4.2	86	–	3	3	2	2	–
211	71	–	–	31	10	29	1	15	–	9	–	5.8	8700	–	20	1	4.0	69	–	1	1	8	2	–
212	56	–	–	38	16	17	1	17	–	11	–	4.9	7800	–	6	1	4.8	62	–	2	2	2	–	1
213	28	–	–	14	21	16	–	14	–	9	–	5.2	11000	–	6	–	3.7	92	–	–	–	8	2	1
214	17	–	–	47	12	4	...	...	...	...	...	...	...	–	...	...	...	...	–	...	...	...	...	...
215	10	–	–	–	40	6	–	6	–	3	...	...	...	–	3	...	...	...	–	–	–	2	–	–
217	67	–	–	37	24	28	3	14	–	12	–	4.7	7400	–	15	3	3.9	74	–	4	4	13	–	–
218	65	–	–	31	20	25	–	25	–	18	–	4.4	8300	–	7	–	4.4	55	–	1	1	7	–	–
219	43	–	–	37	5	17	3	9	–	4	...	...	...	–	11	2	3.7	90	–	2	2	2	2	1
220	28	–	–	43	18	10	1	8	–	7	1	5.1	8200	–	2	...	...	...	–	1	1	3	–	–
221	25	–	–	28	20	9	1	9	–	9	1	5.3	8100	–	–	–	–	–	–	–	–	–	2	–
222	28	–	–	29	25	10	–	10	–	7	–	5.0	7300	–	3	...	...	...	–	2	2	2	–	–
223	23	–	–	35	9	8	1	8	–	6	1	4.0	7900	–	2	...	...	...	–	2	1	2	1	–
224	32	–	–	38	9	10	–	10	–	9	–	4.9	6400	–	1	...	...	...	–	2	2	4	1	–
225	48	–	–	40	15	13	1	9	–	8	–	5.0	6900	–	5	1	4.0	85	–	3	3	2	–	1
226	37	–	–	43	11	10	1	10	–	7	1	4.9	5100	–	2	...	...	...	–	3	2	–	4	1
227	50	–	–	42	6	18	–	12	1	7	–	4.9	6900	–	7	–	2.7	59	–	5	5	4	2	1
228	23	–	–	9	9	12	–	5	–	2	...	...	...	–	9	–	2.8	90	–	–	–	2	1	1
229	38	–	–	37	3	16	4	11	–	4	...	...	...	–	8	3	3.1	78	–	2	2	3	2	–
230	29	–	–	31	10	10	3	8	–	7	–	5.3	7100	–	3	...	...	...	–	2	1	3	2	1
231	40	–	–	48	13	11	–	11	–	9	–	4.3	6100	–	2	...	...	...	–	3	3	3	1	–
232	40	–	–	33	10	14	1	12	–	7	–	5.0	7500	–	6	1	3.7	63	–	1	–	1	1	–
233	20	–	–	25	20	10	–	8	–	5	–	4.2	5700	–	5	–	4.0	79	–	–	–	5	1	–
234	39	–	–	59	3	8	1	6	–	5	1	5.4	5700	–	3	...	...	...	–	2	2	1	1	–
235	27	–	–	33	11	8	2	8	–	4	...	...	...	–	4	...	...	...	–	1	1	1	–	–
236	29	–	–	28	7	10	2	8	–	2	...	...	...	–	7	2	3.7	62	–	2	1	1	1	1
301	100	–	–	39	6	32	4	28	–	19	4	4.9	8700	–	13	–	3.9	67	–	7	6	7	2	–
302	315	–	–	43	5	93	14	89	–	70	6	4.8	10600	–	17	4	4.5	61	–	13	12	9	5	2
303	52	–	–	25	15	23	7	21	–	14	3	4.3	7600	–	6	2	3.2	40	–	4	2	5	3	1
304	51	–	–	33	8	21	3	21	–	15	2	4.4	6300	–	3	...	...	...	–	2	2	1	1	–
305	68	–	–	43	6	20	3	20	–	12	–	5.0	6800	–	8	3	4.0	53	–	4	3	4	1	1
306	54	–	–	37	11	19	2	19	–	12	1	4.3	6200	–	7	1	3.9	49	–	2	1	4	3	1
307	55	–	–	46	6	14	3	13	–	11	3	4.5	5400	–	2	...	...	...	–	4	3	1	2	–
308	74	–	–	46	10	20	3	20	–	14	1	4.4	7200	–	5	2	3.6	72	–	6	4	2	2	–
309#	68	–	–	32	15	25	–	24	–	8	–	5.1	8400	–	14	–	4.1	67	–	3	3	3	–	–
311	63	–	–	40	3	17	–	17	–	17	–	5.1	13900	–	–	–	–	–	–	–	–	–	1	–

[Data exclude vacant seasonal and vacant migratory housing units. For minimum base for derived figures (percent, average, etc.) and meaning of symbols, see text]

Blocks Within Census Tracts	Total population	Percent of total population				Year-round housing units				Occupied housing units													
								Units in—		Owner					Renter					1.01 or more persons per room				
		Negro	In group quarters	Under 18 years	62 years and over	Total	Lacking some or all plumbing facilities	One-unit structures	Structures of 10 or more units	Total	Lacking some or all plumbing facilities	Average number of rooms	Average value (dollars)	Percent Negro	Total	Lacking some or all plumbing facilities	Average number of rooms	Average contract rent (dollars)	Percent Negro	Total	With all plumbing facilities	One-person households	With female head of family	With roomers, boarders, or lodgers
312	82	–	–	38	5	24	–	24	–	22	–	4.9	13000	–	2	...	...	...	–	1	1	1	–	–
401	38	–	–	40	5	11	–	11	–	10	–	5.1	9300	–	1	...	...	...	–	1	1	1	1	–
402#	229	–	–	19	16	109	1	6	–	101	1	4.3	...	–	8	–	4.3	85	–	–	–	39	6	–
403	66	–	–	44	5	18	–	18	–	14	–	4.5	8000	–	4	...	...	...	–	3	3	2	2	–
404	76	–	–	40	8	23	–	20	–	13	–	4.7	8700	–	10	–	3.7	66	–	7	7	3	2	–
405	30	–	–	23	30	12	–	12	–	9	–	4.2	9800	–	3	...	...	...	–	1	1	2	–	1
406	46	–	–	39	13	15	–	14	–	8	–	4.9	13200	–	7	–	4.6	87	–	1	1	1	1	–
407	43	–	–	35	12	13	–	13	–	11	–	5.4	10200	–	2	...	...	...	–	1	1	1	–	–
408	60	–	–	30	17	20	–	20	–	17	–	4.8	9200	–	3	...	...	...	–	–	–	2	–	2
409	68	–	–	37	6	25	2	23	–	17	–	4.8	9100	–	6	–	4.0	88	–	2	2	2	1	–
410	33	–	–	30	9	10	–	10	–	8	–	5.1	14500	–	2	...	...	...	–	–	–	–	–	1
411	25	–	–	36	16	7	1	7	–	7	1	5.3	9100	–	–	–	–	–	–	–	–	–	1	1
413	48	–	–	33	4	18		16	–	8	–	4.9	10000	–	9	–	4.1	80	–	2	2	3	–	1
414	62	–	–	34	13	23	–	16	–	16	–	4.9	10300	–	7	–	3.4	94	–	3	3	7	2	–
415	33	–	–	21	36	14	1	14	–	12	1	5.3	10800	–	2	...	...	...	–	1	1	4	–	–
416	50	–	–	36	10	18	–	17	–	14	–	4.7	10300	–	3	...	...	...	–	–	–	3	1	1
417	27	–	–	33	4	9	–	9	–	5	–	4.8	12000	–	3	...	...	...	–	1	1	–	1	–
418	4	...	...	...	...	2	...	...	...	...	...	...	...	...	...	...	...	...	...	...	...	...	...	...
419	2	...	...	...	...	1	...	...	...	...	...	...	...	...	...	...	...	...	...	...	...	...	...	...
420	23	–	–	22	4	9	2	8	–	5	2	3.2	6600	–	4	...	...	...	–	–	–	3	1	2
421	33	–	–	42	6	9	–	9	–	7	–	4.9	9500	–	2	...	...	...	–	1	1	1	–	–
501	30	–	–	27	20	11	–	11	–	6	–	4.8	6600	–	5	–	4.4	...	–	1	1	2	1	–
503	36	–	–	33	25	16	–	12	–	10	–	5.5	8400	–	3	...	...	...	–	2	2	3	–	–
504	63	–	–	38	8	22	2	19	–	14	–	5.5	7800	–	4	...	...	...	–	2	2	3	3	–
505	75	–	–	41	15	25	–	19	–	18	–	5.3	7800	–	6	–	3.5	84	–	4	4	5	1	–
506	62	–	–	15	16	27	1	23	–	17	–	4.8	8800	–	9	1	4.4	90	–	1	1	6	1	2
507	57	–	–	30	12	26	1	16	–	13	–	5.2	9700	–	8	–	3.9	85	–	2	2	5	1	–
508	65	–	–	34	17	22	–	14	–	11	–	5.9	8300	–	10	–	3.6	77	–	3	3	6	–	1
509	69	1	–	28	9	29	2	23	–	12	1	4.8	8400	–	15	1	4.2	76	–	–	–	6	1	1
510	63	–	–	24	13	27	–	23	–	18	–	4.9	8700	–	6	–	3.7	55	–	2	2	5	2	2
511#	67	–	–	40	8	21	3	15	–	13	–	5.0	10500	–	7	2	3.6	83	–	2	2	3	3	–
512	44	–	–	43	–	14	–	11	–	9	–	5.0	10700	–	4	...	...	...	–	2	2	2	1	–
513	61	–	–	21	12	22	–	22	–	18	–	4.3	9000	–	4	...	...	...	–	2	2	2	2	–
514	59	–	–	25	14	21	2	17	–	11	1	5.1	8000	–	10	1	4.0	96	–	1	1	2	4	3
515	47	–	–	28	19	21	–	16	–	11	–	4.8	7600	–	7	–	4.3	76	–	1	1	4	2	–
516	81	–	–	43	4	20	–	20	–	12	–	4.7	7700	–	8	–	5.1	81	–	4	4	2	1	–
517	67	2	–	34	13	23	3	20	–	15	2	4.5	7600	–	8	1	4.8	73	–	1	–	6	–	1
518	66	–	–	35	12	22	2	22	–	16	1	4.6	8600	–	6	1	3.8	65	–	2	2	4	1	–
519	68	–	–	41	3	22	–	20	–	16	–	4.8	10000	–	5	–	4.6	107	–	2	2	1	2	–
520	72	–	–	47	8	21	–	21	–	15	–	4.8	9400	–	6	–	4.2	88	–	2	2	3	3	2
521	44	–	–	11	43	22	–	19	–	14	–	4.6	8800	–	8	–	3.5	53	–	–	–	7	1	–
522	54	–	–	32	17	20	1	20	–	15	–	4.7	9800	–	4	...	...	...	–	1	1	5	–	–
523	63	–	–	30	14	25	–	18	–	14	–	4.8	9800	–	9	–	3.7	87	–	3	3	6	1	1
6	3001	–	1	27	17	1341	75	490	85	412	5	5.5	8700	–	808	62	3.6	79	–	80	73	392	113	51
101	3	...	...	...	...	2	...	...	...	...	...	...	...	...	...	...	...	...	...	...	...	...	...	...
102	32	–	–	6	28	24	2	5	–	4	...	...	...	–	14	1	3.4	57	–	–	–	7	1	1
103	28	–	–	29	25	14	1	4	–	2	...	...	...	–	11	1	3.9	57	–	–	–	6	2	–
104	119	–	–	20	19	49	1	22	–	19	–	5.7	10400	–	28	1	3.8	75	–	3	3	9	8	4
105	81	–	–	14	17	37	–	23	–	16	–	5.8	14100	–	19	–	4.1	80	–	–	–	9	2	2
106	51	–	–	10	18	27	1	5	–	6	–	6.0	...	–	20	1	3.2	81	–	–	–	10	1	–
107	58	–	–	24	26	28	–	8	–	8	–	5.3	...	–	19	–	4.3	74	–	–	–	10	3	–
108	47	–	–	21	28	23	–	10	–	8	–	5.4	8700	–	13	–	4.6	65	–	–	–	7	3	–
109	49	–	–	4	35	34	3	7	–	4	...	...	...	–	26	3	3.3	73	–	–	–	15	3	2
110	27	–	4	–	63	25	1	4	–	4	...	...	...	–	18	1	3.0	70	–	–	–	18	–	1
111	31	–	–	3	32	21	5	–	–	2	...	...	...	–	18	5	2.6	63	–	1	1	11	–	1
112	71	–	–	25	32	44	1	2	31	3	...	...	...	–	35	1	3.2	85	–	2	2	22	3	–
113	62	–	–	24	15	25	1	5	–	5	–	5.6	...	–	20	1	4.1	80	–	–	–	5	3	–
115	11	–	–	18	36	9	–	5	–	2	...	...	...	–	5	–	4.8	...	–	–	–	5	–	–
116	80	–	–	30	19	28	–	20	–	16	–	5.1	8800	–	9	–	4.7	95	–	2	2	2	5	1
117	25	–	–	12	36	12	–	2	–	4	...	...	...	–	8	–	4.0	80	–	–	–	4	4	1
118	78	–	–	42	8	27	–	8	–	7	–	5.7	11300	–	20	–	3.6	83	–	1	1	8	2	1
119	57	–	–	25	26	31	–	5	–	5	–	5.8	...	–	22	–	3.5	75	–	1	1	11	3	2
120	53	–	–	9	19	33	1	7	–	8	–	5.0	...	–	22	1	3.0	87	–	2	2	14	–	1
121	56	–	–	14	25	40	9	3	–	8	–	5.3	...	–	25	7	3.0	63	–	2	1	20	2	2
201	114	4	–	17	18	68	5	8	–	16	–	6.1	10400	–	36	4	3.5	87	3	3	2	19	3	7
202	98	–	–	11	9	53	–	7	36	5	–	6.4	...	–	46	–	3.3	96	–	1	1	18	4	6
203	72	–	–	22	17	33	–	5	–	6	–	6.0	...	–	24	–	4.0	88	–	1	1	8	2	1
204	94	–	–	31	7	33	–	9	–	10	–	6.3	8000	–	22	–	4.2	77	–	3	3	7	6	–
205	95	–	–	25	10	37	1	17	–	9	–	6.0	9000	–	23	1	3.8	107	–	3	3	9	5	4
206	66	–	–	23	24	28	1	18	–	17	–	5.4	8100	–	10	1	4.4	80	–	–	–	8	2	1
207	74	–	–	42	12	23	–	18	–	17	–	5.6	8200	–	6	–	5.0	83	–	2	2	4	3	–
208	112	–	–	38	12	43	3	15	–	16	1	5.6	11600	–	25	2	4.1	85	–	3	2	11	7	1
209	192	–	–	34	8	81	14	10	18	15	–	4.9	6800	–	55	12	2.9	76	–	13	10	19	5	–
210	201	2	4	38	8	75	13	19	–	18	–	5.7	9100	–	51	10	3.4	78	4	8	8	23	4	4
212	66	–	–	36	20	24	3	14	–	8	1	5.0	4800	–	15	2	3.7	73	–	4	4	5	1	–
214	72	–	–	38	17	25	2	14	–	4	...	...	...	–	18	2	4.2	60	–	4	4	7	4	1
215	38	–	–	24	24	19	–	12	–	9	–	5.7	7200	–	8	–	3.5	78	–	–	–	8	2	–
217	8	–	–	38	–	3	...	...	...	...	...	...	...	...	...	...	...	...	...	...	...	...	...	...
301	3	–	–	–	–	1	...	...	...	...	...	...	...	...	...	...	...	...	...	...	...	...	...	...
304	7	–	–	14	29	2	...	...	...	...	...	...	...	...	...	...	...	...	...	...	...	...	...	...
308	22	–	–	50	9	6	–	6	–	3	...	...	...	–	3	...	...	...	–	1	1	1	–	–
310#	56	–	27	20	43	22	1	7	–	7	1	5.7	11300	–	13	–	3.8	70	–	1	1	8	2	1
312	17	–	–	18	29	7	–	7	–	5	–	5.2	8300	–	2	...	...	...	–	–	–	2	1	–
313	23	–	–	24	16	13	–	9	–	6	–	4.5	5700	–	5	–	3.6	86	–	–	–	2	1	1
314#	49	–	–	31	6	19	1	9	–	7	1	5.3	8700	–	10	–	3.6	76	–	3	2	4	1	–
315	38	–	–	42	11	9	–	9	–	5	–	6.4	5700	–	4	...	...	...	–	1	1	2	1	–
316	56	–	–	18	14	25	3	14	–	12	–	5.8	8300	–	13	3	3.5	86	–	–	–	8	–	1
317	106	–	–	25	14	44	–	26	–	23	–	5.0	6700	–	19	–	4.0	74	–	1	1	4	5	1

[Data exclude vacant seasonal and vacant migratory housing units. For minimum base for derived figures (percent, average, etc.) and meaning of symbols, see text]

Blocks Within Census Tracts	Total population	Percent of total population				Year-round housing units				Occupied housing units											
								Units in—		Owner					Renter					1.01 or more persons per room				
		Negro	In group quarters	Under 18 years	62 years and over	Total	Lacking some or all plumbing facilities	One-unit structures	Structures of 10 or more units	Total	Lacking some or all plumbing facilities	Average number of rooms	Average value (dollars)	Percent Negro	Total	Lacking some or all plumbing facilities	Average number of rooms	Average contract rent (dollars)	Percent Negro	Total	With all plumbing facilities	One-person households	With female head of family	With roomers, boarders, or lodgers
318	47	–	–	38	6	19	–	13	–	9	–	5.0	6200	–	6	–	4.7	92	–	2	2	1	1	1
319	70	–	–	44	7	22	2	11	–	10	–	5.8	8100	–	12	2	3.5	90	–	3	3	6	3	–
320	32	–	–	38	9	10	–	9	–	7	–	5.4	8400	–	3	...	...	...	–	2	2	–	2	–
321	154	–	–	33	21	64	–	51	–	34	–	5.3	7100	–	23	–	4.1	80	–	6	6	14	3	1
7	3327	–	14	15	19	1331	18	698	109	616	6	5.9	18200	–	609	11	3.7	106	–	34	32	361	72	111
101	56	–	–	7	30	26	–	25	–	24	–	5.6	29900	–	2	...	...	...	–	1	1	6	2	2
102	33	–	–	12	36	20	–	9	–	6	–	6.3	18800	–	14	–	3.7	133	–	1	1	11	1	–
103	79	1	87	–	1	4	...	...	...	...	...	...	...	...	...	...	...	...	...	...	...	...	...	...
104	28	–	–	18	14	9	–	9	–	7	–	6.7	24500	–	2	...	...	...	–	–	–	–	1	–
105	77	–	38	5	12	21	–	8	1	6	–	5.5	...	–	15	–	3.4	120	–	1	1	3	1	5
106	46	–	35	9	13	12	–	7	–	7	–	7.3	36600	–	5	–	3.6	...	–	–	–	3	–	3
107	59	2	22	5	31	29	–	11	1	8	–	6.8	31700	–	19	–	3.1	115	5	–	–	18	1	3
108	81	–	52	4	6	18	–	2	–	2	...	...	...	–	15	–	4.5	113	–	1	1	5	2	1
109	30	–	23	3	20	15	–	5	–	4	...	...	...	–	9	–	3.1	95	–	–	–	6	–	1
110	17	–	41	–	41	7	1	5	–	4	...	...	...	–	2	...	...	...	–	–	–	2	1	–
111	21	–	–	14	19	11	1	8	–	3	...	...	...	–	7	–	4.6	117	–	–	–	3	1	–
112	66	9	9	8	30	26	–	26	–	25	–	6.0	31500	–	1	...	...	...	...	–	–	7	–	2
113	43	–	–	19	23	16	–	9	–	12	–	5.8	19700	–	4	...	...	...	–	1	1	2	1	2
114	82	–	7	20	12	34	–	21	9	22	–	6.8	24300	–	11	–	2.8	131	–	–	–	12	1	1
115	44	–	–	2	11	19	–	4	–	3	...	...	...	–	15	–	3.9	131	–	–	–	3	–	2
116	7	–	–	–	–	7	–	–	1	–	–	–	–	–	4	...	...	...	–	...	...	...	...	...
117	30	–	–	–	30	20	–	4	1	4	...	...	...	–	16	–	2.4	100	–	1	1	11	–	1
118	54	2	50	6	24	18	–	1	14	3	...	...	...	...	13	–	2.3	95	–	1	1	9	1	–
119	46	–	15	7	15	14	3	5	–	7	1	5.3	...	–	6	2	4.2	127	–	2	1	–	2	5
120	40	–	–	8	40	25	4	7	–	8	1	5.3	17300	–	16	3	2.9	111	–	1	–	15	2	2
121	52	–	–	2	44	36	2	8	18	8	1	5.1	14100	–	26	1	2.8	84	–	–	–	22	–	3
122	38	–	16	8	26	14	–	14	–	8	–	5.5	17500	–	6	–	4.2	111	–	–	–	3	–	1
123	89	1	20	17	25	30	–	25	–	25	–	6.4	20900	–	3	...	...	...	...	–	–	5	1	3
124	41	–	–	24	5	15	–	13	–	9	–	5.6	16900	–	6	–	5.2	126	–	–	–	–	1	–
201	43	–	–	23	9	17	–	7	1	5	–	6.8	15500	–	9	–	3.3	128	–	–	–	1	–	1
202	60	–	–	25	12	25	–	20	–	16	–	5.2	13600	–	8	–	4.3	109	–	–	–	4	4	1
204	13	–	–	23	39	6	–	5	–	5	–	6.4	14500	–	–	–	–	–	–	–	–	1	–	–
206	30	–	–	–	33	17	–	5	–	5	–	5.8	13300	–	12	–	3.3	95	–	–	–	6	–	–
207	52	–	14	21	10	18	–	6	–	7	–	5.0	...	–	10	–	4.0	88	–	1	1	4	1	1
208	43	–	–	28	12	17	2	4	–	5	–	6.4	...	–	12	2	3.4	90	–	1	1	5	2	–
209	55	–	27	4	7	18	–	4	–	6	–	5.8	...	–	12	–	3.3	108	–	1	1	6	–	1
210	31	–	–	10	23	14	–	6	–	6	–	6.5	20300	–	8	–	4.3	94	–	–	–	8	1	2
211	37	–	–	27	16	15	–	7	–	3	...	...	...	–	12	–	4.4	89	–	1	1	3	–	2
212	42	–	–	24	17	15	–	7	–	8	–	5.6	14800	–	6	–	4.3	94	–	1	1	3	2	3
213	50	–	46	16	14	10	–	6	–	7	–	6.1	14200	–	3	...	...	...	–	1	1	3	–	1
214	41	–	–	32	12	22	2	6	–	7	–	5.7	...	–	14	1	4.0	71	–	–	–	13	2	1
215	81	–	7	14	26	32	–	24	–	23	–	5.6	15900	–	8	–	4.3	122	–	2	2	7	3	1
216	52	–	–	27	21	19	–	15	–	12	–	6.3	14800	–	7	–	5.0	92	–	–	–	2	1	–
217	67	–	–	43	9	20	–	10	–	12	–	6.8	14400	–	7	–	3.6	106	–	–	–	2	2	1
219	37	–	–	35	14	10	–	10	–	9	–	7.3	16900	–	1	...	...	...	–	–	–	1	1	1
220	24	–	–	8	25	10	–	8	–	9	–	6.0	18100	–	1	...	...	...	–	–	–	2	1	1
221	30	–	83	7	3	2	...	...	...	...	...	...	...	–	...	...	...	...	–	...	...	...	...	...
222	39	–	100	–	–	–	–	–	–	–	–	–	–	–	–	–	–	–	–	–	–	–	–	–
223	56	–	80	4	9	5	–	3	–	3	...	...	...	–	2	...	...	...	–	–	–	1	2	–
224	95	–	–	25	13	84	–	10	62	14	–	5.9	17000	–	23	–	3.7	138	–	3	3	11	3	3
225	53	–	–	23	23	19	–	12	–	9	–	5.8	11600	–	10	–	4.8	105	–	–	–	2	–	2
226	70	–	–	13	31	31	–	15	–	18	–	6.3	14200	–	12	–	3.1	89	–	–	–	9	3	1
227	69	–	15	32	16	20	–	14	–	14	–	6.4	12900	–	6	–	4.3	108	–	1	1	3	2	–
228	40	–	–	10	28	23	–	14	–	14	–	5.6	18300	–	7	–	4.3	111	–	–	–	6	1	1
229	46	–	–	22	20	26	–	3	–	1	...	...	...	–	21	–	3.9	108	–	–	–	9	2	–
233	24	–	–	17	29	10	–	10	–	7	–	5.7	13400	–	3	...	...	...	–	–	–	1	1	–
304	26	–	–	–	19	12	–	6	–	2	...	...	...	–	10	–	4.4	115	–	–	–	3	1	3
305	71	–	–	7	34	32	–	32	–	30	–	5.5	14300	–	1	...	...	...	–	–	–	7	–	3
306	56	–	32	14	14	16	–	11	1	5	–	5.0	...	–	10	–	3.9	89	–	–	–	2	–	2
307	29	–	–	10	10	14	–	8	–	5	–	5.4	13300	–	8	–	4.1	134	–	–	–	5	1	–
308	37	–	–	19	24	17	–	8	–	11	–	5.8	16900	–	6	–	3.2	102	–	–	–	5	1	3
309	59	2	15	10	17	20	–	8	–	9	–	5.0	...	–	8	–	3.3	124	–	1	1	–	–	5
310	37	–	19	–	16	12	–	8	–	5	–	6.0	20300	–	7	–	5.0	102	–	–	–	2	1	2
311	41	–	–	15	27	19	–	11	–	7	–	5.9	16000	–	11	–	3.5	105	–	–	–	4	2	2
312	16	–	–	–	44	10	–	8	–	6	–	5.7	12700	–	4	...	...	...	–	–	–	5	–	3
313	35	–	20	23	11	15	–	5	–	2	...	...	...	–	12	–	3.5	101	–	–	–	9	1	–
314	73	–	–	26	27	29	–	27	–	24	–	5.3	15500	–	5	–	5.0	106	–	2	2	8	2	1
315	22	–	–	9	5	8	–	4	–	4	...	...	...	–	4	...	...	...	–	–	–	–	1	1
316	28	–	29	–	36	13	–	9	–	6	–	5.5	14600	–	4	...	...	...	–	1	1	3	–	4
317	61	–	–	30	16	27	–	8	–	7	–	6.9	...	–	19	–	3.7	81	–	1	1	11	1	1
318	21	–	–	10	10	11	–	9	–	6	–	5.0	13300	–	4	...	...	...	–	–	–	2	3	2
319	25	–	–	–	20	14	–	5	–	3	...	...	...	–	11	–	3.1	95	–	–	–	6	–	3
320	23	–	–	9	26	10	–	7	–	6	–	5.7	14300	–	4	...	...	...	–	–	–	4	2	1
321	29	–	–	–	24	14	–	8	–	5	–	4.6	...	–	8	–	3.5	174	–	1	1	4	–	4
322	21	–	–	29	33	8	–	8	–	5	–	5.4	11300	–	2	...	...	...	–	1	1	2	–	1
323	5	–	–	–	20	2	...	...	...	...	...	...	...	–	...	...	...	...	–	...	...	...	...	...
324	51	–	–	41	8	15	–	13	–	10	–	5.3	13900	–	4	...	...	...	–	3	3	4	–	1
325	20	–	–	15	5	11	–	4	–	3	...	...	...	–	7	–	3.9	83	–	–	–	3	1	1
326	102	–	–	15	23	51	3	27	–	19	1	5.5	16100	–	27	2	3.9	92	–	1	1	10	2	7
8	5788	1	6	28	14	1959	16	1567	128	1322	11	5.7	19900	–	591	4	4.1	115	2	64	64	335	119	78
101	2	...	...	...	...	1	...	...	...	...	...	...	...	...	...	...	...	...	...	...	...	...	...	...
102	35	–	43	9	17	9	2	2	–	3	...	...	...	–	6	2	3.0	80	–	1	1	3	–	2
103	23	4	35	4	26	7	–	4	–	3	...	...	...	...	4	...	...	...	...	–	–	2	–	2
104	120	4	98	6	31	1	...	...	...	...	...	...	...	...	...	...	...	...	...	...	...	...	...	...
107	27	15	–	26	–	9	–	1	–	–	–	–	–	–	9	–	4.3	141	11	1	1	1	–	1
108	8	–	–	25	38	3	...	...	...	...	...	...	...	–	...	...	...	...	–	...	...	...	...	...
109	22	–	–	59	9	4	...	...	...	...	...	...	...	–	...	...	...	...	–	...	...	...	...	...

[Data exclude vacant seasonal and vacant migratory housing units. For minimum base for derived figures (percent, average, etc.) and meaning of symbols, see text]

Blocks Within Census Tracts	Total population	Percent of total population				Year-round housing units				Occupied housing units												
								Units in—		Owner					Renter					1.01 or more persons per room				
		Negro	In group quarters	Under 18 years	62 years and over	Total	Lacking some or all plumbing facilities	One-unit structures	Structures of 10 or more units	Total	Lacking some or all plumbing facilities	Average number of rooms	Average value (dollars)	Percent Negro	Total	Lacking some or all plumbing facilities	Average number of rooms	Average contract rent (dollars)	Percent Negro	Total	With all plumbing facilities	One-person households	With female head of family	With roomers, boarders, or lodgers
110	49	14	–	39	4	12	–	10	–	2	...	...	...	...	10	–	5.8	149	10	3	3	–	–	–
111	5	–	–	20	20	3	...	...	...	...	...	...	...	...	...	...	...	...	...	...	...	...	...	...
113	23	–	–	35	30	8	–	8	–	4	...	...	...	–	3	...	...	...	–	1	1	–	1	1
114	31	–	–	13	36	11	–	11	–	9	–	6.1	22200	–	2	...	...	...	–	–	–	–	–	2
118	17	–	–	12	18	7	–	7	–	3	...	...	...	–	3	...	...	...	–	–	–	1	–	–
119	25	–	–	12	24	11	–	9	–	8	–	5.8	17200	–	3	...	...	...	–	1	1	3	–	2
120	6	–	–	–	17	2	...	...	...	...	...	...	...	–	...	...	...	...	–	...	...	...	...	...
121	21	5	33	–	29	7	1	4	–	4	...	...	...	...	3	...	...	...	...	–	–	3	1	–
122	7	–	–	14	–	3	...	...	...	...	...	...	...	–	...	...	...	...	–	...	...	...	...	...
123	38	3	–	5	18	20	–	8	–	3	...	...	...	...	17	–	3.6	101	6	–	–	7	–	–
125	29	–	24	10	14	9	–	9	–	8	–	5.1	19200	–	1	...	...	...	–	–	–	3	1	1
126	59	–	41	14	20	13	–	9	–	7	–	6.7	...	–	6	–	4.8	...	–	1	1	4	2	1
127	37	–	19	14	16	13	–	7	–	8	–	5.3	12900	–	5	–	4.0	113	–	–	–	4	3	1
128	43	–	–	26	12	18	–	9	–	10	–	6.6	18300	–	7	–	3.7	99	–	1	1	5	1	3
129	77	5	21	9	10	34	–	3	13	5	–	4.4	...	–	29	–	3.0	78	7	1	1	14	1	1
201	87	1	9	20	16	34	–	26	–	25	–	6.2	15400	–	9	–	3.9	86	–	1	1	12	1	5
202#	30	–	–	20	10	10	–	10	–	5	–	4.6	16000	–	5	–	4.8	122	–	1	1	3	3	1
203	97	–	–	10	29	43	2	33	–	28	2	5.8	16000	–	15	–	3.8	94	–	2	2	11	–	5
204	87	1	43	10	15	19	1	14	–	13	–	5.9	14200	–	6	1	5.2	88	–	1	1	3	1	2
205#	44	–	–	16	36	23	–	16	–	12	–	5.3	18300	–	10	–	3.6	82	–	–	–	11	2	–
206	40	–	–	18	15	15	–	13	–	9	–	6.1	18800	–	6	–	5.5	141	–	–	–	2	–	1
207	44	–	–	30	18	19	–	17	–	14	–	5.6	14400	–	4	...	...	...	–	–	–	7	3	2
208	35	–	–	29	34	14	–	14	–	12	–	5.4	14700	–	2	...	...	...	–	–	–	6	–	1
209#	51	–	–	45	8	16	–	15	–	11	–	5.3	13200	–	5	–	4.2	93	–	2	2	6	1	1
210	6	–	–	–	67	2	...	...	...	...	...	...	...	–	...	...	...	...	–	...	...	...	...	...
212#	17	–	–	29	12	8	–	2	–	2	...	...	...	–	6	–	2.8	102	–	1	1	3	1	–
213	2	...	...	...	...	2	...	...	...	...	...	...	...	...	...	...	...	...	...	...	...	...	...	...
214	27	–	–	44	22	9	–	9	–	6	–	5.3	13800	–	3	...	...	...	–	–	–	3	2	–
215	27	–	–	22	22	13	–	11	–	9	–	5.0	12500	–	4	...	...	...	–	–	–	2	5	–
216	28	–	–	18	25	13	–	11	–	11	–	5.7	16100	–	2	...	...	...	–	–	–	3	1	–
217	29	–	–	31	10	12	1	12	–	10	1	5.1	13800	–	2	...	...	...	–	–	–	5	2	–
218	14	–	–	–	36	6	–	6	–	6	–	5.2	12500	–	–	–	–	–	–	–	–	1	–	–
219	28	–	–	39	11	8	–	8	–	7	–	6.0	15400	–	1	...	...	...	–	2	2	1	–	–
220	33	–	–	15	39	10	–	8	–	8	–	5.3	15900	–	2	...	...	...	–	–	–	1	3	–
221	3	...	...	...	...	1	...	...	...	...	...	...	...	...	...	...	...	...	...	...	...	...	...	...
222	45	2	–	27	7	17	–	10	–	7	–	4.3	10000	14	10	–	3.6	110	–	2	2	4	1	1
224	5	–	–	–	60	3	...	...	...	...	...	...	...	–	...	...	...	...	–	...	...	...	...	...
225	68	–	–	21	12	32	1	9	19	9	–	5.0	9700	–	23	1	3.2	111	–	2	2	12	2	–
227	31	–	–	16	7	13	–	7	–	2	...	...	...	–	11	–	4.1	89	–	–	–	2	–	–
301	13	–	–	15	15	7	–	7	–	4	...	...	...	–	2	...	...	...	–	–	–	2	–	1
302	33	–	–	18	18	14	–	12	–	11	–	5.2	11700	–	3	...	...	...	–	–	–	3	–	–
303	41	–	–	37	20	15	–	15	–	12	–	4.5	9400	–	3	...	...	...	–	2	2	3	1	–
304	25	–	–	20	12	8	–	7	–	6	–	6.0	16500	–	2	...	...	...	–	–	–	–	–	1
305	117	–	–	26	11	51	1	27	14	18	–	5.1	10800	–	31	–	3.2	101	–	1	1	16	3	3
307	105	–	91	–	86	5	1	5	–	4	...	...	...	–	–	–	–	–	–	...	...	...	...	...
316	106	–	–	8	26	63	1	14	46	11	1	5.4	15200	–	46	–	4.1	136	–	–	–	20	5	2
317	75	8	–	8	3	44	–	12	28	5	–	5.6	13300	–	38	–	2.4	95	11	–	–	19	–	6
322	91	–	–	10	9	48	–	1	7	–	–	–	–	–	47	–	4.0	139	–	–	–	14	3	5
325	24	–	–	8	–	12	–	–	–	–	–	–	–	–	12	–	4.2	145	–	–	–	3	2	1
401	358	–	–	35	9	114	–	112	–	96	–	5.2	18500	–	16	–	4.9	105	–	3	3	8	5	1
402	62	–	–	39	3	17	–	17	–	17	–	5.6	25300	–	–	–	–	–	–	1	1	–	2	–
403	9	–	–	44	–	3	...	...	...	...	...	...	...	–	...	...	...	...	–	...	...	...	...	...
404	37	–	–	30	8	10	–	10	–	10	–	5.6	22400	–	–	–	–	–	–	1	1	–	–	–
405	60	–	–	40	2	20	–	20	–	16	–	5.8	21500	–	2	...	...	...	–	1	1	1	2	–
407	29	–	–	31	21	10	–	10	–	9	–	5.8	18300	–	1	...	...	...	–	–	–	1	–	1
408	7	–	–	29	14	5	–	5	–	4	...	...	...	–	–	–	–	–	–	...	...	...	...	...
409	46	–	–	30	2	14	–	14	–	11	–	5.6	23400	–	3	...	...	...	–	–	–	–	1	1
410	27	–	–	26	15	11	–	11	–	11	–	5.5	23300	–	–	–	–	–	–	–	–	2	1	–
411	19	–	–	16	16	8	–	8	–	8	–	5.5	21700	–	–	–	–	–	–	–	–	–	1	–
413	30	–	–	20	27	11	–	11	–	10	–	6.1	17900	–	1	...	...	...	–	–	–	1	1	–
414	28	–	–	29	21	12	–	12	–	9	–	5.1	16100	–	2	...	...	...	–	–	–	3	–	–
415	31	–	–	23	3	11	–	11	–	9	–	5.0	13800	–	2	...	...	...	–	–	–	1	–	–
416	31	–	–	36	13	11	–	11	–	10	–	4.6	13000	–	1	...	...	...	–	1	1	1	2	–
419	46	–	–	22	30	17	–	17	–	14	–	5.1	14400	–	3	...	...	...	–	–	–	2	1	–
501	21	–	–	52	–	5	–	5	–	2	...	...	...	–	3	...	...	...	–	–	–	–	–	–
502	37	–	–	43	5	11	–	11	–	9	–	5.7	16300	–	2	...	...	...	–	–	–	2	2	–
503	28	–	–	25	29	10	–	9	–	10	–	5.7	20300	–	–	–	–	–	–	–	–	–	1	–
504	45	–	–	29	7	16	–	16	–	11	–	5.9	20200	–	5	–	5.2	122	–	–	–	1	1	–
505	34	–	–	41	18	10	–	10	–	10	–	6.2	23800	–	–	–	–	–	–	1	1	–	–	–
506	38	–	–	34	18	13	–	13	–	12	–	6.0	22300	–	1	...	...	...	–	–	–	1	1	–
507	53	–	–	28	17	17	–	17	–	16	–	6.0	19300	–	1	...	...	...	–	1	1	2	–	–
508	288	–	–	33	14	92	1	91	–	84	1	5.2	18100	–	7	–	5.4	164	–	4	4	4	3	2
511	65	–	–	45	6	17	1	17	–	14	1	5.9	21000	–	3	...	...	...	–	1	1	–	2	–
512	27	–	–	26	7	8	–	8	–	7	–	5.6	21300	–	1	...	...	...	–	–	–	–	1	–
513	49	–	–	35	4	16	–	16	–	15	–	5.7	20100	–	1	...	...	...	–	–	–	2	2	1
514	35	–	–	49	11	10	–	10	–	7	–	7.3	25500	–	–	–	–	–	–	1	1	–	–	–
515	171	–	–	39	12	51	–	51	–	32	–	5.4	15300	–	19	–	5.3	135	–	4	4	4	5	2
516	90	–	–	39	7	26	1	26	–	24	1	5.6	17900	–	2	...	...	...	–	–	–	1	1	–
517	56	–	–	34	9	16	–	16	–	13	–	5.5	18000	–	3	...	...	...	–	1	1	1	–	–
518	41	–	–	37	7	14	–	14	–	13	–	5.8	18100	–	1	...	...	...	–	–	–	3	1	–
519	172	–	–	34	3	63	1	45	–	39	1	5.9	20900	–	16	–	3.8	145	–	–	–	6	3	2
520	26	–	–	46	–	7	–	7	–	7	–	5.4	17500	–	–	–	–	–	–	1	1	1	1	1
521	28	–	–	50	4	7	–	7	–	7	–	6.0	19500	–	–	–	–	–	–	1	1	1	–	–
522	30	–	–	37	–	9	–	5	–	5	–	6.0	20500	–	4	...	...	...	–	–	–	1	–	–
523	141	–	–	36	10	46	–	45	–	40	–	5.8	19700	–	5	–	4.4	110	–	–	–	3	3	1
526	17	–	–	12	29	7	–	7	–	7	–	5.3	19300	–	–	–	–	–	–	–	–	1	1	4
527	68	–	–	35	13	24	1	22	–	20	1	6.3	18800	–	2	...	...	...	–	–	–	1	1	–
528	80	–	–	41	13	25	–	25	–	19	–	6.0	17200	–	6	–	4.8	112	–	1	1	4	–	–
529	2	...	...	...	...	1	...	...	...	...	...	...	...	...	...	...	...	...	...	...	...	3	1	–
601	121	–	–	17	42	6	–	6	–	6	–	4.8	20400	–	–	–	–	–	–	–	–	2	–	–

[Data exclude vacant seasonal and vacant migratory housing units. For minimum base for derived figures (percent, average, etc.) and meaning of symbols, see text]

Blocks Within Census Tracts	Total population	Percent of total population: Negro	Percent of total population: In group quarters	Percent of total population: Under 18 years	Percent of total population: 62 years and over	Year-round housing units: Total	Year-round housing units: Lacking some or all plumbing facilities	Year-round housing units: Units in — One-unit structures	Year-round housing units: Units in — Structures of 10 or more units	Occupied housing units: Owner: Total	Owner: Lacking some or all plumbing facilities	Owner: Average number of rooms	Owner: Average value (dollars)	Owner: Percent Negro	Occupied housing units: Renter: Total	Renter: Lacking some or all plumbing facilities	Renter: Average number of rooms	Renter: Average contract rent (dollars)	Renter: Percent Negro	1.01 or more persons per room: Total	1.01 or more persons per room: With all plumbing facilities	One-person households	With female head of family	With roomers, boarders, or lodgers
602	44	–	–	36	21	16	–	16	–	11	–	6.2	27200	–	4	...	...	...	–	1	1	3	2	–
603	39	–	–	15	28	15	–	15	–	14	–	6.4	28700	–	1	...	...	...	–	–	–	2	–	–
604	26	–	–	4	35	13	–	13	–	12	–	6.9	32900	–	–	–	–	–	–	–	–	2	–	–
605	35	–	–	23	6	12	–	12	–	12	–	6.5	38100	–	–	–	–	–	–	–	–	1	1	–
606	102	–	–	38	10	29	–	28	–	23	–	5.7	23100	–	5	–	5.8	161	–	1	1	2	2	–
608	53	–	–	45	2	15	–	15	–	11	–	5.0	14400	–	4	...	...	...	–	–	–	1	1	1
609	39	–	–	33	8	13	–	13	–	9	–	5.2	14700	–	4	...	...	...	–	–	–	2	1	–
610	50	–	–	30	–	17	–	12	–	11	–	5.6	16300	–	6	–	4.0	138	–	–	–	1	1	1
611	55	–	–	58	4	13	–	13	–	10	–	5.4	15500	–	3	...	...	...	–	3	3	2	1	–
612	36	–	–	17	6	21	–	8	–	7	–	5.3	16300	–	13	–	2.8	103	–	–	–	10	2	–
614	26	–	–	39	8	7	–	5	–	5	–	5.2	16800	–	2	...	...	...	–	–	–	–	–	1
615	22	–	–	14	–	6	–	6	–	6	–	6.0	21000	–	–	–	–	–	–	–	–	–	–	1
616	71	–	–	32	7	20	–	20	–	19	–	5.6	20300	–	1	...	...	...	–	–	–	–	2	–
617	80	4	–	38	5	22	–	22	–	22	–	5.5	21400	5	–	–	–	–	–	2	2	2	2	–
618	88	–	–	42	2	25	–	25	–	21	–	5.9	19800	–	4	...	...	...	–	1	1	2	2	–
619	77	–	–	43	12	21	–	21	–	19	–	6.2	29100	–	1	...	...	...	–	1	1	–	–	–
620	34	–	–	29	6	11	–	11	–	11	–	6.6	49300	–	–	–	–	–	–	–	–	–	–	–
621	25	–	–	48	–	6	–	6	–	6	–	8.2	48300	–	–	–	–	–	–	–	–	–	–	–
622	32	–	–	41	13	8	–	8	–	7	–	7.6	42900	–	1	...	...	...	–	2	2	–	–	1
623	34	–	–	29	12	12	–	12	–	12	–	7.0	45600	–	–	–	–	–	–	1	1	1	–	–
625	17	–	–	29	24	7	–	7	–	6	–	7.7	40800	–	–	–	–	–	–	–	–	1	1	–
626	21	–	–	19	33	7	–	7	–	7	–	6.7	32500	–	–	–	–	–	–	–	–	1	1	–
627	31	–	–	39	7	8	–	8	–	8	–	8.8	42200	–	–	–	–	–	–	–	–	–	–	–
628	60	–	–	38	15	20	–	20	–	15	–	6.5	24100	–	3	...	...	...	–	1	1	2	1	1
9	11950	2	55	16	3	1709	5	1532	33	1436	4	6.1	26900	–	253	1	4.7	135	2	41	41	167	67	45
101	110	–	–	34	7	35	–	32	–	28	–	5.5	17500	–	7	–	4.7	124	–	1	1	6	1	2
102	13	–	–	31	–	4	...	...	...	...	...	...	...	–	...	...	...	...	–	...	...	...	...	...
103	10	–	–	40	–	3	...	...	...	...	...	...	...	–	...	...	...	...	–	...	...	...	...	...
104	467	2	77	12	–	27	–	25	–	22	–	6.1	18600	–	5	–	4.6	115	–	2	2	2	1	–
105	115	–	–	46	3	29	–	29	–	25	–	5.9	19200	–	4	...	...	...	–	4	4	1	1	–
106	99	–	–	46	4	24	–	24	–	20	–	5.9	17900	–	4	...	...	...	–	1	1	1	–	–
107	206	–	–	51	–	49	–	48	–	43	–	6.1	20100	–	6	–	6.0	143	–	2	2	–	3	1
201	429	1	2	38	4	129	–	115	1	101	–	6.3	26300	1	28	–	5.3	152	–	2	2	14	4	2
202	51	–	–	28	14	18	1	17	–	16	1	5.4	17900	–	2	...	...	...	–	–	–	2	–	–
203	70	–	9	33	4	20	–	20	–	16	–	5.7	18700	–	4	...	...	...	–	1	1	–	3	1
204	51	–	–	33	8	15	–	15	–	12	–	6.4	18900	–	3	...	...	...	–	1	1	–	1	–
205	77	–	–	43	4	22	1	22	–	17	1	5.5	17700	–	5	–	5.0	138	–	1	1	1	2	1
206	95	–	–	41	7	26	–	26	–	21	–	6.1	18500	–	5	–	6.2	151	–	1	1	3	3	–
207	131	–	–	40	5	37	–	37	–	32	–	5.8	17900	–	5	–	5.4	167	–	–	–	3	2	–
208	56	–	–	39	–	17	–	17	–	14	–	5.7	17900	–	3	...	...	...	–	1	1	3	–	1
209	176	4	–	34	1	57	–	31	19	27	–	6.2	27300	–	30	–	3.2	92	10	5	5	3	2	2
210#	3479	2	93	2	–	98	–	11	4	83	–	4.2	36000	–	15	–	3.7	76	7	3	3	11	–	2
211#	2987	3	87	5	1	121	–	114	7	91	–	6.2	25900	–	28	–	5.1	128	–	3	3	13	3	7
212	47	–	–	28	13	16	–	16	–	16	–	5.9	18300	–	–	–	–	–	–	–	–	1	1	–
213	38	–	–	29	11	13	–	13	–	12	–	5.9	18900	–	1	...	...	...	–	1	1	2	2	1
214	37	–	–	43	11	10	–	10	–	9	–	7.0	27800	–	1	...	...	...	–	–	–	1	–	–
215	51	–	–	22	10	18	–	18	–	15	–	6.0	21000	–	2	...	...	...	–	–	–	2	–	2
216	31	–	–	36	7	10	–	10	–	9	–	6.9	24700	–	1	...	...	...	–	–	–	1	–	–
217	62	–	–	26	23	21	–	21	–	21	–	6.5	30800	–	–	–	–	–	–	–	–	2	1	2
218	36	–	–	3	11	16	–	15	–	14	–	6.6	27600	–	1	...	...	...	–	–	–	1	1	–
301	114	–	–	34	15	35	–	35	–	34	–	7.5	46400	–	1	...	...	...	–	–	–	4	2	1
302	28	–	–	36	11	8	–	7	–	7	–	8.9	53200	–	1	...	...	...	–	–	–	–	–	2
303	23	–	–	35	30	9	–	9	–	9	–	7.8	43300	–	–	–	–	–	–	–	–	3	–	–
305	23	–	35	13	9	5	–	5	–	5	–	6.4	31000	–	–	–	–	–	–	–	–	–	1	–
306	50	–	28	20	22	13	–	13	–	13	–	7.1	43400	–	–	–	–	–	–	–	–	2	1	–
307	31	–	–	42	13	8	–	8	–	8	–	8.5	45000	–	–	–	–	–	–	–	–	1	–	–
308	53	–	–	43	2	12	–	12	–	12	–	8.3	44800	–	–	–	–	–	–	–	–	–	–	–
309	20	–	–	40	30	7	–	7	–	7	–	7.7	46400	–	–	–	–	–	–	–	–	2	–	–
310	32	–	–	41	13	9	–	9	–	8	–	7.8	44400	–	1	...	...	...	–	–	–	–	–	–
311	11	–	–	36	9	4	...	...	...	...	...	...	...	–	...	...	...	...	–	...	...	...	...	...
312	6	–	–	–	17	2	...	...	...	...	...	...	...	–	...	...	...	...	–	...	...	...	...	...
313	202	1	87	6	2	6	–	5	1	5	–	7.6	56500	–	1	...	...	...	...	–	–	–	–	–
314	16	–	–	19	31	6	–	6	–	6	–	7.3	48300	–	–	–	–	–	–	–	–	1	–	–
315	13	–	–	31	8	5	–	5	–	4	...	...	...	–	1	...	...	...	–	–	–	1	–	–
316	20	–	–	35	5	6	–	6	–	5	–	7.0	48300	–	–	–	–	–	–	–	–	–	–	1
317	2	...	...	...	...	1	...	...	...	...	...	...	...	...	...	...	...	...	...	...	...	...	...	...
318	60	10	33	17	5	16	–	16	–	13	–	5.5	23800	–	3	...	...	...	...	1	1	4	–	1
401	44	–	–	39	18	14	–	14	–	14	–	6.4	30000	–	–	–	–	–	–	–	–	2	1	–
402	20	–	–	45	10	7	–	7	–	6	–	6.8	40000	–	1	...	...	...	–	–	–	3	1	–
403	22	–	–	14	23	9	–	9	–	8	–	6.3	41600	–	–	–	–	–	–	–	–	–	–	–
404	30	–	–	33	7	11	–	11	–	9	–	6.9	34400	–	1	...	...	...	–	–	–	1	–	–
405	152	–	76	8	4	16	–	14	1	10	–	6.9	42400	–	3	...	...	...	–	–	–	3	–	–
406	21	–	–	5	33	9	–	9	–	9	–	7.0	39700	–	–	–	–	–	–	–	–	1	–	–
407	33	–	–	36	24	11	–	11	–	11	–	7.1	40900	–	–	–	–	–	–	–	–	1	–	–
408	56	–	–	34	16	20	–	17	–	13	–	6.8	41500	–	7	–	5.0	218	–	–	–	6	–	–
409	13	–	–	–	8	9	–	9	–	7	–	6.3	38900	–	–	–	–	–	–	–	–	2	1	–
410	15	–	–	27	7	5	–	5	–	5	–	6.8	43500	–	–	–	–	–	–	–	–	–	–	–
411	50	–	–	38	6	15	–	15	–	15	–	6.2	26800	–	–	–	–	–	–	–	–	2	–	–
412	5	–	–	60	–	1	...	...	...	...	...	...	...	–	...	...	...	...	–	...	...	...	...	...
413	19	–	–	42	5	6	–	6	–	6	–	4.7	13900	–	–	–	–	–	–	–	–	1	–	–
414	22	–	–	36	5	7	–	7	–	5	–	5.0	14500	–	1	...	...	...	–	–	–	–	–	1
415	27	–	–	26	11	10	–	8	–	6	–	5.3	19300	–	4	...	...	...	–	–	–	3	1	1
416	75	–	–	25	7	27	–	27	–	19	–	5.7	20000	–	7	–	5.0	134	–	1	1	4	1	4
417	76	–	–	36	12	24	1	24	–	22	1	5.6	18000	–	2	...	...	...	–	–	–	2	1	–
418	31	–	–	29	3	12	–	12	–	11	–	5.5	19300	–	1	...	...	...	–	–	–	3	1	1
419	57	–	–	19	9	22	1	21	–	20	–	5.7	23100	–	2	...	...	...	–	–	–	2	1	3
420#	58	–	–	36	9	18	–	12	–	13	–	5.9	24100	–	5	–	3.6	120	–	1	1	3	3	–
421	20	–	–	10	30	9	–	9	–	9	–	5.2	18800	–	–	–	–	–	–	–	–	1	–	–

[Data exclude vacant seasonal and vacant migratory housing units. For minimum base for derived figures (percent, average, etc.) and meaning of symbols, see text]

Blocks Within Census Tracts	Percent of total population				Year-round housing units				Occupied housing units												
							Units in—		Owner					Renter					1.01 or more persons per room				
	Total population	Negro	In group quarters	Under 18 years	62 years and over	Total	Lacking some or all plumbing facilities	One-unit structures	Structures of 10 or more units	Total	Lacking some or all plumbing facilities	Average number of rooms	Average value (dollars)	Percent Negro	Total	Lacking some or all plumbing facilities	Average number of rooms	Average contract rent (dollars)	Percent Negro	Total	With all plumbing facilities	One-person households	With female head of family	With roomers, boarders, or lodgers
422	68	–	–	25	16	29	–	29	–	24	–	5.1	15800	–	3	...	...	...	–	–	–	5	2	1
423	19	–	–	21	11	6	–	6	–	6	–	6.5	27500	–	–	–	–	–	–	–	–	–	–	–
424	27	–	–	41	7	8	–	8	–	8	–	6.3	27800	–	–	–	–	–	–	–	–	–	–	–
425	28	–	–	36	14	7	–	7	–	6	–	6.2	25600	–	1	...	...	...	–	1	1	–	–	–
426	28	–	–	32	4	8	–	8	–	7	–	6.1	28400	–	1	...	...	...	–	–	–	–	1	1
427	113	–	5	39	4	29	–	28	–	27	–	6.4	27400	–	2	...	...	...	–	–	–	2	–	2
429	52	–	–	21	10	19	–	19	–	14	–	6.0	27300	–	4	...	...	...	–	1	1	1	–	–
430	35	–	–	23	17	14	–	14	–	13	–	6.2	28600	–	1	...	...	...	–	–	–	2	1	–
431	59	–	–	37	3	17	–	17	–	16	–	5.6	23200	–	1	...	...	...	–	–	–	1	1	–
432	28	–	–	25	18	10	–	10	–	9	–	5.7	26700	–	1	...	...	...	–	1	1	–	1	–
433	80	–	–	28	6	27	–	25	–	25	–	6.0	26300	–	2	...	...	...	–	–	–	3	2	–
434	61	–	–	26	5	19	1	19	–	17	1	6.4	27800	–	2	...	...	...	–	–	–	–	–	–
435	52	–	–	25	12	18	–	18	–	18	–	6.3	26900	–	–	–	–	–	–	–	–	2	–	–
436	46	–	–	24	11	16	–	16	–	16	–	6.2	27600	–	–	–	–	–	–	–	–	1	1	–
437	64	–	–	44	6	16	–	16	–	16	–	6.6	28800	–	–	–	–	–	–	1	1	–	1	–
438	41	–	–	27	10	13	–	13	–	13	–	6.3	31100	–	–	–	–	–	–	–	–	–	1	–
501	254	–	–	44	5	68	–	68	–	60	–	6.5	28000	–	8	–	5.3	115	–	3	3	4	4	1
502	34	–	–	35	9	12	–	12	–	11	–	6.2	23100	–	1	...	...	...	–	–	–	2	–	–
503	37	–	–	35	5	11	–	11	–	11	–	6.2	27200	–	–	–	–	–	–	–	–	–	–	–
504	11	–	–	18	46	4	...	...	...	...	...	...	...	–	...	...	...	...	–	...	...	...	...	...
505	43	–	–	30	12	15	–	15	–	14	–	5.8	28100	–	1	...	...	...	–	–	–	3	1	–
506	41	–	–	27	2	11	–	11	–	11	–	6.9	36600	–	–	–	–	–	–	–	–	–	1	–
507	30	–	–	33	3	8	–	8	–	8	–	6.6	36300	–	–	–	–	–	–	–	–	–	–	–
508	13	–	–	54	–	3	...	...	...	...	...	...	...	–	...	...	...	...	–	...	...	...	...	...
510	26	–	–	46	–	7	–	5	–	5	–	5.2	19500	–	2	...	...	...	–	1	1	–	1	–
511	78	–	–	46	3	20	–	20	–	18	–	5.8	24400	–	2	...	...	...	–	1	1	–	1	–
513	60	–	–	17	12	29	–	15	–	11	–	5.6	21900	–	15	–	4.3	164	–	–	–	6	2	–
514	48	–	–	23	15	16	–	16	–	15	–	5.5	17700	–	1	...	...	...	–	–	–	2	–	–
10	3815	–	4	24	16	1486	9	1131	258	875	8	5.1	14300	–	563	1	3.9	117	1	45	45	296	86	62
101	84	–	–	43	7	24	1	24	–	18	1	5.0	13200	–	6	–	5.3	...	–	1	1	1	1	1
102	96	–	–	38	7	25	–	25	–	19	–	5.6	15700	–	6	–	5.2	117	–	3	3	–	2	1
103	79	–	–	43	11	26	–	26	–	21	–	5.2	14100	–	5	–	4.8	125	–	–	–	5	4	–
104	177	–	–	25	10	60	–	60	–	51	–	5.3	16000	–	9	–	5.0	125	–	1	1	3	3	1
105	50	–	–	22	24	20	–	16	–	16	–	5.6	19300	–	3	...	...	...	–	–	–	5	1	–
106	74	–	–	34	15	23	1	23	–	16	1	4.9	10600	–	7	–	4.9	100	–	2	2	1	2	–
107	70	–	–	27	13	26	–	26	–	20	–	5.1	11500	–	6	–	4.5	103	–	–	–	4	3	2
108	58	–	–	31	22	22	–	22	–	18	–	4.7	10600	–	4	...	...	...	–	1	1	4	1	1
109	50	–	–	18	18	22	–	22	–	21	–	4.8	10500	–	–	–	–	–	–	1	1	6	–	–
110	45	–	–	7	31	24	–	24	–	20	–	4.6	10100	–	4	...	...	...	–	–	–	8	1	2
111	167	–	–	39	10	54	–	54	–	40	–	4.8	12700	–	12	–	5.1	121	–	5	5	5	7	2
112	58	–	–	31	3	22	–	22	–	19	–	5.2	13100	–	2	...	...	...	–	1	1	4	–	–
113	73	–	–	19	16	32	–	21	11	10	–	4.6	11000	–	22	–	3.6	98	–	–	–	8	–	2
201	401	2	–	23	1	169	–	13	155	6	–	5.0	13300	–	155	–	3.3	111	2	15	15	17	3	1
202	39	–	–	21	13	18	1	18	–	16	1	4.9	15000	–	1	...	...	...	–	–	–	4	1	1
203	71	–	–	35	7	25	–	25	–	19	–	4.9	13800	–	5	–	4.8	107	–	–	–	1	3	–
204	63	–	–	29	5	22	–	22	–	18	–	4.9	11800	–	4	...	...	...	–	–	–	4	–	–
205	19	–	–	32	5	7	–	7	–	3	...	...	...	–	4	...	...	...	–	–	–	–	1	–
206	24	–	–	29	17	11	–	11	–	5	–	5.4	...	–	6	–	4.0	102	–	–	–	4	3	–
207	70	–	–	30	6	24	1	24	–	17	1	5.1	12000	–	6	–	4.7	78	–	–	–	2	2	2
208	69	–	–	22	10	28	1	23	–	17	–	4.8	12000	–	11	1	4.0	88	–	2	2	7	2	3
209	43	–	–	12	19	22	–	22	–	16	–	4.5	10200	–	6	–	4.7	118	–	–	–	7	3	1
210	77	–	–	26	21	28	–	28	–	25	–	5.4	17700	–	2	...	...	...	–	–	–	5	3	1
211	156	1	–	25	17	64	–	50	13	37	–	5.2	14500	–	26	–	3.4	126	4	3	3	16	3	6
212	60	–	–	23	23	28	1	28	–	18	1	4.4	10500	–	9	–	4.8	87	–	1	1	8	3	1
213	59	–	–	24	24	24	–	24	–	21	–	4.8	10900	–	2	...	...	...	–	1	1	3	1	1
301	13	–	–	23	39	5	–	5	–	4	...	...	...	–	1	...	...	...	–	–	–	–	–	–
302	46	–	15	13	22	16	–	16	–	15	–	5.3	19900	–	1	...	...	...	–	–	–	2	–	–
303	44	–	–	41	5	12	–	12	–	11	–	5.9	14900	–	1	...	...	...	–	1	1	1	–	–
304	40	–	–	25	18	15	–	15	–	11	–	4.4	11700	–	4	...	...	...	–	–	–	2	1	3
305#	44	–	–	27	14	16	–	14	–	7	–	5.0	14500	–	8	–	3.9	118	–	–	–	2	3	1
306	48	–	–	19	25	22	1	20	–	15	1	5.3	13000	–	5	–	4.8	...	–	1	1	7	1	–
307#	48	–	–	33	13	19	–	15	–	12	–	5.3	13300	–	6	–	3.8	89	–	–	–	6	1	1
308	49	4	–	18	12	20	–	13	–	6	–	5.3	10800	–	14	–	4.0	100	–	1	1	4	1	4
309	29	–	–	17	10	14	–	14	–	10	–	4.9	11800	–	2	...	...	...	–	–	–	1	–	–
310	38	–	–	21	26	17	–	17	–	15	–	5.5	18800	–	2	...	...	...	–	–	–	4	1	1
311	41	–	–	22	39	19	–	19	–	18	–	4.7	16800	–	1	...	...	...	–	–	–	6	–	1
312	29	–	–	7	48	14	–	14	–	14	–	5.6	28300	–	–	–	–	–	–	–	–	2	2	–
313	48	–	–	31	10	15	–	15	–	11	–	5.2	13800	–	4	...	...	...	–	–	–	1	–	1
314	24	–	–	–	67	14	–	14	–	12	–	4.9	12300	–	2	...	...	...	–	–	–	8	1	1
315	33	–	–	12	30	17	–	15	–	12	–	5.2	11000	–	4	...	...	...	–	–	–	4	–	1
316	39	–	–	31	18	16	–	14	–	13	–	5.2	13200	–	2	...	...	...	–	–	–	4	–	1
317	35	–	–	6	34	19	1	16	–	12	1	4.5	11900	–	7	–	4.1	109	–	–	–	6	2	3
318	34	–	–	9	24	15	–	12	–	10	–	4.8	12400	–	4	...	...	...	–	–	–	4	–	2
319	63	–	–	16	37	27	–	24	–	19	–	5.2	11700	–	7	–	3.9	72	–	–	–	4	2	–
320	39	–	–	24	31	14	1	14	–	12	1	5.4	12200	–	2	...	...	...	–	–	–	2	–	–
321	14	–	–	14	50	5	–	5	–	5	–	5.4	10700	–	–	–	–	–	–	–	–	1	–	–
401	114	–	14	18	33	43	–	27	–	17	–	5.6	14000	–	25	–	4.2	106	–	1	1	12	3	3
402	12	–	–	33	–	5	–	1	–	–	–	–	–	–	5	–	5.0	106	–	–	–	1	1	1
403	14	–	–	7	21	8	–	8	–	5	–	5.0	9800	–	2	...	...	...	–	–	–	3	1	2
404	310	–	35	9	11	108	–	26	79	19	–	6.1	18200	–	80	–	4.0	161	–	1	1	38	3	1
405	36	–	–	14	22	21	–	5	–	5	–	6.8	38500	–	13	–	3.6	144	–	–	–	11	–	1
406	55	–	–	20	19	28	–	15	–	13	–	5.5	19700	–	14	–	3.3	127	–	2	2	10	1	3
407	27	–	–	15	26	11	–	11	–	8	–	6.0	25200	–	3	...	...	...	–	–	–	2	–	–
408	48	–	–	19	23	23	–	18	–	15	–	6.1	22900	–	6	–	4.2	102	–	1	1	6	1	–
410	13	–	–	31	23	6	–	6	–	4	...	...	...	–	1	...	...	...	–	–	–	1	1	–
411	30	–	–	30	27	12	–	12	–	11	–	5.3	17200	–	1	...	...	...	–	–	–	3	2	–
412	27	–	–	26	26	10	–	10	–	8	–	5.8	15600	–	2	...	...	...	–	–	–	1	1	1
413	44	–	–	16	21	17	–	16	–	11	–	5.1	14400	–	6	–	4.0	139	–	–	–	3	2	1
414	45	–	16	27	9	13	–	13	–	8	–	5.0	13800	–	5	–	5.2	...	–	–	–	2	2	–

[Data exclude vacant seasonal and vacant migratory housing units. For minimum base for derived figures (percent, average, etc.) and meaning of symbols, see text]

Blocks Within Census Tracts	Total population	Percent of total population				Year-round housing units				Occupied housing units												
								Units in—		Owner					Renter				1.01 or more persons per room				
		Negro	In group quarters	Under 18 years	62 years and over	Total	Lacking some or all plumbing facilities	One-unit structures	Structures of 10 or more units	Total	Lacking some or all plumbing facilities	Average number of rooms	Average value (dollars)	Percent Negro	Total	Lacking some or all plumbing facilities	Average number of rooms	Average contract rent (dollars)	Percent Negro	Total	With all plumbing facilities	One-person households	With female head of family	With roomers, boarders, or lodgers
11	4291	–	–	33	11	1483	32	1224	108	960	15	5.2	12300	–	461	6	4.2	109	1	99	97	229	104	28
101	24	–	–	38	–	6	–	5	–	4	...	...	...	–	2	...	...	...	–	–	–	–	1	–
102	47	–	–	43	–	12	–	12	–	7	–	5.0	12000	–	5	–	5.2	89	–	3	3	1	–	–
103	86	–	–	47	1	21	–	21	–	18	–	4.9	9600	–	3	...	...	...	–	3	3	1	3	–
104	99	–	–	53	2	23	–	23	–	18	–	5.0	8600	–	4	...	...	...	–	6	6	1	2	–
105	28	–	–	46	–	8	–	8	–	8	–	5.1	9400	–	–	–	–	–	–	–	–	1	–	–
106	45	–	–	33	4	15	–	15	–	12	–	5.0	9000	–	2	...	...	...	–	–	–	1	1	–
107	146	1	–	46	3	38	–	38	–	28	–	5.1	10300	–	9	–	5.2	105	–	6	6	3	2	1
108	297	–	–	39	8	86	5	79	–	67	4	4.9	10300	–	18	1	4.8	100	–	8	7	8	5	3
109	33	–	–	27	21	13	–	13	–	11	–	4.8	12500	–	2	...	...	...	–	–	–	1	1	–
110	20	–	–	45	–	6	–	6	–	6	–	5.2	14600	–	–	–	–	–	–	–	–	1	–	–
111	84	–	–	33	8	29	–	27	–	21	–	4.9	10500	–	7	–	4.4	88	–	2	2	4	3	1
112	16	–	–	31	19	12	–	6	–	–	–	–	–	–	8	–	4.0	63	–	–	–	4	1	–
113	10	–	–	20	–	3	...	...	...	...	...	...	...	–	...	...	...	...	–	...	...	...	...	...
117	54	–	–	32	13	17	1	15	–	12	–	5.6	10200	–	4	...	...	...	–	1	1	2	2	1
118	16	–	–	25	–	6	–	4	–	4	...	...	...	–	2	...	...	...	–	1	1	1	–	–
201	48	–	–	27	27	21	1	16	–	13	–	5.2	11200	–	8	1	4.1	88	–	–	–	7	1	1
202	118	–	–	27	18	49	1	39	–	33	–	5.2	11500	–	14	–	4.6	97	–	2	2	16	3	–
204	31	–	–	16	10	12	–	12	–	9	–	5.6	10700	–	2	...	...	...	–	–	–	–	2	–
205	24	–	–	33	13	8	–	8	–	5	–	5.8	12000	–	3	...	...	...	–	1	1	3	1	–
206	38	–	–	37	21	13	1	13	–	10	–	6.2	8500	–	1	...	...	...	–	1	1	1	–	–
207	104	–	–	44	17	31	1	24	–	21	1	5.3	7400	–	9	–	4.6	66	–	3	3	2	9	–
210	50	–	–	22	2	20	–	7	–	6	–	5.3	...	–	13	–	3.8	90	–	–	–	2	2	–
213	4	...	...	...	...	1	...	...	...	...	...	...	...	...	...	...	...	...	...	...	...	...	...	...
214	74	–	–	26	20	31	1	19	–	16	–	5.4	9500	–	12	1	4.2	83	–	2	2	6	1	–
215	60	–	–	37	17	20	–	15	–	15	–	6.7	17400	–	5	–	3.2	79	–	1	1	2	2	–
217	64	–	–	20	20	27	–	14	–	15	–	6.0	13500	–	12	–	4.2	97	–	–	–	9	3	1
218	50	–	–	32	12	19	–	15	–	14	–	5.2	10700	–	4	...	...	...	–	1	1	3	1	–
219	34	–	–	29	29	11	–	11	–	11	–	5.7	10000	–	–	–	–	–	–	–	–	–	–	–
221	18	–	–	17	–	5	–	5	–	4	...	...	...	–	1	...	...	...	–	–	–	–	–	–
301	2	...	...	...	...	1	...	...	...	...	...	...	...	...	...	...	...	...	...	...	...	...	...	...
302	22	9	–	18	41	11	–	8	–	2	...	...	...	...	9	–	5.0	153	11	–	–	5	1	–
303	1	...	...	...	...	1	...	...	...	...	...	...	...	...	...	...	...	...	...	...	...	...	...	...
304#	37	8	–	30	27	14	–	13	–	6	–	5.7	12700	–	8	–	4.3	53	–	1	1	4	3	–
305	65	–	–	19	23	27	–	25	–	21	–	5.5	15300	–	5	–	4.4	...	–	1	1	6	2	–
306	9	–	–	44	–	3	...	...	...	...	...	...	...	–	...	...	...	...	–	...	...	...	...	...
307	21	–	–	10	14	13	–	3	–	4	...	...	...	–	8	–	3.4	108	–	–	–	4	1	–
308	23	–	–	–	35	14	1	14	–	12	1	4.8	12800	–	2	...	...	...	–	–	–	6	3	–
309	55	–	–	22	15	22	1	22	–	15	–	5.5	12300	–	6	–	4.2	83	–	–	–	2	1	–
310	350	2	3	19	6	150	–	34	108	25	–	5.0	16100	–	117	–	3.9	162	2	–	–	31	7	13
311	82	–	–	26	13	30	2	26	–	22	1	4.5	11600	–	8	1	3.8	84	–	3	3	5	2	–
312	22	–	–	32	–	11	–	8	–	6	–	4.2	9200	–	2	...	...	...	–	2	2	–	–	–
313	49	–	–	29	8	18	1	18	–	15	–	4.9	10000	–	2	...	...	...	–	1	1	2	1	–
314	96	–	–	26	23	39	2	37	–	22	1	5.3	10900	–	16	1	3.9	62	–	2	2	10	2	–
315	13	–	–	46	8	3	...	...	...	...	...	...	...	...	...	...	...	...	...	...	...	...	...	...	...
401	130	–	–	35	11	44	–	40	–	28	–	5.2	12400	–	16	–	4.0	90	–	3	3	9	6	–
402	24	–	–	42	4	6	–	6	–	6	–	4.8	13800	–	–	–	–	–	–	2	2	–	–	–
403	15	–	–	27	13	5	–	5	–	3	...	...	...	–	2	...	...	...	–	–	–	–	–	–
404	23	–	–	30	13	7	–	7	–	5	–	5.0	10800	–	2	...	...	...	–	–	–	–	–	–
405	5	–	–	20	–	2	...	...	...	...	...	...	...	–	...	...	...	...	–	...	...	...	...	...
406	20	–	–	40	10	6	–	6	–	5	–	4.6	9200	–	1	...	...	...	–	2	2	1	–	–
407#	55	–	–	27	7	21	1	21	–	15	–	4.1	8000	–	5	–	4.0	83	–	1	1	3	2	–
408	61	–	–	36	18	21	–	21	–	17	–	5.2	12700	–	3	...	...	...	–	1	1	3	2	–
409	85	–	–	29	17	31	–	29	–	29	–	5.8	25200	–	2	...	...	...	–	–	–	6	2	–
410#	73	–	–	43	7	20	–	20	–	14	–	6.4	22600	–	6	–	5.0	111	–	2	2	2	2	–
411	43	–	–	19	23	16	–	16	–	16	–	5.6	23100	–	–	–	–	–	–	–	–	3	2	–
412	58	–	–	29	7	20	–	20	–	14	–	5.4	18800	–	5	–	5.2	130	–	–	–	–	–	1
413	76	–	–	37	8	24	–	24	–	22	–	5.0	14500	–	2	...	...	...	–	–	–	4	1	1
415	84	–	–	35	5	25	–	25	–	23	–	5.2	14200	–	2	...	...	...	–	1	1	3	1	–
416	112	–	–	35	8	33	2	33	–	27	2	4.9	9200	–	6	–	3.5	82	–	6	6	3	–	1
417	91	–	–	47	9	25	1	24	–	22	1	4.6	7200	–	1	...	...	...	–	7	6	1	1	1
418	48	–	–	44	6	18	2	14	–	8	–	5.4	10500	–	7	–	4.1	79	–	1	1	1	1	–
419	66	–	–	44	2	22	–	17	–	13	–	4.7	9000	–	6	–	4.2	69	–	2	2	4	2	–
420	80	–	–	46	1	20	–	20	–	17	–	5.0	7700	–	3	...	...	...	–	4	4	1	3	–
421	56	–	–	43	2	17	–	17	–	15	–	4.9	11700	–	2	...	...	...	–	1	1	2	1	–
422	37	–	–	32	19	14	–	14	–	13	–	5.2	14400	–	1	...	...	...	–	–	–	5	1	–
423	36	–	–	28	11	14	–	14	–	10	–	5.1	16000	–	4	...	...	...	–	1	1	4	1	–
424	32	–	–	28	13	12	–	10	–	6	–	5.2	13800	–	5	–	3.6	98	–	2	2	2	1	–
425	3	...	...	...	...	1	...	...	...	...	...	...	...	...	...	...	...	...	...	...	...	...	...	...
426	27	–	–	26	15	12	–	10	–	8	–	4.9	13800	–	3	...	...	...	–	–	–	2	–	–
427	57	–	–	30	11	21	–	19	–	13	–	4.4	8500	–	8	–	4.0	93	–	1	1	3	–	–
428	85	–	–	44	7	23	–	23	–	17	–	4.9	8000	–	5	–	4.8	82	–	3	3	2	3	–
429	80	–	–	36	5	23	–	23	–	13	–	5.4	10300	–	8	–	4.5	86	–	4	4	–	1	1
430	41	–	–	49	5	16	3	13	–	7	1	4.3	5800	–	5	1	4.6	...	–	2	2	2	1	–
431	104	–	–	35	14	32	2	30	–	25	1	5.0	11700	–	6	–	5.2	96	–	1	1	5	–	2
432	15	–	–	13	13	12	3	12	–	7	2	4.1	8700	–	1	...	...	...	–	–	–	2	1	–
12	2947	88	1	41	12	886	59	791	1	564	26	5.2	8400	84	257	26	4.4	51	89	154	145	127	112	26
102	59	97	–	54	2	13	1	13	–	8	–	4.4	6200	88	5	1	5.2	43	100	4	3	–	2	–
103	24	100	–	25	17	9	1	9	–	7	1	5.1	9800	100	1	...	...	...	...	–	–	–	1	1
104	34	77	–	41	6	10	4	10	–	6	2	4.7	7000	67	2	...	...	...	...	3	2	3	–	–
105	7	100	–	43	–	2	...	...	...	...	...	...	...	...	...	...	...	...	...	...	...	...	...	...
106	17	88	–	35	29	7	1	5	–	4	...	...	...	...	3	...	...	...	...	–	–	3	–	2
107	25	100	–	44	–	6	–	6	–	6	–	4.7	6500	100	–	–	–	–	–	1	1	–	1	–
108	32	100	–	28	25	11	–	11	–	7	–	6.1	8300	100	3	...	...	...	...	–	–	1	–	1
109	10	100	–	30	20	5	–	5	–	3	...	...	...	...	2	...	...	...	...	–	–	3	1	–
110	20	80	–	40	10	6	–	6	–	6	–	5.5	8700	67	–	–	–	–	–	–	–	–	–	–
111	10	50	–	40	20	7	–	7	–	4	...	...	...	...	–	–	–	–	–	...	...	...	...	...
112	22	14	–	55	–	6	–	6	–	5	–	5.0	11800	20	–	–	–	–	–	1	1	–	–	–
113	32	59	–	53	16	8	–	8	–	7	–	4.6	8300	43	–	–	–	–	–	3	3	–	–	1

[Data exclude vacant seasonal and vacant migratory housing units. For minimum base for derived figures (percent, average, etc.) and meaning of symbols, see text]

Blocks Within Census Tracts	Percent of total population					Year-round housing units			Occupied housing units												
								Units in—	Owner					Renter					1.01 or more persons per room				
	Total population	Negro	In group quarters	Under 18 years	62 years and over	Total	Lacking some or all plumbing facilities	One-unit structures	Structures of 10 or more units	Total	Lacking some or all plumbing facilities	Average number of rooms	Average value (dollars)	Percent Negro	Total	Lacking some or all plumbing facilities	Average number of rooms	Average contract rent (dollars)	Percent Negro	Total	With all plumbing facilities	One-person households	With female head of family	With roomers, boarders, or lodgers
114#	39	23	–	44	3	13	–	13	–	5	–	4.2	7800	–	6	–	4.2	85	50	2	2	1	–	–
115	27	74	–	56	–	7	–	7	–	5	–	4.4	5700	40	1	...	...	...	...	2	2	–	–	–
117	61	38	–	39	8	21	–	21	–	14	–	4.4	8000	36	4	...	...	...	...	5	5	2	–	–
118	49	43	–	41	–	15	–	15	–	8	–	5.3	8800	50	6	–	4.0	85	33	3	3	3	–	1
119	37	76	–	46	5	10	–	10	–	9	–	4.8	7600	67	1	...	...	...	...	1	1	1	1	1
120	23	70	–	44	4	9	–	9	–	6	–	4.2	6200	50	2	...	...	...	...	2	2	3	–	–
121	69	74	–	46	–	17	–	17	–	17	–	4.9	9200	71	–	–	–	–	–	5	5	2	–	–
122	43	58	–	40	5	12	–	12	–	11	–	4.6	11000	64	1	...	...	...	...	4	4	1	–	–
123	37	73	–	38	16	14	1	14	–	7	–	4.6	6100	57	6	–	4.5	57	67	1	1	3	1	1
124	20	90	–	45	10	5	–	5	–	3	...	...	...	...	2	...	...	...	...	1	1	–	2	–
125	19	100	–	26	16	6	–	6	–	6	–	6.3	14300	100	–	–	–	–	–	–	–	–	1	–
126	17	100	–	47	–	4	...	...	...	...	...	...	...	...	...	...	...	...	...	...	...	...	...	...
127	8	100	–	50	13	2	...	...	...	...	...	...	...	...	...	...	...	...	...	...	...	...	...	...
128	36	100	–	42	14	10	1	10	–	7	–	5.7	8000	100	3	...	...	...	...	1	1	2	1	1
129	13	54	–	–	31	6	2	6	–	4	...	...	...	...	2	...	...	...	...	1	1	–	1	–
130	30	100	–	40	10	8	–	8	–	5	–	5.0	6200	100	2	...	...	...	...	3	3	1	1	–
131	17	100	–	41	18	6	–	6	–	5	–	5.2	6200	100	–	–	–	–	–	–	–	–	–	1
201	89	100	–	48	3	21	–	21	–	17	–	5.2	12400	100	3	...	...	...	...	6	6	1	1	–
202	90	94	23	34	23	16	–	16	–	16	–	5.4	14100	100	–	–	–	–	–	3	3	–	–	–
208	10	100	–	40	10	4	...	...	...	...	...	...	...	...	...	...	...	...	...	...	...	...	...	...
209	17	100	–	47	12	4	...	...	...	...	...	...	...	...	...	...	...	...	...	...	...	...	...	...
210	11	100	–	46	9	3	...	...	...	...	...	...	...	...	...	...	...	...	...	...	...	...	...	...
211	24	100	–	42	25	6	–	6	–	6	–	5.8	7000	100	–	–	–	–	–	2	2	1	–	–
212	38	97	–	34	13	12	2	12	–	7	1	4.4	5800	86	3	...	...	...	...	4	3	2	1	–
213	68	81	–	28	19	29	4	27	–	15	3	5.3	7200	87	8	1	4.6	55	50	3	3	5	–	–
215	15	100	–	40	13	3	...	...	...	...	...	...	...	...	...	...	...	...	...	...	...	...	...	...	...
216	12	75	–	17	8	4	...	...	...	...	...	...	...	...	...	...	...	...	...	...	...	...	...	...	...
217	21	100	–	57	5	5	–	5	–	2	...	...	...	...	3	...	...	...	...	1	1	1	1	–
218	10	100	–	10	60	5	1	5	–	3	...	...	...	...	1	...	...	...	...	...	...	...	...	...
219	30	93	–	30	20	9	–	9	–	9	–	6.1	8700	89	–	–	–	–	–	–	–	2	–	–
220	40	100	–	48	13	12	–	11	–	7	–	5.7	6100	100	4	...	...	...	...	–	–	–	6	1
221	25	100	–	32	16	8	–	8	–	7	–	5.4	6100	100	–	–	–	–	–	1	1	–	–	–
222	18	94	–	22	17	7	–	5	–	4	...	...	...	...	3	...	...	...	...	–	–	–	1	1
223	18	44	–	33	22	6	2	4	–	5	1	4.6	...	60	1	...	...	...	...	–	–	2	1	–
224	32	97	–	47	3	7	1	7	–	3	...	...	...	...	4	...	...	...	...	1	–	1	1	–
225	32	94	–	44	–	9	–	9	–	5	–	4.8	...	80	3	...	...	...	...	1	1	–	3	–
226	21	100	–	24	10	8	–	8	–	7	–	6.1	9500	100	1	...	...	...	...	1	1	1	–	–
227	45	100	–	49	2	11	–	11	–	6	–	6.2	11600	100	4	...	...	...	...	3	3	1	1	–
228	42	100	–	55	2	10	–	9	–	8	–	6.0	11600	100	1	...	...	...	...	3	3	1	–	–
229	30	97	–	37	10	10	–	10	–	8	–	5.6	8800	100	1	...	...	...	...	1	1	–	1	–
230	10	100	–	60	–	3	...	...	...	...	...	...	...	...	...	...	...	...	...	...	...	...	...	...
231	52	100	–	37	10	16	–	16	–	12	–	5.3	7000	100	3	...	...	...	...	2	2	2	1	–
232	21	95	–	24	29	9	1	7	–	5	–	5.6	6700	80	4	...	...	...	...	–	–	5	–	–
233	6	100	–	–	–	4	...	...	...	...	...	...	...	...	...	...	...	...	...	...	...	...	...	...
234	15	100	–	33	27	6	–	6	–	6	–	4.7	8300	100	–	–	–	–	–	–	–	1	1	–
235	18	100	–	22	28	7	–	7	–	6	–	5.0	8300	100	1	...	...	...	...	–	–	1	1	–
236	24	100	–	33	13	8	1	8	–	4	...	...	...	...	3	...	...	...	...	–	–	2	1	2
302	29	86	–	45	17	9	1	7	–	7	–	6.4	8200	71	1	...	...	...	...	1	1	3	–	–
303	21	100	–	33	33	7	–	7	–	3	...	...	...	...	3	...	...	...	...	1	1	–	2	–
304	38	100	–	53	8	8	–	8	–	7	–	5.7	8700	100	1	...	...	...	...	2	2	1	1	3
305	28	100	–	25	21	10	1	9	–	6	–	5.0	7300	100	4	...	...	...	...	2	2	1	4	–
306	14	100	–	21	36	7	–	7	–	5	–	4.6	7200	100	2	...	...	...	...	–	–	3	1	1
307	23	100	–	44	13	8	1	8	–	7	1	5.4	5300	100	1	...	...	...	...	1	–	3	2	–
308	24	92	–	42	25	8	–	7	–	6	–	4.8	6700	100	2	...	...	...	...	1	1	1	–	–
309	43	98	–	37	16	15	–	15	–	11	–	5.2	7000	91	3	...	...	...	...	2	2	3	1	–
310	20	95	–	45	10	7	1	7	–	2	...	...	...	...	5	1	4.8	...	100	1	1	1	3	–
311	13	100	–	–	39	6	1	6	–	4	...	...	...	...	2	...	...	...	...	–	–	3	–	1
312	19	100	–	58	5	6	–	6	–	4	...	...	...	...	–	–	–	–	–	...	...	...	...	...
313	28	96	–	18	18	12	1	12	–	5	–	5.0	8200	100	5	–	4.4	...	100	1	1	4	–	1
314	24	96	–	50	13	8	–	6	–	6	–	5.0	5700	100	–	–	–	–	–	2	2	1	1	–
315	35	91	–	46	9	14	1	7	–	3	...	...	...	...	7	1	2.9	58	71	4	3	2	–	–
316	27	93	–	22	22	10	–	8	–	8	–	5.5	8400	100	1	...	...	...	...	1	1	1	1	–
317	16	100	–	25	31	6	–	5	–	6	–	5.3	7800	100	–	–	–	–	–	–	–	1	–	–
318	30	100	–	50	20	8	–	8	–	7	–	5.1	6600	100	1	...	...	...	...	2	2	2	3	–
319	24	100	–	42	17	6	3	6	–	5	2	4.4	7200	100	1	...	...	...	...	1	–	1	–	1
320	30	77	–	37	10	8	2	6	–	5	–	5.2	8300	60	3	...	...	...	...	1	1	1	1	–
321	32	100	–	66	6	6	–	5	–	3	...	...	...	...	3	...	...	...	...	3	3	1	3	1
322	32	100	–	38	13	9	–	9	–	9	–	5.1	12500	100	–	–	–	–	–	–	–	1	1	–
323	26	89	–	46	12	8	3	8	–	8	3	4.6	5400	88	–	–	–	–	–	1	1	2	1	–
324	32	97	–	34	16	8	1	6	–	6	–	5.8	...	100	2	...	...	...	...	2	2	1	2	–
325	18	39	–	22	22	6	–	6	–	3	...	...	...	...	1	...	...	...	...	...	...	...	...	...
326	23	70	–	61	13	5	–	5	–	3	...	...	...	...	2	...	...	...	...	3	3	1	1	–
327	23	100	–	30	9	9	3	7	–	5	–	5.4	8700	100	4	...	...	...	...	–	–	2	2	1
328	15	67	–	20	40	6	2	6	–	6	2	5.3	4900	83	–	–	–	–	–	–	–	2	–	–
329	11	82	–	18	9	5	2	4	–	3	...	...	...	...	1	...	...	...	...	...	...	...	...	...
330	43	81	–	42	9	11	3	10	–	10	2	4.8	9000	80	–	–	–	–	–	2	2	–	1	–
331	11	–	–	55	9	3	...	...	...	...	...	...	...	–	...	...	...	...	–	...	...	...	...	...
334	5	–	–	–	40	3	...	...	...	...	...	...	...	–	...	...	...	...	–	...	...	...	...	...
342	143	100	–	54	4	34	1	19	1	4	...	...	...	...	30	–	4.4	53	100	10	10	3	18	–
343	186	100	–	50	13	52	–	14	–	2	...	...	...	...	50	–	4.1	46	100	14	14	13	20	–
344	109	84	–	49	10	31	3	31	–	20	2	4.4	8000	75	6	1	4.3	52	83	13	11	–	2	–
345	31	84	–	36	–	10	–	10	–	8	–	5.5	9800	88	–	–	–	–	–	1	1	1	–	–
13	5203	3	–	33	12	1843	52	1522	1	1235	24	4.9	10300	3	521	14	4.1	72	2	135	134	291	148	38
101	2	...	...	...	...	1	...	...	...	...	...	...	...	...	...	...	...	...	...	...	...	...	...	...
102	32	–	–	56	3	7	–	7	–	3	...	...	...	–	4	...	...	...	–	3	3	1	1	1
103	17	–	–	47	12	4	...	...	...	...	...	...	...	...	...	...	...	...	...	...	...	...	...	...
104	27	–	–	59	7	7	–	7	–	5	–	5.8	7800	–	1	...	...	...	–	3	3	2	–	–
106	36	–	–	39	11	10	–	10	–	4	...	...	...	...	6	–	5.8	78	–	–	–	–	–	–

[Data exclude vacant seasonal and vacant migratory housing units. For minimum base for derived figures (percent, average, etc.) and meaning of symbols, see text]

Blocks Within Census Tracts	Total population	Percent of total population: Negro	Percent of total population: In group quarters	Percent of total population: Under 18 years	Percent of total population: 62 years and over	Year-round housing units: Total	Year-round housing units: Lacking some or all plumbing facilities	Year-round housing units: Units in—: One-unit structures	Year-round housing units: Units in—: Structures of 10 or more units	Occupied housing units: Owner: Total	Owner: Lacking some or all plumbing facilities	Owner: Average number of rooms	Owner: Average value (dollars)	Owner: Percent Negro	Occupied housing units: Renter: Total	Renter: Lacking some or all plumbing facilities	Renter: Average number of rooms	Renter: Average contract rent (dollars)	Renter: Percent Negro	Occupied housing units: 1.01 or more persons per room: Total	1.01 or more persons per room: With all plumbing facilities	One-person households	With female head of family	With roomers, boarders, or lodgers
107	7	–	–	14	14	4	...	...	...	...	...	...	...	–	...	...	...	...	–	...	...	...	...	...
201	514	–	–	31	7	193	2	76	1	151	1	4.5	11200	–	41	–	4.1	87	–	10	10	37	14	10
202	55	–	–	24	18	24	–	24	–	19	–	4.6	12800	–	4	...	...	...	–	–	–	3	3	1
203	50	–	–	28	12	17	–	17	–	17	–	4.7	10500	–	–	–	–	–	–	1	1	1	–	–
204	44	–	–	32	14	16	–	16	–	11	–	4.2	11000	–	5	–	4.8	83	–	–	–	3	–	–
205	21	–	–	24	10	12	–	12	–	8	–	5.0	12000	–	–	–	–	–	–	–	–	2	–	–
206	38	–	–	21	24	17	–	16	–	12	–	4.3	10800	–	4	...	...	...	–	–	–	4	–	–
207	192	–	–	40	12	60	1	60	–	46	1	5.3	10500	–	12	–	4.4	95	–	6	6	8	4	1
208	226	–	–	34	11	79	2	73	–	51	–	4.6	10200	–	26	–	3.8	81	–	5	5	9	8	–
209	196	–	–	30	14	76	1	75	–	59	1	4.6	11000	–	14	–	4.4	79	–	1	1	12	5	2
210	133	–	–	32	14	45	1	42	–	35	1	4.9	13400	–	9	–	5.7	85	–	2	2	5	3	1
301	20	–	–	45	–	7	–	4	–	2	...	...	...	–	5	–	2.8	94	–	2	2	2	1	–
302	69	3	–	29	9	27	–	27	–	18	–	4.6	10000	–	6	–	4.0	78	17	2	2	3	2	–
303	55	–	–	31	4	18	1	18	–	13	–	4.9	11300	–	5	1	4.4	75	–	–	–	2	1	1
304	58	–	–	36	9	20	1	20	–	17	1	4.9	8900	–	2	...	...	...	–	2	2	4	1	–
306	459	–	–	38	18	160	1	79	–	49	–	5.4	19200	–	111	1	3.8	50	–	7	7	41	28	2
312	93	–	–	32	2	28	–	27	–	24	–	5.0	12700	–	3	...	...	...	–	3	3	3	5	–
313	73	–	–	44	10	23	–	23	–	16	–	5.1	10500	–	6	–	4.8	77	–	1	1	3	3	–
314	68	–	–	25	10	25	–	24	–	20	–	4.5	9800	–	4	...	...	...	–	1	1	3	2	1
315	68	–	–	38	6	20	–	20	–	16	–	5.2	9500	–	4	...	...	...	–	1	1	2	–	–
316	61	–	–	49	2	17	–	17	–	10	–	4.8	9300	–	7	–	4.4	74	–	3	3	2	2	–
317#	70	–	–	40	4	22	–	22	–	14	–	4.6	8700	–	7	–	4.7	80	–	2	2	2	1	1
318	64	–	–	33	2	20	–	20	–	14	–	4.9	11400	–	6	–	4.0	78	–	2	2	1	2	–
319	60	–	–	23	12	23	–	22	–	20	–	4.7	10100	–	3	...	...	...	–	1	1	5	2	–
320	68	–	–	37	9	24	–	24	–	21	–	4.6	9400	–	2	...	...	...	–	3	3	6	–	–
321	55	–	–	27	13	21	–	21	–	15	–	4.3	9800	–	4	...	...	...	–	2	2	–	3	–
322#	61	–	–	23	18	25	1	24	–	19	–	4.2	9000	–	5	–	3.6	79	–	2	2	5	2	2
323	80	–	–	33	8	27	1	24	–	19	–	4.9	10800	–	7	1	3.3	82	–	2	2	2	1	–
324	91	–	–	28	8	31	1	31	–	27	1	5.0	10200	–	3	...	...	...	–	–	–	3	4	–
325	41	–	–	44	7	11	–	9	–	6	–	4.8	11300	–	4	...	...	...	–	3	3	–	1	–
326#	59	–	–	32	22	22	–	22	–	15	–	5.2	8500	–	5	–	3.8	78	–	1	1	4	–	–
401#	20	–	–	40	5	7	–	5	–	1	...	...	...	–	6	–	3.8	72	–	1	1	2	1	–
402#	61	–	–	25	21	24	2	20	–	15	1	4.4	9100	–	8	1	4.1	59	–	2	2	5	2	2
403	81	–	–	27	20	31	–	28	–	25	–	4.8	11500	–	6	–	4.2	82	–	1	1	7	1	–
404	86	–	–	27	23	34	3	33	–	31	2	5.0	11900	–	2	...	...	...	–	2	2	5	–	–
405	87	–	–	24	20	33	–	31	–	25	–	5.4	11400	–	7	–	4.3	109	–	–	–	7	–	1
406	91	–	–	23	23	36	–	36	–	32	–	4.8	10900	–	3	...	...	...	–	–	–	5	2	–
407	41	–	–	34	10	15	1	12	–	11	1	4.5	9900	–	2	...	...	...	–	2	2	3	1	–
408	46	–	–	35	11	15	–	13	–	6	–	4.7	11700	–	9	–	4.2	73	–	2	2	2	–	–
409	127	–	–	28	20	45	–	40	–	36	–	4.6	9700	–	9	–	4.3	88	–	3	3	2	2	1
410	76	–	–	37	12	26	2	26	–	19	–	4.8	8200	–	5	1	4.8	67	–	–	–	1	4	–
413	14	–	–	21	7	9	–	9	–	2	...	...	...	–	4	...	...	...	–	1	1	1	–	1
415	6	–	–	–	17	5	1	5	–	2	...	...	...	–	–	–	–	–	–	...	...	...	...	...
417	22	–	–	59	–	5	–	5	–	3	...	...	...	–	1	...	...	...	–	...	...	...	...	...
418	52	–	–	39	21	14	–	12	–	10	–	5.5	8000	–	4	...	...	...	–	2	2	4	–	–
421	35	34	–	54	9	11	1	11	–	4	...	...	...	...	4	...	...	...	...	1	1	1	1	–
422	46	85	–	39	13	13	1	13	–	11	1	5.8	7600	91	2	...	...	...	...	1	1	1	–	–
423	11	–	–	9	55	6	1	6	–	4	...	...	...	–	1	...	...	...	–	–	–	–	3	–
424	48	2	–	35	2	14	–	14	–	11	–	5.5	8500	9	3	...	...	...	...	2	2	2	–	–
425	46	7	–	33	9	20	1	6	–	4	...	...	...	...	13	1	2.8	80	–	3	3	4	1	–
426	30	–	–	20	13	12	–	8	–	6	–	5.0	6700	–	5	–	4.8	...	–	1	1	2	–	3
427	57	–	–	32	12	20	5	12	–	10	2	5.0	7500	–	10	3	3.2	65	–	3	3	4	1	–
428	54	15	–	59	2	11	–	11	–	7	–	5.7	6900	14	4	...	...	...	...	5	5	1	–	–
501#	62	11	–	42	15	21	–	10	–	10	–	5.5	7800	–	10	–	3.4	79	10	4	4	4	2	1
502	103	12	–	40	13	33	–	17	–	12	–	5.4	7800	–	18	–	4.1	71	6	6	6	4	5	–
503	33	–	–	30	15	12	–	12	–	9	–	5.7	7300	–	2	...	...	...	–	2	2	2	2	1
504	17	18	–	6	35	11	2	9	–	7	1	5.4	7000	14	2	...	...	...	...	–	–	2	1	–
505	63	37	–	46	2	15	2	13	–	7	1	5.9	11200	43	6	–	5.3	70	17	3	2	2	2	–
506	17	–	–	24	29	6	–	6	–	4	...	...	...	–	2	...	...	...	–	–	–	1	1	–
507	198	2	–	26	11	69	2	65	–	55	2	4.5	8500	4	14	–	4.1	75	–	4	4	12	4	2
509	34	27	–	38	15	15	1	15	–	9	–	5.2	7000	11	4	...	...	...	...	1	1	4	2	–
511	16	–	–	19	25	8	2	8	–	5	1	4.0	6800	–	2	...	...	...	–	1	1	2	–	–
512	29	31	–	41	3	11	–	11	–	6	–	4.7	7800	33	3	...	...	...	...	2	2	1	1	–
513	33	–	–	18	30	14	2	12	–	7	1	4.9	7300	–	5	–	3.6	93	–	–	–	1	–	–
514	38	–	–	32	21	16	2	13	–	11	1	5.1	5700	–	4	...	...	...	–	1	1	7	–	–
515	115	29	–	41	11	37	3	30	–	24	1	5.3	6500	21	7	–	4.1	76	14	5	5	4	4	1
517	38	21	–	34	24	20	4	17	–	8	1	4.9	7400	25	6	2	4.0	68	33	1	1	3	3	2
518	5	–	–	–	100	4	...	...	...	...	...	...	...	–	...	...	...	...	–	...	...	...	...	...
520	2	...	...	...	...	2	...	...	...	...	...	...	...	...	...	...	...	...	...	...	...	...	...	...
14	2756	–	–	35	8	913	23	840	5	666	9	4.8	11000	–	231	14	4.2	82	–	68	64	93	67	8
101	58	–	–	24	12	26	–	14	–	11	–	4.9	9500	–	12	–	3.8	80	–	1	1	6	2	1
110#	116	–	–	27	17	42	3	34	–	27	1	4.9	9000	–	15	2	3.7	71	–	6	5	10	5	1
111	40	–	–	23	18	17	–	17	–	11	–	4.5	10300	–	6	–	4.5	70	–	1	1	6	1	–
112	55	–	–	42	4	17	1	15	–	10	1	4.5	9500	–	7	–	4.3	75	–	2	2	3	1	–
113	49	–	–	22	18	20	3	18	–	16	2	4.2	8200	–	4	...	...	...	–	1	1	5	1	–
114	48	–	–	23	17	22	5	20	–	13	1	4.4	7900	–	7	4	4.0	60	–	2	1	4	1	–
115	52	–	–	25	12	21	–	21	–	13	–	4.7	10200	–	8	–	5.1	87	–	1	1	5	–	–
116	57	–	–	37	5	21	1	14	5	6	–	5.0	8800	–	14	1	3.1	102	–	2	2	2	1	–
117	84	–	–	35	7	29	–	13	–	18	–	4.3	9400	–	11	–	3.8	67	–	4	4	6	3	1
118	84	–	–	52	–	21	–	21	–	14	–	4.6	9800	–	6	–	4.2	65	–	6	6	1	2	–
201	117	–	–	32	5	36	2	36	–	28	–	4.8	8400	–	7	2	4.0	71	–	4	3	2	3	–
202	112	–	–	36	9	37	–	29	–	21	–	4.6	10300	–	14	–	4.8	81	–	3	3	1	3	2
203	30	–	–	43	10	8	1	8	–	5	–	5.6	8200	–	3	...	...	...	–	–	–	–	–	–
204	131	–	8	41	1	39	1	38	–	26	–	4.6	10400	–	12	1	4.6	80	–	1	1	–	3	–
205	37	–	–	30	16	15	2	11	–	7	1	5.0	8800	–	7	1	3.9	77	–	2	1	1	2	–
206	70	1	–	40	10	21	–	21	–	16	–	4.8	9300	–	5	–	5.2	...	–	2	2	1	3	–
207	90	–	–	32	6	32	–	29	–	18	–	4.7	12100	–	14	–	3.3	80	–	1	1	5	2	–
208	51	–	–	39	4	16	–	16	–	13	–	4.5	9300	–	3	...	...	...	–	2	2	1	2	–
209	55	–	–	22	9	22	1	22	–	20	1	4.6	9400	–	2	...	...	...	–	–	–	1	3	1

[Data exclude vacant seasonal and vacant migratory housing units. For minimum base for derived figures (percent, average, etc.) and meaning of symbols, see text]

Blocks Within Census Tracts	Total population	Percent of total population: Negro	Percent of total population: In group quarters	Percent of total population: Under 18 years	Percent of total population: 62 years and over	Year-round housing units: Total	Year-round housing units: Lacking some or all plumbing facilities	Year-round housing units: Units in — One-unit structures	Year-round housing units: Units in — Structures of 10 or more units	Occupied housing units: Owner: Total	Owner: Lacking some or all plumbing facilities	Owner: Average number of rooms	Owner: Average value (dollars)	Owner: Percent Negro	Occupied housing units: Renter: Total	Renter: Lacking some or all plumbing facilities	Renter: Average number of rooms	Renter: Average contract rent (dollars)	Renter: Percent Negro	Occupied housing units: 1.01 or more persons per room: Total	1.01 or more persons per room: With all plumbing facilities	One-person households	With female head of family	With roomers, boarders, or lodgers
210#	52	-	-	37	12	17	-	15	-	11	-	4.7	11900	-	6	-	4.3	83	-	2	2	3	1	-
211	98	-	-	36	5	32	-	32	-	23	-	5.3	12800	-	9	-	5.1	89	-	1	1	2	5	-
212	91	-	-	40	-	27	-	27	-	25	-	5.1	12300	-	2	...	...	...	-	-	-	-	-	-
213	56	-	-	34	7	16	-	16	-	13	-	5.2	12000	-	3	...	...	...	-	-	-	1	1	-
301	113	-	-	40	4	30	-	28	-	25	-	5.0	12700	-	5	-	4.0	63	-	4	4	-	2	-
302	77	-	-	39	5	24	-	24	-	21	-	5.1	12600	-	3	...	...	...	-	-	-	3	-	-
303	57	-	-	54	2	14	-	14	-	12	-	5.2	13000	-	2	...	...	...	-	3	3	-	2	-
304	99	-	-	32	5	31	-	31	-	30	-	5.0	12500	-	-	-	-	-	-	2	2	-	2	-
305	56	-	-	23	16	22	2	20	-	19	1	5.1	12400	-	3	...	...	...	-	-	-	4	1	-
306	60	-	-	40	10	18	-	18	-	15	-	4.7	11400	-	2	...	...	...	-	3	3	-	2	-
307	29	-	-	21	21	12	-	11	-	10	-	4.3	11300	-	2	...	...	...	-	-	-	2	-	-
308	64	-	-	34	11	22	-	22	-	18	-	4.3	11100	-	4	...	...	...	-	2	2	3	1	-
309	89	-	-	35	6	33	-	32	-	24	-	4.4	11500	-	8	-	4.1	86	-	1	1	5	4	1
310	81	-	-	38	6	24	-	24	-	18	-	4.4	10100	-	6	-	4.0	85	-	4	4	1	1	-
311	33	-	-	27	9	11	-	11	-	8	-	4.3	10600	-	3	...	...	...	-	1	1	1	-	1
312	65	-	-	29	9	24	-	24	-	20	-	4.4	11800	-	3	...	...	...	-	-	-	2	2	-
313	111	-	-	34	11	34	1	34	-	28	1	4.9	12700	-	6	-	4.8	108	-	-	-	1	2	-
314	156	-	-	33	8	52	-	52	-	46	-	5.2	12100	-	6	-	5.0	121	-	2	2	5	3	-
315	33	-	-	55	3	8	-	8	-	7	-	5.4	12300	-	1	...	...	...	-	2	2	-	-	-
15	4320	-	-	34	10	1483	54	1345	12	1039	35	4.7	9900	-	391	16	4.0	80	-	138	134	220	103	17
104	50	12	-	26	12	22	-	8	-	6	-	6.5	7800	17	12	-	3.6	63	-	3	3	6	1	-
105	18	11	-	28	6	7	-	5	-	4	...	...	...	...	3	...	...	...	...	-	-	1	1	-
106	55	-	-	27	6	24	1	7	-	4	...	...	...	-	18	-	3.0	73	-	4	4	5	5	-
107#	30	-	-	30	13	12	1	6	-	6	1	5.2	...	-	5	-	3.8	83	-	-	-	3	-	-
109	11	-	-	-	64	6	-	5	-	6	-	4.5	9800	-	-	-	-	-	-	-	-	1	1	1
110	27	-	-	30	7	8	-	8	-	5	-	6.0	9800	-	3	...	...	...	-	-	-	1	-	-
111	41	-	-	27	7	13	-	10	-	9	-	6.1	10600	-	4	...	...	...	-	1	1	1	-	-
112	38	-	-	26	18	17	3	15	-	7	1	4.9	9800	-	10	2	3.2	64	-	3	3	8	-	-
113	13	-	-	31	15	5	-	5	-	4	...	...	...	-	1	...	...	...	-	-	-	-	1	-
114	28	-	-	18	32	10	-	7	-	7	-	5.1	13300	-	3	...	...	...	-	-	-	1	-	-
115#	39	-	-	33	13	15	-	12	-	9	-	4.9	9600	-	6	-	4.0	77	-	2	2	3	2	-
116	59	-	-	42	17	21	1	18	-	13	1	4.1	8500	-	8	-	3.9	76	-	3	3	9	2	1
201	7	-	-	57	-	1	...	...	...	...	...	...	...	-	...	...	...	...	-	...	...	...	...	...
202	49	-	-	25	12	20	-	15	-	14	-	4.4	7700	-	5	-	3.0	71	-	2	2	5	-	-
203	130	-	-	27	14	47	-	47	-	42	-	4.8	10200	-	5	-	4.8	...	-	3	3	6	4	1
204	144	-	-	32	10	47	-	47	-	43	-	4.7	10400	-	4	...	...	...	-	4	4	5	2	1
205	144	-	-	31	11	50	-	48	-	36	-	4.5	10100	-	14	-	4.2	83	-	3	3	6	3	-
206	133	-	5	36	11	44	1	41	-	35	1	4.6	10400	-	7	-	3.9	79	-	5	5	4	2	-
207	101	-	-	34	14	31	1	31	-	27	1	4.7	11300	-	4	...	...	...	-	5	5	3	1	-
208	99	-	-	33	7	31	-	31	-	24	-	4.4	9900	-	7	-	4.1	78	-	3	3	2	1	1
209	132	-	-	44	5	39	-	37	-	34	-	4.8	9900	-	5	-	3.8	112	-	6	6	4	4	3
210	45	-	-	44	-	14	-	14	-	10	-	4.4	9000	-	4	...	...	...	-	-	-	2	1	-
211	88	-	-	36	6	26	-	26	-	19	-	4.4	9400	-	7	-	4.3	78	-	4	4	3	1	-
212	23	-	-	26	4	15	-	6	-	4	...	...	...	-	6	-	3.5	87	-	-	-	4	1	-
219	92	-	-	30	13	32	-	32	-	26	-	4.3	9600	-	5	-	4.6	...	-	2	2	5	1	1
220	112	-	-	36	5	33	-	33	-	29	-	4.5	10300	-	4	...	...	...	-	4	4	2	1	-
221	102	-	-	36	9	30	-	30	-	26	-	4.5	10100	-	3	...	...	...	-	3	3	-	3	1
222	110	-	-	36	9	37	2	37	-	26	2	4.5	8800	-	11	-	4.4	82	-	2	2	5	4	-
223	100	-	-	37	11	35	3	33	-	25	1	4.8	8500	-	8	1	4.4	83	-	2	2	8	4	1
225	20	-	-	30	10	7	-	7	-	5	-	4.6	6300	-	1	...	...	...	-	-	-	-	1	-
226	10	-	-	20	40	5	2	5	-	4	...	...	...	-	1	...	...	...	-	-	-	2	-	-
227	36	-	-	47	14	10	4	9	-	10	4	4.6	4400	-	-	-	-	-	-	1	-	2	1	-
301	154	-	-	38	8	53	13	52	-	23	7	4.5	6600	-	25	5	3.9	76	-	9	7	8	5	1
303	34	-	-	38	15	12	1	11	-	8	1	4.6	8000	-	4	...	...	...	-	3	3	4	1	-
304	40	-	-	38	8	14	-	10	-	6	-	4.5	6100	-	7	-	3.9	59	-	1	1	3	-	-
305	92	-	-	38	4	30	-	29	-	17	-	4.4	9600	-	11	-	3.9	68	-	4	4	3	-	-
306	69	-	-	36	7	24	1	22	-	17	1	4.8	7900	-	6	-	4.2	80	-	2	2	3	2	1
307	105	-	-	45	9	32	-	32	-	23	-	5.0	8600	-	8	-	4.1	71	-	4	4	5	3	-
308	159	-	-	32	11	51	1	48	-	40	1	5.0	11200	-	10	-	4.5	92	-	2	2	7	-	1
309	387	-	-	39	6	116	2	115	-	82	1	4.9	10700	-	30	1	4.5	96	-	13	12	6	9	2
401	65	-	-	29	-	22	-	22	-	20	-	5.4	13100	-	2	...	...	...	-	-	-	1	-	-
402	77	-	-	22	14	26	-	26	-	25	-	4.7	13800	-	1	...	...	...	-	-	-	3	2	-
403	41	-	-	37	-	12	-	12	-	12	-	4.5	11700	-	-	-	-	-	-	1	1	-	-	-
404	41	-	-	20	10	16	1	15	-	13	1	5.2	13900	-	3	...	...	...	-	-	-	1	-	-
405	72	-	-	24	14	30	-	30	-	24	-	4.4	11900	-	6	-	4.2	72	-	-	-	6	1	-
407	61	-	-	33	13	25	-	25	-	16	-	4.9	11900	-	8	-	1.9	98	-	5	5	7	2	-
501	57	-	-	33	7	22	-	20	-	12	-	4.7	7400	-	10	-	4.3	78	-	-	-	5	2	-
502	54	-	-	22	17	17	1	17	-	14	1	4.9	8700	-	3	...	...	...	-	1	1	3	2	-
503	46	-	-	48	7	14	-	12	-	11	-	5.0	7700	-	2	...	...	...	-	1	1	1	3	-
504	28	-	-	21	14	12	-	12	-	9	-	4.7	7600	-	3	...	...	...	-	1	1	3	1	-
505	20	-	-	25	30	6	-	6	-	4	...	...	...	-	2	...	...	...	-	-	-	1	-	-
506	44	-	-	21	11	15	-	15	-	11	-	4.5	7600	-	4	...	...	...	-	2	2	3	1	-
507	34	-	-	27	12	14	3	12	-	9	2	4.9	9100	-	5	1	4.0	83	-	-	-	2	2	-
508	41	-	-	29	2	15	-	15	-	10	-	4.4	10800	-	5	-	3.4	69	-	3	3	2	-	-
509	36	-	-	28	17	14	-	14	-	13	-	4.8	10100	-	1	...	...	...	-	1	1	3	2	-
510	30	-	-	37	17	12	1	12	-	8	1	4.9	8800	-	3	...	...	...	-	-	-	2	3	-
511	48	-	-	40	4	12	-	12	-	11	-	5.1	11000	-	1	...	...	...	-	3	3	-	2	-
512	26	-	-	39	12	9	-	7	-	5	-	5.0	8800	-	4	...	...	...	-	1	1	2	-	-
513	41	-	-	24	5	26	2	5	12	2	...	...	...	-	16	1	2.9	92	-	2	2	6	-	-
514	33	-	-	39	15	11	1	11	-	9	1	4.9	8100	-	2	...	...	...	-	2	2	4	2	-
515#	34	-	-	27	15	14	-	12	-	9	-	4.3	9400	-	5	-	4.2	80	-	-	-	3	-	-
516	29	-	-	21	17	12	-	12	-	9	-	5.1	9600	-	2	...	...	...	-	1	1	2	-	-
517	41	-	-	51	2	11	-	11	-	8	-	4.6	8400	-	3	...	...	...	-	2	2	-	3	-
518	29	-	-	24	24	11	2	11	-	9	2	4.4	7500	-	2	...	...	...	-	1	1	2	-	-
519	58	-	-	55	12	13	1	13	-	10	1	5.2	7200	-	3	...	...	...	-	4	4	1	3	1
520	37	-	-	32	16	12	-	8	-	4	...	...	...	-	8	-	4.5	62	-	-	-	1	2	-
521	9	-	-	22	11	9	-	3	-	4	...	...	...	-	1	...	...	...	-	-	-	3	-	-
522#	62	-	-	36	16	25	5	20	-	12	1	5.0	9900	-	11	4	3.6	68	-	3	3	7	2	-

[Data exclude vacant seasonal and vacant migratory housing units. For minimum base for derived figures (percent, average, etc.) and meaning of symbols, see text]

Blocks Within Census Tracts	Total population	Percent of total population: Negro	Percent of total population: In group quarters	Percent of total population: Under 18 years	Percent of total population: 62 years and over	Year-round housing units: Total	Year-round housing units: Lacking some or all plumbing facilities	Year-round housing units: Units in — One-unit structures	Year-round housing units: Units in — Structures of 10 or more units	Occupied housing units: Owner: Total	Owner: Lacking some or all plumbing facilities	Owner: Average number of rooms	Owner: Average value (dollars)	Owner: Percent Negro	Occupied housing units: Renter: Total	Renter: Lacking some or all plumbing facilities	Renter: Average number of rooms	Renter: Average contract rent (dollars)	Renter: Percent Negro	1.01 or more persons per room: Total	1.01 or more persons per room: With all plumbing facilities	One-person households	With female head of family	With roomers, boarders, or lodgers
16	3632	–	1	32	14	1305	55	1125	–	852	22	5.0	9500	–	403	29	4.1	76	–	116	104	230	113	19
101	51	–	–	41	14	16	6	14	–	6	–	5.5	6600	–	9	6	4.4	35	–	2	–	1	4	–
102	22	–	–	9	32	15	1	9	–	6	1	4.7	5700	–	6	–	3.3	67	–	–	–	5	1	–
104	46	–	–	22	20	15	–	15	–	13	–	5.4	8200	–	2	...	...	...	–	1	1	2	2	2
105	37	–	–	41	16	12	1	12	–	11	1	4.2	11300	–	1	...	...	...	–	1	–	2	1	–
106	52	–	–	27	4	19	–	18	–	13	–	4.7	7300	–	6	–	4.0	68	–	–	–	2	2	–
107	196	–	–	40	7	58	1	46	–	40	–	4.5	7600	–	17	1	4.1	80	–	10	10	8	3	–
108	20	–	–	15	35	9	–	9	–	8	–	4.5	6800	–	1	...	...	...	–	–	–	3	1	–
109#	68	–	–	35	12	22	1	22	–	16	–	4.9	8200	–	5	–	4.8	57	–	2	2	2	1	–
111#	24	–	–	21	13	12	1	12	–	5	1	4.0	6700	–	7	–	3.4	84	–	–	–	4	2	–
112	45	–	–	24	24	18	–	18	–	15	–	4.4	7400	–	3	...	...	...	–	1	1	4	2	–
113#	69	–	–	36	4	22	–	22	–	14	–	4.9	8600	–	7	–	3.7	99	–	4	4	2	1	–
114#	32	–	–	38	3	10	–	8	–	5	–	4.4	...	–	5	–	4.0	80	–	3	3	1	1	–
115	21	–	–	19	10	9	1	9	–	4	...	...	...	–	4	...	...	...	–	–	–	1	1	–
116	42	–	–	33	7	14	2	14	–	10	1	4.7	5900	–	4	...	...	...	–	1	–	1	2	–
117	43	–	–	16	21	19	–	19	–	14	–	4.6	8700	–	3	...	...	...	–	–	–	2	–	–
118	28	–	14	36	18	9	1	9	–	7	–	4.1	7900	–	1	...	...	...	–	2	2	2	–	–
119#	61	–	–	28	13	25	4	25	–	14	–	4.6	8300	–	10	4	3.7	73	–	3	–	7	1	1
120#	70	–	–	33	9	23	4	20	–	10	1	4.3	6500	–	12	3	3.9	69	–	4	3	2	3	1
121	27	–	–	59	7	6	1	6	–	4	...	...	...	–	2	...	...	...	–	3	2	1	1	–
122	74	–	–	24	18	28	3	28	–	22	2	4.7	7600	–	3	...	...	...	–	6	4	7	2	–
123	6	–	–	50	–	1	...	...	...	...	...	...	...	–	...	...	...	...	–	...	...	...	...	...
124	39	–	–	41	13	10	1	10	–	7	1	4.4	7000	–	3	...	...	...	–	2	2	–	2	–
201#	145	–	–	29	10	56	5	46	–	30	2	5.1	8500	–	23	3	3.6	63	–	3	3	14	3	2
202	56	–	–	34	11	16	–	15	–	9	–	4.8	7900	–	6	–	4.2	62	–	3	3	–	2	–
203	38	–	–	42	18	11	1	11	–	9	1	4.8	7300	–	2	...	...	...	–	4	4	1	–	1
204	27	–	–	26	19	9	1	9	–	8	1	4.3	6400	–	1	...	...	...	–	1	1	–	2	–
205	11	–	–	27	9	4	...	...	...	...	...	...	...	–	...	...	...	...	–	...	...	...	...	...
206	4	...	...	...	...	1	...	...	...	...	...	...	...	...	...	...	...	...	...	...	...	...	...	...
207	41	–	–	37	7	15	2	15	–	10	–	4.7	7000	–	3	...	...	...	–	1	1	2	2	–
208	43	–	–	44	14	14	–	14	–	12	–	4.3	5500	–	1	...	...	...	–	3	3	2	1	–
210	18	–	–	39	–	4	...	...	...	...	...	...	...	–	...	...	...	...	–	...	...	...	...	...
211	39	–	–	41	13	13	2	12	–	8	1	4.9	5800	–	4	...	...	...	–	3	3	1	3	–
212	32	–	–	44	9	10	1	10	–	7	1	4.7	5800	–	3	...	...	...	–	–	–	1	2	–
213	36	–	–	31	22	13	–	13	–	9	–	4.9	9000	–	4	...	...	...	–	–	–	3	2	–
216#	21	–	5	38	5	8	–	6	–	3	...	...	...	–	5	–	4.2	73	–	1	1	2	3	–
219	12	–	–	42	25	4	...	...	...	...	...	...	...	–	...	...	...	...	–	...	...	...	...	...
220#	53	–	–	34	4	19	2	10	–	7	1	4.9	8800	–	12	1	3.9	92	–	1	–	2	1	–
221	36	–	–	17	36	15	–	15	–	13	–	5.4	11800	–	2	...	...	...	–	–	–	1	2	–
222	10	–	–	30	20	4	...	...	...	...	...	...	...	–	...	...	...	...	–	...	...	...	...	...
223	32	–	–	25	25	14	–	10	–	10	–	4.6	10000	–	2	...	...	...	–	2	2	2	1	–
224	38	–	–	26	13	12	–	12	–	12	–	5.8	11900	–	–	–	–	–	–	–	–	2	1	–
225	29	–	–	10	28	15	–	13	–	12	–	5.2	11300	–	2	...	...	...	–	–	–	2	1	–
301	31	–	–	26	10	13	–	9	–	5	–	4.8	13000	–	8	–	4.4	94	–	–	–	4	–	1
302	34	–	–	29	12	12	–	12	–	10	–	5.3	9000	–	2	...	...	...	–	1	1	2	–	–
303	27	–	–	22	33	13	–	11	–	10	–	4.9	10300	–	3	...	...	...	–	1	1	5	–	–
304	26	–	–	15	19	11	1	7	–	7	1	5.3	9300	–	4	...	...	...	–	–	–	2	–	2
305	22	–	–	14	32	13	–	9	–	7	–	5.1	8700	–	5	–	3.6	75	–	–	–	4	2	–
306	46	–	–	35	11	17	–	15	–	13	–	5.2	8500	–	4	...	...	...	–	2	2	5	–	–
307	60	–	–	32	15	18	–	14	–	10	–	5.4	10500	–	8	–	4.4	81	–	3	3	1	3	2
308	54	–	–	32	19	22	–	16	–	11	–	5.3	10300	–	9	–	4.0	76	–	2	2	2	6	1
309	50	–	–	40	22	18	–	15	–	13	–	5.5	9400	–	5	–	3.4	67	–	2	2	8	–	1
310	37	–	–	22	14	14	–	10	–	8	–	6.1	9300	–	6	–	4.0	83	–	–	–	4	1	1
311	43	–	–	30	14	17	–	13	–	11	–	5.0	11000	–	5	–	3.8	63	–	1	1	5	1	–
312	22	–	–	32	14	8	–	8	–	6	–	5.8	...	–	2	...	...	...	–	–	–	1	2	–
313	17	–	–	12	29	8	–	6	–	4	...	...	...	–	4	...	...	...	–	–	–	1	1	–
314	63	–	–	40	5	18	–	14	–	12	–	5.0	8700	–	5	–	3.4	90	–	4	4	–	1	–
315	46	–	–	22	17	19	–	11	–	13	–	4.7	8200	–	4	...	...	...	–	2	2	3	3	–
316	36	–	–	39	14	14	1	9	–	6	1	5.0	7700	–	8	–	4.1	81	–	1	1	5	2	1
317	18	–	–	28	22	8	–	6	–	4	...	...	...	–	3	...	...	...	–	–	–	1	1	–
318	45	–	–	38	16	18	–	17	–	13	–	4.6	9100	–	5	–	4.2	...	–	1	1	6	3	–
319	52	–	–	27	14	21	–	19	–	16	–	4.8	9600	–	4	...	...	...	–	1	1	7	1	–
320#	20	–	–	40	10	7	–	4	–	–	–	–	–	–	7	–	4.0	62	–	1	1	4	–	–
321	7	–	–	29	29	4	...	...	...	...	...	...	...	–	...	...	...	...	–	...	...	...	...	...
322	63	–	–	37	6	20	–	17	–	9	–	5.1	9300	–	10	–	4.0	80	–	1	1	1	1	–
323	50	–	–	34	8	18	–	16	–	12	–	4.8	8900	–	6	–	4.0	76	–	1	1	4	4	1
324	50	–	22	38	14	14	–	11	–	10	–	5.8	7900	–	4	...	...	...	–	–	–	2	1	–
325	11	–	–	36	18	3	...	...	...	...	...	...	...	–	...	...	...	...	–	...	...	...	...	...
326	15	–	–	7	20	8	2	4	–	3	...	...	...	–	4	...	...	...	–	–	–	1	–	–
329	32	–	–	31	19	10	–	9	–	6	–	5.2	9600	–	4	...	...	...	–	1	1	–	2	–
330	49	–	–	47	8	14	–	14	–	11	–	5.4	10600	–	2	...	...	...	–	2	2	1	1	–
332	38	–	–	42	8	12	–	6	–	6	–	5.0	...	–	6	–	3.8	91	–	2	2	2	–	–
333	51	–	–	33	12	21	3	14	–	8	1	4.8	8000	–	12	2	3.2	81	–	2	2	6	1	–
334	57	–	–	44	12	19	–	15	–	10	–	5.0	10000	–	8	–	4.4	85	–	2	2	4	2	–
335	41	–	5	22	17	17	1	9	–	10	–	5.0	11300	–	7	1	3.3	69	–	1	1	4	–	–
336	35	–	–	23	14	15	1	12	–	8	–	5.4	8700	–	4	...	...	...	–	–	–	2	2	–
337	31	–	–	32	19	16	2	11	–	6	–	5.2	9200	–	8	2	3.3	64	–	1	1	6	2	–
338#	39	–	–	41	21	14	1	7	–	8	1	5.5	9100	–	6	–	3.7	89	–	2	2	4	–	–
339	34	–	–	18	18	14	–	14	–	10	–	4.8	9000	–	4	...	...	...	–	–	–	2	–	1
340	31	–	–	26	19	12	–	12	–	8	–	5.3	11200	–	4	...	...	...	–	–	–	4	1	–
401	17	–	–	18	24	5	–	5	–	3	...	...	...	–	2	...	...	...	–	1	1	–	–	–
402	2	...	...	...	...	1	...	...	...	...	...	...	...	...	...	...	...	...	...	...	...	...	...	...
403	5	–	–	–	100	3	...	...	...	...	...	...	...	–	...	...	...	...	–	...	...	...	...	...
404	2	...	...	...	...	1	...	...	...	...	...	...	...	...	...	...	...	...	...	...	...	...	...	...
405	35	–	–	29	6	14	–	12	–	11	–	5.3	12100	–	3	...	...	...	–	–	–	4	–	–
406	54	–	–	32	11	19	–	18	–	16	–	5.5	14800	–	3	...	...	...	–	–	–	3	1	–
407	115	–	–	41	4	32	–	32	–	24	–	5.0	13600	–	7	–	5.0	106	–	3	3	1	2	–
408	16	–	–	38	19	9	–	4	–	1	...	...	...	–	6	–	4.0	87	–	–	–	2	2	–
409	68	–	–	25	15	24	–	24	–	22	–	4.9	15600	–	2	...	...	...	–	3	3	1	2	–
410	62	–	–	21	16	22	–	22	–	22	–	5.0	14800	–	–	–	–	–	–	1	1	2	–	–

[Data exclude vacant seasonal and vacant migratory housing units. For minimum base for derived figures (percent, average, etc.) and meaning of symbols, see text]

Blocks Within Census Tracts	Total population	Percent of total population				Year-round housing units				Occupied housing units												
								Units in—		Owner					Renter					1.01 or more persons per room				
		Negro	In group quarters	Under 18 years	62 years and over	Total	Lacking some or all plumbing facilities	One-unit structures	Structures of 10 or more units	Total	Lacking some or all plumbing facilities	Average number of rooms	Average value (dollars)	Percent Negro	Total	Lacking some or all plumbing facilities	Average number of rooms	Average contract rent (dollars)	Percent Negro	Total	With all plumbing facilities	One-person households	With female head of family	With roomers, boarders, or lodgers
411	59	–	–	34	12	18	–	18	–	17	–	5.1	14400	–	1	…	…	…	–	–	–	1	–	1
412	20	–	–	15	–	8	–	8	–	7	–	5.0	12300	–	1	…	…	…	–	–	–	3	–	–
17	2408	1	3	40	5	731	18	615	14	564	8	5.0	13700	–	144	7	4.3	94	1	55	52	63	34	11
101	55	–	–	29	7	19	–	19	–	16	–	4.9	12800	–	3	…	…	…	–	–	–	–	1	1
102	88	–	–	52	2	22	–	22	–	19	–	5.5	15100	–	3	…	…	…	–	2	2	–	5	–
103	73	–	–	45	1	23	–	23	–	19	–	5.3	14700	–	1	…	…	…	–	1	1	–	2	–
104	68	–	–	43	2	19	–	19	–	16	–	5.1	14800	–	2	…	…	…	–	2	2	–	–	–
105	10	–	–	60	–	2	…	…	…	…	…	…	…	–	…	…	…	…	–	…	…	…	…	…
106	47	–	–	36	6	15	–	15	–	12	–	5.3	13600	–	3	…	…	…	–	–	–	1	1	–
107	37	–	–	32	3	12	–	12	–	12	–	4.3	10400	–	–	–	–	–	–	1	1	2	–	–
108	46	–	–	22	9	15	–	14	–	8	–	4.6	10600	–	7	–	3.9	93	–	1	1	1	1	1
109	41	–	–	32	5	12	1	11	–	10	1	4.7	8700	–	2	…	…	…	–	–	–	1	1	–
110	25	–	–	44	–	7	–	7	–	6	–	4.8	10400	–	1	…	…	…	–	1	1	1	1	–
111	31	–	–	39	7	13	–	13	–	9	–	4.4	9000	–	2	…	…	…	–	1	1	2	2	–
112	50	–	–	38	12	15	1	13	–	14	–	4.7	9400	–	1	…	…	…	–	3	2	3	–	–
115	148	–	–	47	2	40	2	39	–	35	–	5.3	15500	–	3	…	…	…	–	4	3	1	–	1
118	78	–	–	40	4	24	2	23	–	17	1	4.5	9700	–	6	1	4.0	58	–	3	3	2	–	–
121	28	–	–	39	4	10	–	10	–	9	–	5.2	14700	–	–	–	–	–	–	–	–	–	1	–
122	55	–	–	46	2	13	–	13	–	10	–	5.0	11500	–	3	…	…	…	–	3	3	1	–	–
123	30	–	–	40	3	9	–	8	–	7	–	4.7	11300	–	2	…	…	…	–	1	1	1	–	–
124	75	–	–	41	3	24	–	23	–	20	–	5.1	15900	–	3	…	…	…	–	2	2	3	2	–
126	41	–	–	39	–	12	–	12	–	11	–	5.4	13500	–	1	…	…	…	–	1	1	1	–	–
127	127	–	–	50	1	30	–	22	–	23	–	5.3	15700	–	7	–	4.0	89	–	5	5	–	2	–
901	28	–	–	32	11	9	3	9	–	7	1	6.0	…	–	2	…	…	…	–	–	–	2	–	–
902	47	–	–	40	6	14	–	14	–	10	–	5.0	16500	–	4	…	…	…	–	2	2	1	1	–
903	48	–	–	35	17	22	5	20	–	14	2	5.1	13900	–	2	…	…	…	–	1	–	–	1	1
904	105	–	–	19	7	48	–	27	12	17	–	5.1	12400	–	30	–	3.5	106	–	–	–	9	3	–
905	20	–	–	40	15	6	–	6	–	6	–	5.7	12300	–	–	–	–	–	–	1	1	–	–	–
906	71	–	–	41	13	22	1	17	–	17	1	5.8	13600	–	5	–	4.2	…	…	2	2	5	2	–
907	196	–	–	38	5	62	2	54	–	46	1	5.2	15800	–	14	1	4.6	88	–	6	6	8	1	1
908	47	–	–	38	9	14	–	13	1	10	–	4.5	9700	–	4	…	…	…	–	1	1	–	2	–
909	272	4	29	46	6	78	–	17	1	58	–	4.3	16400	–	19	–	4.0	98	5	–	–	10	2	5
910	25	–	–	40	4	8	–	8	–	7	–	6.0	14800	–	–	–	–	–	–	–	–	2	–	–
911	396	–	–	40	4	112	1	110	–	98	1	5.1	14200	–	13	–	5.3	113	–	11	11	6	3	1
18	661	–	3	38	5	183	–	178	–	153	–	6.1	24100	–	27	–	5.3	116	–	12	12	11	9	8
101#	206	–	7	34	3	55	–	52	–	46	–	7.0	35600	–	9	–	5.2	111	–	1	1	2	3	5
102	49	–	–	47	4	12	–	12	–	12	–	6.8	30800	–	–	–	–	–	–	1	1	–	–	–
103	11	–	–	46	–	3	…	…	…	…	…	…	…	–	…	…	…	…	–	…	…	…	…	…
104	102	–	–	45	3	25	–	23	–	22	–	5.8	21800	–	3	…	…	…	–	2	2	–	–	1
105	28	–	–	25	11	10	–	10	–	10	–	5.3	19300	–	–	–	–	–	–	–	–	–	1	–
106	105	–	–	35	6	33	–	33	–	26	–	5.2	17000	–	7	–	6.1	124	–	2	2	3	1	1
107	14	–	–	43	7	5	–	5	–	5	–	5.2	…	–	–	–	–	–	–	1	1	2	1	–
108	96	–	–	50	3	25	–	25	–	21	–	5.3	11300	–	1	…	…	…	–	5	5	1	3	1
901	50	–	10	26	24	15	–	15	–	8	–	7.0	31900	–	7	–	4.7	…	–	–	–	3	–	–
19	5998	1	–	38	5	1809	6	1536	240	1391	4	5.9	22200	–	375	2	4.3	120	1	75	75	77	61	9
102	431	–	2	39	5	121	–	120	–	105	–	5.6	18000	–	14	–	5.4	133	–	6	6	3	7	1
103	23	–	–	48	9	5	–	5	–	5	–	5.2	15800	–	–	–	–	–	–	1	1	–	–	–
104	65	–	–	29	3	22	–	19	–	16	–	5.3	14800	–	6	–	4.3	130	–	–	–	–	1	–
105	67	–	–	37	13	20	–	20	–	18	–	5.1	15200	–	2	…	…	…	–	2	2	–	–	–
106	31	–	–	32	7	10	–	10	–	9	–	5.3	15300	–	1	…	…	…	–	–	–	1	1	–
107	33	–	–	36	3	10	–	10	–	9	–	4.8	12900	–	1	…	…	…	–	–	–	1	1	–
108	29	–	–	39	4	26	–	26	–	17	–	5.2	15000	–	7	–	4.9	135	–	3	3	–	1	–
109	60	–	–	40	2	21	–	20	–	16	–	4.8	11900	–	3	…	…	…	–	2	2	2	3	–
111	94	–	–	42	4	26	–	26	–	24	–	5.5	17800	–	2	…	…	…	–	1	1	3	2	2
112	52	–	–	31	12	17	–	17	–	17	–	5.1	12300	–	–	–	–	–	–	–	–	1	–	–
113	144	–	–	38	6	45	2	43	–	39	2	5.4	17900	–	5	–	4.6	159	–	1	1	4	2	–
114	81	–	–	30	11	26	–	26	–	25	–	5.2	17500	–	1	…	…	…	–	3	3	3	–	1
115	86	–	–	23	14	30	–	30	–	29	–	5.2	18300	–	–	–	–	–	–	1	1	1	2	–
116	48	–	–	42	2	14	–	14	–	11	–	5.5	17500	–	3	…	…	…	–	–	–	1	1	–
117	32	–	–	28	3	12	–	12	–	11	–	5.2	16400	–	1	…	…	…	–	–	–	1	1	–
118	35	–	–	34	9	11	–	11	–	10	–	5.0	16400	–	1	…	…	…	–	–	–	–	–	–
119	53	–	–	38	13	16	–	16	–	16	–	5.3	18400	–	–	–	–	–	–	–	–	–	–	–
120	50	–	–	18	12	17	–	15	–	17	–	5.1	16800	–	–	–	–	–	–	–	–	–	–	–
121	31	–	–	19	29	12	–	12	–	11	–	5.6	15900	–	1	…	…	…	–	–	–	1	1	–
122	33	–	–	27	21	12	–	12	–	11	–	5.0	17800	–	1	…	…	…	–	–	–	3	–	–
123	25	–	–	20	16	8	–	8	–	8	–	5.6	21100	–	–	–	–	–	–	–	–	–	–	1
124	27	–	–	22	7	11	–	11	–	11	–	5.5	19200	–	–	–	–	–	–	–	–	1	–	–
125	14	–	–	–	14	6	–	6	–	5	–	5.2	16500	–	1	…	…	…	–	–	–	1	–	–
126	47	–	–	17	11	18	1	16	–	15	–	5.7	19900	–	3	…	…	…	–	–	–	3	–	–
127	64	–	–	31	14	19	–	19	–	16	–	5.9	21900	–	3	…	…	…	–	–	–	1	2	1
128	34	–	–	38	3	10	–	10	–	9	–	5.3	16400	–	1	…	…	…	–	–	–	1	–	–
129	53	–	–	38	4	15	–	15	–	14	–	5.3	16100	–	1	…	…	…	–	2	2	–	–	–
130	38	–	–	50	3	10	–	10	–	8	–	5.6	17200	–	1	…	…	…	–	1	1	–	1	1
131	34	–	–	29	9	12	–	12	–	11	–	5.2	17300	–	–	–	–	–	–	–	–	–	1	1
132	51	–	–	29	10	16	–	16	–	15	–	5.6	19100	–	1	…	…	…	–	1	1	–	1	–
133	46	–	–	33	11	14	1	14	–	14	1	5.7	19200	–	–	–	–	–	–	–	–	–	1	–
134	31	–	–	23	16	13	–	13	–	13	–	5.5	19800	–	–	–	–	–	–	–	–	3	1	–
135	36	–	–	39	8	11	–	11	–	9	–	5.3	17500	–	1	…	…	…	–	2	2	–	1	–
136	128	–	–	31	9	47	–	41	–	37	–	5.2	20100	–	6	–	4.5	148	–	–	–	3	–	–
137	48	–	–	40	2	14	–	14	–	14	–	5.2	18900	–	–	–	–	–	–	–	–	–	–	–
138	39	–	–	44	–	10	–	10	–	9	–	5.4	19300	–	1	…	…	…	–	–	–	1	1	–
139	71	–	–	44	3	20	–	20	–	16	–	5.4	14400	–	3	…	…	…	–	–	–	–	–	–
142	43	–	–	49	5	10	–	10	–	9	–	5.1	15300	–	1	…	…	…	–	1	1	1	1	–
143	25	–	–	40	8	9	–	7	–	9	–	5.0	14500	–	–	–	–	–	–	–	–	3	–	–
145	8	–	–	25	38	3	…	…	…	…	…	…	…	–	…	…	…	…	–	…	…	…	…	…
146	39	–	–	33	8	12	–	12	–	11	–	5.9	19200	–	1	…	…	…	–	–	–	–	–	–

[Data exclude vacant seasonal and vacant migratory housing units. For minimum base for derived figures (percent, average, etc.) and meaning of symbols, see text]

Blocks Within Census Tracts	Total population	Percent of total population				Year-round housing units			Occupied housing units												
								Units in—	Owner					Renter					1.01 or more persons per room				
		Negro	In group quarters	Under 18 years	62 years and over	Total	Lacking some or all plumbing facilities	One-unit structures	Total	Lacking some or all plumbing facilities	Average number of rooms	Average value (dollars)	Percent Negro	Total	Lacking some or all plumbing facilities	Average number of rooms	Average contract rent (dollars)	Percent Negro	Total	With all plumbing facilities	One-person households	With female head of family	With roomers, boarders, or lodgers
147	41	–	–	39	2	12	–	12	10	–	5.8	20300	–	1	...	...	...	–	–	–	1	–	–
148	70	–	–	31	21	24	–	24	23	–	5.7	19500	–	1	...	...	...	–	–	–	2	–	–
149	116	–	–	40	4	31	–	31	27	–	5.7	19000	–	3	...	...	...	–	3	3	1	1	–
150	21	–	–	24	5	7	–	7	7	–	5.7	24600	–	–	–	–	–	–	–	–	–	–	–
151	12	–	–	50	–	3	...	...	...	...	...	...	–	...	...	...	...	–	...	...	...	...	...
201	625	1	–	50	3	156	–	156	141	–	7.8	36700	1	5	–	5.2	...	–	6	6	–	2	–
202	47	11	–	49	–	12	–	12	11	–	6.9	31100	9	–	–	–	–	–	1	1	–	–	–
203	29	–	–	41	–	8	–	8	8	–	8.5	41600	–	–	–	–	–	–	–	–	–	–	–
204	937	2	–	31	1	323	2	75	240	68	1	6.6	30200	–	253	1	3.9	110	2	15	15	1	3	–
205	78	–	–	50	1	19	–	19	–	18	–	7.4	34900	–	1	...	...	...	–	–	–	–	–	–
206	97	–	–	43	3	28	–	28	–	24	–	6.2	24200	–	3	...	...	...	–	1	1	1	2	–
207	87	–	–	40	7	24	–	24	–	24	–	6.0	23900	–	–	–	–	–	–	–	–	–	3	–
208	43	–	–	40	2	12	–	12	–	12	–	6.8	29200	–	–	–	–	–	–	–	–	1	–	–
210	27	–	–	44	7	7	–	7	–	6	–	8.5	42500	–	1	...	...	...	–	–	–	–	–	–
211	49	–	–	61	–	9	–	9	–	9	–	7.7	33300	–	–	–	–	–	–	–	–	–	–	–
213	61	–	–	53	–	13	–	13	–	13	–	7.8	36500	–	–	–	–	–	–	–	–	–	–	–
214	43	9	–	30	7	15	–	15	–	14	–	7.1	29600	7	–	–	–	–	–	–	–	1	1	–
215	83	–	–	36	6	28	–	28	–	21	–	5.2	15700	–	5	–	5.2	...	–	2	2	3	–	–
216	99	–	–	48	2	27	–	27	–	25	–	5.4	17900	–	1	...	...	...	–	4	4	3	1	–
217	111	3	–	43	3	31	–	31	–	25	–	5.6	20500	4	5	–	5.2	151	–	2	2	1	1	–
218	120	–	–	34	13	39	–	39	–	38	–	5.7	21700	–	1	...	...	...	–	–	–	5	1	–
219	85	–	–	41	5	25	–	25	–	21	–	5.2	16900	–	3	...	...	...	–	1	1	–	1	–
220	25	–	–	28	24	10	–	5	–	4	...	...	...	–	5	–	4.2	138	–	–	–	2	–	–
221	109	–	–	48	3	30	–	30	–	25	–	5.7	17900	–	4	...	...	...	–	1	1	2	1	–
222	74	–	–	50	1	18	–	18	–	16	–	5.8	19100	–	2	...	...	...	–	2	2	2	1	–
223	71	–	–	38	7	20	–	20	–	16	–	5.8	17700	–	4	...	...	...	–	–	–	2	1	–
224	134	–	–	43	6	37	–	37	–	36	–	6.5	27000	–	–	–	–	–	–	1	1	–	2	–
225	8	–	–	13	25	3	...	...	...	...	...	...	...	–	...	...	...	...	–	...	...	...	...	...
226	39	–	–	49	3	8	–	8	–	8	–	8.1	45900	–	–	–	–	–	–	–	–	–	1	–
229	39	–	–	39	–	11	–	11	–	9	–	5.4	19900	–	1	...	...	...	–	–	–	–	–	–
230	69	–	–	46	6	18	–	18	–	17	–	5.2	17500	–	1	...	...	...	–	2	2	1	1	1
231	110	–	–	36	6	34	–	33	–	31	–	5.5	18100	–	2	...	...	...	–	2	2	–	4	–
232	10	–	–	–	40	6	–	6	–	6	–	5.7	18100	–	–	–	–	–	–	–	–	4	–	–
20	6176	2	–	39	8	1965	71	1694	1	1502	51	4.7	9700	2	395	10	4.3	77	2	250	240	250	118	29
101	35	–	–	37	17	11	2	10	–	10	2	4.6	6700	–	1	...	...	...	–	1	1	–	2	–
102	42	–	–	38	14	15	1	14	–	12	–	4.4	7800	–	2	...	...	...	–	3	3	4	–	–
103#	63	–	–	32	11	22	–	21	–	17	–	4.7	9600	–	5	–	4.2	75	–	–	–	2	1	–
104	64	–	–	31	5	19	–	19	–	17	–	5.5	8900	–	2	...	...	...	–	1	1	1	2	–
105	27	–	–	41	19	9	–	9	–	6	–	4.5	7900	–	3	...	...	...	–	–	–	4	1	–
106	53	–	–	38	6	17	–	13	–	13	–	4.8	9600	–	4	...	...	...	–	1	1	4	1	–
107#	52	–	–	35	17	18	–	18	–	9	–	5.7	13300	–	9	–	4.9	81	–	–	–	1	4	1
108	41	–	–	42	10	14	1	11	–	8	–	4.3	9800	–	5	–	4.6	...	–	1	1	2	1	–
109	44	–	–	41	9	15	2	15	–	13	2	4.4	5900	–	2	...	...	...	–	1	1	4	–	–
110	31	–	–	39	7	11	3	11	–	6	–	6.2	8200	–	4	...	...	...	–	1	1	2	3	–
111	51	–	–	35	12	17	2	10	–	13	1	4.5	13600	–	3	...	...	...	–	4	4	4	1	1
112	46	–	–	24	7	17	–	17	–	11	–	5.1	10700	–	5	–	5.6	...	–	1	1	3	–	1
201	–	–	–	–	–	1	...	...	...	...	...	...	...	–	...	...	...	...	–	...	...	...	...	...
204#	126	–	–	28	3	53	1	1	–	44	1	3.9	–	–	9	–	3.3	102	–	2	2	12	3	1
205	18	–	–	39	6	6	–	6	–	5	–	5.2	20300	–	–	–	–	–	–	2	2	–	–	–
206	44	–	–	46	11	12	–	12	–	10	–	5.6	18000	–	2	...	...	...	–	2	2	–	1	–
207	27	–	–	44	4	7	–	7	–	7	–	5.4	16000	–	–	–	–	–	–	1	1	–	–	–
208	27	–	–	52	15	15	–	11	–	7	–	4.3	8300	–	3	...	...	...	–	2	2	4	–	–
209	40	–	–	38	3	13	–	13	–	12	–	5.1	11500	–	1	...	...	...	–	2	2	1	2	–
210	32	–	–	31	6	11	–	11	–	11	–	5.5	8500	–	–	–	–	–	–	–	–	2	–	–
211	45	–	–	33	11	15	1	14	–	12	1	4.3	7100	–	3	...	...	...	–	1	1	2	2	–
212	172	–	–	37	5	56	1	51	–	42	–	5.1	14100	–	14	1	4.6	83	–	2	2	6	4	2
213#	163	–	–	39	7	47	6	46	–	35	5	4.6	7400	–	11	–	4.3	79	–	8	5	7	5	1
214	33	–	–	36	12	12	–	12	–	11	–	4.5	7800	–	–	–	–	–	–	1	1	2	–	–
215#	53	–	–	45	4	14	3	14	–	8	3	4.6	6500	–	6	–	4.7	68	–	3	1	1	–	–
217	18	–	–	17	33	8	2	7	–	6	2	4.2	7700	–	2	...	...	...	–	1	1	2	–	–
220	19	–	–	37	16	6	–	6	–	6	–	5.0	7000	–	–	–	–	–	–	–	–	1	–	–
221	43	–	–	40	5	12	–	12	–	8	–	5.1	8700	–	4	...	...	...	–	–	–	1	–	–
301	44	–	–	36	2	14	2	14	–	11	1	4.4	7100	–	2	...	...	...	–	2	2	2	1	–
302#	160	–	–	42	9	51	2	48	–	37	2	4.6	7300	–	12	–	4.6	73	–	4	4	7	10	–
303	40	–	–	28	23	14	–	13	–	8	–	4.8	9000	–	6	–	3.5	81	–	–	–	1	1	–
304	16	–	–	31	6	6	–	6	–	3	...	...	...	–	3	...	...	...	–	–	–	1	1	–
305	37	–	–	11	11	23	1	2	–	20	1	3.9	–	–	2	...	...	...	–	–	–	11	–	–
307	12	–	–	25	8	5	–	1	–	4	...	...	...	–	1	...	...	...	–	–	–	1	–	–
308	9	–	–	33	22	3	...	...	...	...	...	...	...	–	...	...	...	...	–	...	...	...	...	...
309#	91	–	–	42	10	26	2	23	–	15	1	4.3	6900	–	11	1	4.5	65	–	6	5	6	2	4
310	57	–	–	33	7	20	–	19	–	17	–	4.6	7400	–	3	...	...	...	–	3	3	3	1	–
313	59	–	–	36	9	20	1	20	–	14	1	4.4	8500	–	5	–	3.8	...	–	2	2	2	1	–
315	30	–	–	27	7	11	–	11	–	10	–	4.6	7400	–	1	...	...	...	–	–	–	1	–	–
316	36	–	–	42	14	12	–	11	–	10	–	4.9	10100	–	2	...	...	...	–	2	2	2	1	–
317	39	–	–	41	10	14	–	12	–	11	–	4.5	7000	–	2	...	...	...	–	2	2	3	1	–
318#	310	–	–	35	7	112	2	72	–	92	1	4.2	8900	–	18	1	3.6	59	–	13	13	23	3	2
319	102	–	–	38	12	32	2	29	–	21	2	4.7	7000	–	9	–	4.8	66	–	5	5	3	1	–
320	20	–	–	40	5	7	–	5	–	4	...	...	...	–	3	...	...	...	–	2	2	2	–	–
401	47	–	–	45	11	15	–	13	–	10	–	4.8	6700	–	4	...	...	...	–	4	4	3	2	–
402	11	64	–	27	27	4	...	...	...	...	...	...	...	...	...	...	...	...	...	...	...	...	...	...
403	128	–	–	27	8	50	2	10	–	35	2	3.9	...	–	14	–	3.8	106	–	5	4	10	4	2
406	7	29	–	14	–	2	...	...	...	...	...	...	...	...	...	...	...	...	...	...	...	...	...	...
411	42	45	–	38	21	14	4	13	–	12	2	4.9	5100	50	–	–	–	–	–	3	3	2	3	1
412	23	–	–	26	4	9	1	7	–	7	1	5.1	7700	–	2	...	...	...	–	–	–	2	–	–
417	76	1	–	47	11	21	–	21	–	17	–	4.4	7200	6	3	...	...	...	...	7	7	3	–	–
418	64	2	–	47	–	21	–	16	–	9	–	4.3	8400	–	8	–	4.0	85	–	5	5	1	2	2
419	23	9	–	39	13	9	–	8	–	6	–	4.3	9600	17	2	...	...	...	...	1	1	1	–	–
420	29	62	–	38	–	9	–	8	–	5	–	5.4	...	80	3	...	...	...	...	2	2	–	1	–

(Data exclude vacant seasonal and vacant migratory housing units. For minimum base for derived figures (percent, average, etc.) and meaning of symbols, see text)

Blocks Within Census Tracts	Total population	Percent of total population: Negro	Percent of total population: In group quarters	Percent of total population: Under 18 years	Percent of total population: 62 years and over	Year-round housing units: Total	Year-round housing units: Lacking some or all plumbing facilities	Year-round housing units: Units in — One-unit structures	Year-round housing units: Units in — Structures of 10 or more units	Occupied housing units: Owner: Total	Owner: Lacking some or all plumbing facilities	Owner: Average number of rooms	Owner: Average value (dollars)	Owner: Percent Negro	Occupied housing units: Renter: Total	Renter: Lacking some or all plumbing facilities	Renter: Average number of rooms	Renter: Average contract rent (dollars)	Renter: Percent Negro	1.01 or more persons per room: Total	1.01 or more persons per room: With all plumbing facilities	One-person households	With female head of family	With roomers, boarders, or lodgers
422	54	61	–	39	4	17	–	17	–	12	–	4.5	9500	58	5	–	4.0	...	40	2	2	2	–	–
423	33	15	–	46	6	11	–	11	–	8	–	4.6	6800	25	3	...	...	...	...	2	2	2	1	–
424	53	40	–	36	9	18	–	18	–	15	–	4.5	6900	20	3	...	...	...	...	3	3	4	1	1
425	98	11	–	34	–	30	–	30	–	24	–	4.6	7900	8	6	–	4.2	70	33	3	3	1	1	–
426	48	10	–	46	4	14	–	14	–	10	–	4.6	9800	10	3	...	...	...	...	3	3	2	1	–
427	64	31	–	52	5	14	–	14	–	12	–	4.5	8500	17	1	...	...	...	...	5	5	–	3	–
501	30	–	–	43	10	9	–	9	–	8	–	4.3	9400	–	–	–	–	–	–	2	2	–	–	–
502	44	–	–	43	7	12	–	11	–	8	–	5.1	9800	–	4	...	...	...	–	1	1	–	–	–
503	35	–	–	40	6	11	1	11	–	9	1	4.2	9300	–	2	...	...	...	–	1	1	1	–	–
504	28	–	–	46	14	9	–	9	–	8	–	5.1	10600	–	–	–	–	–	–	–	–	–	1	–
505#	58	–	–	43	–	16	–	16	–	8	–	5.5	11600	–	6	–	4.0	71	–	3	3	1	–	–
506	55	–	–	62	–	11	–	11	–	10	–	4.9	9800	–	1	...	...	...	–	3	3	–	2	–
507	33	–	–	55	6	9	–	9	–	6	–	4.5	5800	–	2	...	...	...	–	2	2	–	1	–
508	44	–	–	27	5	14	–	14	–	13	–	4.9	12100	–	–	–	–	–	–	1	1	–	1	–
601	13	–	–	23	39	5	–	5	–	5	–	4.8	8700	–	–	–	–	–	–	–	–	–	1	–
602#	124	–	–	42	9	37	4	37	–	30	4	5.4	10500	–	6	–	4.3	51	–	8	8	6	4	2
603	28	–	–	43	4	10	1	10	–	6	–	4.5	9100	–	2	...	...	...	–	2	2	–	1	–
604	53	–	–	55	2	13	2	13	–	11	2	4.8	8300	–	1	...	...	...	–	2	–	–	–	–
605	36	–	–	47	–	10	1	10	–	5	1	5.4	9200	–	4	...	...	...	–	1	1	–	–	–
606	60	–	–	37	5	19	–	19	–	19	–	5.2	13800	–	–	–	–	–	–	3	3	1	2	–
607#	73	–	–	40	8	23	1	17	–	16	1	4.9	12200	–	5	–	4.2	133	–	2	2	–	1	–
608#	59	–	–	7	29	31	–	17	–	17	–	5.2	15100	–	14	–	4.4	63	–	–	–	10	2	2
701	44	–	–	32	18	11	–	11	–	9	–	4.3	10900	–	2	...	...	...	–	3	3	–	–	1
702	34	–	–	41	–	10	–	10	–	7	–	4.7	11300	–	3	...	...	...	–	2	2	1	–	–
703	31	–	–	32	10	9	–	8	–	6	–	4.7	11300	–	3	...	...	...	–	–	–	–	1	–
704	20	–	–	30	–	7	–	7	–	7	–	5.1	10900	–	–	–	–	–	–	–	–	–	1	–
705	33	–	–	49	3	10	–	9	–	8	–	4.5	10300	–	2	...	...	...	–	2	2	2	1	–
706	38	–	–	55	5	11	–	11	–	9	–	5.2	10100	–	2	...	...	...	–	1	1	2	2	–
707	30	–	–	33	10	9	–	9	–	9	–	4.2	8400	–	–	–	–	–	–	1	1	1	–	–
708#	71	–	–	38	4	22	–	21	–	15	–	4.8	9900	–	6	–	4.2	60	–	2	2	2	1	–
709#	63	–	–	38	3	19	1	19	–	11	–	4.6	8300	–	8	1	4.6	68	–	4	4	3	2	–
711	74	–	–	38	16	21	2	21	–	19	2	4.5	7300	–	1	...	...	...	–	6	6	2	–	–
714#	257	–	–	39	9	76	3	75	–	61	2	4.7	13000	–	14	1	4.2	85	–	11	11	4	3	–
721	26	–	–	39	12	11	–	11	–	8	–	4.4	7200	–	2	...	...	...	–	2	2	3	–	–
722	38	–	–	45	3	11	–	11	–	10	–	4.7	9800	–	1	...	...	...	–	–	–	1	–	–
723	58	–	–	53	2	11	–	11	–	9	–	5.3	9000	–	2	...	...	...	–	5	5	–	–	–
724	50	–	–	42	–	14	–	13	–	10	–	4.8	11300	–	3	...	...	...	–	3	3	–	–	–
725	54	–	–	39	6	17	–	17	–	17	–	5.0	10200	–	–	–	–	–	–	1	1	3	2	–
726	30	–	–	53	–	8	–	8	–	8	–	5.1	9700	–	–	–	–	–	–	2	2	1	1	–
727	29	–	–	45	7	8	–	8	–	6	–	5.0	9100	–	1	...	...	...	–	–	–	–	1	–
801	45	–	–	49	–	14	–	14	–	8	–	5.0	11600	–	4	...	...	...	–	2	2	–	1	–
802	52	–	–	48	–	15	–	15	–	14	–	4.3	8600	–	–	–	–	–	–	2	2	–	1	–
803	50	–	–	54	4	12	–	12	–	10	–	5.0	11800	–	2	...	...	...	–	5	5	3	–	–
804	45	–	–	44	16	13	–	13	–	12	–	4.8	9400	–	1	...	...	...	–	4	4	2	–	1
805#	36	–	–	53	6	11	1	11	–	6	1	4.3	10400	–	5	–	4.2	101	–	2	2	2	2	–
806	68	–	–	53	–	13	1	13	–	12	1	4.9	8800	–	1	...	...	...	–	6	5	1	–	–
807	45	–	–	38	11	12	1	12	–	11	1	4.9	10000	–	1	...	...	...	–	1	1	–	–	–
808	56	–	–	43	9	15	–	14	–	13	–	5.1	9700	–	2	...	...	...	–	2	2	1	–	–
809	38	–	–	47	5	11	–	11	–	10	–	5.2	11800	–	–	–	–	–	–	1	1	1	–	–
810	38	–	–	37	–	12	–	12	–	11	–	4.5	9700	–	1	...	...	...	–	1	1	1	–	–
811	57	–	–	47	9	15	–	15	–	15	–	5.1	9700	–	–	–	–	–	–	3	3	2	–	1
812	11	–	–	36	9	3	...	...	...	...	...	...	...	–	...	...	...	...	–	...	...	...	...	...
813	19	–	–	37	11	6	–	6	–	3	...	...	...	–	3	...	...	...	–	1	1	1	–	1
814	20	–	–	40	10	5	–	4	–	5	–	5.0	...	–	–	–	–	–	–	1	1	–	–	–
815	29	–	–	45	10	10	–	7	–	7	–	4.6	...	–	2	...	...	...	–	1	1	3	1	–
816	2	...	...	...	...	1	...	...	...	...	...	...	...	...	...	...	...	...	...	...	...	...	...	...
817	4	...	...	...	...	2	...	...	...	...	...	...	...	...	...	...	...	...	...	...	...	...	...	...
820	56	–	–	34	7	15	1	13	–	9	–	5.3	12300	–	5	–	5.0	...	–	2	2	–	–	–
901	3	...	...	...	...	1	...	...	...	...	...	...	...	...	...	...	...	...	...	...	...	...	...	...
902	194	–	–	48	4	49	5	47	–	44	4	4.9	10200	–	4	...	...	...	–	9	9	–	2	–
903	48	2	–	40	13	15	–	15	–	13	–	5.9	15800	8	2	...	...	...	–	2	2	2	–	–
905	178	–	–	20	9	70	1	51	–	44	–	5.0	14900	–	21	1	4.3	101	–	2	2	7	3	1
906	58	–	–	38	12	20	1	20	–	14	–	4.8	9300	–	6	1	5.2	...	–	2	2	4	–	1
21	2746	–	1	37	7	850	11	745	–	701	5	5.3	17900	–	135	6	4.6	102	–	50	50	72	50	7
101	136	3	–	23	9	53	1	51	–	51	–	5.6	23900	2	1	...	...	...	...	–	–	7	2	–
102	51	–	–	35	2	17	–	17	–	16	–	4.9	17000	–	1	...	...	...	–	1	1	2	–	–
103	48	–	–	25	10	19	–	16	–	16	–	5.1	15300	–	3	...	...	...	–	–	–	6	2	1
104	8	–	–	–	25	4	...	...	...	...	...	...	...	–	...	...	...	...	–	...	...	...	...	...
105	21	–	–	24	33	7	–	7	–	7	–	5.1	15500	–	–	–	–	–	–	–	–	1	2	–
107	16	–	–	22	28	7	–	7	–	5	–	5.2	17500	–	2	...	...	...	–	–	–	2	–	–
108	56	–	–	29	4	19	–	15	–	13	–	5.2	17100	–	6	–	4.0	120	–	–	–	–	3	–
201	6	–	–	–	–	3	...	...	...	...	...	...	...	–	...	...	...	...	–	...	...	...	...	...
202	460	–	–	46	3	122	–	122	–	110	–	5.2	15300	–	9	–	5.6	109	–	10	10	1	4	1
203#	91	–	–	53	2	22	–	22	–	16	–	5.3	13600	–	6	–	5.5	120	–	3	3	–	1	–
204	168	–	–	48	2	45	–	45	–	38	–	5.1	14400	–	5	–	5.2	120	–	6	6	1	1	1
206	103	–	–	49	5	25	–	25	–	23	–	5.2	14400	–	2	...	...	...	–	5	5	1	–	–
207	51	–	–	45	–	14	–	14	–	14	–	5.1	14500	–	–	–	–	–	–	–	–	–	–	–
209	185	–	–	42	2	51	1	51	–	43	–	5.4	15600	–	8	1	4.5	99	–	4	4	3	8	–
210#	93	–	–	39	5	33	1	9	–	23	1	4.1	...	–	10	–	4.4	105	–	3	3	6	3	1
211	44	–	–	32	21	14	–	14	–	7	–	5.1	9100	–	7	–	4.4	67	–	2	2	1	1	–
901	146	–	–	40	9	52	1	37	–	26	–	5.2	13500	–	21	1	3.8	89	–	2	2	9	3	–
902#	238	–	–	25	11	86	–	82	–	72	–	5.0	14500	–	14	–	4.0	109	–	2	2	8	6	–
903	73	–	–	47	8	21	–	21	–	19	–	4.9	15300	–	2	...	...	...	–	3	3	3	4	–
904	20	–	–	35	10	6	–	6	–	5	–	5.0	13000	–	1	...	...	...	–	–	–	–	1	–
905	113	–	–	23	4	42	–	16	–	35	–	4.6	15600	–	7	–	4.1	86	–	2	2	4	3	1
906	102	–	–	36	11	41	2	28	–	39	1	5.1	17900	–	2	...	...	...	–	3	3	4	1	–
907	60	–	10	30	12	16	1	16	–	16	1	5.8	19400	–	–	–	–	–	–	1	1	–	2	–
908	113	–	–	35	3	35	–	28	–	25	–	6.6	35500	–	9	–	5.2	154	–	–	–	4	–	2

[Data exclude vacant seasonal and vacant migratory housing units. For minimum base for derived figures (percent, average, etc.) and meaning of symbols, see text]

Blocks Within Census Tracts	Total population	Percent of total population				Year-round housing units				Occupied housing units												
								Units in—		Owner					Renter					1.01 or more persons per room				
		Negro	In group quarters	Under 18 years	62 years and over	Total	Lacking some or all plumbing facilities	One-unit structures	Structures of 10 or more units	Total	Lacking some or all plumbing facilities	Average number of rooms	Average value (dollars)	Percent Negro	Total	Lacking some or all plumbing facilities	Average number of rooms	Average contract rent (dollars)	Percent Negro	Total	With all plumbing facilities	One-person households	With female head of family	With roomers, boarders, or lodgers
910	42	–	–	29	26	14	1	14	–	14	1	5.6	22400	–	–	–	–	–	–	–	–	1	–	–
912	54	–	–	33	4	16	–	16	–	16	–	6.8	29500	–	–	–	–	–	–	–	–	–	2	–
913	57	–	40	18	46	9	–	9	–	5	–	7.0	...	–	4	...	...	...	–	1	1	–	1	–
914	38	–	–	24	3	12	–	12	–	10	–	6.2	27800	–	2	...	...	...	–	–	–	–	–	–
915	2	...	...	...	...	1	...	...	...	...	...	...	...	...	...	...	...	...	...	...	...	...	...	...
916	2	...	...	...	...	1	...	...	...	...	...	...	...	...	...	...	...	...	...	...	...	...	...	...
917	117	–	–	35	12	43	3	36	–	29	1	5.7	26600	–	12	2	5.3	111	–	2	2	8	–	–
22	3724	–	3	38	9	1071	49	992	–	898	39	5.3	13800	–	149	8	4.7	85	–	115	99	99	35	7
101	88	–	–	36	10	27	2	26	–	23	2	5.3	11600	–	4	...	...	...	–	3	3	2	–	–
102	34	–	–	29	6	10	–	10	–	9	–	4.8	11600	–	1	...	...	...	–	1	1	1	–	1
103	84	–	–	39	12	24	2	24	–	22	1	4.9	11000	–	2	...	...	...	–	2	1	2	1	–
104	115	–	–	50	–	30	–	30	–	30	–	5.2	16500	–	–	–	–	–	–	2	2	1	2	2
105	136	–	–	46	3	36	–	36	–	34	–	5.1	15000	–	2	...	...	...	–	3	3	2	2	–
106	100	–	–	38	4	30	1	29	–	27	1	5.1	14300	–	2	...	...	...	–	1	1	1	–	–
107	12	–	–	25	8	4	...	...	...	...	...	...	...	–	...	...	...	...	–	...	...	...	...	...
109#	16	–	–	19	25	12	–	4	–	1	...	...	...	–	6	–	4.5	113	–	–	–	1	–	–
201	40	–	–	28	5	13	–	13	–	13	–	5.1	17200	–	–	–	–	–	–	–	–	–	–	–
202	45	–	–	36	16	16	–	16	–	15	–	5.1	16800	–	1	...	...	...	–	–	–	2	1	–
203	84	–	–	35	7	28	1	28	–	25	1	5.4	16900	–	3	...	...	...	–	2	2	3	2	–
204	103	–	–	34	4	30	1	29	–	24	1	5.6	19300	–	6	–	5.3	...	–	3	2	2	1	–
205	31	–	–	39	–	8	–	8	–	8	–	5.6	17000	–	–	–	–	–	–	–	–	–	–	–
206	77	–	–	39	1	21	–	21	–	20	–	5.5	16600	–	–	–	–	–	–	3	3	1	–	–
301	58	–	–	31	10	16	–	16	–	15	–	5.6	17400	–	1	...	...	...	–	1	1	–	1	–
302	66	–	–	53	–	16	–	16	–	15	–	5.2	16500	–	1	...	...	...	–	2	2	1	1	–
303	169	–	–	47	2	43	1	41	–	40	1	5.1	13400	–	3	...	...	...	–	9	9	3	1	–
304	44	–	–	36	5	11	–	11	–	9	–	5.0	12100	–	2	...	...	...	–	2	2	1	–	1
305	19	–	–	21	11	7	–	6	–	6	–	4.5	13800	–	1	...	...	...	–	1	1	1	–	–
306	35	–	–	31	6	11	3	10	–	8	2	4.3	7600	–	3	...	...	...	–	2	2	2	1	–
307	85	–	–	47	1	20	7	18	–	18	6	4.2	5400	–	2	...	...	...	–	8	4	1	2	1
308	27	–	–	44	7	7	1	5	–	6	1	4.5	...	–	1	...	...	...	–	2	1	–	–	–
309	27	–	–	56	4	5	1	4	–	5	1	4.8	...	–	–	–	–	–	–	4	3	–	–	–
310	74	–	–	30	8	27	1	25	–	25	1	5.2	11900	–	2	...	...	...	–	2	2	4	1	1
401	103	–	–	38	15	30	–	28	–	26	–	5.5	14100	–	4	...	...	...	–	5	5	1	–	–
402	65	–	–	37	8	18	1	16	–	15	1	4.9	12500	–	2	...	...	...	–	3	3	2	–	–
405	36	–	–	31	3	11	–	9	–	8	–	6.0	17100	–	3	...	...	...	–	–	–	1	–	–
406	41	–	–	46	5	13	–	13	–	9	–	4.8	13300	–	4	...	...	...	–	2	2	2	1	–
502	41	–	–	29	17	13	–	11	–	11	–	6.4	11400	–	2	...	...	...	–	1	1	2	2	–
503	11	–	–	36	9	4	...	...	...	...	...	...	...	–	...	...	...	...	–	...	...	...	...	...
504	6	–	–	50	17	2	...	...	...	...	...	...	...	–	...	...	...	...	–	...	...	...	...	...
505	37	–	–	30	16	17	–	15	–	10	–	6.3	10300	–	4	...	...	...	–	1	1	4	1	–
506	7	–	–	–	43	6	–	4	–	3	...	...	...	–	2	...	...	...	–	–	–	3	–	–
507	23	–	–	48	9	8	2	8	–	4	...	...	...	–	3	...	...	...	–	1	–	3	–	–
508	40	–	–	28	28	18	2	11	–	12	2	5.3	9000	–	5	–	4.0	61	–	2	2	7	2	–
509	43	–	–	49	2	12	4	12	–	10	3	5.1	9100	–	2	...	...	...	–	2	2	2	–	–
510	31	–	–	32	19	10	2	10	–	10	2	5.6	8900	–	–	–	–	–	–	–	–	1	1	–
511	118	–	–	41	10	37	–	35	–	33	–	5.8	11800	–	2	...	...	...	–	1	1	4	3	–
512	55	–	–	53	2	13	–	13	–	9	–	5.9	10900	–	3	...	...	...	–	2	2	1	1	–
513	51	–	–	45	2	14	–	11	–	10	–	5.0	13100	–	4	...	...	...	–	–	–	–	–	–
901	181	–	–	35	6	56	1	52	–	51	1	5.2	14200	–	5	–	4.0	102	–	5	4	4	3	–
902	46	–	–	24	4	18	–	17	–	6	–	5.5	...	–	12	–	4.4	80	–	–	–	2	–	–
903	216	–	–	46	4	55	7	52	–	52	6	4.9	8000	–	3	...	...	...	–	14	10	5	1	–
918	23	–	26	17	30	8	1	7	–	5	–	5.8	...	–	1	...	...	...	–	–	–	–	–	–
920	63	–	–	29	14	20	1	16	–	14	1	5.4	14300	–	6	–	5.2	...	–	1	1	2	–	–
921	23	–	–	39	9	5	1	5	–	3	...	...	...	–	2	...	...	...	–	2	2	1	–	–
922	437	–	–	41	5	132	1	117	–	110	1	5.4	16100	–	20	–	4.8	104	–	10	10	13	4	1
923	46	–	–	39	9	13	–	13	–	11	–	5.3	17500	–	2	...	...	...	–	1	1	–	–	–
924	307	1	38	24	34	55	3	53	–	47	1	5.3	15700	–	5	2	6.2	...	–	7	6	4	–	–
928	75	–	–	40	7	21	1	21	–	18	1	5.2	19000	–	3	...	...	...	–	–	–	–	–	–
929	2	...	...	...	...	1	...	...	...	...	...	...	...	...	...	...	...	...	...	...	...	...	...	...
930	3	...	...	...	...	1	...	...	...	...	...	...	...	...	...	...	...	...	...	...	...	...	...	...
931	6	–	–	50	–	1	...	...	...	...	...	...	...	–	...	...	...	...	–	...	...	...	...	...
932	4	...	...	...	...	2	...	...	...	...	...	...	...	...	...	...	...	...	...	...	...	...	...	...
933	15	–	–	40	–	5	–	3	–	2	...	...	...	–	3	...	...	...	–	–	–	1	–	–
23	1144	1	–	36	7	349	4	341	–	308	3	5.6	20800	–	36	1	5.3	84	–	12	12	19	8	5
101	2	...	...	...	...	1	...	...	...	...	...	...	...	...	...	...	...	...	...	...	...	...	...	...
102	68	–	–	43	–	20	–	20	–	20	–	5.6	23100	–	–	–	–	–	–	–	–	2	–	–
103	101	1	–	36	8	31	–	27	–	26	–	5.8	19600	–	4	...	...	...	–	–	–	2	1	1
104	68	–	–	38	–	18	–	18	–	17	–	5.5	20400	–	1	...	...	...	–	–	–	–	–	–
105	89	6	–	30	9	32	–	32	–	28	–	5.5	26300	4	2	...	...	...	–	–	–	–	1	–
106	57	–	–	40	7	17	–	17	–	15	–	4.9	17900	–	2	...	...	...	–	2	2	1	1	1
107	103	–	–	36	4	32	–	32	–	30	–	6.0	23300	–	1	...	...	...	–	–	–	1	–	–
108	70	–	–	40	–	18	–	18	–	18	–	5.2	16100	–	–	–	–	–	–	2	2	–	–	1
202	27	–	–	48	–	7	–	7	–	7	–	5.4	15200	–	–	–	–	–	–	–	–	–	1	–
203	7	–	–	57	–	2	...	...	...	...	...	...	...	–	...	...	...	...	–	...	...	...	...	...
204	109	–	–	42	6	29	1	28	–	28	1	5.8	19500	–	1	...	...	...	–	2	2	2	–	1
206	7	–	–	57	14	1	...	...	...	...	...	...	...	–	...	...	...	...	–	...	...	...	...	...
207	3	...	...	...	...	1	...	...	...	...	...	...	...	...	...	...	...	...	...	...	...	...	...	...
901	27	–	–	37	11	7	–	7	–	7	–	5.9	22000	–	–	–	–	–	–	1	1	–	–	–
906	88	–	–	40	5	24	–	23	–	24	–	6.3	24300	–	–	–	–	–	–	1	1	2	–	–
908	30	–	–	27	23	12	–	12	–	7	–	5.3	...	–	5	–	4.8	...	–	–	–	2	–	–
909	54	–	–	22	24	22	2	21	–	17	2	5.4	14400	–	4	...	...	...	–	–	–	3	–	–
910	165	–	–	32	7	54	–	53	–	43	–	5.3	19100	–	11	–	5.5	81	–	3	3	4	3	1
913	20	–	–	30	25	6	1	6	–	3	...	...	...	–	3	...	...	...	–	–	–	–	1	–
914	49	–	–	29	10	15	–	15	–	13	–	6.1	25600	–	2	...	...	...	–	1	1	–	–	–

[Data exclude vacant seasonal and vacant migratory housing units. For minimum base for derived figures (percent, average, etc.) and meaning of symbols, see text]

Blocks Within Census Tracts	Total population	Percent of total population				Year-round housing units				Occupied housing units												
								Units in—		Owner					Renter					1.01 or more persons per room				
		Negro	In group quarters	Under 18 years	62 years and over	Total	Lacking some or all plumbing facilities	One-unit structures	Structures of 10 or more units	Total	Lacking some or all plumbing facilities	Average number of rooms	Average value (dollars)	Percent Negro	Total	Lacking some or all plumbing facilities	Average number of rooms	Average contract rent (dollars)	Percent Negro	Total	With all plumbing facilities	One-person households	With female head of family	With roomers, boarders, or lodgers
24	7456	–	–	38	7	2295	35	1996	11	1876	22	5.4	18200	–	367	7	4.4	105	–	119	114	202	112	14
101	4	...	...	...	...	2	...	...	...	...	...	...	...	...	...	...	...	...	...	...	...	...	...	...
102	113	–	–	34	10	37	3	34	–	30	1	4.6	9900	–	6	1	4.8	...	–	4	4	4	3	–
103	13	–	–	23	31	6	–	6	–	5	–	4.6	...	–	1	...	...	...	–	–	–	2	1	–
104	39	–	–	39	3	10	1	10	–	8	1	4.4	7800	–	2	...	...	...	–	4	3	1	–	–
105	2	...	...	...	...	1	...	...	...	...	...	...	...	...	...	...	...	...	...	...	...	...	...	...
106	231	–	–	40	3	74	2	55	–	51	1	6.2	28900	–	18	1	4.6	150	–	–	–	5	3	–
107	123	–	–	46	2	32	–	32	–	31	–	7.1	35200	–	1	...	...	...	–	–	–	–	–	–
108	189	–	–	40	6	54	1	54	–	52	1	6.4	30100	–	1	...	...	...	–	1	1	1	1	–
109	39	–	–	41	10	12	1	12	–	11	1	6.4	27600	–	–	–	–	–	–	–	–	–	–	–
110	15	–	–	47	–	4	...	...	...	...	...	...	...	...	...	...	...	...	...	...	...	...	...	...
111	115	–	–	42	4	31	–	31	–	31	–	6.5	29300	–	–	–	–	–	–	1	1	–	1	–
201	90	–	–	46	–	22	–	22	–	20	–	5.9	19900	–	2	...	...	...	–	1	1	–	–	1
202	70	–	–	36	4	21	–	21	–	20	–	5.5	20900	–	1	...	...	...	–	1	1	1	–	–
203	65	–	–	37	–	18	–	18	–	16	–	5.8	19700	–	1	...	...	...	–	1	1	–	3	1
204	49	–	–	53	–	12	–	12	–	10	–	5.4	19600	–	1	...	...	...	–	1	1	–	–	–
205	70	–	–	33	4	25	–	25	–	20	–	5.3	15700	–	3	...	...	...	–	1	1	1	–	–
206	65	–	–	45	3	17	–	16	–	16	–	5.3	17100	–	1	...	...	...	–	2	2	1	1	–
207	51	–	–	43	4	14	–	14	–	13	–	5.5	16700	–	1	...	...	...	–	–	–	1	–	–
208	138	–	–	43	4	37	–	37	–	35	–	5.6	21300	–	2	...	...	...	–	3	3	1	2	–
209	4	...	...	...	...	1	...	...	...	...	...	...	...	...	...	...	...	...	...	...	...	...	...	...
210	37	–	–	30	8	14	–	7	–	6	–	6.7	25000	–	8	–	4.3	154	–	–	–	1	1	–
301	59	–	–	20	17	21	–	19	–	20	–	5.9	21600	–	1	...	...	...	–	–	–	1	1	–
302	349	–	–	25	4	144	2	26	1	115	1	4.4	15500	–	26	–	3.8	122	–	2	2	24	5	2
303	162	–	–	44	3	46	–	43	–	40	–	5.5	20000	–	3	...	...	...	–	2	2	–	1	1
304	58	–	–	26	3	22	–	10	–	8	–	4.9	16000	–	14	–	4.4	166	–	–	–	1	–	–
305	27	–	–	33	–	9	–	9	–	8	–	4.4	14200	–	1	...	...	...	–	–	–	1	1	–
306	46	–	–	48	4	12	–	12	–	12	–	4.9	13900	–	–	–	–	–	–	3	3	1	–	–
307	26	–	–	27	–	8	–	8	–	8	–	4.9	14400	–	–	–	–	–	–	–	–	–	1	–
308	25	–	–	28	4	8	–	8	–	8	–	4.9	15600	–	–	–	–	–	–	–	–	1	–	1
309	59	–	–	32	3	18	–	18	–	17	–	4.6	13800	–	1	...	...	...	–	–	–	–	–	–
310	97	–	–	33	4	28	–	28	–	26	–	4.8	14200	–	2	...	...	...	–	2	2	–	1	–
311	64	–	–	42	–	20	–	20	–	14	–	5.2	14500	–	4	...	...	...	–	2	2	1	1	–
312	29	–	–	52	–	7	–	7	–	5	–	5.2	13800	–	2	...	...	...	–	1	1	–	–	–
313	28	–	–	36	14	9	–	8	–	8	–	4.8	10500	–	1	...	...	...	–	1	1	2	–	–
314	30	–	–	37	7	11	1	10	–	5	–	4.0	8700	–	6	1	4.0	80	–	1	–	3	–	–
315	32	–	–	31	6	11	–	10	–	11	–	4.6	11800	–	–	–	–	–	–	1	1	2	–	–
316	14	–	–	21	21	4	...	...	...	...	...	...	...	...	...	...	...	...	...	...	...	...	...	...
317	30	–	–	40	7	10	2	9	–	8	–	4.3	6900	–	–	–	–	–	–	2	2	2	–	–
318	27	–	–	33	4	9	–	8	–	4	...	...	...	–	5	–	4.0	71	–	1	1	1	–	1
319	39	–	–	39	8	12	–	10	–	4	...	...	...	–	8	–	3.8	91	–	1	1	1	1	–
320	33	–	–	33	6	9	–	9	–	8	–	5.0	12200	–	1	...	...	...	–	–	–	–	–	–
321	60	2	–	30	7	18	–	18	–	13	–	5.2	15700	–	5	–	4.8	105	–	1	1	–	–	–
401	36	–	–	44	3	10	–	10	–	10	–	6.0	22500	–	–	–	–	–	–	–	–	1	–	–
402	40	–	–	45	–	10	–	10	–	10	–	6.6	23100	–	–	–	–	–	–	–	–	–	–	–
403	59	–	–	41	12	17	–	15	–	11	–	5.0	16600	–	6	–	4.3	105	–	–	–	–	1	–
404	232	–	–	45	5	65	–	65	–	61	–	5.1	16800	–	3	...	...	...	–	3	3	3	4	–
405	12	–	–	25	8	5	–	5	–	5	–	5.4	17300	–	–	–	–	–	–	–	–	2	–	–
406	46	–	–	41	–	13	–	13	–	13	–	5.1	14000	–	–	–	–	–	–	–	–	–	–	–
407	219	–	–	39	7	61	–	61	–	61	–	5.0	14700	–	–	–	–	–	–	4	4	1	4	–
408	48	–	–	42	2	13	–	13	–	13	–	5.1	8400	–	–	–	–	–	–	2	2	–	2	–
409	34	–	–	44	–	8	–	8	–	7	–	5.0	7300	–	1	...	...	...	–	2	2	–	–	–
412	335	–	–	47	1	85	–	85	–	81	–	5.4	15600	–	3	...	...	...	–	7	7	1	3	–
413	76	–	–	42	9	21	3	20	–	17	3	5.5	11100	–	4	...	...	...	–	3	2	3	1	1
417	1	...	...	...	...	1	...	...	...	...	...	...	...	...	...	...	...	...	...	...	...	...	...	...
519	42	–	7	48	5	10	1	10	–	7	–	5.7	16500	–	2	...	...	...	–	–	–	–	1	–
901	138	–	–	30	10	43	–	41	–	42	–	5.3	19400	–	1	...	...	...	–	2	2	2	1	–
910	23	–	–	30	–	8	1	8	–	7	–	5.9	33800	–	1	...	...	...	–	–	–	1	–	–
911	2	...	...	...	...	1	...	...	...	...	...	...	...	...	...	...	...	...	...	...	...	...	...	...
912	22	–	–	41	–	6	–	5	–	5	–	5.4	...	–	1	...	...	...	–	–	–	–	1	–
913	75	3	–	31	3	24	–	23	–	20	–	5.2	12800	–	4	...	...	...	...	–	–	2	1	–
914	50	–	–	46	6	12	–	12	–	11	–	5.7	19500	–	1	...	...	...	–	1	1	–	–	–
915	44	–	–	36	7	12	–	12	–	8	–	5.8	16900	–	4	...	...	...	–	2	2	–	1	–
916	34	–	–	21	6	15	–	11	–	8	–	5.1	...	–	6	–	4.8	...	–	–	–	2	–	–
917	2	...	...	...	...	1	...	...	...	...	...	...	...	...	...	...	...	...	...	...	...	...	...	...
918	63	–	–	46	2	17	–	17	–	16	–	8.1	45200	–	–	–	–	–	–	–	–	–	–	–
919	44	–	–	50	9	10	–	10	–	7	–	5.7	26300	–	3	...	...	...	–	1	1	1	1	–
921	79	–	–	39	6	23	–	23	–	23	–	5.8	23900	–	–	–	–	–	–	–	–	2	–	–
922	56	–	–	50	4	15	–	13	–	11	–	5.7	20300	–	3	...	...	...	–	1	1	–	2	–
923	470	–	–	43	3	131	1	120	–	110	1	5.7	21000	–	18	–	4.7	117	–	9	8	6	7	–
924	11	–	–	9	18	4	...	...	...	...	...	...	...	...	...	...	...	...	...	...	...	...	...	...
926	241	–	–	47	7	65	1	62	–	52	1	5.6	16500	–	10	–	5.0	71	–	8	8	6	3	–
927	162	–	–	49	3	39	–	36	–	37	–	5.2	15600	–	2	...	...	...	–	5	5	1	3	–
928	182	–	–	46	3	49	2	48	–	45	2	5.3	17000	–	4	...	...	...	–	8	8	7	1	–
929	16	–	–	38	–	5	–	5	–	5	–	5.2	...	–	–	–	–	–	–	–	–	–	–	–
930	72	–	–	46	1	20	–	20	–	19	–	5.6	20100	–	1	...	...	...	–	–	–	1	–	–
931	70	–	–	48	3	18	–	18	–	17	–	5.9	21800	–	1	...	...	...	–	–	–	–	1	–
932	64	–	–	28	11	21	1	19	–	20	1	6.0	18200	–	1	...	...	...	–	1	1	2	2	–
933	141	–	–	33	11	45	1	43	–	39	1	5.2	13700	–	5	–	4.8	...	–	1	1	2	3	1
934	10	–	–	–	66	4	...	...	...	...	...	...	...	...	...	...	...	...	...	...	...	...	...	...
936	3	...	...	...	...	2	...	...	...	...	...	...	...	...	...	...	...	...	...	...	...	...	...	...
939	1153	–	–	30	15	432	10	355	–	292	7	5.2	14000	–	124	2	4.1	90	–	15	14	84	37	5
942	6	–	–	17	33	3	...	...	...	...	...	...	...	...	...	...	...	...	...	...	...	...	...	...
943	17	–	–	47	12	4	...	...	...	...	...	...	...	...	...	...	...	...	...	...	...	...	...	...
944	207	–	–	33	3	67	–	53	10	46	–	5.6	20300	–	20	–	3.8	98	–	1	1	9	3	–
25	543	–	–	46	5	165	2	152	–	133	1	5.5	16900	–	22	–	4.8	103	–	5	5	12	10	–
910	228	–	–	36	6	70	1	62	–	51	1	5.5	15500	–	17	–	4.8	103	–	1	1	4	6	–
911	80	–	–	33	7	28	–	23	–	22	–	5.7	18000	–	3	...	...	...	–	1	1	2	–	–

[Data exclude vacant seasonal and vacant migratory housing units. For minimum base for derived figures (percent, average, etc.) and meaning of symbols, see text]

Blocks Within Census Tracts	Percent of total population				Year-round housing units				Occupied housing units												
							Units in—		Owner					Renter					1.01 or more persons per room				
	Total population	Negro	In group quarters	Under 18 years	62 years and over	Total	Lacking some or all plumbing facilities	One-unit structures	Structures of 10 or more units	Total	Lacking some or all plumbing facilities	Average number of rooms	Average value (dollars)	Percent Negro	Total	Lacking some or all plumbing facilities	Average number of rooms	Average contract rent (dollars)	Percent Negro	Total	With all plumbing facilities	One-person households	With female head of family	With roomers, boarders, or lodgers
912	237	–	–	47	3	67	1	67	–	60	–	5.4	17800	–	2	...	...	...	–	3	3	6	4	–
26	2730	–	–	39	6	820	5	758	–	683	2	6.0	23300	–	110	1	5.0	132	–	32	32	57	27	9
101	68	–	–	43	–	17	–	17	–	17	–	5.8	22200	–	–	–	–	–	–	2	2	–	–	–
102	75	–	–	35	–	22	–	22	–	22	–	5.6	22600	–	–	–	–	–	–	–	–	2	1	–
103	61	–	–	38	8	18	–	18	–	18	–	5.4	22200	–	–	–	–	–	–	2	2	1	–	–
104	74	–	–	35	5	22	1	21	–	17	1	4.9	11900	–	5	–	4.2	...	–	2	2	2	1	–
105	11	–	–	27	18	4	...	...	...	...	...	...	...	–	...	...	...	...	–	...	...	...	...	...
106	31	–	–	42	7	10	1	9	–	6	–	5.7	11300	–	3	...	...	...	–	1	1	1	–	–
107	10	–	–	40	10	3	...	...	...	...	...	...	...	–	...	...	...	...	–	...	...	...	...	...
108	25	–	–	32	24	10	–	10	–	6	–	6.3	10800	–	3	...	...	...	–	–	–	2	–	1
109	38	–	–	21	13	15	–	15	–	13	–	5.5	17700	–	2	...	...	...	–	–	–	1	2	1
110	55	–	–	46	–	13	–	13	–	12	–	6.8	27100	–	1	...	...	...	–	–	–	–	–	–
111	58	–	–	53	3	13	–	13	–	12	–	6.4	26600	–	1	...	...	...	–	1	1	–	–	–
112	33	–	–	36	6	10	–	10	–	10	–	5.6	20300	–	–	–	–	–	–	1	1	–	–	–
113	9	–	–	22	11	3	...	...	...	...	...	...	...	–	...	...	...	...	–	...	...	...	...	...
114	28	–	–	46	7	7	–	7	–	7	–	5.4	20200	–	–	–	–	–	–	1	1	–	–	–
115	12	–	–	50	–	3	...	...	...	...	...	...	...	–	...	...	...	...	–	...	...	...	...	...
116	19	–	–	26	16	7	–	7	–	7	–	7.1	30200	–	–	–	–	–	–	–	–	–	1	–
118	26	–	–	27	15	10	–	10	–	9	–	5.4	22500	–	–	–	–	–	–	–	–	1	–	–
119	47	–	–	34	13	15	–	15	–	14	–	5.9	24000	–	–	–	–	–	–	–	–	1	–	–
120	16	–	–	25	–	5	–	5	–	5	–	6.0	25800	–	–	–	–	–	–	–	–	–	2	–
901	26	–	–	31	–	8	–	8	–	5	–	6.2	25500	–	3	...	...	...	–	–	–	1	–	–
902	203	–	–	35	7	70	–	70	–	60	–	6.7	34500	–	4	...	...	...	–	2	2	3	1	–
903	34	–	–	24	9	15	–	15	–	10	–	5.4	20900	–	4	...	...	...	–	–	–	3	–	–
904	37	–	–	46	–	10	–	6	–	6	–	6.2	19800	–	4	...	...	...	–	1	1	–	–	–
905	416	–	–	41	7	124	–	97	–	90	–	5.9	22500	–	30	–	4.5	151	–	8	8	9	2	1
909	130	–	–	50	3	35	1	34	–	31	1	5.5	16300	–	2	...	...	...	–	–	–	1	2	2
910	40	–	–	35	8	12	1	12	–	9	–	5.6	18800	–	3	...	...	...	–	–	–	3	–	–
912	165	–	–	47	2	38	–	38	–	37	–	5.2	16000	–	1	...	...	...	–	5	5	–	1	–
913	231	2	–	38	2	69	–	62	–	59	–	6.3	26600	2	7	–	4.4	146	–	–	–	2	–	–
914	18	–	–	28	–	6	–	6	–	1	...	...	...	–	5	–	7.8	...	–	–	–	–	1	–
916	127	–	–	35	6	39	1	35	–	25	–	6.6	22400	–	12	–	5.7	84	–	2	2	4	2	–
917	2	...	...	...	...	2	...	...	...	...	...	...	...	...	...	...	...	...	...	...	...	...	...	...
918	9	–	–	22	11	6	–	2	–	3	...	...	...	–	2	...	...	...	–	–	–	1	2	–
919	228	–	–	42	8	66	–	65	–	62	–	5.8	20800	–	3	...	...	...	–	1	1	6	6	2
920	15	–	–	40	13	5	–	5	–	4	...	...	...	–	–	–	–	–	–	...	...	...	...	...
921	168	–	–	35	10	53	–	50	–	50	–	6.3	31600	–	2	...	...	...	–	–	–	3	2	–
922	52	–	–	39	8	15	–	13	–	14	–	6.1	22700	–	1	...	...	...	–	1	1	3	–	–
923	133	1	–	36	5	40	–	33	–	29	–	6.1	22300	–	11	–	4.4	146	–	2	2	5	–	2

☆ U. S. GOVERNMENT PRINTING OFFICE : 1971 481-739/1190

U.S. DEPARTMENT OF COMMERCE
Bureau of the Census
Washington, D.C. 20233

OFFICIAL BUSINESS

POSTAGE AND FEES PAID
U.S. DEPARTMENT OF COMMERCE

U.S.MAIL

PUBLICATION AND SUMMARY COMPUTER TAPE PROGRAM

More detailed descriptions of this program appear in other final reports of the 1970 census, and in a statement which can be obtained free of charge from the Bureau of the Census or any U.S. Department of Commerce Field Office. Series marked with an asterisk (*) consist of separate reports for each State, the District of Columbia, and (generally) Puerto Rico and other outlying areas, as well as a national summary report. The HC(1)-A and B reports will also be issued in a set of clothbound State books each containing the two reports for the particular State, and designated as Housing Volume I; similarly, the PC(1)-A, B, C, and D reports will also be issued in a set of clothbound State books designated as Population Volume I. Series marked with a dagger (†) are based on sample surveys conducted separately from and after the main data-collection process.

Housing Census Reports

Series HC(1)-A*
GENERAL HOUSING CHARACTERISTICS

Data on the housing subjects collected on a 100-percent basis are presented for States (by urban and rural residence), standard metropolitan statistical areas (SMSA's), urbanized areas, places of 1,000 inhabitants or more, and counties.

Series HC(1)-B*
DETAILED HOUSING CHARACTERISTICS

Statistics will be presented on a more detailed basis for the subjects included in the series HC(1)-A reports as well as subjects collected on a sample basis. Data will be presented for States (by urban, rural-nonfarm, and rural farm residence), SMSA's, urbanized areas, places of 2,500 inhabitants or more, and counties.

Series HC(2)
METROPOLITAN HOUSING CHARACTERISTICS

These reports cover most of the 1970 housing subjects in considerable detail and cross-classification. There will be one report for each SMSA, presenting data for the SMSA, its central cities, and places of 50,000 inhabitants or more, as well as a national summary report.

Series HC(3)
BLOCK STATISTICS

One report is being issued for each urbanized area showing data for individual blocks on selected housing and population subjects. The series also includes reports for the communities outside urbanized areas which have contracted with the Census Bureau to provide block statistics from the 1970 census.

Series HC(4)†
COMPONENTS OF INVENTORY CHANGE

Each report will contain data on 1960 to 1970 changes in the housing inventory as well as 1960 and 1970 characteristics for units that have not changed. Statistics will be shown for 15 selected SMSA's and for the United States and regions.

Series HC(5)†
RESIDENTIAL FINANCE

Data on financing and characteristics of homeowner properties and rental and vacant properties will be shown for the United States and regions.

Series HC(6)
ESTIMATES OF SUBSTANDARD HOUSING

This series will consist of a single report presenting counts of "substandard" housing units for counties and cities, based on the number of units lacking plumbing facilities combined with estimates of units with all plumbing facilities but in "dilapidated" condition.

Series HC(7)
SUBJECT REPORTS

Each report in this series will concentrate on a particular subject such as housing characteristics by household composition, housing of minority groups and senior citizens, etc. Data will generally be provided on a national level; in some reports, data for States or SMSA's may also be shown.

Population Census Reports

Series PC(1)-A*
NUMBER OF INHABITANTS

Final official population counts are presented for States, counties by urban and rural residence, SMSA's, urbanized areas, county subdivisions, all incorporated places and unincorporated places of 1,000 inhabitants or more.

Series PC(1)-B*
GENERAL POPULATION CHARACTERISTICS

Data on the population subjects collected on a 100-percent basis are presented for States, counties by urban and rural residence, SMSA's, urbanized areas, county subdivisions, and places of 1,000 inhabitants or more.

Series PC(1)-C*
GENERAL SOCIAL AND ECONOMIC CHARACTERISTICS

Data on the population subjects collected on a sample basis will be shown for States (by urban, rural nonfarm, and rural-farm residence), counties, SMSA's, urbanized areas, and places of 2,500 inhabitants or more.

Series PC(1)-D*
DETAILED CHARACTERISTICS

These reports cover most of the subjects in Series PC(1)-C, presented in detail and cross-classified by age, race, and other characteristics. Data are shown for States (by urban, rural-nonfarm, and rural farm residence), SMSA's, and large cities.

Series PC(2)
SUBJECT REPORTS

Each report will concentrate on a particular subject, such as national origin and race, fertility, families, etc. Data will generally be provided on a national and regional level; in some reports, data for States or SMSA's will also be shown.

Joint Population – Housing Reports

Series PHC(1)
CENSUS TRACTS

This series will contain one report for each SMSA, showing data by census tracts for most of the population and housing subjects included in the census.

Series PHC(2)*
GENERAL DEMOGRAPHIC TRENDS FOR METROPOLITAN AREAS

This series presents comparative 1960 and 1970 statistics for population counts and selected 100-percent population and housing subjects for SMSA's and their central cities and constituent counties.

Series PHC(3)†
EMPLOYMENT PROFILES OF SELECTED LOW-INCOME AREAS

Each report will contain data on selected social and economic characteristics of the residents of particular low-income areas in 54 cities and seven rural poverty areas.

Computer Summary Tapes

Six tabulation counts are being made available which provide much greater population and housing subject and geographic detail than in the printed reports. These data will generally be available on magnetic computer tape, printouts, and microfilm at the cost of preparing the copy.

First Count—Approximately 400 cells of data on the subjects collected on a 100-percent basis for each of about 250,000 enumeration districts.

Second Count—Approximately 3,500 cells of 100-percent data for about 35,000 census tracts and 35,000 county subdivisions.

Third Count—Approximately 250 cells of 100-percent data for about 1,500,000 blocks.

Fourth Count—Approximately 13,000 cells of data on the subjects collected on a sample basis for each tract and county subdivision; also about 30,000 cells of data for each county.

Fifth Count—Contains about 800 cells of data for 5-digit ZIP code areas in SMSA's and 3-digit ZIP code areas outside SMSA's.

Sixth Count—Approximately 260,000 cells of data containing detailed tabulations and cross-classifications for States, SMSA's, and large cities.

JNITED STATES
'ARTMENT OF
)MMERCE
IBLICATION

Block Statistics

SOUTH BEND, IND.-MICH. URBANIZED AREA

HC(3)-81



.S. DEPARTMENT
OF COMMERCE
BUREAU OF
THE CENSUS

U.S. DEPARTMENT OF COMMERCE

Maurice H. Stans, Secretary
James T. Lynn, Under Secretary
Harold C. Passer, Assistant Secretary for Economic Affairs

BUREAU OF THE CENSUS

George Hay Brown, Director
Conrad Taeuber, Associate Director
David L. Kaplan, 1970 Census Coordinator

HOUSING DIVISION

Arthur F. Young, Chief

ACKNOWLEDGMENTS — Many persons participated in the various activities of the 1970 census. Primary direction of the program was performed by **Conrad Taeuber,** Associate Director for Demographic Fields, assisted by **David L. Kaplan,** 1970 Census Coordinator, and in conjunction with **Joseph F. Daly,** Associate Director for Research and Development, **William I. Merkin,** Associate Director for Administration, **John W. H. Spencer,** Associate Director for Data Systems, and **Edwin D. Goldfield,** Assistant Director for Program Development.

This report was planned and written in the Housing Division under the supervision of **Arthur F. Young,** Chief, by **Aaron Jesowitz,** Assistant Chief, **Nathan Krevor,** Chief, Coordination and Research Branch, and **Paul F. Coe.**

The Statistical Methods Division was largely responsible for developing new procedures to obtain a more accurate count of housing units. This work was supervised by **Joseph Waksberg,** Division Chief, **Morton Boisen** and **Walter M. Perkins,** Assistant Division Chiefs, and **Barnett Denton** and **Charles D. Jones.**

Geographic plans and procedures were developed in the Geography Division under the supervision of **William T. Fay,** Chief, and **Robert C. Klove** and **Gerald J. Post,** Assistant Division Chiefs, with the assistance of **Robert E. Durland, Margery H. Eliot,** and **Jacob Silver.**

Data collection activities were administered by the Field Division, **Paul R. Squires,** Chief, and **Richard C. Burt** and **Dean H. Weber,** Assistant Division Chiefs, with the assistance of **John Kuntz** and **Stanley Matchett,** as well as the directors of the Bureau's regional offices.

Systems and processing procedures were developed in the Systems Division, **Sol Dolleck,** Chief, under the direction of **Morris Gorinson,** Assistant Division Chief. **Florence Wright** assisted by **Orville M. Slye,** was responsible for the clerical procedures and **Roger O. Lepage,** assisted by **John Murphy, Jr., C. Eden Moody,** and **Judith E. Jones,** was responsible for the computer programing.

The manual processing and microfilming of the questionnaires were performed in the Jeffersonville Census Operations Division, under the supervision of **Joseph F. Arbena,** Chief, and **Robert L. Hagan,** Population and Housing Census Operations Manager, assisted by **Charles L. Adams** and **John C. Campbell. William L. Pangburn** supervised the microfilming operation.

FOSDIC and computer processing were performed in the Processing Division under the supervision of **M. Douglas Fahey,** Chief, and **E. Richard Bourdon** and **James W. Shores,** Assistant Division Chiefs. Development of the automatic microfilming equipment was directed by **Anthony A. Berlinsky.**

Publications planning, editing, and printing were performed in the Administrative and Publications Services Division, **Cecil B. Matthews,** Chief, under the direction of **Raymond J. Koski, John F. Lanham, Jr.,** and **Gerald A. Mann.**

Robert B. Voight, Special Assistant in the Office of the Director, and **Sherry L. Courtland** made many important contributions to the planning and coordination of the 1970 census program.

SUGGESTED CITATION

U.S. Bureau of the Census
Census of Housing: 1970
BLOCK STATISTICS
Final Report HC(3)-81 South Bend, Ind.-Mich. Urbanized Area

U.S. Government Printing Office
Washington, D.C., 1971

For sale by the
Superintendent of Documents
U.S. Government Printing Office
Washington, D.C. 20402, or any
Department of Commerce Field Office.

Price $2.75

1970 CENSUS OF HOUSING

Block Statistics

SOUTH BEND, IND.-MICH. URBANIZED AREA

CONTENTS

	Page
List of HC(3) Block Statistics Reports	II
Introduction	IV
Facsimiles of Questionnaire Page and Respondent Instructions	X

TABLES FOR INDIANA PORTION

1	Characteristics of Housing Units and Population, for Places of 2,500 Inhabitants or More: 1970	IND.–1
2	Characteristics of Housing Units and Population, by Blocks: 1970	IND.–2

TABLES FOR MICHIGAN PORTION

1	Characteristics of Housing Units and Population, for Places of 2,500 Inhabitants or More: 1970	MICH–1
2	Characteristics of Housing Units and Population, by Blocks: 1970	MICH–2

Maps identifying the blocks covered herein are included in or accompany this report.

Issued September 1971

LIST OF HC (3) BLOCK STATISTICS REPORTS

The specific names listed below each State refer to urbanized areas; "Selected Areas" refer to other areas of the State which have contracted with the Census Bureau to provide block statistics.

Report number	Area
	ALABAMA
1	Birmingham
2	Gadsden
3	Huntsville
4	Mobile
5	Montgomery
6	Tuscaloosa
7	Selected Areas
	ALASKA
8	Selected Areas
	ARIZONA
9	Phoenix
10	Tucson
11	Selected Areas
	ARKANSAS
12	Fort Smith
13	Little Rock-North Little Rock
14	Pine Bluff
15	Selected Areas
	CALIFORNIA
16	Bakersfield
17	Fresno
18	Los Angeles-Long Beach
19	Oxnard-Ventura-Thousand Oaks
20	Sacramento
21	Salinas
22	San Bernardino-Riverside
23	San Diego
24	San Francisco-Oakland
25	San Jose
26	Santa Barbara
27	Simi Valley
28	Stockton
29	Selected Areas
	COLORADO
30	Colorado Springs
31	Denver
32	Pueblo
33	Selected Areas
	CONNECTICUT
34	Bridgeport
35	Bristol
36	Hartford
37	Meriden
38	New Britain
39	New Haven
40	Norwalk
41	Stamford
42	Waterbury
	DELAWARE
43	Wilmington
	DISTRICT OF COLUMBIA
44	Washington
	FLORIDA
45	Fort Lauderdale-Hollywood
46	Jacksonville
47	Miami
48	Orlando
49	Pensacola
50	St. Petersburg
51	Tallahassee
52	Tampa
53	West Palm Beach
54	Selected Areas
	GEORGIA
55	Albany
56	Atlanta
57	Augusta
58	Columbus
59	Macon
60	Savannah
61	Selected Areas
	HAWAII
62	Honolulu
63	Selected Areas
	IDAHO
64	Boise City
	ILLINOIS
65	Aurora-Elgin
66	Bloomington-Normal
67	Champaign-Urbana
68	Chicago-Northwestern Indiana
69	Decatur
70	Joliet
71	Peoria
72	Rockford
73	Springfield
74	Selected Areas
	INDIANA
75	Anderson
76	Evansville
77	Fort Wayne
78	Indianapolis
79	Lafayette-West Lafayette
80	Muncie
81	South Bend
82	Terre Haute
83	Selected Areas
	IOWA
84	Cedar Rapids
85	Davenport-Rock Island-Moline
86	Des Moines
87	Dubuque
88	Sioux City
89	Waterloo
90	Selected Areas
	KANSAS
91	Topeka
92	Wichita
93	Selected Areas
	KENTUCKY
94	Lexington
95	Louisville
96	Selected Areas
	LOUISIANA
97	Baton Rouge
98	Lafayette
99	Lake Charles
100	Monroe
101	New Orleans
102	Shreveport
	MAINE
103	Lewiston-Auburn
104	Portland
105	Selected Areas
	MARYLAND
106	Baltimore
107	Selected Areas
	MASSACHUSETTS
108	Boston
109	Brockton
110	Fall River
111	Fitchburg-Leominster
112	Lawrence-Haverhill
113	Lowell
114	New Bedford
115	Pittsfield
116	Springfield-Chicopee-Holyoke
117	Worcester
	MICHIGAN
118	Ann Arbor
119	Bay City
120	Detroit
121	Flint
122	Grand Rapids
123	Jackson
124	Kalamazoo
125	Lansing
126	Muskegon-Muskegon Heights
127	Saginaw
128	Selected Areas
	MINNESOTA
129	Duluth-Superior
130	Minneapolis-St. Paul
131	Selected Areas
	MISSISSIPPI
132	Biloxi-Gulfport
133	Jackson
134	Selected Areas
	MISSOURI
135	Kansas City
136	St. Joseph
137	St. Louis
138	Springfield
139	Selected Areas

Report number	Area
	MONTANA
140	Billings
141	Great Falls
142	Selected Areas
	NEBRASKA
143	Lincoln
144	Omaha
145	Selected Areas
	NEVADA
146	Las Vegas
147	Reno
	NEW HAMPSHIRE
148	Manchester
149	Selected Areas
	NEW JERSEY
150	Atlantic City
151	Trenton
152	Vineland-Millville
153	Selected Areas
	NEW MEXICO
154	Albuquerque
155	Selected Areas
	NEW YORK
156	Albany-Schenectady-Troy
157	Binghamton
158	Buffalo
159	New York-Northeastern New Jersey
	Part 1 – New York City
	Part 2 – New York Portion Outside New York City
	Part 3 – Northeastern New Jersey
160	Rochester
161	Syracuse
162	Utica-Rome
163	Selected Areas
	NORTH CAROLINA
164	Asheville
165	Charlotte
166	Durham
167	Fayetteville
168	Greensboro
169	High Point
170	Raleigh
171	Wilmington
172	Winston-Salem
173	Selected Areas
	NORTH DAKOTA
174	Fargo-Moorhead
	OHIO
175	Akron
176	Canton
177	Cincinnati
178	Cleveland
179	Columbus
180	Dayton
181	Hamilton
182	Lima
183	Lorain-Elyria
184	Mansfield
185	Springfield
186	Steubenville-Weirton
187	Toledo
188	Youngstown-Warren
189	Selected Areas
	OKLAHOMA
190	Lawton
191	Oklahoma City
192	Tulsa
193	Selected Areas
	OREGON
194	Eugene
195	Portland
196	Salem
197	Selected Areas
	PENNSYLVANIA
198	Allentown-Bethlehem-Easton
199	Altoona
200	Erie
201	Harrisburg
202	Johnstown
203	Lancaster
204	Philadelphia
205	Pittsburgh
206	Reading
207	Scranton
208	Wilkes-Barre
209	York
210	Selected Areas
	RHODE ISLAND
211	Providence-Pawtucket-Warwick
	SOUTH CAROLINA
212	Charleston
213	Columbia
214	Greenville
215	Selected Areas
	SOUTH DAKOTA
216	Sioux Falls
217	Selected Areas
	TENNESSEE
218	Chattanooga
219	Knoxville
220	Memphis
221	Nashville-Davidson
222	Selected Areas
	TEXAS
223	Abilene
224	Amarillo
225	Austin
226	Beaumont
227	Brownsville
228	Corpus Christi
229	Dallas
230	El Paso
231	Fort Worth
232	Galveston
233	Harlingen-San Benito
234	Houston
235	Laredo
236	Lubbock
237	McAllen-Pharr-Edinburg
238	Midland
239	Odessa
240	Port Arthur
241	San Angelo
242	San Antonio
243	Sherman-Denison
244	Texarkana
245	Texas City-La Marque
246	Tyler
247	Waco
248	Wichita Falls
249	Selected Areas
	UTAH
250	Ogden
251	Provo-Orem
252	Salt Lake City
	VERMONT
253	Selected Areas
	VIRGINIA
254	Lynchburg
255	Newport News-Hampton
256	Norfolk-Portsmouth
257	Richmond
258	Roanoke
259	Selected Areas
	WASHINGTON
260	Seattle-Everett
261	Spokane
262	Tacoma
263	Selected Areas
	WEST VIRGINIA
264	Charleston
265	Huntington-Ashland
266	Wheeling
267	Selected Areas
	WISCONSIN
268	Green Bay
269	Kenosha
270	Madison
271	Milwaukee
272	Racine
273	Selected Areas
	WYOMING
274	Selected Areas
	PUERTO RICO
275	Mayagüez
276	Ponce
277	San Juan
278	Selected Areas

INTRODUCTION

GENERAL IV
Urbanized areas IV
Maps and block identification IV
Content of the tables V
Symbols V
Data collection procedures V
Processing procedures VI

DEFINITIONS AND EXPLANATIONS OF SUBJECT CHARACTERISTICS VI
Self-enumeration and census questionnaire VI
Comparability with 1960 data VI
Total population VII
Housing units and group quarters VII
Year-round housing units VII
Occupied housing units VII
Race VII
Tenure VIII
Plumbing facilities VIII
Units in structure VIII
Persons per room VIII
Average number of rooms VIII
Average value VIII
Average contract rent VIII
One-person households VIII
With female head of family VIII
With roomers, boarders, or lodgers IX

ACCURACY OF THE DATA IX
Editing IX
Block number check IX

FACSIMILES X
Questionnaire page showing 100-percent housing questions X
Respondent instructions for the 100-percent housing questions XI

GENERAL

This report presents statistics from the 1970 census, by blocks, on general characteristics of housing units and population. Legal provision for this census, conducted as of April 1, 1970, was made in the Act of Congress of August 31, 1954 (amended August 1957), which codified Title 13, United States Code.

This report series contains 278 reports (as listed on page II). Most of the reports (236) relate to a specific urbanized area, as well as to some nearby contiguous territory included for reasons explained below in the section on "Urbanized areas." The remaining reports (42) relate to other types of areas (e.g., smaller cities, counties, etc.) where local authorities contracted with the Census Bureau to collect, process, and publish the data on a block basis. In 1960, a similar contractual technique was utilized but the basic block statistics program was limited generally to cities of 50,000 inhabitants or more (i.e., the built-up fringes around the cities were not covered).

A major portion of the information compiled from the 1970 Census of Housing will appear in Volume I, **Housing Characteristics for States, Cities, and Counties.** For a description of Volume I, as well as other elements of the data dissemination program of the 1970 Population and Housing Census, see the "Publication and Computer Summary Tape Program" statement at the end of this report.

Urbanized areas.—An urbanized area consists of a central city, or cities, and surrounding closely settled territory. The central city must have reported a population of 50,000 or more in 1960, in a special census conducted by the Census Bureau since 1960, or in the 1970 census. Under certain circumstances, "twin cities" with a combined population of 50,000 or more form the basis of an urbanized area. More detailed information on the criteria used to designate urbanized areas and determine their boundaries appears in the 1970 Census of Housing HC(1)-A reports and the 1970 Census of Population PC(1)-A reports.

As suggested by the rules above, the urbanized areas ultimately used in the tabulations of the 1970 census could not be completely recognized or defined until the final population counts were available. Since the precise delineation and numbering of blocks is quite costly and is therefore done only for areas where block statistics will be prepared, a preliminary determination of each urbanized area was made prior to the actual enumeration. The preliminary boundaries were purposely drawn somewhat beyond the anticipated fina' boundaries because the information on density of settlement was not yet available. Thus, for virtually all urbanized areas, there is some immediately adjacent territory for which the information was collected on a block basis. Because the extra cost of tabulating and publishing the block data for this type of territory is comparatively minor, data for blocks outside urbanized areas appear in the reports for those areas. On the other hand, block data are generally not provided for urbanized areas which are recognized for the first time in 1970.

Maps and block identification.—The maps included with these reports identify the location and number of each block and the boundary and number of each census tract or block numbering area.

A block is usually a well-defined rectangular piece of land bounded by streets or roads. However, it may be irregular in shape or bounded by railroad tracks, streams, or other features. The block is the specific numbered area as shown on the map.

Census tracts are small areas into which large cities and metropolitan areas are divided for statistical purposes. Tract boundaries are established cooperatively by a local committee and the Bureau of the Census and are generally designed to achieve

some uniformity of population characteristics, economic status, and living conditions. Initially, the average tract had about 4,000 residents. Tract boundaries are established with the intention of being maintained over a long time so that comparisons may be made from census to census.

In untracted places, block numbering areas are used. They are established by arbitrarily dividing the city along major streets, railroads, or other physical boundaries to facilitate numbering the blocks in groups of fewer than 1,000. The boundaries of block numbering areas have no statistical significance but are merely for convenience in mapping and tabulating.

In numbering the blocks, a separate series is used for each census tract or block numbering area. Thus, the location of each block for which data are presented is determined by referring both to the block number and the census tract or block numbering area. In some cases, a city or other political boundary divides a block. The data shown are for the block represented by the land area as bounded and numbered on the block map.

The block number was assigned to each block on a map suitable for block numbering, prior to the enumeration. In some instances, the map was several years old and did not recognize construction of new streets or disappearance of others. Insofar as possible, the map was corrected for changes that were discovered prior to enumeration. In other cases, it was not feasible to make corrections. Hence the map does not always reflect the blocks as they existed on the ground at the time of the enumeration. For example, a block as shown on the map may have been divided into two blocks. The housing units in the newly subdivided blocks would be assigned the one block number shown on the map even though two blocks existed at the time of enumeration. On the other hand, two blocks as shown on the map may have been merged into one. In the enumeration, the intent was to identify which housing units were physically located in each of the two former blocks and assign the respective block number to each portion, even though only one block existed at the time of enumeration.

Content of the tables.—In the urbanized area block publication program, table 1 summarizes the statistics for each place of 2,500 inhabitants or more and table 2 contains the statistics for the individual blocks summarized to the tract or block numbering area. In the contract block program, one table provides statistics for individual blocks as well as summaries for each tract or block numbering area and each place or area.

In some instances, the blocked area excludes a part of a tract or excludes the rural portion of an extended city (a city having one or more large portions, usually at the boundary of the city, with relatively low population density). Therefore, the tract and place totals cover only the blocks included in this report.

Block identification, total population, and total year-round housing units are shown for every block containing living quarters. For some blocks, the table shows total population but no housing units because all the people live in group quarters. For other blocks, the table shows housing units but no population because all the units are vacant. Blocks (or tracts) with no year-round housing units and no population are shown on the map but do not appear in the tables.

Symbols.—Percents which round to less than 0.1 are not shown but indicated as zero. A dash "—" represents zero. Three dots " . . . " indicate that the data are being withheld to avoid disclosure of information for individual housing units, or that the base for an average, percentage, or ratio is too small for it to be shown. The symbol '#" next to a block number indicates that contract rent was allocated for 20 percent or more of the renter-occupied units. The dagger symbol (†) identifies blocks for which tabulations are not available because of processing errors. If there are any such blocks in the area covered by this report, population and housing unit counts for these blocks are presented on page XII; the summary figures for places and tracts (or block numbering areas) include data for these blocks; i.e., the totals contain the above-mentioned counts as well as imputed data for the various characteristics.

Data collection procedures. — The 1970 census was conducted primarily through self-enumeration. In 1960, self-enumeration was first introduced on a nationwide scale as a substitute for the traditional census direct interview.

A census questionnaire was delivered by postal carriers to every household several days before Census Day, April 1, 1970. This questionnaire contained certain explanatory information and was accompanied by an instruction sheet; in certain areas with comparatively large proportions of Spanish-speaking persons, a Spanish version of the instruction sheet was also enclosed.

In the larger metropolitan areas and some adjacent counties, altogether containing about three-fifths of the population of the United States, the household was requested to fill out and mail back the form on Census Day. Approximately 87 percent of the households did so. The mailed-back forms were reviewed by the census enumerator (or, in some lo-

calities, a census clerk) and if the form was determined to be incomplete or inconsistent, a followup was made. The bulk of these followups were made by telephone, the rest by personal visit. For the households which did not mail back their forms, a followup was also made, in almost all cases by personal visit and in the remainder by telephone. Vacant units were enumerated by personal visit.

For the remaining two-fifths of the population, the household was requested to fill out the form and give it to the enumerator when he called; approximately 80 percent did so. Incomplete and unfilled forms were completed by interview during the enumerator's visit.

Three types of questionnaires were used throughout the country: 80 percent of the households answered a form containing a limited number of population and housing questions, and the remainder, split into 15-percent and 5-percent samples, answered forms which contained these questions as well as a number of additional questions.

The subjects covered in this report are those which were collected on a 100-percent basis. That is, the questions for these subjects appeared on all three questionnaires, the 80-percent, 15-percent, and 5-percent forms.

Processing procedures.—The 1970 census questionnaires were specially designed to be processed by FOSDIC (Film Optical Sensing Device for Input to Computers). Respondents and enumerators (and for some few items, census clerks) marked the answers in predesignated positions which could be "read" by FOSDIC, from a microfilm copy of the questionnaire, onto computer magnetic tape.

The tape containing the information from the questionnaires was processed on the Census Bureau's computers through a number of editing and tabulation steps. One of the end results of this operation was a computer tape from which the tables in this report were prepared on a cathode-ray-tube phototypesetting machine at the Government Printing Office. Another end result was the summary tape which is available for purchase, as described in the "Publication and Computer Summary Tape Program" statement at the end of this report.

DEFINITIONS AND EXPLANATIONS OF SUBJECT CHARACTERISTICS

Self-enumeration and census questionnaire.—As stated in the introductory text of this report, the 1970 census was conducted primarily through self-enumeration. The response, therefore, was based principally on the questionnaire and its accompanying instruction sheet. Furthermore, census takers were instructed to read the questions directly from the questionnaire in their telephone and personal visit interviews. The questionnaire page containing the housing questions asked on a 100-percent basis and the page of the respondent instruction sheet which relates to these questions are reproduced on pages X and XI, respectively. The definitions and explanations given below for each subject are, to a considerable extent, drawn from various technical and procedural materials used in the collection of the data. This material helped the enumerative personnel to understand more fully the intent of each question and thus to resolve problems or unusual cases. Also included is certain explanatory information to assist the user in the proper utilization of the statistics.

Comparability with 1960 data.—Although the 1970 data are generally comparable with the data collected in 1960, certain changes have been introduced. The 1960 inquiry regarding owner occupancy has been subdivided to show a separate category for cooperatives and condominiums in 1970. The 1960 question on cooking equipment was broadened to cover "complete kitchen facilities" in 1970; i.e., an installed sink with piped water, a range or cookstove, and a mechanical refrigerator. On the other hand, the 1960 question on "condition of housing unit" (i.e., sound, deteriorating, or dilapidated) was eliminated because of serious problems with response reliability.

There have also been changes in the scope of some of the tabulations. Data on characteristics of housing units are limited in 1970 to year-round units because of the difficulty of obtaining reliable information for vacant units held for migratory labor or for seasonal occupancy. Moreover, the total counts of housing units given in this report for each block, tract or block numbering area, and place or area are limited to year-round housing units. (Counts of the total housing inventory, including vacant units held for migratory labor and seasonal occupancy, are given for census tracts in series PHC(1), and for States, cities, and counties in series HC(1)-A and HC(1)-B.)

The tabulations on value and contract rent refer to slightly different sets of housing units in 1970 than in 1960. Summarized generally, the difference is that the 1970 data exclude units on places of 10 acres or more whereas the 1960 data exclude units on farms; more specific information can be obtained by comparing the rent and value definitions in the present report with those in 1960 Census of Housing Volume I. Separate figures are shown in this report for occupied units with Negro head of household. In 1960, this type of tabulation related to the total of all

household heads other than white; Negro household heads constituted 95 percent of this total in 1960 for the Nation as a whole, but this proportion varied widely among areas.

Total population.—The total population is the count of all persons living in the block including those in group quarters. The population for each block is subdivided into the following groups expressed as percent of the total population: Negro, in group quarters, under 18 years, and 62 years and over.

In accordance with census practice dating back to 1790, each person enumerated in the 1970 census was counted as an inhabitant of his usual place of residence, which is generally construed to mean the place where he lives and sleeps most of the time. This place is not necessarily the same as his legal residence, voting residence, or domicile. In the vast majority of cases, however, the use of these different bases of classification would produce substantially the same statistics, although there may be appreciable differences for a few areas.

Implementation of this practice has resulted in the establishing of residence rules for certain categories of persons whose usual place of residence is not immediately clear. Furthermore, this practice means that persons were not always counted as residents of the place where they happened to be found by the census enumerators. Persons without a usual place of residence were, however, counted where they were enumerated. Detailed information on residence rules is given in the 1970 Census of Population PC(1)-A reports.

Housing units and group quarters.—All living quarters are classified in the census as either housing units or group quarters. Usually, living quarters are in structures intended for residential use (e.g., a one-family home, apartment house, hotel or motel, boarding house, mobile home or trailer, etc.). Living quarters may also be in structures intended for nonresidential use (e.g., the rooms in a warehouse where a watchman lives), as well as in tents, caves, old railroad cars, etc.

A housing unit is a house, an apartment, a group of rooms, or a single room occupied or intended for occupancy as separate living quarters. Separate living quarters are those in which the occupants do not live and eat with any other persons in the structure and which have either (1) direct access from the outside of the building or through a common hall or (2) complete kitchen facilities for the exclusive use of the occupants. The occupants may be a single family, one person living alone, two or more families living together, or any other group of related or nonrelated persons who share living arrangements (except as described in the next paragraph on group quarters). Both occupied and vacant housing units are included in the housing inventory, except that mobile homes, trailers, tents, etc. are included only if they are occupied.

Group quarters are living arrangements for institutional inmates or for other groups containing five or more persons not related to the person in charge. Group quarters are located most frequently in institutions, boarding houses, military barracks, college dormitories, fraternity and sorority houses, hospitals, monasteries, convents, and ships. A house or apartment is considered group quarters if it is shared by the person in charge and five or more persons unrelated to him, or if there is no person in charge, by six or more unrelated persons. Information on the housing characteristics of group quarters is not collected in the census.

Year-round housing units.—Data on housing characteristics in the 1970 census reports are limited to year-round housing units; i.e., all occupied units plus vacant units intended for year-round use. Vacant units intended for seasonal occupancy and vacant units held for migratory labor are excluded because it is difficult to obtain reliable information for them. In this report, the housing unit counts are also limited to year-round units. Counts of the total housing inventory, however, are given for census tracts in series PHC(1), and for States, cities, and counties in series HC(1)-A and HC(1)-B.

Occupied housing units.—A housing unit is classified as occupied if a person or group of persons is living in it at the time of enumeration or if the occupants are only temporarily absent, for example, on vacation. However, if the persons staying in the unit have their usual place of residence elsewhere, the unit is classified as vacant.

A count of vacant year-round units may be derived by subtracting the sum of owner- and renter-occupied from the total number of year-round units. The count of vacant year-round units thus obtained includes units for sale or rent, units sold or rented but not yet occupied by the new owner or renter, units held for the occasional use of the owner, and units held off the market for other reasons.

Race.—The classification by race shown for occupied housing units refers to the race of the head of the household occupying the unit. Units with Negro heads of household are shown separately as percentages of owner- and renter-occupied housing units. The concept of race as used by the Census Bureau does not denote clear-cut scientific definition of biological stock. Rather, the data repre-

sent essentially self-classification by people according to the race with which they identify themselves.

Tenure.—A housing unit is "owner occupied" if the owner or co-owner lives in the unit, even if it is mortgaged or not fully paid for. A cooperative or condominium unit is "owner occupied" only if the owner or co-owner lives in it. All other occupied units are classified as "renter occupied" including units rented for cash rent and those occupied without payment of cash rent.

Plumbing facilities. — The category "with all plumbing facilities" consists of units which have hot and cold piped water inside the structure as well as a flush toilet and a bathtub or shower inside the structure for exclusive use of the occupants of the unit. "Lacking some or all plumbing facilities" means that the unit does not have all three specified plumbing facilities (hot and cold piped water, as well as flush toilet and bathtub or shower inside the structure), or that the toilet or bathing facilities are also for the use of the occupants of other housing units.

Units in structure.—Statistics on the number of housing units in a structure are presented in terms of the number of units in one-unit structures and in structures of 10 or more units. The data on units in 10-or-more-unit structures, however, are based on responses to the inquiry on number of units at the building address (item A on facsimile of questionnaire), and therefore, may be understated in blocks containing structures with two or more addresses.

Persons per room.—"Persons per room" is computed by dividing the number of persons in the unit by the number of rooms in the unit. The category "1.01 or more persons per room" indicates an average of more than one person to a room. The figures are shown separately for all occupied units and for occupied units with all plumbing facilities.

Average number of rooms.—Rooms to be counted include whole rooms used for living purposes, such as living rooms, dining rooms, kitchens, bedrooms, finished recreation rooms, family rooms, etc. Not counted as rooms are bathrooms, porches, balconies, foyers, halls, half-rooms, kitchenettes, strip or pullman kitchens, utility rooms, unfinished attics, basements, or other space used for storage.

The average number of rooms (arithmetic mean) was computed by dividing the sum of the rooms for each tenure group by the number of owner- or renter-occupied units, respectively. The questionnaire contained a terminal category of "9 rooms or more." For purposes of the computation, the terminal category was given a mean value of 10. As a result, 10 rooms is the arbitrary maximum average which could be obtained for any block.

Average value.—Value is the respondent's estimate of how much the property (house and lot) would sell for if it were for sale. Value data are limited to owner occupied one-family houses on less than 10 acres, without a commercial establishment or medical office on the property. Cooperatives, condominiums, mobile homes, and trailers are excluded from the value tabulations.

The average value (arithmetic mean) was computed by dividing the sum of the values by the number of owner-occupied units for which value is shown. Value was reported in class intervals, the lowest and highest intervals being "Less than $5,000" and "$50,000 or more," respectively. For purposes of the computation, the midpoints of the intervals were used except that a mean of $3,500 was assigned for values less than $5,000 and a mean of $60,000 was assigned for values of $50,000 or more. As a result, $3,500 is the arbitrary minimum and $60,000 is the arbitrary maximum average which could be obtained for any block. Average value is rounded to the nearest hundred dollars.

Average contract rent.—Contract rent is the monthly rent agreed to, or contracted for, regardless of any furnishings, utilities, or services that may be included. Contract rent data exclude one-family homes on a place of ten acres or more. The average contract rent (arithmetic mean) was computed by dividing the sum of the rental amounts by the number of renter-occupied units for which cash rent was paid; units for which no cash rent was paid were excluded from the computation. Contract rent was reported in class intervals, the lowest and highest intervals being "less than $30" and "$300 or more," respectively. For purposes of the computation, the midpoints of the intervals were used except that a mean of $25 was assigned for rents less than $30 and a mean of $350 was assigned for rents of $300 or more. As a result, $25 is the arbitrary minimum and $350 the arbitrary maximum average which could be obtained for any block. Average contract rent is rounded to the nearest dollar.

One-person households.—The data in this column refer to the number of housing units occupied by only one person.

With female head of family.—Housing units are occupied by either "families" or "primary individuals." The term "family" refers to the head of

the household and all (one or more) other persons in the household related to the head by blood, marriage, or adoption. If nobody in the household is related to the head, then the unit is not occupied by a family but by a "primary individual."

A housing unit occupied by a "family" may or may not contain persons unrelated to the head of the family, such as roomers, boarders, servants, etc.

The category "female head of family" comprises all housing units occupied by families with female heads regardless of their marital status. Included are female heads of families with no spouse and female heads of families whose husbands are living away from their families, as for example, husbands in the Armed Forces living on military reservations.

With roomers, boarders, or lodgers.—This column refers to the number of housing units containing one or more roomers, boarders, or lodgers. Not included as "roomers, boarders, or lodgers" are foster children or wards, servants who live in, companions, and partners.

ACCURACY OF THE DATA

Editing.—Human and mechanical errors occur in any mass statistical operation such as a decennial census. Errors during the data collection phase can include failure to obtain required information from respondents, obtaining incorrect or inconsistent information, and recording information in the wrong place or incorrectly. Errors can also occur during the field review of the enumerator's work, the clerical handling of the questionnaires, and the various stages of the electronic processing of the material. Careful efforts are made in every census to keep the errors in each step at an acceptably low lovel. Quality control and check measures are utilized throughout the census operation. As was done for the 1950 and 1960 censuses, evaluative material on many aspects of the 1970 census will be published as soon as the appropriate data are accumulated and analyzed. A major concern in the evaluation work is to ascertain, insofar as possible, the degree of completeness of the count of both population and housing units.

The objective of the processing operation is to produce a set of statistics that describes the Nation's housing as accurately and clearly as possible. To meet this objective, certain unacceptable entries were edited.

Whenever information was missing, an allocation procedure was used to assign an entry, thereby eliminating the need for a "not reported" category in the tabulations. The assignment was based on related information reported for the housing unit or on information reported for a similar unit in the immediate neighborhood. For example, if tenure for an occupied unit was omitted but a rental amount was reported, the computer automatically edited tenure to "rented for cash rent." On the other hand, if the unit was reported as rented but the amount of rent was missing, the computer automatically assigned the rent that was reported for the preceding renter-occupied unit.

A similar procedure was used when the information reported for an item was inconsistent with other information reported for the unit. For example, if a housing unit was enumerated as having no piped water but having both a bathtub (or shower) and flush toilet for the exclusive use of the occupants of the unit, the computer edited water supply to "hot and cold water," a category considered to be consistent with the reported bathing and toilet facilities.

Specific tolerances were established for the number of computer allocations that would be permitted. If the number of corrections was beyond tolerance, the questionnaires in which the errors occurred were clerically reviewed. If it was found that the errors resulted from damaged questionnaires, improper microfilming, faulty reading by FOSDIC of undamaged questionnaires, or other types of machine failure, the questionnaires were reprocessed.

Block number check.—Through a detailed edit accomplished largely on the electronic computer, most of the errors in reporting block numbers were corrected. A control tape was created, listing the block numbers shown on the map for each enumeration district and each census tract. In certain large metropolitan areas, the control tape also contained the serial numbers assigned to each housing unit in the block. For each questionnaire, the computer compared the serial number and/or the block number, the enumeration district, and the census tract to the control tape. When an inconsistency was detected or when the block number on the questionnaire was blank, the computer changed the block number or assigned a number that was consistent with the control tape.

Specific tolerances were established for the number of block number changes and reassignments that would be permitted for each enumeration district. If the number was beyond tolerance, a clerical review was performed. In the clerical review, the enumerator's records were examined for comments and explanations, the addresses of the housing units involved were checked with the map, and block numbers were assigned as appropriate. Clerical review was required also when the control tape contained block numbers which were not reported by the enumerator.

FACSIMILE OF QUESTIONNAIRE PAGE SHOWING 100-PERCENT HOUSING QUESTIONS

A. How many living quarters, occupied and vacant, are at this address?

- One
- 2 apartments or living quarters
- 3 apartments or living quarters
- 4 apartments or living quarters
- 5 apartments or living quarters
- 6 apartments or living quarters
- 7 apartments or living quarters
- 8 apartments or living quarters
- 9 apartments or living quarters
- 10 or more apartments or living quarters
- This is a mobile home or trailer

Answer these questions for your living quarters

H1. Is there a telephone on which people in your living quarters can be called?

- Yes → What is the number? _____ *Phone number*
- No

H2. Do you enter your living quarters—

- Directly from the outside or through a common or public hall?
- Through someone else's living quarters?

H3. Do you have complete kitchen facilities?
Complete kitchen facilities are a sink with piped water, a range or cook stove, and a refrigerator.

- Yes, for this household only
- Yes, but also used by another household
- No complete kitchen facilities for this household

H4. How many rooms do you have in your living quarters?
Do not count bathrooms, porches, balconies, foyers, halls, or half-rooms.

- 1 room
- 2 rooms
- 3 rooms
- 4 rooms
- 5 rooms
- 6 rooms
- 7 rooms
- 8 rooms
- 9 rooms or more

H5. Is there hot and cold piped water in this building?

- Yes, hot and cold piped water in this building
- No, only cold piped water in this building
- No piped water in this building

H6. Do you have a flush toilet?

- Yes, for this household only
- Yes, but also used by another household
- No flush toilet

H7. Do you have a bathtub or shower?

- Yes, for this household only
- Yes, but also used by another household
- No bathtub or shower

H8. Is there a basement in this building?

- Yes
- No, built on a concrete slab
- No, built in another way *(include mobile homes and trailers)*

H9. Are your living quarters—

- Owned or being bought by you or by someone else in this household? *Do not include cooperatives and condominiums here.*
- A cooperative or condominium which is owned or being bought by you or by someone else in this household?
- Rented for cash rent?
- Occupied without payment of cash rent?

H10a. Is this building a one-family house?

- Yes, a one-family house
- No, a building for 2 or more families or a mobile home or trailer

b. *If "Yes"*— **Is this house on a place of 10 acres or more, or is any part of this property used as a commercial establishment or medical office?**

- Yes, 10 acres or more
- Yes, commercial establishment or medical office
- No, none of the above

H11. *If you live in a one-family house which you own or are buying—*
What is the value of this property; that is, how much do you think this property (house and lot) would sell for if it were for sale?

- Less than $5,000
- $5,000 to $7,499
- $7,500 to $9,999
- $10,000 to $12,499
- $12,500 to $14,999
- $15,000 to $17,499
- $17,500 to $19,999
- $20,000 to $24,999
- $25,000 to $34,999
- $35,000 to $49,999
- $50,000 or more

If this house is on a place of 10 acres or more, or if any part of this property is used as a commercial establishment or medical office, do not answer this question.

H12. *Answer this question if you pay rent for your living quarters.*

a. *If rent is paid by the month—*

What is the monthly rent?

Write amount here → $ _____.00 *(Nearest dollar)*

and

Fill one circle

- Less than $30
- $30 to $39
- $40 to $49
- $50 to $59
- $60 to $69
- $70 to $79
- $80 to $89
- $90 to $99
- $100 to $119
- $120 to $149
- $150 to $199
- $200 to $249
- $250 to $299
- $300 or more

b. *If rent is not paid by the month—*
What is the rent, and what period of time does it cover?

$ _____ .00 per _____
(Nearest dollar) *(Week, half-month, year, etc.)*

FOR CENSUS ENUMERATOR'S USE ONLY

a4. Block number	a5. Serial number
Ø ○ ○ ○	Ø ○ ○ ○ Ø
1 ○ ○ ○	1 ○ ○ ○ 1
2 ○ ○ ○	2 ○ ○ ○ 2
3 ○ ○ ○	3 ○ ○ ○ 3
4 ○ ○ ○	4 ○ ○ ○ 4
5 ○ ○ ○	5 ○ ○ ○ 5
6 ○ ○ ○	6 ○ ○ ○ 6
7 ○ ○ ○	7 ○ ○ ○ 7
8 ○ ○ ○	8 ○ ○ ○ 8
9 ○ ○ ○	9 ○ ○ ○ 9

B. Type of unit or quarters

Occupied
- First form
- Continuation

Vacant
- Regular
- Usual residence elsewhere

Group quarters
- First form
- Continuation

For a vacant unit, also fill C, D, A, H2 to H8, and H10 to H12

C. Vacancy status

Year round—
- For rent
- For sale only
- Rented or sold, not occupied
- Held for occasional use
- Other vacant

- Seasonal
- Migratory

D. Months vacant

- Less than 1 month
- 1 up to 2 months
- 2 up to 6 months
- 6 up to 12 months
- 1 year up to 2 years
- 2 years or more

C/O ○ ○

FACSIMILE OF RESPONDENT INSTRUCTIONS FOR THE 100-PERCENT HOUSING QUESTIONS

A. Mark only one circle. **This address** means the house or building number where your living quarters are located.

H1. Mark **Yes** and enter telephone number, even if the telephone is in another apartment or building.

H2. Mark the second circle only if you **must** go through someone else's living quarters to get to your own.

H3. The kitchen sink, stove, and refrigerator do **not** have to be in the same room.

Also used by another household means that someone else who lives in the same building, but is not a member of your household, also uses the equipment. Mark this circle also if the occupants of living quarters now vacant would also use the equipment.

H4. Count only whole rooms used for living purposes, such as living rooms, dining rooms, kitchens, bedrooms, finished recreation rooms, family rooms, etc. Do **not** count kitchenettes, strip or pullman kitchens; utility rooms; or unfinished attics, basements, or other space used for storage.

H5. Mark **hot water** even if you have it only part of the time.

H6, H7. See instructions for H3 for meaning of **Also used by another household.**

H8. A house has a **basement** if there is enclosed space in which persons can walk upright under all or part of the building. A house on a **concrete slab** has no basement and no air or crawl space below it. A house built **in another way** is one directly on the ground or resting on a foundation or posts to provide crawl space.

H9. **Owned or being bought** means that the living quarters are owned outright or are mortgaged. Also mark **Owned or being bought** if the living quarters are owned but the land is rented.

Mark **Rented for cash rent** if any money rent is paid. Rent may be paid by persons who are not members of your household.

Occupied without payment of cash rent includes, for example, a parsonage, a house or apartment provided free of rent by the owner, or a house or apartment occupied by a janitor or caretaker in exchange for services.

H10. **A commercial establishment** is easily recognized from the outside; for example, a grocery store or barber shop. A **medical office** is a doctor's or dentist's office regularly visited by patients. If your house is on a place of 10 acres or more **and** also contains a commercial establishment or medical office, mark **Yes, 10 acres or more.**

H11. Include the value of the house, the land it is on, and any other structures on the same property. If the house is owned but the land is rented, estimate the combined value of the house **and** the land.

H12. Report the rent agreed to or contracted for, even if the furnishings, utilities, or services are included.

a. If you pay rent by the month, write in the amount of rent and fill one circle.

b. If rent is **not** paid by the month, answer both parts of **b.** For example, **$20** per **week**, **$1,500** per **year**, etc.

H13. If exact costs are not known, estimate as closely as possible. Report amounts even if bills are unpaid or are paid by someone else. If the bills include utilities or fuel used also by another apartment or a business establishment, estimate the amounts for your own living quarters. If gas and electricity are billed together, enter the combined amount on the electricity line and bracket ({) the two utilities.

CORRECTION NOTE

(The revisions described below are not reflected in the tables of this report.)

Indiana Portion

The following figures refer to blocks in St. Joseph County for which tabulations are not available (see explanation of dagger symbol (†) on page V of text):

Block		Population	Year-round housing units
Tract 3.02	Block 106	259	78
	Block 902	105	36
Tract 106	Block 616	33	10
	Block 617	40	14
	Block 618	28	9
	Block 701	482	149
Tract 107	Block 304	49	18
	Block 305	47	15
	Block 306	45	16
	Block 307	40	15
	Block 308	26	11
	Block 309	73	27
	Block 310	30	11
	Block 311	60	26
	Block 312	79	26
	Block 313	41	12
	Block 314	37	20
	Block 315	35	12
	Block 316	29	11
	Block 317	39	15
	Block 318	32	26
	Block 319	42	13
	Block 320	16	4
	Block 401	47	19
	Block 402	26	7
	Block 403	16	8
	Block 404	32	9
	Block 405	44	11
	Block 406	36	11
	Block 407	34	9
	Block 408	20	9
	Block 409	60	23
	Block 411	81	24
	Block 412	73	22
	Block 413	28	10
	Block 414	29	10
	Block 415	53	19
	Block 417	21	10
	Block 418	16	6
	Block 419	46	13
	Block 420	38	16
	Block 501	25	8
	Block 502	23	6
	Block 503	13	2
	Block 504	17	8
	Block 505	14	5
	Block 506	13	6
	Block 508	13	7
	Block 509	8	4
	Block 510	28	10
	Block 511	31	12
	Block 512	13	8
	Block 513	42	13
	Block 514	34	13
	Block 515	4	2
	Block 516	7	2
	Block 517	50	17
	Block 518	54	19
	Block 519	30	14
	Block 520	59	20
	Block 521	17	7
	Block 601	50	16
Tract 110	Block 910	248	82
Tract 115	Block 414	964	341
	Block 512	117	47
	Block 513	81	16
	Block 514	115	23
	Block 515	109	22
	Block 516	220	46
	Block 517	190	41
	Block 518	36	15
	Block 519	82	22
	Block 909	70	27
	Block 910	86	23
	Block 911	89	26
	Block 922	94	36
	Block 923	81	34
	Block 926	51	13
Tract 120	Block 931	168	45
	Block 932	188	55

The following are corrected counts for specified blocks in St. Joseph County:

Block		Population	Year-round housing units
Tract 3.02	Block 101	6	3
	Block 102	87	22
	Block 103	119	33
	Block 104	148	44
	Block 105	103	37
	Block 107	41	16
	Block 108	47	9
	Block 109	102	22
	Block 110	379	85
Tract 115	Block 105	107	29
	Block 508	52	11

In St. Joseph County tract 106, the corrected counts for omitted block 416 are 221 population and 80 year-round housing units.

In St. Joseph County tract 9, a portion of the data shown for block 412 refer to tract 10, block 325. The corrected population and year-round housing unit counts for these two blocks are; tract 9, block 412--126 and 45; and tract 10, block 325--95 and 23.

Table 1. Characteristics of Housing Units and Population, for Places of 2,500 Inhabitants or More: 1970

[Data exclude vacant seasonal and vacant migratory housing units. For minimum base for derived figures (percent, average, etc.) and meaning of symbols, see text]

Places	Percent of total population				Year-round housing units				Occupied housing units											
							Units in—		Owner					Renter					1.01 or more persons per room				
	Total population	Negro	In group quarters	Under 18 years	62 years and over	Total	Lacking some or all plumbing facilities	One unit structures	Structures of 10 or more units	Total	Lacking some or all plumbing facilities	Average number of rooms	Average value (dollars)	Percent Negro	Total	Lacking some or all plumbing facilities	Average number of rooms	Average contract rent (dollars)	Percent Negro	Total	With all plumbing facilities	One-person households	With female head of family	With roomers, boarders, or lodgers
Elkhart	43152	10	1	34	13	14936	310	11414	792	9957	113	5.9	17400	6	4403	164	4.3	100	9	749	728	2892	1230	308
Mishawoka	35517	–	2	33	14	12455	223	9684	183	8888	120	5.3	12600	–	3163	85	4.1	88	1	648	640	2317	913	179
South Bend	125580	14	1	33	14	43508	1276	34553	1123	30309	533	5.6	13900	9	10973	617	4.2	95	16	2528	2461	8136	3626	1099

Table 2. Characteristics of Housing Units and Population, by Blocks: 1970

Elkhart County, Ind.

[Data exclude vacant seasonal and vacant migratory housing units. For minimum base for derived figures (percent, average, etc.) and meaning of symbols, see text]

Blocks Within Census Tracts	Total population	Percent of total population: Negro	Percent of total population: In group quarters	Percent of total population: Under 18 years	Percent of total population: 62 years and over	Year-round housing units: Total	Year-round housing units: Lacking some or all plumbing facilities	Year-round housing units: Units in — One-unit structures	Year-round housing units: Units in — Structures of 10 or more units	Occupied housing units: Owner: Total	Owner: Lacking some or all plumbing facilities	Owner: Average number of rooms	Owner: Average value (dollars)	Owner: Percent Negro	Occupied housing units: Renter: Total	Renter: Lacking some or all plumbing facilities	Renter: Average number of rooms	Renter: Average contract rent (dollars)	Renter: Percent Negro	1.01 or more persons per room: Total	1.01 or more persons per room: With all plumbing facilities	One-person households	With female head of family	With roomers, boarders, or lodgers
14	5868	3	–	40	7	1727	86	1519	1	1453	60	5.3	16700	3	234	19	4.4	94	4	199	178	159	119	39
101	2	...	...	...	...	1	...	...	...	...	...	...	...	...	...	...	...	...	...	...	...	...	...	...
102	79	–	–	46	14	23	–	21	–	18	–	5.1	12100	–	3	...	...	...	–	3	3	4	3	–
103	81	–	–	27	22	32	–	30	–	26	–	5.2	16600	–	5	–	4.2	...	–	1	1	3	4	–
104	–	–	–	–	–	1	...	...	...	...	...	...	...	–	...	...	...	...	–	...	...	...	...	...
105	22	–	–	46	5	6	–	6	–	4	...	...	...	–	2	...	...	...	–	2	2	2	–	1
106	26	–	–	12	15	14	1	10	–	6	1	5.0	9500	–	6	–	4.2	94	–	–	–	3	–	–
107	23	–	–	26	13	9	–	7	–	6	–	6.0	...	–	3	...	...	...	–	1	1	3	1	–
109	3	...	...	...	...	1	...	...	...	...	...	...	...	...	...	...	...	...	...	...	...	...	...	...
110	15	–	–	53	–	3	...	...	...	...	...	...	...	–	...	...	...	...	–	...	...	...	...	...
112	9	–	–	33	11	3	...	...	...	...	...	...	...	–	...	...	...	...	–	...	...	...	...	...
114	12	–	–	58	–	2	...	...	...	...	...	...	...	–	...	...	...	...	–	...	...	...	...	...
115	1	...	...	...	...	1	...	...	...	...	...	...	...	...	...	...	...	...	...	...	...	...	...	...
117	14	–	–	43	7	4	...	...	...	...	...	...	...	–	...	...	...	...	–	...	...	...	...	...
118	19	–	–	42	5	6	–	6	–	5	–	5.0	21800	–	1	...	...	...	–	–	–	–	1	–
119	11	–	–	27	–	3	...	...	...	...	...	...	...	–	...	...	...	...	–	...	...	...	...	...
120	4	...	...	...	...	3	...	...	...	...	...	...	...	...	...	...	...	...	...	...	...	...	...	...
121	10	–	–	40	–	5	–	5	–	1	...	...	...	–	2	...	...	...	–	...	...	...	...	...
122	33	–	–	46	18	11	3	11	–	8	3	4.5	5800	–	1	...	...	...	–	3	3	2	1	–
123	17	–	–	47	6	4	...	...	...	...	...	...	...	–	...	...	...	...	–	...	...	...	...	...
124	42	–	–	38	7	11	–	11	–	6	–	4.7	6200	–	5	–	4.2	63	–	3	3	1	2	–
125	20	–	–	20	30	8	2	8	–	7	2	4.7	10300	–	1	...	...	...	–	–	–	2	–	–
126#	27	–	–	33	4	10	3	8	–	2	...	...	...	–	8	2	5.1	111	–	1	1	2	2	–
127	26	–	–	35	4	10	1	10	–	6	1	5.3	9100	–	4	...	...	...	–	1	1	3	–	–
128	7	–	–	43	14	2	...	...	...	...	...	...	...	–	...	...	...	...	–	...	...	...	...	...
201	91	–	–	47	3	27	13	26	–	18	5	4.6	5300	–	6	5	4.0	74	–	7	2	3	2	–
202	61	–	–	53	3	14	1	13	–	10	1	4.2	7900	–	4	...	...	...	–	4	3	1	1	–
203	39	–	–	41	5	14	5	12	–	12	4	4.5	5200	–	2	...	...	...	–	3	2	3	5	–
204	53	–	–	53	4	11	4	8	–	9	3	4.9	5800	–	2	...	...	...	–	5	4	–	1	1
205	9	–	–	44	22	6	1	5	–	3	...	...	...	–	1	...	...	...	–	...	...	...	...	...
206	16	–	–	25	25	6	1	6	–	5	–	5.2	10200	–	1	...	...	...	–	–	–	–	–	–
207	10	–	–	20	20	5	–	5	–	4	...	...	...	–	–	–	–	–	–	...	...	...	...	...
208	18	–	–	44	–	5	1	4	–	3	...	...	...	–	2	...	...	...	–	1	–	–	2	1
210	4	...	...	...	...	2	...	...	...	...	...	...	...	...	...	...	...	...	...	...	...	...	...	...
211	30	–	–	50	3	8	1	6	–	5	1	4.6	...	–	3	...	...	...	–	–	–	1	–	–
212	67	–	–	39	6	19	–	9	–	16	–	4.8	5800	–	3	...	...	...	–	3	3	3	–	3
213#	51	–	–	39	10	14	3	14	–	8	2	4.3	8700	–	5	–	5.4	73	–	3	3	1	1	–
214	25	8	–	44	4	5	1	5	–	5	1	5.0	8800	20	–	–	–	–	–	1	1	–	–	–
215	36	31	–	50	3	8	1	6	–	6	–	5.0	...	17	2	...	...	...	...	4	3	–	1	–
216	55	82	–	55	–	9	–	8	–	8	–	6.0	10600	75	1	...	...	...	...	4	4	–	2	1
217	8	–	–	25	–	3	...	...	...	...	...	...	...	–	...	...	...	...	–	...	...	...	...	...
218	19	16	–	47	11	6	3	4	–	4	...	...	...	...	1	...	...	...	...	2	1	–	–	–
219	56	32	–	46	4	15	1	8	–	10	–	4.6	7900	50	5	1	3.8	75	–	4	4	–	2	–
220	11	–	–	27	27	3	...	...	...	...	...	...	...	–	...	...	...	...	–	...	...	...	...	...
221	5	80	–	60	20	2	...	...	...	...	...	...	...	...	...	...	...	...	...	...	...	...	...	...
222	15	87	–	33	–	4	...	...	...	...	...	...	...	...	...	...	...	...	...	...	...	...	...	...
223	26	46	–	31	19	8	–	5	–	7	–	4.7	14000	43	1	...	...	...	...	–	–	–	–	–
224	4	...	...	...	...	1	...	...	...	...	...	...	...	...	...	...	...	...	...	...	...	...	...	...
225	8	75	–	38	13	3	...	...	...	...	...	...	...	...	...	...	...	...	...	...	...	...	...	...
226	22	36	–	36	18	7	3	5	–	4	...	...	...	...	3	...	...	...	...	1	–	1	1	–
227	31	61	–	39	7	5	2	3	–	5	2	5.4	...	60	–	–	–	–	–	3	1	–	–	–
228	27	56	–	44	4	5	–	4	–	5	–	4.6	...	40	–	–	–	–	–	3	3	–	–	1
229	26	69	–	35	8	10	1	7	–	6	1	4.0	6700	67	4	...	...	...	...	2	1	2	1	1
230	5	–	–	40	–	1	...	...	...	...	...	...	...	–	...	...	...	...	–	...	...	...	...	...
301	46	–	–	46	4	11	–	9	–	9	–	5.6	10400	–	2	...	...	...	–	2	2	–	–	–
302	61	–	–	44	–	15	–	15	–	13	–	5.2	9500	–	2	...	...	...	–	3	3	–	–	–
303	56	–	–	45	4	16	2	15	–	13	1	5.0	7000	–	3	...	...	...	–	2	1	1	2	–
304	27	–	–	33	11	10	–	10	–	10	–	6.0	29800	–	–	–	–	–	–	–	–	1	2	–
305	27	–	–	30	11	10	–	10	–	10	–	5.4	22300	–	–	–	–	–	–	1	1	2	–	–
306	42	–	–	36	19	13	–	12	–	13	–	7.4	42000	–	–	–	–	–	–	–	–	2	2	–
307	8	–	–	25	–	3	...	...	...	...	...	...	...	–	...	...	...	...	–	...	...	...	...	...
308	61	–	–	44	3	16	–	16	–	15	–	5.4	27700	–	1	...	...	...	–	1	1	1	–	–
309	50	–	–	44	2	14	–	14	–	14	–	5.4	17100	–	–	–	–	–	–	1	1	1	2	–
310	28	–	–	57	–	6	–	6	–	6	–	6.2	21500	–	–	–	–	–	–	2	2	–	–	–
311	31	–	–	52	3	7	–	7	–	7	–	6.3	17000	–	–	–	–	–	–	–	–	–	–	–
312	11	–	–	18	–	4	...	...	...	...	...	...	...	–	...	...	...	...	–	...	...	...	...	...
313	17	–	–	41	–	5	–	5	–	5	–	5.8	16500	–	–	–	–	–	–	–	–	–	1	–
314	29	–	–	31	7	9	–	9	–	9	–	5.6	16100	–	–	–	–	–	–	–	–	1	–	–
315	67	–	–	54	–	14	1	13	–	11	1	4.1	8700	–	2	...	...	...	–	7	6	1	–	–
316	13	–	–	39	–	3	...	...	...	...	...	...	...	–	...	...	...	...	–	...	...	...	...	...
317	16	–	–	50	–	4	...	...	...	...	...	...	...	–	...	...	...	...	–	...	...	...	...	...
318	22	–	–	27	5	7	–	6	–	6	–	4.5	6500	–	1	...	...	...	–	2	2	1	–	1
319	17	–	–	41	–	4	...	...	...	...	...	...	...	–	...	...	...	...	–	...	...	...	...	...
321	86	–	–	48	–	23	–	23	–	21	–	5.1	15500	–	–	–	–	–	–	4	4	1	1	–
322	82	–	–	46	–	22	–	22	–	17	–	5.3	14600	–	4	...	...	...	–	1	1	1	1	1
323	166	5	–	49	1	43	–	43	–	37	–	5.1	13800	–	5	–	4.8	...	20	4	4	1	3	1
901	430	–	–	45	4	119	3	114	–	101	3	5.4	15100	–	17	–	4.6	97	–	11	10	8	13	2
902	147	–	–	29	12	52	–	47	–	39	–	5.3	19100	–	10	–	4.6	124	–	2	2	5	1	3
903	6	–	–	33	–	2	...	...	...	...	...	...	...	–	...	...	...	...	–	...	...	...	...	...
904#	424	2	–	42	8	120	1	103	–	101	1	5.7	19400	2	18	–	3.7	114	–	17	17	11	11	5
905	69	–	–	39	7	21	–	21	–	20	–	5.7	27900	–	–	–	–	–	–	1	1	1	–	1
906#	334	1	–	32	12	111	2	105	–	102	2	5.6	29000	1	7	–	4.3	105	–	11	11	12	8	1
907	153	–	–	29	14	49	2	41	–	41	2	5.1	12600	–	8	–	4.3	100	–	4	4	8	1	–
908	48	–	–	48	10	13	1	12	1	11	–	5.5	14600	–	2	...	...	...	–	–	–	–	2	–
909	85	1	–	34	12	28	–	22	–	21	–	5.2	13300	5	6	–	3.8	89	–	2	2	3	4	–
910	99	–	–	37	4	32	2	28	–	28	2	4.9	12600	–	4	...	...	...	–	4	3	5	2	–
911	22	–	–	27	–	7	–	4	–	6	–	4.8	...	–	1	...	...	...	–	2	2	1	–	–
912	108	–	–	42	11	30	4	21	–	25	4	4.5	8700	–	4	...	...	...	–	4	4	2	2	–
913	28	–	–	25	14	11	–	8	–	8	–	5.8	...	–	1	...	...	...	–	–	–	–	–	2
914	267	–	–	32	7	102	2	40	–	97	1	4.7	14600	–	4	...	...	...	–	3	3	18	9	1

[Data exclude vacant seasonal and vacant migratory housing units. For minimum base for derived figures (percent, average, etc.) and meaning of symbols, see text]

Blocks Within Census Tracts	Percent of total population				Year-round housing units				Occupied housing units												
							Units in—		Owner					Renter				1.01 or more persons per room				
	Total population	Negro	In group quarters	Under 18 years	62 years and over	Total	Lacking some or all plumbing facilities	One-unit structures	Structures of 10 or more units	Total	Lacking some or all plumbing facilities	Average number of rooms	Average value (dollars)	Percent Negro	Total	Lacking some or all plumbing facilities	Average number of rooms	Average contract rent (dollars)	Percent Negro	Total	With all plumbing facilities	One-person households	With female head of family	With roomers, boarders, or lodgers
915	44	–	–	52	–	11	–	11	–	11	–	6.0	17300	–	–	–	–	–	–	–	–	–	–	–
916	275	–	–	41	6	73	4	69	–	64	3	5.2	14700	–	9	1	4.4	103	–	6	5	4	1	3
917	123	–	–	35	13	41	1	39	–	39	1	5.1	15600	–	2	…	…	…	–	4	4	6	1	1
918	110	–	–	46	4	24	1	20	–	20	1	5.4	14000	–	4	…	…	…	–	5	4	–	1	–
919	129	–	–	41	5	36	2	36	–	30	2	4.9	12700	–	6	–	4.3	…	–	7	7	3	1	2
920	195	–	–	39	11	59	1	57	–	50	1	5.5	16600	–	7	–	4.6	87	–	4	4	4	3	–
921	40	–	–	55	–	8	–	8	–	8	–	5.1	19100	–	–	–	–	–	–	2	2	–	–	–
922	68	–	–	46	6	15	–	15	–	15	–	6.3	20100	–	–	–	–	–	–	–	–	–	1	1
923	17	–	–	24	6	6	–	6	–	5	–	5.4	21000	–	1	…	…	…	–	1	1	2	–	–
924	50	–	–	34	8	15	–	15	–	14	–	5.9	22900	–	1	…	…	…	–	–	–	–	–	–
925	192	–	–	40	8	54	–	54	–	52	–	6.1	26700	–	2	…	…	…	–	1	1	2	–	1
926	44	–	–	52	5	10	–	10	–	8	–	6.1	25000	–	2	…	…	…	–	2	2	–	–	–
927	37	–	–	38	–	11	1	10	–	9	–	6.2	…	–	1	…	…	…	–	–	–	–	–	–
928	32	–	–	38	28	9	–	9	–	8	–	5.6	…	–	1	…	…	…	–	1	1	1	1	–
15	4118	–	1	39	6	1247	10	976	1	1095	6	5.5	24300	–	125	3	4.6	123	–	66	65	129	49	10
103	65	–	–	51	6	15	–	15	–	15	–	5.8	22900	–	–	–	–	–	–	2	2	–	1	–
104	40	–	–	43	10	13	2	12	–	12	2	5.2	16300	–	–	–	–	–	–	2	2	2	2	–
105	57	–	–	46	4	15	–	15	–	14	–	5.4	16100	–	1	…	…	…	–	2	2	2	1	–
106	6	–	–	33	–	3	…	…	…	…	…	…	…	…	…	…	…	…	…	…	…	…	…	…
107	117	–	40	23	44	28	–	24	–	21	–	5.3	19300	–	3	…	…	…	–	1	1	5	2	–
108#	460	–	–	35	8	158	–	118	–	139	–	6.2	41800	–	14	–	3.4	155	–	1	1	25	1	1
109	32	–	–	47	–	7	–	7	–	7	–	7.3	42100	–	–	–	–	–	–	1	1	1	–	–
110	30	–	–	47	3	7	–	7	–	7	–	7.0	37100	–	–	–	–	–	–	–	–	–	–	–
111	8	–	–	25	25	3	…	…	…	…	…	…	…	…	…	…	…	…	…	…	…	…	…	…
112	77	–	–	36	7	24	–	24	–	24	–	6.0	31000	–	–	–	–	–	–	1	1	1	1	–
113	28	–	–	25	7	10	–	10	–	10	–	5.8	31400	–	–	–	–	–	–	–	–	–	–	–
114	69	–	–	41	–	21	–	21	–	21	–	6.6	30800	–	–	–	–	–	–	–	–	2	1	–
115	42	–	–	38	7	11	–	11	–	11	–	6.5	30000	–	–	–	–	–	–	1	1	–	–	–
116	72	–	–	25	11	28	–	27	–	26	–	5.7	24000	–	1	…	…	…	–	1	1	2	–	–
201#	218	–	–	36	2	75	1	14	1	57	1	4.5	23200	–	18	–	3.5	116	–	8	8	15	6	1
202	173	–	–	35	9	57	–	49	–	52	–	5.3	24600	–	4	…	…	…	–	2	2	8	1	1
203	15	–	–	47	–	5	–	5	–	4	…	…	…	–	–	–	–	–	–	…	…	…	…	…
204	33	–	–	36	3	10	–	9	–	9	–	5.3	25500	–	1	…	…	…	–	1	1	1	–	–
205	78	–	–	39	8	25	–	16	–	22	–	4.8	18900	–	3	…	…	…	–	4	4	5	2	–
206	17	–	–	29	6	6	–	5	–	6	–	5.0	19000	–	–	–	–	–	–	–	–	–	–	–
207	41	–	–	39	12	11	–	10	–	8	–	5.5	23000	–	3	…	…	…	–	1	1	–	–	–
208	52	–	–	44	2	14	1	12	–	11	–	6.0	19200	–	3	…	…	…	–	1	1	1	1	1
209	35	–	–	40	6	8	–	8	–	8	–	6.4	22000	–	–	–	–	–	–	1	1	–	–	–
210	21	–	–	38	–	6	–	6	–	5	–	4.8	17500	–	1	…	…	…	–	–	–	1	–	–
211	6	–	–	67	–	1	…	…	…	…	…	…	…	…	…	…	…	…	…	…	…	…	…	…
212	39	–	–	56	–	10	–	10	–	6	–	6.3	42300	–	3	…	…	…	–	1	1	1	–	–
214	23	–	–	35	13	7	–	7	–	6	–	5.8	32000	–	–	–	–	–	–	–	–	–	–	–
215	32	–	–	13	16	13	–	13	–	13	–	4.6	12200	–	–	–	–	–	–	–	–	–	–	–
216	60	–	–	40	7	16	–	16	–	16	–	4.8	11700	–	–	–	–	–	–	1	1	–	1	–
217	57	–	–	60	–	11	–	11	–	10	–	5.5	11500	–	1	…	…	…	–	3	3	–	2	–
218	42	–	–	41	2	11	–	11	–	11	–	5.7	19100	–	–	–	–	–	–	–	–	1	–	–
219	90	–	–	44	1	22	–	22	–	22	–	6.0	19700	–	–	–	–	–	–	–	–	–	1	–
220	147	–	–	52	2	35	1	35	–	34	1	6.2	21600	–	1	…	…	…	–	–	–	1	–	–
901	37	–	–	57	3	10	–	10	–	9	–	5.7	23800	–	–	–	–	–	–	2	2	2	1	–
902	40	–	–	25	15	15	–	15	–	14	–	5.4	21100	–	1	…	…	…	–	–	–	2	1	–
903	14	–	–	50	7	3	…	…	…	…	…	…	…	…	…	…	…	…	…	…	…	…	…	…
904	229	–	–	38	7	71	–	68	–	61	–	5.4	18600	–	8	–	4.9	157	–	5	5	7	2	2
905	337	–	–	44	3	89	3	89	–	82	1	5.6	17600	–	3	…	…	…	–	8	8	6	4	2
907	428	–	–	30	4	165	1	32	–	139	1	4.4	16300	–	25	–	4.6	102	–	3	3	21	11	2
908	33	–	–	58	–	7	–	7	–	4	…	…	…	–	3	…	…	…	–	1	1	–	–	–
909	85	–	–	35	11	25	–	23	–	21	–	5.7	15900	–	4	…	…	…	–	2	2	2	–	–
910	47	–	–	36	9	16	–	16	–	15	–	6.5	26100	–	1	…	…	…	–	–	–	2	–	–
911	33	12	–	36	–	9	–	9	–	9	–	6.2	20400	11	–	–	–	–	–	–	–	–	–	–
912	54	–	–	48	–	12	–	12	–	11	–	5.8	21700	–	–	–	–	–	–	–	–	–	–	–
913	166	–	–	53	–	42	–	40	–	38	–	6.1	22400	–	3	…	…	…	–	3	3	2	1	–
914	98	–	–	39	4	28	–	28	–	26	–	5.5	23500	–	2	…	…	…	–	1	1	–	–	
916	21	–	–	43	–	7	–	7	–	6	–	5.3	25000	–	–	–	–	–	–	–	–	–	–	
917	7	–	–	71	–	1	…	…	…	…	…	…	…	…	…	…	…	…	…	…	…	…	…	
918	201	–	–	43	8	60	–	58	–	43	–	5.6	20800	–	16	–	6.1	133	–	5	5	10	5	
919	6	–	–	67	–	1	…	…	…	…	…	…	…	…	…	…	…	…	…	…	…	…	…	…
16	6662	–	–	34	10	2303	34	1758	141	1638	21	5.3	15200	–	602	10	4.4	119	–	133	128	410	151	34
101	12	–	–	33	17	4	…	…	…	…	…	…	…	…	…	…	…	…	…	…	…	…	…	…
102	31	–	–	26	16	13	–	13	–	8	–	5.8	22500	–	4	…	…	…	–	–	–	2	–	–
103	158	–	–	30	8	54	2	52	–	47	1	5.0	16100	–	5	1	5.0	…	–	4	4	11	1	2
104	76	–	–	33	3	28	–	3	–	26	–	4.2	…	–	2	…	…	…	–	1	1	5	3	–
105	27	–	–	19	–	10	–	–	–	9	–	4.3	…	–	1	…	…	…	–	–	–	–	–	–
106	76	–	–	45	8	27	1	22	–	15	1	3.9	5500	–	9	–	4.2	78	–	4	4	5	1	–
107	21	–	–	33	14	9	–	8	–	7	–	5.3	32300	–	2	…	…	…	–	–	–	3	–	–
108	19	–	–	11	16	9	–	9	–	5	–	5.6	16500	–	3	…	…	…	–	–	–	1	1	–
109	19	–	–	–	16	12	1	3	–	11	1	3.5	…	–	1	…	…	…	–	–	–	5	–	1
110	46	–	–	11	9	25	–	2	–	22	–	3.7	…	–	3	…	…	…	–	–	–	10	1	–
111	9	–	–	33	–	2	…	…	…	…	…	…	…	…	…	…	…	…	…	…	…	…	…	…
112	36	–	–	44	6	10	–	9	–	8	–	6.0	14800	–	2	…	…	…	–	1	1	–	1	–
113	43	–	–	35	7	14	–	14	–	12	–	5.0	14700	–	2	…	…	…	–	1	1	1	–	–
114	81	–	–	41	–	24	–	24	–	19	–	5.3	14700	–	5	–	5.2	141	–	1	1	1	4	–
115	61	–	–	48	5	17	–	17	–	16	–	5.4	15800	–	–	–	–	–	–	3	3	2	2	–
116	31	–	–	39	7	9	–	9	–	9	–	5.4	15600	–	–	–	–	–	–	–	–	–	1	–
117	72	–	–	38	10	22	–	22	–	20	–	5.0	14400	–	2	…	…	…	–	–	–	3	2	–
118	57	–	–	26	18	20	–	20	–	19	–	5.4	15100	–	1	…	…	…	–	–	–	–	2	–
119	17	–	–	47	18	5	1	5	–	5	1	6.2	19300	–	–	–	–	–	–	1	1	1	–	–
120	8	–	–	13	–	5	–	5	–	3	…	…	…	–	1	…	…	…	–	…	…	…	…	…
121	31	–	–	36	19	11	–	11	–	9	–	5.2	15600	–	2	…	…	…	–	–	–	3	–	–
122	42	–	–	17	14	18	–	16	–	11	–	5.1	19000	–	6	–	4.5	83	–	–	–	2	–	–

[Data exclude vacant seasonal and vacant migratory housing units. For minimum base for derived figures (percent, average, etc.) and meaning of symbols, see text]

Blocks Within Census Tracts	Total population	Percent of total population				Year-round housing units				Occupied housing units												
								Units in—		Owner					Renter					1.01 or more persons per room				
		Negro	In group quarters	Under 18 years	62 years and over	Total	Lacking some or all plumbing facilities	One-unit structures	Structures of 10 or more units	Total	Lacking some or all plumbing facilities	Average number of rooms	Average value (dollars)	Percent Negro	Total	Lacking some or all plumbing facilities	Average number of rooms	Average contract rent (dollars)	Percent Negro	Total	With all plumbing facilities	One-person households	With female head of family	With roomers, boarders, or lodgers
123	39	–	–	33	13	11	–	11	–	10	–	5.4	17500	–	1	...	...	...	–	–	–	–	–	–
124	59	–	–	39	7	17	–	17	–	15	–	5.2	15200	–	2	...	...	...	–	2	2	1	–	–
125	81	–	–	36	9	26	2	16	–	20	1	4.7	17300	–	6	1	3.5	99	–	2	2	3	–	–
201	21	–	–	24	29	9	1	9	–	7	–	4.9	12300	–	2	...	...	...	–	–	–	3	–	–
202	17	–	–	41	6	6	–	6	–	3	...	...	...	–	3	...	...	...	–	–	–	2	–	–
203	9	–	–	22	11	4	...	...	...	...	...	...	...	–	...	...	...	...	–	...	...	...	...	...
204	26	–	–	23	15	13	1	4	–	4	...	...	...	–	9	1	3.8	90	–	–	–	6	1	–
205	42	–	–	48	5	9	–	7	–	6	–	6.3	16900	–	3	...	...	...	–	2	2	–	1	1
206	20	–	–	50	–	6	–	6	–	5	–	5.8	10200	–	–	–	–	–	–	–	–	1	–	–
207	22	–	–	32	5	8	–	8	–	7	–	4.9	10500	–	1	...	...	...	–	1	1	2	1	–
208	9	–	–	33	22	3	...	...	...	...	...	...	...	–	...	...	...	...	–	...	...	...	...	...
209	21	–	–	24	14	8	–	8	–	7	–	4.4	13200	–	1	...	...	...	–	–	–	1	–	–
210	27	–	–	37	22	9	–	9	–	7	–	5.0	9500	–	2	...	...	...	–	–	–	2	1	–
211	16	–	–	25	13	7	–	7	–	6	–	4.8	10800	–	1	...	...	...	–	–	–	1	1	–
212	17	–	–	47	–	6	–	6	–	4	...	...	...	–	2	...	...	...	–	–	–	1	2	–
213	42	–	–	38	7	14	–	12	–	11	–	5.4	12300	–	3	...	...	...	–	–	–	3	1	–
214	30	–	–	27	20	13	1	12	–	10	1	5.1	13500	–	3	...	...	...	–	–	–	4	1	–
215	18	–	–	6	44	8	–	8	–	8	–	5.8	12200	–	–	–	–	–	–	–	–	–	–	1
216	52	–	–	23	14	19	–	19	–	14	–	5.7	11700	–	4	...	...	...	–	–	–	2	4	2
217	26	–	–	31	12	9	–	7	–	6	–	6.2	10800	–	3	...	...	...	–	1	1	2	–	–
218	33	–	–	27	18	13	1	12	–	11	1	5.0	11900	–	2	...	...	...	–	–	–	2	1	–
219	19	–	–	16	26	8	–	6	–	3	...	...	...	–	5	–	4.0	92	–	–	–	2	1	–
220	39	–	–	31	8	12	1	11	–	11	1	6.6	12600	–	1	...	...	...	–	1	1	1	1	1
221	13	–	–	31	15	4	...	...	...	...	...	...	...	–	...	...	...	...	–	...	...	...	...	...
222	41	–	–	34	15	14	–	14	–	11	–	5.0	10900	–	3	...	...	...	–	1	1	2	1	–
223	27	–	–	26	19	11	–	9	–	8	–	5.4	12000	–	2	...	...	...	–	1	1	1	1	–
301	3	...	...	...	...	1	...	...	...	...	...	...	...	...	...	...	...	...	...	...	...	...	...	...
302	33	–	–	27	21	11	–	11	–	7	–	5.7	9200	–	3	...	...	...	–	1	1	1	3	1
303	21	–	–	29	10	7	–	7	–	6	–	5.2	9300	–	1	...	...	...	–	–	–	1	–	–
304	45	–	–	33	13	14	1	11	–	10	1	5.7	8200	–	4	...	...	...	–	1	1	3	2	1
305	40	–	–	38	3	12	–	11	–	6	–	6.7	9800	–	5	–	5.2	...	–	2	2	1	1	2
307	7	–	–	14	–	3	...	...	...	...	...	...	...	–	...	...	...	...	–	...	...	...	...	...
308	33	–	–	12	39	13	–	11	–	11	–	6.2	18300	–	2	...	...	...	–	–	–	1	–	–
309	59	–	–	37	10	20	–	12	–	11	–	7.4	16000	–	9	–	3.9	123	–	–	–	5	1	–
310	9	–	–	44	–	2	...	...	...	...	...	...	...	–	...	...	...	...	–	...	...	...	...	...
311	26	–	–	35	12	8	–	6	–	6	–	6.7	32900	–	2	...	...	...	–	–	–	–	–	–
312	23	–	–	22	26	10	–	7	–	8	–	6.6	20800	–	2	...	...	...	–	–	–	3	–	–
313	22	–	–	59	5	5	–	5	–	5	–	8.4	38500	–	–	–	–	–	–	–	–	1	–	–
314	28	–	–	46	7	9	–	3	–	5	–	6.4	...	–	4	...	...	...	–	–	–	4	–	–
315	94	–	–	38	11	25	–	21	–	21	–	8.1	21000	–	4	...	...	...	–	1	1	6	1	–
316	51	–	12	16	20	19	–	17	–	17	–	5.9	14100	–	2	...	...	...	–	–	–	4	2	1
317	36	–	–	44	6	10	–	10	–	10	–	6.9	16900	–	–	–	–	–	–	–	–	2	–	–
318	94	–	–	43	12	28	–	18	–	20	–	6.7	11200	–	8	–	4.3	108	–	–	–	5	–	2
319	52	–	–	25	15	19	–	10	–	10	–	6.4	11900	–	9	–	5.1	111	–	1	1	7	1	1
320	63	–	–	43	10	20	–	14	–	15	–	6.1	11300	–	5	–	4.8	96	–	1	1	5	1	–
321#	56	–	–	39	4	17	–	13	–	11	–	6.0	17000	–	6	–	4.7	121	–	–	–	3	2	1
326	19	–	–	26	32	10	–	9	–	7	–	5.1	11800	–	1	...	...	...	–	1	1	2	1	–
401	6	–	–	17	33	3	...	...	...	...	...	...	...	–	...	...	...	...	–	...	...	...	...	...
402	34	–	–	27	21	13	–	10	–	8	–	5.3	12200	–	5	–	4.8	100	–	–	–	2	5	1
403	33	–	–	36	6	16	2	9	–	7	–	6.3	13800	–	7	1	3.7	88	–	–	–	6	2	–
405	23	–	–	30	44	11	–	8	–	8	–	5.4	12300	–	3	...	...	...	–	1	1	6	1	–
406	56	–	–	48	4	13	–	13	–	13	–	5.8	18500	–	–	–	–	–	–	2	2	1	2	–
407	43	–	–	35	16	15	–	15	–	14	–	5.0	12700	–	1	...	...	...	–	–	–	2	2	–
408	63	–	–	24	21	26	–	26	–	23	–	4.8	12400	–	2	...	...	...	–	1	1	4	3	–
409	56	–	–	36	14	19	–	18	–	17	–	5.3	15600	–	1	...	...	...	–	–	–	2	–	–
410	20	–	–	10	30	9	–	9	–	7	–	5.0	15500	–	2	...	...	...	–	–	–	1	1	1
411	33	–	18	27	9	9	–	9	–	6	–	5.5	13300	–	3	...	...	...	–	–	–	–	3	–
413	6	–	–	33	–	2	...	...	...	...	...	...	...	–	...	...	...	...	–	...	...	...	...	...
414	69	–	–	36	12	21	–	18	–	18	–	5.5	16400	–	3	...	...	...	–	1	1	5	2	–
415	31	–	–	32	10	10	–	9	–	7	–	6.1	21300	–	3	...	...	...	–	–	–	2	–	–
416	20	–	–	20	20	9	–	9	–	8	–	5.0	16900	–	1	...	...	...	–	–	–	2	1	–
417	5	–	–	–	80	3	...	...	...	...	...	...	...	–	...	...	...	...	–	...	...	...	...	...
418	18	–	–	56	–	4	...	...	...	...	...	...	...	–	...	...	...	...	–	...	...	...	...	...
419	8	–	–	13	75	5	–	5	–	5	–	5.2	11800	–	–	–	–	–	–	–	–	3	–	–
420	18	–	–	39	6	6	–	6	–	4	...	...	...	–	2	...	...	...	–	–	–	1	2	–
501	32	–	–	13	25	16	1	16	–	13	–	4.6	13500	–	2	...	...	...	–	–	–	4	–	–
502	26	–	–	35	19	10	–	10	–	7	–	5.0	13400	–	3	...	...	...	–	–	–	3	1	–
503	26	–	–	19	39	12	1	12	–	11	1	5.1	10300	–	–	–	–	–	–	1	1	3	3	–
504	23	–	–	48	9	5	–	5	–	5	–	6.4	11800	–	–	–	–	–	–	1	1	–	–	1
505	53	–	–	30	15	16	–	16	–	14	–	5.3	12400	–	2	...	...	...	–	–	–	1	2	–
506	47	–	–	32	4	17	–	14	–	12	–	5.1	14300	–	5	–	3.8	102	–	2	2	3	1	–
507	21	–	–	38	5	6	–	6	–	3	...	...	...	–	3	...	...	...	–	–	–	–	2	–
508	24	–	–	29	13	9	–	9	–	5	–	4.6	12300	–	4	...	...	...	–	1	1	2	–	1
509	36	–	–	39	17	10	1	10	–	8	1	5.9	9700	–	2	...	...	...	–	1	1	3	–	–
510	7	–	–	14	–	3	...	...	...	...	...	...	...	–	...	...	...	...	–	...	...	...	...	...
511	44	–	–	52	7	13	1	11	–	9	1	5.7	9300	–	3	...	...	...	–	2	2	3	1	–
512	35	–	–	34	9	15	–	9	–	6	–	5.5	...	–	3	...	...	...	–	2	2	–	–	–
513	97	–	–	32	7	34	4	15	–	9	–	6.1	11000	–	22	4	3.7	101	–	5	2	10	–	–
514	4	...	...	...	...	2	...	...	...	...	...	...	...	...	...	...	...	...	...	...	...	...	...	...
515	69	–	–	38	7	23	–	23	–	9	–	6.1	14300	–	13	–	5.9	91	–	1	1	3	2	–
516	10	–	–	50	–	3	...	...	...	...	...	...	...	–	...	...	...	...	–	...	...	...	...	...
517	7	–	–	29	–	3	...	...	...	...	...	...	...	–	...	...	...	...	–	...	...	...	...	...
520	61	–	–	38	8	24	–	19	–	14	–	5.2	13400	–	7	–	5.0	96	–	1	1	6	1	–
601	35	–	–	23	11	12	–	12	–	6	–	5.0	7900	–	5	–	4.8	...	–	1	1	–	2	1
602	16	–	–	25	–	5	–	5	–	3	...	...	...	–	2	...	...	...	–	–	–	–	–	–
603	17	–	12	59	–	5	–	5	–	2	...	...	...	–	2	...	...	...	–	...	...	...	...	...
604	24	–	–	46	–	6	–	6	–	6	–	5.5	9800	–	–	–	–	–	–	1	1	–	–	–
605	32	–	–	47	3	11	–	11	–	9	–	4.6	8400	–	2	...	...	...	–	2	2	4	–	1
606	12	–	–	50	–	3	...	...	...	...	...	...	...	–	...	...	...	...	–	...	...	...	...	...
607	22	–	–	23	18	7	–	7	–	7	–	4.6	9600	–	–	–	–	–	–	1	1	–	–	–

[Data exclude vacant seasonal and vacant migratory housing units. For minimum base for derived figures (percent, average, etc.) and meaning of symbols, see text]

Blocks Within Census Tracts	Total population	Percent of total population				Year-round housing units				Occupied housing units														
								Units in—		Owner					Renter					1.01 or more persons per room					
		Negro	In group quarters	Under 18 years	62 years and over	Total	Lacking some or all plumbing facilities	One-unit structures	Structures of 10 or more units	Total	Lacking some or all plumbing facilities	Average number of rooms	Average value (dollars)	Percent Negro	Total	Lacking some or all plumbing facilities	Average number of rooms	Average contract rent (dollars)	Percent Negro	Total	With all plumbing facilities	One-person households	With female head of family	With roomers, boarders, or lodgers
610	26	–	–	39	19	7	–	7	–	2	...	...	...	–	5	–	5.8	...	–	1	1	1	1	–
611	121	–	–	46	3	31	–	30	–	29	–	5.0	12200	–	2	...	...	...	–	5	5	2	2	–
612	8	–	–	25	–	3	...	...	...	...	...	...	...	–	...	...	...	...	–	...	...	...	...	...
613	46	–	–	20	7	16	–	15	–	15	–	5.3	13900	–	1	...	...	...	–	–	–	1	2	1
614	27	–	–	33	4	11	–	11	–	8	–	4.9	10000	–	1	...	...	...	–	–	–	2	–	–
615	44	–	–	41	9	15	–	15	–	12	–	5.1	11400	–	2	...	...	...	–	1	1	1	3	–
616	74	–	–	42	4	21	–	20	–	17	–	5.2	11400	–	4	...	...	...	–	2	2	2	2	–
617	29	–	–	52	3	7	–	7	–	7	–	5.1	14100	–	–	–	–	–	–	1	1	–	2	–
618	92	–	–	60	–	20	–	20	–	18	–	5.6	13300	–	2	...	...	...	–	4	4	2	2	–
619	89	–	–	49	–	22	–	22	–	19	–	5.2	13100	–	2	...	...	...	–	2	2	–	2	1
620	75	–	–	45	–	22	–	22	–	22	–	5.1	11800	–	–	–	–	–	–	1	1	2	2	–
621	84	–	–	49	4	21	–	21	–	18	–	5.3	14500	–	3	...	...	...	–	3	3	2	1	–
622	80	–	–	33	4	27	–	27	–	24	–	5.0	13500	–	2	...	...	...	–	1	1	3	3	–
623#	186	1	–	47	8	51	2	46	–	44	2	5.0	12500	2	5	–	4.8	120	–	7	7	4	–	1
624	97	–	–	43	7	27	–	24	–	24	–	5.4	16600	–	2	...	...	...	–	5	5	1	1	–
625	79	–	–	51	6	19	–	18	–	17	–	6.2	27200	–	2	...	...	...	–	2	2	–	–	–
901	624	–	–	30	9	245	4	108	83	103	4	5.1	18400	–	138	–	4.2	139	1	15	13	51	22	3
902	68	–	–	28	12	23	–	23	–	19	–	5.2	14600	–	4	...	...	...	–	3	3	4	3	–
903	25	–	–	16	12	9	–	9	–	9	–	5.0	15400	–	–	–	–	–	–	–	–	1	–	1
904	286	–	–	39	10	95	1	94	–	85	–	5.5	22600	–	6	–	4.0	...	–	5	5	20	3	1
905	627	–	–	24	14	269	3	104	58	147	2	4.5	19700	–	115	1	4.1	150	–	10	10	73	5	1
17	4003	–	–	39	9	1267	58	1102	47	990	40	5.3	15800	–	228	14	4.5	121	–	123	107	147	95	17
101	66	–	–	49	–	18	–	18	–	16	–	4.4	9500	–	2	...	...	...	–	2	2	–	–	–
104	35	–	–	46	–	8	–	8	–	8	–	4.5	10900	–	–	–	–	–	–	2	2	–	–	–
105	93	–	–	52	–	21	–	21	–	18	–	4.7	10200	–	3	...	...	...	–	6	6	–	3	–
107	59	–	–	58	–	14	–	14	–	13	–	4.5	10600	–	–	–	–	–	–	5	5	–	1	–
108#	179	–	–	38	6	55	3	29	–	40	2	4.6	10000	–	15	1	4.2	88	–	10	10	10	5	2
109	97	–	–	41	7	27	3	27	–	20	2	5.3	7300	–	6	–	3.8	79	–	5	5	2	1	–
110	27	–	–	37	–	6	–	5	–	4	...	...	...	–	2	...	...	...	–	2	2	–	–	–
111	49	–	–	35	10	16	1	15	–	12	1	4.7	8500	–	4	...	...	...	–	1	1	2	3	–
112	55	–	–	46	13	16	4	15	–	13	3	4.6	7400	–	3	...	...	...	–	5	3	3	2	–
113	21	–	19	48	10	6	1	6	–	5	1	4.8	11000	–	–	–	–	–	–	2	2	1	–	–
114	30	–	–	47	3	7	–	7	–	6	–	5.5	13300	–	1	...	...	...	–	3	3	1	–	1
115#	90	–	–	36	10	30	1	22	–	19	–	4.8	8900	–	10	1	4.0	98	–	2	2	2	1	–
117	25	–	–	36	8	8	–	8	–	8	–	5.5	12200	–	–	–	–	–	–	–	–	–	–	–
118	74	–	–	39	5	23	2	21	–	14	1	4.9	8700	–	8	–	5.0	78	–	1	1	–	3	–
119	48	–	–	44	2	13	6	12	–	8	4	5.0	3500	–	5	2	3.8	...	–	3	1	2	1	–
120	58	–	–	67	3	10	7	9	–	8	6	4.4	3800	–	2	...	...	...	–	7	2	1	–	–
121	21	–	–	48	10	5	3	5	–	5	3	5.0	4100	–	–	–	–	–	–	1	–	–	1	–
122	34	–	–	32	9	10	–	9	–	7	–	6.1	10500	–	3	...	...	...	–	2	2	1	1	1
123	39	–	–	28	15	15	–	15	–	10	–	4.7	8700	–	4	...	...	...	–	–	–	2	–	–
124	46	–	–	41	9	13	1	12	–	12	1	5.2	11000	–	1	...	...	...	–	–	–	1	–	–
125#	110	–	–	38	11	35	3	33	–	29	1	4.5	7800	–	5	1	4.0	71	–	3	3	4	2	1
126	30	–	–	27	7	13	–	11	–	7	–	5.1	11800	–	3	...	...	...	–	1	1	–	2	1
127	45	–	–	31	2	14	–	13	–	11	–	4.5	10100	–	3	...	...	...	–	1	1	1	–	–
201	82	–	–	45	9	21	–	21	–	21	–	5.6	22000	–	–	–	–	–	–	2	2	1	–	–
202	47	–	–	34	11	18	1	15	–	14	–	5.6	13300	–	2	...	...	...	–	–	–	4	3	–
203	26	–	–	27	4	11	1	11	–	5	–	5.2	10700	–	5	1	4.6	...	–	–	–	1	2	–
204	25	8	–	20	4	9	–	9	–	8	–	4.5	12300	–	1	...	...	...	...	–	–	–	–	–
205	28	–	–	46	–	7	–	7	–	6	–	5.2	16700	–	1	...	...	...	–	1	1	–	–	–
206	39	–	–	28	10	9	–	9	–	9	–	5.4	14800	–	–	–	–	–	–	2	2	–	–	–
207	33	–	–	15	12	11	–	11	–	11	–	4.7	13800	–	–	–	–	–	–	1	1	–	–	–
208	37	–	–	46	5	10	–	10	–	10	–	6.5	30800	–	–	–	–	–	–	–	–	–	1	–
209	38	–	–	29	24	15	–	15	–	14	–	5.2	19500	–	–	–	–	–	–	–	–	2	–	–
210	27	–	–	30	26	11	–	11	–	10	–	5.4	19000	–	1	...	...	...	–	–	–	4	1	–
211	31	–	–	36	10	9	–	9	–	9	–	5.6	20100	–	–	–	–	–	–	1	1	–	–	–
212	18	–	–	28	11	6	–	6	–	6	–	5.2	15600	–	–	–	–	–	–	–	–	–	–	–
213	70	–	–	41	11	23	–	23	–	20	–	5.4	14700	–	2	...	...	...	–	1	1	3	3	–
214	103	–	–	30	8	35	–	35	–	34	–	5.6	22000	–	1	...	...	...	–	–	–	4	1	–
215	63	–	–	43	18	20	–	20	–	16	–	7.6	40500	–	3	...	...	...	–	–	–	3	1	–
216	87	–	–	36	6	30	–	30	–	29	–	5.7	24500	–	1	...	...	...	–	–	–	4	3	–
217	3	...	...	...	...	1	...	...	...	...	...	...	...	...	...	...	...	...	...	...	...	...	...	...
218	125	–	–	35	14	41	–	41	–	39	–	7.4	38800	–	1	...	...	...	–	–	–	2	2	2
219	65	–	–	26	15	25	–	25	–	24	–	6.0	21400	–	–	–	–	–	–	–	–	3	1	–
220	49	–	–	51	6	12	–	12	–	12	–	7.9	33300	–	–	–	–	–	–	–	–	1	–	–
221	4	...	...	...	...	1	...	...	...	...	...	...	...	...	...	...	...	...	...	...	...	...	...	...
301	73	–	–	8	37	59	–	7	47	6	–	6.7	22500	–	31	–	4.6	281	–	–	–	9	1	1
302	17	–	–	18	29	8	–	8	–	6	–	7.5	53000	–	2	...	...	...	–	–	–	2	1	–
303	33	–	–	24	15	13	–	13	–	12	–	4.9	12100	–	1	...	...	...	–	–	–	2	1	–
304	19	–	–	47	11	6	–	4	–	1	...	...	...	–	5	–	5.8	91	–	–	–	2	–	–
305	29	–	–	14	14	13	–	9	–	8	–	6.3	12500	–	5	–	4.4	88	–	–	–	2	–	–
306	58	–	–	33	12	16	–	15	–	14	–	6.7	18500	–	2	...	...	...	–	1	1	1	1	–
307	6	–	–	33	–	2	...	...	...	...	...	...	...	–	...	...	...	...	–	...	...	...	...	...
308	32	–	–	31	22	14	1	8	–	7	1	5.4	11400	–	7	–	3.9	123	–	–	–	6	3	–
309	14	–	–	29	21	4	...	...	...	...	...	...	...	–	...	...	...	...	–	...	...	...	...	...
310	43	–	–	33	16	14	–	12	–	11	–	5.5	10100	–	3	...	...	...	–	1	1	3	–	–
311	39	–	–	23	13	16	–	14	–	11	–	5.1	11900	–	4	...	...	...	–	–	–	2	2	–
312	6	–	–	33	17	3	...	...	...	...	...	...	...	–	...	...	...	...	–	...	...	...	...	...
313	52	–	–	35	12	16	–	16	–	16	–	5.3	12300	–	–	–	–	–	–	1	1	2	2	–
314	50	–	–	28	18	16	–	14	–	13	–	5.4	10800	–	3	...	...	...	–	–	–	2	–	1
315	72	–	–	43	4	19	–	19	–	16	–	5.3	12800	–	3	...	...	...	–	1	1	1	1	–
316	15	–	–	33	33	7	–	7	–	5	–	6.6	16000	–	2	...	...	...	–	–	–	4	–	–
317	29	–	–	48	–	7	–	7	–	6	–	5.7	16300	–	1	...	...	...	–	1	1	–	–	–
318	39	–	–	36	3	11	–	11	–	10	–	5.0	13400	–	1	...	...	...	–	1	1	–	1	–
319	8	–	–	50	–	2	...	...	...	...	...	...	...	–	...	...	...	...	–	...	...	...	...	...
320	52	–	–	46	4	13	–	12	–	10	–	5.7	9800	–	3	...	...	...	–	2	2	2	2	–
401	29	–	–	28	21	10	–	10	–	10	–	5.4	10700	–	–	–	–	–	–	–	–	2	1	1
402	17	–	–	47	–	5	–	5	–	4	...	...	...	–	1	...	...	...	–	–	–	1	–	–
403	10	–	–	30	–	3	...	...	...	...	...	...	...	–	...	...	...	...	–	...	...	...	...	...

[Data exclude vacant seasonal and vacant migratory housing units. For minimum base for derived figures (percent, average, etc.) and meaning of symbols, see text]

Blocks Within Census Tracts	Total population	Percent of total population				Year-round housing units				Occupied housing units													
								Units in—		Owner					Renter					1.01 or more persons per room				
	Total population	Negro	In group quarters	Under 18 years	62 years and over	Total	Lacking some or all plumbing facilities	One-unit structures	Structures of 10 or more units	Total	Lacking some or all plumbing facilities	Average number of rooms	Average value (dollars)	Percent Negro	Total	Lacking some or all plumbing facilities	Average number of rooms	Average contract rent (dollars)	Percent Negro	With all plumbing facilities	One-person households	With female head of family	With roomers, boarders, or lodgers
404	6	–	–	50	17	2	...	...	...	...	...	...	...	–	...	...	...	...	–	...	...	...	...
405	33	–	–	55	3	9	–	9	–	7	–	5.9	10500	–	1	...	...	...	–	–	1	–	–
407	50	–	–	30	14	20	1	20	–	17	–	5.0	10100	–	2	...	...	...	–	–	–	5	3	2
408	4	...	...	...	...	1	...	...	...	...	...	...	...	...	...	...	...	...	...	...	...	...	...	...
409	34	–	–	41	9	9	–	9	–	9	–	5.3	13600	–	–	–	–	–	–	1	1	1	–
410	21	–	–	24	5	7	–	4	–	4	...	...	...	–	3	...	...	...	–	–	2	–	–
411#	111	–	–	40	18	36	2	36	–	31	2	4.5	10700	–	5	–	4.0	86	–	7	7	6	4	–
412	21	–	–	33	14	9	–	8	–	5	–	4.6	...	–	3	...	...	...	–	1	1	3	1	–
413	33	–	–	30	6	12	–	12	–	7	–	4.3	5400	–	4	...	...	...	–	1	1	2	1	–
414	31	–	–	65	3	7	2	4	–	4	...	...	...	–	3	...	...	...	–	2	1	–	3	–
415	38	–	–	55	–	8	3	6	–	6	2	4.7	5100	–	2	...	...	...	–	4	3	–	1	1
416	73	–	–	41	7	22	–	20	–	16	–	4.6	13500	–	6	–	4.8	89	–	2	2	2	2	–
417	39	–	–	54	–	9	–	6	–	8	–	4.9	10300	–	1	...	...	...	–	3	3	–	2	–
418	203	2	–	43	7	63	10	41	–	50	9	4.1	5600	2	11	1	4.1	90	9	15	12	12	11	1
419	43	–	–	56	5	10	1	5	–	6	–	4.2	...	–	4	...	...	...	–	6	5	–	2	–
420#	190	3	–	42	4	58	–	58	–	48	–	5.9	25600	2	8	–	4.4	63	–	1	1	3	3	–
18	3888	–	–	40	7	1125	7	1104	–	1032	6	6.6	34800	–	60	–	5.5	148	–	28	26	58	45	4
101	6	–	–	33	–	2	...	...	...	...	...	...	...	–	...	...	...	...	–	...	...	...	...	...
102	14	–	–	43	–	3	...	...	...	...	...	...	...	–	...	...	...	...	–	...	...	...	...	...
103	85	–	–	47	1	23	–	22	–	23	–	6.0	26600	–	–	–	–	–	–	–	3	3	–
104	65	6	–	46	2	19	1	19	–	18	1	6.8	33400	6	–	–	–	–	–	–	1	1	–
105	48	–	–	35	4	15	–	15	–	15	–	5.3	29500	–	–	–	–	–	–	–	–	–	–
106	15	–	–	47	–	4	...	...	...	...	...	...	...	–	...	...	...	...	–	...	...	...	...	...
107	39	–	–	44	3	11	–	11	–	11	–	5.2	25100	–	–	–	–	–	–	–	–	–	–
108	36	–	–	44	–	9	–	9	–	9	–	5.6	26700	–	–	–	–	–	–	1	1	–	–	–
109	37	–	–	27	16	12	–	12	–	12	–	5.2	25000	–	–	–	–	–	–	–	–	–	–	–
110	27	–	–	37	15	8	–	8	–	8	–	5.3	29100	–	–	–	–	–	–	–	–	–	–	–
111	80	–	–	39	4	24	–	24	–	24	–	8.2	50500	–	–	–	–	–	–	–	–	2	–	–
112	70	–	–	41	4	16	–	16	–	16	–	6.9	32800	–	–	–	–	–	–	–	–	–	–	–
113	284	–	–	41	5	81	–	81	–	77	–	6.6	36600	–	4	...	...	...	–	1	1	4	2	–
114	96	–	–	27	9	30	–	28	–	24	–	6.2	29800	–	6	–	4.8	...	–	1	1	2	1	–
201	44	–	–	27	11	13	–	13	–	12	–	6.4	46900	–	1	...	...	...	–	–	–	–	–	–
202	44	–	–	30	18	18	–	18	–	14	–	5.9	43800	–	1	...	...	...	–	–	–	–	1	–
203	41	–	–	32	20	15	–	15	–	14	–	7.3	47100	–	–	–	–	–	–	–	–	2	–	–
204	33	–	–	21	33	14	–	14	–	14	–	5.5	30400	–	–	–	–	–	–	–	–	3	–	–
205	34	–	–	29	21	12	–	11	–	10	–	5.7	25400	–	1	...	...	...	–	–	–	–	–	–
206	24	–	–	33	13	9	–	9	–	9	–	5.8	27800	–	–	–	–	–	–	–	–	2	–	–
207	61	–	–	46	12	16	–	16	–	13	–	5.9	28500	–	3	...	...	...	–	–	–	–	1	–
208	48	–	–	38	8	13	–	13	–	13	–	6.2	28400	–	–	–	–	–	–	–	–	–	–	–
209	38	–	16	42	5	11	–	11	–	9	–	5.3	26000	–	1	...	...	...	–	–	–	1	–	–
210	135	–	–	39	2	39	–	39	–	35	–	5.9	21000	–	4	...	...	...	–	2	2	–	4	–
212	128	–	–	40	2	38	–	38	–	35	–	7.8	42100	–	–	–	–	–	–	–	–	–	–	–
213	14	–	–	36	14	4	...	...	...	...	...	...	...	–	...	...	...	...	–	...	...	...	...	...
214	61	–	–	51	2	13	–	13	–	12	–	8.7	48800	–	–	–	–	–	–	–	–	–	–	–
215	118	–	–	47	3	28	–	28	–	26	–	7.0	37200	–	1	...	...	...	–	1	1	–	1	–
216	57	–	–	46	4	15	–	15	–	15	–	7.1	39500	–	–	–	–	–	–	–	–	–	–	–
217	33	–	–	39	–	9	–	9	–	8	–	8.0	49700	–	–	–	–	–	–	–	–	–	–	–
301	267	–	–	47	3	70	–	70	–	62	–	8.0	51400	–	2	...	...	...	–	1	1	2	1	–
302	89	–	–	39	5	27	–	27	–	26	–	8.5	55200	–	–	–	–	–	–	–	–	1	2	–
303	133	–	–	41	6	39	–	39	–	37	–	6.9	43500	–	1	...	...	...	–	–	–	1	1	–
304	69	–	–	45	9	21	–	21	–	21	–	6.6	35500	–	–	–	–	–	–	–	–	4	2	–
305	29	–	–	24	21	13	–	13	–	13	–	6.2	32500	–	–	–	–	–	–	–	–	3	2	–
306	107	–	–	26	20	37	–	37	–	36	–	7.3	49000	–	1	...	...	...	–	–	–	3	1	–
307	13	–	–	15	23	5	–	5	–	5	–	7.4	60000	–	–	–	–	–	–	–	–	–	–	–
308	73	–	–	43	11	20	–	20	–	18	–	6.6	37000	–	2	...	...	...	–	1	1	3	–	–
309	45	–	–	22	4	14	–	14	–	14	–	6.9	42100	–	–	–	–	–	–	–	–	–	–	–
310	71	–	–	34	10	24	–	24	–	21	–	6.1	30500	–	2	...	...	...	–	–	–	1	1	–
311	571	–	–	45	4	153	2	151	–	139	2	7.1	35600	–	6	–	6.2	...	–	2	2	7	4	1
901	27	–	–	52	–	7	–	7	–	4	...	...	...	–	3	...	...	...	–	2	2	–	–	–
902	34	–	–	44	3	9	–	9	–	6	–	4.5	7300	–	3	...	...	...	–	2	2	–	1	–
903	127	–	–	46	2	33	1	33	–	29	1	5.0	9800	–	3	...	...	...	–	4	3	1	1	–
904	43	–	–	44	7	12	–	12	–	12	–	4.8	10500	–	–	–	–	–	–	1	1	–	1	–
906	8	–	–	25	38	3	...	...	...	...	...	...	...	–	...	...	...	...	–	...	...	...	...	...
907	3	...	...	...	...	1	...	...	...	...	...	...	...	...	...	...	...	...	...	...	...	...	...	...
908	36	–	–	47	3	9	–	3	–	9	–	4.9	...	–	–	–	–	–	–	2	2	–	1	1
909	175	–	–	41	6	50	3	48	–	43	2	5.5	16500	–	5	–	6.0	...	–	4	3	6	7	2
910#	153	–	–	30	14	54	–	47	–	46	–	5.2	22300	–	8	–	3.9	104	–	2	2	5	2	–
19	5154	–	–	36	11	1718	24	1518	11	1309	14	5.6	15600	–	343	8	4.7	97	–	98	98	252	119	31
101	12	–	–	42	17	5	–	5	–	5	–	5.8	...	–	–	–	–	–	–	–	–	3	–	–
102	36	–	–	31	19	14	1	13	–	7	–	5.6	11300	–	6	1	4.3	84	–	–	–	3	2	–
103	46	–	–	28	13	16	–	15	–	14	–	5.9	10500	–	1	...	...	...	–	–	–	–	2	–
104	41	–	–	32	15	12	–	12	–	9	–	6.6	11300	–	3	...	...	...	–	–	–	–	–	1
105	53	–	–	40	15	18	1	18	–	17	1	5.4	13500	–	1	...	...	...	–	1	1	3	1	–
106	31	–	–	39	16	13	1	8	–	6	1	5.5	...	–	5	–	5.2	93	–	–	–	3	1	1
107	16	–	–	31	31	6	–	6	–	5	–	5.8	17000	–	1	...	...	...	–	–	–	1	–	1
108	48	–	–	25	21	21	–	19	–	14	–	5.5	14300	–	4	...	...	...	–	–	–	4	–	–
109	42	–	–	21	24	19	–	19	–	16	–	5.3	13000	–	1	...	...	...	–	1	1	5	–	–
110	70	–	–	31	10	23	–	22	–	19	–	5.0	13000	–	4	...	...	...	–	2	2	1	2	1
111	53	–	–	28	11	16	–	16	–	15	–	5.3	16900	–	1	...	...	...	–	1	1	1	2	–
112	22	–	–	36	–	7	–	7	–	5	–	6.0	...	–	2	...	...	...	–	–	–	–	–	–
114	7	–	–	29	29	2	...	...	...	...	...	...	...	–	...	...	...	...	–	...	...	...	...	...
115	11	–	–	64	–	2	...	...	...	...	...	...	...	–	...	...	...	...	–	...	...	...	...	...
116	2	–	–	–	–	1	...	...	...	...	...	...	...	–	...	...	...	...	–	...	...	...	...	...
117	88	–	–	50	13	3	...	...	...	...	...	...	...	...	...	...	...	...	...	...	...	...	...	...
118	39	–	–	36	5	11	–	11	–	6	–	5.5	19000	–	4	...	...	...	–	2	2	–	–	–
119	16	–	–	31	–	5	–	5	–	5	–	6.6	35000	–	–	–	–	–	–	–	–	–	–	–
120	197	–	–	47	4	35	–	35	–	35	–	6.4	30800	–	–	–	–	–	–	1	1	1	1	–
121	35	–	–	49	–	9	–	9	–	9	–	6.8	31100	–	–	–	–	–	–	–	–	–	–	–

[Data exclude vacant seasonal and vacant migratory housing units. For minimum base for derived figures (percent, average, etc.) and meaning of symbols, see text]

Blocks Within Census Tracts	Total population	Percent of total population				Year-round housing units				Occupied housing units										
								Units in—		Owner					Renter				1.01 or more persons per room				
	Total population	Negro	In group quarters	Under 18 years	62 years and over	Total	Lacking some or all plumbing facilities	One-unit structures	Structures of 10 or more units	Total	Lacking some or all plumbing facilities	Average number of rooms	Average value (dollars)	Percent Negro	Total	Lacking some or all plumbing facilities	Average number of rooms	Average contract rent (dollars)	Percent Negro	Total	With all plumbing facilities	One-person households	With female head of family	With roomers, boarders, or lodgers
122	39	–	–	49	–	10	–	10	–	10	–	6.1	29800	–	–	–	–	–	–	1	1	–	1	–
123	23	–	–	57	–	5	–	5	–	5	–	7.2	33500	–	–	–	–	–	–	–	–	–	–	–
124	67	–	–	51	5	14	–	14	–	13	–	6.3	33300	–	1	...	...	...	–	1	1	–	–	–
125	44	–	–	46	2	11	–	11	–	11	–	6.1	33600	–	–	–	–	–	–	–	–	1	–	–
126	62	–	–	36	3	21	–	21	–	20	–	5.8	30600	–	1	...	...	...	–	–	–	3	–	–
201	14	–	–	29	14	5	–	5	–	5	–	5.6	22500	–	–	–	–	–	–	–	–	–	–	–
202	19	–	–	58	–	4	...	...	...	...	...	...	...	...	...	...	...	...	...	...	...	...	...	...
203	2	...	...	...	...	1	...	...	...	...	...	...	...	...	...	...	...	...	...	...	...	...	...	...
204	9	–	–	56	–	1	...	...	...	...	...	...	...	...	...	...	...	...	...	...	...	...	...	...
205	36	–	–	39	8	12	–	12	–	10	–	5.3	13100	–	1	...	...	...	–	1	1	2	–	–
206	26	–	–	19	23	9	–	8	–	9	–	4.2	15300	–	–	–	–	–	–	–	–	1	–	–
207	16	–	–	13	13	7	–	7	–	7	–	4.6	11400	–	–	–	–	–	–	–	–	1	2	1
208	23	–	–	48	–	6	–	6	–	5	–	5.6	15300	–	1	...	...	...	–	1	1	–	–	–
209	5	–	–	–	–	2	...	...	...	...	...	...	...	–	...	...	...	...	–	...	...	...	...	...
210	15	–	–	40	7	6	1	6	–	3	...	...	...	–	2	...	...	...	–	–	–	1	–	–
211	34	9	–	44	3	8	–	8	–	7	–	6.4	11100	14	1	...	...	...	...	1	1	1	–	1
212	5	–	–	40	20	2	...	...	...	...	...	...	...	–	...	...	...	...	–	...	...	...	...	...
213#	20	5	–	35	20	6	–	5	–	1	...	...	...	...	5	–	4.0	80	20	...	...	...	...	...
214	20	–	–	50	10	5	–	5	–	3	...	...	...	–	2	...	...	...	–	–	–	1	1	–
215	26	–	–	27	12	9	–	9	–	8	–	5.9	9100	–	1	...	...	...	–	–	–	–	–	–
216	25	–	–	44	–	6	–	6	–	4	...	...	...	–	2	...	...	...	–	2	2	–	2	–
217	40	–	–	50	–	9	–	9	–	5	–	6.6	9800	–	3	...	...	...	–	2	2	–	–	–
218	11	–	–	27	9	4	...	...	...	...	...	...	...	–	...	...	...	...	–	...	...	...	...	...
219	4	...	...	...	...	2	...	...	...	...	...	...	...	...	...	...	...	...	–	...	...	...	...	...
220	10	–	–	50	20	3	...	...	...	...	...	...	...	–	...	...	...	...	–	...	...	...	...	...
221	5	–	–	–	20	2	...	...	...	...	...	...	...	–	...	...	...	...	–	...	...	...	...	...
222	14	–	–	57	–	4	...	...	...	...	...	...	...	–	...	...	...	...	–	...	...	...	...	...
223	7	–	–	43	–	2	...	...	...	...	...	...	...	–	...	...	...	...	–	...	...	...	...	...
224	17	–	–	65	6	4	...	...	...	...	...	...	...	–	...	...	...	...	–	...	...	...	...	...
303	35	–	–	17	14	16	–	12	–	10	–	3.9	7900	–	6	–	2.8	87	–	1	1	5	4	–
304	12	–	–	42	8	4	...	...	...	...	...	...	...	–	...	...	...	...	–	...	...	...	...	...
305	31	–	–	36	10	10	–	10	–	10	–	4.8	9300	–	–	–	–	–	–	1	1	2	–	–
306	23	–	–	52	17	8	2	8	–	7	1	4.6	8400	–	–	–	–	–	–	2	2	3	–	–
307	25	–	–	32	8	11	–	11	–	9	–	5.0	8500	–	1	...	...	...	–	–	–	3	2	–
308	23	–	–	44	17	7	1	7	–	7	1	3.9	6500	–	–	–	–	–	–	2	2	2	–	–
309	33	–	–	39	15	10	–	10	–	10	–	5.1	9000	–	–	–	–	–	–	1	1	1	–	1
310	3	...	...	...	...	1	...	...	...	...	...	...	...	...	...	...	...	...	...	...	...	...	...	...
311	2	...	...	...	...	1	...	...	...	...	...	...	...	...	...	...	...	...	...	...	...	...	...	...
312	20	–	–	40	15	6	1	6	–	4	...	...	...	–	2	...	...	...	–	1	1	2	–	–
313	9	–	–	78	–	1	...	...	...	...	...	...	...	–	...	...	...	...	–	...	...	...	...	...
315	19	–	–	32	5	8	1	7	–	6	1	3.7	9800	–	1	...	...	...	–	–	–	2	–	–
316	13	–	–	15	–	6	–	6	–	4	...	...	...	–	1	...	...	...	–	–	–	–	–	–
317	28	–	–	57	11	7	1	7	–	4	...	...	...	–	3	...	...	...	–	3	3	2	1	–
318	32	–	–	22	16	12	1	12	–	9	1	5.2	9300	–	2	...	...	...	–	–	–	1	–	1
319	37	–	–	30	11	13	1	13	–	11	1	5.1	8900	–	2	...	...	...	–	–	–	1	–	–
320	36	–	–	33	6	13	–	13	–	7	–	5.1	13000	–	5	–	5.0	84	–	–	–	1	–	–
321	14	–	–	21	36	5	–	5	–	5	–	4.8	13500	–	–	–	–	–	–	1	1	2	–	–
322	49	–	–	22	31	21	–	21	–	20	–	5.2	12100	–	1	...	...	...	–	–	–	6	1	–
325	57	–	–	46	5	16	1	16	–	12	1	5.3	9500	–	4	...	...	...	–	3	3	2	1	–
326	50	–	–	44	6	16	–	16	–	12	–	5.8	9000	–	4	...	...	...	–	–	–	2	2	–
328	48	–	–	44	4	14	–	14	–	9	–	5.3	11300	–	5	–	5.4	82	–	1	1	2	–	–
329	6	–	–	33	33	2	...	...	...	...	...	...	...	–	...	...	...	...	–	...	...	...	...	...
401	24	–	–	46	13	8	–	8	–	5	–	7.0	9300	–	2	...	...	...	–	–	–	–	3	–
402	7	–	–	–	14	3	...	...	...	...	...	...	...	–	...	...	...	...	–	...	...	...	...	...
403	37	–	–	38	19	14	–	14	–	14	–	5.1	10300	–	–	–	–	–	–	–	–	6	1	–
404	45	–	–	27	9	18	–	18	–	17	–	5.2	11500	–	1	...	...	...	–	–	–	5	1	–
405	38	–	–	37	8	13	1	13	–	9	–	4.6	8200	–	4	...	...	...	–	2	2	3	3	–
406	75	–	–	36	11	23	–	21	–	16	–	5.6	10800	–	7	–	5.6	134	–	1	1	1	2	–
407	38	–	–	29	8	13	–	13	–	11	–	5.0	12300	–	2	...	...	...	–	–	–	2	1	–
408	70	–	–	41	9	22	–	22	–	19	–	5.6	13000	–	3	...	...	...	–	–	–	4	1	–
409	63	–	–	35	14	21	–	21	–	17	–	5.3	13300	–	4	...	...	...	–	–	–	3	3	–
410	43	–	–	33	9	15	–	15	–	11	–	5.8	10800	–	4	...	...	...	–	–	–	3	3	–
411	32	–	–	53	–	11	–	9	–	3	...	...	...	–	4	...	...	...	–	1	1	–	1	–
412	29	–	–	28	3	11	–	11	–	9	–	6.3	12900	–	1	...	...	...	–	–	–	2	–	–
413	95	–	–	32	18	33	–	30	–	29	–	6.0	12900	–	4	...	...	...	–	2	2	5	1	–
414	51	–	–	39	12	15	–	13	–	12	–	6.3	12300	–	2	...	...	...	–	1	1	4	–	–
415	61	–	–	46	15	20	1	18	–	11	1	5.9	8800	–	6	–	5.3	85	–	2	2	1	3	–
416	103	–	–	49	–	25	–	15	–	8	–	6.3	10000	–	16	–	4.5	99	–	6	6	2	4	2
417	48	–	–	38	19	14	–	14	–	11	–	5.7	8100	–	3	...	...	...	–	1	1	3	1	–
418	50	–	–	42	10	17	–	15	–	15	–	6.1	11500	–	2	...	...	...	–	2	2	2	2	–
419	35	–	–	34	17	16	1	9	–	10	–	5.8	10400	–	4	...	...	...	–	1	1	5	1	–
420	49	–	–	47	6	11	–	11	–	9	–	6.0	11800	–	2	...	...	...	–	2	2	–	2	–
421	51	–	–	20	18	21	–	17	–	18	–	5.8	11100	–	3	...	...	...	–	–	–	3	2	2
422	41	–	–	27	27	15	–	11	–	12	–	6.2	9500	–	3	...	...	...	–	–	–	6	1	1
423	53	–	–	43	6	12	–	11	–	9	–	6.2	11500	–	3	...	...	...	–	2	2	1	2	–
424	50	–	–	28	22	19	–	12	–	10	–	6.1	9000	–	8	–	4.1	94	–	1	1	6	2	–
425	76	–	–	26	12	27	3	7	–	10	–	6.2	12300	–	16	2	3.4	91	–	1	1	7	4	2
426	30	–	–	30	10	9	–	7	–	7	–	7.3	11700	–	2	...	...	...	–	–	–	2	1	–
501#	33	–	–	27	24	17	–	5	–	9	–	5.9	...	–	6	–	4.2	94	–	2	2	7	1	1
503#	50	–	–	50	–	15	–	4	–	4	...	...	...	–	9	–	3.4	118	–	3	3	2	1	2
505	19	–	–	26	32	9	1	6	–	6	–	6.8	8300	–	3	...	...	...	–	–	–	4	–	–
506	72	–	–	47	3	18	–	10	–	8	–	5.3	8300	–	9	–	4.7	92	–	6	6	1	1	1
507	73	–	–	40	6	25	–	14	–	14	–	6.4	14000	–	10	–	5.3	114	–	1	1	4	2	–
508	11	–	–	27	9	4	...	...	...	...	...	...	...	–	...	...	...	...	–	...	...	...	...	...
509	11	–	–	18	55	7	–	7	–	7	–	6.0	13600	–	–	–	–	–	–	–	–	4	2	–
510	87	–	–	31	20	37	–	29	–	24	–	5.8	11400	–	10	–	5.1	96	–	1	1	9	4	–
511	44	–	–	30	11	18	–	14	–	13	–	5.5	12500	–	4	...	...	...	–	–	–	4	2	1
512	78	–	–	24	15	32	–	12	11	12	–	5.9	10500	–	18	–	3.9	148	–	–	–	5	4	3
513	39	–	–	36	23	16	–	14	–	11	–	5.8	10900	–	3	...	...	...	–	2	2	3	1	–
514	22	–	–	50	5	6	–	6	–	5	–	6.0	11300	–	1	...	...	...	–	2	2	1	–	–

[Data exclude vacant seasonal and vacant migratory housing units. For minimum base for derived figures (percent, average, etc.) and meaning of symbols, see text]

Blocks Within Census Tracts	Total population	Percent of total population				Year-round housing units				Occupied housing units												
								Units in—		Owner					Renter					1.01 or more persons per room				
		Negro	in group quarters	Under 18 years	62 years and over	Total	Lacking some or all plumbing facilities	One-unit structures	Structures of 10 or more units	Total	Lacking some or all plumbing facilities	Average number of rooms	Average value (dollars)	Percent Negro	Total	Lacking some or all plumbing facilities	Average number of rooms	Average contract rent (dollars)	Percent Negro	Total	With all plumbing facilities	One-person households	With female head of family	With roomers, boarders, or lodgers
515	42	–	–	31	31	19	–	14	–	10	–	5.7	11000	–	8	–	3.9	81	–	–	–	7	1	–
516	67	–	–	36	16	23	–	17	–	15	–	5.9	9300	–	5	–	4.2	110	–	2	2	2	2	–
517	54	–	–	37	17	22	–	14	–	11	–	5.4	9900	–	8	–	4.1	91	–	2	2	3	1	–
518	68	–	–	29	12	25	–	25	–	22	–	5.4	18600	–	2	...	...	...	–	–	–	4	–	1
519	51	–	–	31	20	18	–	18	–	17	–	4.8	18300	–	1	...	...	...	–	2	2	2	2	–
520	130	–	–	25	13	52	–	50	–	44	–	5.1	18800	–	5	–	4.4	93	–	–	–	6	3	2
521	137	–	–	42	7	40	–	39	–	36	–	5.3	14600	–	3	...	...	...	–	4	4	2	3	2
901	108	–	–	41	6	30	–	29	–	26	–	6.7	30700	–	2	...	...	...	–	1	1	–	1	1
903	225	–	–	34	12	69	–	69	–	65	–	6.2	25100	–	3	...	...	...	–	–	–	4	1	1
904	293	–	–	27	12	105	1	97	–	87	1	5.6	22000	–	17	–	4.5	81	–	1	1	13	4	–
905	81	–	–	41	10	23	–	20	–	22	–	5.3	15200	–	1	...	...	...	–	3	3	2	2	–
906	42	–	–	36	10	14	–	13	–	10	–	4.6	12100	–	4	...	...	...	–	1	1	1	3	–
907	55	–	–	22	20	22	1	22	–	16	1	4.9	18200	–	5	–	6.4	110	–	–	–	3	1	–
20	1958	–	–	43	5	523	10	502	–	462	7	5.7	20100	–	50	2	4.8	112	–	37	36	25	26	6
101	15	–	–	27	–	5	–	5	–	5	–	5.2	19300	–	–	–	–	–	–	–	–	–	2	–
102	15	–	–	47	–	4	...	...	...	...	...	...	...	–	...	...	...	...	–	...	...	...	...	...
103	13	–	–	31	15	6	–	6	–	5	–	5.4	14300	–	–	–	–	–	–	–	–	–	2	–
104	6	–	–	17	50	2	...	...	...	...	...	...	...	–	...	...	...	...	–	...	...	...	...	...
105	17	–	–	18	12	5	–	5	–	5	–	6.6	16500	–	–	–	–	–	–	–	–	–	–	–
106	9	–	–	44	–	3	...	...	...	...	...	...	...	–	...	...	...	...	–	...	...	...	...	...
107	20	–	–	45	–	6	–	6	–	5	–	6.6	19300	–	1	...	...	...	–	–	–	1	–	–
108	9	–	–	56	–	2	...	...	...	...	...	...	...	–	...	...	...	...	–	...	...	...	...	...
109	83	–	–	51	4	22	2	21	–	18	1	5.6	20900	–	4	...	...	...	–	4	4	2	3	–
110	225	–	–	40	8	67	2	64	–	58	2	6.0	22600	–	7	–	5.4	136	–	1	1	5	6	2
111	49	–	–	39	4	13	–	13	–	12	–	5.5	21000	–	–	–	–	–	–	1	1	–	–	–
112	120	–	–	46	2	29	–	29	–	25	–	5.9	23800	–	3	...	...	...	–	2	2	–	1	–
113	89	–	–	51	1	20	–	20	–	19	–	6.1	24900	–	1	...	...	...	–	1	1	–	–	–
114	112	–	–	50	–	26	–	26	–	26	–	6.0	27600	–	–	–	–	–	–	5	5	–	–	–
115	76	–	–	45	5	19	–	19	–	17	–	6.5	30700	–	1	...	...	...	–	–	–	–	1	–
116	35	–	–	46	–	9	–	9	–	7	–	6.6	29600	–	2	...	...	...	–	–	–	–	–	–
201	131	–	–	41	5	38	2	38	–	33	1	5.4	15400	–	3	...	...	...	–	3	3	2	3	–
202	66	–	–	39	–	18	–	18	–	17	–	5.7	16700	–	–	–	–	–	–	–	–	–	1	–
203	76	–	–	47	5	17	–	17	–	17	–	5.9	16700	–	–	–	–	–	–	1	1	–	1	–
204	31	–	–	52	13	7	–	7	–	6	–	5.8	16500	–	1	...	...	...	–	1	1	–	–	–
205	48	–	–	42	2	13	–	13	–	10	–	4.8	14600	–	3	...	...	...	–	1	1	1	–	–
206	43	–	–	35	12	13	–	13	–	12	–	5.5	15500	–	1	...	...	...	–	1	1	1	–	–
207	30	–	–	33	20	10	–	10	–	9	–	5.2	14400	–	1	...	...	...	–	–	–	1	–	–
208	15	–	–	20	13	8	–	4	–	4	...	...	...	–	3	...	...	...	–	–	–	2	–	2
209#	37	–	–	46	5	9	–	7	–	4	...	...	...	–	5	–	4.2	61	–	1	1	–	–	–
210#	42	–	–	43	2	11	–	9	–	6	–	5.2	...	–	5	–	5.2	84	–	2	2	–	1	–
211	56	–	–	52	–	11	2	8	–	11	2	5.0	17700	–	–	–	–	–	–	3	2	–	1	–
212	15	–	–	47	27	5	–	2	–	4	...	...	...	–	1	...	...	...	–	–	–	2	1	–
213	19	–	–	47	–	4	...	...	...	...	...	...	...	–	...	...	...	...	–	...	...	...	...	...
214	16	–	–	38	–	5	1	5	–	4	...	...	...	–	1	...	...	...	–	–	–	–	–	–
215	22	–	–	14	9	8	–	8	–	7	–	4.4	12500	–	1	...	...	...	–	1	1	–	–	1
216	19	–	–	47	–	4	...	...	...	...	...	...	...	–	...	...	...	...	–	...	...	...	...	...
217	39	–	–	36	5	13	1	11	–	13	1	5.3	17200	–	–	–	–	–	–	–	–	2	–	–
218	15	–	–	20	27	6	–	6	–	5	–	4.4	10200	–	–	–	–	–	–	–	–	–	–	–
901	198	–	–	41	7	51	–	51	–	47	–	5.7	17900	–	4	...	...	...	–	3	3	3	4	1
902	69	–	–	51	–	17	–	17	–	17	–	5.9	23500	–	–	–	–	–	–	–	–	1	–	–
903	78	–	–	55	3	17	–	17	–	17	–	6.3	25600	–	–	–	–	–	–	2	2	–	–	–
21	6496	1	1	36	11	2090	39	1861	102	1674	24	5.5	16200	–	362	12	4.3	109	1	127	126	292	113	28
101	59	–	–	39	14	17	–	17	–	16	–	4.9	12600	–	1	...	...	...	–	2	2	–	1	–
102	28	–	–	36	11	8	–	8	–	8	–	4.6	10600	–	–	–	–	–	–	2	2	1	–	–
103	26	–	–	42	–	6	–	6	–	5	–	4.6	9700	–	1	...	...	...	–	2	2	–	–	–
104	38	–	–	53	8	9	–	9	–	8	–	4.8	10000	–	1	...	...	...	–	3	3	–	1	–
105	28	–	–	54	–	6	–	6	–	6	–	5.0	9100	–	–	–	–	–	–	3	3	1	2	–
106	28	–	–	46	7	7	–	7	–	6	–	4.2	6200	–	1	...	...	...	–	2	2	–	–	–
107	50	–	–	46	–	12	1	12	–	8	1	4.5	8300	–	4	...	...	...	–	4	4	1	–	1
108	34	–	–	38	12	12	2	12	–	7	–	4.3	6200	–	5	2	2.8	...	–	2	2	2	3	–
109	38	–	–	37	–	13	–	13	–	10	–	4.4	11500	–	2	...	...	...	–	2	2	–	1	–
110	9	–	–	56	–	2	...	...	...	...	...	...	...	–	...	...	...	...	–	...	...	...	...	...
111	20	–	–	55	–	4	...	...	...	...	...	...	...	–	...	...	...	...	–	...	...	...	...	...
112	28	–	–	32	14	9	1	7	–	9	1	4.9	10000	–	–	–	–	–	–	–	–	–	1	–
113	15	–	–	27	7	5	–	3	–	3	...	...	...	–	2	...	...	...	–	1	1	–	–	–
116	10	–	–	10	30	4	...	...	...	...	...	...	...	–	...	...	...	...	–	...	...	...	...	...
117	8	–	–	38	25	2	...	...	...	...	...	...	...	–	...	...	...	...	–	...	...	...	...	...
118	4	...	...	...	...	2	...	...	...	...	...	...	...	...	...	...	...	...	...	...	...	...	...	...
119	7	–	–	43	–	2	...	...	...	...	...	...	...	–	...	...	...	...	–	...	...	...	...	...
120	29	–	–	28	10	10	1	9	–	9	–	5.0	11700	–	1	...	...	...	–	–	–	2	1	–
121	33	–	–	39	9	12	1	12	–	11	1	4.6	9300	–	–	–	–	–	–	2	2	2	2	–
122	45	–	–	36	11	14	3	12	–	13	2	4.5	7000	–	–	–	–	–	–	1	1	2	1	1
123	31	–	–	32	7	9	–	8	–	9	–	4.4	11400	–	–	–	–	–	–	2	2	2	–	–
125	3	...	...	...	...	1	...	...	...	...	...	...	...	...	...	...	...	...	...	...	...	...	...	...
126	60	–	–	25	22	23	1	21	–	18	–	4.9	10800	–	5	1	4.0	...	–	1	1	3	1	–
127	41	–	–	44	12	13	–	13	–	12	–	4.8	11900	–	1	...	...	...	–	1	1	4	1	–
128#	240	–	–	28	12	91	1	20	–	82	1	4.4	12000	1	9	–	4.7	68	–	4	4	18	2	1
129	73	–	–	21	10	26	1	26	–	17	–	5.0	12500	–	9	1	4.1	108	–	1	1	4	2	3
130	3	...	...	...	...	1	...	...	...	...	...	...	...	...	...	...	...	...	...	...	...	...	...	...
131	1	...	...	...	...	1	...	...	...	...	...	...	...	...	...	...	...	...	...	...	...	...	...	...
132#	34	–	–	24	9	11	2	11	–	5	1	5.0	10800	–	6	1	3.5	56	–	1	1	2	–	1
133	4	...	...	...	...	2	...	...	...	...	...	...	...	...	...	...	...	...	...	...	...	...	...	...
134#	97	–	–	38	6	34	3	32	–	21	1	5.4	10800	–	12	2	3.1	65	–	6	5	6	1	1
201	12	–	–	33	17	5	–	5	–	5	–	4.4	9800	–	–	–	–	–	–	1	1	2	–	–
202	29	55	–	48	3	6	–	6	–	6	–	7.3	17100	50	–	–	–	–	–	–	–	–	–	–
203	13	–	–	62	–	3	...	...	...	...	...	...	...	–	...	...	...	...	–	...	...	...	...	...
204	5	–	–	–	–	3	...	...	...	...	...	...	...	–	...	...	...	...	–	...	...	...	...	...

(Data exclude vacant seasonal and vacant migratory housing units. For minimum base for derived figures (*percent, average,* etc.) and meaning of symbols, see text)

Blocks Within Census Tracts	Percent of total population				Year-round housing units				Occupied housing units												
							Units in—		Owner					Renter					1.01 or more persons per room				
	Total population	Negro	In group quarters	Under 18 years	62 years and over	Total	Lacking some or all plumbing facilities	One-unit structures	Structures of 10 or more units	Total	Lacking some or all plumbing facilities	Average number of rooms	Average value (dollars)	Percent Negro	Total	Lacking some or all plumbing facilities	Average number of rooms	Average contract rent (dollars)	Percent Negro	Total	With all plumbing facilities	One-person households	With female head of family	With roomers, boarders, or lodgers
205	14	–	–	50	–	4	...	...	...	...	...	...	...	–	...	...	...	...	–	...	...	...	...	...
206	3	...	...	...	...	1	...	...	...	...	...	...	...	...	...	...	...	...	...	...	...	...	...	...
207	18	–	–	33	11	6	2	6	–	4	...	...	...	–	2	...	...	...	–	1	1	2	–	–
208	4	...	...	...	...	2	...	...	...	...	...	...	...	...	...	...	...	...	...	...	...	...	...	...
209	8	–	–	38	25	3	...	...	...	...	...	...	...	–	...	...	...	...	–	...	...	...	...	...
210#	88	–	–	26	11	32	–	30	2	22	–	5.0	14000	–	10	–	4.5	128	–	4	4	8	1	–
211	49	–	–	25	2	27	–	9	15	9	–	5.9	16700	–	15	–	1.1	66	–	3	3	13	–	1
212	16	–	–	50	–	5	–	4	–	4	...	...	...	–	–	–	–	–	–	...	...	...	...	...
213	18	–	–	44	11	5	–	3	–	3	...	...	...	–	2	...	...	...	–	2	2	1	–	–
214	25	–	–	20	16	10	–	10	–	8	–	5.3	10900	–	2	...	...	...	–	–	–	1	1	–
216	18	–	–	11	28	8	–	8	–	8	–	5.3	12800	–	–	–	–	–	–	–	–	–	–	–
217	41	–	–	42	2	13	–	12	–	9	–	5.3	13100	–	4	...	...	...	–	–	–	1	1	–
219	31	–	–	36	23	10	–	10	–	10	–	5.7	11900	–	–	–	–	–	–	–	–	1	–	1
220	173	–	–	41	8	45	2	45	–	39	–	5.9	17300	–	6	2	5.2	...	–	3	3	3	4	2
221	56	–	–	30	21	22	–	21	–	16	–	5.3	13200	–	4	...	...	...	–	1	1	3	1	–
222	76	–	–	36	25	30	3	28	–	27	3	4.9	9300	–	3	...	...	...	–	4	4	9	3	–
223	42	–	–	29	17	14	–	14	–	11	–	5.7	13600	–	3	...	...	...	–	1	1	1	–	2
224	44	–	–	34	9	14	–	14	–	12	–	5.1	12100	–	1	...	...	...	–	1	1	1	–	–
225	236	–	–	39	8	74	3	74	–	58	1	5.2	12500	–	11	1	4.5	98	–	9	9	10	5	1
226	116	–	–	30	7	41	–	40	–	34	–	5.2	16400	–	6	–	5.2	113	–	1	1	8	1	–
227	13	–	–	46	15	2	...	...	...	...	...	...	...	–	...	...	...	...	–	...	...	...	...	...
228	46	–	–	37	4	13	–	13	–	9	–	5.3	10300	–	4	...	...	...	–	1	1	1	1	–
229	27	–	–	19	19	10	–	10	–	5	–	5.2	11800	–	5	–	3.6	91	–	–	–	3	1	–
230	20	–	–	45	–	5	–	5	–	5	–	5.2	17500	–	–	–	–	–	–	1	1	–	–	–
231	35	–	–	43	11	11	–	11	–	9	–	5.1	14200	–	2	...	...	...	–	1	1	1	2	–
232	36	–	–	47	8	11	–	11	–	10	–	4.7	12000	–	1	...	...	...	–	1	1	3	–	–
233	30	–	–	33	13	9	–	9	–	9	–	4.7	11000	–	–	–	–	–	–	1	1	1	1	–
234	32	–	–	38	13	11	–	11	–	10	–	5.1	15100	–	1	...	...	...	–	–	–	3	1	1
301	95	–	–	45	4	24	–	21	–	17	–	6.4	26400	–	7	–	6.0	...	–	2	2	2	–	–
302	156	–	–	53	2	33	–	33	–	32	–	7.0	24700	–	1	...	...	...	–	3	3	1	3	–
303	97	–	–	41	7	26	–	26	–	26	–	6.0	20300	–	–	–	–	–	–	1	1	2	1	1
304	134	2	48	23	46	19	–	19	–	17	–	6.1	21800	–	2	...	...	...	...	1	1	1	2	–
305	147	5	–	12	5	87	–	2	84	–	–	–	–	–	83	–	3.5	147	4	1	1	38	3	1
306	21	–	–	33	24	9	–	9	–	5	–	5.8	10800	–	2	...	...	...	–	–	–	1	2	–
307	58	16	–	26	9	18	–	18	–	17	–	5.1	12900	6	1	...	...	...	...	2	2	2	1	–
308	18	–	–	39	–	5	–	3	–	4	...	...	...	–	1	...	...	...	–	–	–	–	–	–
309	17	–	–	24	35	6	–	6	–	6	–	5.3	15800	–	–	–	–	–	–	–	–	1	–	–
310	24	–	–	25	17	10	–	10	–	7	–	4.9	16300	–	2	...	...	...	–	–	–	1	–	1
311	23	–	–	26	13	9	–	9	–	7	–	5.0	17300	–	2	...	...	...	–	–	–	2	–	–
312	114	3	–	30	14	38	2	38	–	34	2	5.2	16000	–	4	...	...	...	...	–	–	2	2	1
313	29	–	–	45	10	8	–	8	–	7	–	5.0	17500	–	1	...	...	...	–	1	1	1	1	–
314	25	–	–	36	4	8	–	8	–	8	–	4.9	19500	–	–	–	–	–	–	–	–	–	–	–
315	6	–	–	33	–	2	...	...	...	...	...	...	...	–	...	...	...	...	–	...	...	...	...	...
316	3	...	...	...	...	1	...	...	...	...	...	...	...	...	...	...	...	...	...	...	...	...	...	...
317	11	–	–	46	–	3	...	...	...	...	...	...	...	–	...	...	...	...	–	...	...	...	...	...
318	32	–	–	34	13	11	–	10	–	8	–	4.9	14100	–	3	...	...	...	–	–	–	1	1	–
319	23	–	–	13	17	11	–	11	–	9	–	4.8	12100	–	1	...	...	...	–	–	–	2	1	–
320	28	–	–	36	4	8	–	6	–	4	...	...	...	–	3	...	...	...	–	1	1	–	–	–
321	42	–	–	29	17	14	–	14	–	13	–	4.7	16200	–	1	...	...	...	–	1	1	1	2	1
322	21	–	–	14	33	9	–	9	–	9	–	4.6	13800	–	–	–	–	–	–	–	–	2	–	–
323	29	–	–	38	3	9	–	7	–	4	...	...	...	–	5	–	4.2	105	–	1	1	–	1	–
324	22	–	–	41	18	7	–	7	–	6	–	4.8	8700	–	1	...	...	...	–	1	1	2	1	–
325	10	–	–	–	60	7	–	7	–	6	–	5.2	9600	–	–	–	–	–	–	–	–	2	–	–
326#	23	–	–	13	22	9	–	9	–	4	...	...	...	–	5	–	3.8	98	–	–	–	1	–	–
327	14	–	–	29	14	4	...	...	...	...	...	...	...	–	...	...	...	...	–	...	...	...	...	...
328	43	–	–	33	2	16	1	15	–	12	1	4.8	14500	–	2	...	...	...	–	–	–	1	–	–
329	32	–	–	41	19	13	–	13	–	11	–	4.8	12800	–	1	...	...	...	–	2	2	4	1	–
330	45	–	–	36	16	14	–	14	–	12	–	5.5	10600	–	2	...	...	...	–	1	1	3	–	–
331	46	–	–	28	11	15	–	13	–	9	–	5.6	12700	–	6	–	5.3	117	–	–	–	1	1	1
332	43	–	–	44	7	11	–	11	–	9	–	5.7	11500	–	2	...	...	...	–	1	1	1	1	–
401	41	–	–	42	7	12	–	12	–	10	–	5.4	11000	–	1	...	...	...	–	1	1	1	2	1
402	49	–	–	45	2	16	–	15	–	11	–	6.0	11300	–	3	...	...	...	–	–	–	–	2	–
403	17	–	–	29	18	7	–	7	–	4	...	...	...	–	1	...	...	...	–	1	1	–	1	–
404	38	–	–	37	13	11	–	11	–	9	–	5.2	10400	–	2	...	...	...	–	1	1	2	1	–
405	28	–	–	36	14	10	–	10	–	10	–	5.1	16300	–	–	–	–	–	–	1	1	3	–	–
406	14	–	–	21	7	5	–	5	–	5	–	4.4	19300	–	–	–	–	–	–	–	–	–	–	–
407	32	–	–	28	28	10	–	10	–	10	–	6.0	22900	–	–	–	–	–	–	1	1	–	–	–
408	16	–	–	25	31	6	–	6	–	6	–	6.0	22300	–	–	–	–	–	–	–	–	–	–	–
409	16	–	–	38	13	6	–	6	–	5	–	4.6	...	–	1	...	...	...	–	–	–	–	2	–
413	2	...	...	...	...	1	...	...	...	...	...	...	...	...	...	...	...	...	...	...	...	...	...	...
415	31	–	–	26	23	13	–	13	–	10	–	5.1	9200	–	2	...	...	...	–	–	–	2	–	–
416	37	–	–	51	5	11	–	11	–	11	–	6.1	10300	–	–	–	–	–	–	–	–	3	1	–
417	11	–	–	9	36	6	–	6	–	6	–	5.5	9600	–	–	–	–	–	–	–	–	2	–	–
418	39	5	–	36	15	15	–	15	–	12	–	6.2	11000	8	2	...	...	...	...	–	–	4	1	–
419	59	–	–	25	17	24	–	22	–	21	–	4.7	10800	–	2	...	...	...	–	–	–	2	2	–
420	14	–	–	43	7	5	–	3	–	3	...	...	...	–	2	...	...	...	–	–	–	2	–	–
421	75	5	–	29	12	26	1	26	–	26	1	6.3	12100	4	–	–	–	–	–	–	–	2	1	1
422	30	–	–	10	27	11	–	11	–	11	–	6.2	22200	–	–	–	–	–	–	–	–	1	2	–
423	35	–	–	29	26	15	–	15	–	15	–	4.8	20300	–	–	–	–	–	–	1	1	5	–	–
424	53	–	–	32	13	17	–	17	–	14	–	5.6	18500	–	3	...	...	...	–	–	–	3	–	–
425	118	–	–	39	12	33	–	33	–	32	–	5.9	14600	–	1	...	...	...	–	–	–	4	3	–
426	78	–	–	41	6	25	–	25	–	23	–	5.5	13300	–	1	...	...	...	–	–	–	4	2	–
427	77	–	–	38	–	25	1	23	–	16	1	6.1	12400	–	8	–	5.6	108	–	–	–	2	2	1
428	29	–	–	52	–	7	–	7	–	6	–	6.0	15400	–	1	...	...	...	–	1	1	–	–	–
429	8	–	–	13	38	4	...	...	...	...	...	...	...	–	...	...	...	...	–	...	...	...	...	...
430	27	–	–	33	15	9	–	9	–	9	–	6.3	21300	–	–	–	–	–	–	–	–	1	1	–
431	74	–	–	28	16	28	–	25	1	24	–	6.2	15900	–	3	...	...	...	–	–	–	4	2	–
432	9	–	–	33	22	6	1	6	–	3	...	...	...	–	1	...	...	...	–	...	...	...	...	...
433	70	–	–	40	17	22	–	22	–	20	–	5.9	13300	–	2	...	...	...	–	2	2	4	1	–
434	44	–	–	34	21	15	–	14	–	13	–	6.0	14200	–	1	...	...	...	–	–	–	2	–	–

[Data exclude vacant seasonal and vacant migratory housing units. For minimum base for derived figures (percent, average, etc.) and meaning of symbols, see text]

Blocks Within Census Tracts	Total population	Percent of total population: Negro	Percent of total population: In group quarters	Percent of total population: Under 18 years	Percent of total population: 62 years and over	Year-round housing units: Total	Year-round housing units: Lacking some or all plumbing facilities	Year-round housing units: Units in — One-unit structures	Year-round housing units: Units in — Structures of 10 or more units	Occupied housing units: Owner: Total	Owner: Lacking some or all plumbing facilities	Owner: Average number of rooms	Owner: Average value (dollars)	Owner: Percent Negro	Occupied housing units: Renter: Total	Renter: Lacking some or all plumbing facilities	Renter: Average number of rooms	Renter: Average contract rent (dollars)	Renter: Percent Negro	1.01 or more persons per room: Total	1.01 or more persons per room: With all plumbing facilities	One-person households	With female head of family	With roomers, boarders, or lodgers
435	58	–	–	47	12	15	–	15	–	15	–	5.7	18300	–	–	–	–	–	–	2	2	1	–	–
436	16	–	–	38	6	5	–	5	–	3	...	...	...	–	2	...	...	...	–	–	–	1	–	–
901	85	–	–	29	14	28	–	27	–	23	–	5.8	20800	–	4	...	...	...	–	–	–	3	–	–
902	65	–	–	22	11	24	–	22	–	19	–	6.2	22700	–	5	–	4.8	...	–	–	–	3	–	1
903	146	–	–	34	14	46	4	46	–	40	3	5.5	22300	–	5	–	5.6	...	–	2	2	2	3	–
904#	50	–	–	30	12	17	1	17	–	11	1	5.4	15500	–	6	–	6.2	118	–	–	–	4	2	–
905	71	–	–	39	20	23	–	21	–	20	–	6.1	19900	–	3	...	...	...	–	–	–	3	–	–
906	277	–	–	41	2	77	–	77	–	72	–	6.0	27600	–	2	...	...	...	–	2	2	3	1	–
907	131	–	–	52	2	33	–	33	–	31	–	6.6	29500	–	1	...	...	...	–	1	1	3	–	–
908	64	–	–	45	6	16	–	16	–	15	–	5.3	21400	–	1	...	...	...	–	3	3	1	2	1
909	254	–	–	45	6	68	–	67	–	64	–	6.4	24400	–	3	...	...	...	–	4	4	3	2	1
910	63	–	–	40	5	17	–	17	–	14	–	6.7	25500	–	1	...	...	...	–	–	–	–	–	–
911	44	–	–	32	5	15	–	15	–	13	–	5.5	24300	–	2	...	...	...	–	–	–	3	1	–
912	34	–	–	50	3	7	1	7	–	6	1	7.2	...	–	1	...	...	...	–	1	1	–	1	–
913	38	–	–	40	8	11	–	11	–	8	–	7.6	...	–	2	...	...	...	–	–	–	–	–	–
22	6071	7	3	35	11	1868	16	1637	162	1478	12	5.7	18300	6	347	2	4.4	137	5	96	96	232	103	29
101	28	–	–	18	18	10	–	10	–	9	–	6.3	13500	–	1	...	...	...	–	–	–	2	–	1
102	17	–	–	24	41	7	–	7	–	7	–	5.0	12700	–	–	–	–	–	–	–	–	1	1	–
104	14	–	–	21	7	6	–	6	–	6	–	5.5	12900	–	–	–	–	–	–	–	–	2	–	–
105	9	–	–	33	11	3	...	...	...	...	...	...	...	–	...	...	...	...	–	...	...	...	...	...
106	59	19	–	37	12	18	–	18	–	17	–	5.4	13800	18	–	–	–	–	–	2	2	1	–	1
107	39	10	–	44	23	11	–	11	–	10	–	5.5	14600	10	1	...	...	...	...	1	1	–	1	1
108	114	–	23	30	33	29	–	29	–	27	–	5.4	14100	–	1	...	...	...	–	1	1	2	1	–
109	53	–	–	26	11	18	1	18	–	17	1	5.3	14900	–	1	...	...	...	–	–	–	2	–	–
110	52	–	–	37	15	21	2	21	–	16	1	5.5	11700	–	4	...	...	...	–	1	1	8	4	1
111	9	44	–	33	11	3	...	...	...	...	...	...	...	...	...	...	...	...	...	...	...	...	...	...
113	20	–	–	–	10	8	–	8	–	7	–	5.4	27000	–	1	...	...	...	–	–	–	1	–	1
114	18	–	–	22	6	7	–	7	–	7	–	6.4	33400	–	–	–	–	–	–	–	–	1	–	–
115	29	–	–	38	10	10	–	10	–	9	–	6.2	35300	–	–	–	–	–	–	–	–	1	–	–
116	51	–	–	28	16	20	–	19	–	19	–	5.3	18800	–	1	...	...	...	–	–	–	7	–	–
118	458	4	–	25	11	189	–	62	121	52	–	5.5	21300	2	132	–	3.8	162	4	4	4	40	19	4
119	336	5	7	34	7	103	–	50	41	45	–	5.8	20900	4	57	–	3.9	138	2	9	9	15	3	2
120	80	–	–	35	1	24	–	24	–	22	–	6.8	26900	–	–	–	–	–	–	–	–	–	1	1
121	69	–	–	41	6	19	–	19	–	18	–	7.3	36900	–	1	...	...	...	–	–	–	–	1	–
122	38	–	–	53	3	10	–	10	–	9	–	6.4	17900	–	1	...	...	...	–	–	–	1	1	–
201	80	–	–	30	15	27	–	21	–	20	–	5.4	21800	–	7	–	3.7	124	–	2	2	3	–	1
202	9	–	–	56	–	2	...	...	...	...	...	...	...	–	...	...	...	...	–	...	...	...	...	...
204	56	–	–	38	7	17	–	17	–	17	–	5.8	23400	–	–	–	–	–	–	–	–	1	2	–
205	85	–	–	31	7	27	–	27	–	26	–	5.6	21200	–	1	...	...	...	–	1	1	2	–	1
206	33	–	–	27	12	14	–	14	–	12	–	4.7	10000	–	1	...	...	...	–	1	1	5	2	–
207	33	–	–	24	15	14	1	14	–	11	1	4.4	9200	–	3	...	...	...	–	–	–	2	1	–
209	81	–	–	41	–	19	–	19	–	19	–	5.5	23500	–	–	–	–	–	–	2	2	–	–	–
210	124	–	–	36	6	39	–	35	–	34	–	5.4	21700	–	4	...	...	...	–	2	2	1	–	–
212	76	–	–	30	11	26	–	26	–	25	–	5.8	25600	–	–	–	–	–	–	–	–	2	2	–
213	56	–	–	25	21	23	–	23	–	19	–	5.1	13000	–	4	...	...	...	–	1	1	7	–	–
214	66	20	–	36	9	22	–	22	–	20	–	4.9	15000	15	1	...	...	...	...	2	2	4	–	–
215	41	42	–	39	15	13	–	13	–	13	–	5.5	13100	31	–	–	–	–	–	–	–	3	–	–
216	61	25	–	36	16	20	–	20	–	15	–	6.2	11400	13	4	...	...	...	...	–	–	3	–	–
301	42	45	–	38	17	14	–	13	–	12	–	5.8	10100	33	1	...	...	...	...	–	–	3	2	–
302#	105	26	–	44	10	29	–	26	–	21	–	6.8	8900	24	7	–	6.0	92	14	4	4	4	1	1
303	39	51	–	36	15	12	–	11	–	10	–	6.9	11400	40	–	–	–	–	–	–	–	1	1	–
304	68	96	–	50	7	15	–	11	–	12	–	5.3	10300	83	3	...	...	...	...	4	4	2	3	1
305	56	57	–	45	11	14	–	12	–	11	–	6.6	11500	55	3	...	...	...	...	1	1	1	–	–
306	34	–	–	38	18	11	–	11	–	9	–	4.8	10700	–	2	...	...	...	–	1	1	3	1	–
307	21	24	–	19	24	8	–	8	–	7	–	5.6	10900	14	1	...	...	...	...	–	–	2	1	–
308	50	42	–	34	8	14	–	14	–	13	–	5.7	10700	46	1	...	...	...	...	–	–	1	2	1
309	41	17	–	34	20	13	–	10	–	8	–	7.1	8800	13	5	–	4.8	...	–	–	–	3	2	–
310	38	45	–	42	5	8	–	8	–	7	–	6.3	9400	43	1	...	...	...	...	1	1	–	3	–
311	28	43	–	36	25	10	–	10	–	8	–	5.8	9700	25	1	...	...	...	...	–	–	2	–	–
312	29	52	–	45	–	7	–	4	–	6	–	5.8	...	33	–	–	–	–	–	1	1	–	–	1
313	37	8	–	14	16	13	–	13	–	10	–	4.9	12000	10	2	...	...	...	...	–	–	2	–	1
314	64	17	–	44	8	20	–	20	–	17	–	6.2	11000	18	1	...	...	...	...	1	1	3	2	–
316	38	21	–	42	–	9	–	9	–	9	–	5.6	11900	22	–	–	–	–	–	1	1	–	–	1
317	21	33	–	–	43	11	–	11	–	8	–	5.0	14800	13	2	...	...	...	...	–	–	3	1	–
318	18	–	–	33	28	6	–	6	–	5	–	5.4	11300	–	1	...	...	...	–	1	1	1	–	–
401	5	–	–	–	60	3	...	...	...	...	...	...	...	–	...	...	...	...	–	...	...	...	...	...
402	13	–	–	62	–	3	...	...	...	...	...	...	...	–	...	...	...	...	–	...	...	...	...	...
403	40	–	–	48	–	12	–	12	–	11	–	5.4	14000	–	1	...	...	...	–	1	1	2	2	–
404	33	–	–	39	12	11	–	11	–	9	–	5.3	15800	–	2	...	...	...	–	1	1	3	1	–
405	35	34	–	34	–	12	–	12	–	10	–	5.2	15600	30	1	...	...	...	...	–	–	–	3	–
406	24	8	–	29	8	8	–	8	–	8	–	4.9	15600	13	–	–	–	–	–	–	–	2	–	–
407	37	–	–	49	–	11	1	11	–	11	1	5.0	12500	–	–	–	–	–	–	2	2	3	–	–
408	36	–	–	28	17	13	–	13	–	10	–	5.6	13400	–	2	...	...	...	–	–	–	–	2	–
409	46	–	–	20	15	17	–	17	–	16	–	5.2	13800	–	1	...	...	...	–	–	–	1	–	–
410	54	19	–	35	7	15	–	15	–	13	–	5.5	13500	23	2	...	...	...	...	2	2	–	–	2
411	11	–	–	27	27	6	–	6	–	5	–	6.2	10800	–	1	...	...	...	–	–	–	2	2	–
412	33	–	–	46	9	11	–	10	–	10	–	5.9	17500	–	1	...	...	...	–	–	–	3	3	–
414	10	40	–	40	–	3	...	...	...	...	...	...	...	...	...	...	...	...	...	...	...	...	...	...
415	14	50	–	64	–	2	...	...	...	...	...	...	...	...	...	...	...	...	...	...	...	...	...	...
416	6	–	–	50	–	2	...	...	...	...	...	...	...	–	...	...	...	...	–	...	...	...	...	...
501	37	–	–	24	–	13	–	13	–	13	–	5.5	21300	–	–	–	–	–	–	–	–	1	1	–
502	48	–	–	25	6	16	–	16	–	15	–	5.2	22600	–	1	...	...	...	–	1	1	–	1	–
503	228	3	–	44	3	66	–	66	–	64	–	5.6	17900	3	2	...	...	...	...	6	6	8	3	3
504	40	–	–	43	3	10	–	10	–	10	–	5.6	19000	–	–	–	–	–	–	2	2	–	1	–
505	251	5	–	41	3	69	2	69	–	67	2	5.9	18400	5	2	...	...	...	...	4	4	4	2	1
506	121	–	–	36	3	34	–	34	–	32	–	6.3	22000	–	2	...	...	...	–	1	1	1	–	1
507	149	–	–	49	2	36	–	36	–	33	–	6.2	22600	–	3	...	...	...	–	2	2	–	2	–
508	44	–	–	41	9	13	–	13	–	12	–	6.8	24600	–	–	–	–	–	–	–	–	2	–	–

[Data exclude vacant seasonal and vacant migratory housing units. For minimum base for derived figures (percent, average, etc.) and meaning of symbols, see text]

Blocks Within Census Tracts	Total population	Percent of total population: Negro	Percent of total population: In group quarters	Percent of total population: Under 18 years	Percent of total population: 62 years and over	Year-round housing units: Total	Year-round housing units: Lacking some or all plumbing facilities	Year-round housing units: Units in — One-unit structures	Year-round housing units: Units in — Structures of 10 or more units	Occupied housing units: Owner: Total	Owner: Lacking some or all plumbing facilities	Owner: Average number of rooms	Owner: Average value (dollars)	Owner: Percent Negro	Occupied housing units: Renter: Total	Renter: Lacking some or all plumbing facilities	Renter: Average number of rooms	Renter: Average contract rent (dollars)	Renter: Percent Negro	Occupied housing units: 1.01 or more persons per room: Total	1.01 or more persons per room: With all plumbing facilities	One-person households	With female head of family	With roomers, boarders, or lodgers
509	44	–	–	32	14	15	–	14	–	12	–	4.8	14300	–	3	...	...	...	–	1	1	2	2	–
510	49	–	–	31	14	18	–	17	–	18	–	5.1	16900	–	–	–	–	–	–	–	–	4	–	–
511	71	–	–	34	4	24	1	23	–	19	–	5.2	16800	–	4	...	...	...	–	2	2	4	1	–
512#	211	–	54	17	54	28	–	22	–	18	–	5.2	12600	–	10	–	4.4	95	–	4	4	3	3	–
513	66	–	–	46	8	15	2	15	–	12	1	5.1	10600	–	3	...	...	...	–	3	3	1	2	–
515	44	–	–	34	11	14	–	13	–	11	–	5.9	13300	–	3	...	...	...	–	1	1	2	–	–
516	70	–	–	39	9	22	–	21	–	18	–	5.8	17700	–	4	...	...	...	–	1	1	4	1	–
601	156	–	–	33	9	51	–	46	–	44	–	5.1	13700	–	3	...	...	...	–	7	7	5	–	–
602	39	–	–	31	10	11	–	11	–	9	–	4.8	12200	–	2	...	...	...	–	–	–	1	1	–
604	7	–	–	29	14	3	...	...	...	...	...	...	...	–	...	...	...	...	–	...	...	...	...	...
605	98	–	–	31	6	33	2	28	–	32	2	5.6	17100	–	–	–	–	–	–	2	2	5	2	1
606	12	–	–	50	–	4	...	...	...	...	...	...	...	–	...	...	...	...	–	...	...	...	...	...
607	6	–	–	67	–	1	...	...	...	...	...	...	...	–	...	...	...	...	–	...	...	...	...	...
608	3	...	...	...	...	1	...	...	...	...	...	...	...	–	...	...	...	...	...	...	...	...	...	...
610	43	–	–	49	–	11	–	11	–	10	–	5.9	21800	–	–	–	–	–	–	1	1	–	1	–
611	14	–	–	57	–	5	–	5	–	4	...	...	...	–	–	–	–	–	–	...	...	...	...	...
612	24	–	–	42	–	6	–	6	–	6	–	5.5	19200	–	–	–	–	–	–	–	–	–	–	–
613	4	...	...	...	...	1	...	...	...	...	...	...	...	...	...	...	...	...	...	...	...	...	...	...
614	14	–	–	57	–	3	...	...	...	...	...	...	...	–	...	...	...	...	–	...	...	...	...	...
901	159	–	–	33	11	50	2	50	–	43	1	6.0	24700	–	7	1	5.3	...	–	–	–	5	–	–
902	452	2	–	41	7	129	–	129	–	108	–	6.4	25800	–	18	–	6.2	145	6	1	1	12	3	–
903	32	–	–	56	–	7	–	7	–	7	–	6.7	37100	–	–	–	–	–	–	1	1	–	–	–
904	29	10	–	31	14	10	–	10	–	10	–	5.6	27600	10	–	–	–	–	–	–	–	–	–	–
905	43	–	–	30	9	15	–	15	–	9	–	5.9	19600	–	5	–	7.4	–	–	–	–	1	–	1
906	43	–	–	44	12	12	–	12	–	7	–	6.1	...	–	5	–	5.8	...	–	1	1	1	–	–
23	2486	4	3	32	17	874	17	753	–	613	12	5.7	12000	2	219	5	4.8	91	3	40	38	172	69	20
101	46	–	–	9	22	22	–	20	–	17	–	5.9	13800	–	4	...	...	...	–	–	–	5	–	1
102	28	–	–	39	11	10	1	10	–	9	1	4.3	11300	–	–	–	–	–	–	1	1	2	–	–
103	38	–	–	42	3	10	–	10	–	10	–	5.9	15000	–	–	–	–	–	–	1	1	1	1	–
104	11	–	–	18	27	4	...	...	...	...	...	...	...	–	...	...	...	...	–	...	...	...	...	...
105	13	–	–	23	8	6	–	6	–	6	–	5.2	14800	–	–	–	–	–	–	–	–	2	–	–
106	26	–	–	39	12	7	–	7	–	4	...	...	...	–	3	...	...	...	–	–	–	–	2	–
107	8	–	–	50	–	2	...	...	...	...	...	...	...	–	...	...	...	...	–	...	...	...	...	...
109	7	–	–	57	14	2	...	...	...	...	...	...	...	–	...	...	...	...	–	...	...	...	...	...
110	8	–	–	25	38	3	...	...	...	...	...	...	...	–	...	...	...	...	–	...	...	...	...	...
111	15	20	–	20	20	7	–	5	–	5	–	6.0	17000	20	2	...	...	...	...	–	–	2	–	–
112	38	–	–	45	8	10	–	10	–	9	–	5.6	17800	–	1	...	...	...	–	–	–	1	1	–
113	44	–	–	48	14	12	–	12	–	10	–	5.7	13800	–	2	...	...	...	–	2	2	–	1	–
114	39	–	–	26	13	15	–	15	–	13	–	5.2	18400	–	2	...	...	...	–	–	–	4	–	–
115	18	–	–	17	17	8	–	8	–	8	–	5.1	13000	–	–	–	–	–	–	–	–	2	2	–
201	163	1	45	15	45	36	2	26	–	20	2	5.1	13100	–	16	–	4.3	98	–	2	2	9	3	2
202	85	–	–	25	15	31	–	30	–	25	–	5.9	15200	–	6	–	5.3	113	–	–	–	3	3	–
203	24	–	–	17	17	11	–	9	–	10	–	5.2	9300	–	1	...	...	...	–	–	–	4	–	–
204	42	–	–	33	12	13	–	13	–	11	–	5.5	10300	–	2	...	...	...	–	1	1	1	2	–
205	49	–	–	29	25	19	–	19	–	18	–	4.7	12300	–	1	...	...	...	–	–	–	3	2	–
206#	45	–	–	27	22	18	–	16	–	13	–	5.4	12600	–	5	–	5.0	94	–	–	–	4	2	–
207	47	–	–	17	28	22	1	13	–	11	1	5.4	10800	–	11	–	3.7	101	–	–	–	7	1	–
208	22	–	–	23	27	10	–	10	–	10	–	5.9	10200	–	–	–	–	–	–	1	1	4	3	–
209	40	–	–	25	15	17	1	14	–	14	1	6.6	8900	–	2	...	...	...	–	–	–	6	1	1
210	123	–	–	41	8	39	–	26	–	21	–	6.2	11100	–	17	–	4.8	95	–	2	2	8	3	–
211	32	–	–	28	3	12	–	9	–	6	–	5.7	8800	–	6	–	5.2	95	–	–	–	3	3	–
212	76	–	–	32	16	31	1	17	–	12	1	6.4	11000	–	17	–	4.4	95	–	1	1	9	3	1
302	69	7	–	33	9	21	–	18	–	14	–	7.0	10400	7	6	–	5.3	92	–	–	–	3	1	–
304	58	12	–	38	17	21	–	14	–	12	–	6.4	9900	–	8	–	4.9	91	13	1	1	6	5	–
305	48	–	–	52	4	16	–	10	–	6	–	6.5	8300	–	5	–	4.6	115	–	3	3	–	3	1
306	44	11	–	18	32	24	–	11	–	14	–	6.0	10300	7	8	–	3.9	79	13	–	–	9	2	1
307	57	–	–	33	11	20	–	15	–	15	–	6.6	12000	–	4	...	...	...	–	–	–	2	2	1
308	48	–	–	23	15	20	–	14	–	10	–	6.2	7500	–	8	–	5.3	96	–	–	–	3	4	3
309	74	–	–	45	12	29	–	21	–	16	–	6.3	10700	–	5	–	4.8	...	–	2	2	4	1	1
310	50	–	–	42	8	15	–	12	–	11	–	6.1	9600	–	4	...	...	...	–	1	1	4	–	–
311	53	–	–	43	11	17	–	16	–	16	–	5.4	9600	–	1	...	...	...	–	1	1	4	2	–
312	8	–	–	13	50	4	...	...	...	...	...	...	...	–	...	...	...	...	–	...	...	...	...	...
401	3	...	...	...	...	1	...	...	...	...	...	...	...	...	...	...	...	...	...	...	...	...	...	...
402	3	...	...	...	...	1	...	...	...	...	...	...	...	...	...	...	...	...	...	...	...	...	...	...
403	12	–	–	42	17	4	...	...	...	...	...	...	...	–	...	...	...	...	–	...	...	...	...	...
404	9	–	–	11	44	4	...	...	...	...	...	...	...	–	...	...	...	...	–	...	...	...	...	...
405	27	–	–	33	11	8	–	8	–	5	–	6.2	10800	–	2	...	...	...	–	–	–	1	2	2
406	65	–	–	32	22	23	–	23	–	16	–	5.9	11300	–	6	–	6.7	82	–	2	2	2	–	2
407	17	–	–	18	18	10	–	10	–	7	–	5.3	10200	–	2	...	...	...	–	–	–	4	–	–
408	19	–	–	11	21	9	–	9	–	9	–	4.7	10400	–	–	–	–	–	–	–	–	2	–	1
409	17	–	–	35	29	6	–	6	–	5	–	5.8	20000	–	1	...	...	...	–	–	–	1	–	–
410	19	–	–	42	11	4	...	...	...	...	...	...	...	–	...	...	...	...	–	...	...	...	...	...
411	18	–	–	50	–	4	...	...	...	...	...	...	...	–	...	...	...	...	–	...	...	...	...	...
412	2	...	...	...	...	1	...	...	...	...	...	...	...	...	...	...	...	...	...	...	...	...	...	...
413	8	–	–	75	–	1	...	...	...	...	...	...	...	–	...	...	...	...	–	...	...	...	...	...
416	1	...	...	...	...	1	...	...	...	...	...	...	...	...	...	...	...	...	...	...	...	...	...	...
418	13	–	–	31	–	4	...	...	...	...	...	...	...	–	...	...	...	...	–	...	...	...	...	...
419	33	–	–	36	6	14	–	13	–	10	–	4.6	9900	–	4	...	...	...	–	1	1	6	1	–
420	20	–	–	5	50	14	–	13	–	9	–	4.8	10000	–	3	...	...	...	–	–	–	5	–	–
421	25	–	–	28	20	12	–	12	–	7	–	4.7	9500	–	3	...	...	...	–	1	1	2	–	–
501	53	74	–	53	13	14	1	14	–	8	–	6.5	9700	38	5	1	6.0	...	80	4	3	3	2	–
502	13	8	–	15	39	9	–	9	–	6	–	4.7	9200	17	–	–	–	–	–	–	–	2	–	–
503	26	12	–	46	4	9	–	9	–	7	–	5.6	7600	14	–	–	–	–	–	–	–	–	–	–
504	7	–	–	–	71	4	...	...	...	...	...	...	...	–	...	...	...	...	–	...	...	...	...	...
505	31	–	–	45	13	10	–	9	–	9	–	6.6	8500	–	1	...	...	...	–	1	1	3	1	–
506	3	...	...	...	...	2	...	...	...	...	...	...	...	...	...	...	...	...	...	...	...	...	...	...
507	3	...	...	...	...	1	...	...	...	...	...	...	...	...	...	...	...	...	...	...	...	...	...	...
508	31	–	–	29	19	13	–	13	–	9	–	5.3	10700	–	2	...	...	...	–	–	–	1	1	1

[Data exclude vacant seasonal and vacant migratory housing units. For minimum base for derived figures (percent, average, etc.) and meaning of symbols, see text]

Blocks Within Census Tracts	Total population	Percent of total population				Year-round housing units				Occupied housing units												
								Units in—		Owner					Renter					1.01 or more persons per room				
		Negro	In group quarters	Under 18 years	62 years and over	Total	Lacking some or all plumbing facilities	One-unit structures	Structures of 10 or more units	Total	Lacking some or all plumbing facilities	Average number of rooms	Average value (dollars)	Percent Negro	Total	Lacking some or all plumbing facilities	Average number of rooms	Average contract rent (dollars)	Percent Negro	Total	With all plumbing facilities	One-person households	With female head of family	With roomers, boarders, or lodgers
509	5	80	–	40	20	2	...	...	...	...	...	...	...	...	...	...	...	...	...	...	...	...	...	...
510	10	–	–	20	30	4	...	...	...	...	...	...	...	–	...	...	...	...	–	...	...	...	...	...
511	21	–	–	24	14	7	1	7	–	7	1	6.1	13900	–	–	–	–	–	–	–	–	2	1	–
512	12	–	–	–	50	5	–	5	–	5	–	4.6	9300	–	–	–	–	–	–	–	–	1	–	–
513	17	–	–	47	18	5	–	5	–	5	–	5.4	15500	–	–	–	–	–	–	1	1	1	–	–
514	9	–	–	22	11	4	...	...	...	...	...	...	...	–	...	...	...	...	–	...	...	...	...	...
515	13	–	–	23	31	5	–	5	–	4	...	...	...	–	1	...	...	...	–	–	–	1	–	–
516	12	–	–	33	8	4	...	...	...	...	...	...	...	–	...	...	...	...	–	...	...	...	...	...
517	15	40	–	13	7	6	–	6	–	5	–	5.8	17500	40	1	...	...	...	...	–	–	1	–	–
518	19	74	–	47	–	4	...	...	...	...	...	...	...	...	...	...	...	...	...	...	...	...	...	...
520	5	–	–	80	–	1	...	...	...	...	...	...	...	–	...	...	...	...	–	...	...	...	...	...
521	15	–	–	60	–	3	...	...	...	...	...	...	...	–	...	...	...	...	–	...	...	...	...	...
522	6	–	–	17	33	2	...	...	...	...	...	...	...	–	...	...	...	...	–	...	...	...	...	...
602	25	–	–	48	20	6	–	6	–	2	...	...	...	–	4	...	...	...	–	2	2	1	–	1
603	9	–	–	22	11	3	...	...	...	...	...	...	...	–	...	...	...	...	–	...	...	...	...	...
604	15	–	–	13	27	5	–	5	–	3	...	...	...	–	2	...	...	...	–	–	–	–	–	–
605	3	...	...	...	...	2	...	...	...	...	...	...	...	...	...	...	...	...	...	...	...	...	...	...
606	5	–	–	20	20	2	...	...	...	...	...	...	...	–	...	...	...	...	–	...	...	...	...	...
607	8	–	–	50	13	2	...	...	...	...	...	...	...	–	...	...	...	...	–	...	...	...	...	...
608	17	–	–	35	–	4	...	...	...	...	...	...	...	–	...	...	...	...	–	...	...	...	...	...
609	7	–	–	29	43	3	...	...	...	...	...	...	...	–	...	...	...	...	–	...	...	...	...	...
610	8	–	–	50	–	2	...	...	...	...	...	...	...	–	...	...	...	...	–	...	...	...	...	...
611	9	–	–	56	–	2	...	...	...	...	...	...	...	–	...	...	...	...	–	...	...	...	...	...
612	20	–	–	60	5	5	1	5	–	2	...	...	...	–	3	...	...	...	–	–	–	1	1	–
613	6	–	–	33	–	2	...	...	...	...	...	...	...	–	...	...	...	...	–	...	...	...	...	...
614	17	–	–	41	18	5	1	5	–	4	...	...	...	–	1	...	...	...	–	–	–	1	–	–
615	54	–	–	26	7	17	2	17	–	12	1	4.4	9800	–	5	1	4.4	...	–	1	–	2	1	–
616	14	–	–	43	–	5	–	4	–	3	...	...	...	–	1	...	...	...	–	...	...	...	...	...
617	12	–	–	50	–	3	...	...	...	...	...	...	...	–	...	...	...	...	–	...	...	...	...	...
618	24	–	–	46	4	7	–	5	–	5	–	4.8	...	–	2	...	...	...	–	1	1	–	–	–
24	5278	–	–	32	15	1874	19	1614	3	1430	13	5.9	17300	–	404	6	4.6	103	1	54	53	361	122	22
101	22	–	–	18	36	10	–	7	–	8	–	6.0	10500	–	2	...	...	...	–	–	–	4	2	–
102	70	–	–	51	7	16	–	13	–	11	–	7.5	12800	–	5	–	5.6	...	–	2	2	2	1	1
103	40	3	–	30	5	16	–	7	–	9	–	6.7	13000	–	5	–	3.8	112	20	–	–	3	2	–
104	50	2	–	26	14	20	–	12	–	13	–	6.1	14600	–	6	–	5.2	98	–	–	–	6	1	1
105	13	–	–	39	23	5	–	3	–	3	...	...	...	–	2	...	...	...	–	–	–	2	1	–
108#	62	–	–	42	11	19	–	15	–	13	–	6.2	11400	–	6	–	3.8	92	–	–	–	3	4	–
109	24	–	–	13	21	11	–	11	–	10	–	6.1	11500	–	1	...	...	...	–	–	–	4	–	–
110	29	–	–	28	10	11	–	10	–	10	–	6.0	11000	–	–	–	–	–	–	–	–	1	1	–
111	63	–	–	33	6	22	–	10	3	8	–	6.9	13000	–	12	–	4.3	84	–	–	–	3	1	–
112	66	–	–	23	14	29	1	14	–	12	–	6.3	14500	–	17	1	4.1	106	–	–	–	13	6	–
113#	56	–	–	36	14	20	1	15	–	13	1	6.2	18500	–	7	–	4.4	104	–	–	–	6	2	–
114	36	–	–	25	31	13	–	13	–	12	–	5.9	17200	–	1	...	...	...	–	–	–	2	–	–
116	27	–	–	30	–	10	–	7	–	5	–	7.2	28300	–	5	–	4.4	106	–	–	–	2	–	1
117	43	–	–	44	21	15	–	13	–	11	–	6.5	15100	–	3	...	...	...	–	–	–	5	–	1
118	103	–	–	34	14	39	1	21	–	20	1	6.0	11500	–	17	–	3.4	86	–	4	4	11	3	–
119	37	–	–	41	14	12	–	10	–	8	–	5.6	12100	–	4	...	...	...	–	–	–	3	1	–
120	53	–	–	34	8	20	1	11	–	10	–	6.6	13000	–	10	1	3.8	100	–	–	–	5	1	–
121	53	–	–	32	25	17	–	15	–	13	–	5.6	11000	–	4	...	...	...	–	2	2	4	2	1
122	38	–	–	42	21	11	1	11	–	10	1	6.0	13800	–	1	...	...	...	–	–	–	–	–	–
123	25	–	–	24	28	12	–	12	–	11	–	5.8	14000	–	1	...	...	...	–	–	–	5	1	–
124	32	–	–	25	31	11	–	8	–	10	–	6.2	12500	–	1	...	...	...	–	–	–	–	–	1
125	36	–	–	25	17	13	–	13	–	7	–	5.6	15900	–	5	–	6.2	103	–	–	–	1	–	–
127	77	1	–	36	7	23	1	18	–	17	1	6.8	13400	–	5	–	4.0	111	20	–	–	2	1	2
128	18	–	–	56	6	4	...	...	...	...	...	...	...	–	...	...	...	...	–	...	...	...	...	...
129	6	–	–	–	83	2	...	...	...	...	...	...	...	–	...	...	...	...	–	...	...	...	...	...
202	47	–	–	34	13	17	–	14	–	12	–	6.8	17900	–	5	–	4.8	...	–	–	–	5	1	2
203	40	–	–	30	8	19	–	10	–	6	–	6.5	9300	–	11	–	3.5	82	–	1	1	5	1	–
204	36	–	–	17	8	16	–	9	–	9	–	6.6	12800	–	6	–	3.5	112	–	–	–	2	1	1
205	30	–	–	23	30	14	–	12	–	12	–	5.9	10800	–	2	...	...	...	–	–	–	5	1	–
206	37	–	–	46	16	12	–	11	–	11	–	5.8	13900	–	1	...	...	...	–	–	–	4	–	–
207#	29	–	–	14	24	14	–	8	–	8	–	5.8	14800	–	5	–	4.4	82	–	–	–	4	1	–
208	38	–	–	42	16	11	–	9	–	9	–	6.2	12800	–	2	...	...	...	–	1	1	2	1	–
209#	45	–	–	31	11	16	–	10	–	10	–	5.5	11500	–	6	–	4.3	123	–	1	1	3	–	–
210	41	–	–	46	7	16	–	6	–	5	–	7.6	...	–	6	–	4.3	88	–	–	–	1	1	–
211	55	–	–	29	13	21	–	18	–	13	–	6.6	14400	–	8	–	5.6	91	–	–	–	7	2	–
212	67	–	–	48	8	19	–	19	–	16	–	6.6	17300	–	2	...	...	...	–	–	–	2	1	–
213	51	–	–	47	6	12	–	12	–	11	–	6.2	16300	–	1	...	...	...	–	–	–	1	–	–
214	36	–	–	31	22	12	–	8	–	9	–	6.6	16100	–	3	...	...	...	–	–	–	2	–	–
215	36	–	–	42	3	10	–	10	–	8	–	6.6	15900	–	2	...	...	...	–	1	1	1	–	–
216	32	–	–	28	28	14	1	13	–	14	1	5.4	15200	–	–	–	–	–	–	–	–	6	–	–
217	38	–	–	40	13	10	1	10	–	9	1	6.1	16000	–	1	...	...	...	–	1	–	1	–	–
218	33	–	–	21	21	12	–	12	–	12	–	6.3	21600	–	–	–	–	–	–	–	–	2	1	–
219	42	–	–	38	10	12	–	12	–	11	–	6.4	20700	–	1	...	...	...	–	–	–	2	–	–
220	23	–	–	9	57	10	1	10	–	8	1	6.4	16800	–	2	...	...	...	–	–	–	1	–	1
221#	89	2	2	21	15	43	–	10	–	10	–	5.6	23200	–	23	–	4.0	108	–	5	5	8	3	–
301	91	–	–	40	12	26	–	24	–	16	–	5.9	12200	–	9	–	5.9	106	–	2	2	2	2	–
302	149	1	–	24	16	56	–	45	–	40	–	6.6	13700	–	14	–	4.7	94	–	2	2	6	6	–
303	26	–	–	35	12	8	–	8	–	5	–	5.8	9700	–	3	...	...	...	–	1	1	2	3	–
305	33	–	–	39		10	–	10	–	–	–	–	–	–	10	–	5.3	132	–	–	–	–	–	–
306	24	–	–	25	13	9	1	9	–	8	1	5.6	11300	–	1	...	...	...	–	–	–	1	–	–
307	126	–	–	37	14	45	–	41	–	37	–	7.0	20900	–	7	–	5.3	116	–	1	1	14	2	–
308	79	–	1	39	14	25	–	21	–	21	–	6.3	21500	–	4	...	...	...	–	2	2	5	1	–
309	135	–	–	31	16	50	–	42	–	38	–	6.2	14400	–	12	–	4.7	101	–	1	1	11	7	2
310	75	–	–	23	24	30	–	29	–	25	–	5.3	13400	–	5	–	5.8	...	–	–	–	7	2	–
311	72	1	14	22	17	24	–	17	–	13	–	7.2	17600	–	11	–	4.3	108	–	1	1	5	–	–
312#	90	–	–	40	9	28	–	26	–	22	–	6.3	18300	–	6	–	4.8	130	–	3	3	4	2	–
313	22	–	–	36	18	7	–	7	–	6	–	5.5	17300	–	1	...	...	...	–	1	1	1	–	–
314	20	–	–	40	20	4	...	...	...	...	...	...	...	–	...	...	...	...	–	...	...	...	...	...

[Data exclude vacant seasonal and vacant migratory housing units. For minimum base for derived figures (percent, average, etc.) and meaning of symbols, see text]

Blocks Within Census Tracts	Total population	Percent of total population				Year-round housing units				Occupied housing units													
								Units in—		Owner					Renter					1.01 or more persons per room				
		Negro	In group quarters	Under 18 years	62 years and over	Total	Lacking some or all plumbing facilities	One-unit structures	Structures of 10 or more units	Total	Lacking some or all plumbing facilities	Average number of rooms	Average value (dollars)	Percent Negro	Total	Lacking some or all plumbing facilities	Average number of rooms	Average contract rent (dollars)	Percent Negro	Total	With all plumbing facilities	One-person households	With female head of family	With roomers, boarders, or lodgers
315	31	–	–	26	26	12	–	12	–	11	–	5.3	21500	–	1	...	...	...	–	1	1	2	2	–
316	25	–	–	12	40	11	–	11	–	10	–	5.7	20900	–	1	...	...	...	–	–	–	3	2	–
317	41	–	–	27	15	14	–	14	–	11	–	5.4	26900	–	3	...	...	...	–	1	1	2	2	–
319	18	–	–	39	–	5	–	5	–	5	–	4.6	...	–	–	–	–	–	–	1	1	1	–	–
320	17	–	–	35	–	5	–	5	–	5	–	6.4	28000	–	–	–	–	–	–	–	–	–	–	–
321	26	–	–	31	12	8	–	8	–	7	–	6.6	39100	–	1	...	...	...	–	–	–	2	1	–
323	39	3	–	33	13	15	–	15	–	15	–	7.0	46700	–	–	–	–	–	–	–	–	6	–	–
401	78	–	–	32	10	26	–	26	–	15	–	6.5	32500	–	11	–	5.3	123	–	–	–	2	–	–
402	69	–	–	28	13	23	–	23	–	20	–	5.4	25800	–	3	...	...	...	–	1	1	3	1	1
403	21	10	–	5	48	10	–	10	–	9	–	5.4	17100	11	1	...	...	...	...	–	–	2	1	–
404	9	–	–	–	22	6	–	6	–	4	...	...	...	–	2	...	...	...	–	–	–	3	–	–
405	20	–	–	25	5	7	–	7	–	7	–	5.4	27900	–	–	–	–	–	–	–	–	–	1	–
406	37	–	–	22	22	14	1	13	–	11	–	5.5	21600	–	3	...	...	...	–	1	1	1	–	1
407	44	–	7	32	9	12	–	10	–	10	–	5.5	16700	–	2	...	...	...	–	2	2	1	–	–
408	28	–	–	32	18	10	–	10	–	10	–	5.5	19400	–	–	–	–	–	–	–	–	3	–	–
409	19	–	–	47	–	5	–	5	–	4	...	...	...	–	1	...	...	...	–	–	–	–	–	–
410	20	–	–	15	20	7	–	7	–	7	–	5.6	19600	–	–	–	–	–	–	–	–	–	–	–
411	21	–	–	33	5	8	–	8	–	6	–	6.3	17100	–	2	...	...	...	–	–	–	2	–	–
412	23	–	–	17	22	9	–	9	–	8	–	6.1	15800	–	1	...	...	...	–	–	–	1	–	–
413	39	–	–	26	3	15	–	13	–	13	–	6.3	16500	–	2	...	...	...	–	–	–	5	–	–
414	30	–	–	37	20	9	–	9	–	9	–	7.1	16700	–	–	–	–	–	–	–	–	1	1	–
415	54	–	–	22	20	23	–	23	–	21	–	5.6	16400	–	2	...	...	...	–	1	1	7	1	–
417	47	–	–	28	17	19	–	19	–	19	–	6.1	23100	–	–	–	–	–	–	–	–	5	1	–
418	2	...	...	...	...	1	...	...	...	...	...	...	...	...	...	...	...	...	...	...	...	...	...	...
419	69	–	–	23	26	28	–	28	–	27	–	5.9	16800	–	1	...	...	...	–	–	–	10	1	2
421	27	–	–	22	11	11	–	11	–	9	–	5.2	14000	–	2	...	...	...	–	–	–	1	–	1
422	26	–	–	23	19	12	–	12	–	8	–	4.4	12800	–	4	...	...	...	–	–	–	4	–	–
423	60	–	–	33	20	22	–	22	–	20	–	5.0	14100	–	2	...	...	...	–	–	–	5	1	–
424	11	–	–	9	18	6	–	5	–	3	...	...	...	–	3	...	...	...	–	–	–	2	–	–
501	65	–	–	45	5	19	–	19	–	12	–	4.8	14100	–	7	–	4.9	122	–	2	2	–	4	–
502	36	–	–	28	19	13	–	13	–	11	–	4.7	12600	–	2	...	...	...	–	–	–	1	1	–
503	107	–	–	40	9	32	–	32	–	31	–	6.4	24400	–	1	...	...	...	–	–	–	2	1	–
504	82	–	–	33	11	26	–	26	–	25	–	6.0	21400	–	1	...	...	...	–	–	–	4	2	–
505	38	–	–	37	8	11	–	11	–	10	–	5.0	16100	–	1	...	...	...	–	1	1	–	–	–
506	14	–	–	57	14	3	...	...	...	...	...	...	...	–	...	...	...	...	–	...	...	...	...	...
507	19	–	–	32	5	7	–	7	–	7	–	5.4	15900	–	–	–	–	–	–	–	–	1	2	–
508	82	–	–	32	11	28	–	28	–	26	–	5.2	17400	–	2	...	...	...	–	–	–	2	2	–
509	72	–	–	32	17	24	–	23	–	22	–	5.5	18400	–	2	...	...	...	–	–	–	2	1	–
510	17	–	–	47	12	4	...	...	...	...	...	...	...	–	...	...	...	...	–	...	...	...	...	...
511	44	–	–	41	11	13	–	13	–	10	–	5.0	14900	–	3	...	...	...	–	2	2	2	1	–
512	86	–	–	34	2	29	–	28	–	26	–	4.8	17200	–	3	...	...	...	–	–	–	2	5	–
513	15	–	–	20	33	7	–	7	–	7	–	4.4	12500	–	–	–	–	–	–	–	–	2	1	–
514	45	2	–	22	16	21	1	21	–	18	1	4.8	11800	–	3	...	...	...	...	–	–	6	2	–
515	7	–	–	14	14	3	...	...	...	...	...	...	...	–	...	...	...	...	–	...	...	...	...	...
516	13	–	–	39	–	4	...	...	...	...	...	...	...	–	...	...	...	...	–	...	...	...	...	...
517	38	–	–	40	18	12	4	10	–	8	2	5.1	12500	–	4	...	...	...	–	2	2	2	1	–
602	37	–	–	22	22	13	1	12	–	12	1	5.6	12300	–	1	...	...	...	–	–	–	2	2	1
603	7	–	–	–	57	6	–	6	–	6	–	4.5	12100	–	–	–	–	–	–	–	–	5	–	–
604	12	–	–	17	42	6	–	6	–	5	–	4.6	9800	–	1	...	...	...	–	–	–	2	–	–
605	51	–	–	35	6	15	–	15	–	12	–	5.1	11900	–	3	...	...	...	–	2	2	–	1	–
606	38	–	–	34	13	14	–	14	–	12	–	5.2	12800	–	2	...	...	...	–	1	1	5	–	–
607	38	–	–	26	18	18	–	17	–	14	–	5.5	15600	–	2	...	...	...	–	–	–	4	–	–
608	31	–	–	19	26	14	1	13	–	13	1	5.5	12100	–	1	...	...	...	–	–	–	4	1	–
609	45	–	–	38	7	14	–	14	–	10	–	4.9	14400	–	4	...	...	...	–	1	1	2	1	–
610	33	–	–	18	18	11	–	11	–	11	–	5.3	19400	–	–	–	–	–	–	–	–	1	1	–
611	13	–	–	8	23	6	–	6	–	5	–	5.6	20500	–	1	...	...	...	–	–	–	1	–	–
612	17	–	–	35	12	6	–	6	–	6	–	6.0	13300	–	–	–	–	–	–	–	–	1	1	–
613	31	–	–	29	13	12	–	11	–	12	–	6.3	16300	–	–	–	–	–	–	–	–	4	–	–
614	39	–	–	26	31	16	–	16	–	16	–	5.8	13600	–	–	–	–	–	–	–	–	3	1	1
615	46	–	–	30	13	17	–	17	–	16	–	4.9	13900	–	1	...	...	...	–	–	–	4	–	–
616	54	–	–	37	19	18	–	18	–	16	–	6.3	19800	–	2	...	...	...	–	–	–	4	1	–
617#	62	–	–	37	8	22	1	15	–	12	–	5.8	16100	–	7	1	4.1	92	–	–	–	3	1	–
618#	49	–	–	35	16	17	–	13	–	11	–	6.5	19800	–	6	–	4.7	75	–	–	–	4	2	–
619	78	–	–	32	17	27	–	24	–	26	–	5.8	21400	–	1	...	...	...	–	–	–	3	–	1
25	4804	–	–	33	14	1664	12	1528	1	1379	9	5.8	21900	–	229	3	4.5	103	–	47	47	237	114	19
101	89	–	–	24	20	34	–	33	–	31	–	6.7	51500	–	2	...	...	...	–	1	1	5	–	–
102	99	–	–	27	15	34	1	32	–	31	1	5.9	33700	–	3	...	...	...	–	–	–	4	1	–
103	15	–	–	33	7	7	–	7	–	4	...	...	...	–	1	...	...	...	–	–	–	–	1	–
104	43	–	–	33	16	13	–	13	–	12	–	6.5	25900	–	1	...	...	...	–	–	–	1	1	–
105	35	–	–	34	20	13	–	13	–	12	–	5.0	19500	–	1	...	...	...	–	–	–	4	1	–
106	20	–	–	25	20	9	–	7	–	7	–	6.6	31900	–	1	...	...	...	–	–	–	2	2	–
107	30	–	–	40	13	9	–	9	–	9	–	5.7	22600	–	–	–	–	–	–	–	–	–	–	–
108	25	–	–	28	16	10	–	10	–	10	–	5.0	15300	–	–	–	–	–	–	–	–	2	–	–
109	19	–	–	16	16	8	–	8	–	8	–	5.4	29400	–	–	–	–	–	–	–	–	1	–	–
110	33	–	–	30	9	10	–	10	–	10	–	5.4	20500	–	–	–	–	–	–	1	1	1	1	–
111	30	–	–	37	17	10	–	10	–	10	–	5.8	24400	–	–	–	–	–	–	–	–	2	–	–
112	39	–	–	41	3	11	–	11	–	10	–	5.7	25300	–	1	...	...	...	–	1	1	–	1	–
113	41	–	–	20	7	14	–	14	–	14	–	5.2	20600	–	–	–	–	–	–	–	–	–	–	–
114	20	–	–	35	–	7	–	7	–	6	–	5.3	22900	–	–	–	–	–	–	–	–	–	–	–
115	33	–	–	30	9	11	–	11	–	11	–	6.2	31100	–	–	–	–	–	–	–	–	–	–	–
116	46	–	–	48	7	12	–	12	–	12	–	5.5	25300	–	–	–	–	–	–	1	1	1	–	–
117	46	–	–	35	2	12	–	12	–	12	–	6.1	28400	–	–	–	–	–	–	–	–	–	–	–
118	57	–	–	44	4	16	–	16	–	14	–	6.6	24800	–	1	...	...	...	–	1	1	–	2	–
119	46	–	–	44	4	13	–	13	–	13	–	6.2	19700	–	–	–	–	–	–	–	–	1	–	–
120	48	–	–	38	2	13	–	13	–	13	–	6.1	24000	–	–	–	–	–	–	–	–	–	–	–
121	24	–	–	42	–	6	–	6	–	6	–	5.7	17100	–	–	–	–	–	–	–	–	–	–	–
122	132	–	–	46	3	37	–	35	–	33	–	6.0	20200	–	3	...	...	...	–	1	1	–	3	–
201	32	–	–	41	6	9	–	9	–	8	–	5.0	12300	–	1	...	...	...	–	–	–	–	1	–

[Data exclude vacant seasonal and vacant migratory housing units. For minimum base for derived figures (percent, average, etc.) and meaning of symbols, see text]

Blocks Within Census Tracts	Percent of total population					Year-round housing units				Occupied housing units												
								Units in—		Owner					Renter					1.01 or more persons per room				
	Total population	Negro	In group quarters	Under 18 years	62 years and over	Total	Lacking some or all plumbing facilities	One-unit structures	Structures of 10 or more units	Total	Lacking some or all plumbing facilities	Average number of rooms	Average value (dollars)	Percent Negro	Total	Lacking some or all plumbing facilities	Average number of rooms	Average contract rent (dollars)	Percent Negro	Total	With all plumbing facilities	One-person households	With female head of family	With roomers, boarders, or lodgers
202	22	–	–	46	–	6	–	6	–	6	–	5.0	10800	–	–	–	–	–	–	1	1	–	–	–
203	28	–	–	32	11	9	–	9	–	6	–	4.8	11300	–	3	...	...	...	–	1	1	–	–	–
204	50	–	–	38	12	16	–	16	–	13	–	4.8	16100	–	2	...	...	...	–	2	2	2	2	–
205	62	–	–	52	7	14	–	14	–	13	–	5.8	24100	–	–	–	–	–	–	2	2	–	1	–
206	35	–	–	17	26	14	–	14	–	14	–	4.9	25300	–	–	–	–	–	–	–	–	3	–	–
207	46	–	–	39	9	12	–	12	–	12	–	6.0	27200	–	–	–	–	–	–	1	1	–	–	–
208	28	–	–	36	4	10	–	10	–	10	–	5.3	25600	–	–	–	–	–	–	–	–	2	–	–
209	25	–	–	16	44	12	–	12	–	11	–	4.8	22500	–	–	–	–	–	–	–	–	2	1	–
210	43	–	–	30	12	13	–	13	–	12	–	6.0	16000	–	1	...	...	...	–	1	1	–	2	1
211	210	2	–	43	6	62	2	62	–	54	2	6.0	24300	2	7	–	4.9	131	–	3	3	4	7	–
212	41	–	–	24	10	17	–	17	–	13	–	5.0	17500	–	3	...	...	...	–	1	1	4	1	–
213	26	–	–	23	19	14	–	14	–	13	–	5.2	21400	–	–	–	–	–	–	–	–	5	3	–
214	32	–	–	31	16	10	–	10	–	10	–	5.2	26900	–	–	–	–	–	–	–	–	1	1	–
215	14	–	–	21	14	5	–	5	–	5	–	6.0	45800	–	–	–	–	–	–	–	–	–	–	–
216	10	–	–	20	40	4	...	...	...	...	...	...	...	–	...	...	...	...	–	...	...	...	...	...
217	9	–	–	11	56	5	–	5	–	5	–	5.4	31300	–	–	–	–	–	–	–	–	2	–	–
218	138	1	–	18	17	56	–	53	–	46	–	7.0	43300	–	6	–	6.0	...	–	–	–	9	6	1
301	18	–	–	17	22	6	–	6	–	6	–	7.8	48100	–	–	–	–	–	–	–	–	–	–	–
302	109	–	–	40	10	35	–	35	–	30	–	5.7	20000	–	5	–	6.0	...	–	1	1	5	2	–
303	102	–	–	36	14	32	1	30	–	29	1	5.7	18800	–	3	...	...	...	–	–	–	4	1	1
304	35	–	–	29	20	12	–	12	–	11	–	5.7	17800	–	–	–	–	–	–	–	–	2	–	1
305	58	–	–	41	10	16	–	16	–	15	–	5.7	15100	–	1	...	...	...	–	1	1	–	–	–
306	75	–	–	35	13	27	–	27	–	24	–	5.8	21600	–	1	...	...	...	–	1	1	3	2	1
307	27	–	–	30	15	9	–	9	–	7	–	6.0	20000	–	2	...	...	...	–	–	–	1	–	–
308	48	–	–	44	4	13	–	13	–	12	–	5.7	22200	–	1	...	...	...	–	2	2	1	–	–
309	32	–	–	41	6	10	–	10	–	10	–	5.8	17600	–	–	–	–	–	–	–	–	2	–	–
310	54	–	–	39	7	15	–	15	–	15	–	5.4	18900	–	–	–	–	–	–	–	–	–	1	–
311	55	–	–	40	4	18	–	18	–	17	–	4.8	12300	–	–	–	–	–	–	–	–	2	1	–
312	77	–	–	42	5	25	–	25	–	21	–	5.3	16800	–	2	...	...	...	–	–	–	4	–	–
313	71	–	–	44	3	20	–	20	–	19	–	5.5	15900	–	1	...	...	...	–	1	1	–	2	–
314	39	–	–	41	–	11	–	11	–	9	–	5.2	13200	–	2	...	...	...	–	–	–	–	3	–
315	7	–	–	29	14	3	...	...	...	...	...	...	...	–	...	...	...	...	–	...	...	...	...	...
316	4	...	...	...	...	1	...	...	...	...	...	...	...	...	...	...	...	...	...	...	...	...	...	...
402	15	–	–	20	27	7	–	7	–	5	–	3.8	8200	–	2	...	...	...	–	1	1	3	–	–
403	21	–	–	19	14	9	–	9	–	8	–	5.4	15200	–	1	...	...	...	–	–	–	2	–	–
404	20	–	–	20	25	7	–	7	–	6	–	5.2	12900	–	1	...	...	...	–	–	–	–	1	2
405	15	–	–	33	13	5	–	5	–	5	–	5.6	19300	–	–	–	–	–	–	–	–	1	–	–
406	8	–	–	13	38	4	...	...	...	...	...	...	...	–	...	...	...	...	–	...	...	...	...	...
407	10	–	–	30	–	3	...	...	...	...	...	...	...	–	...	...	...	...	–	...	...	...	...	...
408	41	–	–	24	17	17	–	17	–	16	–	5.6	14400	–	1	...	...	...	–	–	–	3	1	–
409	44	–	–	34	11	17	–	17	–	15	–	4.9	16500	–	2	...	...	...	–	1	1	5	1	–
410	39	–	–	23	15	16	–	16	–	14	–	4.9	18300	–	1	...	...	...	–	–	–	2	3	1
411	59	–	–	36	9	23	–	23	–	16	–	5.3	14600	–	5	–	5.0	...	–	–	–	6	–	–
412	52	–	–	40	19	19	–	19	–	16	–	4.9	14000	–	1	...	...	...	–	1	1	2	2	–
413	28	–	–	21	18	10	–	10	–	10	–	4.8	14000	–	–	–	–	–	–	1	1	3	1	–
414	116	–	–	26	24	42	–	42	–	36	–	5.9	18500	–	5	–	5.6	...	–	–	–	3	2	1
415	144	–	–	40	10	41	–	41	–	41	–	6.1	20300	–	–	–	–	–	–	1	1	5	2	–
416	114	–	–	34	11	35	–	35	–	32	–	6.5	20000	–	2	...	...	...	–	–	–	2	–	1
417	75	–	–	31	21	27	–	27	–	25	–	5.6	21000	–	2	...	...	...	–	1	1	3	1	–
418	83	–	–	34	19	26	–	26	–	26	–	6.2	19900	–	–	–	–	–	–	1	1	–	3	–
419	47	–	–	26	23	19	1	18	–	17	1	5.8	19300	–	2	...	...	...	–	–	–	5	1	1
501	86	–	–	19	24	36	–	32	–	30	–	7.2	42100	–	4	...	...	...	–	–	–	8	4	1
502	38	–	–	34	13	13	–	13	–	11	–	8.5	44200	–	–	–	–	–	–	–	–	1	–	–
503	31	–	–	42	10	9	–	9	–	8	–	7.0	45900	–	1	...	...	...	–	1	1	–	1	–
504	20	–	–	15	45	11	1	9	–	8	1	5.1	16500	–	3	...	...	...	–	–	–	6	–	–
505	50	–	–	10	30	23	–	19	–	19	–	5.7	25300	–	3	...	...	...	–	–	–	6	–	–
507	8	–	–	50	25	3	...	...	...	...	...	...	...	–	...	...	...	...	–	...	...	...	...	...
508	51	–	–	31	18	19	–	19	–	17	–	4.8	11900	–	2	...	...	...	–	–	–	5	1	–
509	38	–	–	40	11	14	–	6	–	5	–	5.2	12300	–	8	–	3.8	141	–	1	1	2	2	–
510	66	–	–	38	12	20	–	20	–	16	–	6.3	20900	–	4	...	...	...	–	–	–	2	1	–
511	35	–	–	34	20	18	–	8	–	7	–	6.1	11300	–	8	–	4.1	107	–	2	2	6	2	–
512	43	–	–	35	19	15	–	15	–	11	–	6.5	16300	–	1	...	...	...	–	–	–	1	1	1
513	27	–	–	11	30	12	–	10	–	11	–	6.1	17000	–	1	...	...	...	–	–	–	4	2	–
514	57	–	–	32	18	19	–	15	–	17	–	5.9	17800	–	2	...	...	...	–	1	1	3	–	–
515	65	–	–	34	17	22	–	17	–	19	–	5.6	15900	–	3	...	...	...	–	–	–	5	2	–
516	38	–	–	21	24	16	–	16	–	14	–	6.0	15000	–	1	...	...	...	–	–	–	3	1	–
517	64	–	–	31	19	22	1	22	–	20	1	6.0	12300	–	2	...	...	...	–	1	1	4	1	1
518	65	–	–	32	5	21	–	21	–	13	–	5.7	9300	–	8	–	5.1	76	–	1	1	1	2	1
520	48	–	–	38	15	24	–	13	1	9	–	5.4	12600	–	9	–	5.1	74	–	2	2	5	3	–
601	5	–	–	40	20	2	...	...	...	...	...	...	...	–	...	...	...	...	–	...	...	...	...	...
603	30	–	–	23	27	12	–	11	–	9	–	6.0	9300	–	3	...	...	...	–	–	–	3	1	1
604	30	–	–	33	10	13	–	5	–	4	...	...	...	–	9	–	3.3	94	–	2	2	5	1	–
605	27	–	–	22	19	12	–	7	–	5	–	7.0	12300	–	6	–	4.2	89	–	–	–	2	3	–
606	41	–	–	24	29	17	1	8	–	5	–	5.8	...	–	12	1	4.2	89	–	–	–	5	–	–
607	71	–	–	30	20	31	1	11	–	9	–	7.6	8400	–	19	1	3.9	87	–	–	–	6	5	1
608	27	–	–	19	26	14	1	5	–	6	–	5.0	...	–	8	1	4.6	92	–	–	–	5	2	1
610#	28	–	–	29	14	10	–	4	–	5	–	5.2	...	–	5	–	3.6	102	–	2	2	–	2	–
611	5	–	–	60	–	1	...	...	...	...	...	...	...	–	...	...	...	...	–	...	...	...	...	...
613	4	...	...	...	...	1	...	...	...	...	...	...	...	...	...	...	...	...	...	...	...	...	...	...
618	2	...	...	...	...	2	...	...	...	...	...	...	...	...	...	...	...	...	...	...	...	...	...	...
619	38	–	–	47	8	11	–	10	–	4	...	...	...	–	6	–	5.7	67	–	1	1	3	1	–
620	82	–	–	31	26	34	1	24	–	18	1	5.8	7800	–	16	–	4.3	81	–	–	–	12	5	–
621	21	–	–	29	24	10	–	6	–	6	–	6.5	9600	–	2	...	...	...	–	2	2	1	2	–
26	6726	47	1	41	12	2108	68	1305	189	1060	20	6.2	10600	38	957	30	4.4	78	35	226	216	418	331	84
101	11	–	–	9	27	6	–	6	–	6	–	5.2	8800	–	–	–	–	–	–	–	–	3	–	–
102	30	–	3	20	23	14	–	11	–	7	–	6.1	11200	–	6	–	4.8	...	–	–	–	5	1	–
103	46	7	–	39	9	20	–	4	–	6	–	4.3	...	–	12	–	4.1	83	8	–	–	4	5	2
104	75	7	–	43	3	28	–	2	21	4	...	...	...	...	21	–	4.2	112	5	2	2	1	10	–

[Data exclude vacant seasonal and vacant migratory housing units. For minimum base for derived figures (percent, average, etc.) and meaning of symbols, see text]

Blocks Within Census Tracts	Percent of total population				Year-round housing units				Occupied housing units												
							Units in—		Owner					Renter				1.01 or more persons per room				
	Total population	Negro	In group quarters	Under 18 years	62 years and over	Total	Lacking some or all plumbing facilities	One-unit structures	Structures of 10 or more units	Total	Lacking some or all plumbing facilities	Average number of rooms	Average value (dollars)	Percent Negro	Total	Lacking some or all plumbing facilities	Average number of rooms	Average contract rent (dollars)	Percent Negro	Total	With all plumbing facilities	One-person households	With female head of family	With roomers, boarders, or lodgers
105	67	25	–	34	9	28	–	2	16	2	...	...	...	...	22	–	3.7	109	18	3	3	3	5	–
106	9	–	–	11	22	9	–	1	8	1	...	...	...	–	3	...	...	...	–	...	...	...	...	...
107	83	–	–	35	15	33	1	14	–	11	–	6.9	9100	–	21	1	4.1	105	–	1	1	8	5	–
108#	97	13	–	34	14	29	6	16	–	13	–	6.1	11000	8	15	5	4.9	80	7	4	3	7	3	2
109	20	–	–	20	5	7	–	4	–	4	...	...	...	–	3	...	...	...	–	1	1	2	–	–
110	28	–	–	25	11	11	–	10	–	8	–	7.3	10600	–	3	...	...	...	–	1	1	6	–	–
111	10	–	–	20	30	4	...	...	...	...	...	...	...	–	...	...	...	...	–	...	...	...	...	...
112	8	–	–	63	–	2	...	...	...	...	...	...	...	–	...	...	...	...	–	...	...	...	...	...
113	47	6	–	34	9	14	–	7	–	7	–	5.6	6200	–	7	–	4.6	95	14	1	1	3	3	–
114	15	–	–	40	7	7	–	1	–	2	...	...	...	–	3	...	...	...	–	1	1	–	1	–
115	4	...	...	...	...	2	...	...	...	...	...	...	...	...	...	...	...	...	...	...	...	...	...	...
116	20	–	30	25	10	8	–	1	–	1	...	...	...	–	7	–	3.3	94	–	–	–	4	2	–
117	34	3	29	18	47	15	–	3	–	5	–	5.6	...	–	9	–	3.3	82	–	–	–	10	–	–
201	42	–	–	48	5	12	1	5	1	2	...	...	...	–	10	1	5.1	79	–	2	2	4	2	1
202#	44	–	–	23	21	17	–	8	1	4	...	...	...	–	13	–	3.6	85	–	4	4	7	–	1
203	65	–	–	28	28	29	–	8	16	8	–	6.4	12000	–	21	–	3.0	57	–	4	4	16	3	–
204	2	...	...	...	...	1	...	...	...	...	...	...	...	...	...	...	...	...	...	...	...	...	...	...
205	50	–	–	34	16	14	–	13	–	11	–	5.7	13100	–	3	...	...	...	–	2	2	1	2	–
206	16	–	–	6	25	8	–	8	–	7	–	5.4	12500	–	1	...	...	...	–	–	–	2	–	–
207	18	33	–	39	11	6	–	6	–	5	–	6.0	12800	20	1	...	...	...	...	–	–	1	1	1
208	22	–	–	36	23	7	–	7	–	7	–	6.0	19100	–	–	–	–	–	–	1	1	2	–	–
209	35	–	–	31	23	12	–	12	–	11	–	6.2	12300	–	1	...	...	...	–	1	1	3	–	–
210	18	–	–	44	6	6	–	6	–	5	–	5.8	9300	–	1	...	...	...	–	–	–	1	2	–
211	41	–	–	44	5	11	–	11	–	9	–	6.0	15400	–	2	...	...	...	–	–	–	–	1	–
212	12	–	–	17	42	7	–	7	–	7	–	5.7	14100	–	–	–	–	–	–	–	–	3	1	–
213	18	–	–	39	17	7	–	6	–	6	–	6.5	17000	–	1	...	...	...	–	–	–	1	2	–
214	19	–	–	26	5	6	–	6	–	5	–	6.2	14300	–	1	...	...	...	–	–	–	–	–	–
215	51	–	–	47	16	13	–	12	–	12	–	6.8	11000	–	1	...	...	...	–	2	2	1	2	–
216	44	–	–	39	9	15	–	12	–	10	–	6.4	12600	–	5	–	6.0	107	–	–	–	4	–	–
217	48	–	–	25	17	19	–	19	–	17	–	5.8	10600	–	2	...	...	...	–	1	1	7	1	–
218	153	3	–	14	62	103	–	23	74	15	–	6.1	11900	–	87	–	3.0	45	5	1	1	79	–	–
219	68	–	–	46	7	19	2	13	–	10	–	6.2	14400	–	9	2	4.3	84	–	2	1	3	–	–
220	110	–	–	36	13	36	–	18	7	18	–	7.1	11600	–	18	–	4.1	79	–	3	3	10	–	–
301	27	7	–	30	15	11	–	9	–	7	–	6.0	14100	–	4	...	...	...	...	1	1	4	–	1
302	56	11	–	39	11	16	–	13	–	15	–	5.8	13800	7	1	...	...	...	...	–	–	3	–	–
304	63	–	–	40	16	19	–	15	–	15	–	6.3	13400	–	4	...	...	...	–	2	2	2	4	1
305#	113	10	–	35	11	37	3	20	–	19	1	6.0	10500	5	18	2	4.6	80	–	3	3	8	3	2
306	57	21	–	37	12	17	–	14	–	11	–	6.2	10100	18	6	–	4.5	108	–	1	1	1	2	–
307	100	40	–	37	15	33	–	32	–	25	–	5.9	11100	36	7	–	6.3	80	29	2	2	5	6	2
308#	86	42	–	44	6	25	–	14	–	12	–	5.8	10000	50	13	–	4.6	120	23	2	2	2	6	1
309	59	9	–	22	36	27	1	15	–	18	–	4.9	10400	11	9	1	3.8	97	–	–	–	9	3	1
310#	94	–	–	32	12	32	–	19	–	17	–	6.5	11600	–	15	–	4.1	107	–	1	1	7	3	2
311	60	–	–	38	7	18	–	15	–	14	–	6.1	14600	–	4	...	...	...	–	–	–	1	3	1
312	42	–	–	31	29	15	–	13	–	14	–	5.7	14100	–	1	...	...	...	–	–	–	4	2	–
313	34	–	–	27	15	13	–	13	–	12	–	6.0	15500	–	1	...	...	...	–	–	–	2	3	–
314#	48	–	–	31	13	18	1	15	1	13	1	6.7	13700	–	5	–	5.0	81	–	–	–	4	–	–
315	37	–	–	30	16	13	–	13	–	13	–	5.5	13200	–	–	–	–	–	–	1	1	2	2	–
316	28	–	–	25	21	13	–	13	–	12	–	5.8	14000	–	1	...	...	...	–	–	–	6	–	1
317	53	–	–	28	21	18	–	16	–	14	–	6.4	14500	–	4	...	...	...	–	1	1	2	2	–
318	59	2	–	42	9	17	–	14	–	13	–	6.8	15800	–	4	...	...	...	...	–	–	4	1	–
319	70	17	–	34	9	23	–	20	–	17	–	5.9	11500	24	6	–	5.5	...	–	1	1	8	1	1
320	24	4	–	17	17	11	–	11	–	9	–	5.3	12100	11	2	...	...	...	...	–	–	3	–	–
321	61	20	–	34	15	20	–	20	–	17	–	5.2	12100	18	3	...	...	...	...	1	1	3	–	1
401	119	67	–	49	8	27	–	27	–	18	–	6.8	10500	61	9	–	4.4	99	22	7	7	2	2	1
402	59	73	–	42	7	17	–	17	–	16	–	6.3	10000	69	1	...	...	...	...	1	1	2	4	1
403#	70	93	–	40	9	19	–	14	–	13	–	6.7	8100	77	6	–	5.2	85	100	–	–	2	–	1
404	43	74	–	35	–	15	–	13	–	11	–	6.2	10100	73	3	...	...	...	...	1	1	1	3	–
405	73	93	–	58	–	15	–	12	–	11	–	7.1	11000	82	4	...	...	...	...	2	2	–	4	1
406	61	66	–	38	10	20	–	11	–	11	–	6.4	9800	64	8	–	4.1	79	25	2	2	6	–	1
407	11	82	–	27	27	6	–	6	–	3	...	...	...	...	1	...	...	...	...	...	...	...	...	...
408	47	96	–	64	–	7	–	7	–	6	–	6.2	7200	83	1	...	...	...	...	2	2	–	2	–
409	72	46	–	57	10	13	–	12	–	7	–	7.6	7900	57	6	–	6.7	79	33	2	2	1	3	1
410	31	94	–	42	16	9	–	8	–	8	–	6.0	11100	75	1	...	...	...	...	1	1	3	2	–
411	84	93	–	49	2	26	1	18	–	13	1	6.9	7000	85	9	–	4.3	76	100	4	4	3	8	2
412	86	87	–	38	9	25	–	22	–	22	–	6.0	7900	86	3	...	...	...	...	2	2	6	6	3
413	14	–	–	29	36	5	–	5	–	2	...	...	...	–	3	...	...	...	–	–	–	1	1	–
414	99	54	–	42	7	31	1	21	–	16	–	5.4	9800	38	15	1	4.7	88	47	3	3	6	9	–
415	44	82	–	55	–	9	–	9	–	7	–	6.3	7800	57	2	...	...	...	...	3	3	–	–	1
416	62	90	–	48	8	16	2	12	–	7	1	6.0	5800	71	9	1	4.7	69	89	2	1	–	5	–
417	59	70	–	42	25	15	–	13	–	11	–	7.5	7100	64	4	...	...	...	...	1	1	1	1	1
418	68	99	9	43	4	17	–	12	–	10	–	5.9	8800	90	4	...	...	...	...	5	5	1	4	1
419	89	96	–	51	2	18	–	17	–	17	–	6.7	7800	94	1	...	...	...	...	4	4	–	4	–
420	70	90	–	46	7	16	–	14	–	10	–	6.4	7100	70	4	...	...	...	...	4	4	–	3	–
421	29	93	–	41	7	7	1	7	–	4	...	...	...	...	2	...	...	...	...	1	1	1	–	–
501	78	100	–	41	17	26	2	21	–	10	–	6.5	7400	100	13	2	4.9	61	100	4	4	4	7	1
502	40	95	–	43	5	9	–	8	–	7	–	7.7	7600	100	2	...	...	...	...	1	1	–	4	1
503	28	100	–	25	4	8	1	4	–	4	...	...	...	...	2	...	...	...	...	–	–	–	1	–
504	39	74	–	49	3	8	–	8	–	7	–	7.3	7900	71	1	...	...	...	...	1	1	1	1	–
505	12	100	–	25	25	4	...	...	...	...	...	...	...	...	...	...	...	...	...	...	...	...	...	...
506	22	82	–	41	18	7	–	3	–	3	...	...	...	...	4	...	...	...	...	1	1	–	3	–
507	106	37	–	59	5	28	–	4	1	–	–	–	–	–	27	–	4.2	60	37	8	8	2	10	–
508	219	40	–	64	1	46	–	6	–	–	–	–	–	–	45	–	5.1	65	42	14	14	1	16	1
509	18	–	–	17	39	8	–	6	–	5	–	6.2	11300	–	3	...	...	...	–	1	1	3	1	2
510	55	47	–	31	22	21	1	13	1	13	1	5.4	7400	39	7	–	4.1	106	29	1	1	5	2	2
511	82	51	–	40	11	29	2	13	–	15	1	6.3	8000	40	11	–	3.6	80	46	2	2	6	2	–
512#	44	96	–	52	14	10	–	6	–	1	...	...	...	...	9	–	5.8	64	100	3	3	1	5	–
513	253	79	–	65	–	48	–	16	–	–	–	–	–	–	48	–	5.0	66	81	18	18	–	18	2
514	105	76	–	56	5	25	–	6	–	–	–	–	–	–	25	–	4.4	60	64	9	9	2	8	–
515	62	81	–	53	5	18	1	9	–	4	...	...	...	...	14	–	5.0	62	71	2	2	6	2	1
516	22	100	–	64	5	5	–	4	–	3	...	...	...	...	1	...	...	...	...	...	...	...	...	...

[Data exclude vacant seasonal and vacant migratory housing units. For minimum base for derived figures (percent, average, etc.) and meaning of symbols, see text]

Blocks Within Census Tracts	Total population	Percent of total population				Year-round housing units				Occupied housing units												
								Units in—		Owner					Renter					1.01 or more persons per room				
		Negro	In group quarters	Under 18 years	62 years and over	Total	Lacking some or all plumbing facilities	One-unit structures	Structures of 10 or more units	Total	Lacking some or all plumbing facilities	Average number of rooms	Average value (dollars)	Percent Negro	Total	Lacking some or all plumbing facilities	Average number of rooms	Average contract rent (dollars)	Percent Negro	Total	With all plumbing facilities	One-person households	With female head of family	With roomers, boarders, or lodgers
517	18	100	–	39	6	3	...	...	...	...	...	...	...	...	...	...	...	...	...	...	...	...	...
518	54	83	–	46	13	17	2	9	–	7	–	6.9	...	100	9	1	5.3	53	78	3	3	2	4	2
519	45	82	–	44	4	14	–	7	–	3	...	...	...	...	11	–	4.2	62	73	1	1	–	4	–
520	107	82	–	49	1	29	1	10	–	4	...	...	...	...	24	1	4.0	65	75	4	3	–	7	2
521	81	91	–	51	20	20	1	18	–	17	1	6.2	8300	82	2	...	...	...	...	4	3	1	5	1
522#	94	55	–	49	10	27	1	14	–	17	–	6.5	7500	35	10	1	3.5	88	70	3	3	5	6	3
601	136	78	5	42	7	39	3	29	–	24	1	5.9	8600	71	11	1	4.5	67	46	4	3	5	8	2
602	100	93	12	35	16	30	4	24	–	20	1	6.2	7700	80	4	...	...	...	...	–	–	2	5	1
603	33	79	–	39	6	9	1	9	–	8	–	6.5	14500	75	–	–	–	–	–	1	1	–	–	1
604	6	50	–	17	50	3	...	...	...	...	...	...	...	...	...	...	...	...	...	...	...	...	...	...
605	16	100	–	25	19	5	–	3	–	3	...	...	...	...	2	...	...	...	...	1	1	–	3	1
606	68	100	–	38	12	23	3	18	–	14	1	6.4	9400	100	7	2	3.9	60	100	3	2	6	5	–
607	65	99	11	31	14	19	3	13	–	5	1	5.8	...	100	12	1	4.7	60	92	2	2	4	4	2
608	71	90	–	38	17	21	2	20	–	10	–	6.5	8500	90	9	2	6.3	72	89	3	2	2	7	2
609	10	100	–	50	10	3	...	...	...	...	...	...	...	...	...	...	...	...	...	...	...	...	...	...	...
610	41	100	–	44	5	9	1	8	–	8	–	6.5	7900	100	–	–	–	–	–	3	3	–	1	–
611	124	94	3	41	10	29	6	20	–	15	1	6.3	7600	93	9	1	4.8	76	100	8	7	1	9	8
612	84	37	–	31	11	32	1	11	–	8	–	6.4	6400	75	21	–	3.8	100	10	4	4	8	1	4
613	215	34	–	34	5	86	4	31	42	19	1	6.1	6600	58	61	1	4.1	100	15	4	4	19	9	–
614	43	–	–	35	19	18	1	7	–	9	1	5.4	10300	–	8	–	3.6	99	–	1	1	6	2	–
615	9	–	–	22	–	2	...	...	...	...	...	...	...	–	...	...	...	...	–	...	...	...	...	...
616	36	14	–	33	22	10	–	8	–	5	–	6.0	12300	20	4	...	...	...	...	2	2	–	1	–
617	135	92	4	32	11	43	6	23	–	19	3	6.8	8900	68	20	3	5.2	65	100	4	3	5	7	6
618	9	100	–	56	11	3	...	...	...	...	...	...	...	...	...	...	...	...	...	...	...	...	...	...	...
27	3581	9	2	29	16	1492	65	631	57	552	16	6.0	9000	8	854	45	4.0	93	4	80	76	502	150	47
103	1	...	...	...	...	1	...	...	...	...	...	...	...	...	...	...	...	...	...	...	...	...	...	...
104	1	...	...	...	...	1	...	...	...	...	...	...	...	...	...	...	...	...	...	...	...	...	...	...
105	14	–	–	–	36	9	–	9	–	3	...	...	...	–	5	–	5.0	...	–	–	–	3	–	–
106	45	–	–	20	18	25	–	4	–	2	...	...	...	–	20	–	3.6	90	–	–	–	6	–	1
107	58	14	–	45	10	20	–	9	–	7	–	5.7	9500	–	12	–	3.9	94	17	3	3	7	1	1
108	64	–	–	17	25	31	–	17	–	11	–	5.8	9300	–	20	–	3.9	96	–	1	1	10	2	1
109	45	–	–	22	27	25	2	12	–	9	–	5.4	10600	–	13	2	3.8	83	–	1	1	11	1	–
110	70	–	–	31	19	29	1	21	–	16	–	5.4	10100	–	12	1	4.5	82	–	1	1	8	3	1
111	76	15	–	37	11	20	1	18	–	11	1	5.5	5700	18	9	–	5.6	77	11	3	3	3	4	–
112	65	–	–	35	11	22	1	14	–	7	1	6.1	8000	–	15	–	5.1	84	–	3	3	5	2	–
113	125	–	–	35	12	46	–	27	–	23	–	5.5	7400	–	19	–	4.3	84	–	2	2	8	8	2
114	318	4	–	37	11	120	2	53	17	46	1	6.5	8000	2	69	1	4.0	127	1	10	10	34	12	1
115	133	–	8	30	19	50	2	33	–	27	–	6.6	9300	–	18	2	4.2	102	–	3	3	16	4	2
116	34	–	18	–	18	24	3	3	–	5	2	4.2	–	–	13	1	3.3	99	–	–	–	8	–	3
117	94	–	–	31	21	39	–	15	–	15	–	7.0	11800	–	23	–	4.4	91	–	1	1	14	7	–
118	75	8	–	39	7	29	4	4	–	8	–	5.6	....	13	17	3	3.6	96	–	3	3	8	2	1
119	94	–	–	48	2	31	1	15	–	11	–	6.0	8800	–	18	1	4.3	94	–	4	4	7	4	–
120	139	–	–	39	8	49	–	12	–	17	–	6.6	10300	–	28	–	3.9	105	–	4	4	8	3	1
121	50	–	2	24	20	22	1	13	–	12	–	7.1	8200	–	8	–	5.0	81	–	–	–	8	3	1
201	69	–	–	12	30	41	–	10	–	14	–	5.2	8700	–	23	–	3.7	89	–	1	1	15	–	2
202	87	1	14	21	12	32	–	18	–	15	–	5.8	10600	–	15	–	4.3	91	–	2	2	10	–	–
203	53	–	–	36	8	17	–	10	–	9	–	6.2	10600	–	8	–	5.0	92	–	–	–	3	3	–
204	12	–	–	–	33	9	–	3	–	3	...	...	....	–	5	–	3.0	102	–	–	–	4	2	–
205	62	–	–	19	32	34	–	8	–	17	–	4.5	9800	–	15	–	3.6	88	–	2	2	14	3	–
206	65	–	–	34	14	29	–	5	–	2	...	...	...	–	26	–	4.3	99	–	–	–	13	7	–
207	6	–	–	67	–	1	...	...	...	...	...	...	...	–	...	...	...	...	–	...	...	...	...	...
209	30	–	–	13	33	23	–	6	–	9	–	4.4	...	–	10	–	3.5	87	–	–	–	11	1	1
210	55	–	–	7	26	36	–	5	–	4	...	...	...	–	30	–	3.2	86	–	5	5	16	1	4
211	42	–	–	10	36	24	1	11	–	9	–	6.9	18200	–	13	1	3.9	80	–	–	–	11	3	1
212	33	–	21	6	24	18	–	2	–	3	...	...	...	–	12	–	3.1	85	–	–	–	5	2	1
213	55	–	–	9	40	40	11	3	23	2	...	...	...	–	34	10	3.3	77	–	1	1	25	3	1
214	67	13	–	22	28	38	9	4	–	10	1	6.7	...	10	25	8	2.5	84	–	2	–	20	4	1
215	67	–	–	13	13	40	–	12	–	10	–	5.5	11800	–	26	–	3.5	95	–	1	1	15	3	3
216	35	–	–	14	14	22	–	7	–	9	–	5.8	10800	–	11	–	3.2	86	–	–	–	12	1	–
217	117	–	–	40	9	46	4	14	–	13	–	6.0	10600	–	25	3	4.4	94	–	1	1	12	3	1
218	52	2	23	39	8	10	–	8	–	4	...	...	...	...	6	–	5.5	130	–	2	2	1	–	1
219	64	–	–	19	11	33	2	10	–	8	1	5.8	11300	–	25	1	4.0	99	–	–	–	16	6	2
301	19	–	–	5	32	10	–	4	–	4	...	...	...	–	6	–	3.2	88	–	1	1	4	1	1
302	125	9	–	32	9	46	1	22	–	17	–	6.5	8600	6	29	1	4.4	108	17	2	2	11	1	3
303	46	–	–	33	15	17	–	12	–	9	–	5.3	12300	–	8	–	5.4	99	–	1	1	6	1	–
304	134	–	–	23	21	55	2	31	–	26	–	6.7	7800	–	29	2	4.7	83	–	3	3	20	6	1
305	94	2	15	15	15	35	–	16	1	13	–	5.8	7600	–	22	–	4.0	99	5	1	1	7	6	2
306	65	2	12	31	14	30	2	4	–	7	–	4.9	....	–	22	2	3.6	96	5	–	–	16	3	1
307#	28	–	–	39	11	8	–	4	–	1	...	...	...	–	7	–	4.9	86	–	2	2	3	2	–
308	55	–	–	11	27	38	–	4	16	3	...	...	...	–	35	–	3.4	77	–	–	–	27	2	1
309	59	5	–	25	19	24	5	5	–	6	1	4.3	...	–	18	4	3.4	78	6	4	3	12	1	1
310	64	59	–	47	5	19	1	12	–	11	1	5.8	7100	64	8	–	3.8	79	38	3	3	6	4	–
311	66	26	–	20	18	23	1	15	–	13	1	5.7	6200	31	10	–	5.2	89	10	1	1	4	2	1
312	54	44	13	43	15	16	2	15	–	12	1	7.4	8300	42	4	...	...	...	...	–	–	6	1	–
313	62	45	–	32	15	24	1	16	–	16	1	6.4	8000	31	8	–	4.3	79	38	1	1	5	6	–
315	18	28	–	44	6	5	–	5	–	4	...	...	....	...	1	...	...	...	...	–	–	–	1	1
316	35	74	–	54	11	9	–	7	–	7	–	6.0	6600	57	2	...	...	...	...	1	1	–	3	–
317	77	66	–	42	7	18	2	17	–	12	2	6.6	6100	58	5	–	5.4	53	80	2	1	2	5	1
318	35	66	–	40	11	8	1	6	–	7	1	7.0	6600	43	1	...	...	...	...	–	–	1	1	–
320	18	83	–	50	17	5	2	4	–	2	...	...	...	...	3	...	...	...	...	1	1	1	3	1
321	17	53	–	18	18	7	–	7	–	3	...	...	...	...	4	...	...	...	...	–	–	1	1	–
322	23	39	–	57	13	6	–	6	–	4	...	...	...	...	2	...	...	...	...	1	1	1	1	–
324	15	27	–	27	20	3	...	...	...	...	...	...	...	...	...	...	...	...	...	...	...	...	...	...
28	880	3	9	20	19	442	62	94	99	63	2	5.6	11800	3	343	56	3.2	80	4	16	14	210	36	15
102	53	–	–	17	13	29	2	7	–	4	...	...	...	–	23	1	3.2	97	–	1	1	9	5	2
103#	158	5	–	14	22	105	36	7	50	7	–	4.9	...	–	93	36	2.4	69	9	4	4	73	3	5
104	31	–	–	13	19	27	4	6	15	–	–	–	–	–	22	2	3.1	90	–	–	–	17	–	–

[Data exclude vacant seasonal and *vacant migratory* housing units. For minimum base for derived figures (percent, average, etc.) and meaning of symbols, see text]

Blocks Within Census Tracts	Percent of total population				Year-round housing units				Occupied housing units												
							Units in—		Owner					Renter					1.01 *or more* persons per room				
	Total population	Negro	In *group* quarters	Under 18 years	62 years and over	Total	Lacking some or all plumbing facilities	One-unit structures	Structures of 10 or more units	Total	Lacking some *or all* plumbing facilities	Average number of rooms	Average value (*dollars*)	Percent Negro	Total	Lacking some or all plumbing facilities	Average number of rooms	Average contract rent (*dollars*)	Percent Negro	Total	With all plumbing facilities	*One-person households*	With *female* head of *family*	With roomers, boarders, or *lodgers*
105	37	–	–	3	30	32	6	1	14	1	...	...	...	–	28	6	2.4	82	–	–	–	22	1	–
107	12	–	50	17	17	1	...	...	...	...	...	...	...	–	...	...	...	...	–	...	...	...	...	...
109	84	1	27	21	14	29	6	7	–	2	...	...	...	...	25	5	3.3	61	4	2	1	10	3	2
110	27	–	–	–	41	23	–	1	14	1	...	...	...	–	20	–	3.7	83	–	–	–	15	2	–
111	7	–	–	–	57	8	–	2	–	1	...	...	...	–	5	–	3.6	77	–	–	–	5	–	–
112	7	–	–	–	57	5	–	3	–	–	–	–	–	–	4	...	...	...	–	...	...	...	...	...
114	5	–	–	60	–	1	...	...	...	...	...	...	...	–	...	...	...	...	–	...	...	...	...	...
201	10	–	–	20	30	4	...	...	...	...	...	...	...	–	...	...	...	...	–	...	...	...	...	...
203	38	–	–	34	5	16	1	4	2	3	...	...	...	–	11	1	3.5	94	–	1	1	2	3	–
204	9	–	–	22	11	6	2	1	1	2	...	...	...	–	2	...	...	...	–	...	...	...	...	...
206	3	...	...	...	...	3	...	...	...	...	...	...	...	...	...	...	...	...	...	...	...	...	...	...
207	52	2	–	27	17	26	–	5	–	5	–	5.4	...	–	19	–	3.8	97	5	2	2	10	4	1
208	34	–	–	21	27	19	2	4	–	1	...	...	...	–	16	2	4.1	74	–	1	1	9	2	–
210	12	–	–	8	50	6	–	3	–	3	...	...	...	–	3	...	...	...	–	–	–	1	2	–
214	168	–	4	29	14	66	2	25	2	20	–	5.3	12700	–	43	2	4.0	87	–	2	2	19	6	2
215	133	12	35	23	13	36	1	15	1	10	–	6.2	9800	20	23	1	4.7	88	9	2	1	10	4	1

[Data exclude vacant seasonal and vacant migratory housing units. For minimum base for derived figures (percent, average, etc.) and meaning of symbols, see text]

Blocks Within Census Tracts	Total population	Percent of total population				Year-round housing units			Occupied housing units												
								Units in—	Owner					Renter					1.01 or more persons per room				
	Total population	Negro	In group quarters	Under 18 years	62 years and over	Total	Lacking some or all plumbing facilities	One-unit structures	Structures of 10 or more units	Total	Lacking some or all plumbing facilities	Average number of rooms	Average value (dollars)	Percent Negro	Total	Lacking some or all plumbing facilities	Average number of rooms	Average contract rent (dollars)	Percent Negro	Total	With all plumbing facilities	One-person households	With female head of family	With roomers, boarders, or lodgers
1	2910	–	–	43	5	814	1	714	1	654	1	5.2	15800	–	140	–	4.4	101	–	91	91	62	45	5
105	81	–	–	41	1	22		22	–	22	–	5.2	15100	–	–	–	–	–	–	1	1	–	1	–
106	179	–	–	50	5	44	–	44	–	43	–	5.1	15200	–	1	...	...	...	–	6	6	3	–	–
107	139	–	–	43	4	36	–	36	–	35	–	5.1	14500	–	1	...	...	...	–	7	7	–	2	–
108	89	–	–	42	6	24	–	24	–	24	–	4.9	13800	–	–	–	–	–	–	1	1	2	1	–
109	81	–	–	42	4	24	–	24	–	23	–	4.9	14000	–	1	...	...	...	–	4	4	1	1	–
110	72	–	–	32	8	22	–	22	–	22	–	4.8	13500	–	–	–	–	–	–	1	1	2	–	–
111	94	–	–	48	2	24	–	24	–	22	–	5.0	13200	–	2	...	...	...	–	4	4	3	3	–
112	177	–	–	29	15	62	1	62	–	56	1	4.7	12800	–	6	–	4.3	108	–	4	4	6	6	–
113	10	–	–	–	30	5	–	3	–	4	...	...	...	–	1	...	...	...	–	–	–	1	–	–
115	56	–	–	30	7	19	–	19	–	17	–	4.9	11500	–	2	...	...	...	–	1	1	4	1	–
116	60	–	–	35	8	18	–	18	–	15	–	5.1	12100	–	2	...	...	...	–	3	3	2	1	–
117	39	–	–	59	3	8	–	7	1	8	–	4.9	14500	–	–	–	–	–	–	2	2	1	–	–
118	112	–	–	34	9	35	–	35	–	31	–	5.7	23100	–	2	...	...	...	–	–	–	1	1	1
201	507	1	2	46	3	153	–	68	–	42	–	5.5	18500	2	98	–	4.4	101	–	21	21	19	17	4
202	67	–	–	52	2	19	–	7	–	–	–	–	–	–	18	–	4.4	91	–	3	3	4	2	–
204	110	–	–	36	10	30	–	30	–	30	–	5.5	23400	–	–	–	–	–	–	1	1	1	1	–
302	140	–	–	38	7	38	–	38	–	37	–	5.3	19400	–	1	...	...	...	–	1	1	–	–	–
303	227	–	–	48	3	57	–	57	–	57	–	5.3	16300	–	–	–	–	–	–	9	9	3	4	–
304	154	–	–	45	2	37	–	37	–	35	–	4.9	13200	–	1	...	...	...	–	8	8	–	2	–
305	100	–	–	46	1	26	–	26	–	26	–	4.9	13400	–	–	–	–	–	–	5	5	–	2	–
306	96	–	–	52	–	22	–	22	–	20	–	5.5	15200	–	1	...	...	...	–	4	4	1	–	–
307	160	–	–	52	–	37	–	37	–	35	–	5.4	16000	–	2	...	...	...	–	3	3	–	–	–
309	69	–	–	32	6	22	–	22	–	22	–	5.2	20300	–	–	–	–	–	–	–	–	2	–	–
314	20	–	–	25	10	9	–	9	–	8	–	4.8	10000	–	1	...	...	...	–	–	–	3	–	–
315	71	–	–	37	10	21	–	21	–	20	–	5.2	14100	–	–	–	–	–	–	2	2	3	–	–
2	4834	14	–	38	10	1473	40	1397	–	1206	35	5.3	13500	10	218	4	4.7	95	19	118	115	173	135	13
101	35	–	–	40	20	10	–	10	–	10	–	5.5	21000	–	–	–	–	–	–	1	1	–	2	–
102	32	22	–	28	9	9	–	9	–	8	–	5.3	18800	13	1	...	...	...	...	–	–	–	–	–
103	72	–	–	18	8	35	1	11	–	8	1	5.3	17200	–	27	–	3.1	154	–	1	1	15	1	–
104	85	6	–	40	7	24	1	24	–	20	1	5.2	10800	5	4	...	...	...	...	1	1	2	1	1
105	60	–	–	38	5	16	1	16	–	16	1	5.2	13800	–	–	–	–	–	–	3	3	–	4	–
106	52	–	–	23	21	20	–	20	–	18	–	4.7	15400	–	2	...	...	...	–	–	–	5	–	–
107	86	–	–	34	13	27	1	27	–	24	1	6.3	23300	–	3	...	...	...	–	–	–	5	1	–
109	149	–	–	42	11	43	1	43	–	34	1	4.9	10200	–	9	–	4.7	105	–	4	4	4	6	3
110	78	–	–	32	5	26	1	26	–	22	1	5.0	11200	–	3	...	...	...	–	–	–	1	4	1
111	105	19	–	41	8	29	1	29	–	27	1	5.1	9900	15	1	...	...	...	...	4	4	4	2	–
112	102	6	–	39	6	29	3	29	–	24	2	5.0	12400	13	5	1	5.0	93	–	2	2	3	2	1
113	133	–	–	43	12	35	–	35	–	34	–	4.9	11700	–	1	...	...	...	–	6	6	5	–	–
114	95	–	–	40	8	27	–	27	–	25	–	5.8	17100	–	1	...	...	...	–	2	2	2	1	–
115	88	–	–	41	14	23	–	23	–	23	–	6.7	21900	–	–	–	–	–	–	1	1	1	2	–
116	85	–	–	38	19	23	–	23	–	23	–	7.0	24800	–	–	–	–	–	–	–	–	2	–	–
117	47	–	–	36	21	14	1	14	–	12	1	7.3	30900	–	2	...	...	...	–	–	–	2	–	2
201	75	–	–	36	13	20	–	20	–	20	–	6.8	26900	–	–	–	–	–	–	–	–	–	1	–
202	27	–	–	22	19	9	–	9	–	9	–	6.3	28800	–	–	–	–	–	–	–	–	–	2	–
203	72	–	–	38	17	20	–	20	–	19	–	6.2	23200	–	1	...	...	...	–	–	–	2	4	–
204	74	–	–	46	4	20	2	20	–	20	2	5.7	17800	–	–	–	–	–	–	2	1	4	1	–
205	83	6	–	42	6	22	2	22	–	19	2	6.1	16300	–	3	...	...	...	...	–	–	1	3	1
206	95	–	–	36	4	26	1	26	–	25	1	4.9	11900	–	1	...	...	...	–	3	3	1	3	–
207	102	–	–	41	8	28	1	28	–	28	1	5.4	12100	–	–	–	–	–	–	3	3	2	–	–
208	79	8	–	43	5	22	1	22	–	19	1	5.2	11500	–	2	...	...	...	...	2	2	1	1	–
209	77	5	–	35	13	26	1	26	–	25	1	5.0	11400	4	1	...	...	...	...	1	1	4	1	–
210	94	3	–	38	14	26	–	26	–	24	–	5.4	12200	4	2	...	...	...	...	–	–	1	1	–
211	116	–	–	45	6	30	2	30	–	27	2	5.3	11900	–	2	...	...	...	–	4	3	1	1	–
212	77	–	–	22	18	29	1	29	–	27	1	5.1	12500	–	2	...	...	...	–	1	1	4	2	–
213	70	–	–	26	21	27	–	27	–	25	–	5.2	13000	–	1	...	...	...	–	1	1	4	4	–
214	75	–	–	33	17	27	–	27	–	24	–	5.3	11300	–	3	...	...	...	–	1	1	7	1	–
215	16	–	–	44	13	5	–	5	–	5	–	6.0	13000	–	–	–	–	–	–	1	1	2	1	–
216	28	–	–	21	18	12	–	12	–	12	–	5.2	12500	–	–	–	–	–	–	–	–	2	2	–
217	29	–	–	21	35	14	–	12	–	9	–	5.4	8700	–	4	...	...	...	–	–	–	4	–	–
218	17	–	–	6	47	11	1	11	–	8	1	5.5	11300	–	2	...	...	...	–	–	–	3	1	–
219	35	–	–	49	6	9	–	8	–	7	–	6.1	13800	–	2	...	...	...	–	–	–	–	2	–
220	28	–	–	50	18	10	–	10	–	6	–	5.8	8800	–	2	...	...	...	–	–	–	2	1	–
301	30	–	–	27	10	11	–	10	–	10	–	5.3	11000	–	1	...	...	...	–	–	–	3	1	–
302	60	–	–	42	10	18	–	14	–	12	–	6.3	9800	–	5	–	4.8	84	–	1	1	1	3	1
303	14	–	–	36	–	4	...	...	...	...	...	...	...	–	...	...	...	...	–	...	...	...	...	...
304	58	–	–	19	7	18	1	18	–	18	1	5.3	10400	–	–	–	–	–	–	2	1	1	–	–
305	85	–	–	21	20	34	1	29	–	27	–	5.0	9900	–	7	1	4.0	81	–	–	–	7	2	–
306	94	–	–	29	16	28	–	28	–	28	–	5.4	12200	–	–	–	–	–	–	2	2	4	1	–
307	71	–	–	20	14	27	1	27	–	25	1	4.8	12800	–	2	...	...	...	–	1	1	3	1	–
308	75	–	–	24	15	28	1	26	–	24	1	5.3	13200	–	3	...	...	...	–	1	1	8	–	–
309	83	2	–	35	12	29	1	29	–	25	1	5.0	10000	4	2	...	...	...	...	4	4	5	2	1
310	101	8	–	40	11	30	3	30	–	26	3	5.1	11300	4	3	...	...	...	...	4	4	4	1	1
311	72	–	–	26	15	24	–	24	–	19	–	5.2	11900	–	4	...	...	...	–	–	–	1	4	–
312	53	8	–	23	21	21	–	21	–	19	–	4.9	11300	5	1	...	...	...	...	–	–	4	1	–
313	52	27	–	33	2	18	–	18	–	14	–	4.9	10900	21	2	...	...	...	...	1	1	1	–	–
314	52	44	–	37	10	17	–	17	–	13	–	4.6	10300	31	4	...	...	...	...	1	1	2	3	–
315	78	21	–	42	4	20	1	20	–	16	1	4.5	8900	25	4	...	...	...	...	4	4	–	1	–
316	65	23	–	34	3	25	1	25	–	14	1	4.8	8900	14	8	–	4.4	89	13	–	–	4	2	–
317	76	26	–	45	4	23	1	23	–	16	1	4.8	8800	19	4	...	...	...	...	3	3	4	2	–
318	34	24	–	44	–	12	–	12	–	9	–	5.4	9600	33	2	...	...	...	...	–	–	2	–	–
319	83	33	–	37	10	26	–	26	–	21	–	4.7	8700	24	4	...	...	...	...	2	2	1	3	1
401	127	21	–	45	6	36	2	36	–	29	1	5.0	14300	14	5	–	4.4	...	–	7	7	4	5	–
402	20	–	–	10	35	10	2	10	–	6	–	4.5	9200	–	4	...	...	...	–	–	–	4	–	–
403	44	39	–	41	9	11	–	11	–	3	...	...	...	...	8	–	5.0	65	25	2	2	2	–	–
404	23	35	–	30	22	7	–	7	–	4	...	...	...	...	3	...	...	...	...	1	1	1	–	–
405	26	65	–	35	8	7	–	7	–	7	–	5.6	14300	43	–	–	–	–	–	–	–	–	1	–
406	43	100	–	37	2	13	–	13	–	12	–	5.3	14800	100	1	...	...	...	...	1	1	1	–	–
407	76	66	–	41	3	21	–	21	–	19	–	5.1	14400	68	1	...	...	...	...	2	2	–	1	–

[Data exclude vacant seasonal and vacant migratory housing units. For minimum base for derived figures (percent, average, etc.) and meaning of symbols, see text]

Blocks Within Census Tracts	Total population	Percent of total population: Negro	Percent of total population: In group quarters	Percent of total population: Under 18 years	Percent of total population: 62 years and over	Year-round housing units: Total	Year-round housing units: Lacking some or all plumbing facilities	Year-round housing units: Units in — One-unit structures	Year-round housing units: Units in — Structures of 10 or more units	Occupied housing units: Owner: Total	Owner: Lacking some or all plumbing facilities	Owner: Average number of rooms	Owner: Average value (dollars)	Owner: Percent Negro	Occupied housing units: Renter: Total	Renter: Lacking some or all plumbing facilities	Renter: Average number of rooms	Renter: Average contract rent (dollars)	Renter: Percent Negro	1.01 or more persons per room: Total	1.01 or more persons per room: With all plumbing facilities	One-person households	With female head of family	With roomers, boarders, or lodgers
408	61	54	–	41	2	19	–	19	–	15	–	5.0	12300	60	1	...	...	...	...	3	3	1	1	–
409	54	89	–	57	4	12	–	12	–	11	–	5.1	13300	91	–	–	–	–	–	5	5	–	2	–
410	33	52	–	61	6	7	–	7	–	7	–	5.1	12100	43	–	–	–	–	–	4	4	1	1	–
411	215	68	5	67	2	47	–	10	–	–	–	–	–	–	40	–	5.3	53	70	13	13	1	29	–
412	11	36	–	9	–	4	...	...	...	...	...	...	...	...	...	...	...	...	...	...	...	...	...	...
413	16	38	–	38	13	5	1	5	–	5	1	4.6	7800	20	–	–	–	–	–	1	1	2	–	–
414	53	23	–	47	6	18	–	18	–	10	–	4.9	10700	30	4	...	...	...	...	3	3	1	3	–
415	69	49	10	54	3	12	–	12	–	10	–	5.4	13100	60	2	...	...	...	...	2	2	–	1	–
416	69	32	–	45	1	21	–	21	–	16	–	5.2	13400	31	1	...	...	...	...	2	2	–	1	–
417	35	9	–	40	14	12	–	12	–	11	–	5.3	11700	9	1	...	...	...	...	–	–	2	4	–
418	24	8	–	42	–	8	–	8	–	5	–	5.0	10800	20	3	...	...	...	...	1	1	2	–	–
419	26	39	–	50	12	7	1	7	–	6	1	4.5	13500	17	1	...	...	...	...	1	1	–	1	–
3.01	3556	–	–	34	12	1200	13	1026	3	899	8	5.5	14300	–	268	2	4.4	161	1	55	55	175	64	16
101	2	...	...	...	...	3	...	...	...	...	...	...	...	...	...	...	...	...	...	...	...	...	...	...
102	60	–	–	40	5	18	–	18	–	16	–	6.3	21500	–	2	...	...	...	–	–	–	3	1	–
103	99	–	–	39	6	30	–	30	–	28	–	5.7	13800	–	2	...	...	...	–	2	2	2	2	–
104	76	–	–	32	8	25	1	25	–	22	1	5.9	14400	–	1	...	...	...	–	1	1	1	1	–
105	115	–	–	37	12	36	–	36	–	35	–	5.5	15300	–	1	...	...	...	–	–	–	1	1	1
106	80	–	–	31	10	29	1	27	–	24	1	5.9	21600	–	5	–	5.4	...	–	2	2	8	1	–
107	132	–	–	34	15	41	–	41	–	41	–	5.8	19000	–	–	–	–	–	–	1	1	5	1	1
108	180	–	–	35	16	63	–	63	–	57	–	5.5	15500	–	4	...	...	...	–	1	1	8	7	–
109	189	–	–	34	12	58	–	58	–	55	–	5.3	15200	–	3	...	...	...	–	1	1	3	3	–
110	149	–	–	21	21	56	–	56	–	51	–	5.2	14400	–	5	–	6.2	139	–	2	2	6	2	2
111	125	–	–	25	24	48	1	48	–	46	1	4.9	14600	–	2	...	...	...	–	1	1	10	3	–
112	102	–	–	23	18	34	1	34	–	33	1	5.6	19400	–	1	...	...	...	–	1	1	–	4	1
201	137	–	–	42	4	38	–	38	–	38	–	5.8	15200	–	–	–	–	–	–	4	4	1	–	–
202	156	–	–	48	3	34	–	34	–	32	–	5.8	12700	–	2	...	...	...	–	2	2	–	–	–
203	64	–	–	39	5	20	–	20	–	17	–	5.4	12700	–	2	...	...	...	–	–	–	1	2	–
204	25	–	–	28	16	9	–	9	–	9	–	5.1	12100	–	–	–	–	–	–	–	–	1	1	–
205	103	6	–	38	9	31	1	31	–	27	1	5.4	17200	4	2	...	...	...	...	2	2	1	2	–
206	85	–	–	38	5	27	–	27	–	22	–	5.0	10200	–	5	–	5.4	116	–	4	4	3	3	–
207	116	3	–	40	4	38	–	38	–	31	–	5.3	9200	–	4	...	...	...	...	1	1	–	5	–
208	224	–	4	45	7	56	1	56	–	45	1	5.9	14300	–	8	–	6.0	99	–	4	4	1	3	1
209	79	–	–	37	19	23	–	23	–	21	–	6.2	23500	–	2	...	...	...	–	–	–	3	1	–
210	70	–	–	27	21	23	–	22	–	23	–	6.3	21100	–	–	–	–	–	–	–	–	2	1	1
301	50	–	–	38	16	18	–	14	–	13	–	5.9	17900	–	5	–	4.4	87	–	–	–	6	2	1
302	127	–	–	43	7	36	–	36	–	27	–	5.1	10000	–	8	–	5.3	103	–	3	3	1	3	–
303	109	–	–	40	5	33	–	33	–	24	–	5.5	9800	–	7	–	5.1	123	–	6	6	4	2	1
304	578	1	–	24	20	253	1	112	3	81	1	5.3	10300	–	164	–	4.1	195	1	10	10	74	8	2
307	91	–	–	37	3	27	–	27	–	21	–	5.3	11400	–	6	–	5.5	103	–	1	1	4	–	1
309	78	–	–	27	18	30	–	26	–	26	–	4.9	8400	–	4	...	...	...	–	2	2	7	2	2
310#	74	–	–	31	8	26	–	24	–	20	–	5.0	7600	–	5	–	4.4	69	–	1	1	4	1	2
312	35	–	–	11	26	28	6	8	–	6	1	5.0	...	–	16	2	2.9	73	–	–	–	13	2	–
313	46	–	–	65	2	9	–	9	–	6	–	6.0	6300	–	2	...	...	...	–	3	3	–	–	–
3.02	1396	2	–	42	6	385	4	383	–	335	4	5.9	18100	2	46	–	4.7	115	–	18	18	32	16	5
101	3	...	...	...	...	1	...	...	...	...	...	...	...	...	...	...	...	...	...	...	...	...	...	...
102	44	–	–	39	5	14	1	14	–	12	1	4.3	10000	–	2	...	...	...	–	–	–	1	1	–
103	61	–	–	31	15	22	–	22	–	18	–	4.9	11000	–	4	...	...	...	–	–	–	1	2	–
104	116	–	–	41	5	37	–	37	–	26	–	4.8	10000	–	11	–	4.1	103	–	3	3	5	2	–
105	70	–	–	31	6	29	–	29	–	20	–	4.4	9400	–	8	–	4.0	104	–	–	–	5	6	–
106†	†	†	†	†	†	†	†	†	†	†	†	†	†	†	†	†	†	†	†	†	†	†	†	†
107	29	–	–	24	14	11	–	11	–	6	–	6.7	21500	–	4	...	...	...	–	–	–	1	–	–
108	31	–	–	52	–	6	–	6	–	6	–	7.8	35800	–	–	–	–	–	–	–	–	–	–	–
109	80	–	–	51	3	16	–	16	–	15	–	7.1	26500	–	1	...	...	...	–	–	–	–	–	–
110	361	–	–	50	4	80	–	80	–	78	–	6.9	27700	–	2	...	...	...	–	6	6	3	1	–
902†	†	†	†	†	†	†	†	†	†	†	†	†	†	†	†	†	†	†	†	†	†	†	†	†
4	3508	7	1	29	18	1222	34	1150	–	1037	25	5.2	10700	5	155	7	4.5	85	3	72	70	206	90	25
102	148	–	–	23	20	52	2	50	–	49	2	5.2	10800	–	3	...	...	...	–	–	–	7	1	1
103	125	–	–	21	24	49	–	49	–	45	–	5.0	10400	–	4	...	...	...	–	2	2	9	3	2
104	125	–	–	20	21	53	2	53	–	48	2	5.0	10000	–	3	...	...	...	–	1	1	11	3	1
105	59	7	–	17	42	26	1	26	–	23	1	5.1	10700	4	2	...	...	...	...	–	–	8	1	1
106	62	–	–	18	29	26	–	26	–	22	–	5.3	10100	–	3	...	...	...	–	–	–	4	–	–
107	80	–	–	35	19	26	–	26	–	24	–	5.3	10800	–	2	...	...	...	–	1	1	5	–	–
108	18	–	94	–	22	1	...	...	...	...	...	...	...	–	...	...	...	...	–	...	...	...	...	...
109	59	–	–	32	15	16	–	16	–	15	–	5.9	10300	–	1	...	...	...	–	1	1	2	2	1
110	60	–	–	33	23	20	3	18	–	18	3	5.8	10100	–	2	...	...	...	–	1	1	2	1	–
111	74	–	–	20	30	29	–	27	–	26	–	5.8	9900	–	2	...	...	...	–	–	–	8	2	–
112#	71	–	–	30	11	26	2	19	–	19	1	5.4	11300	–	6	–	4.5	74	–	3	3	7	2	–
201	74	7	–	41	7	24	4	15	–	12	2	6.0	10800	8	10	2	4.4	92	–	2	2	3	3	2
202	87	1	–	33	23	28	1	28	–	27	1	5.9	11800	–	1	...	...	...	...	3	2	3	2	3
203	68	–	–	25	25	27	3	25	–	22	3	5.3	10000	–	3	...	...	...	–	–	–	4	3	1
204	108	9	–	48	16	26	–	24	–	23	–	6.4	11600	4	3	...	...	...	...	5	5	3	3	–
205	31	–	–	36	16	9	–	9	–	3	...	...	...	–	6	–	6.0	71	–	2	2	2	–	–
206	94	–	–	26	23	35	–	32	–	25	–	6.2	11500	–	8	–	5.5	75	–	–	–	8	6	2
207	62	–	–	16	44	27	–	24	–	24	–	5.5	9500	–	2	...	...	...	–	–	–	6	2	1
208	68	–	–	22	16	26	1	26	–	22	1	5.3	10000	–	4	...	...	...	–	1	1	3	–	1
209	88	11	–	32	18	30	1	24	–	24	1	5.6	9400	8	6	–	3.8	90	–	–	–	6	2	–
210	59	15	–	25	10	21	2	16	–	13	2	5.5	8800	15	7	–	3.3	76	–	1	1	1	2	2
211	71	7	–	31	27	26	–	26	–	22	–	5.0	9900	5	3	...	...	...	...	2	2	7	–	–
212	63	21	–	25	24	27	3	21	–	19	2	5.0	10100	16	5	1	4.0	69	–	2	2	5	2	–
213	34	12	–	32	18	16	4	6	–	6	–	5.8	...	17	8	3	3.0	72	13	1	1	5	2	–
301	71	28	–	30	20	26	–	23	–	19	–	5.0	9800	11	6	–	4.3	71	17	2	2	6	2	1
302	66	9	–	32	17	24	1	23	–	20	1	5.5	11500	10	3	...	...	...	...	1	1	5	6	–
303	46	24	–	35	15	13	–	13	–	13	–	5.8	13100	23	–	–	–	–	–	1	1	–	1	–
304	11	–	–	–	55	5	–	5	–	5	–	5.2	...	–	–	–	–	–	–	–	–	–	–	–

[Data exclude vacant seasonal and vacant migratory housing units. For minimum base for derived figures (percent, average, etc.) and meaning of symbols, see text]

Blocks Within Census Tracts	Total population	Percent of total population				Year-round housing units				Occupied housing units												
								Units in—		Owner					Renter				1.01 or more persons per room				
		Negro	In group quarters	Under 18 years	62 years and over	Total	Lacking some or all plumbing facilities	One-unit structures	Structures of 10 or more units	Total	Lacking some or all plumbing facilities	Average number of rooms	Average value (dollars)	Percent Negro	Total	Lacking some or all plumbing facilities	Average number of rooms	Average contract rent (dollars)	Percent Negro	Total	With all plumbing facilities	One-person households	With female head of family	With roomers, boarders, or lodgers
305	21	10	–	24	19	7	–	7	–	7	–	6.1	20400	14	–	–	–	–	–	–	–	1	1	–
306	7	–	–	14	43	4	...	...	...	...	...	...	...	–	...	...	...	...	–	...	...	...	...	...
307#	41	–	–	37	–	14	–	12	–	9	–	4.4	8200	–	5	–	4.2	99	–	–	–	3	1	1
308	52	–	–	21	17	20	1	20	–	19	1	4.8	12200	–	1	...	...	...	–	–	–	1	–	–
309	37	–	–	16	8	15	–	15	–	12	–	4.3	9100	–	3	...	...	...	–	–	–	–	–	–
310	63	–	–	37	10	21	–	21	–	20	–	4.4	11400	–	1	...	...	...	–	1	1	2	4	–
311	74	–	–	30	27	25	–	25	–	23	–	4.8	13200	–	2	...	...	...	–	3	3	3	2	–
312	77	–	–	29	18	27	–	25	–	25	–	5.0	13000	–	2	...	...	...	–	2	2	3	1	1
313	55	–	–	27	7	18	–	18	–	17	–	5.0	11800	–	1	...	...	...	–	1	1	1	–	–
401	62	–	–	34	11	19	–	19	–	17	–	5.2	11400	–	2	...	...	...	–	1	1	1	1	–
402	81	10	–	32	16	26	–	26	–	25	–	5.4	11900	8	–	–	–	–	–	–	–	1	1	–
403	59	31	–	27	24	23	–	23	–	20	–	4.8	10100	25	3	...	...	...	...	1	1	6	3	–
404	62	10	–	40	5	19	–	19	–	16	–	5.0	11300	6	2	...	...	...	...	2	2	1	1	–
405	80	10	–	48	6	19	–	19	–	16	–	6.0	8100	13	3	...	...	...	...	5	5	2	1	–
406#	57	51	–	39	12	20	–	20	–	14	–	4.9	7500	36	5	–	5.4	87	40	2	2	3	3	2
407#	130	35	–	33	9	45	–	42	–	38	–	5.2	9700	26	5	–	4.2	77	–	2	2	10	6	1
408	138	2	–	33	14	45	1	45	–	40	1	4.9	10000	3	5	–	5.4	...	–	6	6	11	2	1
409	161	11	–	35	12	48	–	48	–	46	–	5.0	10600	9	1	...	...	...	...	7	7	7	5	–
410	133	–	6	29	14	43	1	43	–	36	1	5.0	10500	–	6	–	4.7	64	–	5	5	6	1	–
411	136	7	–	24	19	50	1	50	–	46	–	4.9	9900	7	4	...	...	...	...	2	1	13	6	–
5	2721	22	–	28	19	970	14	876	–	826	10	5.3	11600	14	119	4	4.4	84	26	58	57	166	98	18
101	100	54	–	39	14	25	–	23	–	19	–	6.7	7000	47	5	–	5.4	93	40	3	3	3	2	1
102	65	71	–	42	14	22	5	19	–	16	4	6.3	6700	63	5	1	3.4	78	20	2	2	6	5	–
103	20	50	–	25	30	9	–	8	–	8	–	6.4	9900	38	–	–	–	–	–	–	–	1	1	1
104	77	65	–	31	16	29	2	18	–	19	1	6.2	7200	42	8	1	4.4	61	75	3	2	7	8	1
105	65	57	–	37	12	24	1	8	–	11	–	5.2	7000	46	12	1	3.8	80	17	4	4	11	5	1
106	62	48	–	37	11	22	–	14	–	14	–	5.8	7700	43	7	–	3.9	85	14	–	–	5	6	–
107	55	62	–	35	20	18	1	12	–	14	1	6.1	6800	43	3	...	...	...	...	2	2	3	5	–
108	103	94	–	44	16	28	1	24	–	20	1	5.7	7600	85	6	–	4.8	67	100	6	6	2	7	2
109	43	58	–	44	14	12	–	12	–	11	–	5.8	7000	55	1	...	...	...	...	2	2	3	2	1
110	24	29	–	29	17	11	–	11	–	9	–	6.6	8200	11	–	–	–	–	–	–	–	3	–	–
111	71	–	–	21	39	31	–	31	–	28	–	5.5	8700	–	2	...	...	...	–	–	–	7	1	1
112	24	25	–	21	17	9	–	8	–	7	–	5.4	8400	–	2	...	...	...	...	–	–	–	2	–
113	33	46	–	9	9	14	–	13	–	10	–	6.6	9000	40	1	...	...	...	...	–	–	–	3	1
115	29	52	–	45	10	7	–	7	–	5	–	5.6	6200	20	2	...	...	...	...	1	1	–	1	–
116	10	–	–	–	–	6	–	–	–	–	–	–	–	–	5	–	3.2	103	–	–	–	1	–	–
117	14	–	–	14	29	7	–	7	–	7	–	6.1	11700	–	–	–	–	–	–	–	–	3	1	–
118	38	–	–	18	16	16	1	12	–	8	–	5.8	12300	–	6	1	4.7	85	–	–	–	2	–	–
201	58	–	–	12	28	24	–	22	–	22	–	4.8	9900	–	2	...	...	...	–	1	1	7	3	1
202	23	–	–	–	52	10	–	10	–	10	–	5.1	10300	–	–	–	–	–	–	–	–	1	–	–
203	49	–	–	6	33	26	–	13	–	17	–	5.8	13300	–	9	–	3.2	87	–	–	–	11	–	–
204	23	22	–	4	26	11	–	11	–	11	–	4.9	10300	27	–	–	–	–	–	–	–	3	–	–
205	77	60	–	47	9	18	–	18	–	16	–	4.9	10500	38	2	...	...	...	...	4	4	–	3	–
206	86	36	–	33	9	28	–	28	–	21	–	4.4	9300	43	7	–	3.9	75	14	2	2	1	4	–
207	88	41	–	35	19	29	1	26	–	26	1	4.8	12300	27	3	...	...	...	...	2	2	3	4	–
208	31	–	–	23	39	12	–	12	–	11	–	5.4	11000	–	1	...	...	...	–	–	–	3	1	–
209	37	27	–	30	14	12	–	12	–	11	–	5.1	12500	27	1	...	...	...	...	1	1	1	–	–
210	55	11	–	27	27	22	1	20	–	21	1	5.3	11300	10	1	...	...	...	...	1	1	9	1	–
211	112	17	7	23	28	38	–	38	–	34	–	5.6	15900	12	4	...	...	...	...	1	1	5	2	–
213	66	–	–	12	44	28	–	28	–	27	–	5.0	13200	–	1	...	...	...	–	–	–	4	–	1
214	87	–	–	29	23	30	–	28	–	27	–	5.3	12900	–	2	...	...	...	–	1	1	5	2	–
215	96	–	–	27	13	30	–	30	–	29	–	5.3	12800	–	1	...	...	...	–	5	5	2	–	–
216	33	–	–	36	18	10	–	10	–	9	–	4.9	8400	–	–	–	–	–	–	1	1	–	2	–
302	7	–	–	–	57	4	...	...	...	...	...	...	...	–	...	...	...	...	–	...	...	...	...	...
303	23	–	–	9	26	10	–	10	–	8	–	4.0	9400	–	2	...	...	...	–	–	–	1	–	–
304	19	–	–	11	37	10	–	10	–	8	–	4.5	11600	–	1	...	...	...	–	–	–	3	–	–
306	63	–	–	25	10	23	–	23	–	20	–	4.8	10800	–	2	...	...	...	–	–	–	5	1	–
307	80	6	–	20	25	33	–	30	–	32	–	4.9	11900	3	1	...	...	...	...	1	1	8	3	3
308	101	–	–	31	13	31	–	31	–	31	–	5.2	12600	–	–	–	–	–	–	3	3	4	–	1
309	69	–	–	39	9	21	1	21	–	20	1	4.9	13600	–	1	...	...	...	–	3	3	1	–	–
310	42	–	–	29	7	15	–	15	–	13	–	4.5	12200	–	2	...	...	...	–	3	3	3	1	–
311	43	–	–	33	19	15	–	15	–	15	–	5.1	11300	–	–	–	–	–	–	1	1	2	4	–
312	57	–	–	25	16	20	–	20	–	19	–	4.5	14400	–	1	...	...	...	–	2	2	2	2	–
313	93	–	–	25	23	35	–	33	–	32	–	5.3	13400	–	3	...	...	...	–	1	1	8	2	–
314	46	–	–	9	37	21	–	20	–	19	–	4.7	13800	–	1	...	...	...	–	–	–	1	2	1
315	62	–	–	39	5	19	–	19	–	17	–	5.3	14200	–	1	...	...	...	–	1	1	2	–	1
316	41	–	–	29	12	17	–	15	–	14	–	4.9	12700	–	3	...	...	...	–	–	–	3	5	–
317	39	–	–	33	23	12	–	12	–	12	–	4.9	12100	–	–	–	–	–	–	–	–	2	1	–
318	37	–	–	27	14	12	–	12	–	12	–	5.3	14900	–	–	–	–	–	–	1	1	1	–	–
320	67	–	–	24	15	25	–	25	–	25	–	5.2	15800	–	–	–	–	–	–	–	–	5	2	1
321	20	–	–	5	30	9	–	9	–	9	–	4.9	20100	–	–	–	–	–	–	–	–	–	2	–
324	58	2	–	21	24	20	–	19	–	18	–	5.7	16100	6	2	...	...	...	...	–	–	2	2	–
6	4176	4	–	30	18	1671	38	1082	1	902	17	6.0	9600	3	677	16	4.2	89	2	62	61	480	146	78
101	146	–	–	46	9	37	1	37	–	32	–	6.1	11900	–	5	1	5.6	130	–	5	5	3	4	1
103	82	–	–	42	16	26	–	24	–	21	–	6.0	13600	–	4	...	...	...	–	1	1	5	–	1
105	72	–	–	42	13	21	–	21	–	20	–	6.2	13100	–	1	...	...	...	–	–	–	4	–	–
106	76	–	–	32	17	25	–	25	–	15	–	5.9	12800	–	10	–	5.9	121	–	1	1	3	2	–
107	98	–	–	45	12	24	1	24	–	20	–	6.5	11400	–	4	...	...	...	–	2	2	3	1	–
108	48	–	–	50	6	15	–	13	–	10	–	5.8	14000	–	4	...	...	...	–	1	1	3	2	–
110	79	–	–	37	18	25	–	20	–	19	–	6.3	12300	–	5	–	4.6	120	–	3	3	6	1	1
112	90	4	–	26	18	42	2	28	–	23	1	6.2	9300	–	16	1	4.1	91	6	1	1	12	5	3
201	61	–	–	13	34	33	–	24	–	20	–	6.0	8300	–	9	–	4.6	75	–	–	–	10	3	1
202	107	–	–	33	18	37	–	31	–	27	–	6.0	8600	–	10	–	5.7	88	–	2	2	12	2	2
203#	117	–	–	38	12	38	1	33	–	24	1	6.2	8400	–	13	–	4.8	119	–	2	2	10	3	3
204#	74	–	–	39	8	22	–	20	–	15	–	7.0	10500	–	6	–	4.3	80	–	1	1	5	2	2
205	2	...	...	...	...	1	...	...	...	...	...	...	...	...	...	...	...	...	...	...	...	...	...	...
206#	123	7	–	34	11	43	–	28	–	24	–	5.9	7700	4	18	–	4.6	83	–	3	3	10	5	2

[Data exclude vacant seasonal and vacant migratory housing units. For minimum base for derived figures (percent, average, etc.) and *meaning of symbols*, see text]

Blocks Within Census Tracts	Total population	Percent of total population				Year-round housing units				Occupied housing units												
								Units in—		Owner					Renter				1.01 or more persons per room				
		Negro	In group quarters	Under 18 years	62 years and over	Total	Lacking some or all plumbing facilities	One-unit structures	Structures of 10 or more units	Total	Lacking some or all plumbing facilities	Average number of rooms	Average value (dollars)	Percent Negro	Total	Lacking some or all plumbing facilities	Average number of rooms	Average contract rent (dollars)	Percent Negro	Total	With all plumbing facilities	One-person households	With female head of family	With roomers, boarders, or lodgers
207	116	27	–	37	10	37	1	34	–	25	1	5.8	9900	24	10	–	5.0	81	10	4	4	4	7	2
208	79	11	–	29	20	30	1	29	–	27	1	6.4	12300	4	3	...	...	...	...	–	–	11	2	1
209	92	4	–	28	23	31	–	30	–	27	–	5.8	9700	4	4	...	...	...	...	–	–	4	4	1
210	120	4	–	31	20	43	–	36	–	28	–	6.0	9900	4	9	–	4.8	87	–	4	4	4	5	2
211	116	–	–	34	14	36	–	36	–	27	–	5.7	9800	–	7	–	5.4	105	–	1	1	1	1	–
212	62	13	–	37	15	19	–	19	–	18	–	5.6	10300	11	1	...	...	...	...	1	1	5	2	–
301	–	–	–	–	–	1	...	...	...	...	...	...	...	–	...	...	...	...	–	...	...	...	...	...
302	49	6	–	16	33	19	–	17	–	12	–	4.8	9200	8	7	–	4.7	98	–	–	–	3	3	–
303	37	–	–	30	16	16	–	14	–	9	–	6.7	10000	–	5	–	4.4	73	–	–	–	5	2	2
304	99	–	–	30	11	32	–	21	–	18	–	6.7	9200	–	14	–	4.6	88	–	2	2	6	3	3
305	110	5	–	19	24	49	–	27	–	26	–	6.0	7700	4	22	–	3.5	97	5	–	–	14	3	2
306	105	15	–	29	21	45	–	37	–	29	–	6.4	9000	7	12	–	4.3	86	17	1	1	13	3	1
308	124	1	–	29	19	46	–	40	–	29	–	6.2	6900	–	17	–	5.3	87	–	2	2	11	5	4
309	120	3	–	37	9	40	–	29	–	22	–	5.8	8600	5	18	–	3.9	75	–	3	3	11	5	–
310	30	10	–	13	30	19	–	7	–	8	–	5.4	7800	–	10	–	4.1	81	10	–	–	9	1	–
401	71	1	–	21	25	39	–	22	–	16	–	5.8	8700	6	18	–	4.1	84	–	–	–	13	3	1
402	100	25	–	37	20	37	2	27	–	23	2	5.7	8500	9	12	–	4.3	99	17	3	3	12	2	–
403	88	7	–	24	17	38	1	24	–	19	1	5.7	7400	5	15	–	3.7	88	–	2	2	10	3	3
404	127	4	–	28	17	47	3	31	–	25	3	6.4	9300	4	21	–	5.0	82	–	1	1	7	6	3
405	116	–	–	27	18	49	1	24	–	21	1	6.0	9100	–	27	–	4.0	88	–	2	2	17	4	2
406	67	–	–	21	30	29	–	16	–	17	–	6.1	8200	–	12	–	3.5	88	–	–	–	7	2	1
407	26	–	–	12	19	15	–	3	–	2	...	...	...	–	13	–	4.2	88	–	–	–	7	1	–
408	100	–	–	36	15	39	1	21	–	18	–	5.8	8700	–	18	–	4.2	86	–	1	1	11	4	1
409	42	–	–	14	19	22	–	11	–	9	–	5.9	...	–	11	–	4.9	77	–	–	–	9	–	3
410	18	–	–	11	17	11	–	3	–	3	...	...	...	–	7	–	4.4	141	–	–	–	4	–	–
411	36	14	–	28	36	24	–	6	–	6	–	5.8	...	17	13	–	3.5	78	8	1	1	10	3	2
501	97	–	–	26	20	48	3	16	–	17	2	5.9	10700	–	27	1	3.5	92	–	1	1	20	6	5
502	114	12	–	27	18	53	–	26	–	21	–	6.7	9500	5	29	–	3.3	90	–	2	2	23	5	3
503	15	–	–	7	47	7	1	3	–	3	...	...	...	–	4	...	...	...	–	–	–	2	3	–
504	52	–	–	4	27	31	1	11	–	9	1	6.4	14100	–	21	–	3.7	87	–	–	–	11	3	2
505	80	–	–	19	11	45	3	16	–	4	...	...	...	–	38	1	3.5	87	–	1	1	23	4	2
506	26	–	–	15	50	12	–	8	–	8	–	6.1	9200	–	2	...	...	...	–	–	–	1	–	–
507	13	–	–	15	–	4	...	...	...	...	...	...	...	–	...	...	...	...	–	...	...	...	...	...
508	136	7	–	29	13	59	3	19	–	17	–	6.1	7500	6	37	3	3.8	88	–	4	3	18	5	5
509	42	–	–	26	26	17	–	11	–	12	–	5.4	8500	–	4	...	...	...	–	–	–	4	–	1
510	127	–	–	26	17	62	2	29	–	29	–	6.4	7900	–	29	2	3.9	77	–	1	1	28	6	–
511	107	9	–	22	19	61	7	19	–	15	1	6.3	9900	7	38	4	3.4	76	5	1	1	26	5	3
512	87	–	–	22	26	40	3	15	1	17	1	5.8	9200	–	21	2	4.3	88	–	1	1	15	2	3
513	55	–	–	27	22	30	–	12	–	14	–	5.4	8400	–	13	–	3.8	71	–	1	1	14	3	2
7	2943	2	8	23	21	1273	76	517	228	474	2	6.5	13200	1	725	68	3.5	99	3	31	29	512	87	37
102	6	–	–	50	–	3	...	...	...	...	...	...	...	–	...	...	...	...	–	...	...	...	...	...
103	18	–	–	22	22	6	–	6	–	4	...	...	...	–	2	...	...	...	–	–	–	1	1	–
104	64	–	–	34	19	19	–	17	–	15	–	5.8	13400	–	4	...	...	...	–	–	–	–	1	–
105	54	–	–	41	9	19	1	18	1	13	–	6.5	16300	–	5	1	5.2	...	–	–	–	6	–	–
106	54	–	–	46	7	15	–	15	–	14	–	6.8	12200	–	–	–	–	–	–	1	1	2	1	–
107	76	–	–	40	15	25	–	21	–	21	–	6.0	11700	–	3	...	...	...	–	1	1	5	4	–
108	71	–	–	39	7	22	–	13	–	16	–	5.9	12000	–	6	–	4.3	98	–	2	2	4	3	–
109	61	–	–	34	16	21	–	12	–	13	–	7.0	20600	–	7	–	4.3	90	–	1	1	4	1	–
110	72	–	–	40	15	20	–	18	–	18	–	7.0	15200	–	2	...	...	...	–	–	–	2	1	–
111#	54	–	–	13	32	30	1	11	–	14	1	6.1	11000	–	14	–	3.4	89	–	–	–	13	2	1
112	46	–	–	28	20	20	–	13	–	10	–	6.1	10700	–	7	–	4.6	109	–	–	–	4	1	–
113	42	29	–	41	17	20	–	12	–	11	–	6.2	5900	18	7	–	4.7	76	14	1	1	10	1	1
114	157	–	–	40	12	45	–	35	–	28	–	7.1	12700	–	16	–	5.6	117	–	3	3	4	5	1
115	44	–	–	25	21	15	–	15	–	13	–	7.5	19200	–	1	...	...	...	–	–	–	2	–	–
203	6	–	–	67	–	1	...	...	...	...	...	...	...	–	...	...	...	...	–	...	...	...	...	...
204	40	3	–	18	33	21	1	9	–	8	–	4.8	...	–	12	1	4.2	67	8	–	–	9	–	1
205	78	19	–	–	–	81	63	–	79	1	...	...	...	...	75	58	1.3	51	17	1	–	75	1	–
206	117	–	–	27	11	47	–	7	15	6	–	8.0	18800	–	41	–	4.0	103	–	4	4	14	7	–
207	132	5	99	–	–	1	...	...	...	...	...	...	...	...	...	...	...	...	...	...	...	...	...	...
208#	21	–	–	10	29	13	–	4	–	5	–	4.8	...	–	7	–	4.3	79	–	–	–	6	–	–
209#	28	–	–	7	25	14	–	7	–	6	–	4.5	...	–	7	–	4.7	51	–	–	–	5	2	–
210	138	–	–	21	25	60	2	33	–	29	–	6.1	11100	–	30	2	4.4	101	–	2	2	14	2	2
211#	110	–	6	20	19	49	3	23	–	18	–	6.1	10200	–	29	3	4.0	89	–	1	1	17	5	4
212	63	–	–	32	18	24	–	13	–	5	–	5.6	...	–	17	–	4.6	87	–	2	2	10	2	2
213#	34	–	35	9	50	10	2	6	–	3	...	...	...	–	6	1	3.2	99	–	–	–	4	–	2
214	14	–	–	–	36	11	–	3	1	3	...	...	...	–	8	–	3.5	72	–	–	–	8	–	–
215	214	6	30	1	65	137	–	2	132	1	...	...	...	...	132	–	2.7	137	1	–	–	117	4	–
216	22	–	–	5	46	16	–	10	–	6	–	9.0	27800	–	6	–	3.2	90	–	–	–	3	5	–
217	23	–	–	–	22	17	–	4	–	3	...	...	...	–	12	–	3.5	105	–	–	–	8	1	–
301	62	–	–	21	26	30	–	17	–	14	–	5.7	11600	–	14	–	5.1	106	–	–	–	9	2	2
302	84	–	10	26	17	30	1	8	–	13	–	5.8	17700	–	15	1	3.8	80	–	3	2	11	2	2
303	120	–	–	23	18	55	–	21	–	13	–	6.5	11600	–	40	–	4.3	104	–	2	2	19	6	4
304	73	–	–	19	26	36	–	17	–	18	–	7.1	11200	–	17	–	3.3	95	–	–	–	17	1	1
305	79	–	9	28	19	34	–	16	–	19	–	7.4	12000	–	10	–	3.6	67	–	–	–	9	2	2
306	108	–	–	27	15	40	–	23	–	20	–	8.1	15500	–	19	–	4.6	106	–	2	2	12	1	4
307#	140	–	–	37	11	54	–	20	–	21	–	8.0	13700	–	28	–	3.7	100	–	2	2	14	3	1
308	176	–	–	21	23	92	1	25	–	26	1	6.5	11600	–	57	–	3.8	100	–	1	1	32	12	4
309	28	–	–	11	21	14	–	4	–	4	...	...	...	–	8	–	4.4	99	–	–	–	3	1	–
310	119	–	–	15	22	60	1	16	–	18	–	6.1	9700	–	38	1	3.4	97	–	–	–	22	3	2
311	95	13	–	24	24	46	–	19	–	21	–	6.1	9700	10	22	–	4.1	85	14	2	2	15	4	1
8	2448	–	1	33	15	841	5	767	35	695	2	6.3	20200	–	112	2	4.4	132	1	25	25	144	55	38
101	90	–	–	29	16	29	–	29	–	29	–	6.4	30900	–	–	–	–	–	–	–	–	2	2	2
102	46	–	–	30	22	16	–	16	–	14	–	6.5	26200	–	1	...	...	...	–	1	1	2	–	1
103	38	–	–	34	8	11	–	11	–	11	–	7.0	25300	–	–	–	–	–	–	–	–	–	1	–
104	26	–	–	42	19	9	–	9	–	8	–	6.8	20900	–	1	...	...	...	–	–	–	3	3	1
105	33	–	–	55	3	8	–	8	–	7	–	8.3	31800	–	1	...	...	...	–	–	–	1	–	–
106	45	–	–	56	4	10	–	10	–	10	–	8.0	26400	–	–	–	–	–	–	–	–	–	1	–
107	49	–	–	31	12	16	–	16	–	14	–	5.6	23900	–	2	...	...	...	–	–	–	3	–	–

[Data exclude vacant seasonal and vacant migratory housing units. For minimum base for derived figures (percent, average, etc.) and meaning of symbols, see text]

Blocks Within Census Tracts	Total population	Percent of total population				Year-round housing units				Occupied housing units												
								Units in—		Owner					Renter					1.01 or more persons per room				
		Negro	In group quarters	Under 18 years	62 years and over	Total	Lacking some or all plumbing facilities	One-unit structures	Structures of 10 or more units	Total	Lacking some or all plumbing facilities	Average number of rooms	Average value (dollars)	Percent Negro	Total	Lacking some or all plumbing facilities	Average number of rooms	Average contract rent (dollars)	Percent Negro	Total	With all plumbing facilities	One-person households	With female head of family	With roomers, boarders, or lodgers
108	31	-	-	16	26	12	-	12	-	12	-	5.0	27600	-	-	-	-	-	-	-	-	1	-	-
109	57	-	-	39	16	19	-	19	-	15	-	5.5	21600	-	2	...	...	...	-	2	2	3	-	1
110	60	-	-	35	17	18	-	18	-	15	-	6.3	17600	-	3	...	...	...	-	-	-	2	1	3
111	69	10	-	29	9	24	1	21	-	18	1	6.3	11600	6	5	-	3.8	114	20	1	1	3	2	4
112	52	-	-	37	14	16	-	16	-	13	-	6.4	16800	-	2	...	...	...	-	1	1	1	1	1
113	34	-	-	50	12	9	-	9	-	8	-	7.1	25500	-	-	-	-	-	-	1	1	1	1	-
114	20	-	-	25	15	7	-	7	-	7	-	7.9	33600	-	-	-	-	-	-	-	-	-	-	1
115	50	-	-	40	12	16	-	16	-	16	-	7.3	17100	-	-	-	-	-	-	-	-	2	2	2
201	43	-	-	61	7	10	-	10	-	10	-	7.4	22800	-	-	-	-	-	-	1	1	3	-	-
202	44	-	-	27	25	18	-	18	-	17	-	6.4	22400	-	-	-	-	-	-	-	-	3	3	-
203	41	-	-	49	15	12	-	10	-	10	-	8.4	34300	-	1	...	...	...	-	-	-	3	1	-
204	57	-	-	53	12	12	-	12	-	11	-	8.0	31700	-	1	...	...	...	-	-	-	1	1	-
205	31	-	-	29	16	11	-	11	-	11	-	7.4	32200	-	-	-	-	-	-	-	-	2	-	1
206	19	-	-	16	21	7	-	5	-	4	...	...	...	-	3	...	...	...	-	-	-	-	1	1
207	50	-	-	28	24	19	-	19	-	19	-	6.8	19300	-	-	-	-	-	-	-	-	3	3	3
208	94	-	-	33	19	33	-	31	-	29	-	7.6	21300	-	2	...	...	...	-	1	1	4	2	3
209	161	-	-	53	8	39	-	37	-	32	-	7.3	16500	-	5	-	7.6	...	-	5	5	8	1	1
210	88	-	-	25	13	31	-	25	-	23	-	6.0	13100	-	6	-	5.8	129	-	1	1	6	5	2
211	74	-	-	30	11	29	-	21	-	15	-	5.6	13800	-	11	-	4.7	110	-	1	1	5	2	1
212	97	-	1	14	25	56	-	20	35	21	-	5.6	17900	-	35	-	2.2	125	-	1	1	34	3	2
213	6	-	-	17	33	2	...	...	...	...	...	...	...	-	...	...	...	...	-	...	...	...	...	...
214	45	-	-	42	4	19	1	10	-	6	-	5.7	11200	-	6	-	4.7	98	-	3	3	3	-	-
215	18	-	-	11	22	9	-	9	-	9	-	5.9	21100	-	-	-	-	-	-	-	-	4	1	-
301	101	-	-	35	12	36	-	36	-	32	-	5.9	15500	-	3	...	...	...	-	2	2	5	3	-
302	75	3	-	36	11	23	1	23	-	22	1	5.4	13000	5	1	...	...	...	...	3	3	4	-	-
303	113	-	-	29	14	41	2	41	-	32	-	5.9	16200	-	7	2	5.1	141	-	1	1	4	3	1
304	74	-	-	24	20	30	-	30	-	28	-	6.1	25800	-	-	-	-	-	-	-	-	5	1	-
305	75	-	-	32	11	24	-	24	-	23	-	5.7	18500	-	1	...	...	...	-	-	-	3	-	1
306	90	-	-	26	16	37	-	35	-	30	-	5.4	13500	-	6	-	5.3	113	-	-	-	8	3	2
307	99	-	-	19	21	44	-	42	-	38	-	5.4	12200	-	3	...	...	...	-	-	-	7	3	-
308	35	-	23	26	23	8	-	8	-	6	-	5.5	22700	-	2	...	...	...	-	-	-	-	-	-
309	60	-	10	17	22	20	-	20	-	19	-	5.7	26900	-	1	...	...	...	-	-	-	1	2	2
311	68	-	-	25	27	28	-	28	-	26	-	6.1	16500	-	1	...	...	...	-	-	-	4	3	1
313	90	-	-	37	14	23	-	23	-	23	-	6.9	27300	-	-	-	-	-	-	-	-	-	-	1
9	2264	14	1	26	19	933	38	603	15	413	16	5.7	9500	14	459	18	4.3	88	7	43	43	264	88	62
101	21	67	-	29	19	11	-	11	-	8	-	6.0	7200	50	1	...	...	...	...	-	-	3	1	-
102	50	64	-	32	28	18	-	18	-	17	-	6.0	7700	47	1	...	...	...	...	2	2	6	1	-
103	62	19	-	29	16	27	-	27	-	21	-	5.2	10500	10	2	...	...	...	...	1	1	6	3	-
104	49	6	-	29	20	20	-	18	-	13	-	5.4	9600	8	5	-	4.8	75	-	1	1	4	2	2
105	39	-	-	33	15	12	-	12	-	11	-	5.6	10100	-	-	-	-	-	-	2	2	1	1	2
106	53	19	-	25	23	18	-	17	-	16	-	6.0	12500	19	2	...	...	...	...	-	-	1	2	-
107	69	9	-	30	15	22	1	21	-	15	1	5.2	9700	13	7	-	4.7	68	14	2	2	4	1	3
108	57	28	-	14	18	24	-	23	-	15	-	5.5	7100	33	6	-	4.2	86	17	-	-	5	4	4
109	101	54	-	37	12	30	2	20	-	17	-	6.5	8300	53	12	2	4.3	115	33	3	3	3	3	4
110	75	56	9	25	13	24	2	19	-	13	1	5.8	6400	39	11	1	4.4	86	64	1	1	6	6	5
111	16	19	-	19	6	6	-	6	-	4	...	...	...	...	2	...	...	...	...	-	-	1	1	-
112	30	-	-	30	13	11	-	11	-	7	-	6.7	13300	-	4	...	...	...	-	-	-	4	1	1
201	4	...	...	...	...	4	...	...	...	...	...	...	...	...	...	...	...	...	...	...	...	...	...	...
203	13	-	-	-	77	7	-	3	-	4	...	...	...	-	3	...	...	...	-	-	-	3	-	-
204	47	-	-	26	21	15	1	11	-	8	-	6.3	7600	-	6	1	7.3	...	-	3	3	1	-	3
205	60	-	-	42	15	25	-	14	-	6	-	5.8	8500	-	15	-	4.2	92	-	2	2	10	2	1
206	42	10	-	21	14	19	-	11	-	4	...	...	...	...	14	-	4.9	90	7	-	-	6	4	2
207	62	24	-	39	10	19	1	15	-	11	-	5.9	10000	27	6	1	4.5	92	-	1	1	3	2	-
208	40	10	-	20	33	20	2	12	-	8	-	7.3	11700	-	11	2	3.9	85	9	-	-	9	3	4
209	23	-	-	17	48	11	-	8	-	4	...	...	...	-	7	-	4.3	84	-	-	-	2	1	-
210#	36	-	-	33	6	12	-	9	-	6	-	4.7	7800	-	5	-	4.8	110	-	1	1	1	2	3
211	46	-	-	15	20	25	-	16	-	5	-	4.8	...	-	16	-	5.1	87	-	1	1	7	-	2
212	48	4	-	10	27	26	3	12	-	6	2	4.7	...	-	19	1	3.9	74	5	2	2	9	-	1
213	45	-	11	24	9	15	3	13	-	4	...	...	...	-	11	3	5.3	65	-	1	1	6	1	-
214	10	-	-	-	60	6	1	4	-	3	...	...	...	-	3	...	...	...	-	-	-	4	-	-
215#	12	-	-	-	58	7	-	1	-	1	...	...	...	-	6	-	3.5	60	-	-	-	2	-	-
303#	37	30	-	35	8	13	-	8	-	7	-	5.1	...	43	6	-	5.3	63	-	1	1	5	3	1
304#	40	10	-	13	38	23	-	10	-	10	-	5.6	7600	-	13	-	4.2	87	8	-	-	12	2	3
305	93	9	-	27	15	37	2	20	-	13	1	5.5	7700	15	21	1	4.1	77	10	2	2	10	3	2
306	51	14	-	16	26	20	1	17	-	7	-	6.6	10200	-	12	-	6.0	81	17	1	1	6	1	3
307	79	1	-	28	27	32	1	18	-	15	1	5.7	11300	7	17	-	4.3	101	-	-	-	10	2	-
308	71	9	-	34	16	23	1	18	-	16	1	6.4	13600	6	7	-	4.1	102	-	3	3	5	4	2
309	47	6	-	11	6	28	-	-	15	1	...	...	...	...	25	-	3.2	125	8	-	-	11	1	-
310	12	-	-	8	33	9	1	3	-	5	1	5.8	...	-	3	...	...	...	-	-	-	5	-	-
311	32	-	-	9	34	15	-	7	-	9	-	5.8	8800	-	6	-	3.7	68	-	-	-	5	3	2
312	44	-	-	16	14	20	1	11	-	7	-	4.9	...	-	11	-	4.7	122	-	-	-	3	2	1
313	42	-	-	14	14	18	-	13	-	6	-	6.7	10300	-	9	-	5.1	92	-	-	-	4	-	1
314	44	5	-	21	16	24	-	4	-	3	...	...	...	...	16	-	4.0	80	6	1	1	6	2	1
402	47	2	-	15	19	24	3	15	-	7	1	5.0	8700	-	14	1	4.5	71	-	1	1	6	1	-
403	95	-	-	26	20	47	3	22	-	10	-	5.4	7300	-	31	2	3.6	86	-	2	2	14	6	2
404	58	-	-	16	33	30	2	14	-	10	1	5.5	16400	-	19	1	3.7	88	-	-	-	12	4	2
405	26	15	-	31	8	8	-	6	-	4	...	...	...	...	4	...	...	...	...	-	-	-	-	1
406	58	12	-	35	16	23	1	16	-	11	1	5.5	8200	9	12	-	3.6	79	-	2	2	11	1	1
407#	22	-	-	9	46	16	-	6	-	7	-	5.0	6700	-	6	-	3.7	83	-	-	-	6	1	1
409	75	1	-	27	9	30	1	18	-	10	1	6.1	10300	-	19	-	4.4	99	5	2	2	8	4	1
412#	181	26	-	38	14	59	4	43	-	28	3	5.5	7000	14	30	1	4.5	73	17	5	5	16	7	1
10	5186	53	7	31	16	1684	37	1474	43	1192	24	5.5	10200	52	415	11	4.7	100	38	118	115	326	191	106
101#	164	84	1	45	10	57	-	42	1	29	-	5.0	11200	69	25	-	4.6	52	88	4	4	8	15	-
102	188	58	-	38	11	58	3	58	-	47	2	5.5	13700	60	9	-	5.2	93	67	7	7	12	3	2
103	31	100	-	29	23	16	2	16	-	15	2	5.3	7200	100	-	-	-	-	-	1	1	9	-	-
104	58	91	-	36	22	19	1	19	-	14	1	4.9	8200	93	3	...	...	...	...	3	3	3	2	1
105#	28	71	-	32	25	10	1	9	-	3	...	...	...	...	6	-	4.3	58	67	1	1	2	2	1

[Data exclude vacant seasonal and vacant migratory housing units. For minimum base for derived figures (percent, average, etc.) and meaning of symbols, see text]

Blocks Within Census Tracts	Percent of total population					Year-round housing units			Occupied housing units													
								Units in—	Owner					Renter					1.01 or more persons per room				
	Total population	Negro	In group quarters	Under 18 years	62 years and over	Total	Lacking some or all plumbing facilities	One-unit structures	Structures of 10 or more units	Total	Lacking some or all plumbing facilities	Average number of rooms	Average value (dollars)	Percent Negro	Total	Lacking some or all plumbing facilities	Average number of rooms	Average contract rent (dollars)	Percent Negro	Total	With all plumbing facilities	One-person households	With female head of family	With roomers, boarders, or lodgers
106	51	86	14	22	18	17	–	17	–	13	–	5.5	9300	85	4	...	...	...	...	1	1	5	1	1
107	88	59	–	26	21	28	1	27	–	22	1	5.5	7000	55	5	–	6.4	...	60	2	2	6	4	5
108	213	79	–	45	9	56	–	50	–	43	–	5.8	9200	84	11	–	4.7	67	64	9	9	6	6	2
109	54	96	–	37	4	14	–	14	–	11	–	4.7	12700	100	2	...	...	...	...	2	2	–	1	–
110	46	80	–	30	17	17	2	17	–	14	–	4.4	9800	71	3	...	...	...	...	1	1	3	3	–
111	59	88	–	32	20	21	–	21	–	18	–	5.6	11500	78	2	...	...	...	...	–	–	2	3	1
112	74	92	–	34	19	23	–	20	–	20	–	5.4	9400	85	1	...	...	...	...	3	3	3	2	1
113	77	65	–	36	9	26	2	26	–	22	2	5.3	9000	55	4	...	...	...	...	3	1	6	3	–
115	25	60	–	20	12	11	1	11	–	10	1	4.7	10000	50	1	...	...	...	...	–	–	3	–	–
116	70	97	–	47	4	14	–	14	–	14	–	6.2	20400	100	–	–	–	–	–	1	1	–	–	–
117	88	96	–	27	11	28	–	28	–	25	–	5.0	11400	92	2	...	...	...	...	2	2	1	2	1
118	68	85	–	44	18	21	–	21	–	15	–	5.0	9800	67	5	–	4.8	76	80	4	4	2	5	–
119	85	97	–	42	8	20	2	20	–	19	2	6.1	9200	90	1	...	...	...	...	2	2	4	2	2
201#	72	94	–	29	15	24	–	21	–	16	–	5.1	10300	88	8	–	5.8	90	100	1	1	2	4	3
202	55	91	–	29	18	24	1	24	–	19	–	4.9	8100	90	5	1	5.0	...	80	1	1	7	4	–
203	41	66	–	10	27	19	1	19	–	17	1	4.7	9900	53	2	...	...	...	...	–	–	2	3	–
204	31	52	–	13	36	13	–	13	–	11	–	4.7	10600	46	2	...	...	...	...	–	–	3	1	1
205	83	81	–	39	13	28	–	28	–	27	–	4.6	10200	74	–	–	–	–	–	4	4	5	3	1
206	64	70	–	28	25	22	–	22	–	22	–	4.5	9100	55	–	–	–	–	–	1	1	3	1	1
207	56	68	7	38	21	24	–	19	–	16	–	5.4	12800	50	6	–	5.2	...	17	1	1	9	2	–
208	26	73	–	23	31	13	–	13	–	8	–	5.3	10500	50	3	...	...	...	...	–	–	4	1	1
209	68	71	–	37	21	22	–	22	–	20	–	5.1	8100	65	2	...	...	...	...	3	3	5	3	–
210	57	68	–	28	14	17	–	17	–	13	–	5.1	6800	54	4	...	...	...	...	3	3	2	3	1
211	59	85	–	25	19	18	–	17	–	14	–	5.2	8500	86	3	...	...	...	...	2	2	2	2	–
212	38	84	–	18	32	16	–	15	–	13	–	4.8	10000	77	3	...	...	...	...	–	–	3	1	1
213	79	35	–	39	15	26	–	26	–	23	–	5.0	9300	35	3	...	...	...	...	3	3	4	3	–
214	59	58	–	24	9	20	–	20	–	20	–	5.1	11000	55	–	–	–	–	–	1	1	2	1	–
215	11	–	–	9	36	5	–	5	–	5	–	6.2	15300	–	–	–	–	–	–	–	–	–	–	–
216	52	21	–	35	29	19	–	19	–	16	–	5.8	14100	19	1	...	...	...	...	1	1	1	1	–
217	47	36	–	17	19	21	–	21	–	20	–	5.7	11400	40	–	–	–	–	–	–	–	8	3	–
218	72	51	–	38	18	25	2	24	–	22	2	6.0	7900	41	2	...	...	...	...	1	1	8	4	–
219	60	73	–	48	10	15	–	11	–	9	–	7.2	8400	56	6	–	5.0	65	67	2	2	2	2	–
220	53	45	–	42	19	14	–	14	–	12	–	6.3	9000	33	1	...	...	...	...	1	1	–	3	1
301	49	18	–	29	14	20	–	17	–	8	–	6.8	12100	13	11	–	5.5	120	9	–	–	5	1	1
302	197	5	81	6	6	13	–	13	–	10	–	5.4	10900	–	3	...	...	...	...	–	–	3	2	–
303	26	15	100	15	50	–	–	–	–	–	–	–	–	–	–	–	–	–	–	–	–	–	–	–
304	31	–	3	19	7	14	–	8	2	3	...	...	...	–	11	–	4.5	162	–	–	–	5	–	–
305	31	7	–	26	23	11	–	9	–	7	–	5.9	8300	–	4	...	...	...	...	1	1	2	–	–
306	65	37	–	14	22	27	2	19	–	18	2	5.7	7200	33	9	–	4.6	74	33	1	1	11	1	4
307	49	6	–	20	12	21	1	18	–	12	1	5.4	7400	17	7	–	4.9	83	–	2	2	4	2	1
308	63	37	–	35	21	19	–	19	–	18	–	6.3	8300	17	1	...	...	...	...	1	1	6	4	1
309	64	22	–	22	17	25	1	19	–	14	1	5.5	6800	29	9	–	4.7	92	–	3	2	3	3	3
310	73	60	–	34	19	28	–	23	–	16	–	5.3	8200	25	11	–	4.7	73	73	4	4	8	6	1
311	67	42	–	24	30	30	2	30	–	21	1	5.7	7100	29	5	1	5.0	...	40	2	2	7	2	5
312	66	18	–	33	9	19	–	19	–	16	–	5.9	8900	19	2	...	...	...	...	2	2	3	4	2
313	24	38	–	25	29	11	–	11	–	7	–	6.0	7700	29	3	...	...	...	...	–	–	3	1	2
314	45	44	–	33	18	12	–	11	–	8	–	5.8	8400	50	3	...	...	...	...	–	–	1	5	2
315	73	27	–	15	34	27	–	27	–	22	–	5.9	10400	18	4	...	...	...	...	–	–	5	1	5
316#	137	53	5	31	13	37	1	33	1	24	–	5.5	8400	63	13	1	5.6	104	46	3	3	5	9	1
317	124	88	–	36	15	43	4	38	–	26	4	6.0	6100	73	12	–	4.8	67	100	3	3	10	7	2
318	22	46	–	5	23	11	–	8	–	8	–	6.6	9600	38	2	...	...	...	...	–	–	3	1	1
319#	124	3	–	2	2	53	–	5	28	1	...	...	...	...	49	–	4.1	157	4	2	2	9	1	11
320	102	28	–	17	12	39	3	18	10	16	–	5.1	7900	50	22	3	3.9	178	5	2	2	9	1	5
321	110	70	–	36	20	38	–	32	–	27	–	5.4	7800	59	7	–	5.6	82	43	4	4	7	3	2
322	49	33	–	29	35	19	–	17	–	13	–	5.3	10200	31	5	–	5.8	105	20	1	1	3	3	–
323	59	39	–	32	3	24	–	18	–	12	–	6.0	8500	42	9	–	4.7	87	22	–	–	5	2	1
324	58	43	–	36	7	18	1	15	–	10	–	5.5	8400	50	6	1	4.7	78	50	2	2	2	5	2
325	40	50	33	18	13	9	–	8	–	8	–	6.8	10200	50	–	–	–	–	–	1	1	2	1	–
326	76	61	–	37	16	23	–	21	–	17	–	6.0	8400	41	5	–	3.8	...	20	4	4	4	1	1
401	75	68	–	44	12	23	–	19	–	21	–	5.2	7300	57	2	...	...	...	...	2	2	2	5	–
402	33	52	–	21	24	13	–	13	–	10	–	5.7	9000	40	3	...	...	...	...	–	–	3	2	3
403	55	9	–	20	13	24	–	20	–	10	–	5.3	10000	20	12	–	5.3	142	–	–	–	6	3	1
404	47	9	–	9	45	22	–	21	–	15	–	5.5	8000	–	6	–	4.7	100	17	1	1	7	2	3
405	8	–	–	–	–	5	–	1	1	–	–	–	–	–	5	–	3.8	...	–	–	–	2	–	1
407	51	20	–	24	16	16	–	16	–	16	–	5.8	11300	13	–	–	–	–	–	1	1	3	1	–
408#	42	–	43	5	50	13	1	6	–	4	...	...	...	–	9	1	2.9	75	–	–	–	3	2	–
409	26	4	–	23	15	13	–	10	–	6	–	4.8	14000	17	4	...	...	...	...	–	–	4	–	1
410#	80	75	–	43	11	21	–	19	–	16	–	6.1	8000	38	5	–	5.2	71	80	4	4	4	4	1
411	38	82	–	21	13	13	–	13	–	11	–	6.2	6900	82	1	...	...	...	...	–	–	–	1	–
412	27	96	–	19	15	13	1	12	–	5	–	5.6	...	100	6	–	5.7	...	83	–	–	4	2	1
413	13	–	–	–	46	5	–	4	–	5	–	6.2	...	–	–	–	–	–	–	–	–	1	1	2
414#	38	5	–	18	16	16	–	10	–	8	–	5.8	13800	13	6	–	3.3	67	–	–	–	4	–	6
415	25	–	–	28	20	9	–	9	–	8	–	8.1	31400	–	1	...	...	...	–	–	–	1	–	1
416	20	–	–	15	15	7	–	7	–	7	–	6.6	19100	–	–	–	–	–	–	–	–	–	–	1
417	139	10	100	96	–	–	–	–	–	–	–	–	–	–	–	–	–	–	–	–	–	–	–	–
418	31	–	–	23	23	11	–	11	–	10	–	5.9	30100	–	1	...	...	...	–	–	–	1	–	1
419	49	–	–	16	31	21	1	21	–	16	–	5.0	18800	–	5	1	5.2	...	–	–	–	7	3	3
420	15	–	–	20	7	7	–	6	–	5	–	3.8	9300	–	1	...	...	...	–	1	1	2	–	1
11	6063	1	–	42	4	1700	5	1639	–	1473	3	5.7	18700	1	179	2	5.1	145	3	85	85	84	76	13
101	104	4	–	37	–	33	–	33	–	27	–	5.3	15000	4	6	–	4.8	116	–	–	–	5	1	–
102	105	–	–	43	4	26	–	26	–	22	–	5.5	13900	–	4	...	...	...	–	–	–	–	–	–
103	83	–	–	48	1	24	–	24	–	22	–	5.4	13300	–	1	...	...	...	–	1	1	2	2	1
104	76	5	–	40	3	23	–	23	–	20	–	5.9	17500	5	2	...	...	...	...	–	–	1	1	–
105	122	–	–	46	3	32	–	32	–	29	–	6.2	17500	–	2	...	...	...	–	1	1	1	2	–
106	119	–	–	53	3	30	–	30	–	27	–	6.3	17500	–	2	...	...	...	–	2	2	1	2	–
107	81	–	–	41	4	24	–	24	–	21	–	5.9	16300	–	3	...	...	...	–	–	–	1	3	–
108	91	–	–	43	1	24	–	24	–	21	–	6.1	16800	–	3	...	...	...	–	1	1	1	–	–
109	118	5	–	49	3	29	–	29	–	27	–	6.3	16300	4	1	...	...	...	...	1	1	–	4	–
110	70	–	–	36	6	19	–	19	–	19	–	6.3	17600	–	–	–	–	–	–	1	1	–	1	–

[Data exclude vacant seasonal and vacant migratory housing units. For minimum base for derived figures (percent, average, etc.) and meaning of symbols, see text]

Blocks Within Census Tracts	Total population	Percent of total population				Year-round housing units				Occupied housing units												
								Units in—		Owner					Renter					1.01 or more persons per room				
		Negro	In group quarters	Under 18 years	62 years and over	Total	Lacking some or all plumbing facilities	One-unit structures	Structures of 10 or more units	Total	Lacking some or all plumbing facilities	Average number of rooms	Average value (dollars)	Percent Negro	Total	Lacking some or all plumbing facilities	Average number of rooms	Average contract rent (dollars)	Percent Negro	Total	With all plumbing facilities	One-person households	With female head of family	With roomers, boarders, or lodgers
111	45	–	–	40	4	12	–	12	–	11	–	6.2	16800	–	1	...	...	...	–	–	–	–	–	–
112	53	13	–	53	–	12	–	12	–	11	–	6.5	16900	9	1	...	...	...	...	1	1	–	3	–
113	241	1	–	50	3	57	–	57	–	51	–	6.5	18600	2	4	...	...	...	...	6	6	–	3	2
201	169	4	–	46	4	44	–	44	–	33	–	6.2	16100	–	8	–	5.8	146	13	1	1	–	2	1
202	117	–	–	33	16	36	–	36	–	30	–	5.6	15200	–	6	–	5.5	155	–	2	2	–	2	2
203	88	–	–	41	1	27	–	27	–	25	–	5.8	16700	–	–	–	–	–	–	1	1	1	1	–
204	188	–	–	46	2	46	–	46	–	38	–	5.9	15100	–	8	–	5.9	165	–	1	1	2	1	–
206	234	–	–	44	6	61	1	61	–	56	1	5.8	14900	–	4	...	...	...	–	4	4	3	6	–
207	97	–	–	41	6	27	–	27	–	24	–	5.7	14900	–	3	...	...	...	–	1	1	1	2	–
208	129	–	–	50	2	33	–	33	–	28	–	6.1	15800	–	4	...	...	...	–	1	1	–	3	–
209	154	2	–	33	20	54	–	53	–	47	–	6.2	29100	2	4	...	...	...	...	–	–	5	–	1
210	12	–	–	17	33	5	–	5	–	5	–	5.2	28000	–	–	–	–	–	–	–	–	–	–	–
211	26	–	–	31	8	9	–	9	–	7	–	6.0	40400	–	–	–	–	–	–	1	1	–	–	–
212	119	–	–	41	6	30	–	30	–	30	–	5.3	16200	–	–	–	–	–	–	3	3	2	–	–
213	98	–	–	30	5	32	–	32	–	30	–	5.2	14400	–	1	...	...	...	–	2	2	4	1	–
301	333	–	–	46	3	89	–	89	–	79	–	6.4	29400	–	9	–	5.3	151	–	3	3	3	2	–
302	19	–	–	42	11	5	–	5	–	5	–	7.4	46000	–	–	–	–	–	–	–	–	–	1	–
303	37	–	–	30	5	13	–	13	–	12	–	5.5	25400	–	–	–	–	–	–	–	–	–	–	–
304	44	–	–	39	7	13	–	13	–	13	–	5.7	25200	–	–	–	–	–	–	–	–	–	–	–
305	57	–	–	40	2	17	–	17	–	15	–	5.9	25200	–	1	...	...	...	–	1	1	–	–	1
306	76	13	–	43	4	19	1	19	–	16	–	5.8	20600	13	2	...	...	...	...	3	3	–	1	–
307	70	27	–	37	16	21	–	21	–	20	–	5.8	25600	25	1	...	...	...	...	–	–	1	–	–
309	22	–	–	27	9	8	–	8	–	5	–	5.4	24000	–	3	...	...	...	–	1	1	1	1	–
310	53	–	–	26	8	18	–	18	–	16	–	5.3	22600	–	2	...	...	...	–	1	1	–	1	–
311	59	–	–	39	7	17	–	17	–	16	–	6.1	29600	–	–	–	–	–	–	1	1	1	–	–
312	33	12	–	33	6	10	–	10	–	10	–	5.9	25000	10	–	–	–	–	–	1	1	1	1	–
313	42	–	–	43	7	12	–	12	–	12	–	5.7	19800	–	–	–	–	–	–	1	1	–	–	–
401	19	–	–	37	11	5	–	5	–	4	...	...	...	–	1	...	...	...	–	–	–	–	–	–
402	58	–	–	38	3	16	–	16	–	16	–	5.4	21300	–	–	–	–	–	–	–	–	1	–	–
403	77	–	–	39	8	23	–	23	–	22	–	6.5	32100	–	–	–	–	–	–	–	–	1	1	–
404	39	–	–	26	3	11	–	11	–	11	–	6.8	37500	–	–	–	–	–	–	–	–	–	1	–
405	84	–	–	37	2	22	–	22	–	20	–	5.1	14000	–	2	...	...	...	–	5	5	2	–	–
406	92	–	–	45	3	24	–	24	–	21	–	5.3	16100	–	3	...	...	...	–	2	2	1	–	–
407	155	–	–	48	–	36	–	36	–	36	–	5.3	15000	–	–	–	–	–	–	6	6	–	2	–
408	83	–	–	39	4	24	1	24	–	22	1	5.2	15600	–	2	...	...	...	–	2	2	1	1	–
409	58	–	–	48	3	17	–	17	–	11	–	5.4	14700	–	6	–	5.5	...	–	–	–	2	2	–
410	139	–	–	40	5	39	–	39	–	37	–	5.3	15900	–	2	...	...	...	–	1	1	2	–	1
411	49	–	–	41	6	14	–	14	–	14	–	5.2	16300	–	–	–	–	–	–	1	1	–	–	–
412	40	–	–	30	8	13	–	13	–	13	–	5.2	15000	–	–	–	–	–	–	–	–	1	–	–
501	239	–	–	39	6	66	1	66	–	63	1	5.2	17400	–	3	...	...	...	–	5	5	4	3	1
502	156	–	–	40	5	44	–	44	–	43	–	5.2	15200	–	1	...	...	...	–	3	3	2	2	–
503	97	–	–	42	3	27	–	27	–	27	–	5.2	16200	–	–	–	–	–	–	2	2	–	1	–
504	19	–	–	58	–	5	–	5	–	4	...	...	...	–	–	–	–	–	–	...	...	...	...	...
505	39	–	–	39	3	12	–	12	–	10	–	4.8	14500	–	2	...	...	...	–	–	–	1	–	–
506	99	–	–	42	4	25	–	25	–	24	–	5.4	19100	–	–	–	–	–	–	2	2	–	3	2
507	682	1	1	42	3	214	1	155	–	133	–	5.8	17900	–	63	1	4.4	143	6	10	10	22	9	–
508	82	–	–	46	1	25	–	25	–	22	–	5.2	12700	–	3	...	...	...	–	–	–	6	1	–
509	91	–	–	47	3	25	–	24	–	20	–	5.2	13700	–	5	–	5.4	138	–	2	2	1	3	1
510	82	–	–	46	–	22	–	22	–	20	–	5.2	12100	–	–	–	–	–	–	1	1	–	–	–
12	3020	2	1	33	15	930	4	923	–	866	3	6.3	28000	2	48	–	5.1	169	4	26	26	79	41	6
101	87	–	–	24	20	32	–	32	–	29	–	6.1	34200	–	2	...	...	...	–	–	–	1	1	–
102	20	–	–	30	–	6	1	6	–	6	1	6.2	35200	–	–	–	–	–	–	–	–	–	–	–
103	24	–	–	42	4	6	–	6	–	6	–	6.7	32900	–	–	–	–	–	–	–	–	–	–	–
104	57	12	–	35	4	18	–	18	–	15	–	5.9	30800	13	1	...	...	...	...	–	–	–	–	–
105	15	20	–	33	–	5	–	5	–	3	...	...	...	...	2	...	...	...	...	1	1	–	–	–
106	113	33	–	35	16	36	–	36	–	32	–	5.0	15700	22	4	...	...	...	...	2	2	5	2	–
107	46	20	–	30	26	15	–	15	–	13	–	4.9	17500	15	2	...	...	...	...	2	2	2	–	–
108	88	–	–	33	16	27	–	27	–	26	–	5.5	19700	–	–	–	–	–	–	2	2	2	–	–
109	78	1	–	22	15	26	–	26	–	26	–	6.0	31200	–	–	–	–	–	–	–	–	2	2	–
110	55	–	–	22	20	20	–	20	–	19	–	6.1	38200	–	1	...	...	...	–	–	–	2	3	–
111	33	–	–	27	39	16	–	16	–	12	–	5.8	40000	–	2	...	...	...	–	–	–	5	–	–
112	96	–	–	29	21	32	–	32	–	32	–	6.2	36900	–	–	–	–	–	–	1	1	2	–	–
113	54	–	–	32	11	13	–	13	–	13	–	7.5	39800	–	–	–	–	–	–	–	–	–	–	–
114	48	–	–	40	10	12	1	12	–	12	1	6.8	37200	–	–	–	–	–	–	–	–	1	–	–
115	47	–	–	36	23	16	–	16	–	16	–	6.6	30800	–	–	–	–	–	–	–	–	2	1	–
116	65	–	–	34	8	19	–	19	–	18	–	6.1	26900	–	1	...	...	...	–	–	–	1	2	–
201	83	–	–	31	17	27	–	27	–	27	–	6.1	22500	–	–	–	–	–	–	1	1	1	2	–
202	49	–	–	35	18	15	–	15	–	15	–	6.1	25800	–	–	–	–	–	–	–	–	1	1	–
203	41	–	–	46	15	11	–	11	–	10	–	7.2	33000	–	1	...	...	...	–	–	–	1	2	–
204	40	–	–	40	10	13	–	13	–	12	–	7.0	40100	–	–	–	–	–	–	–	–	–	2	–
205	61	7	–	33	15	21	–	21	–	18	–	5.8	23000	6	2	...	...	...	...	–	–	2	1	–
206	40	–	–	18	18	16	–	16	–	15	–	5.6	21500	–	1	...	...	...	–	–	–	1	1	–
207	42	–	–	29	26	15	–	15	–	15	–	5.4	18600	–	–	–	–	–	–	–	–	2	–	1
208	82	–	–	37	10	26	1	26	–	24	1	6.3	19600	–	2	...	...	...	–	1	1	5	–	1
209	70	1	–	21	23	24	–	24	–	24	–	6.0	22500	–	–	–	–	–	–	–	–	2	3	1
210	68	3	–	31	25	21	–	21	–	21	–	7.4	40100	–	–	–	–	–	–	–	–	–	2	–
211	85	–	–	35	18	26	–	26	–	25	–	6.8	32300	–	1	...	...	...	–	–	–	2	1	–
212	1	...	...	...	...	1	...	...	...	...	...	...	...	...	...	...	...	...	...	...	...	...	...	...
213	63	–	–	29	27	21	1	21	–	19	–	5.1	15900	–	1	...	...	...	–	1	1	2	3	1
214	70	–	–	36	11	22	–	22	–	22	–	5.3	18800	–	–	–	–	–	–	2	2	–	–	–
301	50	–	–	32	22	16	–	16	–	16	–	6.4	17800	–	–	–	–	–	–	1	1	1	1	–
302	65	–	–	42	8	16	–	16	–	12	–	5.7	16500	–	3	...	...	...	–	3	3	1	–	–
303	45	–	–	27	9	14	–	14	–	12	–	5.4	14100	–	2	...	...	...	–	–	–	2	–	–
304	39	–	–	21	10	16	–	16	–	14	–	5.0	19100	–	1	...	...	...	–	–	–	1	–	–
305	68	–	–	44	4	19	–	19	–	18	–	6.5	26000	–	–	–	–	–	–	2	2	1	1	–
306	52	–	–	40	6	14	–	14	–	14	–	6.4	19700	–	–	–	–	–	–	–	–	1	–	–
307	36	–	–	19	8	13	–	13	–	13	–	5.5	19500	–	–	–	–	–	–	–	–	1	–	–
308	38	–	–	42	18	11	–	11	–	11	–	6.7	33400	–	–	–	–	–	–	–	–	1	–	–
309	42	–	–	29	14	14	–	14	–	13	–	6.3	30500	–	–	–	–	–	–	–	–	1	–	–

[Data exclude vacant seasonal and vacant migratory housing units. For minimum base for derived figures (percent, average, etc.) and meaning of symbols, see text]

Blocks Within Census Tracts	Total population	Percent of total population: Negro	In group quarters	Under 18 years	62 years and over	Year-round housing units: Total	Lacking some or all plumbing facilities	Units in—: One-unit structures	Units in—: Structures of 10 or more units	Occupied housing units: Owner: Total	Owner: Lacking some or all plumbing facilities	Owner: Average number of rooms	Owner: Average value (dollars)	Owner: Percent Negro	Occupied housing units: Renter: Total	Renter: Lacking some or all plumbing facilities	Renter: Average number of rooms	Renter: Average contract rent (dollars)	Renter: Percent Negro	1.01 or more persons per room: Total	1.01 or more persons per room: With all plumbing facilities	One-person households	With female head of family	With roomers, boarders, or lodgers
310	50	–	–	42	12	14	–	14	–	13	–	7.0	40400	–	1	...	...	...	–	–	–	2	–	–
311	40	–	–	13	20	15	–	15	–	14	–	6.6	38600	–	1	...	...	...	–	–	–	–	3	–
312	49	–	78	–	4	4	...	...	...	...	...	...	...	–	...	...	...	...	–	...	...	...	...	...
313	50	–	–	8	16	17	–	17	–	17	–	7.2	40700	–	–	–	–	–	–	–	–	1	–	–
314	107	–	–	50	3	24	–	24	–	21	–	8.6	51300	–	2	...	...	...	–	1	1	–	–	–
401	42	–	–	31	10	13	–	13	–	12	–	7.8	45000	–	1	...	...	...	–	–	–	–	–	–
402	58	–	–	53	3	11	–	11	–	10	–	9.0	51800	–	1	...	...	...	–	1	1	2	–	–
403	64	–	–	55	5	12	–	12	–	12	–	8.0	38000	–	–	–	–	–	–	1	1	–	1	–
404	37	–	–	27	22	11	–	11	–	11	–	7.8	51400	–	–	–	–	–	–	–	–	1	–	1
405	42	–	–	33	19	12	–	12	–	12	–	7.1	32900	–	–	–	–	–	–	–	–	–	–	–
406	40	–	–	18	38	18	–	18	–	17	–	5.5	19000	–	1	...	...	...	–	–	–	4	1	–
407	54	–	–	43	24	16	–	16	–	15	–	5.9	16800	–	–	–	–	–	–	1	1	2	1	–
408	63	–	–	38	13	19	–	19	–	17	–	6.0	20400	–	1	...	...	...	–	–	–	2	1	–
409	65	–	–	35	15	19	–	19	–	19	–	5.8	16500	–	–	–	–	–	–	–	–	3	1	–
410	63	11	–	32	11	22	–	15	–	13	–	6.0	17200	8	9	–	2.6	106	–	3	3	6	2	1
412	40	–	–	35	3	12	–	12	–	12	–	5.9	15200	–	–	–	–	–	–	–	–	1	–	–
13	2827	1	–	18	16	1250	11	485	–	634	9	5.2	21700	–	597	2	4.2	162	1	17	17	277	59	5
101	9	–	–	–	33	5	–	5	–	5	–	6.2	24800	–	–	–	–	–	–	–	–	2	–	–
102	21	–	–	38	–	6	–	6	–	6	–	6.2	27100	–	–	–	–	–	–	–	–	–	–	–
103	67	–	–	22	15	24	–	24	–	23	–	5.8	22400	–	1	...	...	...	–	–	–	3	–	1
104	49	–	–	37	14	14	–	14	–	14	–	5.9	24100	–	–	–	–	–	–	1	1	–	2	–
105	73	–	–	36	16	23	–	23	–	23	–	5.5	22400	–	–	–	–	–	–	–	–	1	–	–
106	51	–	–	29	6	17	–	17	–	17	–	5.5	18200	–	–	–	–	–	–	–	–	2	–	–
107	69	–	–	32	3	20	1	20	–	19	1	5.9	22700	–	1	...	...	...	–	–	–	1	–	1
108	66	–	–	32	11	20	–	20	–	19	–	5.3	17600	–	1	...	...	...	–	2	2	–	–	–
109	53	–	–	36	9	15	–	15	–	14	–	5.1	17900	–	1	...	...	...	–	1	1	1	1	–
110	15	–	–	13	40	8	–	8	–	6	–	4.8	10600	–	2	...	...	...	–	–	–	3	–	–
111	9	–	–	11	33	4	...	...	...	...	...	...	...	–	...	...	...	...	–	...	...	...	...	...
112	23	–	–	35	13	7	–	7	–	6	–	4.8	10400	–	1	...	...	...	–	–	–	–	1	–
113	21	–	–	33	10	9	1	9	–	7	1	4.6	10800	–	2	...	...	...	–	1	1	3	–	–
114	40	–	–	23	13	14	1	14	–	12	1	5.3	15800	–	2	...	...	...	–	–	–	1	–	–
115	23	–	–	26	30	9	1	9	–	9	1	6.1	24400	–	–	–	–	–	–	–	–	1	–	–
116	1197	1	–	8	12	629	3	6	–	34	1	4.2	–	–	578	2	4.1	163	1	3	3	161	29	2
202	432	–	–	23	20	185	1	78	–	184	1	4.5	–	–	–	–	–	–	–	6	6	49	16	–
203	90	–	–	10	29	40	1	40	–	39	1	5.8	25200	–	–	–	–	–	–	–	–	5	1	–
204	27	–	–	19	26	11	–	11	–	11	–	6.1	31600	–	–	–	–	–	–	–	–	2	–	–
205	27	–	–	22	15	10	–	10	–	10	–	6.2	24000	–	–	–	–	–	–	–	–	–	–	–
206	12	–	–	25	8	5	–	5	–	5	–	7.0	28500	–	–	–	–	–	–	–	–	1	–	–
207	33	–	–	12	39	14	–	14	–	14	–	6.2	23700	–	–	–	–	–	–	–	–	3	–	–
208	37	–	–	35	–	10	–	10	–	10	–	6.8	24800	–	–	–	–	–	–	–	–	1	–	–
209	78	5	–	30	17	26	–	26	–	23	–	5.6	22600	4	3	...	...	...	...	2	2	3	1	–
210	70	–	–	34	9	20	–	20	–	19	–	5.9	19500	–	1	...	...	...	–	1	1	1	1	–
211	35	–	–	29	20	13	–	13	–	13	–	5.5	19300	–	–	–	–	–	–	–	–	1	3	–
212	49	–	–	16	41	27	–	9	–	27	–	3.9	19600	–	–	–	–	–	–	–	–	13	–	–
213	40	–	–	8	33	24	–	8	–	21	–	4.1	22500	–	3	...	...	...	–	–	–	14	1	–
214	23	–	–	13	26	8	–	8	–	8	–	5.8	20900	–	–	–	–	–	–	–	–	–	1	–
215	31	–	–	29	26	11	–	11	–	10	–	5.6	18900	–	1	...	...	...	–	–	–	1	–	–
216	57	–	–	19	30	22	–	22	–	22	–	6.0	25800	–	–	–	–	–	–	–	–	3	1	–
14	4262	–	1	27	20	1651	15	1361	19	1170	10	5.1	11000	–	445	4	4.2	103	–	77	75	386	108	21
101	45	–	–	33	9	14	1	14	–	9	–	5.6	11600	–	4	...	...	...	–	1	1	1	1	1
102	35	–	–	23	11	13	–	13	–	13	–	5.1	18800	–	–	–	–	–	–	–	–	2	1	–
103	80	–	–	19	16	33	–	33	–	30	–	4.3	9400	–	3	...	...	...	–	1	1	9	–	–
104	70	–	–	21	26	27	–	27	–	21	–	4.6	10800	–	6	–	4.7	92	–	1	1	1	2	–
105	77	–	–	31	22	29	–	29	–	26	–	4.4	9500	–	3	...	...	...	–	–	–	6	1	–
106	74	–	–	18	32	34	1	34	–	31	1	4.3	9000	–	3	...	...	...	–	1	1	9	4	–
107	66	–	–	23	30	28	–	28	–	22	–	4.5	8700	–	6	–	4.3	88	–	1	1	8	3	–
108	72	–	–	21	26	28	–	28	–	25	–	4.6	9400	–	3	...	...	...	–	–	–	4	1	–
109	63	–	–	24	19	25	1	25	–	20	1	4.6	8900	–	5	–	4.4	...	–	–	–	6	1	–
110	80	–	–	28	13	27	–	27	–	24	–	5.0	8400	–	3	...	...	...	–	1	1	1	2	–
111	75	–	–	33	21	28	–	28	–	21	–	4.7	7500	–	6	–	4.5	77	–	3	3	7	2	–
112	76	–	–	29	16	26	–	26	–	24	–	4.9	9300	–	2	...	...	...	–	–	–	4	2	–
201	50	–	–	20	36	22	–	18	–	17	–	5.0	10900	–	5	–	4.4	99	–	1	1	4	2	–
202#	67	–	–	33	18	27	–	25	–	17	–	5.0	10100	–	8	–	5.0	91	–	1	1	6	2	–
203	71	–	–	23	31	30	–	30	–	23	–	5.3	12000	–	5	–	4.2	82	–	2	2	7	1	–
204	110	–	–	44	10	31	–	27	–	23	–	5.8	14000	–	6	–	5.2	106	–	1	1	2	2	–
205	80	–	–	38	19	28	–	28	–	25	–	5.9	14500	–	2	...	...	...	–	1	1	7	–	1
206	72	–	–	31	28	25	–	23	–	21	–	5.5	11400	–	3	...	...	...	–	3	3	3	3	2
207	65	–	–	26	31	27	–	27	–	23	–	4.8	10300	–	3	...	...	...	–	–	–	5	4	–
208	68	–	–	18	27	31	–	31	–	29	–	4.6	11300	–	2	...	...	...	–	–	–	10	3	–
209	80	–	–	31	24	32	1	23	–	23	1	6.0	12400	–	5	–	4.2	...	–	–	–	8	3	–
210	55	–	–	26	27	20	–	20	–	16	–	5.0	9900	–	4	...	...	...	–	–	–	5	–	2
211	85	–	–	28	29	32	–	32	–	28	–	4.7	10400	–	4	...	...	...	–	2	2	8	–	–
212#	79	–	–	43	11	22	1	20	–	16	1	5.2	10600	–	5	–	4.6	104	–	2	2	4	2	–
213#	71	–	–	34	17	25	–	21	–	20	–	5.8	10300	–	5	–	3.4	87	–	1	1	5	4	1
301	86	1	21	19	40	24	–	24	–	23	–	5.2	10700	–	1	...	...	...	...	2	2	3	–	–
302	73	–	–	21	18	28	1	28	–	27	–	5.2	11300	–	1	...	...	...	–	1	1	4	3	1
303	87	–	–	30	22	29	1	27	–	26	–	5.2	9600	–	3	...	...	...	–	4	3	7	3	–
304	95	–	–	36	23	30	–	25	–	25	–	5.3	10900	–	5	–	4.2	82	–	5	5	6	3	1
305	84	1	–	31	21	27	–	27	–	23	–	5.5	10300	–	4	...	...	...	...	4	4	4	2	1
306	68	–	–	25	27	27	1	27	–	22	1	4.9	9500	–	5	–	4.2	...	–	2	2	6	2	1
307	78	–	–	32	21	29	1	29	–	23	1	5.0	10400	–	6	–	5.2	83	–	2	2	8	2	1
308	82	1	2	38	11	23	–	17	–	17	–	5.8	11400	–	6	–	4.7	115	–	3	3	4	–	1
309	67	–	–	34	24	24	–	24	–	22	–	6.0	11000	–	2	...	...	...	–	1	1	6	1	1
310	69	–	–	25	26	29	–	27	–	24	–	5.1	9800	–	5	–	4.0	101	–	2	2	10	1	2
311	69	–	–	19	32	28	1	26	–	26	1	5.4	10100	–	2	...	...	...	–	2	2	9	2	–
312	87	–	3	35	28	28	–	24	–	20	–	6.0	12700	–	8	–	5.0	87	–	2	2	3	5	–
313	44	–	5	36	5	11	–	10	–	8	–	6.6	14700	–	3	...	...	...	–	–	–	–	1	–

[Data exclude vacant seasonal and vacant migratory housing units. For minimum base for derived figures (percent, average, etc.) and meaning of symbols, see text]

Blocks Within Census Tracts	Total population	Percent of total population				Year-round housing units				Occupied housing units												
								Units in—		Owner					Renter				1.01 or more persons per room				
		Negro	In group quarters	Under 18 years	62 years and over	Total	Lacking some or all plumbing facilities	One-unit structures	Structures of 10 or more units	Total	Lacking some or all plumbing facilities	Average number of rooms	Average value (dollars)	Percent Negro	Total	Lacking some or all plumbing facilities	Average number of rooms	Average contract rent (dollars)	Percent Negro	Total	With all plumbing facilities	One-person households	With female head of family	With roomers, boarders, or lodgers
401	79	–	–	25	23	27	–	27	–	26	–	5.7	10800	–	1	...	...	...	–	–	–	4	3	–
402	90	–	–	32	13	33	–	31	–	25	–	5.0	8600	–	8	–	4.5	89	–	2	2	9	1	1
403	84	–	–	29	10	31	1	31	–	26	1	5.1	8500	–	3	...	...	...	–	1	1	6	1	–
404	93	1	–	30	19	34	–	33	–	25	–	5.1	10600	–	8	–	4.1	76	–	1	1	7	4	1
405	80	–	–	24	20	32	–	30	–	26	–	4.7	10400	–	4	...	...	...	–	2	2	5	4	–
406	90	–	–	30	16	29	1	29	–	21	1	4.8	9100	–	8	–	4.9	89	–	2	1	2	–	–
407	67	–	–	28	12	25	–	25	–	20	–	5.0	8600	–	5	–	4.4	...	–	2	2	4	4	–
408	59	–	–	17	24	24	–	24	–	21	–	4.5	9500	–	3	...	...	...	–	1	1	5	4	1
409	68	–	–	19	21	28	1	28	–	27	1	4.5	9200	–	1	...	...	...	–	1	1	5	1	–
410	73	–	–	16	38	35	1	35	–	32	–	4.3	8500	–	3	...	...	...	–	–	–	9	2	–
411	86	–	–	20	15	34	–	34	–	32	–	4.5	9800	–	2	...	...	...	–	1	1	5	–	–
412	32	–	–	31	6	12	–	12	–	11	–	4.8	13300	–	1	...	...	...	–	1	1	3	–	–
413	72	–	–	31	1	24	–	24	–	22	–	5.0	15700	–	2	...	...	...	–	2	2	4	–	–
414	36	–	–	31	11	13	–	7	–	6	–	5.0	16700	–	7	–	3.9	101	–	2	2	2	1	–
415	197	–	–	31	4	76	1	20	–	3	...	...	...	–	70	1	4.0	96	–	6	6	10	6	–
416	239	1	–	3	23	178	–	5	19	1	...	...	...	...	166	–	3.7	118	1	–	–	103	6	2
417	62	–	13	32	2	15	–	14	–	13	–	8.4	51700	–	1	...	...	...	–	–	–	1	–	–
15	4030	–	1	26	21	1584	20	1247	134	1050	12	5.3	11200	–	475	8	4.1	115	–	56	56	369	137	32
101#	60	–	–	22	27	27	1	22	–	19	–	5.6	9700	–	8	1	2.6	61	–	–	–	8	7	–
102	70	–	–	21	30	29	3	18	–	19	–	5.4	9300	–	10	3	3.0	86	–	1	1	8	8	–
103	81	–	–	37	14	23	–	23	–	18	–	5.4	9200	–	5	–	5.8	117	–	3	3	2	3	–
104	60	–	–	28	22	25	1	16	–	18	1	5.1	10100	–	7	–	3.4	86	–	–	–	7	2	–
105	58	–	–	24	21	23	1	21	–	13	–	5.4	8900	–	9	1	5.4	75	–	–	–	1	5	2
106#	51	–	–	22	24	24	1	20	–	17	1	5.1	11400	–	6	–	5.0	83	–	–	–	6	3	–
107	87	–	–	31	20	30	–	28	–	23	–	4.8	12300	–	7	–	4.1	77	–	3	3	6	2	–
108	52	–	–	21	35	23	–	23	–	21	–	4.9	10200	–	2	...	...	...	–	1	1	7	3	–
109	40	–	–	3	38	21	1	21	–	19	1	5.0	12100	–	2	...	...	...	–	–	–	6	2	–
110	58	–	–	31	31	22	1	22	–	19	1	4.9	9300	–	2	...	...	...	–	1	1	7	2	–
111	47	–	–	19	28	18	–	18	–	16	–	5.1	10500	–	2	...	...	...	–	–	–	4	1	–
112	128	2	–	16	9	60	–	9	47	8	–	5.5	13600	–	51	–	3.7	192	2	1	1	15	1	2
113	53	–	–	25	17	22	–	22	–	20	–	5.4	10800	–	1	...	...	...	–	–	–	3	4	1
114	98	–	–	36	16	32	1	29	–	21	1	5.2	9600	–	10	–	6.0	94	–	1	1	4	3	–
115	41	–	–	32	17	13	–	8	–	7	–	5.9	17700	–	6	–	4.2	120	–	1	1	2	1	–
116	57	–	–	28	19	22	–	16	–	16	–	5.9	23300	–	5	–	3.8	115	–	–	–	5	–	–
201	55	–	–	22	11	24	–	24	–	19	–	4.7	11700	–	2	...	...	...	–	–	–	2	2	–
202	139	–	–	21	22	58	1	56	–	49	1	5.3	10100	–	8	–	4.6	86	–	3	3	12	4	3
203	87	–	–	24	25	37	2	37	–	30	2	4.9	8100	–	6	–	5.2	117	–	1	1	8	5	–
204	116	–	–	46	10	33	–	32	–	19	–	5.3	9100	–	11	–	4.9	71	–	4	4	3	5	–
206	36	–	–	17	44	16	–	16	–	14	–	5.0	14200	–	2	...	...	...	–	1	1	4	1	–
207	57	–	–	33	12	24	–	20	–	18	–	6.1	12300	–	3	...	...	...	–	–	–	7	1	–
209	92	–	–	28	25	33	–	33	–	29	–	5.2	10000	–	4	...	...	...	–	2	2	8	–	–
210	88	–	–	34	11	27	–	27	–	24	–	5.5	10500	–	3	...	...	...	–	3	3	4	1	–
211	65	–	–	28	17	22	–	21	–	17	–	4.7	9600	–	4	...	...	...	–	2	2	2	2	–
212	71	–	–	37	16	24	–	21	–	17	–	5.7	13000	–	7	–	4.3	72	–	–	–	7	2	–
213	38	–	–	34	11	14	–	10	–	5	–	5.0	9300	–	9	–	4.2	81	–	1	1	2	2	1
214	93	–	–	33	22	35	–	27	–	23	–	5.3	11600	–	10	–	4.1	89	–	2	2	10	2	–
215	58	–	–	40	12	18	–	16	–	16	–	5.4	12800	–	1	...	...	...	–	1	1	4	1	–
216	106	3	41	23	41	17	–	15	–	15	–	5.7	12000	–	2	...	...	...	...	2	2	2	3	1
301	51	–	–	20	31	24	2	21	–	14	–	5.3	11100	–	9	2	3.4	70	–	–	–	7	5	–
302#	60	–	–	17	18	22	–	11	–	14	–	5.4	12500	–	7	–	3.6	81	–	1	1	6	2	1
303	57	–	–	39	16	20	–	20	–	16	–	5.6	11600	–	3	...	...	...	–	1	1	2	5	1
304	47	–	–	19	26	22	–	20	–	13	–	5.6	15100	–	8	–	4.0	101	–	–	–	6	3	2
305	71	–	–	25	18	26	–	24	–	17	–	5.6	12100	–	8	–	5.0	64	–	–	–	3	3	1
306	14	–	–	–	29	10	–	9	–	4	...	...	...	–	4	...	...	...	–	–	–	3	1	–
307	8	–	–	–	88	5	–	5	–	4	...	...	...	–	–	–	–	–	–	...	...	...	...	...
308	25	–	–	16	20	12	–	12	–	8	–	5.3	13100	–	4	...	...	...	–	–	–	3	2	1
310	124	1	–	22	19	62	–	18	44	14	–	5.6	11600	–	39	–	4.0	174	–	1	1	18	3	1
311	68	–	–	29	25	26	1	21	–	21	1	5.6	11800	–	4	...	...	...	–	–	–	4	1	–
312#	102	–	–	33	18	41	–	23	–	19	–	5.5	9900	–	21	–	3.5	152	–	1	1	11	8	–
313#	54	–	–	20	28	24	–	13	–	14	–	5.8	10800	–	9	–	4.2	76	–	1	1	8	–	1
314	69	–	–	36	19	24	–	22	–	20	–	5.9	10500	–	2	...	...	...	–	1	1	4	2	4
315	29	–	–	31	10	10	–	10	–	7	–	6.1	11400	–	2	...	...	...	–	–	–	1	1	1
316	48	–	–	50	13	13	–	13	–	10	–	6.0	10500	–	3	...	...	...	–	2	2	3	–	–
317	22	–	–	36	5	8	–	8	–	5	–	6.0	15300	–	1	...	...	...	–	–	–	–	1	–
318	70	–	–	16	29	28	–	28	–	26	–	5.2	13600	–	2	...	...	...	–	–	–	6	1	1
401	39	–	–	18	21	19	–	15	–	12	–	5.2	7700	–	7	–	4.0	79	–	1	1	9	–	1
402	101	2	–	8	28	59	–	18	37	14	–	4.9	8800	–	44	–	3.4	141	2	–	–	25	2	1
403	30	–	–	23	10	14	–	13	–	9	–	4.9	9300	–	5	–	3.8	89	–	–	–	4	2	–
404#	71	–	–	23	20	27	1	19	–	21	–	5.2	10300	–	6	1	2.5	67	–	–	–	9	–	–
405	82	–	–	39	18	26	–	24	–	19	–	4.7	9400	–	6	–	4.8	88	–	3	3	3	2	–
406	60	–	–	27	22	24	–	19	–	17	–	5.8	12400	–	7	–	5.1	109	–	–	–	7	–	3
407	68	–	–	27	22	25	2	23	–	20	2	5.2	14300	–	5	–	5.0	118	–	1	1	4	2	–
408	29	–	–	7	62	15	–	15	–	14	–	5.4	12300	–	1	...	...	...	–	–	–	4	1	–
409	91	–	–	33	17	34	–	24	–	21	–	5.5	12400	–	13	–	4.0	83	–	2	2	12	1	–
410	54	–	–	24	26	20	1	18	–	17	1	6.0	13200	–	2	...	...	...	–	–	–	4	–	–
411	51	–	–	31	31	25	–	17	–	13	–	5.8	11200	–	8	–	4.0	76	–	1	1	9	1	–
412	54	–	–	15	26	22	–	22	–	16	–	5.2	12400	–	5	–	5.0	104	–	–	–	1	–	2
413	53	–	–	13	25	20	–	18	–	14	–	5.0	8200	–	5	–	5.0	138	–	2	2	2	1	–
414	65	–	11	15	19	34	–	14	6	16	–	4.8	8100	–	17	–	2.6	96	–	1	1	17	1	–
415	84	–	–	31	12	30	–	30	–	22	–	4.5	9200	–	7	–	4.4	84	–	2	2	2	6	1
417	27	–	–	26	30	12	–	8	–	9	–	4.7	9700	–	3	...	...	...	–	1	1	5	2	–
422	10	–	–	10	20	5	–	1	–	1	...	...	...	–	3	...	...	...	–	...	...	...	...	...
16	2905	1	–	33	17	973	6	928	–	856	6	6.4	23800	1	94	–	4.7	139	–	15	15	144	55	19
101	39	–	–	36	18	12	–	12	–	11	–	7.4	36100	–	1	...	...	...	–	–	–	2	–	–
102	57	–	–	40	12	17	–	17	–	17	–	8.1	46000	–	–	–	–	–	–	–	–	3	–	–
103	148	–	–	41	17	46	–	46	–	42	–	6.4	25500	–	3	...	...	...	–	1	1	5	–	–
104	128	–	–	38	14	38	–	38	–	38	–	6.2	21100	–	–	–	–	–	–	–	–	4	5	2

[Data exclude vacant seasonal and vacant migratory housing units. For minimum base for derived figures (percent, average, etc.) and meaning of symbols, see text]

Blocks Within Census Tracts	Percent of total population				Year-round housing units				Occupied housing units											
							Units in—		Owner					Renter				1.01 or more persons per room				
	Total population	Negro	In group quarters	Under 18 years	62 years and over	Total	Lacking some or all plumbing facilities	One-unit structures	Structures of 10 or more units	Total	Lacking some or all plumbing facilities	Average number of rooms	Average value (dollars)	Percent Negro	Total	Lacking some or all plumbing facilities	Average number of rooms	Average contract rent (dollars)	Percent Negro	Total	With all plumbing facilities	One-person households	With female head of family	With roomers, boarders, or lodgers
105	38	–	–	13	16	18	–	18	–	17	–	5.5	22300	–	1	...	...	...	–	–	–	2	2	–
106	54	–	–	20	32	22	–	22	–	19	–	6.1	29800	–	2	...	...	...	–	–	–	1	2	–
107	107	–	–	38	10	29	–	29	–	28	–	6.6	35900	–	1	...	...	...	–	–	–	–	1	1
108	92	–	–	29	7	30	–	30	–	26	–	6.7	33000	–	3	...	...	...	–	1	1	2	–	1
109	4	...	...	...	...	1	...	...	...	...	...	...	...	...	...	...	...	...	...	...	...	...	...	...
201	83	–	–	23	28	35	–	35	–	33	–	5.3	16900	–	1	...	...	...	–	1	1	6	2	–
202	44	–	–	2	55	23	–	23	–	22	–	5.1	14700	–	1	...	...	...	–	–	–	4	1	2
204	83	–	–	28	19	28	–	28	–	26	–	6.0	17600	–	2	...	...	...	–	–	–	5	1	–
205	17	–	–	18	29	7	–	7	–	6	–	6.0	14800	–	1	...	...	...	–	–	–	2	–	1
206	54	–	–	32	22	18	1	18	–	18	1	5.7	14800	–	–	–	–	–	–	–	–	1	2	–
207	97	–	–	44	6	27	–	27	–	23	–	6.2	16500	–	3	...	...	...	–	–	–	2	2	–
208	33	–	–	12	27	18	–	18	–	12	–	5.2	16700	–	5	–	4.4	...	–	–	–	6	–	–
209	91	–	–	23	25	32	–	32	–	30	–	6.0	18700	–	2	...	...	...	–	1	1	5	1	–
210	135	–	–	42	12	40	1	35	–	32	1	6.7	18800	–	7	–	2.7	135	–	1	1	6	2	2
211	117	–	–	30	23	40	–	38	–	38	–	6.1	17200	–	2	...	...	...	–	–	–	7	3	–
212	107	–	–	33	18	37	–	37	–	35	–	6.3	18600	–	2	...	...	...	–	–	–	6	3	–
302	166	–	–	36	8	51	–	51	–	49	–	6.1	21200	–	2	...	...	...	–	–	–	5	2	–
303	93	–	–	39	8	26	–	26	–	26	–	6.7	24700	–	–	–	–	–	–	1	1	2	–	–
305	85	–	–	41	11	23	–	23	–	22	–	6.5	19900	–	1	...	...	...	–	1	1	2	–	–
306	101	–	–	49	6	25	–	25	–	24	–	7.0	22300	–	1	...	...	...	–	1	1	4	1	–
307	144	1	–	41	16	44	3	44	–	41	3	7.0	26700	–	1	...	...	...	...	1	1	6	4	1
308	129	–	–	36	17	38	–	38	–	36	–	6.6	26800	–	–	–	–	–	–	–	–	–	5	–
309	54	–	–	43	7	17	–	17	–	15	–	8.0	35300	–	–	–	–	–	–	–	–	2	1	–
310	62	–	–	32	15	16	–	16	–	16	–	7.0	35000	–	–	–	–	–	–	–	–	–	1	–
311	53	–	–	36	13	15	–	15	–	15	–	7.1	40300	–	–	–	–	–	–	1	1	3	–	–
312	39	–	–	33	15	11	–	11	–	9	–	8.1	41900	–	2	...	...	...	–	–	–	–	–	–
313	69	–	–	35	17	25	–	22	–	21	–	8.0	44900	–	2	...	...	...	–	–	–	7	2	1
401	84	–	–	25	29	45	–	18	–	13	–	8.4	50400	–	30	–	4.0	131	–	1	1	24	3	–
402	42	–	–	19	29	18	–	18	–	13	–	6.0	16800	–	5	–	5.0	143	–	–	–	4	1	1
403	60	–	–	18	27	24	–	24	–	23	–	5.6	17400	–	–	–	–	–	–	1	1	3	3	1
404	70	–	–	13	23	29	–	29	–	28	–	5.5	13500	–	1	...	...	...	–	–	–	6	4	1
405	46	13	–	28	9	19	1	15	–	12	1	5.5	12800	17	5	–	3.2	101	–	1	1	3	1	2
406	4	...	...	...	...	1	...	...	...	...	...	...	...	...	...	...	...	...	...	...	...	...	...	...
407	16	–	–	13	31	7	–	5	–	5	–	5.2	...	–	1	...	...	...	–	–	–	2	–	–
408	31	36	–	23	13	9	–	9	–	8	–	5.1	8700	38	1	...	...	...	...	1	1	–	–	2
409	29	14	–	31	7	12	–	10	–	5	–	5.4	13000	20	5	–	5.2	119	–	1	1	2	–	1
17	2057	39	2	34	17	893	109	348	59	261	8	6.0	9200	25	487	86	3.7	75	25	74	67	265	92	60
101#	35	–	29	17	20	29	9	4	19	2	...	...	...	–	13	2	2.5	82	–	1	1	7	1	–
102	–	–	–	–	–	1	...	...	...	...	...	...	...	–	...	...	...	...	–	...	...	...	...	...
103#	34	32	–	29	18	10	–	4	–	3	...	...	...	...	6	–	3.8	83	17	3	3	1	2	3
104	14	–	–	–	29	10	–	2	–	–	–	–	–	–	9	–	3.4	66	–	–	–	4	–	2
106	11	100	–	82	–	1	...	...	...	...	...	...	...	...	...	...	...	...	...	...	...	...	...	...
109#	53	6	–	15	23	40	4	9	–	5	–	5.8	...	–	22	4	3.4	64	5	1	1	10	1	3
110#	81	1	–	20	20	41	1	20	–	17	–	5.9	11800	6	18	1	4.8	103	–	–	–	15	1	2
111	50	–	–	28	26	25	–	17	–	17	–	6.2	11200	–	4	...	...	...	–	2	2	6	1	–
112	80	5	–	43	14	25	–	24	–	19	–	6.5	15600	5	4	...	...	...	...	–	–	3	3	–
113	63	–	–	21	19	38	–	16	1	9	–	6.0	9800	–	21	–	4.3	96	–	–	–	12	4	1
114	1	...	...	...	...	1	...	...	...	...	...	...	...	...	...	...	...	...	...	...	...	...	...	...
201	11	–	–	27	27	4	...	...	...	...	...	...	...	–	...	...	...	...	–	...	...	...	...	...
202	160	47	–	50	10	60	4	28	10	17	–	5.3	5600	12	32	2	4.0	76	41	10	9	10	14	4
203	–	–	–	–	–	1	...	...	...	...	...	...	...	–	...	...	...	...	–	...	...	...	...	...
206	25	24	–	20	24	14	1	4	–	3	...	...	...	...	8	–	3.9	69	13	–	–	5	–	–
207	82	48	–	39	17	34	4	22	–	16	2	6.4	12200	25	16	2	4.4	53	31	1	1	13	7	1
208	104	72	–	45	7	37	1	20	–	13	1	5.6	6400	54	22	–	3.9	80	50	7	7	14	4	4
209	177	74	–	40	12	56	7	27	–	26	–	5.9	7200	73	25	7	3.9	64	68	7	6	10	7	6
210	76	83	–	49	11	19	2	11	–	9	1	5.9	7500	56	9	1	4.7	65	78	5	5	2	4	3
211	98	77	–	51	4	37	3	12	–	5	–	7.2	...	40	25	3	4.0	65	76	6	5	10	7	–
212	83	70	–	47	8	26	2	10	–	8	–	6.5	7600	38	15	2	4.3	78	80	5	5	3	5	2
213	62	29	11	29	7	17	–	7	–	5	–	6.0	...	40	12	–	4.3	93	17	1	1	2	–	2
214	80	41	–	43	16	32	3	13	–	7	–	4.6	6700	14	21	3	3.7	69	19	4	4	10	3	2
215	81	63	–	51	12	22	1	14	–	9	–	6.8	6800	33	12	1	4.8	60	50	5	5	7	5	2
216	52	17	–	21	19	29	3	4	1	5	–	6.0	...	20	19	3	3.5	74	5	–	–	11	–	2
217	123	33	–	33	20	49	11	17	–	14	–	5.9	6900	–	31	11	3.9	72	26	5	2	15	2	5
301	56	13	–	20	21	35	1	9	–	8	–	4.8	...	13	20	1	3.4	92	5	1	1	13	4	2
302	91	57	–	43	14	35	9	15	–	14	–	6.5	6400	50	18	8	2.7	63	11	3	3	13	7	1
303	75	11	–	13	31	51	–	12	28	8	–	6.8	10900	13	24	–	3.3	89	4	3	3	16	3	5
304	45	7	–	18	27	33	15	7	–	5	1	4.6	...	–	21	12	2.4	71	5	2	1	14	1	–
305	71	6	25	3	37	38	9	2	–	3	...	...	...	...	31	7	2.8	75	3	1	1	20	2	5
306	1	...	...	...	...	2	...	...	...	...	...	...	...	...	...	...	...	...	...	...	...	...	...	...
307	20	–	35	5	30	10	3	1	–	1	...	...	...	–	6	2	3.0	93	–	–	–	2	–	–
308#	25	12	–	4	36	21	13	–	–	2	...	...	...	...	18	13	2.8	67	17	–	–	15	–	1
309	–	–	–	–	–	1	...	...	...	...	...	...	...	–	...	...	...	...	–	...	...	...	...	...
312	37	81	–	22	32	9	3	8	–	7	2	6.3	7300	71	2	...	...	...	...	–	–	–	4	2
18	509	8	17	14	39	280	71	37	126	29	2	5.6	24600	3	232	67	2.4	78	6	5	1	181	9	4
101	1	...	...	...	...	1	...	...	...	...	...	...	...	...	...	...	...	...	...	...	...	...	...	...
102	47	–	–	45	2	13	–	13	–	9	–	5.9	22900	–	3	...	...	...	–	–	–	1	–	–
103	4	...	...	...	...	4	...	...	...	...	...	...	...	...	...	...	...	...	...	...	...	...	...	...
104	60	–	–	27	7	26	3	7	1	4	...	...	...	–	21	2	4.4	76	–	1	–	6	2	2
105	11	–	–	64	–	2	...	...	...	...	...	...	...	–	...	...	...	...	–	...	...	...	...	...
106	11	–	–	–	27	7	–	–	–	–	–	–	–	–	7	–	3.6	76	–	–	–	4	–	–
107	2	...	...	...	...	1	...	...	...	...	...	...	...	...	...	...	...	...	...	...	...	...	...	...
109	33	–	–	9	36	28	7	1	26	–	–	–	–	–	28	7	1.5	124	–	–	–	26	–	–
110	18	–	–	28	6	5	–	4	–	4	...	...	...	–	1	...	...	...	–	–	–	–	–	–
111	3	...	...	...	...	2	...	...	...	...	...	...	...	...	...	...	...	...	...	...	...	...	...	...
113	4	...	...	...	...	2	...	...	...	...	...	...	...	...	...	...	...	...	...	...	...	...	...	...
117	5	–	–	–	60	3	...	...	...	...	...	...	...	...	...	...	...	...	...	...	...	...	...	...
120	11	–	–	–	36	7	–	–	–	–	–	–	–	–	7	–	3.9	104	–	–	–	3	–	–

[Data exclude vacant seasonal and vacant migratory housing units. For minimum base for derived figures (percent, average, etc.) and meaning of symbols, see text]

Blocks Within Census Tracts	Total population	Percent of total population				Year-round housing units				Occupied housing units												
								Units in—		Owner					Renter					1.01 or more persons per room				
		Negro	In group quarters	Under 18 years	62 years and over	Total	Lacking some or all plumbing facilities	One-unit structures	Structures of 10 or more units	Total	Lacking some or all plumbing facilities	Average number of rooms	Average value (dollars)	Percent Negro	Total	Lacking some or all plumbing facilities	Average number of rooms	Average contract rent (dollars)	Percent Negro	Total	With all plumbing facilities	One-person households	With female head of family	With roomers, boarders, or lodgers
121	46	–	11	–	72	41	25	–	37	–	–	–	–	–	41	25	1.1	78	–	–	–	41	–	–
126	37	–	3	–	81	47	5	–	47	–	–	–	–	–	36	5	1.3	50	–	–	–	36	–	–
128	2	...	...	...	...	1	...	...	...	...	...	...	...	...	...	...	...	...	...	...	...	...	...	...
201	88	3	78	–	84	18	2	1	–	2	...	...	...	...	15	1	2.9	72	–	–	–	15	1	–
202	9	–	–	–	22	7	–	2	–	1	...	...	...	–	5	–	3.0	91	–	–	–	3	1	–
210	12	50	100	–	–	–	–	–	–	–	–	–	–	–	–	–	–	–	–	–	–	–	–	–
212	35	–	–	6	23	27	–	2	–	4	...	...	...	–	20	–	3.0	90	–	–	–	16	1	–
218	3	...	...	...	...	2	...	...	...	...	...	...	...	...	...	...	...	...	...	...	...	...	...	...
219#	20	10	–	15	30	17	14	–	14	–	–	–	–	–	16	14	1.3	64	13	–	–	15	–	–
222	47	53	–	30	21	19	8	2	–	2	...	...	...	...	17	7	3.6	78	53	3	1	6	4	2
19	3086	38	1	29	19	1364	73	626	137	544	12	6.1	8700	32	707	48	3.6	78	20	77	71	526	156	57
101	47	–	–	9	26	26	2	7	–	5	–	6.2	...	–	20	2	3.2	93	–	1	1	13	1	5
102	133	21	–	32	22	68	–	21	15	17	–	5.6	8500	6	45	–	3.9	82	13	4	4	36	7	2
103	58	22	–	33	21	24	–	16	–	13	–	6.6	6900	8	10	–	4.8	77	30	–	–	8	3	2
104	37	46	–	30	11	14	–	10	–	11	–	6.9	8400	27	3	...	...	...	...	1	1	4	–	1
105	96	14	–	33	9	39	1	13	–	12	–	5.3	7100	17	26	1	3.7	86	4	4	4	13	3	1
106	47	36	–	43	9	16	–	9	–	7	–	5.6	7000	43	9	–	4.4	91	11	2	2	4	3	–
107	150	81	–	47	13	41	2	27	–	26	1	5.7	6700	62	11	1	5.4	75	82	7	7	8	9	5
108	81	49	–	35	19	35	–	15	–	13	–	6.2	8400	39	20	–	4.1	82	15	1	1	12	7	–
109	142	30	10	26	27	56	1	34	–	35	–	6.9	9000	26	14	–	2.9	95	–	2	2	16	6	2
110	258	59	–	40	13	90	5	64	–	49	1	6.2	7700	45	30	2	4.5	76	47	8	7	18	15	2
201	247	13	–	24	17	129	6	46	–	37	2	6.5	10700	19	73	4	3.6	78	7	1	1	51	11	10
202	99	37	–	26	21	54	3	16	–	10	–	6.8	14000	30	41	3	3.6	78	24	1	1	24	7	1
203	29	–	–	7	14	21	4	2	–	3	...	...	...	–	15	2	3.5	69	–	–	–	9	1	1
204	115	4	–	–	46	111	6	5	82	2	...	...	...	...	99	6	2.2	67	4	2	2	87	1	1
205	257	5	–	11	28	184	18	19	37	21	1	5.4	10600	10	139	13	3.2	87	1	5	3	102	7	9
206	67	45	–	19	10	34	2	6	1	4	...	...	...	...	26	1	3.3	74	42	3	3	10	2	1
207	202	76	4	37	11	70	9	30	2	26	–	6.3	7800	65	34	5	3.7	69	71	6	6	19	5	3
208	83	60	–	21	23	41	1	28	–	22	–	5.7	8600	64	15	1	4.5	60	73	2	1	12	10	2
301#	310	60	–	32	20	98	6	80	–	73	2	6.1	8800	48	25	4	4.5	63	76	10	8	23	29	4
302	53	25	–	28	28	19	2	17	–	15	1	5.3	10900	7	4	...	...	...	...	1	1	6	4	–
303	50	8	–	26	26	23	–	18	–	17	–	6.1	8900	6	5	–	4.2	73	–	1	1	8	1	–
304	139	9	–	35	13	45	1	34	–	28	1	6.3	9300	11	17	–	5.4	86	–	4	4	14	7	1
305	152	42	–	40	21	45	–	41	–	41	–	6.1	9400	22	4	...	...	...	...	5	5	8	6	1
306#	166	45	–	32	14	59	1	48	–	43	–	5.7	8200	26	15	1	5.6	86	53	3	3	17	6	3
307#	68	59	–	43	9	22	3	20	–	14	1	5.8	7500	50	7	1	4.7	66	43	3	3	4	5	–
20	3004	59	1	32	24	1413	68	600	260	429	17	6.3	8200	36	711	36	4.0	59	51	85	82	455	208	73
101	55	2	–	11	31	45	5	5	1	5	1	6.4	...	–	33	2	3.4	93	3	–	–	30	2	2
102	43	5	–	2	30	25	6	8	–	7	–	6.3	...	–	13	5	4.2	71	8	2	–	8	–	3
103	74	16	–	28	22	38	2	15	–	11	–	6.3	13000	–	21	–	3.7	80	10	2	2	14	3	4
104	26	–	–	27	12	19	4	5	–	7	–	6.3	...	–	4	...	...	...	–	–	–	5	2	1
105	46	20	–	26	20	17	1	10	1	5	1	5.8	...	–	12	–	5.2	85	17	2	2	5	3	4
106	439	72	–	40	37	215	1	28	131	–	–	–	–	–	203	1	3.6	46	53	10	10	116	49	2
107	96	100	–	66	3	22	–	3	–	–	–	–	–	–	20	–	5.3	60	100	5	5	2	14	–
108#	48	81	–	42	31	12	1	2	–	4	...	...	...	...	7	1	5.7	64	100	2	2	2	2	4
109	73	95	–	30	14	25	6	12	–	5	1	6.0	...	100	17	5	5.1	51	88	4	3	7	1	3
201#	57	19	–	–	100	179	2	3	127	–	–	–	–	–	55	1	2.1	38	18	–	–	53	–	1
207#	140	58	–	46	20	50	5	36	–	21	4	5.5	5500	–	23	–	5.3	58	70	6	6	9	19	4
208#	57	32	–	11	42	37	8	19	–	14	–	7.4	7800	7	18	6	3.4	43	50	–	–	16	3	1
209#	82	65	–	24	27	31	1	19	–	15	–	6.2	8200	33	11	–	5.2	64	82	3	3	4	5	3
210	42	76	–	24	21	17	2	13	–	7	–	5.1	4600	57	10	2	4.7	53	80	1	1	5	4	2
211#	34	88	18	35	9	15	–	8	–	4	...	...	...	...	6	–	3.2	68	83	1	1	4	2	–
212	36	72	22	14	39	16	–	7	–	5	–	5.6	...	40	9	–	4.2	61	89	1	1	7	2	–
301#	85	72	–	32	22	34	–	16	–	13	–	6.2	7600	62	20	–	4.0	68	60	3	3	12	7	4
302	107	63	–	25	22	43	1	29	–	21	1	6.1	7600	38	20	–	4.2	69	85	1	1	12	9	7
303	51	28	–	28	24	20	–	18	–	10	–	5.6	5500	10	9	–	5.6	71	33	–	–	9	3	–
304	91	30	–	44	13	30	1	21	–	14	–	6.6	7300	14	15	1	5.2	65	40	4	4	12	3	–
305	119	54	7	35	9	36	1	26	–	25	1	7.3	8000	36	7	–	4.6	69	57	2	2	7	4	1
306	127	61	–	37	17	34	1	33	–	26	1	6.4	6800	42	5	–	7.2	...	60	4	4	2	5	2
307	73	36	–	32	34	34	1	20	–	11	–	5.9	6500	18	18	1	4.6	53	22	2	2	10	5	1
308	82	44	–	32	20	36	3	25	–	13	–	6.6	6600	31	16	2	4.8	56	31	3	3	7	4	2
309	94	32	–	22	20	53	4	25	–	18	–	6.8	9600	22	21	4	3.3	89	14	3	3	14	4	2
310	93	65	9	34	18	42	1	17	–	13	–	7.1	12400	23	22	1	3.7	80	73	3	3	14	4	–
311	56	70	–	20	21	27	2	14	–	14	–	6.1	7200	50	12	2	4.0	90	92	–	–	8	7	3
312#	93	81	–	24	31	32	–	17	–	20	–	6.2	10900	70	12	–	4.1	67	33	3	3	12	1	1
401	56	59	–	21	18	31	–	13	–	12	–	5.3	7900	33	11	–	3.8	62	55	2	2	7	2	3
402	51	75	–	28	22	27	–	9	–	12	–	6.0	7400	42	11	–	3.5	66	91	2	2	13	4	2
403#	55	100	–	49	13	19	1	9	–	8	–	7.4	13200	100	5	1	4.8	63	100	2	2	1	5	1
404	70	93	–	37	24	23	1	19	–	16	1	6.1	8700	81	4	...	...	...	...	2	2	3	1	3
405	58	71	–	26	17	24	–	16	–	14	–	6.9	7200	64	6	–	4.2	63	83	1	1	2	8	1
406	87	71	–	48	14	29	1	20	–	17	1	6.7	9700	53	6	–	4.5	72	100	1	1	1	8	–
407	88	49	–	34	15	29	–	19	–	16	–	6.8	7200	13	11	–	3.5	65	82	4	4	8	5	3
408	64	42	–	34	19	17	1	16	–	8	–	7.3	8800	50	9	1	5.9	71	33	4	4	4	2	3
409	12	17	–	8	33	5	–	5	–	3	...	...	...	...	2	...	...	...	...	–	–	–	1	–
410	35	69	–	20	23	19	5	16	–	13	5	5.4	6700	54	6	–	4.3	58	83	–	–	10	3	–
411	9	67	–	–	33	6	–	4	–	2	...	...	...	...	1	...	...	...	...	...	...	...	...	...
21	3462	73	1	34	18	1198	56	959	–	796	35	6.0	7800	58	288	16	5.1	66	76	91	87	225	185	82
101	154	64	–	31	20	54	4	40	–	38	4	6.7	7600	50	14	–	5.4	87	50	1	1	18	1	5
102	176	86	–	42	15	52	2	41	–	38	1	6.6	7900	63	11	1	5.9	81	91	4	3	11	8	1
103	59	81	–	20	15	25	1	18	–	17	1	6.1	8600	71	4	...	...	...	...	1	1	3	1	1
104	112	92	–	46	14	30	–	25	–	20	–	6.2	8200	80	10	–	5.7	62	100	4	4	2	11	5
105	100	92	–	38	14	31	–	25	–	19	–	6.5	7400	79	9	–	5.9	59	89	3	3	4	7	4
106	68	100	–	35	15	24	2	17	–	11	2	5.2	7000	100	10	–	4.8	59	100	3	3	4	3	1
107	34	97	–	41	18	11	–	10	–	4	...	...	...	...	6	–	6.2	62	100	1	1	3	4	1
108	28	89	–	21	21	13	–	11	–	6	–	6.3	9700	50	6	–	5.7	57	100	–	–	4	1	2
109	62	87	–	27	15	26	2	15	–	11	2	5.6	9000	82	11	–	4.9	60	91	3	3	5	6	5
110	37	100	–	54	30	15	2	6	–	4	...	...	...	...	8	2	4.6	49	100	2	2	5	4	2

[Data exclude vacant seasonal and vacant migratory housing units. For minimum base for derived figures (percent, average, etc.) and meaning of symbols, see text]

Blocks Within Census Tracts	Total population	Percent of total population: Negro	Percent of total population: In group quarters	Percent of total population: Under 18 years	Percent of total population: 62 years and over	Year-round housing units: Total	Year-round housing units: Lacking some or all plumbing facilities	Year-round housing units: Units in—: One-unit structures	Year-round housing units: Units in—: Structures of 10 or more units	Occupied housing units: Owner: Total	Owner: Lacking some or all plumbing facilities	Owner: Average number of rooms	Owner: Average value (dollars)	Owner: Percent Negro	Occupied housing units: Renter: Total	Renter: Lacking some or all plumbing facilities	Renter: Average number of rooms	Renter: Average contract rent (dollars)	Renter: Percent Negro	1.01 or more persons per room: Total	1.01 or more persons per room: With all plumbing facilities	One-person households	With female head of family	With roomers, boarders, or lodgers
111	21	100	–	5	71	11	2	4	–	4	...	...	...	...	7	1	4.9	55	100	–	–	4	2	1
112	16	100	–	56	–	3	...	...	...	...	...	...	...	...	...	...	...	...	...	...	...	...	...	...
202	33	91	–	52	15	11	1	6	–	3	...	...	...	...	4	...	...	...	...	2	2	1	2	–
203	41	81	–	29	29	12	–	8	–	7	–	5.7	7700	57	3	...	...	...	...	3	3	1	2	–
204	22	100	23	23	27	7	–	6	–	6	–	6.0	7000	100	–	–	–	–	–	–	–	3	–	–
205	38	97	–	37	26	17	3	14	–	11	3	6.1	7900	91	2	...	...	...	...	1	1	6	3	1
207	28	71	–	43	18	7	–	7	–	5	–	6.0	6200	80	2	...	...	...	...	1	1	2	–	–
208	19	58	–	37	–	6	–	6	–	4	...	...	...	...	2	...	...	...	...	–	–	–	2	1
209	9	78	–	11	33	4	...	...	...	...	...	...	...	...	...	...	...	...	...	...	...	...	...	...
210	9	100	–	–	22	3	...	...	...	...	...	...	...	...	...	...	...	...	...	...	...	...	...	...
211	32	53	–	38	19	9	1	7	–	8	1	6.8	7000	50	–	–	–	–	–	1	1	–	2	–
212	25	100	–	40	8	6	–	5	–	5	–	7.0	...	100	1	...	...	...	...	1	1	–	–	2
213	18	100	–	22	17	7	1	7	–	4	...	...	...	...	2	...	...	...	...	–	–	1	2	–
214	14	86	–	50	21	5	1	5	–	4	...	...	...	...	1	...	...	...	...	1	1	3	–	–
215	31	94	–	48	10	9	–	9	–	7	–	7.0	6600	86	1	...	...	...	...	1	1	–	5	1
216	12	92	–	58	8	4	...	...	...	...	...	...	...	...	...	...	...	...	...	...	...	...	...	...
217	53	85	–	43	9	12	–	9	–	6	–	6.0	7700	83	6	–	7.3	...	83	2	2	2	5	4
301	33	55	–	15	27	20	–	18	–	13	–	5.6	5700	39	5	–	5.0	49	80	–	–	9	3	1
302	64	86	–	42	11	22	1	18	–	13	1	6.0	7300	85	6	–	4.8	62	83	1	1	5	5	2
303	72	86	14	36	13	22	2	18	–	15	–	5.9	6000	73	5	1	3.0	61	100	3	3	3	4	1
304#	51	98	–	29	18	16	2	11	–	9	–	5.7	6800	89	7	2	4.1	63	100	1	1	3	2	2
305	36	97	–	36	33	14	–	13	–	9	–	4.9	7300	89	5	–	5.2	...	100	2	2	3	2	1
306	35	94	–	20	29	18	1	11	–	9	1	6.3	5400	78	5	–	5.8	...	100	–	–	4	2	3
307	63	92	–	32	22	25	3	16	–	11	–	5.6	8000	82	11	3	4.6	68	100	2	2	6	3	2
308	41	93	–	27	22	19	6	16	–	13	2	6.0	6900	92	3	...	...	...	...	–	–	3	4	–
309	97	98	–	42	14	33	4	23	–	14	1	6.6	9900	93	11	3	4.7	67	100	6	5	2	7	3
312	36	97	–	33	19	11	–	11	–	11	–	5.6	7900	91	–	–	–	–	–	1	1	1	2	1
313	8	63	–	–	38	4	...	...	...	...	...	...	...	...	...	...	...	...	...	...	...	...	...	...
314	1	...	...	...	...	1	...	...	...	...	...	...	...	...	...	...	...	...	...	...	...	...	...	...
315	33	100	–	39	9	10	1	8	–	9	1	5.2	4900	100	–	–	–	–	–	1	1	–	4	–
316	11	100	–	36	36	5	–	5	–	4	...	...	...	...	1	...	...	...	...	–	–	3	2	–
317	39	64	–	33	15	14	–	12	–	10	–	5.9	9700	50	2	...	...	...	...	–	–	1	1	–
318	50	70	–	44	14	13	–	13	–	11	–	5.7	9400	64	1	...	...	...	...	2	2	2	1	–
319	45	67	–	53	4	11	–	9	–	6	–	5.8	7200	67	4	...	...	...	...	4	4	2	1	1
401	11	–	–	9	27	4	...	...	...	...	...	...	...	–	...	...	...	...	–	...	...	...	...	...
402	20	50	–	40	10	7	–	5	–	4	...	...	...	...	3	...	...	...	...	–	–	2	2	–
405#	58	81	–	31	5	18	4	10	–	7	2	4.7	7700	43	10	1	4.2	78	90	2	2	3	2	1
406	36	83	–	44	22	12	–	12	–	10	–	6.1	8400	50	1	...	...	...	...	2	2	4	1	–
407	25	84	–	44	16	8	–	8	–	7	–	5.3	11100	71	–	–	–	–	–	1	1	–	1	–
408	62	47	–	29	7	23	–	14	–	12	–	5.9	8500	50	8	–	5.4	99	25	1	1	2	–	4
409	40	78	–	33	23	16	–	13	–	9	–	5.0	7800	44	5	–	5.0	69	100	1	1	4	3	1
410	45	56	–	29	36	23	–	20	–	16	–	6.0	7200	31	4	...	...	...	...	–	–	8	2	–
411	71	30	–	27	32	28	–	27	–	24	–	5.8	7400	25	3	...	...	...	...	1	1	6	4	1
412	84	56	–	27	18	29	–	25	–	24	–	5.1	9400	54	5	–	4.8	85	20	2	2	6	2	1
413	49	80	–	45	18	14	–	8	–	9	–	5.9	8800	67	3	...	...	...	...	2	2	2	2	2
414	45	78	–	58	2	12	–	6	–	5	–	6.0	10500	80	5	–	4.2	...	20	2	2	2	–	–
416	60	22	–	13	30	28	–	26	–	23	–	4.6	8000	13	4	...	...	...	...	–	–	5	2	–
501	78	14	–	24	14	29	–	23	–	22	–	6.0	10000	18	4	...	...	...	...	1	1	2	2	–
502	64	33	–	8	28	28	1	26	–	24	1	6.1	8200	25	2	...	...	...	...	–	–	6	8	1
503	46	7	15	11	24	19	–	13	–	15	–	6.2	7500	7	3	...	...	...	...	–	–	4	5	–
504	45	18	–	16	22	19	1	19	–	17	1	6.4	7800	18	1	...	...	...	...	1	1	6	1	1
505	71	66	–	31	18	26	–	24	–	18	–	5.4	6400	50	4	...	...	...	...	4	4	4	2	–
506	110	86	–	42	9	28	2	26	–	19	2	6.9	6700	74	4	...	...	...	...	4	3	2	5	2
507	54	57	–	28	13	23	1	17	–	13	1	6.6	10500	31	6	–	5.5	76	67	1	–	6	1	2
509	85	62	–	39	18	29	–	27	–	22	–	5.8	8100	50	1	...	...	...	...	2	2	3	6	1
510#	144	74	–	33	21	48	–	40	–	34	–	6.6	7800	56	12	–	4.6	53	67	1	1	8	9	8
511	57	44	–	33	23	17	–	15	–	16	–	6.6	7500	31	1	...	...	...	...	2	2	5	2	1
512	74	32	–	28	23	18	–	14	–	15	–	6.7	7000	27	3	...	...	...	...	1	1	–	3	–
513	62	73	–	32	24	20	2	17	–	15	1	6.6	9700	60	5	1	5.0	...	60	–	–	3	3	1
22	3865	8	1	28	19	1356	63	1061	–	1021	38	5.7	8400	6	269	22	4.7	64	8	79	78	262	137	23
101#	28	61	–	32	29	13	4	11	–	7	2	5.6	4100	29	5	2	4.8	51	40	–	–	5	3	–
102	85	12	–	13	25	35	2	21	–	27	1	6.5	9100	11	5	1	3.8	55	20	1	1	8	7	–
103	82	6	–	31	22	30	2	21	–	21	2	7.0	7400	5	8	–	4.0	64	–	2	2	9	4	–
104	73	16	–	30	16	24	–	17	–	16	–	5.6	7100	13	8	–	5.3	91	–	1	1	4	2	–
105#	82	7	–	35	13	26	–	22	–	18	–	6.5	6400	11	7	–	4.6	53	–	2	2	5	1	1
106#	20	25	–	10	40	14	4	6	–	3	...	...	...	...	9	4	2.4	48	–	–	–	8	–	–
107	105	15	11	40	12	33	2	18	–	20	–	5.8	6700	10	12	2	4.8	68	17	5	5	10	3	–
108	65	26	–	37	14	17	–	15	–	12	–	6.3	9700	33	5	–	5.8	71	–	–	–	2	1	2
109	5	40	–	20	20	2	...	...	...	...	...	...	...	...	...	...	...	...	...	...	...	...	...	...	...
110#	36	19	–	28	25	16	1	10	–	9	1	5.9	6200	11	5	–	4.8	65	20	1	1	3	3	–
111	66	8	–	21	14	25	2	8	–	13	1	5.8	7900	8	10	–	3.9	64	–	1	1	2	2	1
112#	84	12	–	33	18	28	2	22	–	21	1	5.7	6700	–	5	1	5.2	51	20	3	3	4	5	–
113	86	–	–	16	35	35	2	26	–	26	1	5.9	6000	–	6	1	5.2	35	–	2	2	5	4	–
114#	85	4	–	29	22	32	1	26	–	26	1	6.3	7400	4	5	–	4.2	57	–	–	–	7	5	2
115	32	–	–	19	31	13	1	11	–	11	–	6.1	7200	–	1	...	...	...	–	–	–	1	2	–
116	23	–	–	26	26	5	–	5	–	5	–	6.4	7700	–	–	–	–	–	–	1	1	–	–	–
201	78	–	–	35	12	25	1	16	–	15	1	6.2	6700	–	9	–	4.3	63	–	2	2	6	3	–
202	62	–	–	27	8	22	–	17	–	17	–	5.2	8800	–	4	...	...	...	–	1	1	4	1	1
203	97	–	–	33	16	27	–	18	–	22	–	6.5	8100	–	4	...	...	...	–	3	3	2	4	–
206	93	–	–	30	13	32	2	28	–	27	2	5.7	7400	–	4	...	...	...	–	–	–	7	1	1
208	89	8	–	28	17	30	–	29	–	26	–	5.7	10000	4	–	–	–	–	–	1	1	2	5	–
209	81	–	–	22	15	31	3	18	–	19	–	5.6	9000	–	11	3	4.8	64	–	1	1	5	5	1
210	45	–	–	31	16	14	–	14	–	13	–	5.2	9400	–	–	–	–	–	–	2	2	4	–	–
211	78	–	–	19	18	28	–	22	–	24	–	5.0	10000	–	3	...	...	...	–	2	2	4	–	–
212	73	3	–	27	23	29	–	24	–	20	–	5.1	10400	5	6	–	6.0	...	–	2	2	5	4	–
213	60	–	–	22	22	24	–	23	–	20	–	4.8	10300	–	1	...	...	...	–	3	3	1	3	–
214	62	27	–	36	13	18	–	17	–	14	–	5.3	8300	21	3	...	...	...	...	2	2	1	3	–
215	20	–	–	35	10	7	–	7	–	4	...	...	...	–	2	...	...	...	–	–	–	–	1	–
216	45	22	–	38	20	12	–	12	–	10	–	5.5	8500	10	1	...	...	...	...	3	3	–	1	–

[Data exclude vacant seasonal and vacant migratory housing units. For minimum base for derived figures (percent, average, etc.) and meaning of symbols, see text]

Blocks Within Census Tracts	Total population	Percent of total population				Year-round housing units			Occupied housing units												
								Units in—	Owner					Renter					1.01 or more persons per room				
		Negro	In group quarters	Under 18 years	62 years and over	Total	Lacking some or all plumbing facilities	One-unit structures	Total	Lacking some or all plumbing facilities	Average number of rooms	Average value (dollars)	Percent Negro	Total	Lacking some or all plumbing facilities	Average number of rooms	Average contract rent (dollars)	Percent Negro	Total	With all plumbing facilities	One-person households	With female head of family	With roomers, boarders, or lodgers
301	30	47	–	27	13	14	–	12	10	–	4.5	6500	50	3	...	...	...	...	1	1	6	4	–
302	56	29	–	32	20	20	3	20	14	2	4.2	6200	29	5	1	5.6	60	20	2	1	5	1	–
303	80	18	–	36	8	24	–	24	19	–	5.3	10100	16	2	...	...	...	...	4	4	3	3	–
304	62	36	–	27	23	22	–	21	19	–	5.1	7 400	21	2	...	...	...	...	1	1	4	4	1
305	70	–	–	27	19	26	3	17	19	2	5.3	8900	–	6	1	3.8	71	–	–	–	5	2	–
306	70	–	–	29	20	27	2	15	19	–	5.7	9700	–	7	1	3.9	67	–	1	1	6	2	–
307	94	22	–	35	16	27	–	27	25	–	5.1	10100	12	2	...	...	...	...	2	2	4	5	–
308	83	10	–	24	17	30	1	29	29	1	4.9	7900	7	1	...	...	...	...	3	3	5	1	1
309	90	1	–	21	7	32	2	29	30	2	4.8	10600	3	2	...	...	...	...	1	1	3	–	2
310	76	15	–	33	11	25	–	23	20	–	5.2	9000	5	3	...	...	...	...	1	1	4	–	1
311	58	5	–	35	31	20	–	20	20	–	4.8	8900	5	–	–	–	–	–	3	3	4	1	–
312	66	30	–	26	27	26	2	22	19	1	4.8	8700	11	5	1	5.0	...	60	2	2	6	2	1
313	51	–	–	20	28	20	–	15	16	–	5.5	9500	–	4	...	...	...	–	–	–	6	1	–
314	36	19	–	31	22	10	1	10	8	1	6.5	8800	13	1	...	...	...	...	–	–	–	–	–
401	58	–	9	26	26	20	1	10	10	1	6.0	8700	–	10	–	3.6	66	–	2	2	6	2	1
402	108	–	–	29	17	31	–	23	23	–	6.3	11100	–	8	–	4.3	55	–	5	5	7	4	–
403	71	–	–	31	16	23	–	17	18	–	7.1	10400	–	5	–	4.8	...	–	1	1	2	2	–
404	73	–	–	29	22	23	2	18	18	2	5.6	7900	–	5	–	4.8	...	–	2	2	4	2	–
405	64	–	–	22	23	31	4	19	20	4	5.5	6500	–	8	–	4.4	72	–	–	–	11	1	1
406	73	–	10	19	41	30	1	22	24	1	5.9	6500	–	5	–	4.8	55	–	–	–	11	2	1
407	70	7	–	7	13	35	2	20	25	2	6.0	8000	4	7	–	4.4	58	–	–	–	11	3	2
408	83	–	–	29	15	30	1	25	23	1	6.3	6200	–	6	–	5.7	50	–	–	–	8	5	–
409#	104	7	–	37	11	32	1	28	22	1	6.9	8400	5	6	–	5.3	63	33	1	1	3	2	–
410	83	4	–	22	30	29	–	23	24	–	6.1	8200	–	5	–	7.0	...	20	1	1	5	4	1
411	88	–	–	27	17	30	1	23	24	1	6.0	8100	–	6	–	5.0	67	–	1	1	8	5	–
412	84	–	–	19	19	28	4	25	19	1	6.2	7500	–	9	3	5.2	61	–	2	2	8	2	–
413	56	4	11	29	27	15	1	12	11	1	5.5	8200	–	4	...	...	...	...	1	1	1	1	2
414	88	–	–	27	18	29	2	26	25	1	5.9	9700	–	3	...	...	...	–	1	1	2	2	–
23	1927	84	–	38	11	703	5	610	436	4	4.8	9300	81	139	1	4.1	59	79	110	109	109	95	21
101	7	100	–	43	–	1	...	...	...	...	...	...	...	...	...	...	...	...	...	...	...	...	...
102	137	58	–	34	4	49	–	49	37	–	4.2	7400	51	6	–	4.2	67	83	8	8	4	4	2
103	115	100	–	43	3	33	–	33	27	–	4.4	7700	100	4	...	...	...	...	11	11	5	2	1
104	156	100	–	39	4	52	–	51	39	–	4.5	8400	100	5	–	4.2	...	100	9	9	5	7	2
105	172	98	–	44	8	47	1	47	33	1	4.6	8800	94	7	–	4.3	69	100	16	15	3	6	1
106	87	99	–	39	8	28	–	28	20	–	4.7	8500	100	3	...	...	...	...	5	5	4	3	–
107	15	87	–	40	13	5	–	5	4	...	...	...	...	–	–	–	–	–	...	...	...	...	...
108	19	100	–	21	21	8	–	8	5	–	6.4	9300	100	1	...	...	...	...	–	–	–	1	2
109	36	89	–	28	11	13	1	12	11	1	5.2	10100	82	1	...	...	...	...	1	1	–	1	1
201	78	83	–	40	22	29	–	27	22	–	6.0	10500	68	3	...	...	...	...	2	2	7	3	–
202	51	51	–	39	18	14	–	14	11	–	5.7	9600	64	1	...	...	...	...	4	4	2	2	–
203	14	71	–	43	14	3	...	...	...	...	...	...	...	...	...	...	...	...	...	...	...	...	...
204	19	53	–	26	37	7	–	7	6	–	5.5	8800	50	1	...	...	...	...	–	–	–	1	–
205	40	53	–	25	25	16	1	14	12	1	5.8	10000	33	3	...	...	...	...	–	–	5	1	1
206	68	66	–	21	18	23	–	23	23	–	5.3	9200	61	–	–	–	–	–	2	2	6	3	–
207	13	92	–	46	15	4	...	...	...	...	...	...	...	...	...	...	...	...	...	...	...	...	...
208	6	100	–	–	17	3	...	...	...	...	...	...	...	...	...	...	...	...	...	...	...	...	...
209	27	93	–	37	7	8	–	8	4	...	...	...	...	3	...	...	...	...	1	1	1	1	2
210	22	86	–	41	18	7	1	7	4	...	...	...	...	2	...	...	...	...	1	1	1	1	–
211	5	100	–	20	20	2	...	...	...	...	...	...	...	...	...	...	...	...	...	...	...	...	...
301	25	96	–	40	24	11	–	6	7	–	4.1	...	100	2	...	...	...	...	1	1	1	2	1
302	19	100	–	37	–	8	–	8	5	–	5.0	13300	100	2	...	...	...	...	–	–	1	2	1
303	27	41	–	15	30	9	–	7	8	–	7.1	15800	50	–	–	–	–	–	–	–	–	1	–
304	9	100	–	11	33	6	–	6	4	...	...	...	...	–	–	–	–	–	...	...	...	...	...
305	53	100	–	47	6	10	–	9	7	–	5.0	12100	100	1	...	...	...	...	7	7	–	2	–
306	19	100	–	47	11	5	–	5	3	...	...	...	...	1	...	...	...	...	...	...	...	...	...
307	18	100	–	33	17	8	–	8	6	–	5.8	12900	100	–	–	–	–	–	–	–	1	–	1
308	30	100	–	40	7	10	–	10	6	–	4.0	9200	100	2	...	...	...	...	3	3	3	–	–
309	31	94	–	7	42	21	–	15	7	–	4.6	8700	100	11	–	3.1	48	82	–	–	11	–	3
310	14	86	–	–	36	11	–	11	5	–	5.0	12800	80	3	...	...	...	...	–	–	3	1	–
401	48	73	–	35	15	18	–	17	12	–	4.8	12000	75	4	...	...	...	...	3	3	4	1	–
402	38	55	–	29	34	16	–	16	1	...	...	...	...	19	–	3.4	53	74	1	1	11	4	–
403	105	75	–	63	7	52	1	15	–	–	–	–	–	30	1	4.4	55	77	4	4	6	20	–
404	60	97	–	37	10	19	–	19	16	–	5.0	9800	94	–	–	–	–	–	4	4	2	4	–
405	77	100	–	39	9	26	–	26	18	–	4.2	8400	100	4	...	...	...	...	6	6	5	4	–
406	35	86	–	34	9	30	–	14	6	–	4.2	9200	100	8	–	3.8	79	63	2	2	4	2	–
407	111	91	–	44	4	37	–	36	24	–	4.4	7500	83	8	–	4.9	63	88	8	8	5	7	3
409	121	68	–	44	6	36	–	36	30	–	4.6	9300	60	4	...	...	...	...	6	6	4	7	–
24	3679	17	–	33	9	1178	9	1148	1020	8	4.7	9700	13	117	–	4.3	81	14	128	128	123	82	12
101	54	–	–	13	30	22	–	22	19	–	5.4	11300	–	3	...	...	...	–	–	–	2	–	–
102	86	22	–	31	14	29	–	29	25	–	4.8	10900	12	2	...	...	...	...	2	2	2	1	–
103	71	–	–	27	14	25	–	25	22	–	5.2	11400	–	–	–	–	–	–	2	2	1	1	–
104	47	–	–	26	21	19	–	14	13	–	4.7	10000	–	6	–	3.5	68	–	1	1	2	2	–
106	141	47	–	34	8	49	–	49	43	–	4.5	9100	37	3	...	...	...	...	3	3	5	7	–
107	85	9	–	32	9	28	–	27	23	–	4.6	8800	13	5	–	4.8	...	–	2	2	4	5	1
108	89	14	–	28	14	29	1	27	25	1	4.7	11200	16	3	...	...	...	...	2	2	3	2	–
109	73	–	–	18	25	27	–	25	21	–	4.7	9900	–	5	–	4.4	...	–	2	2	3	1	–
110	56	5	–	21	9	19	–	19	19	–	4.8	8400	5	–	–	–	–	–	1	1	2	2	–
111	60	–	–	28	13	21	–	21	20	–	4.7	9600	–	1	...	...	...	–	–	–	4	1	–
112	90	39	–	34	8	30	–	30	24	–	4.7	8200	33	3	...	...	...	...	3	3	2	3	–
113	72	43	–	35	10	24	–	24	24	–	5.0	9500	33	–	–	–	–	–	2	2	3	3	1
201	77	29	–	38	12	22	–	21	21	–	5.5	10400	19	–	–	–	–	–	2	2	3	1	1
202	81	16	–	35	10	27	–	27	25	–	5.1	10800	12	1	...	...	...	...	1	1	5	–	–
203	79	11	–	28	4	28	–	28	27	–	4.8	9700	7	–	–	–	–	–	3	3	6	2	2
204	49	6	–	31	8	19	–	19	16	–	4.4	7000	6	1	...	...	...	...	1	1	1	2	1
205	127	50	–	42	5	34	–	33	32	–	4.7	9400	44	2	...	...	...	...	8	8	3	3	–
206	71	47	–	31	6	23	–	23	20	–	4.8	9700	35	2	...	...	...	...	3	3	3	2	–
207	85	27	–	39	6	25	–	25	25	–	4.8	9900	24	–	–	–	–	–	5	5	2	1	1
208#	115	53	–	57	–	21	–	21	16	–	4.9	9300	56	5	–	4.2	81	40	11	11	1	1	1

[Data exclude vacant seasonal and vacant migratory housing units. For minimum base for derived figures (percent, average, etc.) and meaning of symbols, see text]

Blocks Within Census Tracts	Total population	Percent of total population				Year-round housing units				Occupied housing units												
								Units in—		Owner					Renter					1.01 or more persons per room				
		Negro	In group quarters	Under 18 years	62 years and over	Total	Lacking some or all plumbing facilities	One-unit structures	Structures of 10 or more units	Total	Lacking some or all plumbing facilities	Average number of rooms	Average value (dollars)	Percent Negro	Total	Lacking some or all plumbing facilities	Average number of rooms	Average contract rent (dollars)	Percent Negro	Total	With all plumbing facilities	One-person households	With female head of family	With roomers, boarders, or lodgers
209	83	28	–	49	4	21	–	21	–	19	–	5.1	10200	21	1	...	...	...	...	5	5	2	2	–
210	158	10	–	30	6	47	–	47	–	39	–	4.6	9500	10	5	–	4.6	88	–	6	6	3	3	–
301	109	9	–	31	5	37	–	36	–	28	–	4.8	9200	11	6	–	3.7	78	17	5	5	3	1	1
302	173	–	–	31	8	56	–	56	–	50	–	4.8	10300	–	5	–	4.0	...	–	3	3	5	4	–
303	180	–	–	38	6	53	1	53	–	48	1	4.6	9400	–	4	...	...	...	–	9	9	6	2	–
304	72	–	–	24	15	27	–	25	–	24	–	4.9	12100	–	2	...	...	...	–	–	–	3	1	–
305	71	–	–	32	11	22	–	22	–	21	–	5.0	12100	–	1	...	...	...	–	1	1	1	2	–
306	61	13	–	21	13	22	1	22	–	22	1	4.9	10900	9	–	–	–	–	–	–	–	1	1	–
307	97	–	–	37	5	29	–	27	–	23	–	4.8	10300	–	6	–	3.7	100	–	3	3	2	1	–
308	147	4	–	37	4	44	2	41	–	36	2	4.7	9900	6	6	–	3.0	78	–	9	9	4	4	1
309	58	9	–	29	19	20	–	20	–	20	–	4.7	10000	5	–	–	–	–	–	1	1	3	1	–
310	123	18	–	36	14	38	–	34	–	29	–	4.9	9400	17	8	–	4.5	73	13	6	6	7	4	–
311	46	41	–	33	9	15	–	14	–	13	–	4.6	7600	31	1	...	...	...	...	2	2	1	–	–
401	85	6	–	29	9	28	–	28	–	24	–	4.0	7500	4	3	...	...	...	...	4	4	1	1	–
402	86	22	–	37	14	28	–	28	–	23	–	4.2	8300	17	4	...	...	...	...	4	4	3	3	–
403	82	33	–	32	7	26	2	24	–	22	1	4.3	7700	23	3	...	...	...	...	3	3	2	3	–
404	76	26	–	30	9	24	–	24	–	19	–	4.8	8600	16	4	...	...	...	...	2	2	2	–	–
405	110	7	–	36	6	27	1	27	–	25	1	5.2	11100	4	2	...	...	...	...	3	3	–	1	–
406	39	–	–	18	31	15	–	13	–	14	–	4.9	11300	–	1	...	...	...	–	–	–	3	1	–
407	60	43	–	38	7	21	–	20	–	17	–	4.4	8700	29	4	...	...	...	...	2	2	4	3	–
408	51	–	–	33	14	19	–	19	–	13	–	4.5	9100	–	5	–	4.2	...	–	1	1	3	–	1
409	49	12	–	37	10	18	1	18	–	13	1	4.5	7700	8	4	...	...	...	...	2	2	4	1	1
410	55	18	–	33	7	20	–	20	–	18	–	4.6	8100	11	–	–	–	–	–	3	3	3	3	–
25	2438	4	3	39	5	647	14	628	17	571	10	5.0	13400	4	68	4	4.1	114	–	85	85	39	31	8
101	190	2	14	34	5	50	1	50	–	43	1	4.1	8700	2	7	–	4.3	79	–	8	8	4	2	1
102	177	3	–	41	2	50	3	50	–	42	1	4.4	9400	7	7	2	4.1	95	–	8	8	2	1	1
103	167	7	–	38	3	51	1	51	–	46	1	4.3	9800	4	4	...	...	...	...	7	7	3	8	–
104	152	8	–	40	6	40	1	40	–	38	1	4.9	11300	5	2	...	...	...	...	8	8	3	3	2
105	76	15	–	26	11	27	–	27	–	24	–	4.3	10600	13	2	...	...	...	...	2	2	1	–	–
106	41	–	–	15	10	15	2	13	–	13	1	5.2	11700	–	1	...	...	...	–	–	–	1	1	–
107	135	14	–	45	3	34	–	34	–	31	–	5.2	11700	13	2	...	...	...	...	2	2	1	2	–
108#	130	–	–	39	2	33	–	33	–	28	–	4.9	12300	–	5	–	5.4	146	–	6	6	2	5	1
201	101	–	–	43	1	26	–	26	–	26	–	4.6	11300	–	–	–	–	–	–	9	9	1	2	1
202	165	4	–	47	2	39	1	39	–	35	1	5.4	10800	3	3	...	...	...	...	4	4	3	–	–
203	200	3	–	40	4	54	2	54	–	49	2	4.8	10300	4	5	–	4.2	...	–	8	8	3	1	–
204	153	–	–	46	1	39	–	39	–	33	–	5.0	10900	–	5	–	4.0	...	–	9	9	2	2	–
205	138	–	–	49	1	30	–	30	–	28	–	5.5	12200	–	2	...	...	...	–	3	3	1	–	–
206	29	–	–	21	–	9	2	9	–	9	2	5.4	24200	–	–	–	–	–	–	–	–	–	–	–
207	46	–	–	37	4	13	–	13	–	12	–	6.3	26800	–	–	–	–	–	–	–	–	–	–	–
208	57	–	–	44	–	14	–	14	–	13	–	6.2	26300	–	1	...	...	...	–	1	1	–	–	–
209	202	2	–	39	5	53	–	53	–	51	–	5.6	21900	2	2	...	...	...	...	4	4	2	2	1
210	132	4	–	50	2	31	–	31	–	30	–	5.6	20300	3	1	...	...	...	...	4	4	–	–	–
211	71	6	–	41	1	20	–	20	–	20	–	5.1	18900	10	–	–	–	–	–	2	2	1	1	1
212	76	7	62	–	59	19	1	2	17	–	–	–	–	–	19	1	3.4	132	–	–	–	9	1	–
26	4352	4	3	38	7	1198	6	1073	2	984	6	5.1	13600	1	188	–	4.3	106	18	106	106	53	89	5
101	334	23	–	33	5	129	–	24	2	21	–	4.8	17200	–	102	–	3.8	99	30	8	8	15	18	1
102	26	–	–	50	4	6	–	6	–	4	...	...	...	–	2	...	...	...	–	1	1	–	–	–
103	166	–	–	34	5	51	–	37	–	34	–	5.1	13800	–	14	–	4.3	103	–	5	5	5	4	–
104	178	–	–	38	6	51	–	51	–	45	–	4.8	11100	–	4	...	...	...	–	5	5	2	6	–
105	110	–	–	41	3	29	–	29	–	26	–	5.2	12400	–	2	...	...	...	–	3	3	–	2	1
106	177	4	–	32	3	55	–	55	–	55	–	5.1	12700	4	–	–	–	–	–	4	4	3	1	1
107	148	–	–	35	5	44	–	44	–	44	–	5.0	12200	–	–	–	–	–	–	2	2	2	4	–
108	154	–	–	34	7	44	–	43	–	42	–	5.0	12700	–	–	–	–	–	–	5	5	2	4	–
109	99	–	–	41	10	27	–	27	–	27	–	5.0	12800	–	–	–	–	–	–	4	4	–	5	–
201	72	–	–	21	7	28	–	28	–	26	–	4.4	12000	–	1	...	...	...	–	–	–	1	1	–
202	88	–	–	26	8	26	–	26	–	26	–	4.6	11300	–	–	–	–	–	–	3	3	–	1	–
203	161	–	–	47	4	40	–	40	–	36	–	5.2	10000	–	4	...	...	...	–	7	7	1	3	–
204	86	8	–	47	–	23	–	23	–	20	–	5.4	10100	10	3	...	...	...	...	2	2	1	1	–
205	94	–	–	46	3	25	–	25	–	23	–	5.9	11400	–	–	–	–	–	–	2	2	–	1	–
206	47	–	–	47	–	13	–	13	–	10	–	5.0	9800	–	2	...	...	...	–	1	1	–	2	–
207	101	–	–	52	2	24	–	24	–	22	–	5.4	10800	–	2	...	...	...	–	3	3	1	4	–
208	121	–	–	49	2	26	–	26	–	22	–	5.4	10500	–	4	...	...	...	–	3	3	1	3	–
209	179	2	–	50	1	43	–	43	–	35	–	5.4	10500	3	8	–	5.1	104	–	7	7	2	5	–
210	397	3	–	45	4	108	–	108	–	90	–	5.4	14000	3	14	–	5.4	102	–	9	9	5	3	–
301	6	–	–	67	–	1	...	...	...	...	...	...	...	–	...	...	...	...	–	...	...	...	...	...
302	58	–	–	45	2	14	–	14	–	14	–	5.3	21300	–	–	–	–	–	–	2	2	–	2	–
303	71	–	–	31	9	24	1	24	–	23	1	4.8	15700	–	1	...	...	...	–	2	2	–	1	–
305	174	3	–	40	6	46	1	46	–	44	1	5.1	13300	2	2	...	...	...	...	4	4	4	1	–
306	153	–	–	39	5	41	1	41	–	41	1	5.0	14300	–	–	–	–	–	–	6	6	1	2	–
307	152	3	–	32	7	49	1	48	–	45	1	4.8	14500	2	3	...	...	...	...	3	3	1	5	1
308	49	–	–	41	–	14	–	14	–	12	–	5.1	15000	–	2	...	...	...	–	1	1	–	–	–
401	64	–	–	28	2	20	–	20	–	18	–	5.0	13900	–	1	...	...	...	–	–	–	–	2	–
402	64	6	–	36	5	17	–	17	–	17	–	5.2	16200	6	–	–	–	–	–	1	1	1	–	–
403	98	12	–	38	3	29	–	29	–	26	–	5.0	15000	4	3	...	...	...	...	–	–	1	3	–
404	144	3	–	49	1	36	–	36	–	34	–	5.4	16600	3	1	...	...	...	...	2	2	1	3	1
405	165	1	–	39	2	43	–	43	–	39	–	5.1	17100	–	4	...	...	...	...	4	4	2	–	–
406	164	–	–	35	2	47	1	43	–	42	1	5.2	18400	–	4	...	...	...	–	3	3	1	1	–
409	252	7	56	22	52	25	1	25	–	21	1	5.1	16000	–	4	...	...	...	...	4	4	–	1	–
27	2350	21	1	32	19	836	98	561	30	477	33	6.0	7300	8	292	55	4.0	63	24	82	74	183	110	21
102	2	...	...	...	...	2	...	...	...	...	...	...	...	...	...	...	...	...	...	...	...	...	...	...
104	4	...	...	...	...	2	...	...	...	...	...	...	...	...	...	...	...	...	...	...	...	...	...	...
105#	35	3	29	6	9	22	15	2	14	–	–	–	–	–	21	15	1.7	78	–	–	–	19	–	–
107	26	85	–	42	15	9	1	9	–	9	1	6.8	6800	67	–	–	–	–	–	–	–	3	1	–
108	4	...	...	...	...	4	...	...	...	...	...	...	...	...	...	...	...	...	...	...	...	...	...	...
109	29	–	–	17	21	24	2	2	16	–	–	–	–	–	21	–	1.9	55	–	–	–	15	1	–
110	137	15	–	39	15	50	14	16	–	8	1	7.5	...	–	39	11	4.0	64	15	3	2	21	6	2

[Data exclude vacant seasonal and vacant migratory housing units. For minimum base for derived figures (percent, average, etc.) and meaning of symbols, see text]

Blocks Within Census Tracts	Total population	Percent of total population				Year-round housing units				Occupied housing units												
								Units in—		Owner					Renter				1.01 or more persons per room				
	Total population	Negro	In group quarters	Under 18 years	62 years and over	Total	Lacking some or all plumbing facilities	One-unit structures	Structures of 10 or more units	Total	Lacking some or all plumbing facilities	Average number of rooms	Average value (dollars)	Percent Negro	Total	Lacking some or all plumbing facilities	Average number of rooms	Average contract rent (dollars)	Percent Negro	Total	With all plumbing facilities	One-person households	With female head of family	With roomers, boarders, or lodgers
111	31	19	–	29	26	11	–	9	–	6	–	5.7	...	33	3	...	...	...	...	2	2	2	1	–
112	132	82	–	42	9	42	2	14	–	12	–	6.0	7600	58	26	2	4.7	68	77	5	5	6	7	–
113	89	74	–	39	8	30	9	14	–	10	3	6.9	4100	50	17	6	3.8	72	53	9	6	6	8	4
114	19	37	–	11	53	15	2	2	–	3	...	...	...	...	9	2	2.0	68	–	–	–	7	–	–
115#	42	26	–	21	7	15	4	6	–	7	1	5.0	...	29	7	3	3.0	80	–	4	2	2	1	4
116	37	22	–	30	24	16	1	8	–	4	...	...	...	...	9	1	3.8	61	22	1	–	1	3	1
201	27	82	–	48	15	10	1	8	–	4	...	...	...	...	5	–	6.0	...	80	1	1	4	2	–
207	3	...	...	...	...	2	...	...	...	...	...	...	...	...	...	...	...	...	...	...	...	...	...	...
209	2	...	...	...	...	3	...	...	...	...	...	...	...	...	...	...	...	...	...	...	...	...	...	...
215	197	67	–	69	3	34	2	11	–	10	1	6.4	7200	–	24	1	5.8	58	88	14	14	3	19	–
217	40	–	–	25	18	12	–	10	–	10	–	5.9	6500	–	2	...	...	...	–	1	1	3	–	–
218	49	–	–	18	14	20	2	14	–	14	2	5.4	7500	–	3	...	...	...	–	2	2	4	2	–
219	67	–	–	16	28	27	5	19	–	21	2	5.8	7000	–	4	...	...	...	–	2	2	4	2	–
220	97	10	–	28	20	35	–	28	–	22	–	6.3	7800	5	10	–	4.6	57	10	2	2	4	4	1
301	98	–	–	27	21	38	7	27	–	29	4	6.0	8100	–	7	2	4.9	...	–	1	1	9	5	–
302	80	11	10	39	20	21	–	20	–	18	–	6.2	7000	6	2	...	...	...	...	4	4	3	3	–
303	101	–	–	28	25	40	5	32	–	27	3	5.5	7000	–	10	2	4.7	58	–	2	2	5	9	1
304	78	–	–	15	36	35	5	30	–	26	3	5.6	7500	–	7	2	4.7	45	–	–	–	10	3	–
305	52	6	–	8	33	24	2	24	–	19	2	5.6	7000	–	4	...	...	...	...	1	1	3	1	1
306	19	11	–	32	26	6	–	6	–	6	–	5.3	5700	17	–	–	–	–	–	1	1	1	–	–
308	29	7	–	14	38	15	–	13	–	10	–	5.2	6500	20	3	...	...	...	...	1	1	2	2	3
309	34	6	–	12	38	22	3	14	–	12	1	5.3	6700	–	5	1	3.6	71	20	1	1	8	–	–
310	48	–	–	23	17	18	–	14	–	13	–	6.3	9800	–	4	...	...	...	–	–	–	3	2	–
311	209	6	–	35	17	60	3	50	–	46	1	6.4	7100	4	11	1	4.7	52	18	6	5	7	8	2
312	102	8	–	33	17	28	1	23	–	22	1	6.2	7400	–	4	...	...	...	...	5	5	3	2	–
313	100	15	–	34	20	29	1	29	–	23	1	7.0	7000	4	5	–	5.2	...	–	4	4	2	4	1
314#	72	11	–	29	22	26	–	22	–	16	–	5.6	6700	–	5	–	5.0	57	20	4	4	3	3	–
315	50	6	–	20	20	17	1	17	–	16	1	5.8	6200	–	1	...	...	...	...	1	1	4	1	–
316	174	7	–	26	22	58	7	51	–	43	4	6.0	7300	2	14	3	4.7	57	–	4	4	9	8	–
317	27	–	–	30	11	12	–	8	–	5	–	5.0	...	–	6	–	4.0	...	–	1	1	4	2	–
905	8	–	–	50	13	2	...	...	...	...	...	...	...	–	...	...	...	...	–	...	...	...	...	...
28	1741	2	–	31	13	594	15	579	1	506	13	4.8	9300	1	67	1	4.8	83	6	52	51	90	32	8
101	71	9	–	35	7	22	–	22	–	18	–	5.4	8000	–	3	...	...	...	...	2	2	5	1	2
103	18	–	–	28	28	7	–	7	–	6	–	5.8	7000	–	1	...	...	...	–	1	1	2	–	–
104	18	–	–	33	28	7	–	7	–	6	–	4.0	8300	–	1	...	...	...	–	–	–	1	1	–
105	30	–	–	20	7	8	–	8	–	8	–	4.5	8000	–	–	–	–	–	–	1	1	–	–	–
106	41	10	–	42	12	12	–	12	–	10	–	5.3	8200	10	2	...	...	...	...	2	2	1	–	–
107	54	4	–	28	19	19	–	18	–	19	–	4.5	9800	5	–	–	–	–	–	4	4	5	2	–
108	59	–	–	25	22	20	–	20	–	20	–	4.8	9900	–	–	–	–	–	–	1	1	4	1	–
109	68	–	–	41	10	20	–	20	–	18	–	5.3	10700	–	2	...	...	...	–	2	2	2	1	–
110	20	–	–	10	25	8	–	8	–	8	–	5.0	8100	–	–	–	–	–	–	–	–	2	–	–
111	20	–	–	10	30	9	–	9	–	8	–	5.8	9300	–	–	–	–	–	–	–	–	2	1	–
112	53	–	–	25	34	22	1	20	–	21	1	5.4	9000	–	1	...	...	...	–	–	–	9	2	–
201	85	–	–	33	21	29	1	26	–	24	1	5.0	10300	–	2	...	...	...	–	2	2	4	–	–
202	80	3	–	33	13	29	–	29	–	26	–	4.9	8600	4	2	...	...	...	...	1	1	5	1	–
203	96	–	–	38	5	28	1	28	–	27	1	4.5	8900	–	1	...	...	...	–	2	2	3	3	1
204	66	6	–	33	9	23	–	23	–	20	–	4.7	8700	–	3	...	...	...	...	3	3	8	–	1
205	28	–	–	32	14	9	1	9	–	8	1	4.0	7200	–	1	...	...	...	–	2	2	1	–	–
206	53	–	–	34	15	22	1	22	–	14	1	4.1	7100	–	4	...	...	...	–	3	3	3	3	1
207	21	10	–	38	19	8	–	8	–	6	–	4.8	8800	17	1	...	...	...	...	1	1	1	–	–
208	14	–	–	29	7	6	–	4	–	3	...	...	...	–	2	...	...	...	–	2	2	–	–	–
209	22	–	–	18	14	7	–	7	–	7	–	4.9	10900	–	–	–	–	–	–	–	–	–	–	–
210	13	15	–	46	–	7	–	7	–	2	...	...	...	...	2	...	...	...	...	...	...	...	...	...
211	92	2	–	25	9	32	–	32	–	32	–	4.8	10000	3	–	–	–	–	–	2	2	3	1	–
212	79	–	–	33	9	27	1	26	–	23	1	5.0	10100	–	4	...	...	...	–	2	2	6	3	–
213#	92	3	–	21	14	31	–	29	–	26	–	4.8	10600	–	5	–	4.4	89	40	3	3	3	1	1
214	50	–	–	24	18	19	–	18	1	18	–	4.7	12400	–	1	...	...	...	–	1	1	3	1	–
215	80	–	–	33	14	25	–	25	–	19	–	4.5	7800	–	6	–	4.8	91	–	2	2	2	–	–
301	53	–	–	43	2	15	–	15	–	14	–	4.9	9400	–	1	...	...	...	–	2	2	1	–	1
302	18	–	–	22	6	7	–	7	–	5	–	4.6	13300	–	1	...	...	...	–	–	–	–	1	1
303	23	–	–	22	30	10	–	10	–	9	–	5.0	10500	–	–	–	–	–	–	–	–	1	–	–
305	33	–	–	42	9	8	–	7	–	7	–	5.6	12900	–	1	...	...	...	–	2	2	–	–	–
306	18	–	–	33	22	6	1	4	–	3	...	...	...	–	3	...	...	...	–	1	–	2	–	–
307	12	–	–	17	8	4	...	...	...	...	...	...	...	–	...	...	...	...	–	...	...	...	...	...
308	12	–	–	42	25	5	1	5	–	2	...	...	...	–	2	...	...	...	–	...	...	...	...	...
309	27	–	–	48	–	8	–	8	–	6	–	4.2	6600	–	2	...	...	...	–	2	2	1	2	–
310	3	...	...	...	...	2	...	...	...	...	...	...	...	...	...	...	...	...	...	...	...	...	...	...
311	17	–	–	24	12	5	–	5	–	5	–	5.6	13300	–	–	–	–	–	–	–	–	–	–	–
312	37	–	–	30	3	13	–	13	–	8	–	4.5	11600	–	4	...	...	...	–	1	1	1	–	–
313	57	–	–	33	4	19	1	19	–	16	1	4.1	7800	–	3	...	...	...	–	2	2	2	2	–
314	41	–	–	39	12	12	1	12	–	10	1	4.4	7500	–	2	...	...	...	–	1	1	4	–	–
315	13	–	–	23	31	5	1	5	–	3	...	...	...	–	1	...	...	...	–	...	...	...	...	...
316	54	–	–	19	15	19	3	19	–	15	3	5.0	7700	–	3	...	...	...	–	1	1	–	3	–
29	3586	58	1	41	13	1190	83	746	9	542	17	6.0	7300	35	532	59	4.3	75	53	138	129	252	196	70
101	36	–	–	8	36	17	–	7	–	9	–	5.9	8700	–	8	–	3.9	89	–	–	–	3	–	–
102	20	40	–	50	–	7	–	4	–	2	...	...	...	...	4	...	...	...	...	1	1	2	1	–
103#	59	–	–	39	10	23	–	15	1	14	–	5.6	9100	–	5	–	5.2	113	–	1	1	5	2	1
104	64	8	–	36	3	19	–	17	–	13	–	5.6	7900	8	6	–	4.7	79	–	3	3	5	–	–
105	9	89	–	67	11	2	...	...	...	...	...	...	...	...	...	...	...	...	...	...	...	...	...	...	...
106	71	16	–	31	25	24	–	22	–	16	–	5.5	7700	6	6	–	4.7	87	17	2	2	3	4	2
201	66	17	–	23	21	28	1	26	–	19	1	5.5	7900	21	6	–	4.7	93	–	1	1	6	2	1
202	86	45	–	35	16	30	1	26	–	17	–	5.8	7100	18	11	1	5.4	94	46	2	2	6	6	1
203	87	25	–	36	13	30	2	26	–	16	–	6.0	10000	19	12	2	3.8	94	25	2	2	10	2	1
204	89	36	–	44	12	26	–	19	–	15	–	5.7	7400	20	8	–	5.0	79	38	4	4	6	4	1
205	122	43	–	36	11	33	–	26	–	22	–	6.2	9100	18	9	–	4.9	76	44	4	4	4	5	–
206	101	68	–	53	10	28	–	28	–	18	–	5.8	7900	61	9	–	5.4	93	33	3	3	4	9	–
207	83	61	7	47	13	21	2	21	–	13	2	5.7	6400	39	6	–	5.8	123	50	3	3	1	5	4

Table 2. Characteristics of Housing Units and Population, by Blocks: 1970—Con.

St. Joseph County, Ind.

[Data exclude vacant seasonal and vacant migratory housing units. For minimum base for derived figures (percent, average, etc.) and meaning of symbols, see text]

Blocks Within Census Tracts	Total population	Percent of total population				Year-round housing units				Occupied housing units												
								Units in—		Owner					Renter					1.01 or more persons per room				
		Negro	In group quarters	Under 18 years	62 years and over	Total	Lacking some or all plumbing facilities	One-unit structures	Structures of 10 or more units	Total	Lacking some or all plumbing facilities	Average number of rooms	Average value (dollars)	Percent Negro	Total	Lacking some or all plumbing facilities	Average number of rooms	Average contract rent (dollars)	Percent Negro	Total	With all plumbing facilities	One person households	With female head of family	With roomers boarders, or lodgers
208	120	78	–	51	2	40	–	15	–	14	–	6.1	7500	64	23	–	3.4	82	78	8	8	11	6	–
209	135	86	–	51	2	30	–	11	–	7	–	7.0	7900	71	22	–	4.8	81	77	9	9	2	–	–
301	85	55	–	39	11	37	7	13	–	12	–	6.0	5600	50	18	4	3.2	71	61	4	3	8	6	2
302	52	56	–	25	17	20	–	14	–	10	–	6.1	10800	30	9	–	5.2	83	56	1	1	5	5	–
303	64	28	–	19	34	29	–	25	–	19	–	5.8	9300	11	7	–	4.6	80	43	1	1	7	2	–
304	98	11	–	30	17	39	–	18	–	17	–	7.1	8600	6	19	–	3.8	85	5	2	2	8	1	–
305	52	2	–	31	17	25	2	15	1	10	1	6.9	5300	–	10	1	3.3	74	10	–	–	8	–	–
306	68	12	–	37	19	27	4	8	7	8	–	5.1	10000	13	18	4	2.4	70	6	4	4	16	–	2
307	70	26	–	33	21	28	–	19	–	18	–	4.7	9100	11	8	–	4.1	86	25	2	2	5	3	–
308	125	61	–	47	7	44	11	16	–	10	–	5.7	6200	30	27	8	3.9	84	52	7	6	5	11	4
309	118	44	12	39	11	44	6	15	–	9	–	5.6	6200	22	30	6	3.6	76	23	5	4	17	6	1
401	142	92	–	50	7	50	6	19	–	11	–	5.9	7300	73	27	6	4.1	75	82	6	6	13	4	2
402	6	–	–	–	67	5	–	2	–	2	...	...	...	–	2	...	...	...	–	...	...	...	...	...
403	6	67	–	17	17	2	...	...	...	...	...	...	...	...	...	...	...	...	...	...	...	...	...	...
404	208	92	–	51	6	54	6	29	–	21	–	6.4	5200	86	29	6	4.3	69	86	11	9	8	12	4
405#	141	67	–	39	15	47	7	30	–	18	1	6.0	5100	39	26	6	4.2	65	54	7	4	10	8	4
406	19	53	–	16	26	9	2	6	–	5	1	4.2	...	60	4	...	...	...	...	–	–	3	2	–
407	45	96	–	36	9	10	1	9	–	4	...	...	...	...	6	1	4.8	65	100	3	3	–	4	3
408	134	79	–	37	18	44	5	26	–	16	–	6.4	5700	50	24	5	4.4	58	67	6	5	8	6	4
409	57	67	–	32	16	23	2	8	–	5	–	7.8	...	40	16	2	4.3	48	75	1	1	7	–	2
410	21	100	–	43	5	5	–	3	–	5	–	6.4	...	100	–	–	–	–	–	2	2	1	–	–
411	21	76	–	43	10	7	–	5	–	4	...	...	...	...	3	...	...	...	...	–	–	1	–	–
412	60	87	–	45	17	17	–	11	–	8	–	6.6	8300	38	7	–	4.9	68	100	3	3	2	4	2
413	23	87	–	39	9	7	–	7	–	2	...	...	...	...	5	–	6.4	71	40	–	–	2	2	–
414	25	92	–	44	12	7	–	5	–	4	...	...	...	...	3	...	...	...	...	–	–	2	3	2
415	9	33	–	11	33	7	–	7	–	4	...	...	...	...	2	...	...	...	...	–	–	3	–	–
501#	41	100	–	37	12	13	–	9	–	7	–	6.0	7500	100	5	–	6.2	60	100	–	–	3	3	4
502	99	87	–	49	10	26	1	16	–	13	1	5.8	5500	54	12	–	4.9	68	92	6	6	7	5	–
503	17	77	–	18	18	8	1	1	–	3	...	...	...	...	5	–	3.0	75	100	–	–	1	–	–
504	56	39	–	41	13	17	2	13	–	6	–	5.5	5300	33	9	2	4.8	73	22	2	2	2	5	–
505	57	68	–	39	16	18	1	11	–	9	1	5.6	5200	22	8	–	5.0	55	63	1	1	4	3	–
506	44	75	–	48	11	14	2	9	–	3	...	...	...	...	11	1	3.9	62	64	1	1	3	6	–
507	78	86	–	53	9	19	–	14	–	12	–	6.8	7400	50	6	–	5.5	84	100	2	2	4	2	3
508	37	51	–	57	5	17	–	8	–	3	...	...	...	...	7	–	4.1	58	71	3	3	2	2	–
509	60	72	–	55	15	14	–	11	–	7	–	6.0	6700	29	6	–	6.2	61	67	2	2	–	3	2
510	38	34	–	24	26	16	2	14	–	12	2	6.0	7600	8	3	...	...	...	...	–	–	4	4	–
511	72	57	–	44	15	19	5	14	–	10	2	6.6	6400	40	8	3	4.6	57	50	3	3	3	3	–
512	21	19	–	52	–	6	1	4	–	3	...	...	...	...	2	...	...	...	...	1	1	–	1	–
513	15	67	–	47	7	4	...	...	...	...	...	...	...	...	...	...	...	...	...	...	...	...	...	...
514	39	82	–	51	10	11	2	9	–	9	2	6.4	5800	56	1	...	...	...	...	2	2	3	3	–
515	8	–	–	–	38	4	...	...	...	...	...	...	...	–	...	...	...	...	–	...	...	...	...	...
516	63	76	–	54	11	21	–	15	–	6	–	7.0	5700	50	10	–	4.9	67	80	4	4	2	5	1
517	44	68	–	39	14	18	1	13	–	11	1	5.5	6200	46	4	...	...	...	...	1	1	5	4	–
30	3513	10	–	32	19	1297	58	1027	–	837	27	5.8	9000	5	363	27	4.5	85	6	70	68	288	136	53
101	69	7	–	29	23	26	1	14	–	11	1	5.3	9700	9	14	–	4.4	84	–	1	1	8	3	–
102	101	–	–	22	13	36	–	33	–	27	–	5.4	9600	–	8	–	4.8	87	–	1	1	7	3	–
103	86	20	–	27	20	32	3	23	–	21	2	5.8	8600	14	10	1	4.6	90	–	1	1	7	3	–
104	86	41	–	43	15	23	–	22	–	15	–	6.5	8900	27	6	–	6.2	85	33	2	2	–	3	2
105	86	21	–	41	14	26	1	21	–	19	1	5.7	10000	16	7	–	4.6	89	–	3	3	7	5	2
107	83	–	–	37	12	29	–	25	–	23	–	5.2	8800	–	5	–	4.0	...	–	2	2	6	2	–
108	18	–	39	11	6	3	...	...	...	...	...	...	...	–	...	...	...	...	–	...	...	...	...	...
109	47	–	–	32	23	18	–	14	–	13	–	5.5	9300	–	4	...	...	...	–	1	1	8	–	1
110	103	12	–	43	9	27	4	25	–	22	4	6.0	8500	9	4	...	...	...	...	5	3	3	1	1
111	31	–	–	29	10	11	–	7	–	5	–	5.6	8300	–	6	–	5.2	112	–	–	–	1	2	2
112	77	3	–	16	33	30	4	30	–	27	4	6.0	8100	4	2	...	...	...	...	–	–	5	2	–
113	39	–	–	26	13	13	–	12	–	11	–	5.1	8800	–	2	...	...	...	...	–	–	1	–	–
201	47	–	–	21	23	15	–	13	–	9	–	6.0	9000	–	5	–	5.0	...	–	1	1	4	1	–
202#	113	4	–	33	19	33	–	32	–	28	–	5.8	9300	4	5	–	5.8	67	–	1	1	2	–	–
203	80	1	–	29	25	31	2	31	–	28	2	5.9	10400	4	1	...	...	...	...	1	1	5	3	–
204	58	–	–	38	10	20	–	16	–	14	–	6.5	11800	–	5	–	4.8	63	–	–	–	6	–	–
205	48	–	–	25	21	18	–	11	–	9	–	5.9	12900	–	8	–	4.6	77	–	–	–	2	–	–
206	79	–	–	18	37	34	1	34	–	28	1	5.5	11300	–	4	...	...	...	–	–	–	7	2	2
207	49	–	–	27	22	16	–	16	–	14	–	5.6	11800	–	2	...	...	...	–	2	2	3	2	2
208	94	–	–	26	32	34	1	31	–	31	1	5.5	10700	–	3	...	...	...	–	1	1	3	3	–
209	103	–	–	41	13	33	1	31	–	26	1	5.6	11400	–	6	–	5.0	74	–	3	3	7	1	2
210	49	–	–	12	27	23	1	20	–	19	1	5.0	8200	–	4	...	...	...	...	–	–	6	–	–
211	48	8	–	40	13	15	1	15	–	13	1	5.4	8000	–	2	...	...	...	...	–	–	2	1	–
212#	35	–	–	31	23	14	2	10	–	9	–	6.1	5900	–	5	2	3.0	63	–	–	–	5	2	–
213	57	14	–	32	12	22	2	19	–	16	2	5.8	8100	6	2	...	...	...	...	1	1	2	1	–
214	60	5	–	25	23	23	1	23	–	17	–	5.5	8300	6	3	...	...	...	...	1	1	1	2	2
215	55	–	–	22	31	24	1	22	–	17	–	5.5	7800	–	4	...	...	...	...	1	1	4	2	–
216	34	–	–	38	12	11	–	11	–	11	–	5.9	10800	–	–	–	–	–	–	1	1	3	–	–
217	35	–	–	31	20	12	2	8	–	8	–	5.8	8400	–	4	...	...	...	–	–	–	3	2	–
301	48	–	–	46	8	17	–	17	–	13	–	5.8	9100	–	–	–	–	–	–	1	1	1	–	–
302	51	24	–	41	29	21	9	12	–	9	–	5.8	9800	11	11	9	3.4	75	9	1	1	10	2	–
303	53	2	13	13	25	22	–	14	–	10	–	5.8	10400	–	12	–	3.8	74	8	1	1	8	4	–
305	48	4	–	33	15	18	2	16	–	11	–	5.9	7100	9	6	2	4.8	90	–	–	–	2	–	–
306	59	10	–	24	31	25	–	21	–	17	–	5.4	7500	6	5	–	4.4	85	–	2	2	5	2	–
307	49	–	–	10	25	23	–	21	–	18	–	6.2	8600	–	2	...	...	...	–	–	–	2	–	–
308	67	10	–	24	18	34	3	19	–	15	1	5.3	8100	7	12	1	3.9	98	–	–	–	8	5	2
310	50	–	–	22	18	24	–	16	–	10	–	6.2	8700	–	11	–	3.8	73	–	–	–	8	–	–
311	76	8	–	43	13	25	–	19	–	17	–	5.8	8000	6	8	–	3.4	83	–	2	2	7	2	–
312	77	17	–	46	8	22	2	19	–	12	2	5.6	6400	8	8	–	4.8	74	13	4	4	5	4	–
313	36	–	–	39	19	12	–	10	–	8	–	5.8	6600	–	4	...	...	...	–	1	1	3	3	–
314	13	–	–	8	39	14	–	7	–	1	...	...	...	–	8	–	3.6	71	–	–	–	4	–	–
401	31	–	–	16	29	16	–	15	–	9	–	6.2	16800	–	5	–	5.8	77	–	–	–	7	4	–
402	62	13	–	37	21	26	–	18	–	16	–	6.1	9500	6	7	–	4.9	93	–	2	2	6	4	–
403	88	28	–	51	13	24	1	24	–	15	–	6.3	6400	13	5	–	6.0	71	20	4	4	4	4	–

[Data exclude vacant seasonal and vacant migratory housing units. For minimum base for derived figures (percent, average, etc.) and meaning of symbols, see text]

Blocks Within Census Tracts	Total population	Percent of total population: Negro	Percent of total population: In group quarters	Percent of total population: Under 18 years	Percent of total population: 62 years and over	Year-round housing units: Total	Year-round housing units: Lacking some or all plumbing facilities	Year-round housing units: Units in — One unit structures	Year-round housing units: Units in — Structures of 10 or more units	Occupied housing units: Owner: Total	Owner: Lacking some or all plumbing facilities	Owner: Average number of rooms	Owner: Average value (dollars)	Owner: Percent Negro	Occupied housing units: Renter: Total	Renter: Lacking some or all plumbing facilities	Renter: Average number of rooms	Renter: Average contract rent (dollars)	Renter: Percent Negro	Occupied housing units: 1.01 or more persons per room: Total	1.01 or more persons per room: With all plumbing facilities	One-person households	With female head of family	With roomers, boarders, or lodgers
404	81	–	–	40	15	31	1	23	–	17	–	5.5	6700	–	8	1	5.6	104	–	2	2	4	2	1
405	80	3	–	34	11	31	1	20	–	17	1	5.5	7800	–	12	–	3.4	85	17	2	2	12	5	1
406	74	12	–	31	22	35	–	21	–	15	–	5.6	8400	7	17	–	4.0	90	–	3	3	15	3	2
407#	103	27	–	45	16	28	–	20	–	14	–	6.0	8200	7	11	–	4.7	84	27	7	7	3	5	–
408	83	17	–	33	29	32	–	27	–	22	–	5.6	7000	5	8	–	5.5	92	13	1	1	8	8	1
409	62	23	–	24	21	33	5	16	–	13	1	6.0	10700	15	15	2	3.6	87	–	1	1	12	5	1
410	69	–	–	17	23	34	–	17	–	14	–	5.9	8500	–	17	–	4.0	76	–	1	1	12	3	3
411	106	34	–	34	13	45	3	22	–	15	1	6.1	6600	13	27	2	4.2	82	37	3	3	11	9	3
412	102	33	–	35	19	28	–	23	–	21	–	6.5	6600	19	4	...	...	...	...	3	3	2	2	3
413#	75	15	–	32	12	25	3	18	–	17	–	6.8	8900	12	6	3	3.7	95	–	–	–	7	–	1
31	4461	–	–	29	18	1675	35	1475	–	1245	26	5.2	10200	–	360	8	4.4	87	–	65	65	337	128	33
101	9	–	–	11	11	6	–	1	–	–	–	–	–	–	6	–	2.8	91	–	–	–	4	–	–
102	20	–	–	25	35	12	–	9	–	6	–	5.0	...	–	5	–	4.0	...	–	1	1	7	–	–
103	66	–	–	44	17	22	–	22	–	18	–	5.3	8700	–	4	...	...	...	–	1	1	6	4	–
104	61	–	–	38	21	21	–	17	–	14	–	5.1	11300	–	7	–	4.6	90	–	1	1	6	1	–
105	53	–	–	32	15	17	–	15	–	13	–	5.3	10200	–	3	...	...	...	–	1	1	2	1	1
106	74	–	–	31	22	23	–	22	–	20	–	4.9	9200	–	3	...	...	...	–	3	3	–	1	2
107	82	–	–	38	10	26	–	22	–	19	–	4.9	10800	–	5	–	4.0	92	–	1	1	3	–	–
108	79	–	–	30	10	29	–	26	–	19	–	4.6	8500	–	9	–	4.9	91	–	–	–	3	2	–
109	55	–	–	27	22	21	1	21	–	16	1	5.2	8300	–	4	...	...	...	–	–	–	3	4	–
110	25	–	–	20	32	11	2	11	–	9	2	4.9	10000	–	2	...	...	...	–	–	–	2	–	–
111	68	–	–	34	19	23	–	21	–	18	–	4.8	10800	–	5	–	4.6	...	–	1	1	3	–	1
112	29	–	–	28	14	10	–	10	–	9	–	4.9	10100	–	1	...	...	...	–	1	1	–	1	–
113	27	–	–	15	30	11	–	11	–	11	–	4.7	9900	–	–	–	–	–	–	–	–	2	–	–
114	67	–	–	28	13	25	1	25	–	15	–	4.9	9900	–	10	1	4.9	82	–	–	–	5	2	–
115	37	–	–	5	41	18	2	18	–	15	1	4.3	9800	–	3	...	...	...	–	–	–	3	1	–
116	81	–	–	28	17	27	1	25	–	24	–	5.0	10400	–	2	...	...	...	–	1	1	2	–	–
117	70	–	–	17	23	28	1	24	–	20	1	5.2	9900	–	6	–	3.8	83	–	–	–	3	4	–
201	66	–	–	18	20	28	1	26	–	22	1	5.0	10600	–	6	–	4.5	...	–	1	1	4	3	–
202	57	–	–	14	14	26	1	26	–	25	1	4.5	11000	–	1	...	...	...	–	–	–	8	–	–
203	53	–	–	21	17	19	–	19	–	17	–	5.2	11500	–	2	...	...	...	–	–	–	2	1	–
204	68	–	–	29	9	23	–	23	–	18	–	4.9	10500	–	4	...	...	...	–	1	1	4	1	–
205	31	–	–	19	26	15	–	13	–	13	–	5.1	9800	–	2	...	...	...	–	1	1	7	–	–
206	45	–	–	36	9	15	–	15	–	10	–	4.4	8800	–	4	...	...	...	–	1	1	3	–	–
207	80	–	–	19	26	35	2	35	–	32	2	4.8	9300	–	3	...	...	...	–	–	–	11	2	1
208	43	–	–	33	16	19	3	17	–	10	2	4.7	11000	–	7	1	3.7	69	–	2	2	6	1	–
209	62	–	–	19	21	24	–	24	–	24	–	5.1	12200	–	–	–	–	–	–	–	–	4	1	–
210	67	–	–	18	21	27	–	27	–	27	–	4.7	11400	–	–	–	–	–	–	1	1	2	3	–
211	59	–	–	34	10	20	–	20	–	16	–	4.6	11900	–	4	...	...	...	–	1	1	3	1	–
212	66	–	–	23	12	26	–	25	–	24	–	5.3	12600	–	2	...	...	...	–	–	–	4	3	–
213	49	–	–	27	8	17	–	17	–	15	–	5.0	14300	–	2	...	...	...	–	1	1	2	3	–
214	36	–	–	42	11	13	1	13	–	8	1	4.9	9900	–	3	...	...	...	–	1	1	3	2	–
215	40	–	–	33	3	13	–	13	–	12	–	5.3	13100	–	1	...	...	...	–	1	1	2	1	–
301	43	–	–	35	12	14	–	14	–	13	–	5.1	11800	–	1	...	...	...	–	1	1	2	2	–
302	53	–	–	34	17	21	–	21	–	18	–	5.1	13000	–	2	...	...	...	–	1	1	6	–	–
303	42	10	–	36	17	14	–	13	–	12	–	4.9	12800	8	2	...	...	...	...	1	1	3	–	–
304	67	–	–	24	28	24	–	24	–	20	–	5.2	10900	–	3	...	...	...	–	3	3	6	2	–
305	81	–	–	25	31	39	2	27	–	23	2	5.3	11100	–	13	–	4.3	61	–	–	–	10	6	4
306	110	–	–	31	20	43	2	30	–	30	2	5.2	9100	–	11	–	4.7	99	–	2	2	14	3	2
307	39	–	–	15	36	21	1	21	–	18	1	4.8	8300	–	3	...	...	...	–	1	1	10	–	2
308	46	–	–	24	24	17	–	13	–	10	–	5.0	10300	–	7	–	3.9	83	–	1	1	2	3	1
309	48	–	–	23	23	21	–	21	–	17	–	4.2	9400	–	2	...	...	...	–	–	–	5	1	–
310	37	–	–	24	22	15	–	15	–	13	–	4.4	10300	–	2	...	...	...	–	–	–	3	2	1
311	57	–	–	44	12	16	–	16	–	15	–	5.3	10100	–	1	...	...	...	–	3	3	3	–	–
312	59	–	–	19	17	23	–	23	–	20	–	4.5	10300	–	3	...	...	...	–	1	1	5	2	–
313	60	–	–	22	30	26	1	22	–	18	1	5.2	9600	–	7	–	3.7	68	–	–	–	5	2	–
314	101	–	–	25	25	38	2	33	–	30	1	5.9	10500	–	6	1	4.3	85	–	–	–	8	4	1
401	86	–	–	20	35	40	1	30	–	28	1	5.6	9800	–	9	–	3.3	73	–	–	–	13	6	–
402	56	–	–	27	18	22	–	18	–	15	–	5.1	12500	–	5	–	6.2	120	–	1	1	2	2	–
403	72	–	–	26	26	30	–	22	–	23	–	5.4	10400	–	5	–	1.8	106	–	2	2	7	2	–
404	59	–	–	29	19	23	1	23	–	17	1	5.6	9200	–	5	–	5.2	...	–	–	–	6	1	–
405	29	–	–	41	7	9	–	9	–	6	–	5.3	10400	–	2	...	...	...	–	2	2	1	–	–
407	52	–	–	27	23	20	–	20	–	16	–	5.1	10300	–	3	...	...	...	–	–	–	5	–	–
408	47	–	–	30	19	20	1	18	–	15	1	5.2	11400	–	4	...	...	...	–	–	–	6	3	–
409	43	–	–	26	12	16	–	15	–	13	–	5.5	10000	–	3	...	...	...	–	–	–	4	1	–
410	46	–	–	35	22	14	–	14	–	13	–	6.1	9900	–	1	...	...	...	–	1	1	1	2	–
411	62	–	–	29	13	22	–	18	–	14	–	5.1	9300	–	8	–	4.5	98	–	–	–	4	1	–
412	36	–	–	6	50	20	–	18	–	14	–	5.1	10500	–	5	–	5.0	...	–	–	–	6	–	–
413	29	–	–	48	7	8	–	7	–	7	–	6.0	12900	–	1	...	...	...	–	1	1	2	1	1
414	177	–	–	36	11	54	1	45	–	39	–	5.6	11500	–	14	1	4.1	96	–	2	2	6	4	1
415	40	–	–	45	10	13	–	13	–	12	–	5.4	10400	–	–	–	–	–	–	2	2	3	–	1
501	60	–	–	32	12	22	–	18	–	13	–	5.5	7500	–	8	–	4.4	77	–	–	–	4	4	1
502	40	–	–	40	20	17	1	13	–	9	–	5.2	8800	–	5	1	4.8	...	–	–	–	4	–	–
503	73	3	–	44	6	21	–	19	–	14	–	5.7	9300	–	5	–	4.6	82	20	3	3	2	1	–
504	51	–	–	37	4	16	–	16	–	14	–	5.2	10000	–	2	...	...	...	–	–	–	1	2	1
505	52	–	–	25	23	22	1	18	–	14	1	5.5	12200	–	7	–	4.3	93	–	–	–	6	2	–
506	135	4	–	29	13	47	3	34	–	30	1	5.7	7900	3	15	1	4.3	97	–	4	4	2	3	1
508	56	–	–	38	16	18	–	18	–	17	–	5.7	7700	–	–	–	–	–	–	–	–	1	3	1
509	10	–	–	30	20	3	...	...	...	...	...	...	...	–	...	...	...	...	–	...	...	...	...	...
510	132	–	6	29	25	59	1	33	–	27	1	5.6	11700	–	23	–	4.0	89	–	3	3	15	5	4
511	50	–	–	36	8	18	–	16	–	10	–	5.7	9000	–	6	–	5.3	116	–	–	–	2	2	1
512	66	–	9	33	14	19	–	17	–	12	–	6.2	8000	–	6	–	5.3	...	–	1	1	3	3	–
513	112	–	–	27	30	46	1	38	–	33	1	5.8	9100	–	11	–	4.1	89	–	1	1	12	4	2
514	120	–	–	41	13	42	–	31	–	21	–	5.7	7500	–	16	–	4.4	91	–	5	5	11	3	2
515	102	–	–	31	10	32	–	25	–	21	–	5.9	8500	–	11	–	4.0	75	–	1	1	7	3	1

[Data exclude vacant seasonal and vacant migratory housing units. For minimum base for derived figures (percent, average, etc.) and meaning of symbols, see text]

Blocks Within Census Tracts	Total population	Percent of total population: Negro	Percent of total population: In group quarters	Percent of total population: Under 18 years	Percent of total population: 62 years and over	Year-round housing units: Total	Year-round housing units: Lacking some or all plumbing facilities	Year-round housing units: Units in—: One-unit structures	Year-round housing units: Units in—: Structures of 10 or more units	Occupied housing units: Owner: Total	Owner: Lacking some or all plumbing facilities	Owner: Average number of rooms	Owner: Average value (dollars)	Owner: Percent Negro	Occupied housing units: Renter: Total	Renter: Lacking some or all plumbing facilities	Renter: Average number of rooms	Renter: Average contract rent (dollars)	Renter: Percent Negro	1.01 or more persons per room: Total	1.01 or more persons per room: With all plumbing facilities	One-person households	With female head of family	With roomers, boarders, or lodgers
32	6383	–	1	38	9	1851	18	1847	–	1712	17	6.2	24300	–	116	1	5.8	158	–	55	54	125	84	7
101	83	–	–	41	2	23	–	23	–	22	–	6.0	13300	–	1	...	...	...	–	–	–	1	2	1
102	60	–	–	32	8	21	–	21	–	19	–	5.7	14500	–	1	...	...	...	–	1	1	2	1	1
103	114	–	–	39	6	31	–	31	–	26	–	6.0	16800	–	4	...	...	...	–	2	2	2	2	–
104	35	–	–	34	9	10	–	10	–	10	–	6.1	19000	–	–	–	–	–	–	1	1	1	–	–
105	71	–	–	31	7	26	–	26	–	22	–	5.8	18400	–	4	...	...	...	–	–	–	4	2	–
106	130	–	–	41	5	38	1	38	–	33	–	5.7	15300	–	5	1	5.4	159	–	2	2	3	3	–
107	76	–	–	37	7	26	–	26	–	22	–	5.7	13900	–	2	...	...	...	–	–	–	1	–	–
108	35	–	–	37	6	9	–	9	–	7	–	5.4	13800	–	2	...	...	...	–	–	–	–	–	–
109	68	–	–	40	4	22	–	22	–	22	–	5.7	15500	–	–	–	–	–	–	–	–	2	4	–
110	132	–	–	26	11	44	1	44	–	41	1	5.5	17700	–	1	...	...	...	–	1	1	1	5	–
111	61	–	–	28	13	20	–	20	–	18	–	5.3	17400	–	2	...	...	...	–	–	–	–	2	–
112	89	–	–	23	15	35	1	35	–	32	1	5.9	20000	–	2	...	...	...	–	–	–	1	3	1
113	55	–	–	35	9	19	–	19	–	19	–	5.3	19100	–	–	–	–	–	–	–	–	2	2	–
114	58	5	–	36	7	19	1	19	–	17	1	5.9	21000	6	2	...	...	...	...	1	1	1	2	–
115	73	–	–	44	3	20	–	20	–	18	–	6.3	22400	–	2	...	...	...	–	–	–	1	–	–
116	66	–	–	47	5	18	–	18	–	18	–	6.4	22700	–	–	–	–	–	–	–	–	1	1	–
117	191	–	–	42	6	53	1	53	–	44	1	6.2	21200	–	6	–	5.7	151	–	1	1	4	4	–
201	177	–	–	31	8	51	–	51	–	51	–	6.5	26600	–	–	–	–	–	–	–	–	2	3	–
202	78	–	–	55	1	18	–	18	–	17	–	6.8	26500	–	–	–	–	–	–	2	2	1	–	–
203	42	–	–	36	12	15	–	15	–	11	–	6.2	29700	–	3	...	...	...	–	–	–	2	–	–
204	136	–	–	42	6	36	–	36	–	35	–	6.6	26200	–	–	–	–	–	–	–	–	–	–	–
205	86	–	–	29	17	30	–	30	–	30	–	6.3	25800	–	–	–	–	–	–	–	–	1	–	–
206	30	–	–	37	13	10	–	10	–	10	–	6.4	25500	–	–	–	–	–	–	–	–	–	–	–
207	39	–	–	26	3	13	1	13	–	13	1	6.6	29400	–	–	–	–	–	–	–	–	–	–	–
208	21	–	–	14	–	9	–	9	–	9	–	6.3	29900	–	–	–	–	–	–	–	–	1	–	–
209	54	–	–	46	7	14	2	14	–	14	2	7.7	45400	–	–	–	–	–	–	–	–	–	–	–
210	63	–	–	43	10	17	–	17	–	17	–	6.8	31800	–	–	–	–	–	–	–	–	1	2	–
211	96	–	–	35	7	27	–	27	–	25	–	7.3	37800	–	1	...	...	...	–	1	1	1	2	–
212	21	–	–	52	–	5	–	5	–	5	–	6.6	29500	–	–	–	–	–	–	–	–	–	–	–
213	191	1	–	48	7	46	1	46	–	45	1	7.0	36500	2	–	–	–	–	–	2	2	2	3	–
214	184	–	–	46	8	47	–	47	–	45	–	6.1	28000	–	2	...	...	...	–	4	4	3	1	–
215	48	–	–	38	4	14	–	14	–	14	–	6.1	31100	–	–	–	–	–	–	1	1	1	–	–
216	68	–	–	35	3	21	–	21	–	19	–	6.7	33400	–	1	...	...	...	–	1	–	1	–	–
217	194	–	–	46	3	50	–	50	–	41	–	6.3	27200	–	8	–	5.6	165	–	3	3	–	2	1
302	68	–	–	46	3	16	–	16	–	13	–	6.2	18200	–	3	...	...	...	–	1	1	–	–	–
303	49	–	–	33	4	15	–	15	–	14	–	5.3	15200	–	1	...	...	...	–	–	–	–	–	–
304	71	–	–	45	1	19	–	19	–	17	–	5.4	15600	–	2	...	...	...	–	1	1	1	1	–
305	87	–	–	46	1	23	–	23	–	22	–	5.5	16900	–	1	...	...	...	–	2	2	–	2	–
306	114	–	–	33	5	34	–	34	–	33	–	5.5	17600	–	1	...	...	...	–	1	1	1	1	–
307	128	–	–	41	1	35	–	35	–	31	–	5.2	16700	–	4	...	...	...	–	3	3	3	–	1
308	148	–	–	47	5	39	–	39	–	38	–	5.4	16600	–	1	...	...	...	–	3	3	4	1	–
309	132	–	–	46	3	34	–	34	–	32	–	5.2	15100	–	2	...	...	...	–	1	1	2	–	–
310	112	–	–	46	3	32	–	32	–	26	–	5.0	13900	–	6	–	5.0	138	–	4	4	1	3	–
311	74	–	–	51	4	18	–	18	–	18	–	5.2	15100	–	–	–	–	–	–	3	3	1	–	–
312	54	–	–	52	2	13	–	13	–	11	–	5.5	14700	–	2	...	...	...	–	2	2	1	–	–
313	63	–	–	44	–	17	–	17	–	14	–	5.4	14100	–	3	...	...	...	–	2	2	1	1	–
314	124	–	–	42	4	35	–	35	–	34	–	5.1	14900	–	1	...	...	...	–	3	3	1	2	–
315	102	–	–	39	5	31	1	31	–	29	1	5.3	14200	–	2	...	...	...	–	1	1	–	5	–
316	107	–	–	40	2	32	–	32	–	28	–	5.3	14800	–	4	...	...	...	–	–	–	4	2	–
317	86	–	–	35	5	27	–	27	–	24	–	5.5	15500	–	3	...	...	...	–	–	–	2	2	–
401	114	–	–	35	8	40	–	40	–	36	–	5.5	19000	–	4	...	...	...	–	1	1	7	4	–
402	372	–	19	34	23	76	1	74	–	72	1	7.3	43800	–	4	...	...	...	–	1	–	2	1	–
403	74	–	–	37	7	19	–	19	–	19	–	8.8	57100	–	–	–	–	–	–	–	–	–	–	–
404	8	–	–	25	–	3	...	...	...	...	...	...	...	–	...	...	...	...	–	...	...	...	...	...
405	65	2	–	43	9	16	–	16	–	16	–	8.5	56300	–	–	–	–	–	–	–	–	–	–	–
406	87	–	–	48	2	18	–	18	–	18	–	8.0	40400	–	–	–	–	–	–	1	1	–	–	–
407	37	–	–	22	11	12	–	12	–	12	–	6.5	30700	–	–	–	–	–	–	–	–	–	2	–
408	142	–	–	37	12	44	2	44	–	41	2	6.0	23800	–	3	...	...	...	–	–	–	3	1	–
409	124	–	–	34	7	36	–	36	–	35	–	7.1	36900	–	1	...	...	...	–	–	–	2	–	1
411	21	–	–	38	5	4	...	...	...	...	...	...	...	–	...	...	...	...	–	...	...	...	...	...
412	7	–	–	29	–	2	...	...	...	...	...	...	...	–	...	...	...	...	–	...	...	...	...	...
413	32	–	–	47	16	8	–	8	–	8	–	7.6	40600	–	–	–	–	–	–	1	1	1	1	–
414	36	–	–	39	3	9	–	9	–	8	–	8.3	51900	–	–	–	–	–	–	–	–	–	–	–
415	24	–	–	42	13	7	–	7	–	6	–	8.2	45000	–	1	...	...	...	–	–	–	1	–	–
416	27	–	–	22	26	8	–	8	–	6	–	9.3	54200	–	2	...	...	...	–	–	–	–	–	–
417	34	–	–	21	32	12	–	12	–	12	–	7.1	48800	–	–	–	–	–	–	–	–	–	–	–
418	28	–	–	29	32	11	–	11	–	11	–	8.2	35200	–	–	–	–	–	–	–	–	4	–	–
501	39	–	–	28	21	14	–	14	–	13	–	6.6	32800	–	–	–	–	–	–	–	–	2	1	–
502	19	–	–	37	16	5	–	5	–	5	–	6.6	39500	–	–	–	–	–	–	–	–	–	–	–
504	47	–	–	40	–	13	–	13	–	13	–	7.5	44400	–	–	–	–	–	–	–	–	–	1	–
505	25	–	–	36	12	8	–	8	–	7	–	6.3	28900	–	–	–	–	–	–	–	–	1	–	–
506	31	–	–	29	19	12	–	12	–	10	–	6.3	19800	–	2	...	...	...	–	–	–	4	–	–
507	43	–	–	26	12	15	1	15	–	15	1	5.9	22900	–	–	–	–	–	–	–	–	3	–	–
508	61	–	–	31	20	24	1	24	–	23	1	6.0	21100	–	–	–	–	–	–	–	–	5	2	–
509	90	–	–	30	26	33	–	33	–	31	–	5.7	14200	–	1	...	...	...	–	–	–	5	1	–
510	56	–	–	21	21	20	–	20	–	19	–	5.1	13500	–	1	...	...	...	–	–	–	–	–	–
511	37	–	–	19	32	15	–	13	–	13	–	5.3	13400	–	2	...	...	...	–	–	–	4	–	–
512	41	–	–	24	20	14	–	14	–	13	–	6.2	25700	–	1	...	...	...	–	–	–	1	–	–
513	15	–	–	40	7	5	–	5	–	5	–	5.8	15800	–	–	–	–	–	–	–	–	2	1	–
514	10	–	–	–	20	6	–	6	–	5	–	4.8	9300	–	–	–	–	–	–	–	–	–	1	–
515	41	–	–	24	20	14	–	14	–	12	–	5.5	12900	–	2	...	...	...	–	–	–	3	1	1
516	55	–	–	29	31	20	2	20	–	17	2	6.2	14700	–	3	...	...	...	–	–	–	4	–	–
517	97	–	–	33	21	31	1	31	–	28	1	5.8	13200	–	3	...	...	...	–	2	2	6	1	–
33	3578	–	–	29	20	1303	20	1232	–	1108	18	5.4	13700	–	160	2	4.8	103	–	43	43	233	80	14
101	37	–	–	30	24	15	–	15	–	10	–	5.6	14400	–	4	...	...	...	–	1	1	4	1	1
102	86	–	–	29	19	29	1	27	–	22	1	5.4	11700	–	7	–	4.9	112	–	2	2	6	3	1
103	50	–	–	26	32	22	1	22	–	21	1	5.4	12300	–	1	...	...	...	–	–	–	8	1	–

[Data exclude vacant seasonal and vacant migratory housing units. For minimum base for derived figures (percent, average, etc.) and meaning of symbols, see text]

Blocks Within Census Tracts	Total population	Percent of total population				Year-round housing units				Occupied housing units												
								Units in—		Owner					Renter					1.01 or more persons per room				
		Negro	In group quarters	Under 18 years	62 years and over	Total	Lacking some or all plumbing facilities	One-unit structures	Structures of 10 or more units	Total	Lacking some or all plumbing facilities	Average number of rooms	Average value (dollars)	Percent Negro	Total	Lacking some or all plumbing facilities	Average number of rooms	Average contract rent (dollars)	Percent Negro	Total	With all plumbing facilities	One-person households	With female head of family	With roomers, boarders, or lodgers
104	149	4	–	24	20	55	–	53	–	46	–	5.7	13500	2	9	–	4.2	94	–	1	1	14	5	–
105	83	–	–	21	19	32	2	32	–	25	2	5.3	12900	–	6	–	4.7	127	–	–	–	4	–	–
106	74	–	–	35	18	23	–	21	–	21	–	5.6	13800	–	2	...	...	...	–	3	3	2	2	1
107	84	–	–	27	16	30	1	30	–	26	1	5.4	12400	–	4	...	...	...	–	1	1	7	3	–
108	60	–	–	37	13	19	–	19	–	16	–	5.7	13400	–	3	...	...	...	–	1	1	2	1	–
109	61	–	–	44	7	17	–	17	–	14	–	6.4	14900	–	2	...	...	...	–	1	1	2	–	–
110	80	–	–	23	31	32	2	32	–	31	2	5.1	12100	–	1	...	...	...	–	1	1	7	2	–
111	34	–	–	27	27	14	–	13	–	13	–	5.5	13400	–	–	–	–	–	–	1	1	3	1	–
112	64	–	–	27	22	23	–	23	–	21	–	5.0	11300	–	2	...	...	...	–	–	–	2	3	–
113	34	–	–	21	27	16	–	16	–	13	–	4.2	9300	–	3	...	...	...	–	–	–	6	1	–
114	31	–	–	29	39	16	–	16	–	14	–	4.4	8800	–	1	...	...	...	–	1	1	6	2	–
115	73	–	–	36	12	28	1	28	–	25	1	4.7	11900	–	1	...	...	...	–	1	1	5	2	–
116	13	–	–	–	46	8	–	8	–	8	–	5.4	15000	–	–	–	–	–	–	–	–	4	–	–
117	83	–	–	31	21	31	1	31	–	28	1	5.2	11700	–	2	...	...	...	–	1	1	6	2	1
118	42	–	–	19	14	17	–	15	–	15	–	5.8	17300	–	2	...	...	...	–	–	–	2	1	–
201	35	–	–	31	11	13	1	13	–	12	1	5.9	19700	–	1	...	...	...	–	–	–	2	–	–
202	80	–	9	35	28	29	–	29	–	28	–	5.5	12700	–	–	–	–	–	–	–	–	6	1	–
203	20	–	–	30	25	7	–	7	–	6	–	5.7	19600	–	1	...	...	...	–	–	–	1	–	–
204	85	–	–	29	11	26	–	26	–	23	–	5.7	16500	–	3	...	...	...	–	–	–	2	2	–
205	58	–	–	36	19	15	–	15	–	15	–	5.7	15500	–	–	–	–	–	–	3	3	1	–	–
206	64	–	–	42	6	16	–	16	–	15	–	6.5	16500	–	1	...	...	...	–	1	1	1	2	–
207	40	–	–	30	23	15	1	15	–	15	1	5.9	20700	–	–	–	–	–	–	–	–	2	–	–
208	36	–	–	25	19	14	–	14	–	13	–	5.4	18300	–	1	...	...	...	–	–	–	3	–	–
209	93	–	–	34	13	29	–	29	–	28	–	5.4	13800	–	1	...	...	...	–	–	–	1	1	–
210	27	–	–	52	–	6	–	6	–	4	...	...	...	–	2	...	...	...	–	–	–	–	–	–
211	39	–	–	36	5	14	1	14	–	13	1	6.5	22700	–	–	–	–	–	–	–	–	4	1	–
212	28	–	–	39	25	9	–	9	–	8	–	6.3	22800	–	1	...	...	...	–	–	–	2	–	–
213	87	–	–	35	16	26	–	26	–	24	–	5.8	16100	–	2	...	...	...	–	3	3	3	–	–
214	84	–	–	35	6	27	1	27	–	25	1	5.8	19000	–	2	...	...	...	–	–	–	4	2	1
215	47	–	–	13	28	20	–	20	–	20	–	5.3	19600	–	–	–	–	–	–	–	–	5	1	–
216	59	–	–	37	25	19	1	19	–	18	1	5.5	23700	–	1	...	...	...	–	–	–	3	1	1
217	60	–	–	15	15	23	–	23	–	22	–	5.3	17200	–	–	–	–	–	–	1	1	1	–	–
218	66	–	–	24	15	24	1	24	–	24	1	5.1	17300	–	–	–	–	–	–	1	1	4	1	–
301	54	–	–	20	32	20	–	18	–	19	–	5.3	11100	–	1	...	...	...	–	1	1	3	1	–
302	39	–	–	23	21	17	–	17	–	16	–	4.9	11300	–	–	–	–	–	–	–	–	3	–	–
303	30	–	–	20	37	14	–	12	–	10	–	4.3	8500	–	4	...	...	...	–	1	1	4	3	–
304	15	–	–	–	20	6	–	6	–	5	–	4.8	9300	–	1	...	...	...	–	–	–	–	–	–
305	39	–	–	13	36	20	1	19	–	16	1	5.0	13500	–	2	...	...	...	–	–	–	5	–	–
307	66	–	–	30	15	22	–	20	–	18	–	5.7	12400	–	2	...	...	...	–	1	1	3	2	–
308	59	–	–	36	19	19	–	19	–	13	–	4.5	8800	–	5	–	4.8	...	–	2	2	1	1	–
309	35	–	–	17	37	16	–	16	–	16	–	5.0	11100	–	–	–	–	–	–	–	–	4	1	–
310	72	–	–	40	15	22	–	19	–	19	–	5.5	12800	–	3	...	...	...	–	1	1	3	1	–
311	54	2	–	26	26	21	–	21	–	19	–	5.2	10200	–	2	...	...	...	...	–	–	3	1	1
312	49	–	–	31	12	16	–	10	–	12	–	5.5	12900	–	4	...	...	...	–	1	1	3	–	1
313	39	–	–	21	28	16	–	12	–	9	–	5.7	15300	–	5	–	5.0	92	–	–	–	3	1	1
314	37	–	–	16	35	16	1	12	–	12	–	5.3	9200	–	4	...	...	...	–	–	–	5	1	–
315	50	–	–	18	24	21	–	21	–	19	–	5.5	11900	–	2	...	...	...	–	–	–	6	–	–
316	67	–	–	34	9	19	–	19	–	17	–	5.6	11000	–	2	...	...	...	–	–	–	1	1	–
401	57	–	–	35	16	20	–	20	–	18	–	5.3	10200	–	2	...	...	...	–	1	1	5	–	–
402	58	–	–	33	9	20	–	20	–	16	–	5.3	11400	–	3	...	...	...	–	2	2	3	–	–
403	53	–	–	19	25	25	1	13	–	13	–	5.0	11300	–	11	1	4.2	85	–	–	–	8	2	–
404	28	–	–	25	25	16	–	8	–	4	...	...	...	–	7	–	3.9	69	–	1	1	–	3	–
405	40	–	–	23	18	19	–	10	–	8	–	5.0	...	–	8	–	4.6	104	–	–	–	2	2	–
406	58	–	–	33	14	18	–	18	–	13	–	4.9	10500	–	4	...	...	...	–	1	1	1	2	1
407	56	–	–	32	14	21	1	21	–	15	1	5.5	11800	–	5	–	5.0	73	–	–	–	4	1	–
408	51	–	–	31	14	20	1	18	–	16	1	5.2	11600	–	1	...	...	...	–	2	2	2	2	1
409	56	–	–	29	32	20	–	20	–	19	–	5.5	11000	–	1	...	...	...	–	–	–	3	1	1
410	57	–	–	33	26	23	–	21	–	19	–	4.9	12200	–	4	...	...	...	–	2	2	7	4	–
411	54	–	–	35	28	19	–	19	–	16	–	5.9	13100	–	3	...	...	...	–	2	2	5	–	–
412	42	–	–	26	36	16	–	13	–	14	–	5.8	10700	–	2	...	...	...	–	–	–	3	2	–
413	57	–	–	21	30	21	–	21	–	19	–	5.7	11100	–	2	...	...	...	–	–	–	4	2	1
414	60	7	–	35	17	21	–	19	–	16	–	5.9	13400	6	4	...	...	...	...	1	1	4	4	1
34	4804	12	1	29	17	1717	38	1527	1	1343	26	5.5	9500	5	287	12	4.6	75	15	103	100	333	140	37
101	4	...	...	...	...	1	...	...	...	...	...	...	...	...	...	...	...	...	...	...	...	...	...	...
102	54	–	–	32	19	22	1	18	–	12	–	6.3	7100	–	10	1	4.9	53	–	1	–	9	2	1
103	15	–	–	33	7	4	...	...	...	...	...	...	...	–	...	...	...	...	–	...	...	...	...	...
104	18	–	11	17	11	9	1	5	–	5	–	4.8	...	–	4	...	...	...	–	–	–	4	2	–
105	11	–	–	9	18	6	–	6	–	4	...	...	...	–	2	...	...	...	–	–	–	2	–	–
106	59	–	–	31	5	22	1	22	–	18	1	4.9	10000	–	3	...	...	...	–	1	1	2	2	–
109	121	16	–	34	15	48	–	38	–	30	–	5.8	7000	13	11	–	4.2	85	–	5	5	6	6	–
110#	74	15	–	27	14	24	–	22	–	18	–	5.4	8500	17	5	–	4.6	92	–	4	4	3	5	1
111	72	–	–	22	18	25	–	25	–	25	–	4.8	9500	–	–	–	–	–	–	2	2	3	1	2
112	62	–	18	21	31	20	–	16	–	17	–	5.5	11200	–	3	...	...	...	–	–	–	5	3	1
113	41	–	–	22	37	16	–	14	1	12	–	5.9	9300	–	3	...	...	...	–	–	–	1	4	–
114#	71	51	–	41	9	24	–	18	–	10	–	5.2	8200	20	10	–	5.7	62	60	1	1	2	5	1
115	119	3	–	32	13	42	6	31	–	34	4	5.9	7300	3	7	2	4.3	74	–	2	2	10	4	–
116	83	60	–	41	18	22	–	19	–	15	–	6.5	6200	33	7	–	4.9	75	57	2	2	3	5	1
117#	66	62	2	44	8	21	–	14	–	9	–	5.8	13200	44	8	–	5.0	75	38	3	3	3	2	–
118#	39	31	–	23	18	19	1	12	–	7	–	6.6	5700	–	9	1	4.4	69	44	–	–	4	3	2
201	51	33	–	14	18	18	–	17	–	14	–	5.9	6400	14	4	...	...	...	...	1	1	4	3	–
202	40	50	–	33	10	17	2	15	–	11	1	6.1	6200	27	4	...	...	...	...	2	2	4	1	–
203	52	81	–	50	12	13	–	13	–	12	–	6.0	5200	42	1	...	...	...	...	3	3	5	3	–
204	55	66	–	38	9	18	1	15	–	15	1	6.1	5600	53	2	...	...	...	...	1	1	2	3	–
205	44	–	–	27	11	20	–	18	–	12	–	5.6	7900	–	4	...	...	...	–	1	1	3	1	–
206	48	–	–	21	19	22	–	19	–	17	–	5.6	6900	–	5	–	4.6	74	–	–	–	12	1	–
207	44	–	–	5	32	20	–	16	–	16	–	6.1	7500	–	3	...	...	...	–	2	2	6	2	2
208	64	25	–	31	27	22	–	19	–	17	–	6.1	8900	18	4	...	...	...	...	2	2	7	–	1
209	113	–	–	27	18	39	–	36	–	32	–	5.8	8400	–	5	–	6.0	...	–	2	2	6	1	1

[Data exclude vacant seasonal and vacant migratory housing units. For minimum base for derived figures (percent, average, etc.) and meaning of symbols, see text]

Blocks Within Census Tracts	Total population	Percent of total population				Year-round housing units				Occupied housing units												
								Units in—		Owner					Renter					1.01 or more persons per room				
		Negro	In group quarters	Under 18 years	62 years and over	Total	Lacking some or all plumbing facilities	One-unit structures	Structures of 10 or more units	Total	Lacking some or all plumbing facilities	Average number of rooms	Average value (dollars)	Percent Negro	Total	Lacking some or all plumbing facilities	Average number of rooms	Average contract rent (dollars)	Percent Negro	Total	With all plumbing facilities	One-person households	With female head of family	With roomers, boarders, or lodgers
210	123	4	–	26	24	40	–	37	–	37	–	6.0	8100	3	3	...	...	...	...	2	2	5	4	1
211	85	–	7	27	21	29	1	29	–	27	1	5.6	8400	–	1	...	...	...	–	2	2	7	1	1
212	76	–	–	30	29	27	1	26	–	23	1	5.9	8400	–	3	...	...	...	–	–	–	5	2	–
213	4	...	...	...	...	1	...	...	...	...	...	...	...	...	...	...	...	...	...	...	...	...	...	...
214	23	–	–	17	35	8	–	8	–	8	–	5.5	9300	–	–	–	–	–	–	1	1	2	–	–
302	65	–	–	34	25	28	1	23	–	18	–	5.2	8900	–	7	1	4.6	94	–	1	1	8	5	1
303#	82	–	–	29	20	25	–	22	–	19	–	6.2	6800	–	6	–	4.8	89	–	1	1	6	–	1
304	21	–	–	33	10	7	–	7	–	6	–	4.8	11700	–	1	...	...	...	–	–	–	–	–	–
305	34	–	–	27	12	13	1	13	–	12	1	4.5	8100	–	1	...	...	...	–	–	–	3	–	–
306	74	–	–	15	28	35	–	33	–	33	–	4.8	8400	–	–	–	–	–	–	–	–	11	1	1
307	77	–	–	10	38	32	–	32	–	30	–	4.9	9000	–	2	...	...	...	–	1	1	6	3	1
308	75	–	–	21	20	28	–	28	–	26	–	4.8	8800	–	1	...	...	...	–	1	1	3	1	–
309	94	–	–	34	18	30	1	30	–	28	1	5.1	9300	–	1	...	...	...	–	3	3	2	1	–
310	70	–	–	16	17	28	1	27	–	25	1	5.0	8500	–	2	...	...	...	–	1	1	4	2	–
311	56	–	–	25	16	22	–	19	–	18	–	5.5	9300	–	3	...	...	...	–	–	–	4	2	–
312	72	4	–	25	24	27	–	19	–	22	–	5.4	8900	5	4	...	...	...	...	1	1	5	3	3
313	61	–	–	30	16	20	1	20	–	18	1	5.2	12000	–	2	...	...	...	–	1	1	3	1	–
314	44	–	–	16	30	16	–	16	–	13	–	5.3	10100	–	2	...	...	...	–	–	–	3	2	1
315	56	–	–	34	11	19	–	19	–	15	–	5.2	14800	–	3	...	...	...	–	1	1	1	1	1
316	21	–	–	33	10	6	–	6	–	6	–	5.5	20800	–	–	–	–	–	–	–	–	–	1	–
401	3	...	...	...	...	1	...	...	...	...	...	...	...	...	...	...	...	...	...	...	...	...	...	...
402	66	–	–	47	11	14	–	14	–	14	–	5.1	15400	–	–	–	–	–	–	5	5	2	1	–
403	55	11	–	22	9	21	–	21	–	17	–	5.4	9700	6	3	...	...	...	...	–	–	1	–	–
404	48	–	–	21	25	19	–	19	–	18	–	5.1	10100	–	1	...	...	...	–	1	1	4	–	1
405	30	–	–	13	30	14	1	14	–	12	1	5.3	9400	–	1	...	...	...	–	–	–	3	–	1
406	90	7	–	36	3	30	–	30	–	26	–	4.5	10000	4	3	...	...	...	...	2	2	2	4	–
407	63	–	–	27	10	26	–	26	–	21	–	4.5	8900	–	3	...	...	...	–	–	–	4	2	1
409	7	–	–	–	29	4	...	...	...	...	...	...	...	–	...	...	...	...	–	...	...	...	...	...
411	65	–	–	20	20	24	–	23	–	22	–	5.7	11100	–	2	...	...	...	–	–	–	6	1	–
412	50	–	–	20	28	20	–	16	–	17	–	4.9	7400	–	2	...	...	...	–	2	2	3	2	1
413	26	–	–	12	39	12	–	10	–	9	–	5.3	8100	–	2	...	...	...	–	–	–	1	1	–
414	36	–	–	28	25	14	1	11	–	10	1	5.3	8700	–	4	...	...	...	–	1	1	3	–	–
415	39	–	–	21	31	15	–	15	–	13	–	5.4	6600	–	2	...	...	...	–	–	–	4	1	1
416	57	–	–	7	19	25	–	22	–	20	–	5.2	10800	–	5	–	4.8	...	–	1	1	3	3	1
417	15	–	–	13	13	8	–	6	–	3	...	...	...	–	3	...	...	...	–	–	–	1	1	–
418	28	–	–	32	11	12	1	12	–	10	1	6.2	5900	–	–	–	–	–	–	1	1	5	–	1
419	55	29	–	29	22	24	1	19	–	17	1	5.8	7200	12	2	...	...	...	...	4	3	6	2	–
501	75	1	–	36	19	26	–	25	–	22	–	5.9	6200	–	2	...	...	...	...	1	1	6	2	–
502	75	–	–	36	12	21	–	20	–	18	–	5.5	8100	–	3	...	...	...	–	3	3	3	1	1
504#	92	75	–	38	10	23	–	8	–	10	–	5.6	8300	60	11	–	4.0	73	73	7	7	1	5	–
505	81	88	–	44	3	18	–	15	–	11	–	6.7	6700	73	5	–	4.6	53	60	4	4	3	1	–
507	67	43	24	22	15	19	–	17	–	15	–	5.6	7100	7	2	...	...	...	...	1	1	3	1	–
508	70	43	–	46	14	25	–	15	–	9	–	5.9	6200	33	13	–	3.6	62	15	2	2	9	2	1
509	72	–	–	33	18	23	–	22	–	15	–	6.7	8900	–	7	–	6.0	85	–	1	1	4	3	–
510	69	26	–	29	20	29	2	19	–	21	–	6.4	8500	14	6	2	3.7	67	–	–	–	10	1	–
511	79	17	–	32	22	27	2	21	–	20	–	6.9	9300	10	7	2	3.6	58	29	1	1	8	2	1
512	70	–	–	23	27	26	2	22	–	21	1	6.7	11000	–	4	...	...	...	–	–	–	4	1	1
513	91	–	–	39	18	26	–	24	–	25	–	6.7	10000	–	–	–	–	–	–	3	3	6	2	–
901	2	...	...	...	...	1	...	...	...	...	...	...	...	...	...	...	...	...	...	...	...	...	...	...
902	207	1	–	31	9	67	2	67	–	54	2	4.8	13900	2	11	–	4.8	106	–	4	3	11	4	2
903	–	–	–	–	–	1	...	...	...	...	...	...	...	–	...	...	...	...	–	...	...	...	...	...
904	3	...	...	...	...	2	...	...	...	...	...	...	...	...	...	...	...	...	...	...	...	...	...	...
905	60	–	–	33	12	25	1	18	–	19	1	4.7	11800	–	5	–	4.8	...	–	3	3	7	2	–
906	12	–	–	50	8	4	...	...	...	...	...	...	...	–	...	...	...	...	–	...	...	...	...	...
907	28	–	–	32	–	8	–	8	–	7	–	5.3	11600	–	1	...	...	...	–	1	1	–	–	–
908	34	–	–	15	24	16	1	16	–	13	1	4.3	10200	–	1	...	...	...	–	–	–	3	–	–
909	11	–	–	18	–	4	...	...	...	...	...	...	...	–	...	...	...	...	–	...	...	...	...	...
910	101	–	–	27	17	36	2	36	–	32	2	5.0	17800	–	3	...	...	...	–	2	2	6	2	–
914	3	...	...	...	...	1	...	...	...	...	...	...	...	...	...	...	...	...	...	...	...	...	...	...
915	38	–	–	37	11	12	1	12	–	11	1	5.5	22400	–	1	...	...	...	–	1	1	2	–	–
916	88	–	–	27	21	34	1	33	–	27	1	5.0	12700	–	7	–	4.0	75	–	1	1	10	2	–
918	10	–	–	10	10	5	–	5	–	5	–	5.4	20000	–	–	–	–	–	–	–	–	2	–	–
35	3582	–	2	34	11	1220	77	913	1	840	30	5.1	14100	–	325	24	4.4	86	–	69	66	172	105	5
101	1	...	...	...	...	1	...	...	...	...	...	...	...	...	...	...	...	...	...	...	...	...	...	...
102	777	–	–	37	5	272	39	134	–	148	4	5.1	13900	–	103	16	4.3	79	–	16	15	38	26	–
103	85	–	–	41	5	26	1	26	–	20	1	4.9	12500	–	6	–	4.8	118	–	4	4	3	–	–
104	256	–	25	29	27	56	5	55	1	49	4	5.1	12500	–	6	–	4.8	159	–	6	5	3	4	–
105	110	–	–	39	6	35	1	35	–	31	1	5.0	11700	–	3	...	...	...	–	1	1	2	3	–
106	111	–	–	34	3	39	3	37	–	32	–	5.2	12100	–	4	...	...	...	–	–	–	3	1	–
107	123	–	–	38	7	36	1	36	–	32	1	5.3	12600	–	4	...	...	...	–	4	4	2	3	–
201	73	–	–	27	22	30	3	30	–	24	2	5.3	16200	–	4	...	...	...	–	–	–	7	1	1
202	3	...	...	...	...	1	...	...	...	...	...	...	...	...	...	...	...	...	...	...	...	...	...	...
203	36	–	–	39	14	11	1	11	–	8	1	6.1	17000	–	3	...	...	...	–	–	–	2	1	1
205	128	–	–	35	11	39	3	37	–	33	2	5.1	12500	–	6	1	4.3	109	–	4	4	6	3	–
206	58	–	–	31	24	22	2	22	–	20	1	4.9	11400	–	1	...	...	...	–	–	–	3	–	–
207	115	–	–	39	9	37	4	37	–	29	4	4.7	10600	–	7	–	4.7	99	–	1	1	3	5	–
208	100	–	–	37	4	29	1	29	–	25	–	5.0	11400	–	4	...	...	...	–	5	4	5	4	–
301	102	–	–	41	8	38	3	3	–	8	–	4.5	–	–	29	3	4.1	73	–	4	4	12	6	–
302	458	–	–	45	6	156	4	32	–	22	1	4.6	–	–	114	3	4.4	75	–	18	18	18	22	2
303	58	–	–	35	10	21	–	21	–	21	–	5.0	13300	–	–	–	–	–	–	1	1	3	3	–
304	128	–	–	33	9	45	–	45	–	38	–	4.7	11500	–	7	–	4.4	119	–	1	1	6	6	1
305	85	–	–	29	18	32	–	32	–	30	–	4.5	12000	–	1	...	...	...	–	2	2	6	1	–
306	90	–	–	27	13	35	1	35	–	32	1	5.0	13300	–	3	...	...	...	–	–	–	8	4	–
307	75	–	–	21	24	32	–	32	–	30	–	4.9	12800	–	2	...	...	...	–	–	–	7	3	–
308	55	–	–	20	16	22	–	22	–	19	–	5.2	16400	–	2	...	...	...	–	–	–	1	2	–
309	10	–	–	30	10	3	...	...	...	...	...	...	...	–	...	...	...	...	–	...	...	...	...	...
401	5	–	–	–	60	3	...	...	...	...	...	...	...	–	...	...	...	...	–	...	...	...	...	...
402	35	–	–	26	20	12	2	12	–	12	2	5.8	15100	–	–	–	–	–	–	–	–	2	–	–

[Data exclude vacant seasonal and vacant migratory housing units. For minimum base for derived figures (percent, average, etc.) and meaning of symbols, see text]

Blocks Within Census Tracts	Total population	Percent of total population: Negro	Percent of total population: In group quarters	Percent of total population: Under 18 years	Percent of total population: 62 years and over	Year-round housing units: Total	Year-round housing units: Lacking some or all plumbing facilities	Year-round housing units: Units in — One-unit structures	Year-round housing units: Units in — Structures of 10 or more units	Occupied housing units: Owner: Total	Owner: Lacking some or all plumbing facilities	Owner: Average number of rooms	Owner: Average value (dollars)	Owner: Percent Negro	Occupied housing units: Renter: Total	Renter: Lacking some or all plumbing facilities	Renter: Average number of rooms	Renter: Average contract rent (dollars)	Renter: Percent Negro	Occupied housing units: 1.01 or more persons per room: Total	1.01 or more persons per room: With all plumbing facilities	One-person households	With female head of family	With roomers, boarders, or lodgers
403	51	–	–	12	24	22	–	21	–	16	–	5.5	17100	–	6	–	5.2	...	–	–	–	5	–	–
404	62	–	–	18	15	24	–	24	–	23	–	5.2	19600	–	1	...	...	...	–	–	–	3	1	–
405	76	–	–	33	18	27	1	27	–	27	1	5.2	19900	–	–	–	–	–	–	2	2	5	–	–
406	106	–	–	32	8	32	2	32	–	30	2	5.3	16900	–	1	...	...	...	–	–	–	1	1	–
407	50	–	–	32	16	18	–	18	–	18	–	5.8	15400	–	–	–	–	–	–	–	–	3	–	–
410	78	–	–	17	23	32	1	30	–	29	1	5.3	16800	–	3	...	...	...	–	–	–	7	1	–
411	57	–	–	32	5	19	1	19	–	17	1	6.8	22600	–	1	...	...	...	–	–	–	1	2	–
412	25	–	–	12	36	13	–	11	–	12	–	4.8	11500	–	1	...	...	...	–	–	–	5	1	–
101	4059	1	3	34	13	1343	11	1271	5	1055	6	4.9	10200	–	245	5	4.3	89	1	85	85	173	108	18
101	114	4	–	28	16	41	1	39	–	27	1	5.2	11800	4	14	–	4.7	96	–	1	1	6	1	–
102	107	16	68	74	3	10	–	2	5	–	–	–	–	–	10	–	4.0	–	–	2	2	2	1	1
103	48	–	–	29	15	19	–	15	–	13	–	4.8	9400	–	6	–	3.3	114	–	–	–	4	1	–
104	31	–	–	26	29	11	1	11	–	10	1	5.0	11000	–	1	...	...	...	–	1	1	1	2	–
105	18	–	–	28	17	6	–	6	–	5	–	5.8	12500	–	1	...	...	...	–	–	–	1	–	–
106	17	–	–	47	6	4	...	...	...	...	...	...	...	–	...	...	...	...	–	...	...	...	...	...
107	14	–	–	57	–	3	...	...	...	...	...	...	...	–	...	...	...	...	–	...	...	...	...	...
108	35	3	–	26	9	19	1	5	–	2	...	...	...	...	12	–	3.8	88	8	1	1	2	2	2
109	6	–	–	17	33	3	...	...	...	...	...	...	...	–	...	...	...	...	–	...	...	...	...	...
110	3	...	...	...	...	1	...	...	...	...	...	...	...	...	...	...	...	...	...	...	...	...	...	...
111	21	–	–	48	10	7	–	5	–	2	...	...	...	–	4	...	...	...	–	2	2	–	1	–
112	6	–	–	50	–	2	...	...	...	...	...	...	...	–	...	...	...	...	–	...	...	...	...	...
113	2	...	...	...	...	1	...	...	...	...	...	...	...	...	...	...	...	...	...	...	...	...	...	...
114	26	–	–	42	8	9	–	8	–	5	–	5.4	12800	–	3	...	...	...	–	–	–	1	–	–
201	61	–	–	34	8	20	1	18	–	16	–	5.2	11300	–	4	...	...	...	–	–	–	4	5	–
202	67	–	–	39	5	18	–	18	–	13	–	5.4	11300	–	5	–	4.2	...	–	2	2	–	3	–
203	73	–	–	44	10	20	–	20	–	14	–	4.8	9300	–	6	–	5.2	88	–	5	5	2	4	1
204	43	–	–	28	33	17	1	17	–	16	1	4.3	8400	–	1	...	...	...	–	2	2	4	1	–
205	64	–	–	31	17	24	–	22	–	21	–	4.7	8300	–	1	...	...	...	–	2	2	3	4	–
207	65	–	–	45	5	18	–	18	–	15	–	5.2	12000	–	3	...	...	...	–	–	–	1	2	–
208	55	–	–	26	18	20	–	20	–	18	–	4.7	9500	–	2	...	...	...	–	2	2	4	1	–
209	53	–	–	26	17	19	–	19	–	18	–	4.7	8300	–	1	...	...	...	–	1	1	3	2	–
210	71	–	–	51	6	20	–	20	–	17	–	4.9	9500	–	2	...	...	...	–	3	3	1	4	–
211	66	3	–	52	2	17	–	17	–	13	–	4.9	13300	–	4	...	...	...	...	3	3	1	1	–
212	56	–	–	30	9	20	–	20	–	19	–	4.6	9500	–	1	...	...	...	–	–	–	4	1	–
213	267	–	7	39	9	71	–	71	–	53	–	4.8	11200	–	17	–	4.2	83	–	8	8	3	4	–
301#	63	–	–	27	8	20	–	20	–	14	–	4.7	9600	–	5	–	4.6	101	–	1	1	1	2	–
302	66	–	–	33	12	21	–	21	–	18	–	4.9	10300	–	3	...	...	...	–	–	–	1	3	1
303#	57	–	–	35	12	21	–	21	–	15	–	4.5	8700	–	6	–	3.7	83	–	–	–	4	4	–
304	86	–	–	40	9	25	–	25	–	17	–	4.9	10500	–	7	–	5.4	126	–	2	2	2	3	–
305	62	–	–	37	11	20	–	20	–	17	–	4.6	9900	–	3	...	...	...	–	3	3	3	–	–
306	81	–	–	37	21	27	–	27	–	26	–	4.9	9500	–	1	...	...	...	–	1	1	5	–	–
307	102	–	–	32	8	34	–	34	–	30	–	5.1	11000	–	2	...	...	...	–	1	1	2	2	–
308	83	–	–	35	12	25	–	23	–	20	–	5.2	11000	–	5	–	4.4	75	–	2	2	3	1	–
309	54	–	–	28	13	19	–	18	–	17	–	5.5	10300	–	1	...	...	...	–	–	–	1	2	1
310	80	–	–	38	10	26	–	26	–	22	–	4.9	9900	–	3	...	...	...	–	3	3	4	1	–
311	44	–	–	27	21	18	–	18	–	16	–	4.9	9900	–	1	...	...	...	–	–	–	4	4	–
312	49	–	–	20	20	17	–	14	–	15	–	4.6	9700	–	2	...	...	...	–	1	1	1	–	2
313	47	–	–	19	30	16	–	16	–	16	–	4.6	9700	–	–	–	–	–	–	1	1	–	–	–
314	60	–	–	37	18	19	–	19	–	17	–	4.8	9800	–	2	...	...	...	–	2	2	3	–	–
315	62	–	–	34	23	20	–	20	–	17	–	5.4	9600	–	3	...	...	...	–	–	–	1	2	4
401	71	–	–	32	11	28	–	28	–	21	–	4.6	10100	–	3	...	...	...	–	1	1	2	3	1
402	66	–	–	30	15	23	–	23	–	21	–	4.6	10100	–	2	...	...	...	–	1	1	4	1	–
403	74	–	–	32	3	23	–	23	–	19	–	5.2	11000	–	3	...	...	...	–	3	3	–	2	–
404	55	–	–	35	15	23	–	23	–	20	–	5.0	10800	–	2	...	...	...	–	–	–	8	3	–
405	21	–	–	24	5	8	–	8	–	4	...	...	...	–	4	...	...	...	–	–	–	–	1	–
406	80	–	–	41	4	24	–	24	–	22	–	4.6	11300	–	2	...	...	...	–	–	–	1	2	–
407	81	–	–	44	7	24	–	24	–	20	–	4.9	11100	–	4	...	...	...	–	3	3	6	1	–
408	28	–	–	32	7	9	–	9	–	7	–	5.0	13000	–	2	...	...	...	–	–	–	–	–	–
409	45	–	–	29	9	15	–	15	–	15	–	4.9	9600	–	–	–	–	–	–	–	–	2	1	–
410	61	5	64	7	72	10	–	8	–	7	–	4.3	8000	–	3	...	...	...	...	1	1	2	3	–
411	42	–	–	12	17	20	1	17	–	12	1	4.5	8300	–	6	–	4.7	89	–	1	1	4	1	–
412	66	–	–	32	6	22	–	22	–	20	–	4.7	10700	–	2	...	...	...	–	2	2	1	1	1
413	61	–	–	30	20	22	–	20	–	15	–	4.4	10400	–	7	–	3.7	84	–	2	2	3	2	–
414	23	–	–	30	4	7	–	7	–	7	–	5.4	8000	–	–	–	–	–	–	–	–	–	–	–
415	12	–	–	17	25	7	–	7	–	4	...	...	...	–	2	...	...	...	–	–	–	2	–	–
416	39	–	–	28	15	16	–	14	–	14	–	4.8	11400	–	2	...	...	...	–	–	–	3	2	–
501	57	–	–	33	16	21	–	21	–	16	–	5.1	10800	–	5	–	4.4	67	–	–	–	3	3	–
502	72	–	–	19	25	31	–	27	–	20	–	4.8	9500	–	9	–	4.0	76	–	–	–	5	5	1
503	81	–	–	26	25	34	1	30	–	26	–	5.0	9600	–	7	1	3.9	73	–	1	1	8	1	–
506	50	–	–	28	14	19	3	15	–	12	–	4.9	10800	–	7	3	3.1	74	–	2	2	4	1	3
508	19	–	–	16	21	10	–	8	–	6	–	4.8	7000	–	3	...	...	...	–	–	–	5	–	–
510	6	–	–	–	83	5	1	5	–	5	1	4.4	...	–	–	–	–	–	–	–	–	4	–	–
511	43	–	–	23	9	20	–	16	–	13	–	4.9	8200	–	5	–	4.0	...	–	–	–	5	1	–
512	47	–	–	19	6	20	–	20	–	13	–	4.8	10600	–	5	–	5.2	98	–	–	–	1	2	–
513	44	–	–	30	14	18	–	16	–	13	–	4.6	8700	–	3	...	...	...	–	1	1	3	–	–
514	77	–	–	33	7	24	–	24	–	20	–	4.8	11200	–	3	...	...	...	–	1	1	–	–	–
515	52	–	–	39	19	21	–	21	–	17	–	4.7	9900	–	1	...	...	...	–	1	1	4	–	–
516	71	–	–	30	18	25	–	25	–	24	–	4.7	9900	–	1	...	...	...	–	2	2	5	3	–
517	77	–	–	47	12	20	–	20	–	17	–	5.0	9900	–	3	...	...	...	–	3	3	2	–	–
518	66	–	–	33	5	20	–	20	–	16	–	5.1	12300	–	3	...	...	...	–	3	3	1	2	–
519	87	–	–	38	9	26	–	24	–	22	–	4.7	11100	–	3	...	...	...	–	4	4	1	3	–
102	6904	–	1	30	18	2619	74	1774	45	1608	29	5.4	12300	–	915	41	3.9	78	–	125	123	663	194	44
109	14	–	–	–	50	9	–	2	–	2	...	...	...	–	7	–	3.3	74	–	–	–	4	–	–
110	6	–	–	–	33	5	–	3	–	–	–	–	–	–	4	...	...	...	–	...	...	...	...	...
111	32	–	3	13	6	21	3	2	8	2	...	...	...	–	18	3	2.2	75	–	2	2	12	1	–
112	10	–	–	–	60	4	...	...	...	...	...	...	...	–	...	...	...	...	–	...	...	...	...	...
113	13	–	–	–	69	10	–	1	–	4	...	...	...	–	6	–	2.8	60	–	–	–	7	–	–

[Data exclude vacant seasonal and vacant migratory housing units. For minimum base for derived figures (percent, average, etc.) and meaning of symbols, see text]

Blocks Within Census Tracts	Total population	Percent of total population				Year-round housing units				Occupied housing units											
								Units in—		Owner					Renter				1.01 or more persons per room				
		Negro	In group quarters	Under 18 years	62 years and over	Total	Lacking some or all plumbing facilities	One-unit structures	Structures of 10 or more units	Total	Lacking some or all plumbing facilities	Average number of rooms	Average value (dollars)	Percent Negro	Total	Lacking some or all plumbing facilities	Average number of rooms	Average contract rent (dollars)	Percent Negro	Total	With all plumbing facilities	One-person households	With female head of family	With roomers, boarders, or lodgers
114	22	–	–	23	14	14	–	5	2	1	...	...	...	–	11	–	3.1	73	–	–	–	5	3	–
115	69	–	–	19	30	45	6	4	12	3	...	...	...	–	39	6	2.6	61	–	1	1	29	3	2
116	21	–	–	–	48	13	–	3	–	3	...	...	...	–	10	–	3.3	70	–	–	–	8	–	1
117	10	–	–	20	10	6	–	–	–	–	–	–	–	–	6	–	2.7	70	–	–	–	3	–	–
118	11	–	–	9	36	6	–	2	–	–	–	–	–	–	6	–	4.5	66	–	–	–	3	–	–
119	10	–	–	30	–	6	–	–	–	–	–	–	–	–	6	–	1.7	68	–	–	–	4	1	–
120	88	–	17	17	31	43	2	14	12	13	–	6.5	19700	–	28	2	2.8	77	–	1	1	24	2	1
201	62	–	–	23	21	30	–	9	–	9	–	6.3	11300	–	18	–	3.4	76	–	1	1	13	2	1
202	35	–	3	11	49	22	2	5	–	8	2	5.0	...	–	14	–	2.9	64	–	1	1	13	–	–
203	7	–	43	–	43	4	...	...	...	...	...	...	...	–	...	...	...	...	–	...	...	...	...	...
204#	9	–	–	–	56	6	–	1	–	1	...	...	...	–	5	–	2.4	59	–	–	–	4	–	–
206	7	–	–	–	14	4	...	...	...	...	...	...	...	–	...	...	...	...	–	...	...	...	...	...
207	26	–	–	12	31	16	–	5	–	5	–	6.6	...	–	10	–	2.7	71	–	1	1	9	1	1
208	19	–	–	32	16	9	–	5	–	5	–	5.4	...	–	3	...	...	...	–	1	1	3	1	1
209	85	–	7	46	18	30	2	9	–	8	–	6.4	13900	–	21	2	4.3	71	–	1	1	12	5	1
210	2	...	...	...	...	1	...	...	...	...	...	...	...	...	...	...	...	...	...	...	...	...	...	...
211	20	–	–	40	25	7	–	5	–	5	–	6.0	10300	–	2	...	...	...	–	1	1	2	1	–
212	15	–	47	20	13	2	...	...	...	...	...	...	...	–	...	...	...	...	–	...	...	...	...	...
213	18	–	–	44	6	6	–	2	–	2	...	...	...	–	4	...	...	...	–	1	1	3	–	–
215	2	...	...	...	...	1	...	...	...	...	...	...	...	...	...	...	...	...	...	...	...	...	...	...
216	39	–	5	31	26	14	–	8	–	5	–	7.2	15500	–	8	–	4.1	70	–	1	1	4	–	1
217	86	–	–	30	21	41	2	20	–	11	1	6.3	12800	–	27	1	3.7	85	–	1	1	18	2	2
218	47	–	–	19	17	21	–	15	–	12	–	5.6	10500	–	8	–	3.9	85	–	–	–	6	1	–
301	267	–	–	46	9	79	1	57	–	43	–	5.5	9100	–	33	1	4.8	76	–	8	8	14	12	–
302	19	–	–	32	11	7	–	4	–	2	...	...	...	–	5	–	4.8	66	–	–	–	1	1	–
303	19	–	–	16	–	5	–	5	–	2	...	...	...	–	3	...	...	...	–	1	1	–	–	1
304	42	–	–	17	21	21	1	13	–	9	–	5.2	8300	–	11	1	3.9	75	–	–	–	7	1	–
305	27	–	–	30	41	12	–	8	–	8	–	6.1	9600	–	4	...	...	...	–	1	1	4	2	–
307	15	–	93	–	40	3	...	...	...	...	...	...	...	–	...	...	...	...	–	...	...	...	...	...
308	70	–	–	16	34	38	1	14	11	12	–	5.9	9900	–	24	1	3.2	85	–	1	1	18	4	2
309	52	–	–	48	10	14	–	11	–	8	–	6.4	9700	–	6	–	5.0	102	–	1	1	3	3	–
310	4	...	...	...	...	3	...	...	...	...	...	...	...	...	...	...	...	...	...	...	...	...	...	...
311	16	–	–	38	13	5	–	3	–	1	...	...	...	–	4	...	...	...	–	–	–	2	–	–
312	68	–	–	40	15	22	–	10	–	9	–	5.7	8000	–	13	–	4.8	75	–	1	1	8	–	1
313	165	–	–	36	10	56	3	40	–	32	–	5.9	10500	–	22	3	5.2	93	–	3	3	11	7	–
314	54	–	–	28	19	22	1	10	–	10	1	5.9	8800	–	10	–	4.0	80	–	2	2	7	1	2
315	49	–	–	39	18	14	–	11	–	11	–	7.0	10000	–	3	...	...	...	–	–	–	2	1	1
316	91	–	–	28	20	37	4	23	–	23	2	5.8	10500	–	10	2	4.5	73	–	–	–	8	3	1
317	131	–	–	33	14	46	4	30	–	26	1	5.8	12600	–	17	2	4.9	84	–	2	2	7	6	–
318	–	–	–	–	–	1	...	...	...	...	...	...	...	–	...	...	...	...	–	...	...	...	...	...
319	46	–	–	37	13	16	1	8	–	7	–	6.3	8700	–	8	1	4.0	107	–	1	1	3	2	–
320	166	–	–	38	8	49	–	31	–	27	–	6.6	10600	–	20	–	4.4	82	–	2	2	3	6	1
401	152	–	–	39	12	43	1	37	–	32	1	6.0	10200	–	8	–	4.9	86	–	4	4	7	4	2
402	42	–	–	19	19	17	–	15	–	13	–	5.3	10300	–	4	...	...	...	–	–	–	3	1	1
403	80	–	–	31	29	26	–	22	–	20	–	5.7	9900	–	6	–	5.2	83	–	2	2	1	–	–
405	40	–	–	30	15	16	–	12	–	11	–	6.5	12900	–	4	...	...	...	–	–	–	3	2	–
406	77	–	–	38	12	24	1	20	–	22	–	5.0	14000	–	2	...	...	...	–	2	2	5	–	–
407	40	–	–	33	30	15	1	15	–	14	1	5.5	9600	–	1	...	...	...	–	–	–	2	4	1
408#	70	–	–	40	11	22	1	16	–	15	–	5.7	13300	–	7	1	4.4	94	–	2	2	4	4	1
409	163	–	–	28	12	59	–	53	–	46	–	5.5	10400	–	11	–	4.1	100	–	2	2	9	6	1
410	96	–	–	26	20	39	–	35	–	32	–	5.4	9200	–	4	...	...	...	–	1	1	8	1	–
411	118	–	–	30	19	44	–	37	–	36	–	5.6	12300	–	6	–	4.2	110	–	2	2	9	1	–
412	32	–	–	22	19	13	–	11	–	11	–	5.9	13400	–	2	...	...	...	–	–	–	4	2	–
413	46	–	–	35	7	16	–	9	–	10	–	5.6	11500	–	6	–	3.7	114	–	–	–	4	1	–
414	32	–	–	19	47	15	–	15	–	14	–	4.9	8900	–	1	...	...	...	–	–	–	5	–	–
415	37	–	–	19	46	17	–	15	–	15	–	4.9	10900	–	2	...	...	...	–	1	1	6	–	–
416	72	–	–	21	21	32	4	28	–	25	2	4.9	9000	–	6	2	3.8	72	–	–	–	7	2	–
417	75	–	–	25	7	28	–	26	–	26	–	4.8	9300	–	1	...	...	...	–	1	1	4	2	–
418	82	–	–	23	27	32	–	26	–	24	–	5.3	9400	–	8	–	4.1	86	–	1	1	8	5	–
419	75	–	–	32	15	25	1	20	–	20	1	4.8	12100	–	5	–	3.8	101	–	2	2	4	4	1
420	87	–	–	28	14	31	–	31	–	28	–	4.8	11900	–	2	...	...	...	–	1	1	5	2	1
421	98	–	–	35	8	30	–	30	–	25	–	5.1	17700	–	2	...	...	...	–	1	1	1	–	–
422	85	–	–	25	13	27	–	27	–	26	–	5.1	18200	–	1	...	...	...	–	–	–	–	1	1
423	82	–	–	31	15	28	1	27	–	24	1	4.6	15800	–	3	...	...	...	–	1	1	4	1	–
424	67	–	–	36	9	19	1	19	–	18	1	4.9	18000	–	1	...	...	...	–	3	2	1	–	–
501	280	–	–	38	10	81	1	77	–	77	–	5.1	20400	–	3	...	...	...	–	9	9	3	7	1
502	89	–	–	37	5	27	–	26	–	26	–	5.2	25100	–	1	...	...	...	–	2	2	1	1	–
503	48	–	–	44	6	11	–	11	–	11	–	5.6	23600	–	–	–	–	–	–	1	1	–	–	–
504	65	–	–	39	6	18	–	18	–	17	–	5.1	20700	–	1	...	...	...	–	3	3	1	–	–
505	67	–	–	39	10	19	–	19	–	18	–	4.7	16300	–	1	...	...	...	–	2	2	1	–	–
506	48	–	–	40	–	13	–	13	–	12	–	5.3	24700	–	1	...	...	...	–	1	1	–	–	–
507	38	–	–	18	16	13	–	13	–	13	–	4.5	20600	–	–	–	–	–	–	–	–	–	–	–
508	56	–	–	25	18	23	–	23	–	18	–	5.0	13800	–	4	...	...	...	–	–	–	4	1	–
509	74	–	–	24	28	30	–	26	–	26	–	4.6	10100	–	4	...	...	...	–	–	–	5	2	–
510	46	–	–	24	22	17	1	17	–	17	1	4.4	13400	–	–	–	–	–	–	1	1	2	–	1
511	54	–	–	17	48	24	1	23	–	22	1	4.7	10400	–	2	...	...	...	–	–	–	6	2	–
512	67	–	–	24	10	24	–	20	–	19	–	5.4	13300	–	5	–	4.2	95	–	–	–	4	1	–
513	64	–	13	17	30	27	1	18	–	16	–	5.2	8700	–	10	–	4.3	79	–	1	1	9	3	–
514	73	–	–	34	23	23	–	23	–	21	–	5.5	10000	–	2	...	...	...	–	1	1	2	2	–
515	31	–	–	23	16	12	–	10	–	9	–	5.0	11600	–	3	...	...	...	–	–	–	4	1	–
516	76	–	–	29	34	30	1	28	–	26	1	4.7	9300	–	4	...	...	...	–	1	1	8	2	–
518	66	–	–	30	21	22	1	22	–	20	1	4.3	8500	–	1	...	...	...	–	3	3	6	1	1
519	87	–	–	32	17	29	–	25	–	25	–	5.2	9900	–	3	...	...	...	–	2	2	4	2	–
520	96	–	–	35	17	31	–	31	–	27	–	5.8	9900	–	2	...	...	...	–	1	1	1	3	–
521	41	–	–	24	32	17	–	15	–	10	–	4.7	8200	–	7	–	5.1	68	–	–	–	4	–	–
522	66	–	–	21	32	31	4	21	–	19	2	5.6	11400	–	9	1	4.2	70	–	1	1	6	2	–
523	40	–	–	33	23	17	–	9	–	10	–	5.3	10900	–	7	–	3.7	67	–	2	2	8	5	–
601	163	–	–	25	25	72	3	33	–	33	2	5.7	8900	–	35	1	3.9	66	–	2	2	22	3	1
602	62	–	–	36	18	19	–	15	–	13	–	5.9	9400	–	6	–	4.8	71	–	3	3	3	3	–
603	37	–	–	32	16	14	–	9	–	7	–	5.0	7300	–	7	–	4.3	82	–	–	–	4	1	–

[Data exclude vacant seasonal and vacant migratory housing units. For minimum base for derived figures (percent, average, etc.) and meaning of symbols, see text]

Blocks Within Census Tracts	Percent of total population				Year-round housing units				Occupied housing units												
							Units in—		Owner					Renter					1.01 or more persons per room				
	Total population	Negro	In group quarters	Under 18 years	62 years and over	Total	Lacking some or all plumbing facilities	One-unit structures	Structures of 10 or more units	Total	Lacking some or all plumbing facilities	Average number of rooms	Average value (dollars)	Percent Negro	Total	Lacking some or all plumbing facilities	Average number of rooms	Average contract rent (dollars)	Percent Negro	Total	With all plumbing facilities	One-person households	With female head of family	With roomers, boarders, or lodgers
604	50	–	–	36	2	15	1	11	–	8	1	5.4	6100	–	6	–	4.7	91	–	2	2	1	–	1
605	7	–	–	43	–	4	...	...	...	...	...	...	...	–	...	...	...	...	–	...	...	...	...	...
606	135	–	–	33	13	43	1	40	–	35	1	5.4	8300	–	7	–	6.0	66	–	2	2	6	6	1
607	58	–	–	24	29	25	1	23	–	20	1	5.3	9700	–	5	–	4.0	75	–	2	2	8	1	–
608#	51	–	–	31	16	21	2	11	–	10	1	5.6	9500	–	10	1	3.8	78	–	2	2	8	1	–
609	25	–	–	36	16	8	–	6	–	6	–	5.7	10300	–	2	...	...	...	–	1	1	1	–	–
610	76	–	–	37	12	29	–	13	–	15	–	6.3	11900	–	14	–	3.4	80	–	2	2	11	–	–
611#	67	–	–	16	15	26	–	11	–	16	–	5.6	16300	–	10	–	4.1	88	–	1	1	4	2	1
612	61	–	–	23	13	24	1	15	–	14	1	6.7	11800	–	9	–	3.8	86	–	–	–	5	3	–
613	22	–	–	14	9	11	–	5	–	4	...	...	...	–	6	–	3.8	84	–	–	–	4	–	2
614	38	–	–	21	24	18	–	10	–	9	–	6.1	9500	–	8	–	3.5	82	–	–	–	5	1	–
615	38	–	–	32	16	13	–	7	–	7	–	5.9	10800	–	6	–	4.5	84	–	2	2	2	1	1
616#	21	10	–	19	10	10	2	3	–	2	...	...	...	...	8	2	3.1	93	13	2	1	4	–	1
617	27	–	–	30	22	8	–	7	–	6	–	6.5	9200	–	2	...	...	...	–	–	–	2	1	–
618#	26	–	–	23	12	10	–	6	–	3	...	...	...	–	5	–	5.4	94	–	–	–	1	–	–
619#	86	–	–	31	29	36	2	17	–	22	–	6.1	11400	–	12	2	3.4	91	–	1	1	9	4	1
620	98	–	–	24	20	51	–	12	–	14	–	5.9	13900	–	34	–	3.3	82	–	1	1	27	1	–
621#	52	–	4	23	25	25	–	8	–	8	–	4.4	10000	–	15	–	3.1	78	–	4	4	10	5	1
622	51	–	–	18	22	24	1	9	–	8	1	5.1	12500	–	16	–	3.9	76	–	1	1	7	1	–
623	81	–	–	30	6	36	2	11	–	11	1	5.7	16300	–	23	1	3.4	81	–	1	1	13	–	1
624	43	–	–	12	26	26	–	4	–	3	...	...	...	–	23	–	3.1	80	–	–	–	16	4	–
701	1	...	...	...	...	1	...	...	...	...	...	...	...	...	...	...	...	...	...	...	...	...	...	...
702	18	–	–	22	39	9	3	6	–	4	...	...	...	–	5	3	3.6	59	–	–	–	5	1	–
703	11	–	–	18	27	5	1	5	–	4	...	...	...	–	1	...	...	...	–	–	–	2	–	–
704	17	–	–	35	–	6	–	5	–	1	...	...	...	–	5	–	4.8	91	–	–	–	1	–	–
705	15	–	–	20	33	8	–	8	–	3	...	...	...	–	5	–	4.0	...	–	–	–	3	1	–
706	21	–	–	38	–	6	–	5	–	6	–	5.7	8200	–	–	–	–	–	–	1	1	–	–	–
707	40	–	–	33	10	13	–	10	–	10	–	5.9	10200	–	2	...	...	...	–	2	2	3	–	1
103	5163	–	2	35	15	1767	25	1327	93	1179	14	5.5	13100	–	523	7	3.9	86	1	89	87	333	150	19
101	16	–	–	25	6	7	–	7	–	6	–	5.8	19600	–	1	...	...	...	–	–	–	2	–	–
102	37	–	–	19	38	16	–	16	–	14	–	4.7	14600	–	2	...	...	...	–	–	–	2	1	–
103	50	–	–	26	32	21	–	21	–	21	–	5.0	13600	–	–	–	–	–	–	1	1	6	–	–
104	71	–	–	31	14	26	–	26	–	23	–	5.2	17300	–	2	...	...	...	–	–	–	4	–	–
106	47	–	–	36	6	14	–	14	–	14	–	5.8	19400	–	–	–	–	–	–	1	1	–	1	–
107	55	–	–	24	13	20	–	20	–	20	–	5.5	16500	–	–	–	–	–	–	–	–	1	2	–
108	63	–	–	25	19	22	–	22	–	21	–	5.2	14000	–	1	...	...	...	–	1	1	1	1	–
109	72	–	–	28	7	24	–	23	–	20	–	5.2	15400	–	3	...	...	...	–	1	1	1	1	–
110	57	–	–	23	26	24	–	24	–	23	–	5.2	13500	–	1	...	...	...	–	–	–	6	–	1
111	51	–	–	26	31	17	–	17	–	16	–	5.3	12300	–	1	...	...	...	–	–	–	1	–	–
112	16	–	–	13	31	7	1	7	–	7	1	5.6	14100	–	–	–	–	–	–	–	–	2	1	–
114	53	–	–	25	23	21	–	19	–	17	–	5.9	13000	–	4	...	...	...	–	–	–	6	1	–
115	127	–	–	28	34	50	–	35	–	35	–	7.4	23300	–	13	–	3.3	74	–	–	–	13	4	1
116	38	–	–	26	32	15	–	15	–	14	–	5.5	11900	–	1	...	...	...	–	1	1	4	2	–
117	39	–	–	18	21	15	–	15	–	14	–	5.2	11100	–	1	...	...	...	–	–	–	3	–	–
118	41	–	–	27	29	16	–	15	–	15	–	5.3	14000	–	1	...	...	...	–	–	–	4	1	–
201	57	–	–	30	14	17	–	17	–	16	–	5.1	12800	–	1	...	...	...	–	2	2	1	–	–
202	91	–	–	46	11	26	–	20	–	22	–	6.1	12900	–	4	...	...	...	–	5	5	6	2	–
203	104	–	–	44	12	30	–	20	–	24	–	6.0	13200	–	6	–	4.2	80	–	3	3	6	2	–
204	166	–	–	39	13	49	–	36	–	36	–	6.6	13800	–	13	–	4.1	80	–	2	2	7	4	–
205	36	–	–	28	8	13	–	11	–	12	–	6.2	13300	–	1	...	...	...	–	1	1	5	–	–
206	23	–	–	17	35	13	–	6	–	7	–	7.7	16000	–	6	–	3.8	114	–	–	–	7	–	–
208	35	–	–	14	23	22	–	3	–	3	...	...	...	–	18	–	3.5	101	–	–	–	11	2	–
209	166	–	–	35	16	64	1	32	–	28	–	6.8	13400	–	35	1	3.7	104	–	1	1	21	6	1
210	169	–	–	39	10	57	–	38	–	36	–	6.3	13600	–	18	–	4.2	99	–	2	2	9	7	–
211	68	–	–	37	12	19	–	17	–	16	–	6.4	15300	–	3	...	...	...	–	1	1	2	–	–
212	77	–	–	23	13	30	–	24	–	22	–	5.5	10600	–	7	–	4.1	91	–	–	–	4	7	–
213	128	–	–	32	20	46	2	38	–	39	–	5.7	10900	–	6	2	4.3	92	–	2	2	8	2	1
214	82	–	–	33	20	31	2	25	–	20	1	5.9	8600	–	11	1	3.7	84	–	1	1	10	5	–
215	62	–	–	26	19	29	4	22	–	17	4	5.5	8800	–	9	–	3.9	79	–	–	–	7	3	2
301	119	–	–	27	28	44	1	38	–	30	–	5.4	7900	–	12	–	3.8	77	–	3	3	12	1	1
302	136	–	–	36	16	45	3	41	–	35	1	5.0	8500	–	8	1	4.4	64	–	5	5	7	3	2
303	2	...	...	...	...	1	...	...	...	...	...	...	...	...	...	...	...	...	...	...	...	...	...	...
304	8	–	–	13	38	4	...	...	...	...	...	...	...	–	...	...	...	...	–	...	...	...	...	...
305	81	–	–	38	4	25	1	23	–	20	1	5.4	14300	–	5	–	4.4	75	–	1	1	1	2	–
306	39	–	–	56	–	8	–	8	–	7	–	4.6	7700	–	1	...	...	...	–	4	4	–	1	–
307	19	–	–	42	5	6	–	6	–	6	–	5.0	8300	–	–	–	–	–	–	–	–	1	–	–
308	54	9	–	37	–	21	–	9	6	8	–	4.6	11800	13	11	–	3.5	134	–	2	2	4	–	–
310	31	–	–	29	45	16	1	15	–	12	1	4.1	5700	–	3	...	...	...	–	1	1	9	1	–
311	41	–	–	29	7	13	–	11	–	11	–	5.3	11000	–	2	...	...	...	–	–	–	–	1	1
312	26	–	–	15	31	14	–	13	–	12	–	5.0	8300	–	–	–	–	–	–	–	–	3	1	1
313	127	–	–	46	5	40	–	40	–	34	–	5.1	13000	–	3	...	...	...	–	3	3	3	3	1
314	95	–	–	44	4	25	1	25	–	24	1	5.8	14900	–	–	–	–	–	–	2	1	1	2	–
315	97	–	–	43	5	27	–	25	–	24	–	5.8	14600	–	2	...	...	...	–	4	4	2	2	1
316	14	–	–	43	–	2	...	...	...	...	...	...	...	–	...	...	...	...	–	...	...	...	...	...
317	54	–	–	46	2	15	–	15	–	15	–	5.6	20000	–	–	–	–	–	–	–	–	1	–	–
318	72	–	–	44	3	19	–	19	–	17	–	5.1	16500	–	2	...	...	...	–	–	–	–	1	–
319	14	–	–	43	–	4	...	...	...	...	...	...	...	–	...	...	...	...	–	...	...	...	...	...
401	52	–	–	46	6	15	–	15	–	13	–	5.1	9300	–	1	...	...	...	–	1	1	2	–	1
402	51	–	–	33	10	13	–	13	–	13	–	5.1	11000	–	–	–	–	–	–	2	2	–	–	–
403	47	–	–	34	2	12	–	12	–	12	–	4.8	8900	–	–	–	–	–	–	1	1	–	–	–
404	32	–	–	22	25	12	2	12	–	9	2	5.1	9800	–	2	...	...	...	–	–	–	1	1	–
405	48	–	–	38	8	15	–	14	–	13	–	5.2	19600	–	1	...	...	...	–	1	1	1	–	–
406	318	2	32	23	36	82	3	59	23	47	1	5.0	14200	–	27	1	3.0	131	4	4	4	22	–	1
407	99	–	–	48	4	26	–	26	–	19	–	5.4	13800	–	7	–	4.9	101	–	4	4	4	–	–
408	188	–	–	44	4	48	–	48	–	40	–	5.2	15800	–	8	–	4.9	88	–	6	6	3	1	–
409	45	–	–	24	18	16	–	16	–	12	–	4.8	12600	–	4	...	...	...	–	–	–	1	2	–
410	40	–	–	43	–	13	–	13	–	12	–	5.3	16800	–	–	–	–	–	–	–	–	1	1	–
411	98	–	–	44	3	25	–	25	–	25	–	5.4	18100	–	–	–	–	–	–	–	–	–	2	–
415	156	1	–	27	3	76	–	3	42	2	...	...	...	...	66	–	3.6	108	2	–	–	13	10	2

(Data exclude vacant seasonal and vacant migratory housing units. For minimum base for derived figures (percent, average, etc.) and meaning of symbols, see text)

Blocks Within Census Tracts	Total population	Percent of total population				Year-round housing units				Occupied housing units												
								Units in—		Owner					Renter					1.01 or more persons per room				
		Negro	In group quarters	Under 18 years	62 years and over	Total	Lacking some or all plumbing facilities	One-unit structures	Structures of 10 or more units	Total	Lacking some or all plumbing facilities	Average number of rooms	Average value (dollars)	Percent Negro	Total	Lacking some or all plumbing facilities	Average number of rooms	Average contract rent (dollars)	Percent Negro	Total	With all plumbing facilities	One-person households	With female head of family	With roomers, boarders, or lodgers
501	101	–	–	35	20	33	–	33	–	30	–	5.6	8400	–	2	...	...	...	–	3	3	4	3	–
502	43	–	–	16	30	19	1	17	–	16	1	4.8	8900	–	3	...	...	...	–	–	–	5	2	–
503	71	–	–	32	11	25	–	17	–	15	–	5.5	8900	–	9	–	4.6	79	–	2	2	5	3	–
504	10	–	–	50	10	4	...	...	...	...	...	...	...	–	...	...	...	...	–	...	...	...	...	...
505	29	–	–	41	10	12	–	4	–	1	...	...	...	–	9	–	4.6	64	–	–	–	1	4	–
506	172	1	–	26	37	98	–	10	22	–	–	–	–	–	93	–	3.2	62	2	2	2	50	11	2
507	35	–	–	54	6	10	–	6	–	2	...	...	...	–	8	–	4.6	64	–	1	1	1	3	–
508	39	–	–	49	10	11	–	8	–	7	–	5.0	8800	–	4	...	...	...	–	1	1	1	3	–
509	160	–	–	61	2	42	1	6	–	–	–	–	–	–	39	1	5.0	61	–	5	4	–	25	–
511	72	–	–	33	8	26	1	20	–	12	–	5.3	7500	–	12	–	4.3	63	–	1	1	4	5	–
513	32	–	–	28	25	13	–	13	–	10	–	5.3	7000	–	3	...	...	...	–	1	1	5	–	–
514	72	–	–	31	10	23	–	21	–	18	–	5.2	11300	–	4	...	...	...	–	3	3	2	–	–
901	27	–	–	44	4	8	–	8	–	6	–	5.0	14400	–	2	...	...	...	–	1	1	1	–	–
104	3340	–	–	29	17	1210	15	1162	–	1044	11	5.2	13800	–	144	3	4.6	88	–	48	46	199	66	12
101	157	–	–	26	13	57	1	55	–	52	1	6.4	31300	–	4	...	...	...	–	–	–	7	1	–
103	30	–	–	33	7	11	–	11	–	10	–	5.8	17800	–	1	...	...	...	–	–	–	3	–	–
104	34	–	–	44	–	10	–	10	–	10	–	5.5	14900	–	–	–	–	–	–	–	–	1	1	–
105	29	–	–	28	24	11	–	11	–	11	–	5.1	10300	–	–	–	–	–	–	–	–	–	1	–
106	33	–	–	46	9	9	–	9	–	7	–	5.7	13900	–	1	...	...	...	–	1	1	–	–	1
107	51	–	–	33	18	16	–	16	–	15	–	5.3	20100	–	1	...	...	...	–	1	1	2	–	1
108	69	–	–	36	9	22	–	22	–	16	–	4.8	9600	–	5	–	4.8	99	–	–	–	2	–	–
109	58	–	–	29	16	24	–	23	–	19	–	4.6	10300	–	3	...	...	...	–	1	1	4	2	–
110#	39	–	–	28	21	17	1	15	–	12	1	4.3	10000	–	5	–	4.2	83	–	1	1	7	3	–
111	31	–	–	23	32	14	–	14	–	13	–	4.5	8900	–	1	...	...	...	–	1	1	4	1	–
112	32	–	–	16	19	16	1	16	–	16	1	4.6	10200	–	–	–	–	–	–	–	–	7	–	–
113	29	–	–	52	–	6	–	6	–	5	–	5.8	...	–	1	...	...	...	–	2	2	–	1	–
114	39	–	–	36	10	11	–	11	–	11	–	6.0	15100	–	–	–	–	–	–	–	–	1	1	–
115	27	–	–	48	4	7	–	7	–	7	–	6.1	21300	–	–	–	–	–	–	–	–	–	–	–
116	26	–	–	27	19	9	–	7	–	8	–	4.8	15700	–	1	...	...	...	–	–	–	–	–	–
118	12	–	–	17	8	4	...	...	...	...	...	...	...	–	...	...	...	...	–	...	...	...	...	...
202	40	–	–	35	13	11	–	11	–	10	–	5.2	16100	–	1	...	...	...	–	2	2	–	1	–
203	15	–	–	27	–	6	–	6	–	6	–	5.7	14200	–	–	–	–	–	–	–	–	1	–	–
204	43	–	–	35	7	13	–	13	–	13	–	5.0	12600	–	–	–	–	–	–	1	1	–	–	–
205	43	–	–	37	2	14	–	14	–	12	–	4.3	10400	–	2	...	...	...	–	1	1	2	–	–
206	23	–	–	17	57	11	–	11	–	11	–	4.7	7600	–	–	–	–	–	–	–	–	4	2	–
207	35	–	–	37	23	11	–	11	–	11	–	4.5	10600	–	–	–	–	–	–	1	1	–	3	1
208	19	–	–	11	58	10	–	10	–	9	–	4.3	10400	–	–	–	–	–	–	–	–	2	–	–
209	50	–	–	24	12	18	–	18	–	16	–	4.9	11100	–	2	...	...	...	–	–	–	2	–	–
210	96	–	–	32	8	32	–	32	–	31	–	4.8	10400	–	1	...	...	...	–	2	2	3	–	–
211	55	–	–	29	6	16	2	16	–	14	1	5.0	12900	–	2	...	...	...	–	2	2	–	1	1
212	54	–	–	43	2	17	–	17	–	12	–	4.7	8700	–	3	...	...	...	–	3	3	2	–	1
213	54	–	–	33	9	17	1	17	–	15	1	4.5	12200	–	2	...	...	...	–	2	1	–	–	–
214	23	–	–	30	4	9	–	9	–	8	–	4.1	10900	–	1	...	...	...	–	–	–	2	1	–
215	3	...	...	...	...	1	...	...	...	...	...	...	...	...	...	...	...	...	...	...	...	...	...	...
217	12	–	–	8	42	6	–	6	–	6	–	4.3	6600	–	–	–	–	–	–	–	–	1	–	–
218	10	–	–	50	–	3	...	...	...	...	...	...	...	–	...	...	...	...	–	...	...	...	...	...
219	45	–	–	49	4	12	–	12	–	10	–	4.9	10400	–	1	...	...	...	–	3	3	2	1	–
301	31	–	–	42	3	8	–	8	–	5	–	6.6	17000	–	3	...	...	...	–	1	1	1	–	–
302	92	–	–	32	9	38	–	29	–	25	–	5.0	8700	–	12	–	3.8	82	–	3	3	11	3	–
303	28	–	–	18	21	12	–	12	–	8	–	4.8	8400	–	4	...	...	...	–	1	1	4	1	–
304	53	–	–	38	9	18	–	15	–	13	–	4.5	11000	–	4	...	...	...	–	2	2	3	–	–
305	53	–	–	34	11	18	–	16	–	17	–	5.5	10300	–	1	...	...	...	–	1	1	2	3	–
306	58	–	–	29	16	20	1	19	–	15	1	5.5	12500	–	5	–	5.2	84	–	–	–	–	1	–
307	58	–	–	14	26	29	–	25	–	22	–	4.8	9500	–	5	–	4.0	...	–	1	1	8	2	–
308	29	–	–	21	7	12	–	10	–	7	–	5.6	10500	–	4	...	...	...	–	–	–	3	–	–
309	40	–	–	28	13	12	–	12	–	11	–	5.1	9900	–	1	...	...	...	–	–	–	1	–	–
310	37	–	–	38	14	13	–	13	–	12	–	5.1	8900	–	1	...	...	...	–	1	1	6	2	–
311	44	–	–	41	5	13	–	13	–	11	–	5.1	9900	–	2	...	...	...	–	1	1	1	1	–
312	34	–	–	18	27	15	–	15	–	13	–	4.6	12400	–	2	...	...	...	–	–	–	3	–	–
313	49	–	–	27	20	18	1	16	–	15	1	4.6	9900	–	3	...	...	...	–	–	–	3	1	–
314	3	...	...	...	...	1	...	...	...	...	...	...	...	...	...	...	...	...	...	...	...	...	...	...
316	77	–	–	25	17	29	–	29	–	27	–	5.4	10400	–	1	...	...	...	–	–	–	2	1	–
317	57	–	–	40	16	17	–	16	–	15	–	5.5	11800	–	1	...	...	...	–	–	–	2	3	1
318	63	–	–	38	11	17	–	17	–	14	–	6.1	13500	–	3	...	...	...	–	–	–	1	3	–
319	50	–	–	34	16	18	–	14	–	13	–	6.1	15500	–	5	–	3.8	82	–	1	1	3	2	1
321	47	–	–	28	23	18	–	18	–	16	–	5.3	13000	–	1	...	...	...	–	1	1	4	2	1
322	40	–	–	13	30	18	–	18	–	17	–	5.9	15400	–	1	...	...	...	–	–	–	4	3	–
323	61	–	–	39	10	20	1	17	–	17	–	5.4	14400	–	2	...	...	...	–	2	2	3	–	1
324	45	–	–	31	16	16	–	16	–	15	–	5.0	12900	–	1	...	...	...	–	–	–	3	–	–
401	22	–	–	9	46	12	–	12	–	8	–	5.6	12000	–	3	...	...	...	–	–	–	4	–	–
402	37	–	–	27	30	13	–	13	–	11	–	5.7	15900	–	2	...	...	...	–	–	–	3	1	–
403	34	–	–	12	38	15	–	13	–	14	–	5.4	16100	–	1	...	...	...	–	–	–	3	1	–
404	27	–	–	30	37	12	1	12	–	8	–	5.0	11300	–	4	...	...	...	–	–	–	5	–	–
405	48	–	–	21	13	19	–	19	–	15	–	4.9	10200	–	4	...	...	...	–	–	–	2	2	–
406	63	–	–	24	27	26	1	22	–	22	1	4.7	11000	–	3	...	...	...	–	2	2	7	2	–
407	91	–	–	44	6	26	–	25	–	22	–	4.8	10900	–	3	...	...	...	–	2	2	2	–	–
408	69	–	–	36	9	21	–	21	–	16	–	5.1	8400	–	5	–	4.8	86	–	1	1	3	–	–
409	15	–	–	27	13	6	–	6	–	6	–	4.8	11700	–	–	–	–	–	–	1	1	2	–	–
410	42	–	–	29	17	16	–	16	–	16	–	5.3	16700	–	–	–	–	–	–	–	–	4	1	–
411	40	–	–	20	48	17	–	17	–	17	–	5.5	19700	–	–	–	–	–	–	–	–	3	–	–
412	26	–	–	–	65	14	–	14	–	12	–	5.5	19400	–	2	...	...	...	–	–	–	2	–	1
413	39	–	–	18	36	17	2	15	–	16	1	5.4	22700	–	1	...	...	...	–	1	–	4	–	–
414	47	–	–	26	30	13	–	13	–	11	–	6.1	16600	–	2	...	...	...	–	–	–	1	2	1
415	59	–	–	17	42	27	–	26	–	23	–	5.2	13000	–	3	...	...	...	–	–	–	3	–	–
416	64	–	–	25	23	26	–	26	–	24	–	5.3	15200	–	2	...	...	...	–	–	–	5	2	–
417	58	–	–	21	21	25	1	25	–	24	1	5.1	15700	–	1	...	...	...	–	–	–	7	1	1
418	46	–	–	13	33	19	–	19	–	17	–	4.8	12600	–	2	...	...	...	–	–	–	3	1	–
419	27	–	–	22	26	11	–	11	–	11	–	5.3	18800	–	–	–	–	–	–	–	–	2	–	–

[Data exclude vacant seasonal and vacant migratory housing units. For minimum base for derived figures (percent, average, etc.) and meaning of symbols, see text]

Blocks Within Census Tracts	Total population	Percent of total population				Year-round housing units				Occupied housing units												
								Units in—		Owner					Renter					1.01 or more persons per room				
	Total population	Negro	In group quarters	Under 18 years	62 years and over	Total	Lacking some or all plumbing facilities	One-unit structures	Structures of 10 or more units	Total	Lacking some or all plumbing facilities	Average number of rooms	Average value (dollars)	Percent Negro	Total	Lacking some or all plumbing facilities	Average number of rooms	Average contract rent (dollars)	Percent Negro	Total	With all plumbing facilities	One-person households	With female head of family	With roomers, boarders, or lodgers
420	59	2	–	14	25	24	–	24	–	23	–	5.4	17100	–	1	...	...	...	...	–	–	5	3	–
421	62	–	–	32	8	20	1	20	–	17	1	5.7	17200	–	3	...	...	...	–	1	1	1	1	–
105	2781	1	–	38	8	845	16	830	–	728	10	5.2	14800	1	101	2	4.5	88	–	68	68	78	56	4
101	164	–	–	38	8	49	–	49	–	46	–	5.2	17000	–	2	...	...	...	–	3	3	3	1	–
102	57	–	–	42	4	15	–	14	–	14	–	4.9	13300	–	1	...	...	...	–	2	2	–	1	–
103	16	–	–	56	–	3	...	...	...	...	...	...	...	–	...	...	...	...	–	...	...	...	...	...
104	44	18	–	30	9	18	–	18	–	16	–	5.1	13100	13	–	–	–	–	–	–	–	–	3	–
105	23	–	–	44	–	7	–	7	–	7	–	5.1	14300	–	–	–	–	–	–	–	–	1	1	–
106	120	7	–	46	5	31	–	31	–	29	–	4.9	14200	7	2	...	...	...	...	6	6	3	2	–
109	92	10	–	47	3	25	1	25	–	22	1	5.1	14800	9	3	...	...	...	...	2	2	3	4	–
110	22	–	–	27	18	8	–	8	–	8	–	5.4	23400	–	–	–	–	–	–	1	1	1	2	–
111	79	–	–	41	4	23	–	23	–	20	–	5.4	15600	–	3	...	...	...	–	2	2	2	1	–
201	56	–	–	23	11	20	1	20	–	18	1	5.1	11300	–	1	...	...	...	–	–	–	1	2	–
204	95	–	–	35	10	32	–	31	–	27	–	4.8	11900	–	5	–	5.2	96	–	1	1	2	2	1
205	35	–	–	43	6	10	–	10	–	7	–	5.4	11900	–	3	...	...	...	–	–	–	1	1	–
206	195	–	–	47	5	48	–	48	–	43	–	5.3	14500	–	5	–	4.8	...	–	6	6	3	2	–
207	52	–	–	39	2	14	–	14	–	12	–	5.2	11900	–	2	...	...	...	–	2	2	1	–	–
211	8	–	–	50	13	2	...	...	...	...	...	...	...	–	...	...	...	...	–	...	...	...	...	...
301	25	–	–	36	–	8	–	8	–	4	...	...	...	–	4	...	...	...	–	–	–	1	–	–
302	22	–	–	23	14	7	–	7	–	5	–	4.8	9800	–	2	...	...	...	–	–	–	1	1	–
303	16	–	–	13	44	9	–	9	–	8	–	4.3	8800	–	1	...	...	...	–	–	–	4	–	–
304	15	–	–	53	–	4	...	...	...	...	...	...	...	–	...	...	...	...	–	...	...	...	...	...
305	182	–	–	35	11	51	1	45	–	40	1	5.4	11200	–	11	–	3.6	80	–	5	5	3	5	1
306	63	–	–	38	11	20	–	16	–	13	–	5.2	13000	–	7	–	3.9	76	–	3	3	3	2	–
307	39	–	–	28	13	14	–	14	–	13	–	4.9	10600	–	–	–	–	–	–	2	2	1	–	–
308	45	–	–	31	9	15	–	15	–	14	–	4.7	10300	–	1	...	...	...	–	1	1	2	2	–
309	50	–	–	48	10	15	–	15	–	8	–	5.1	10600	–	7	–	4.0	66	–	4	4	3	1	–
310	14	–	–	14	36	6	–	6	–	6	–	4.7	9600	–	–	–	–	–	–	2	1	2	1	–
311	13	–	–	46	–	3	...	...	...	...	...	...	...	–	...	...	...	...	–	...	...	...	...	...
312	105	–	–	39	8	34	5	34	–	25	2	5.2	8000	–	4	...	...	...	–	4	4	3	3	–
401#	354	–	–	34	13	117	5	116	–	97	3	4.9	10500	–	17	1	4.5	86	–	11	11	18	8	2
402	16	–	–	38	13	4	...	...	...	...	...	...	...	–	...	...	...	...	–	...	...	...	...	...
403	17	–	–	41	18	6	–	6	–	6	–	5.3	10400	–	–	–	–	–	–	–	–	2	–	–
404	12	–	–	8	25	5	–	5	–	5	–	4.4	11200	–	–	–	–	–	–	–	–	–	–	–
405	18	–	–	39	22	7	–	7	–	5	–	5.6	11800	–	2	...	...	...	–	–	–	2	1	–
406	135	–	–	40	8	38	–	38	–	33	–	5.2	11800	–	5	–	4.6	67	–	5	5	3	1	–
407	84	–	–	41	2	23	–	23	–	21	–	5.7	15900	–	2	...	...	...	–	–	–	–	1	–
408	23	–	–	48	9	6	–	6	–	6	–	5.3	20800	–	–	–	–	–	–	–	–	1	–	–
409	36	–	–	36	–	12	–	12	–	12	–	4.9	21300	–	–	–	–	–	–	1	1	1	1	–
410	26	–	–	42	12	8	–	8	–	7	–	5.1	14500	–	1	...	...	...	–	–	–	1	–	–
411	48	–	–	40	10	15	–	15	–	15	–	5.1	12500	–	–	–	–	–	–	1	1	2	1	–
412	234	–	–	28	10	79	–	77	–	73	–	5.6	26000	–	5	–	4.0	...	–	3	3	4	4	–
913	3	...	...	...	...	2	...	...	...	...	...	...	...	...	...	...	...	...	...	...	...	...	...	...
914	128	–	–	52	–	32	1	32	–	30	1	7.2	26300	–	1	...	...	...	–	1	1	–	–	–
106	5260	–	5	31	13	1824	33	1395	10	1364	19	5.2	11700	–	403	11	4.1	86	–	85	85	397	126	32
101	26	–	–	35	12	9	–	9	–	8	–	5.1	12200	–	1	...	...	...	–	–	–	2	–	–
102	40	–	–	35	13	13	–	13	–	12	–	4.6	10900	–	1	...	...	...	–	3	3	1	2	–
103	28	–	–	39	14	10	–	10	–	8	–	5.5	11200	–	2	...	...	...	–	2	2	3	1	–
104	31	–	–	29	10	11	–	11	–	8	–	4.4	11700	–	3	...	...	...	–	1	1	2	1	–
105	39	–	–	28	15	14	–	12	–	9	–	4.3	9700	–	5	–	4.2	87	–	1	1	1	1	1
106	151	–	–	32	9	52	1	52	–	38	–	5.0	14500	–	12	–	5.0	99	–	2	2	7	4	2
108	20	–	–	30	20	8	–	6	–	6	–	5.7	9300	–	1	...	...	...	–	1	1	3	1	1
109	5	–	–	–	60	3	...	...	...	...	...	...	...	–	...	...	...	...	–	...	...	...	...	...
110	30	–	–	13	23	13	1	9	–	9	1	4.1	8200	–	4	...	...	...	–	1	1	4	2	–
111	27	–	–	41	11	8	–	8	–	6	–	5.0	5800	–	2	...	...	...	–	1	1	1	1	–
201	30	–	–	33	7	7	–	7	–	7	–	6.1	12100	–	–	–	–	–	–	1	1	–	1	1
202	36	–	–	28	36	14	–	14	–	14	–	5.2	8600	–	–	–	–	–	–	1	1	5	1	–
203	89	–	–	35	16	33	1	23	–	19	–	6.3	8500	–	11	–	4.4	94	–	–	–	6	2	1
204	77	–	–	40	14	23	1	19	–	19	1	6.1	9700	–	4	...	...	...	–	2	2	3	2	–
205	61	–	–	28	16	22	–	20	–	18	–	5.7	9500	–	2	...	...	...	–	2	2	3	1	–
206	41	–	–	5	39	21	–	16	–	17	–	5.4	9400	–	4	...	...	...	–	–	–	8	1	1
207	60	–	–	27	12	27	–	14	–	14	–	6.0	11000	–	7	–	3.3	86	–	1	1	3	–	1
208	51	–	–	31	24	22	–	15	–	12	–	5.6	6800	–	7	–	4.1	89	–	–	–	4	–	–
209	69	–	–	36	12	22	2	12	–	11	–	6.7	10700	–	11	2	3.9	80	–	1	1	5	4	–
210	71	–	–	24	23	31	–	11	9	10	–	6.3	11500	–	19	–	3.7	90	–	–	–	10	2	2
211	53	–	–	34	23	21	–	15	–	12	–	5.6	8200	–	7	–	3.7	69	–	1	1	6	–	–
212	67	–	–	31	15	27	–	13	–	12	–	5.8	7800	–	14	–	3.8	76	–	–	–	8	4	–
213#	35	–	–	6	29	24	1	5	–	8	1	5.1	...	–	14	–	3.4	71	–	–	–	11	1	1
214	20	–	45	20	5	3	...	...	...	...	...	...	...	–	...	...	...	...	–	...	...	...	...	...
215	35	–	–	20	40	18	3	6	–	8	–	5.9	7800	–	9	3	2.8	66	–	1	1	8	2	2
216	70	–	–	14	7	45	1	4	–	5	–	5.2	...	–	36	1	3.1	84	–	–	–	21	2	3
301#	43	–	–	35	14	17	–	8	–	7	–	6.4	...	–	9	–	3.9	90	–	–	–	7	2	–
302	51	–	–	31	22	21	–	10	–	9	–	6.0	7900	–	11	–	3.4	83	–	2	2	7	–	–
303	52	–	–	35	10	17	–	15	–	16	–	6.4	16000	–	1	...	...	...	–	1	1	4	1	–
304	39	–	–	31	21	15	1	9	–	10	1	5.4	16100	–	5	–	4.2	...	–	–	–	3	–	–
305	51	–	–	49	10	9	–	9	–	9	–	7.2	21300	–	–	–	–	–	–	2	2	–	1	–
306	50	–	–	34	20	19	–	15	–	15	–	6.3	16400	–	3	...	...	...	–	–	–	5	1	–
308	3	...	...	...	...	1	...	...	...	...	...	...	...	...	...	...	...	...	...	...	...	...	...	...
309#	94	–	–	43	6	27	–	25	–	19	–	6.6	18100	–	7	–	5.3	112	–	–	–	3	–	–
310	34	–	–	38	24	11	–	8	–	9	–	5.7	17200	–	2	...	...	...	–	1	1	2	1	–
311	50	–	–	44	6	14	–	11	–	10	–	5.5	15400	–	4	...	...	...	–	2	2	3	–	–
312	102	–	–	35	20	33	–	30	–	27	–	6.2	16900	–	6	–	5.5	101	–	–	–	8	2	1
313	24	–	–	50	8	8	–	8	–	6	–	8.2	26900	–	1	...	...	...	–	1	1	2	–	–
314	7	–	–	43	29	2	...	...	...	...	...	...	...	–	...	...	...	...	–	...	...	...	...	...
315	73	–	–	37	12	21	–	21	–	20	–	6.3	14400	–	1	...	...	...	–	2	2	2	1	–
316	79	–	–	29	15	29	1	27	–	24	–	5.4	13200	–	4	...	...	...	–	–	–	6	1	–
317	23	–	30	17	22	9	–	5	–	6	–	5.5	14300	–	2	...	...	...	–	–	–	3	–	–

[Data exclude vacant seasonal and vacant migratory housing units. For minimum base for derived figures (percent, *average, etc.*) and meaning of symbols, see text]

Blocks Within Census Tracts	Total population	Percent of total population				Year-round housing units				Occupied housing units												
								Units in—		Owner					Renter					1.01 or more persons per room				
		Negro	In group quarters	Under 18 years	62 years and over	Total	Lacking some or all plumbing facilities	One-unit structures	Structures of 10 or more units	Total	Lacking some or all plumbing facilities	Average number of rooms	Average value (dollars)	Percent Negro	Total	Lacking some or all plumbing facilities	Average number of rooms	Average contract rent (dollars)	Percent Negro	Total	With all plumbing facilities	One-person households	With female head of family	With roomers, boarders, or lodgers
401	34	–	–	18	24	14	1	14	–	14	1	4.8	13600	–	–	–	–	–	–	–	–	5	–	–
402	35	–	–	26	3	11	–	11	–	10	–	6.0	20800	–	–	–	–	–	–	–	–	1	–	–
403	39	–	18	21	26	13	–	12	–	12	–	4.5	15300	–	1	…	…	…	–	1	1	3	1	–
404	31	–	10	26	10	12	–	12	–	10	–	5.1	12000	–	2	…	…	…	–	–	–	4	–	–
405	52	–	14	39	10	12	–	12	–	9	–	5.8	11800	–	3	…	…	…	–	–	–	2	–	–
406	67	–	9	43	12	20	–	18	–	16	–	5.8	8600	–	3	…	…	…	–	1	1	5	1	–
407	52	–	6	42	15	16	–	15	–	13	–	6.2	9500	–	1	…	…	…	–	1	1	2	1	–
408#	119	–	17	32	13	32	–	28	–	25	–	5.6	11300	–	5	–	3.8	95	–	1	1	3	2	–
409	124	–	8	38	11	32	–	32	–	27	–	5.6	9700	–	5	–	5.0	89	–	2	2	1	3	1
410	91	–	–	36	11	27	–	27	–	24	–	5.5	12100	–	3	…	…	…	–	1	1	4	3	–
412	26	–	–	19	31	11	–	11	–	11	–	4.7	16100	–	–	–	–	–	–	1	1	2	–	–
413	42	–	–	38	2	11	–	11	–	10	–	5.9	21000	–	1	…	…	…	–	–	–	–	–	–
414	218	–	1	34	6	72	1	70	–	64	1	5.1	11900	–	5	–	4.4	86	–	4	4	7	4	–
501	43	–	–	40	2	13	–	13	–	12	–	5.3	13000	–	1	…	…	…	–	1	1	1	–	–
502	40	–	–	23	13	13	–	13	–	13	–	5.2	12300	–	–	–	–	–	–	1	1	2	1	–
503	34	–	–	32	32	11	–	11	–	11	–	4.6	14800	–	–	–	–	–	–	1	1	–	1	–
504	42	–	–	38	10	14	–	14	–	13	–	5.1	12800	–	1	…	…	…	–	–	–	2	–	–
505	57	–	–	46	7	15	–	13	–	8	–	5.3	11100	–	7	–	4.9	93	–	3	3	–	1	–
506	70	–	10	37	9	26	2	21	–	16	–	6.1	8600	–	4	…	…	…	–	–	–	4	3	–
507	65	2	2	34	15	22	–	22	–	19	–	6.2	9900	5	3	…	…	…	…	1	1	6	1	1
508	36	–	–	11	22	12	–	12	–	10	–	5.5	12900	–	2	…	…	…	–	–	–	1	3	–
509	48	–	–	33	10	16	–	16	–	16	–	5.0	10800	–	–	–	–	–	–	1	1	1	1	–
510	34	–	–	24	21	13	–	13	–	10	–	4.1	8700	–	3	…	…	…	–	2	2	3	3	1
511	36	–	–	42	11	12	–	12	–	11	–	5.1	9400	–	–	–	–	–	–	1	1	2	1	–
512	32	–	–	28	31	14	1	14	–	11	1	4.5	8300	–	2	…	…	…	–	1	1	3	2	–
513	38	–	–	24	16	14	1	14	–	10	1	4.4	8000	–	4	…	…	…	–	1	1	2	4	1
514	33	–	–	27	12	14	1	14	–	12	1	4.8	7400	–	1	…	…	…	–	–	–	4	2	–
601	20	–	–	30	10	5	–	5	–	5	–	5.0	8800	–	–	–	–	–	–	1	1	–	1	–
602	20	–	–	25	25	9	–	9	–	6	–	4.2	5300	–	3	…	…	…	–	1	1	3	–	–
603	20	–	–	40	15	7	1	7	–	6	1	4.3	6600	–	1	…	…	…	–	1	1	2	1	–
604	9	–	–	11	33	3	…	…	…	…	…	…	…	–	…	…	…	…	–	…	…	…	…	…
605	13	–	–	8	62	9	–	9	–	8	–	4.1	8000	–	1	…	…	…	–	–	–	6	–	–
606	15	–	20	27	20	6	–	6	–	6	–	4.7	10400	–	–	–	–	–	–	–	–	3	1	–
607	28	–	–	32	7	12	–	12	–	8	–	4.1	9400	–	2	…	…	…	–	1	1	3	–	–
608	11	–	–	27	–	3	…	…	…	…	…	…	…	–	…	…	…	…	–	…	…	…	…	…
609	16	–	–	50	6	4	…	…	…	…	…	…	…	–	…	…	…	…	–	…	…	…	…	…
610	12	–	–	17	17	6	–	6	–	5	–	4.2	9300	–	1	…	…	…	–	–	–	2	–	–
611	11	–	–	9	46	5	–	5	–	5	–	4.2	7300	–	–	–	–	–	–	–	–	–	–	–
612	19	–	–	26	5	7	–	7	–	5	–	4.6	10300	–	2	…	…	…	–	–	–	1	–	–
613	24	–	–	25	13	11	–	11	–	10	–	4.4	9300	–	1	…	…	…	–	–	–	5	–	–
614	34	–	–	29	18	15	–	15	–	12	–	4.3	7100	–	3	…	…	…	–	1	1	3	3	–
615	42	–	–	31	10	13	–	13	–	10	–	4.9	7700	–	3	…	…	…	–	1	1	2	1	–
616†	†	†	†	†	†	†	†	†	†	†	†	†	†	†	†	†	†	†	†	†	†	†	†	†
617†	†	†	†	†	†	†	†	†	†	†	†	†	†	†	†	†	†	†	†	†	†	†	†	†
618†	†	†	†	†	†	†	†	†	†	†	†	†	†	†	†	†	†	†	†	†	†	†	†	†
701†	†	†	†	†	†	†	†	†	†	†	†	†	†	†	†	†	†	†	†	†	†	†	†	†
702	24	–	–	25	13	8	–	7	–	7	–	5.1	15200	–	1	…	…	…	–	–	–	1	–	–
705#	135	–	–	16	17	65	3	9	–	56	2	4.1	4500	–	9	1	3.7	56	–	1	1	19	10	6
706	50	–	–	52	4	12	1	12	–	11	1	5.5	9000	–	1	…	…	…	–	3	3	1	1	–
707	28	–	–	29	7	9	–	9	–	5	–	5.0	11800	–	4	…	…	…	–	1	1	1	–	1
708#	26	–	–	27	4	11	–	7	–	2	…	…	…	–	9	–	3.6	74	–	–	–	4	–	–
709	23	–	–	35	9	9	–	9	–	7	–	4.7	9500	–	2	…	…	…	–	–	–	3	–	–
710#	38	–	–	45	–	12	–	12	–	7	–	4.3	8400	–	5	–	4.6	97	–	2	2	1	2	–
711	40	–	–	50	3	10	–	10	–	8	–	5.3	9100	–	2	…	…	…	–	2	2	1	3	–
712	49	–	–	47	–	11	–	11	–	11	–	5.9	11800	–	–	–	–	–	–	1	1	–	–	–
713	31	–	–	36	13	10	–	10	–	9	–	5.3	11700	–	1	…	…	…	–	1	1	1	3	1
714	8	–	–	13	13	3	…	…	…	…	…	…	…	–	…	…	…	…	–	…	…	…	…	…
801	2	…	…	…	…	1	…	…	…	…	…	…	…	…	…	…	…	…	…	…	…	…	…	…
803	11	–	–	46	–	4	…	…	…	…	…	…	…	–	…	…	…	…	–	…	…	…	…	…
804	7	–	–	43	–	2	…	…	…	…	…	…	…	–	…	…	…	…	–	…	…	…	…	…
806	25	–	–	28	–	7	–	7	–	6	–	6.0	18100	–	1	…	…	…	–	–	–	–	–	–
807	27	–	–	41	4	7	1	7	–	7	1	6.0	13000	–	–	–	–	–	–	–	–	1	–	–
808	20	–	–	30	15	7	–	7	–	7	–	5.0	13200	–	–	–	–	–	–	–	–	1	–	–
809	6	–	–	33	–	2	…	…	…	…	…	…	…	–	…	…	…	…	–	…	…	…	…	…
810	8	–	–	50	–	2	…	…	…	…	…	…	…	–	…	…	…	…	–	…	…	…	…	…
811	2	…	…	…	…	1	…	…	…	…	…	…	…	…	…	…	…	…	…	…	…	…	…	…
812	12	–	–	33	17	4	…	…	…	…	…	…	…	–	…	…	…	…	–	…	…	…	…	…
813	15	–	–	47	–	4	…	…	…	…	…	…	…	–	…	…	…	…	–	…	…	…	…	…
107	5344	–	–	31	14	1971	43	1467	7	1445	28	5.1	10500	–	441	11	4.1	85	–	116	114	355	143	44
101	429	–	–	20	16	186	5	84	–	170	5	4.3	8700	–	12	–	4.0	81	–	4	4	34	9	2
107	158	–	–	35	10	54	2	54	–	46	2	4.9	10500	–	7	–	4.6	86	–	4	4	7	1	2
108	162	–	–	39	8	48	1	45	–	40	–	5.4	11900	–	7	–	4.7	84	–	9	9	2	2	1
110	12	–	–	33	17	4	…	…	…	…	…	…	…	–	…	…	…	…	–	…	…	…	…	…
111	20	–	–	20	15	10	3	6	–	9	3	4.6	…	–	1	…	…	…	–	–	–	3	–	–
112	18	–	–	22	33	8	–	8	–	7	–	5.0	13300	–	1	…	…	…	–	–	–	1	–	–
113#	134	–	–	33	9	54	2	3	–	46	2	4.1	…	–	8	–	3.6	110	–	5	5	17	4	1
121	150	–	–	24	7	64	2	22	–	49	2	4.3	7800	–	15	–	4.0	109	–	4	4	19	5	3
201	8	–	–	38	25	2	…	…	…	…	…	…	…	–	…	…	…	…	–	…	…	…	…	…
202	87	–	–	40	15	24	–	23	–	20	–	7.0	28200	–	4	…	…	…	–	2	2	1	–	–
203	68	–	–	25	28	29	–	25	–	23	–	5.7	12200	–	5	–	3.4	85	–	1	1	8	3	2
204	163	–	–	24	15	67	2	41	–	38	1	5.7	13500	–	26	–	2.7	124	–	–	–	15	5	–
205	80	–	–	26	21	38	–	18	–	18	–	5.3	8000	–	17	–	4.2	82	–	1	1	14	3	–
206	53	–	–	43	9	15	–	13	–	11	–	6.0	12000	–	4	…	…	…	–	1	1	1	–	–
207	19	–	–	32	16	8	–	5	–	5	–	4.6	…	–	3	…	…	…	–	–	–	2	1	–
208	161	–	–	35	12	58	1	33	–	29	1	6.0	8300	–	25	–	4.0	78	–	6	6	10	6	2
209	43	–	–	37	19	17	–	4	–	4	…	…	…	–	12	–	3.8	68	–	2	2	4	1	2
210	65	2	–	29	23	32	1	12	–	11	1	5.8	10800	–	19	–	3.5	69	5	2	2	12	1	–
211	24	–	–	29	8	10	–	7	–	6	–	4.7	…	–	3	…	…	…	–	1	1	2	3	1
212	32	–	–	31	9	10	–	10	–	9	–	6.0	12100	–	1	…	…	…	–	1	1	3	–	–

[Data exclude vacant seasonal and vacant migratory housing units. For minimum base for derived figures (percent, average, etc.) and meaning of symbols, see text]

Blocks Within Census Tracts	Total population	Percent of total population				Year-round housing units				Occupied housing units												
								Units in—		Owner					Renter					1.01 or more persons per room				
		Negro	In group quarters	Under 18 years	62 years and over	Total	Lacking some or all plumbing facilities	One-unit structures	Structures of 10 or more units	Total	Lacking some or all plumbing facilities	Average number of rooms	Average value (dollars)	Percent Negro	Total	Lacking some or all plumbing facilities	Average number of rooms	Average contract rent (dollars)	Percent Negro	Total	With all plumbing facilities	One-person households	With female head of family	With roomers, boarders, or lodgers
213	40	–	–	23	10	15	–	7	–	8	–	5.4	9800	–	6	–	3.3	104	–	–	–	1	1	1
214	53	–	–	21	9	27	2	9	–	7	–	5.4	8300	–	19	2	3.5	89	–	–	–	8	4	1
215	26	–	–	31	15	8	–	6	–	4	...	...	...	–	4	...	...	...	–	1	1	–	–	–
216	11	–	–	18	36	5	–	5	–	4	...	...	...	–	1	...	...	...	–	–	–	1	2	–
217	27	–	–	11	19	13	2	8	–	10	1	6.0	7800	–	3	...	...	...	–	–	–	6	1	–
301	24	–	–	29	25	8	–	8	–	8	–	4.9	8700	–	–	–	–	–	–	–	–	–	1	–
302	26	–	–	23	23	15	2	13	–	12	1	5.6	9000	–	1	...	...	...	–	–	–	7	1	–
303	47	–	–	32	21	16	1	10	–	9	1	5.8	8200	–	7	–	3.7	72	–	1	1	1	2	–
304†	†	†	†	†	†	†	†	†	†	†	†	†	†	†	†	†	†	†	†	†	†	†	†	†
305†	†	†	†	†	†	†	†	†	†	†	†	†	†	†	†	†	†	†	†	†	†	†	†	†
306†	†	†	†	†	†	†	†	†	†	†	†	†	†	†	†	†	†	†	†	†	†	†	†	†
307†	†	†	†	†	†	†	†	†	†	†	†	†	†	†	†	†	†	†	†	†	†	†	†	†
308†	†	†	†	†	†	†	†	†	†	†	†	†	†	†	†	†	†	†	†	†	†	†	†	†
309†	†	†	†	†	†	†	†	†	†	†	†	†	†	†	†	†	†	†	†	†	†	†	†	†
310†	†	†	†	†	†	†	†	†	†	†	†	†	†	†	†	†	†	†	†	†	†	†	†	†
311†	†	†	†	†	†	†	†	†	†	†	†	†	†	†	†	†	†	†	†	†	†	†	†	†
312†	†	†	†	†	†	†	†	†	†	†	†	†	†	†	†	†	†	†	†	†	†	†	†	†
313†	†	†	†	†	†	†	†	†	†	†	†	†	†	†	†	†	†	†	†	†	†	†	†	†
314†	†	†	†	†	†	†	†	†	†	†	†	†	†	†	†	†	†	†	†	†	†	†	†	†
315†	†	†	†	†	†	†	†	†	†	†	†	†	†	†	†	†	†	†	†	†	†	†	†	†
316†	†	†	†	†	†	†	†	†	†	†	†	†	†	†	†	†	†	†	†	†	†	†	†	†
317†	†	†	†	†	†	†	†	†	†	†	†	†	†	†	†	†	†	†	†	†	†	†	†	†
318†	†	†	†	†	†	†	†	†	†	†	†	†	†	†	†	†	†	†	†	†	†	†	†	†
319†	†	†	†	†	†	†	†	†	†	†	†	†	†	†	†	†	†	†	†	†	†	†	†	†
320†	†	†	†	†	†	†	†	†	†	†	†	†	†	†	†	†	†	†	†	†	†	†	†	†
401†	†	†	†	†	†	†	†	†	†	†	†	†	†	†	†	†	†	†	†	†	†	†	†	†
402†	†	†	†	†	†	†	†	†	†	†	†	†	†	†	†	†	†	†	†	†	†	†	†	†
403†	†	†	†	†	†	†	†	†	†	†	†	†	†	†	†	†	†	†	†	†	†	†	†	†
404†	†	†	†	†	†	†	†	†	†	†	†	†	†	†	†	†	†	†	†	†	†	†	†	†
405†	†	†	†	†	†	†	†	†	†	†	†	†	†	†	†	†	†	†	†	†	†	†	†	†
406†	†	†	†	†	†	†	†	†	†	†	†	†	†	†	†	†	†	†	†	†	†	†	†	†
407†	†	†	†	†	†	†	†	†	†	†	†	†	†	†	†	†	†	†	†	†	†	†	†	†
408†	†	†	†	†	†	†	†	†	†	†	†	†	†	†	†	†	†	†	†	†	†	†	†	†
409†	†	†	†	†	†	†	†	†	†	†	†	†	†	†	†	†	†	†	†	†	†	†	†	†
411†	†	†	†	†	†	†	†	†	†	†	†	†	†	†	†	†	†	†	†	†	†	†	†	†
412†	†	†	†	†	†	†	†	†	†	†	†	†	†	†	†	†	†	†	†	†	†	†	†	†
413†	†	†	†	†	†	†	†	†	†	†	†	†	†	†	†	†	†	†	†	†	†	†	†	†
414†	†	†	†	†	†	†	†	†	†	†	†	†	†	†	†	†	†	†	†	†	†	†	†	†
415†	†	†	†	†	†	†	†	†	†	†	†	†	†	†	†	†	†	†	†	†	†	†	†	†
417†	†	†	†	†	†	†	†	†	†	†	†	†	†	†	†	†	†	†	†	†	†	†	†	†
418†	†	†	†	†	†	†	†	†	†	†	†	†	†	†	†	†	†	†	†	†	†	†	†	†
419†	†	†	†	†	†	†	†	†	†	†	†	†	†	†	†	†	†	†	†	†	†	†	†	†
420†	†	†	†	†	†	†	†	†	†	†	†	†	†	†	†	†	†	†	†	†	†	†	†	†
501†	†	†	†	†	†	†	†	†	†	†	†	†	†	†	†	†	†	†	†	†	†	†	†	†
502†	†	†	†	†	†	†	†	†	†	†	†	†	†	†	†	†	†	†	†	†	†	†	†	†
503†	†	†	†	†	†	†	†	†	†	†	†	†	†	†	†	†	†	†	†	†	†	†	†	†
504†	†	†	†	†	†	†	†	†	†	†	†	†	†	†	†	†	†	†	†	†	†	†	†	†
505†	†	†	†	†	†	†	†	†	†	†	†	†	†	†	†	†	†	†	†	†	†	†	†	†
506†	†	†	†	†	†	†	†	†	†	†	†	†	†	†	†	†	†	†	†	†	†	†	†	†
508†	†	†	†	†	†	†	†	†	†	†	†	†	†	†	†	†	†	†	†	†	†	†	†	†
509†	†	†	†	†	†	†	†	†	†	†	†	†	†	†	†	†	†	†	†	†	†	†	†	†
510†	†	†	†	†	†	†	†	†	†	†	†	†	†	†	†	†	†	†	†	†	†	†	†	†
511†	†	†	†	†	†	†	†	†	†	†	†	†	†	†	†	†	†	†	†	†	†	†	†	†
512†	†	†	†	†	†	†	†	†	†	†	†	†	†	†	†	†	†	†	†	†	†	†	†	†
513†	†	†	†	†	†	†	†	†	†	†	†	†	†	†	†	†	†	†	†	†	†	†	†	†
514†	†	†	†	†	†	†	†	†	†	†	†	†	†	†	†	†	†	†	†	†	†	†	†	†
515†	†	†	†	†	†	†	†	†	†	†	†	†	†	†	†	†	†	†	†	†	†	†	†	†
516†	†	†	†	†	†	†	†	†	†	†	†	†	†	†	†	†	†	†	†	†	†	†	†	†
517†	†	†	†	†	†	†	†	†	†	†	†	†	†	†	†	†	†	†	†	†	†	†	†	†
518†	†	†	†	†	†	†	†	†	†	†	†	†	†	†	†	†	†	†	†	†	†	†	†	†
519†	†	†	†	†	†	†	†	†	†	†	†	†	†	†	†	†	†	†	†	†	†	†	†	†
520†	†	†	†	†	†	†	†	†	†	†	†	†	†	†	†	†	†	†	†	†	†	†	†	†
521†	†	†	†	†	†	†	†	†	†	†	†	†	†	†	†	†	†	†	†	†	†	†	†	†
601†	†	†	†	†	†	†	†	†	†	†	†	†	†	†	†	†	†	†	†	†	†	†	†	†
602	22	–	–	18	27	10	–	10	–	9	–	4.4	9300	–	1	...	...	...	–	–	–	3	3	–
603	37	–	–	24	16	16	1	16	–	15	1	4.8	8900	–	–	–	–	–	–	–	–	1	3	–
604	41	–	–	34	5	13	1	13	–	11	–	4.5	11000	–	2	...	...	...	–	2	2	1	–	–
605	41	–	–	22	29	15	1	15	–	13	–	4.1	10900	–	2	...	...	...	–	1	1	1	–	1
606	42	–	–	26	10	18	–	18	–	12	–	4.5	9400	–	4	...	...	...	–	–	–	1	3	1
607	50	–	–	40	6	16	–	16	–	14	–	5.5	17400	–	1	...	...	...	–	–	–	2	–	–
608	48	–	–	42	2	15	–	13	–	13	–	4.9	13200	–	2	...	...	...	–	1	1	2	2	–
609	16	–	–	19	13	7	–	7	–	6	–	4.5	9600	–	1	...	...	...	–	–	–	1	–	–
610	62	–	–	32	10	20	1	20	–	19	1	4.3	10500	–	1	...	...	...	–	2	1	2	–	–
611	52	–	–	35	6	17	–	17	–	15	–	4.7	9800	–	2	...	...	...	–	1	1	3	2	–
612	44	–	–	34	9	15	–	15	–	13	–	4.3	8000	–	2	...	...	...	–	2	2	4	–	–
613	39	–	–	26	13	16	1	16	–	13	–	4.8	10700	–	3	...	...	...	–	1	1	5	1	–
614	21	–	–	57	5	5	–	5	–	3	...	...	...	–	2	...	...	...	–	1	1	1	–	–
615	40	–	–	33	3	12	–	11	–	12	–	4.8	10500	–	–	–	–	–	–	1	1	1	1	–
616	21	–	–	52	5	6	–	6	–	5	–	5.6	13300	–	–	–	–	–	–	–	–	–	–	–
617	17	–	–	35	–	6	–	6	–	3	...	...	...	–	3	...	...	...	–	–	–	1	–	1
618	9	–	–	33	–	3	...	...	...	...	...	...	...	–	...	...	...	...	–	...	...	...	...	...
619	21	–	–	29	10	8	–	8	–	8	–	4.5	12500	–	–	–	–	–	–	1	1	2	1	–
620	38	–	–	32	3	12	–	12	–	7	–	5.0	8400	–	5	–	4.2	62	–	1	1	1	1	–
701	25	–	–	16	24	9	–	9	–	9	–	5.0	12900	–	–	–	–	–	–	–	–	1	1	–
702	19	–	–	32	11	8	1	8	–	6	–	4.5	12500	–	–	–	–	–	–	1	1	1	1	–
703	31	–	–	32	16	11	–	11	–	8	–	4.6	9000	–	3	...	...	...	–	2	2	1	1	–
704	16	–	–	31	19	5	–	5	–	4	...	...	...	–	1	...	...	...	–	–	–	–	–	1
705	23	–	–	52	4	6	–	6	–	5	–	5.4	11800	–	1	...	...	...	–	–	–	–	1	–
706	31	–	–	52	–	8	–	8	–	7	–	5.0	12700	–	1	...	...	...	–	1	1	–	1	1
707	35	–	–	49	6	10	–	10	–	9	–	4.7	8700	–	1	...	...	...	–	2	2	–	2	–

[Data exclude vacant seasonal and vacant migratory housing units. For minimum base for derived figures (percent, average, etc.) and meaning of symbols, see text]

Blocks Within Census Tracts	Total population	Percent of total population: Negro	Percent of total population: In group quarters	Percent of total population: Under 18 years	Percent of total population: 62 years and over	Year-round housing units: Total	Year-round housing units: Lacking some or all plumbing facilities	Year-round housing units: Units in—: One-unit structures	Year-round housing units: Units in—: Structures of 10 or more units	Occupied housing units: Owner: Total	Owner: Lacking some or all plumbing facilities	Owner: Average number of rooms	Owner: Average value (dollars)	Owner: Percent Negro	Occupied housing units: Renter: Total	Renter: Lacking some or all plumbing facilities	Renter: Average number of rooms	Renter: Average contract rent (dollars)	Renter: Percent Negro	Occupied housing units: 1.01 or more persons per room: Total	1.01 or more persons per room: With all plumbing facilities	One person households	With female head of family	With roomers, boarders, or lodgers
708	5	–	–	40	–	1	...	...	...	...	...	...	...	–	...	...	...	...	–	...	...	...	...	...
709	27	–	–	26	4	9	–	9	–	6	–	4.5	7900	–	3	...	...	...	–	1	1	1	1	–
710	27	–	–	30	–	8	–	8	–	7	–	5.3	13000	–	1	...	...	...	–	1	1	1	–	–
711	5	–	–	60	–	1	...	...	...	...	...	...	...	–	...	...	...	...	–	...	...	...	...	...
712	39	–	–	44	3	11	–	11	–	8	–	5.3	10400	–	2	...	...	...	–	1	1	2	–	–
713	8	–	–	25	–	3	...	...	...	...	...	...	...	–	...	...	...	...	–	...	...	...	...	...
715	16	–	–	25	6	5	–	5	–	4	...	...	...	–	1	...	...	...	–	–	–	–	–	–
716	271	–	–	38	10	88	1	86	–	72	1	5.0	13900	–	13	–	4.2	75	–	8	8	11	3	3
109	4328	2	1	37	10	1261	58	1247	–	1117	48	5.2	16000	1	124	7	4.7	70	4	138	126	118	54	10
101	24	–	–	33	21	11	1	10	–	9	1	4.0	10600	–	2	...	...	...	–	1	1	6	1	–
102	30	–	–	33	3	9	–	9	–	6	–	5.0	8300	–	2	...	...	...	–	–	–	–	–	–
103	44	16	–	39	11	12	–	12	–	9	–	4.7	12500	11	3	...	...	...	...	1	1	–	–	–
105	33	–	–	58	6	7	1	7	–	5	1	5.2	15300	–	2	...	...	...	–	3	3	–	–	–
106	71	–	–	47	3	17	1	17	–	15	1	4.6	9300	–	2	...	...	...	–	7	6	2	1	–
107	27	–	–	37	4	8	1	8	–	6	1	4.0	8800	–	2	...	...	...	–	1	–	2	–	–
108	22	–	–	36	9	6	1	6	–	5	1	4.0	7600	–	1	...	...	...	–	1	1	–	1	–
109	13	–	–	46	–	2	...	...	...	...	...	...	...	–	...	...	...	...	–	...	...	...	...	...
110	2	...	...	...	...	1	...	...	...	...	...	...	...	...	...	...	...	...	...	...	...	...	...	...
201	36	–	–	28	22	13	3	13	–	11	3	4.4	8300	–	2	...	...	...	–	1	–	2	–	1
204	33	–	–	39	6	9	1	9	–	9	1	4.6	12400	–	–	–	–	–	–	2	2	1	–	–
205	116	–	–	37	14	36	–	36	–	30	–	5.4	15100	–	5	–	4.8	...	–	2	2	7	1	–
206	4	...	...	...	...	2	...	...	...	...	...	...	...	...	...	...	...	...	...	...	...	...	...	...
207	20	–	–	45	15	5	–	5	–	2	...	...	...	–	3	...	...	...	–	1	1	–	–	–
208	24	–	–	33	17	9	1	9	–	5	–	5.2	6200	–	3	...	...	...	–	–	–	–	2	–
301	80	–	–	46	1	19	–	19	–	18	–	5.2	13900	–	1	...	...	...	–	5	5	–	2	1
303	12	–	–	33	8	5	–	5	–	5	–	4.2	7700	–	–	–	–	–	–	–	–	2	–	–
304	5	–	–	60	–	1	...	...	...	...	...	...	...	–	...	...	...	...	–	...	...	...	...	...
305	7	–	–	57	14	3	...	...	...	...	...	...	...	–	...	...	...	...	–	...	...	...	...	...
306	43	–	–	49	2	8	–	8	–	8	–	5.5	20200	–	–	–	–	–	–	2	2	–	–	–
307	33	–	–	33	6	9	–	9	–	9	–	5.4	19400	–	–	–	–	–	–	–	–	–	1	–
308	79	–	–	33	19	26	–	26	–	24	–	4.9	18600	–	2	...	...	...	–	4	4	2	–	1
309	135	–	–	44	8	34	–	34	–	31	–	5.4	15200	–	3	...	...	...	–	4	4	3	2	–
310	38	–	–	21	18	13	–	13	–	12	–	4.7	16100	–	1	...	...	...	–	–	–	–	1	–
311	155	–	–	36	7	44	–	44	–	40	–	5.2	16000	–	3	...	...	...	–	7	7	3	–	1
401	313	1	–	35	8	95	4	92	–	87	3	5.3	18700	2	7	–	3.7	73	–	9	9	9	4	1
402	73	–	–	53	–	17	–	17	–	17	–	5.7	22200	–	–	–	–	–	–	–	–	–	–	–
404	30	–	–	37	3	8	–	8	–	8	–	5.3	20500	–	–	–	–	–	–	–	–	–	–	–
405	61	–	–	41	2	17	1	17	–	17	1	5.1	18800	–	–	–	–	–	–	2	2	–	–	–
406	46	–	–	41	2	13	–	13	–	13	–	5.7	22200	–	–	–	–	–	–	1	1	–	–	–
407	65	–	–	54	2	14	1	14	–	14	1	5.9	27800	–	–	–	–	–	–	2	2	–	–	–
408#	100	–	–	36	4	29	–	26	–	24	–	5.9	26900	–	5	–	3.8	73	–	1	1	2	2	–
409	87	–	–	32	15	25	1	25	–	19	–	5.4	11600	–	5	1	5.4	...	–	3	3	2	1	2
901	46	–	–	28	17	18	–	18	–	15	–	4.7	11100	–	2	...	...	...	–	1	1	4	1	–
902	82	–	–	27	18	29	1	29	–	26	1	5.1	11700	–	3	...	...	...	–	2	2	7	2	–
903	92	–	–	28	19	32	–	32	–	28	–	5.6	21000	–	2	...	...	...	–	2	2	2	–	–
905	80	–	–	40	9	23	–	23	–	22	–	5.9	21500	–	1	...	...	...	–	–	–	1	1	–
907	94	–	–	38	10	23	1	23	–	23	1	5.7	18400	–	–	–	–	–	–	1	1	–	–	–
908	127	–	–	39	5	34	–	34	–	33	–	4.8	15500	–	1	...	...	...	–	4	4	1	1	–
909	103	–	–	31	10	34	1	33	–	32	1	5.2	18700	–	1	...	...	...	–	3	3	3	1	–
912	8	–	–	38	–	2	...	...	...	...	...	...	...	–	...	...	...	...	–	...	...	...	...	...
913	22	–	–	55	–	4	...	...	...	...	...	...	...	–	...	...	...	...	–	...	...	...	...	...
914	170	–	–	30	15	61	5	60	–	53	4	5.2	12200	–	6	1	5.5	...	–	1	1	9	5	–
915	368	9	7	38	16	97	2	93	–	81	2	5.6	18900	7	15	–	4.8	75	7	11	11	9	5	2
916	61	–	–	34	10	19	2	19	–	16	–	4.6	10200	–	3	...	...	...	–	4	2	2	1	–
917	8	–	–	13	25	3	...	...	...	...	...	...	...	–	...	...	...	...	–	...	...	...	...	...
918	52	–	–	39	15	15	1	14	–	14	1	4.7	13500	–	1	...	...	...	–	2	2	2	–	–
919	88	52	–	40	14	25	2	25	–	20	1	5.4	14300	35	4	...	...	...	...	4	3	3	2	1
920	107	–	–	34	13	34	2	34	–	29	1	6.0	22500	–	2	...	...	...	–	1	1	–	3	–
921	13	–	–	31	8	5	–	5	–	5	–	5.0	16700	–	–	–	–	–	–	–	–	1	–	–
922	406	–	–	33	11	130	9	130	–	115	9	4.9	14600	–	15	–	4.1	60	–	14	11	15	5	–
923	90	–	–	34	10	23	1	23	–	22	1	6.1	22100	–	1	...	...	...	–	2	2	1	–	–
925	149	–	–	40	8	41	8	41	–	37	6	4.9	9700	–	2	...	...	...	–	11	9	4	2	–
926	220	–	–	41	10	58	5	58	–	54	5	5.1	10700	–	4	...	...	...	–	8	8	7	4	–
927	81	–	–	31	11	24	–	24	–	21	–	5.7	14300	–	3	...	...	...	–	1	1	4	–	–
110	1964	2	–	41	6	558	6	551	–	490	5	5.7	19100	1	55	–	5.5	123	–	30	29	36	24	5
102	179	6	–	44	2	47	–	47	–	38	–	6.2	18300	5	9	–	6.3	162	–	2	2	1	1	2
105	147	2	–	51	1	35	–	35	–	31	–	5.7	16800	3	4	...	...	...	...	4	4	1	–	–
106	154	8	–	48	5	38	–	38	–	34	–	6.2	17400	9	2	...	...	...	...	3	3	2	2	1
107	62	–	–	45	–	18	–	18	–	15	–	5.3	15100	–	2	...	...	...	–	2	2	1	1	–
108	85	8	–	45	4	23	–	23	–	22	–	5.3	14800	5	1	...	...	...	...	1	1	1	–	–
201	62	–	–	45	2	19	–	19	–	16	–	5.3	14700	–	2	...	...	...	–	1	1	2	1	–
204	85	–	–	34	8	25	1	25	–	25	1	5.1	17200	–	–	–	–	–	–	1	1	2	1	–
205	114	–	–	43	9	30	–	30	–	29	–	5.1	15700	–	1	...	...	...	–	5	5	2	–	–
206	252	–	–	41	4	67	–	67	–	63	–	5.9	22800	–	4	...	...	...	–	4	4	5	2	–
208	32	–	–	44	3	8	–	8	–	8	–	5.9	21700	–	–	–	–	–	–	–	–	–	–	–
209	212	–	–	43	6	62	2	62	–	58	2	6.3	23900	–	1	...	...	...	–	1	–	4	4	–
210	9	–	–	56	–	2	...	...	...	...	...	...	...	–	...	...	...	...	–	...	...	...	...	...
902	45	–	–	33	18	16	–	16	–	16	–	4.9	22300	–	–	–	–	–	–	1	1	3	1	1
903	88	–	–	28	11	27	–	27	–	25	–	6.0	29000	–	2	...	...	...	–	1	1	2	1	1
904	98	–	–	37	5	29	1	29	–	24	–	5.1	15800	–	4	...	...	...	–	2	2	4	1	–
907	92	–	–	36	15	30	–	30	–	18	–	4.9	17300	–	9	–	6.8	...	–	1	1	2	1	–
910†	†	†	†	†	†	†	†	†	†	†	†	†	†	†	†	†	†	†	†	†	†	†	†	†
111	5814	9	–	36	11	1881	108	1637	2	1571	74	4.7	11400	7	261	21	4.6	80	6	193	178	269	123	25
101	35	–	–	26	9	13	–	8	–	12	–	4.6	17000	–	1	...	...	...	–	–	–	3	–	–
102	13	–	–	54	–	3	...	...	...	...	...	...	...	–	...	...	...	...	–	...	...	...	...	...
103	27	–	–	15	19	8	–	8	–	4	...	...	...	–	4	...	...	...	–	–	–	–	–	1

[Data exclude vacant seasonal and vacant migratory housing units. For minimum base for derived figures (percent, average, etc.) and meaning of symbols, see text]

Blocks Within Census Tracts	Total population	Percent of total population: Negro	In group quarters	Under 18 years	62 years and over	Year-round housing units: Total	Lacking some or all plumbing facilities	Units in—: One-unit structures	Structures of 10 or more units	Occupied housing units: Owner: Total	Lacking some or all plumbing facilities	Average number of rooms	Average value (dollars)	Percent Negro	Renter: Total	Lacking some or all plumbing facilities	Average number of rooms	Average contract rent (dollars)	Percent Negro	1.01 or more persons per room: Total	With all plumbing facilities	One-person households	With female head of family	With roomers, boarders, or lodgers
104	91	–	–	36	8	28	1	28	–	27	1	4.9	10100	–	–	–	–	–	–	2	2	3	2	–
105	111	–	–	28	15	38	2	38	–	35	2	4.7	10600	–	2	…	…	…	–	6	6	5	1	1
108	56	–	–	41	13	19	3	19	–	15	1	4.2	8200	–	3	…	…	…	–	3	3	3	1	–
109	10	–	–	–	20	5	–	5	–	4	…	…	…	–	1	…	…	…	–	–	–	1	–	–
110	5	–	–	20	20	3	…	…	…	…	…	…	…	–	…	…	…	…	–	…	…	…	…	…
111	3	…	…	…	…	1	…	…	…	…	…	…	…	…	…	…	…	…	…	…	…	…	…	…
112	25	–	–	20	32	12	–	12	–	12	–	4.3	7300	–	–	–	–	–	–	1	1	4	1	–
113	28	–	–	29	7	11	–	11	–	10	–	4.7	9000	–	1	…	…	…	–	–	–	3	–	–
114	22	–	–	27	14	8	–	8	–	7	–	4.9	10500	–	1	…	…	…	–	–	–	1	–	–
115	30	–	–	37	13	10	1	10	–	8	–	4.3	7100	–	2	…	…	…	–	2	1	2	1	–
116	26	–	–	27	12	9	–	9	–	8	–	4.4	10400	–	–	–	–	–	–	1	1	1	–	–
117	10	–	–	30	20	5	–	5	–	2	…	…	…	–	2	…	…	…	–	…	…	…	…	…
118	18	–	–	33	11	5	–	5	–	5	–	5.6	…	–	–	–	–	–	–	1	1	1	1	–
201	17	–	–	35	12	6	–	3	–	3	…	…	…	–	3	…	…	…	–	–	–	2	–	–
202	51	–	–	35	18	20	2	18	–	13	1	4.6	8500	–	6	1	4.2	73	–	2	2	7	1	–
203	34	44	–	41	18	10	–	10	–	9	–	5.1	9900	22	1	…	…	…	…	2	2	2	–	–
204	42	–	–	24	21	17	2	15	–	10	2	5.1	9300	–	6	–	4.7	71	–	1	1	3	–	1
205	43	–	–	23	14	17	–	17	–	14	–	4.6	7300	–	3	…	…	…	–	1	1	3	–	–
206	18	–	–	39	11	5	1	5	–	5	1	4.2	8200	–	–	–	–	–	–	1	1	–	–	–
207	20	–	–	25	10	8	–	8	–	7	–	5.0	10500	–	1	…	…	…	–	–	–	1	1	–
208	19	–	–	26	11	8	–	8	–	7	–	4.1	10200	–	–	–	–	–	–	–	–	2	–	–
209	15	–	–	27	7	6	–	6	–	4	…	…	…	–	2	…	…	…	–	–	–	1	–	–
211	13	–	–	15	8	5	–	5	–	4	…	…	…	–	1	…	…	…	–	–	–	1	–	–
212	22	–	–	23	5	8	–	8	–	8	–	4.9	8400	–	–	–	–	–	–	–	–	–	–	–
213	20	–	–	5	65	9	–	9	–	9	–	4.6	8200	–	–	–	–	–	–	–	–	1	–	–
214	102	–	–	38	6	32	1	31	–	28	1	5.0	9400	–	2	…	…	…	–	5	5	4	1	–
215	11	–	–	46	–	4	…	…	…	…	…	…	…	–	…	…	…	…	–	…	…	…	…	…
216	3	…	…	…	…	2	…	…	…	…	…	…	…	…	…	…	…	…	…	…	…	…	…	…
217	20	–	–	35	10	6	–	6	–	5	–	5.0	8700	–	1	…	…	…	–	1	1	2	2	–
218	9	–	–	11	–	4	…	…	…	…	…	…	…	–	…	…	…	…	–	…	…	…	…	…
219	25	16	–	40	16	9	1	9	–	9	1	4.2	6400	22	–	–	–	–	–	1	1	3	–	–
301	114	18	5	32	18	36	3	36	–	27	3	4.9	11800	15	9	–	4.9	82	22	4	4	5	5	–
302	136	34	12	42	13	38	1	38	–	30	–	4.9	11600	37	5	–	4.4	…	40	3	3	5	2	1
304	9	–	–	22	44	6	2	6	–	3	…	…	…	–	1	…	…	…	–	…	…	…	…	…
305	23	–	–	39	17	7	–	7	–	5	–	5.0	10300	–	2	…	…	…	–	1	1	1	–	1
306#	43	–	–	44	7	13	–	13	–	7	–	4.7	9800	–	5	–	4.2	73	–	2	2	1	1	–
308	39	–	–	36	3	11	–	11	–	10	–	5.7	18600	–	1	…	…	…	–	1	1	2	2	–
309	58	–	–	19	17	23	2	22	–	18	1	5.1	12600	–	4	…	…	…	–	–	–	3	2	–
310	40	–	–	38	15	15	1	15	–	13	1	5.5	11100	–	2	…	…	…	–	1	1	5	–	–
311	108	–	–	36	7	34	4	33	–	28	3	5.0	15700	–	5	1	3.8	…	–	4	3	5	1	–
312	127	–	–	37	6	39	3	39	–	35	3	4.9	13500	–	4	…	…	…	–	6	6	5	1	–
313	21	–	–	33	14	6	–	6	–	6	–	4.8	12700	–	–	–	–	–	–	–	–	–	–	–
314	133	–	–	43	8	35	–	34	–	31	–	5.5	13300	–	4	…	…	…	–	5	5	2	4	3
315	14	–	–	36	–	4	…	…	…	…	…	…	…	–	…	…	…	…	–	…	…	…	…	…
316	59	–	–	36	5	20	1	20	–	14	–	4.9	11900	–	5	1	5.0	…	–	1	1	3	1	–
317	55	–	–	24	16	20	2	18	–	12	2	4.4	12700	–	6	–	4.5	86	–	2	2	1	1	–
401	71	18	–	30	10	22	3	21	–	19	2	4.9	12400	21	3	…	…	…	…	2	1	1	5	–
402	58	12	–	33	14	21	–	21	–	16	–	5.1	10800	19	4	…	…	…	…	1	1	2	4	–
403	57	19	–	32	25	19	–	19	–	18	–	4.9	12800	11	1	…	…	…	…	2	2	5	–	–
404	152	32	–	49	11	41	2	41	–	36	–	5.3	13500	33	3	…	…	…	…	6	6	1	3	1
405	40	13	–	48	–	10	1	9	–	10	1	5.1	15100	10	–	–	–	–	–	1	1	–	–	–
406	35	100	–	60	3	5	1	5	–	4	…	…	…	…	1	…	…	…	…	3	3	–	1	–
407	2	…	…	…	…	2	…	…	…	…	…	…	…	…	…	…	…	…	…	…	…	…	…	…
408	20	90	–	70	–	3	…	…	…	…	…	…	…	…	…	…	…	…	…	…	…	…	…	…
409	155	60	–	42	12	44	12	44	–	40	10	4.8	8400	58	3	…	…	…	…	7	6	7	–	2
410	27	100	–	37	19	11	3	11	–	8	2	4.8	4900	100	–	–	–	–	–	2	2	2	1	–
412	42	100	–	69	–	5	2	5	–	4	…	…	…	…	1	…	…	…	…	3	1	–	–	1
413	60	100	–	48	18	13	2	13	–	10	2	5.4	9000	100	3	…	…	…	…	3	1	–	3	1
414	10	100	–	80	–	1	…	…	…	…	…	…	…	…	…	…	…	…	…	…	…	…	…	…
415	114	32	–	38	11	35	2	35	–	30	2	4.7	9600	30	3	…	…	…	…	6	6	2	8	–
501#	77	–	–	42	5	19	–	19	–	14	–	5.4	11800	–	5	–	4.8	77	–	5	5	2	1	–
502	79	3	–	38	13	28	2	27	–	26	1	4.3	10500	4	1	…	…	…	…	4	4	5	3	1
503	59	–	–	36	17	19	–	19	–	18	–	4.4	12800	–	1	…	…	…	…	2	2	2	–	–
504	16	–	–	56	–	3	…	…	…	…	…	…	…	–	…	…	…	…	–	…	…	…	…	…
505	41	–	–	49	7	10	–	10	–	8	–	5.0	11300	–	2	…	…	…	–	1	1	1	1	–
506	58	–	–	52	3	12	–	12	–	11	–	5.9	11500	–	1	…	…	…	–	2	2	–	–	–
507	41	–	–	54	–	9	1	9	–	7	–	5.7	14600	–	1	…	…	…	–	3	3	–	1	–
508	33	–	–	42	3	10	1	10	–	7	–	5.0	16400	–	2	…	…	…	–	–	–	–	–	–
509	84	–	–	49	5	21	–	19	–	20	–	5.2	14500	–	–	–	–	–	–	4	4	–	2	–
510	31	–	–	23	–	9	–	9	–	9	–	5.3	16800	–	–	–	–	–	–	–	–	–	–	–
511	56	–	–	34	7	18	–	18	–	17	–	4.6	12800	–	–	–	–	–	–	2	2	1	–	–
512	87	–	–	45	6	23	–	23	–	19	–	5.2	12300	–	4	…	…	…	–	3	3	–	2	–
513	52	–	–	33	14	19	3	19	–	18	3	4.8	13100	–	1	…	…	…	–	–	–	4	1	–
601	73	–	–	32	18	28	–	28	–	23	–	4.7	10200	–	3	…	…	…	–	2	2	2	–	1
602	29	–	–	21	17	11	1	11	–	11	1	4.6	7200	–	–	–	–	–	–	–	–	3	–	–
603#	179	–	–	45	5	51	1	40	–	30	–	5.0	13700	–	21	1	4.2	99	–	8	8	4	8	1
604	78	–	–	41	3	20	1	20	–	15	1	5.1	9900	–	5	–	5.4	76	–	3	3	1	1	–
605	43	–	–	33	14	16	1	16	–	12	1	4.5	9600	–	3	…	…	…	–	1	1	2	–	–
606	32	–	–	41	9	10	–	10	–	10	–	4.6	8700	–	–	–	–	–	–	1	1	1	1	–
607	35	–	–	26	20	13	4	11	–	9	2	4.3	9400	–	4	…	…	…	–	1	1	4	2	1
608	37	–	–	38	24	13	1	13	–	11	–	4.7	10600	–	1	…	…	…	–	1	1	2	2	–
609#	153	–	–	25	14	53	2	53	–	48	–	4.7	11300	–	5	2	4.0	93	–	1	1	5	4	–
701#	67	–	–	43	6	21	–	21	–	16	–	4.8	10100	–	5	–	4.4	61	–	2	2	1	4	1
702	52	–	–	39	6	14	1	14	–	14	1	5.1	11400	–	–	–	–	–	–	2	2	–	–	–
704	54	–	–	32	7	20	2	20	–	16	2	4.2	9600	–	3	…	…	…	–	1	1	2	2	2
705	72	–	–	47	8	18	1	18	–	13	1	4.6	8300	–	5	–	5.0	…	–	5	5	2	–	–
706	58	–	–	28	16	20	3	20	–	12	–	4.9	10800	–	7	2	4.3	76	–	2	1	2	–	–
707	30	–	–	37	10	10	–	10	–	7	–	4.3	9800	–	3	…	…	…	–	1	1	1	1	–
708	65	–	–	37	9	20	3	20	–	17	3	4.3	7400	–	3	…	…	…	–	3	3	3	–	–
709	15	–	–	40	13	5	–	5	–	4	…	…	…	–	1	…	…	…	–	1	1	1	2	–

[Data exclude vacant seasonal and vacant migratory housing units. For minimum base for derived figures (percent, average, etc.) and meaning of symbols, see text]

Blocks Within Census Tracts	Percent of total population				Year-round housing units				Occupied housing units												
							Units in—		Owner					Renter					1.01 or more persons per room				
	Total population	Negro	In group quarters	Under 18 years	62 years and over	Total	Lacking some or all plumbing facilities	One-unit structures	Structures of 10 or more units	Total	Lacking some or all plumbing facilities	Average number of rooms	Average value (dollars)	Percent Negro	Total	Lacking some or all plumbing facilities	Average number of rooms	Average contract rent (dollars)	Percent Negro	Total	With all plumbing facilities	One-person households	With female head of family	With roomers, boarders, or lodgers
710	26	–	–	35	8	9	2	9	–	8	1	4.3	9100	–	–	–	–	–	–	2	1	1	1	–
711	39	–	–	31	15	14	–	14	–	11	–	4.9	13000	–	3	...	...	...	–	–	–	2	–	–
712	48	–	–	33	6	13	–	13	–	10	–	4.5	12900	–	3	...	...	...	–	1	1	–	–	–
713	248	–	–	21	17	115	3	31	–	102	3	3.8	11000	–	12	–	3.6	84	–	3	2	36	8	2
714	26	–	–	27	23	8	–	8	–	6	–	5.8	11000	–	2	...	...	...	–	–	–	1	–	–
715	30	–	–	27	7	9	–	9	–	7	–	5.1	13900	–	2	...	...	...	–	1	1	–	1	–
716	377	–	–	27	7	158	5	37	2	137	2	4.2	7500	–	17	2	4.3	82	–	13	12	45	10	2
901	41	–	–	34	2	12	–	12	–	12	–	5.3	21600	–	–	–	–	–	–	–	–	2	2	–
902	59	7	–	46	10	15	–	15	–	14	–	5.4	19300	–	1	...	...	...	...	3	3	–	–	–
903	6	–	–	50	–	1	...	...	...	...	...	...	...	–	...	...	...	...	–	...	...	...	...	...
904	42	–	–	29	12	14	2	14	–	12	1	5.3	11700	–	2	...	...	...	–	1	–	2	–	–
905	83	–	–	34	10	25	1	24	–	22	1	5.1	12000	–	3	...	...	...	–	2	2	3	1	–
906	89	–	–	45	9	23	1	23	–	21	1	5.3	15100	–	2	...	...	...	–	2	2	1	1	–
908	86	–	–	36	14	25	1	25	–	24	1	5.0	14900	–	1	...	...	...	–	3	3	2	1	–
910	12	–	–	25	8	4	...	...	...	...	...	...	...	–	...	...	...	...	–	...	...	...	...	...
112	7508	1	80	7	5	517	4	369	5	284	2	5.1	12800	–	216	1	4.1	82	2	30	30	78	29	8
101	212	3	–	24	13	87	1	78	–	66	1	5.1	16800	–	17	–	3.5	106	6	4	4	19	5	1
102	7	–	–	71	–	1	...	...	...	...	...	...	...	–	...	...	...	...	–	...	...	...	...	...
103	24	–	–	25	8	9	–	7	–	5	–	5.6	...	–	3	...	...	...	–	–	–	2	–	–
104	14	–	–	14	14	7	–	7	–	5	–	5.6	17000	–	2	...	...	...	–	–	–	3	1	–
105	27	–	–	7	30	14	–	12	–	10	–	5.3	10200	–	4	...	...	...	–	–	–	4	–	–
106	32	–	–	16	25	17	–	9	–	3	...	...	...	–	12	–	3.6	90	–	1	1	5	2	–
107	37	–	–	27	8	17	–	11	–	10	–	4.8	10100	–	5	–	2.8	75	–	2	2	4	1	1
108	43	–	–	21	16	18	–	16	–	13	–	4.9	10800	–	4	...	...	...	–	–	–	3	1	–
201	25	–	–	24	20	9	–	9	–	8	–	5.0	8400	–	1	...	...	...	–	–	–	1	1	1
204	7	–	–	29	14	4	...	...	...	...	...	...	...	–	...	...	...	...	–	...	...	...	...	...
205	53	–	–	30	15	19	–	19	–	15	–	5.3	13200	–	3	...	...	...	–	–	–	2	2	–
206	67	–	–	27	22	27	–	27	–	18	–	4.7	8400	–	8	–	4.0	75	–	–	–	4	1	–
207	66	–	–	27	20	23	–	23	–	21	–	5.0	11500	–	2	...	...	...	–	1	1	3	–	1
208	39	–	–	39	8	12	1	12	–	11	–	5.5	12700	–	–	–	–	–	–	1	1	–	–	–
209	42	–	–	29	10	14	–	9	–	10	–	5.0	13200	–	3	...	...	...	–	2	2	3	2	–
210	38	–	–	45	8	9	1	9	–	7	–	5.6	11300	–	2	...	...	...	–	1	1	–	3	–
211	19	–	–	32	11	8	–	6	–	4	...	...	...	–	4	...	...	...	–	–	–	3	2	–
212	37	–	–	51	–	6	–	6	–	6	–	6.0	...	–	–	–	–	–	–	2	2	–	–	–
901	1042	–	99	1	17	4	...	...	...	...	...	...	...	–	...	...	...	...	–	...	...	...	...	...
906	105	–	–	28	19	40	–	38	–	26	–	4.9	11500	–	12	–	5.2	104	–	–	–	7	2	1
907	5355	1	93	3	1	111	–	1	5	1	...	...	...	...	110	–	3.9	75	4	5	5	3	1	–
909	74	–	–	38	10	23	–	23	–	17	–	5.2	13500	–	6	–	4.7	93	–	2	2	4	2	–
910	143	–	–	43	13	38	1	38	–	24	1	4.7	10900	–	14	–	5.3	88	–	8	8	7	3	3
113.01	5400	–	1	41	7	1497	14	1427	–	1323	9	5.7	18100	–	140	4	4.4	132	–	121	117	93	56	18
101	120	–	–	48	3	29	–	29	–	28	–	6.9	27100	–	–	–	–	–	–	3	3	1	–	–
103	46	–	–	24	17	14	–	14	–	14	–	6.1	25300	–	–	–	–	–	–	–	–	–	–	1
104	57	–	–	40	7	16	–	16	–	16	–	4.8	13600	–	–	–	–	–	–	3	3	2	–	–
105	111	–	–	33	5	31	–	31	–	28	–	4.7	10900	–	3	...	...	...	–	4	4	2	1	1
106	99	–	–	37	7	30	–	30	–	28	–	4.9	13500	–	2	...	...	...	–	4	4	2	1	–
107	82	–	–	44	4	22	–	22	–	22	–	4.7	12300	–	–	–	–	–	–	3	3	1	–	–
108	128	–	–	34	9	44	–	44	–	40	–	5.8	21700	–	3	...	...	...	–	1	1	7	2	–
110	126	–	–	40	10	35	–	35	–	35	–	6.0	30100	–	–	–	–	–	–	3	3	1	3	1
111	18	–	–	33	–	6	–	6	–	6	–	4.7	13300	–	–	–	–	–	–	1	1	1	–	–
112	40	–	–	60	5	7	–	7	–	7	–	5.7	19100	–	–	–	–	–	–	3	3	–	–	–
113	69	–	–	49	4	19	–	19	–	18	–	5.9	20400	–	–	–	–	–	–	1	1	1	–	–
201	315	–	–	39	8	87	1	85	–	78	1	5.6	22500	–	9	–	4.7	84	–	4	4	6	3	3
202	13	–	–	8	31	6	–	6	–	4	...	...	...	–	2	...	...	...	–	–	–	2	–	–
203	18	–	–	33	–	6	–	6	–	6	–	5.2	14800	–	–	–	–	–	–	–	–	1	–	–
204	5	–	–	–	–	2	...	...	...	...	...	...	...	–	...	...	...	...	–	...	...	...	...	...
205	26	–	–	23	27	10	–	10	–	10	–	5.0	14000	–	–	–	–	–	–	–	–	1	1	–
206	41	–	–	24	12	14	–	14	–	14	–	4.9	15100	–	–	–	–	–	–	1	1	1	–	–
207	31	–	–	48	10	7	–	7	–	7	–	6.3	21300	–	–	–	–	–	–	–	–	–	–	–
208	31	3	–	52	–	8	–	8	–	8	–	5.0	14100	–	–	–	–	–	–	1	1	–	–	–
209	25	–	–	32	12	7	–	7	–	6	–	5.0	11300	–	1	...	...	...	–	2	2	2	–	–
210	24	–	–	29	8	8	–	8	–	8	–	5.0	13300	–	–	–	–	–	–	–	–	1	–	–
211	24	–	–	54	4	6	1	6	–	4	...	...	...	–	2	...	...	...	–	2	1	1	–	–
212	13	–	–	15	15	5	–	5	–	5	–	5.4	17800	–	–	–	–	–	–	–	–	1	–	–
301	198	–	–	50	3	48	–	48	–	45	–	6.7	21500	–	1	...	...	...	–	1	1	–	3	–
302	73	–	–	58	–	14	–	14	–	14	–	7.1	22000	–	–	–	–	–	–	2	2	–	–	–
303	65	–	–	57	5	14	–	14	–	13	–	7.1	24300	–	1	...	...	...	–	–	–	–	2	–
304	179	–	–	51	–	39	–	39	–	37	–	6.9	21300	–	2	...	...	...	–	1	1	–	–	–
305	169	–	–	56	1	37	–	37	–	36	–	7.2	22600	–	1	...	...	...	–	1	1	1	–	–
306	76	–	–	36	4	23	2	23	–	23	2	5.7	17300	–	–	–	–	–	–	–	–	1	1	–
307	43	–	–	40	2	13	–	13	–	13	–	5.3	16300	–	–	–	–	–	–	–	–	1	–	–
308	48	–	–	48	2	13	–	13	–	13	–	5.0	13200	–	–	–	–	–	–	1	1	–	–	–
309	68	–	–	35	3	22	–	22	–	20	–	5.1	14400	–	2	...	...	...	–	1	1	1	1	–
310	134	–	–	52	4	30	–	30	–	29	–	6.3	23300	–	1	...	...	...	–	2	2	–	–	–
311	104	–	–	43	4	28	–	28	–	28	–	5.3	18300	–	–	–	–	–	–	–	–	–	1	–
312	111	–	–	50	3	26	–	26	–	25	–	6.6	23000	–	–	–	–	–	–	2	2	–	–	–
313	155	–	–	44	4	43	–	43	–	42	–	5.4	19300	–	1	...	...	...	–	3	3	2	1	–
401	57	–	–	53	–	13	–	13	–	13	–	6.3	24500	–	–	–	–	–	–	1	1	–	–	–
402	118	–	–	45	3	30	–	30	–	29	–	6.3	23000	–	1	...	...	...	–	1	1	–	–	–
403	99	–	–	40	1	29	–	29	–	29	–	5.7	20800	–	–	–	–	–	–	–	–	–	2	–
404	22	–	–	32	5	7	–	7	–	7	–	5.0	19300	–	–	–	–	–	–	–	–	–	1	–
405	101	–	–	44	6	26	–	26	–	25	–	5.6	19200	–	1	...	...	...	–	1	1	–	–	–
406	20	–	–	40	–	8	–	8	–	6	–	5.0	14600	–	–	–	–	–	–	–	–	–	1	–
407	28	–	–	39	7	8	–	8	–	8	–	5.4	13800	–	–	–	–	–	–	–	–	–	1	–
408	22	–	–	41	5	5	–	5	–	4	...	...	...	–	1	...	...	...	–	–	–	–	–	–
409	82	–	–	51	–	19	–	19	–	18	–	5.4	15700	–	1	...	...	...	–	1	1	–	1	–
410	94	–	–	43	–	22	–	22	–	22	–	5.6	16900	–	–	–	–	–	–	2	2	–	1	–
411	47	–	–	32	13	14	–	14	–	14	–	5.6	17100	–	–	–	–	–	–	–	–	–	1	–

[Data exclude vacant seasonal and vacant migratory housing units. For minimum base for derived figures (percent, average, etc.) and meaning of symbols, see text]

Blocks Within Census Tracts	Total population	Percent of total population				Year-round housing units				Occupied housing units												
								Units in—		Owner					Renter					1.01 or more persons per room				
	Total population	Negro	In group quarters	Under 18 years	62 years and over	Total	Lacking some or all plumbing facilities	One-unit structures	Structures of 10 or more units	Total	Lacking some or all plumbing facilities	Average number of rooms	Average value (dollars)	Percent Negro	Total	Lacking some or all plumbing facilities	Average number of rooms	Average contract rent (dollars)	Percent Negro	Total	With all plumbing facilities	One-person households	With female head of family	With roomers, boarders, or lodgers
412	29	-	-	31	-	8	-	8	-	8	-	5.4	13400	-	-	-	-	-	-	1	1	1	-	-
413	16	-	-	44	6	5	-	5	-	4	...	...	...	-	1	...	...	...	-	1	1	1	-	-
414	28	-	-	39	18	7	-	7	-	7	-	5.1	11300	-	-	-	-	-	-	1	1	-	-	-
415	30	-	-	27	23	11	-	11	-	10	-	4.9	12800	-	1	...	...	...	-	-	-	3	-	1
416	23	-	-	44	4	7	-	7	-	7	-	5.7	16100	-	-	-	-	-	-	-	-	1	-	-
417	17	-	-	29	29	7	-	7	-	7	-	5.0	10900	-	-	-	-	-	-	-	-	2	1	-
501	77	-	-	30	10	26	1	24	-	20	1	5.9	24700	-	3	...	...	...	-	1	-	-	-	-
502	147	-	-	25	5	71	-	16	-	10	-	5.8	11300	-	49	-	4.0	163	-	2	2	12	5	1
503	65	-	-	35	15	22	-	20	-	15	-	4.6	11900	-	5	-	4.0	78	-	3	3	3	2	1
504	73	-	-	40	11	25	2	25	-	18	1	4.9	10400	-	4	...	...	...	-	6	6	2	1	-
505	33	-	-	36	-	10	-	10	-	4	...	...	...	-	5	-	4.8	80	-	1	1	1	-	-
506	24	-	-	21	4	9	-	9	-	5	-	4.2	10800	-	4	...	...	...	-	1	1	1	1	-
507	11	-	-	55	9	2	...	...	...	...	...	...	...	-	...	...	...	...	-	...	...	...	...	...
508	27	-	-	52	7	7	-	7	-	6	-	6.0	16500	-	-	-	-	-	-	1	1	-	-	-
509	12	-	-	17	25	4	...	...	...	...	...	...	...	-	...	...	...	...	-	...	...	...	...	...
510	41	-	-	51	10	9	-	9	-	9	-	5.8	16100	-	-	-	-	-	-	2	2	-	1	-
511	37	-	-	22	22	14	-	14	-	12	-	5.2	14300	-	2	...	...	...	-	1	1	2	1	-
512	37	-	-	43	5	9	-	9	-	8	-	5.3	12200	-	1	...	...	...	-	1	1	-	1	1
513	42	-	-	43	5	13	-	13	-	11	-	5.3	12600	-	1	...	...	...	-	2	2	1	-	-
514	45	-	-	49	4	11	-	11	-	11	-	5.2	12500	-	-	-	-	-	-	-	-	-	2	-
515	67	12	-	45	2	17	-	17	-	16	-	4.8	12400	6	1	...	...	...	...	5	5	1	1	1
601	31	-	-	42	7	8	-	8	-	6	-	5.0	7900	-	2	...	...	...	-	2	2	-	1	-
603	6	-	-	-	33	4	...	...	...	...	...	...	...	-	...	...	...	...	-	...	...	...	...	...
604	8	-	-	50	-	2	...	...	...	...	...	...	...	-	...	...	...	...	-	...	...	...	...	...
605	36	-	-	50	11	8	-	8	-	7	-	4.9	8000	-	1	...	...	...	-	2	2	1	2	-
606	22	-	-	46	-	6	-	6	-	5	-	4.8	9700	-	1	...	...	...	-	2	2	1	1	-
607	66	-	9	50	14	14	2	14	-	10	1	5.3	8900	-	4	...	...	...	-	5	4	3	-	1
608	45	-	-	27	9	15	-	15	-	14	-	4.7	9800	-	1	...	...	...	-	2	2	3	-	-
609	27	-	-	37	7	7	-	7	-	6	-	4.8	14600	-	1	...	...	...	-	1	1	-	2	1
610	25	-	-	52	-	6	-	6	-	4	...	...	...	-	2	...	...	...	-	2	2	-	-	-
611	46	-	-	46	9	10	-	10	-	10	-	5.4	12500	-	-	-	-	-	-	3	3	-	1	-
612	39	-	-	46	8	10	-	10	-	9	-	4.8	5300	-	1	...	...	...	-	3	3	-	-	-
613	30	-	-	33	7	10	1	10	-	8	-	5.5	15200	-	2	...	...	...	-	-	-	2	-	-
702	21	-	-	24	29	8	2	8	-	7	1	4.1	6800	-	1	...	...	...	-	1	-	3	-	1
703	5	-	-	20	-	2	...	...	...	...	...	...	...	-	...	...	...	...	-	...	...	...	...	...
704	43	-	56	21	49	4	...	...	...	...	...	...	...	-	...	...	...	...	-	...	...	...	...	...
705	18	-	-	56	17	4	...	...	...	...	...	...	...	-	...	...	...	...	-	...	...	...	...	...
706	32	6	-	41	3	7	-	7	-	7	-	4.7	10100	-	-	-	-	-	-	2	2	-	-	1
707	56	-	13	34	7	12	1	12	-	9	1	5.6	11300	-	3	...	...	...	-	2	2	-	-	1
708	9	-	-	44	-	2	...	...	...	...	...	...	...	-	...	...	...	...	-	...	...	...	...	...
709	63	-	-	33	14	18	-	16	-	15	-	6.3	17900	-	3	...	...	...	-	2	2	1	1	1
710	30	-	-	30	7	10	-	10	-	9	-	5.3	18900	-	-	-	-	-	-	-	-	-	-	-
901	20	10	-	45	-	6	-	5	-	5	-	7.4	19800	20	1	...	...	...	...	-	-	-	1	-
902	248	1	-	38	11	75	-	70	-	70	-	5.6	20300	1	3	...	...	...	...	4	4	6	2	1
903	18	-	-	33	-	5	-	5	-	5	-	5.8	32500	-	-	-	-	-	-	-	-	-	-	-
113.02	7513	-	-	46	4	1886	32	1872	9	1757	19	6.5	25600	-	95	11	5.1	94	-	116	106	89	68	13
101	72	-	-	40	3	20	-	20	-	19	-	5.8	27100	-	1	...	...	...	-	2	2	2	-	-
102	501	-	-	47	4	124	2	124	-	117	-	6.3	28000	-	5	2	4.8	...	-	6	5	4	3	-
105	7	-	-	43	-	2	...	...	...	...	...	...	...	-	...	...	...	...	-	...	...	...	...	...
107	33	-	-	21	12	9	-	9	-	9	-	5.2	18100	-	-	-	-	-	-	1	1	1	-	-
108	7	-	-	43	-	2	...	...	...	...	...	...	...	-	...	...	...	...	-	...	...	...	...	...
110	8	-	-	25	13	4	...	...	...	...	...	...	...	-	...	...	...	...	-	...	...	...	...	...
111	23	-	-	30	13	8	-	8	-	8	-	4.8	15000	-	-	-	-	-	-	-	-	-	-	-
113	10	-	-	30	-	3	...	...	...	...	...	...	...	-	...	...	...	...	-	...	...	...	...	...
116	4	...	...	...	...	3	...	...	...	...	...	...	...	...	...	...	...	...	...	...	...	...	...	...
117	301	-	-	48	2	75	-	75	-	71	-	7.2	37200	-	3	...	...	...	-	-	-	2	1	1
118	50	-	-	38	6	15	1	15	-	12	-	4.9	13000	-	3	...	...	...	-	2	2	2	1	-
119	669	-	-	49	1	150	-	150	-	145	-	6.9	29400	-	5	-	6.4	...	-	8	8	4	2	-
202	71	-	-	41	6	19	-	19	-	18	-	5.3	11200	-	1	...	...	...	-	1	1	1	-	-
203	83	-	-	45	5	22	-	22	-	21	-	6.4	27000	-	-	-	-	-	-	-	-	1	2	-
204	70	6	-	49	4	17	-	17	-	15	-	6.4	26700	7	2	...	...	...	...	-	-	-	-	-
205	129	-	-	54	-	28	-	28	-	28	-	7.2	33300	-	-	-	-	-	-	1	1	-	-	-
206	33	-	-	33	9	9	-	9	-	9	-	6.0	24300	-	-	-	-	-	-	-	-	-	1	-
207	77	-	-	38	13	20	-	20	-	19	-	6.2	32200	-	-	-	-	-	-	2	2	-	-	-
208	45	-	-	42	-	11	-	11	-	9	-	7.4	27600	-	1	...	...	...	-	1	1	-	-	1
209	99	-	-	39	4	28	-	28	-	27	-	6.6	27900	-	1	...	...	...	-	-	-	1	3	-
210	120	-	-	49	2	28	-	28	-	27	-	6.9	27500	-	1	...	...	...	-	1	1	-	-	-
211	113	-	-	46	1	29	-	29	-	29	-	7.3	33100	-	-	-	-	-	-	-	-	1	1	-
212	57	2	-	54	-	13	-	13	-	12	-	7.8	32500	-	-	-	-	-	-	-	-	-	-	-
213	118	-	-	56	1	25	-	25	-	25	-	7.8	36100	-	-	-	-	-	-	-	-	-	1	-
214	116	-	-	54	3	23	-	23	-	22	-	7.7	38800	-	1	...	...	...	-	1	1	-	-	-
215	96	-	-	50	1	21	-	21	-	21	-	8.4	42500	-	-	-	-	-	-	-	-	-	-	-
216	568	-	-	46	6	153	4	151	-	128	-	7.2	32800	-	11	3	5.5	...	-	5	4	3	5	1
301	143	-	-	51	3	31	-	31	-	31	-	7.5	27300	-	-	-	-	-	-	1	1	-	1	-
302	95	-	-	51	2	21	-	21	-	21	-	8.1	29300	-	-	-	-	-	-	1	1	-	-	-
303	92	4	-	54	1	19	-	19	-	19	-	8.1	29200	5	-	-	-	-	-	1	1	-	2	-
304	154	-	-	54	1	33	-	33	-	33	-	7.6	29100	-	-	-	-	-	-	1	1	-	-	-
305	141	-	-	52	1	31	-	31	-	30	-	7.7	29600	-	-	-	-	-	-	-	-	-	-	-
306	120	-	-	51	1	27	-	27	-	27	-	7.3	28800	-	-	-	-	-	-	2	2	1	-	-
307	110	-	-	46	-	25	-	25	-	24	-	7.2	28000	-	1	...	...	...	-	-	-	-	1	-
308	135	-	-	59	-	25	-	25	-	25	-	7.6	29700	-	-	-	-	-	-	1	1	-	-	-
309	166	-	-	52	-	34	-	34	-	33	-	7.4	28500	-	1	...	...	...	-	1	1	1	1	-
310	41	-	-	37	5	14	-	14	-	10	-	7.0	29500	-	3	...	...	...	-	-	-	2	-	-
311	160	1	-	46	4	35	-	35	-	34	-	7.1	28100	-	-	-	-	-	-	1	1	-	-	-
312	6	-	-	17	50	2	...	...	...	...	...	...	...	-	...	...	...	...	-	...	...	...	...	...
313	24	-	-	58	-	5	-	5	-	5	-	9.0	38500	-	-	-	-	-	-	-	-	-	-	-
314	26	-	-	42	-	7	-	7	-	5	-	7.4	37500	-	2	...	...	...	-	-	-	-	-	-
315	424	2	-	43	5	110	-	100	9	94	-	6.4	26100	1	16	-	4.4	75	-	7	7	7	5	1

[Data exclude vacant seasonal and vacant migratory housing units. For minimum base for derived figures (percent, average, etc.) and meaning of symbols, see text]

Blocks Within Census Tracts	Total population	Percent of total population				Year-round housing units				Occupied housing units												
								Units in—		Owner					Renter					1.01 or more persons per room				
		Negro	In group quarters	Under 18 years	62 years and over	Total	Lacking some or all plumbing facilities	One-unit structures	Structures of 10 or more units	Total	Lacking some or all plumbing facilities	Average number of rooms	Average value (dollars)	Percent Negro	Total	Lacking some or all plumbing facilities	Average number of rooms	Average contract rent (dollars)	Percent Negro	Total	With all plumbing facilities	One-person households	With female head of family	With roomers, boarders, or lodgers
316	46	–	–	44	–	12	–	12	–	12	–	5.9	29900	–	–	–	–	–	–	–	–	–	–	–
401	104	–	–	38	6	32	6	32	–	29	5	4.5	6400	–	2	...	...	...	–	8	6	9	5	3
402	5	–	–	–	20	3	...	...	...	...	...	...	...	–	...	...	...	...	–	...	...	...	...	...
403	136	–	–	37	7	31	2	29	–	29	1	5.4	13900	–	2	...	...	...	–	9	8	5	4	3
404	35	–	–	31	14	9	–	9	–	7	–	6.0	8300	–	2	...	...	...	–	–	–	2	1	–
405	51	–	–	39	10	15	2	15	–	14	2	4.8	8900	–	1	...	...	...	–	1	–	–	2	–
406	61	–	–	41	8	18	3	18	–	17	3	4.1	8700	–	1	...	...	...	–	3	2	1	3	–
407	44	–	–	36	9	15	2	15	–	11	1	5.0	7400	–	4	...	...	...	–	3	2	2	3	–
408	21	–	–	24	10	6	–	6	–	6	–	5.3	10400	–	–	–	–	–	–	–	–	–	1	–
409	23	–	–	30	17	7	–	7	–	7	–	4.6	6900	–	–	–	–	–	–	2	2	–	1	–
410	28	–	–	32	7	10	–	10	–	8	–	4.8	6500	–	2	...	...	...	–	1	1	3	1	–
411	27	–	–	44	–	7	–	7	–	6	–	4.5	6200	–	1	...	...	...	–	2	2	–	–	–
412	30	–	–	40	10	8	1	8	–	6	–	4.3	8700	–	2	...	...	...	–	2	1	1	1	–
413	41	–	–	24	24	14	2	14	–	14	2	4.1	7100	–	–	–	–	–	–	2	1	1	1	1
414	60	–	–	40	7	16	–	16	–	16	–	5.1	8300	–	–	–	–	–	–	3	3	–	2	–
501	20	–	–	35	15	9	2	9	–	8	2	4.3	11300	–	–	–	–	–	–	–	–	2	–	–
502	55	–	–	24	11	20	–	20	–	19	–	4.9	14000	–	1	...	...	...	–	–	–	1	1	–
504	54	–	–	39	15	16	–	16	–	16	–	4.8	11300	–	–	–	–	–	–	1	1	2	–	–
505	36	–	–	39	–	11	–	11	–	10	–	4.8	9100	–	1	...	...	...	–	2	2	1	–	–
506	6	–	–	67	–	1	...	...	...	...	...	...	...	–	...	...	...	...	–	...	...	...	...	...
507	34	–	–	44	–	8	–	8	–	8	–	5.4	18000	–	–	–	–	–	–	2	2	–	1	–
508	33	–	–	39	–	10	–	10	–	10	–	5.5	18900	–	–	–	–	–	–	–	–	–	1	–
509	29	–	–	41	–	8	–	8	–	8	–	5.5	23800	–	–	–	–	–	–	1	1	–	1	–
510	64	–	–	53	3	13	–	13	–	13	–	6.5	28000	–	–	–	–	–	–	4	4	1	–	–
511	78	–	–	47	3	19	–	19	–	19	–	6.2	25900	–	–	–	–	–	–	–	–	–	1	–
512	56	–	–	50	2	13	–	13	–	13	–	6.1	28100	–	–	–	–	–	–	2	2	–	1	1
901	150	4	–	43	6	42	–	42	–	39	–	5.3	18600	5	2	...	...	...	...	5	5	6	–	–
902	248	–	–	44	4	67	1	67	–	63	1	6.7	22500	–	4	...	...	...	–	2	2	5	3	1
904	9	–	–	22	33	4	...	...	...	...	...	...	...	–	...	...	...	...	–	...	...	...	...	...
905	53	–	–	40	8	16	–	16	–	15	–	6.1	25400	–	1	...	...	...	–	1	1	2	–	–
906	70	–	–	40	9	20	1	20	–	18	–	6.0	18400	–	1	...	...	...	–	2	2	1	1	–
908	62	–	–	39	10	18	2	18	–	17	2	5.8	24100	–	1	...	...	...	–	–	–	3	–	–
909	139	–	–	49	1	33	–	33	–	31	–	5.8	24800	–	1	...	...	...	–	3	3	1	1	–
910	62	–	–	40	2	17	–	17	–	16	–	5.9	24500	–	–	–	–	–	–	–	–	–	–	–
911	220	–	–	44	6	56	1	56	–	48	–	5.9	18400	–	5	1	3.6	...	–	7	7	2	1	–
913	6	–	–	50	–	2	...	...	...	...	...	...	...	–	...	...	...	...	–	...	...	...	...	...
113.03	6776	–	–	36	10	2057	30	1982	11	1817	23	5.3	17900	–	197	3	4.8	100	–	169	164	164	95	25
101	142	–	–	53	1	30	–	30	–	28	–	7.0	24200	–	2	...	...	...	–	2	2	–	–	–
102	89	–	–	37	3	25	–	25	–	24	–	5.4	14700	–	1	...	...	...	–	2	2	1	1	1
103	103	–	–	43	1	28	1	28	–	26	1	5.5	18800	–	2	...	...	...	–	3	3	–	1	–
104	121	–	–	46	3	28	–	28	–	26	–	6.7	23900	–	1	...	...	...	–	2	2	1	–	–
105	100	–	–	40	8	29	1	29	–	28	1	6.0	23400	–	1	...	...	...	–	1	1	2	1	–
106	129	–	–	47	1	28	–	28	–	28	–	6.5	23000	–	–	–	–	–	–	2	2	–	1	–
107	79	–	–	49	3	20	–	20	–	18	–	5.3	20800	–	2	...	...	...	–	1	1	1	1	–
108	104	–	–	36	6	33	–	33	–	29	–	5.2	17500	–	4	...	...	...	–	1	1	2	1	–
109	126	–	–	41	4	35	–	35	–	34	–	5.4	17100	–	1	...	...	...	–	2	2	–	–	1
110	75	–	–	32	9	25	1	25	–	22	1	5.1	12900	–	3	...	...	...	–	1	1	1	1	1
111	101	–	–	33	20	34	2	34	–	29	1	5.0	13600	–	4	...	...	...	–	2	2	5	1	–
112	89	–	–	47	14	23	–	23	–	21	–	5.0	15800	–	2	...	...	...	–	5	5	3	–	–
113	16	–	–	44	–	5	–	5	–	5	–	5.4	10800	–	–	–	–	–	–	–	–	–	1	–
114	20	–	–	25	5	6	–	6	–	6	–	5.0	12900	–	–	–	–	–	–	–	–	–	–	–
115	37	–	–	57	–	8	–	8	–	8	–	5.1	12200	–	–	–	–	–	–	2	2	1	–	–
116	23	–	–	44	–	6	1	6	–	6	1	4.8	17300	–	–	–	–	–	–	1	–	–	–	–
201	15	–	–	53	–	3	...	...	...	...	...	...	...	–	...	...	...	...	–	...	...	...	...	...
202	39	–	–	41	–	11	–	11	–	11	–	4.8	12200	–	–	–	–	–	–	1	1	1	1	–
203	39	–	–	44	10	11	–	9	–	9	–	5.3	16100	–	2	...	...	...	–	1	1	–	–	–
204	23	–	–	48	17	7	–	7	–	6	–	5.2	13500	–	–	–	–	–	–	2	2	–	–	–
205	117	–	–	29	17	39	–	39	–	32	–	4.8	17700	–	6	–	5.8	...	–	1	1	4	3	1
206	15	–	–	27	20	6	–	6	–	5	–	4.8	12500	–	1	...	...	...	–	–	–	1	–	–
207	40	–	–	38	5	12	1	12	–	10	1	4.6	9700	–	2	...	...	...	–	1	1	1	1	–
208	34	–	–	50	6	9	–	9	–	5	–	4.2	10800	–	3	...	...	...	–	1	1	–	2	–
209	14	–	–	21	–	4	...	...	...	...	...	...	...	–	...	...	...	...	–	...	...	...	...	...
210	27	–	–	41	–	7	–	7	–	6	–	5.0	11300	–	1	...	...	...	–	–	–	–	–	–
211	44	–	–	36	7	12	–	12	–	12	–	4.9	12100	–	–	–	–	–	–	1	1	1	1	–
212	16	–	–	31	19	6	–	6	–	5	–	4.2	11800	–	1	...	...	...	–	1	1	1	–	–
213	91	–	–	31	17	30	–	30	–	30	–	5.4	17600	–	–	–	–	–	–	2	2	2	1	–
214	56	–	–	16	27	22	–	22	–	22	–	5.4	19500	–	–	–	–	–	–	–	–	–	1	–
215	40	–	–	43	8	12	–	12	–	9	–	5.8	16900	–	3	...	...	...	–	1	1	2	–	–
216	32	–	–	22	19	13	–	13	–	13	–	5.2	22700	–	–	–	–	–	–	–	–	1	–	–
217	44	–	–	41	2	11	–	11	–	10	–	6.3	25000	–	1	...	...	...	–	–	–	–	–	–
218	30	–	–	27	27	11	–	11	–	11	–	5.5	20000	–	–	–	–	–	–	–	–	–	–	–
219	170	–	–	38	6	44	1	44	–	41	–	5.4	19500	–	2	...	...	...	–	6	6	2	–	–
220	66	–	–	36	12	19	–	19	–	19	–	5.8	22200	–	–	–	–	–	–	1	1	2	1	1
301	103	–	–	29	7	32	–	32	–	28	–	5.1	16200	–	3	...	...	...	–	–	–	1	–	–
302	13	–	–	23	15	5	–	5	–	4	...	...	...	–	1	...	...	...	–	–	–	–	–	–
303	127	–	–	37	12	38	1	38	–	36	1	4.7	9300	–	2	...	...	...	–	7	7	4	3	–
304	38	–	–	47	5	9	–	9	–	9	–	5.0	8200	–	–	–	–	–	–	3	3	–	1	–
305	19	–	–	26	11	7	–	7	–	7	–	4.0	9100	–	–	–	–	–	–	1	1	1	–	–
306	22	–	–	36	5	7	–	7	–	6	–	4.3	9200	–	1	...	...	...	–	1	1	1	–	–
307	30	–	–	27	17	12	–	12	–	11	–	4.5	8900	–	–	–	–	–	–	–	–	2	1	–
308	38	–	–	32	21	13	1	13	–	11	1	4.8	9600	–	2	...	...	...	–	1	1	–	3	–
309	26	–	–	39	4	8	–	8	–	8	–	5.1	16300	–	–	–	–	–	–	–	–	–	1	–
310	34	–	–	21	24	13	–	13	–	13	–	5.0	14600	–	–	–	–	–	–	–	–	1	2	–
311	34	–	–	35	9	11	–	11	–	10	–	5.5	17300	–	1	...	...	...	–	1	1	1	–	–
312	14	–	–	50	–	3	...	...	...	...	...	...	...	–	...	...	...	...	–	...	...	...	...	...
313	42	–	–	21	12	13	1	13	–	9	1	5.3	14700	–	4	...	...	...	–	–	–	–	3	1
314	49	–	–	29	14	17	2	13	–	14	2	4.6	13900	–	2	...	...	...	–	1	–	–	–	–
315	45	–	–	24	4	14	–	14	–	14	–	5.5	21400	–	–	–	–	–	–	–	–	–	1	–
316	49	–	–	20	10	18	–	18	–	17	–	4.6	13800	–	1	...	...	...	–	–	–	1	1	1

[Data exclude vacant seasonal and vacant migratory housing units. For minimum base for derived figures (percent, average, etc.) and meaning of symbols, see text]

Blocks Within Census Tracts	Total population	Percent of total population: Negro	Percent of total population: In group quarters	Percent of total population: Under 18 years	Percent of total population: 62 years and over	Year-round housing units: Total	Year-round housing units: Lacking some or all plumbing facilities	Year-round housing units: Units in — One-unit structures	Year-round housing units: Units in — Structures of 10 or more units	Occupied housing units: Owner: Total	Owner: Lacking some or all plumbing facilities	Owner: Average number of rooms	Owner: Average value (dollars)	Owner: Percent Negro	Occupied housing units: Renter: Total	Renter: Lacking some or all plumbing facilities	Renter: Average number of rooms	Renter: Average contract rent (dollars)	Renter: Percent Negro	1.01 or more persons per room: Total	1.01 or more persons per room: With all plumbing facilities	One-person households	With female head of family	With roomers, boarders, or lodgers
317	21	–	–	14	14	9	–	9	–	9	–	4.6	11800	–	–	–	–	–	–	–	–	1	1	–
318	22	–	–	–	23	10	–	10	–	10	–	4.2	12800	–	–	–	–	–	–	–	–	1	–	–
319	65	–	–	42	11	18	–	18	–	16	–	5.1	10500	–	1	...	...	...	–	4	4	1	1	1
320	28	–	–	36	18	11	–	11	–	11	–	4.3	8300	–	–	–	–	–	–	1	1	3	1	–
321	37	–	–	41	3	11	–	11	–	10	–	4.7	8500	–	1	...	...	...	–	1	1	1	1	–
322	58	–	–	29	10	21	–	21	–	18	–	4.4	8900	–	2	...	...	...	–	1	1	1	–	–
401	21	–	–	33	5	7	–	7	–	7	–	5.9	12900	–	–	–	–	–	–	–	–	–	1	–
402	40	–	–	25	20	15	3	15	–	13	3	4.2	8700	–	2	...	...	...	–	2	2	2	1	1
403	60	–	–	43	8	19	1	19	–	17	1	4.6	9300	–	2	...	...	...	–	3	3	4	4	–
404	108	–	–	28	13	37	1	36	–	35	1	5.2	14400	–	2	...	...	...	–	2	2	5	1	–
405	27	–	–	52	7	6	–	6	–	5	–	7.4	27000	–	1	...	...	...	–	1	1	–	1	–
406	116	–	–	33	23	42	–	42	–	40	–	5.5	19400	–	1	...	...	...	–	2	2	6	3	–
407	63	–	14	21	13	19	–	19	–	17	–	5.7	18100	–	2	...	...	...	–	–	–	1	3	1
408	43	–	–	26	2	15	–	15	–	15	–	4.9	15600	–	–	–	–	–	–	1	1	–	1	–
409	60	–	–	35	10	17	–	17	–	16	–	5.2	14100	–	1	...	...	...	–	2	2	2	–	–
411	23	–	–	30	17	9	–	9	–	8	–	4.4	10900	–	–	–	–	–	–	1	1	2	–	–
412	96	–	–	42	10	26	–	26	–	22	–	5.1	9800	–	3	...	...	...	–	2	2	2	3	–
413	17	–	–	29	12	6	–	6	–	5	–	4.6	8300	–	1	...	...	...	–	–	–	1	1	–
414	11	–	–	46	18	4	...	...	...	...	...	...	...	–	...	...	...	...	–	...	...	...	...	...
415	18	–	–	33	6	7	–	5	–	5	–	4.8	...	–	2	...	...	...	–	–	–	2	–	–
416	10	–	–	40	–	3	...	...	...	...	...	...	...	–	...	...	...	...	–	...	...	...	...	...
417	22	–	–	27	23	7	–	7	–	6	–	4.0	6600	–	1	...	...	...	–	1	1	1	–	–
418	12	–	–	17	33	7	–	7	–	6	–	4.3	7000	–	–	–	–	–	–	–	–	2	–	–
419	26	8	–	31	19	8	–	8	–	5	–	4.8	8300	–	3	...	...	...	...	–	–	2	–	1
420	65	–	–	28	12	20	–	20	–	20	–	5.9	27800	–	–	–	–	–	–	1	1	–	3	–
421	48	–	–	40	8	13	–	13	–	13	–	5.8	28200	–	–	–	–	–	–	2	2	–	–	–
422	38	–	–	26	8	12	–	12	–	11	–	5.9	32300	–	1	...	...	...	–	1	1	–	–	–
423	335	1	–	37	7	90	1	90	–	86	1	6.7	32600	1	3	...	...	...	...	5	5	3	3	1
502	33	–	–	27	15	12	–	12	–	11	–	7.3	46400	–	1	...	...	...	–	–	–	–	–	–
503	177	1	–	30	16	64	–	52	11	47	–	5.8	25400	–	13	–	2.5	88	–	9	9	8	1	7
505	107	–	6	20	20	33	–	30	–	28	–	5.2	23300	–	5	–	5.4	...	–	1	1	2	1	1
507	50	–	–	46	8	12	–	12	–	12	–	5.3	19400	–	–	–	–	–	–	3	3	–	–	–
508	92	–	–	38	8	28	–	28	–	24	–	5.0	14800	–	3	...	...	...	–	3	3	1	1	–
509	46	–	–	35	7	14	–	14	–	13	–	5.8	27500	–	1	...	...	...	–	–	–	2	–	–
510	50	–	–	56	–	11	–	11	–	11	–	7.8	53600	–	–	–	–	–	–	1	1	–	1	–
511	81	–	–	41	6	20	–	20	–	20	–	8.1	47600	–	–	–	–	–	–	–	–	1	–	–
512	57	–	–	40	7	16	–	16	–	16	–	4.9	14100	–	–	–	–	–	–	3	3	2	–	1
513	23	–	–	57	–	6	–	6	–	5	–	5.8	20500	–	–	–	–	–	–	2	2	–	–	–
514	268	–	–	37	9	77	–	77	–	72	–	5.6	23900	–	5	–	5.4	...	–	5	5	3	2	1
515	19	–	–	53	5	4	...	...	...	...	...	...	...	–	...	...	...	...	–	...	...	...	...	...
601	135	–	–	37	22	45	1	45	–	41	1	5.1	13800	–	2	...	...	...	–	4	4	7	2	–
602	27	–	–	37	–	8	1	8	–	5	1	4.6	5700	–	2	...	...	...	–	1	–	1	–	1
603	29	–	–	31	10	12	1	12	–	10	1	4.5	8500	–	2	...	...	...	–	–	–	3	1	–
604	23	–	–	26	35	9	–	9	–	6	–	4.7	8300	–	2	...	...	...	–	1	1	2	–	–
605	19	–	–	16	16	7	–	7	–	5	–	5.4	13300	–	2	...	...	...	–	–	–	–	–	–
606	5	–	–	60	–	1	...	...	...	...	...	...	...	–	...	...	...	...	–	...	...	...	...	...
607	15	–	–	40	7	5	–	5	–	4	...	...	...	–	1	...	...	...	–	1	1	2	–	–
609	21	–	–	19	5	7	2	7	–	5	–	5.2	14200	–	2	...	...	...	–	–	–	–	–	–
610	29	–	–	35	17	8	–	8	–	6	–	4.3	8300	–	2	...	...	...	–	3	3	3	–	–
611	44	–	–	21	14	13	–	13	–	13	–	5.5	13900	–	–	–	–	–	–	1	1	1	–	–
612	61	–	–	33	20	22	–	19	–	8	–	5.6	19500	–	13	–	5.2	85	–	1	1	2	4	–
613	35	–	–	37	20	11	–	11	–	9	–	5.4	20100	–	1	...	...	...	–	1	1	–	–	–
701	57	–	–	26	9	23	1	14	–	12	1	5.3	28500	–	10	–	3.8	104	–	–	–	4	1	–
702	4	...	...	...	...	1	...	...	...	...	...	...	...	...	...	...	...	...	...	...	...	...	...	...
703	23	–	–	22	9	10	–	10	–	10	–	4.7	11600	–	–	–	–	–	–	–	–	2	2	–
704	42	–	–	41	10	13	–	13	–	9	–	5.1	13300	–	4	...	...	...	–	1	1	1	–	–
705	21	–	–	14	19	9	–	9	–	9	–	4.4	11800	–	–	–	–	–	–	–	–	2	1	–
706	32	–	–	47	13	10	–	10	–	6	–	5.0	12800	–	2	...	...	...	–	3	3	–	1	–
707	85	–	–	18	18	41	–	4	–	38	–	4.2	...	–	1	...	...	...	–	–	–	8	1	1
708	80	–	–	39	6	25	–	25	–	24	–	5.0	9800	–	1	...	...	...	–	2	2	4	1	–
710	89	–	–	48	6	25	–	25	–	20	–	4.9	13400	–	3	...	...	...	–	4	4	1	2	–
711	49	–	–	37	10	11	1	11	–	7	1	4.3	6900	–	4	...	...	...	–	4	3	–	1	1
712	42	–	–	19	10	12	–	12	–	12	–	4.3	8300	–	–	–	–	–	–	3	3	3	1	–
713	24	–	–	13	8	9	1	9	–	7	1	4.0	7300	–	2	...	...	...	–	2	1	1	–	–
714	22	–	–	55	–	6	–	6	–	3	...	...	...	–	3	...	...	...	–	1	1	1	–	–
715	25	–	–	36	16	8	–	8	–	7	–	4.0	7300	–	1	...	...	...	–	1	1	1	2	–
716	24	–	–	38	25	10	–	10	–	5	–	4.2	7300	–	2	...	...	...	–	1	1	–	–	–
717	41	–	–	49	5	11	–	11	–	8	–	4.1	6800	–	3	...	...	...	–	3	3	1	1	–
718	18	–	–	39	–	7	–	7	–	4	...	...	...	–	2	...	...	...	–	–	–	1	–	–
720	12	–	–	83	–	2	...	...	...	...	...	...	...	–	...	...	...	...	–	...	...	...	...	...
721	32	–	–	66	3	6	–	6	–	6	–	5.0	9500	–	–	–	–	–	–	3	3	1	–	–
722	27	–	–	41	11	8	–	8	–	8	–	4.5	9300	–	–	–	–	–	–	1	1	–	–	–
901	40	–	–	48	–	9	–	9	–	7	–	5.9	12000	–	2	...	...	...	–	1	1	–	1	–
902	33	–	–	55	3	9	2	9	–	5	–	5.4	19000	–	2	...	...	...	–	1	1	–	–	–
903	29	–	48	17	35	6	–	4	–	2	...	...	...	–	3	...	...	...	–	–	–	1	–	–
114	1139	–	–	41	4	316	7	315	–	292	3	5.3	17700	–	15	2	5.8	95	–	28	26	14	12	–
113	65	–	–	42	5	17	–	17	–	15	–	5.1	13300	–	2	...	...	...	–	2	2	–	1	–
114	111	–	–	50	1	26	–	26	–	26	–	5.3	13000	–	–	–	–	–	–	5	5	1	3	–
115	76	–	–	51	–	16	–	16	–	13	–	5.7	15000	–	3	...	...	...	–	4	4	–	–	–
116	84	–	–	46	1	23	–	23	–	21	–	5.2	22900	–	–	–	–	–	–	1	1	–	–	–
906	35	–	–	37	11	10	–	10	–	10	–	6.2	19500	–	–	–	–	–	–	–	–	–	2	–
907	31	–	–	13	13	11	–	11	–	11	–	6.1	23600	–	–	–	–	–	–	–	–	–	–	–
908	219	–	–	40	6	63	1	63	–	56	1	5.3	16300	–	5	–	5.2	...	–	6	6	4	1	–
909	37	–	–	24	22	15	3	15	–	12	–	4.7	14500	–	1	...	...	...	–	1	–	2	–	–
910	8	–	–	38	–	1	...	...	...	...	...	...	...	–	...	...	...	...	–	...	...	...	...	...
913	358	1	–	43	2	101	1	101	–	97	1	5.2	19200	1	1	...	...	...	...	7	7	6	4	–
914	107	–	–	32	8	30	1	29	–	29	1	5.4	17200	–	1	...	...	...	–	1	1	1	1	–
944	8	–	–	25	–	3	...	...	...	...	...	...	...	–	...	...	...	...	–	...	...	...	...	...

[Data exclude vacant seasonal and vacant migratory housing units. For minimum base for derived figures (percent, average, etc.) and meaning of symbols, see text]

Blocks Within Census Tracts	Total population	Percent of total population				Year-round housing units				Occupied housing units												
								Units in—		Owner					Renter					1.01 or more persons per room				
		Negro	In group quarters	Under 18 years	62 years and over	Total	Lacking some or all plumbing facilities	One-unit structures	Structures of 10 or more units	Total	Lacking some or all plumbing facilities	Average number of rooms	Average value (dollars)	Percent Negro	Total	Lacking some or all plumbing facilities	Average number of rooms	Average contract rent (dollars)	Percent Negro	Total	With all plumbing facilities	One-person households	With female head of family	With roomers, boarders, or lodgers
115	8095	–	–	39	8	2524	36	1726	24	1574	24	5.6	18200	–	898	12	4.4	112	1	154	153	299	188	20
101	23	–	–	35	4	7	–	7	–	6	–	6.0	23000	–	1	…	…	…	–	–	–	1	–	–
102	21	–	–	38	–	7	–	7	–	6	–	4.5	11700	–	1	…	…	…	–	–	–	1	–	–
103	26	–	–	46	–	6	–	6	–	5	–	5.6	11800	–	1	…	…	…	–	1	1	–	–	–
104	19	–	–	42	11	4	…	…	…	…	…	…	…	–	…	…	…	…	–	…	…	…	…	…
105	20	–	–	45	5	3	…	…	…	…	…	…	…	–	…	…	…	…	–	…	…	…	…	…
106	37	–	–	35	5	12	–	10	–	10	–	5.2	15400	–	2	…	…	…	–	1	1	2	–	–
107	5	–	–	–	40	3	…	…	…	…	…	…	…	–	…	…	…	…	–	…	…	…	…	…
108	119	–	–	42	8	33	2	32	–	26	1	4.8	13500	–	6	1	4.3	78	–	4	3	4	1	2
109	29	–	–	48	3	8	–	8	–	7	–	4.7	8700	–	1	…	…	…	–	2	2	–	1	–
110	7	–	–	14	14	3	…	…	…	…	…	…	…	–	…	…	…	…	–	…	…	…	…	…
111	13	–	–	31	8	4	…	…	…	…	…	…	…	–	…	…	…	…	–	…	…	…	…	…
112	12	–	–	50	–	3	…	…	…	…	…	…	…	–	…	…	…	…	–	…	…	…	…	…
201	14	–	–	36	–	5	–	5	–	5	–	5.0	13500	–	–	–	–	–	–	1	–	–	–	–
202	23	–	–	39	13	7	–	7	–	5	–	5.0	17300	–	1	…	…	…	–	1	1	1	–	–
203	11	–	–	46	–	2	…	…	…	…	…	…	…	–	…	…	…	…	–	…	…	…	…	…
204	31	–	–	45	3	9	–	9	–	8	–	4.9	9200	–	1	…	…	…	–	–	–	1	1	1
205	3	…	…	…	…	1	…	…	…	…	…	…	…	…	…	…	…	…	…	…	…	…	…	…
206	19	–	–	63	5	4	…	…	…	…	…	…	…	–	…	…	…	…	–	…	…	…	…	…
207	27	–	–	52	–	6	–	6	–	4	…	…	…	–	2	…	…	…	–	2	2	–	–	–
208	17	–	–	29	6	4	…	…	…	…	…	…	…	–	…	…	…	…	–	…	…	…	…	…
209	30	–	–	43	3	6	–	6	–	5	–	6.4	13800	–	1	…	…	…	–	1	1	–	–	–
210	25	–	–	24	16	10	–	10	–	9	–	5.1	10700	–	1	…	…	…	–	–	–	1	–	–
211	29	–	–	45	3	7	–	7	–	7	–	4.9	9500	–	–	–	–	–	–	1	1	–	1	2
212	30	–	–	53	–	8	–	8	–	5	–	5.4	14500	–	3	…	…	…	–	1	1	1	–	–
213	6	–	–	50	–	2	…	…	…	…	…	…	…	–	…	…	…	…	–	…	…	…	…	…
214	4	…	…	…	…	2	…	…	…	…	…	…	…	…	…	…	…	…	…	…	…	…	…	…
301	38	–	–	34	–	10	–	10	–	9	–	6.2	15100	–	1	…	…	…	–	–	–	–	–	–
302	98	–	–	46	1	24	–	24	–	24	–	5.5	15200	–	–	–	–	–	–	2	2	–	–	–
303	45	–	–	38	4	13	–	13	–	13	–	5.4	13900	–	–	–	–	–	–	–	–	–	–	–
304	3	…	…	…	…	1	…	…	…	…	…	…	…	…	…	…	…	…	…	…	…	…	…	…
305	33	–	–	42	–	7	–	7	–	6	–	5.2	12500	–	1	…	…	…	–	1	1	–	1	1
306	14	–	–	29	7	4	…	…	…	…	…	…	…	–	…	…	…	…	–	…	…	…	…	…
307	20	–	–	35	10	9	–	9	–	4	…	…	…	–	3	…	…	…	–	2	–	–	–	–
308	38	–	–	47	5	10	–	10	–	9	–	5.2	8200	–	1	…	…	…	–	1	1	–	2	–
309	26	–	–	39	4	7	–	7	–	7	–	4.7	10200	–	–	–	–	–	–	2	2	1	1	–
310	33	–	–	49	6	8	–	8	–	7	–	4.7	11000	–	1	…	…	…	–	2	2	–	–	–
311	39	–	–	44	3	12	–	12	–	9	–	5.0	7600	–	1	…	…	…	–	–	–	1	1	–
312	116	–	–	48	6	26	–	26	–	24	–	5.3	16000	–	2	…	…	…	–	6	6	1	–	–
313	106	–	–	39	8	30	–	30	–	29	–	5.4	15900	–	1	…	…	…	–	3	3	1	2	1
401	65	–	–	39	5	19	–	19	–	19	–	6.0	19100	–	–	–	–	–	–	3	3	–	–	–
402	91	–	–	39	10	25	1	25	–	24	1	5.6	16600	–	1	…	…	…	–	2	2	–	–	–
403	36	–	–	50	–	9	–	9	–	9	–	5.4	15300	–	–	–	–	–	–	1	1	1	–	–
404	57	–	–	42	4	16	–	16	–	15	–	5.2	14900	–	1	…	…	…	–	–	–	–	2	–
406	21	–	–	33	–	7	–	7	–	6	–	4.7	14800	–	1	…	…	…	–	–	–	–	–	–
407	43	–	–	40	2	15	–	15	–	12	–	4.8	17000	–	2	…	…	…	–	2	2	2	–	–
408	72	7	–	50	1	17	–	17	–	16	–	5.3	11100	6	1	…	…	…	…	3	3	1	–	–
409	77	–	–	40	9	23	–	23	–	22	–	5.1	12000	–	1	…	…	…	–	1	1	3	2	–
410	135	–	–	41	3	36	–	36	–	35	–	5.0	11800	–	1	…	…	…	–	3	3	2	2	–
411	152	–	–	47	1	37	–	37	–	33	–	5.2	12600	–	4	…	…	…	–	7	7	3	3	2
412	134	–	–	46	4	37	–	37	–	28	–	5.1	11500	–	6	–	4.7	114	–	7	7	2	2	–
413	80	–	–	46	5	22	–	22	–	19	–	5.3	11600	–	3	…	…	…	–	1	1	2	2	1
414†	†	†	†	†	†	†	†	†	†	†	†	†	†	†	†	†	†	†	†	†	†	†	†	†
416	1765	2	–	32	13	685	7	146	23	133	–	5.1	14400	1	537	7	4.3	116	2	15	15	135	79	3
501	13	–	–	46	–	4	…	…	…	…	…	…	…	–	…	…	…	…	–	…	…	…	…	…
502	19	–	–	37	11	6	–	6	–	6	–	4.8	12700	–	–	–	–	–	–	–	–	–	–	–
503	56	–	–	25	36	21	1	6	–	19	1	4.6	…	–	2	…	…	…	–	–	–	4	1	–
504	5	–	–	–	40	3	…	…	…	…	…	…	…	–	…	…	…	…	–	…	…	…	…	…
505	25	–	–	32	4	9	–	9	–	9	–	5.0	13600	–	–	–	–	–	–	2	–	–	–	–
506	23	–	–	44	–	6	1	6	–	5	–	4.2	10200	–	1	…	…	…	–	3	3	1	–	–
507	47	–	–	62	2	9	2	9	–	7	2	5.1	9800	–	2	…	…	…	–	4	4	1	1	–
508	33	–	–	39	6	8	–	8	–	7	–	5.0	12000	–	1	…	…	…	–	1	1	–	1	–
509	14	–	–	21	29	5	–	5	–	5	–	5.6	8700	–	–	–	–	–	–	–	–	–	–	–
510	15	–	–	33	–	5	1	5	–	5	1	4.6	12000	–	–	–	–	–	–	–	–	–	–	–
511	10	–	–	40	–	3	…	…	…	…	…	…	…	–	…	…	…	…	–	…	…	…	…	…
512†	†	†	†	†	†	†	†	†	†	†	†	†	†	†	†	†	†	†	†	†	†	†	†	†
513†	†	†	†	†	†	†	†	†	†	†	†	†	†	†	†	†	†	†	†	†	†	†	†	†
514†	†	†	†	†	†	†	†	†	†	†	†	†	†	†	†	†	†	†	†	†	†	†	†	†
515†	†	†	†	†	†	†	†	†	†	†	†	†	†	†	†	†	†	†	†	†	†	†	†	†
516†	†	†	†	†	†	†	†	†	†	†	†	†	†	†	†	†	†	†	†	†	†	†	†	†
517†	†	†	†	†	†	†	†	†	†	†	†	†	†	†	†	†	†	†	†	†	†	†	†	†
518†	†	†	†	†	†	†	†	†	†	†	†	†	†	†	†	†	†	†	†	†	†	†	†	†
519†	†	†	†	†	†	†	†	†	†	†	†	†	†	†	†	†	†	†	†	†	†	†	†	†
901	23	–	–	30	17	9	–	9	–	8	–	5.6	15800	–	1	…	…	…	–	–	–	2	1	–
902	64	–	–	41	13	17	–	17	–	16	–	4.9	14200	–	1	…	…	…	–	2	2	1	2	–
909†	†	†	†	†	†	†	†	†	†	†	†	†	†	†	†	†	†	†	†	†	†	†	†	†
910†	†	†	†	†	†	†	†	†	†	†	†	†	†	†	†	†	†	†	†	†	†	†	†	†
911†	†	†	†	†	†	†	†	†	†	†	†	†	†	†	†	†	†	†	†	†	†	†	†	†
912	92	–	–	42	10	26	1	26	–	23	1	5.7	18500	–	2	…	…	…	–	4	4	4	1	–
913	115	–	–	44	6	32	2	32	–	30	2	5.4	13100	–	1	…	…	…	–	3	3	3	3	–
914	370	–	–	33	11	118	3	117	–	101	3	5.1	12700	–	12	–	5.3	112	–	11	11	14	5	1
915	96	–	–	37	4	33	–	30	–	27	–	5.1	11100	–	4	…	…	…	–	1	1	5	1	2
916	34	–	–	41	9	10	–	10	–	7	–	5.1	13200	–	2	…	…	…	–	1	1	–	2	–
917	130	–	–	39	10	38	1	38	–	30	–	5.3	13100	–	7	1	4.3	…	–	5	5	5	–	–
918	115	–	–	30	10	32	1	32	–	29	1	5.7	15300	–	3	…	…	…	–	1	1	2	1	–
919	33	–	–	61	6	7	–	7	–	7	–	5.3	15800	–	–	–	–	–	–	–	–	–	1	–
921	335	–	–	43	7	87	3	86	–	81	3	5.5	14400	–	6	–	5.3	…	–	12	12	4	8	–
922†	†	†	†	†	†	†	†	†	†	†	†	†	†	†	†	†	†	†	†	†	†	†	†	†
923†	†	†	†	†	†	†	†	†	†	†	†	†	†	†	†	†	†	†	†	†	†	†	†	†
926†	†	†	†	†	†	†	†	†	†	†	†	†	†	†	†	†	†	†	†	†	†	†	†	†

(Data exclude vacant seasonal and vacant migratory housing units. For minimum base for derived figures (percent, average, etc.) and meaning of symbols, see text)

Blocks Within Census Tracts	Total population	Percent of total population				Year-round housing units				Occupied housing units														
								Units in—		Owner					Renter					1.01 or more persons per room					
		Negro	In group quarters	Under 18 years	62 years and over	Total	Lacking some or all plumbing facilities	One-unit structures	Structures of 10 or more units	Total	Lacking some or all plumbing facilities	Average number of rooms	Average value (dollars)	Percent Negro	Total	Lacking some or all plumbing facilities	Average number of rooms	Average contract rent (dollars)	Percent Negro	Total	With all plumbing facilities	One-person households	With female head of family	With roomers, boarders, or lodgers
116	8042	–	–	40	7	2337	53	2294	–	2050	35	5.4	16300	–	226	6	4.5	83	–	201	191	179	104	17
101	63	–	–	57	2	13	1	13	–	7	–	4.9	9500	–	5	1	4.4	90	–	6	5	–	–	–
102	54	–	–	48	4	14	–	14	–	4	...	...	...	–	10	–	4.4	88	–	4	4	–	1	1
103	24	–	–	25	4	8	1	8	–	7	1	4.6	6200	–	1	...	...	...	–	1	1	2	–	–
104	22	–	–	59	–	4	...	...	...	...	...	...	...	–	...	...	...	...	–	...	...	...	...	...
105	167	–	–	38	5	48	2	48	–	39	2	4.9	9800	–	8	–	4.5	76	–	4	4	6	1	1
106	105	13	–	48	3	23	1	23	–	19	1	5.5	14400	11	4	...	...	...	...	5	4	–	3	–
107	30	–	–	33	3	10	1	10	–	8	1	4.5	8100	–	2	...	...	...	–	1	1	2	–	–
108	25	–	–	44	4	6	–	6	–	6	–	5.5	10800	–	–	–	–	–	–	2	2	–	–	–
109	41	–	–	32	12	15	1	15	–	12	1	4.6	12500	–	2	...	...	...	–	1	1	2	1	–
110	18	–	–	28	11	6	–	6	–	6	–	4.8	17900	–	–	–	–	–	–	–	–	1	–	–
111	10	–	–	30	40	5	1	5	–	2	...	...	...	–	2	...	...	...	–	...	...	...	...	...
112	32	–	–	25	9	13	–	13	–	10	–	4.6	9300	–	2	...	...	...	–	–	–	1	1	1
113	36	–	–	33	8	13	–	13	–	11	–	4.8	10500	–	1	...	...	...	–	–	–	1	–	–
114	15	–	–	40	–	4	...	...	...	...	...	...	...	–	...	...	...	...	–	...	...	...	...	...
115	16	–	–	56	–	3	...	...	...	...	...	...	...	–	...	...	...	...	–	...	...	...	...	...
116	122	–	–	48	1	29	1	29	–	22	1	5.0	9800	–	6	–	4.3	78	–	6	5	1	1	1
117	61	–	–	30	3	20	–	20	–	17	–	4.6	11700	–	3	...	...	...	–	–	–	1	2	–
118	16	–	–	38	6	5	–	5	–	5	–	5.4	18500	–	–	–	–	–	–	–	–	1	–	–
136	7	–	–	43	–	3	...	...	...	...	...	...	...	–	...	...	...	...	–	...	...	...	...	...
201	118	–	–	18	20	48	2	46	–	42	–	5.1	21800	–	2	...	...	...	–	–	–	2	1	1
202	82	–	–	29	18	26	4	26	–	22	3	4.8	10500	–	4	...	...	...	–	3	2	4	2	1
204	56	–	–	39	9	17	1	17	–	15	–	5.2	13300	–	–	–	–	–	–	1	1	1	–	1
207	23	–	–	57	–	6	–	6	–	6	–	4.3	13300	–	–	–	–	–	–	2	2	1	1	–
208	30	–	–	40	10	11	1	11	–	10	1	4.5	11000	–	–	–	–	–	–	2	2	1	4	–
209	33	–	–	36	15	10	–	10	–	10	–	5.5	12000	–	–	–	–	–	–	1	1	–	1	–
210	31	–	–	36	19	9	–	9	–	9	–	4.9	10900	–	–	–	–	–	–	1	1	–	1	–
211	26	–	–	42	–	7	–	7	–	7	–	5.4	12000	–	–	–	–	–	–	1	1	–	1	1
212	32	–	–	34	13	11	–	11	–	8	–	5.1	14200	–	2	...	...	...	–	1	1	1	–	–
213	26	–	–	42	4	7	–	7	–	7	–	5.3	10500	–	–	–	–	–	–	1	1	1	–	–
301	71	–	–	35	7	23	3	22	–	17	2	5.5	10200	–	5	–	5.6	...	–	3	2	3	–	–
302	47	–	–	51	4	9	–	9	–	9	–	4.8	8200	–	–	–	–	–	–	4	4	–	–	–
303	14	–	–	36	7	5	–	5	–	5	–	4.2	8800	–	–	–	–	–	–	1	1	1	–	–
304	23	–	–	35	4	7	–	7	–	7	–	4.6	10500	–	–	–	–	–	–	1	1	–	2	–
305	38	–	–	37	13	12	1	12	–	11	1	4.5	9300	–	1	...	...	...	–	2	2	–	1	–
306	17	–	–	29	24	6	1	6	–	5	1	5.0	7700	–	1	...	...	...	–	1	1	–	1	–
307	21	–	–	33	19	7	–	7	–	6	–	4.5	9200	–	1	...	...	...	–	1	1	–	–	–
308	81	–	–	47	1	19	–	19	–	19	–	5.1	11800	–	–	–	–	–	–	3	3	–	–	–
309	28	–	–	39	11	10	–	10	–	6	–	5.0	10000	–	3	...	...	...	–	–	–	1	–	1
310	27	–	–	52	4	10	1	10	–	3	...	...	...	–	5	1	5.0	74	–	1	1	2	2	–
311	12	–	–	25	–	4	...	...	...	...	...	...	...	–	...	...	...	...	–	...	...	...	...	...
312	25	–	–	52	–	7	–	5	–	4	...	...	...	–	2	...	...	...	–	–	–	1	1	–
313	18	–	–	61	–	3	...	...	...	...	...	...	...	–	...	...	...	...	–	...	...	...	...	...
314#	153	–	–	43	12	45	–	44	–	39	–	6.0	16100	–	6	–	4.7	78	–	–	–	9	1	–
315	36	–	–	25	19	12	–	12	–	12	–	5.4	10200	–	–	–	–	–	–	–	–	2	1	–
316	152	–	–	49	3	38	1	38	–	35	1	5.3	15300	–	3	...	...	...	–	4	4	2	2	–
317	204	–	–	40	4	54	1	52	–	48	1	5.1	13300	–	4	...	...	...	–	9	9	2	2	1
401	36	–	–	22	28	13	–	13	–	10	–	5.0	12200	–	3	...	...	...	–	1	1	1	2	–
402	6	–	–	17	17	2	...	...	...	...	...	...	...	–	...	...	...	...	–	...	...	...	...	...
404	13	–	–	31	15	6	1	6	–	5	–	5.4	11800	–	–	–	–	–	–	–	–	1	–	–
406	29	–	–	52	3	6	–	6	–	6	–	5.0	16300	–	–	–	–	–	–	1	1	–	1	–
407	13	–	–	39	–	4	...	...	...	...	...	...	...	–	...	...	...	...	–	...	...	...	...	...
408	24	–	–	54	8	5	–	5	–	5	–	5.4	20000	–	–	–	–	–	–	–	–	–	–	–
409	73	–	–	59	–	16	–	16	–	14	–	5.7	18000	–	–	–	–	–	–	4	4	–	–	–
410	24	–	–	42	4	8	–	6	–	5	–	5.0	14800	–	1	...	...	...	–	1	1	1	1	–
411	39	–	–	49	10	10	–	10	–	8	–	5.1	14800	–	2	...	...	...	–	2	2	–	–	–
412	51	–	–	43	4	17	–	17	–	16	–	4.6	12000	–	–	–	–	–	–	1	1	4	–	–
413	23	–	–	26	–	9	1	9	–	8	–	5.0	8800	–	–	–	–	–	–	–	–	–	–	–
414	26	–	–	42	4	7	–	7	–	6	–	4.8	13300	–	1	...	...	...	–	1	1	–	–	–
415	73	–	–	33	10	27	1	27	–	25	–	4.9	15300	–	–	–	–	–	–	2	2	3	–	–
416	31	–	–	32	13	9	–	9	–	9	–	5.1	11500	–	–	–	–	–	–	–	–	1	–	–
417	46	–	–	33	9	16	–	8	–	6	–	5.0	13800	–	8	–	3.6	116	–	4	4	3	2	–
418	77	–	–	55	–	17	–	17	–	17	–	5.6	17400	–	–	–	–	–	–	4	4	–	–	–
501	51	–	–	24	18	20	–	20	–	18	–	5.1	12300	–	2	...	...	...	–	–	–	4	–	–
502	23	–	–	30	26	9	–	9	–	7	–	5.3	9100	–	2	...	...	...	–	–	–	1	1	–
503	14	–	–	21	7	6	–	6	–	6	–	5.2	12100	–	–	–	–	–	–	–	–	1	–	–
504	17	–	–	47	6	8	1	8	–	4	...	...	...	–	3	...	...	...	–	–	–	4	1	–
505	12	–	–	17	8	4	...	...	...	...	...	...	...	–	...	...	...	...	–	...	...	...	...	...
506	10	–	–	40	10	3	...	...	...	...	...	...	...	–	...	...	...	...	–	...	...	...	...	...
507	9	–	–	22	33	3	...	...	...	...	...	...	...	–	...	...	...	...	–	...	...	...	...	...
508	19	–	–	63	–	4	...	...	...	...	...	...	...	–	...	...	...	...	–	...	...	...	...	...
509	20	–	–	40	25	6	–	6	–	5	–	4.4	6700	–	1	...	...	...	–	2	2	1	1	–
510	18	–	–	17	6	7	2	7	–	7	2	3.9	6900	–	–	–	–	–	–	–	–	1	–	–
511	17	–	–	18	–	6	–	6	–	4	...	...	...	–	2	...	...	...	–	1	1	1	–	–
512	24	–	–	42	–	7	–	7	–	7	–	4.7	9800	–	–	–	–	–	–	–	–	–	–	–
513	20	–	–	30	–	5	–	5	–	5	–	4.8	11300	–	–	–	–	–	–	1	1	–	1	1
514	13	–	–	39	15	4	...	...	...	...	...	...	...	–	...	...	...	...	–	...	...	...	...	...
515	10	–	–	60	–	2	...	...	...	...	...	...	...	–	...	...	...	...	–	...	...	...	...	...
516	11	–	–	27	–	6	–	6	–	5	–	4.4	8200	–	–	–	–	–	–	–	–	1	1	–
517	44	–	–	30	11	16	–	16	–	14	–	4.4	8000	–	2	...	...	...	–	1	1	3	–	–
518	34	–	–	56	6	7	1	7	–	4	...	...	...	–	3	...	...	...	–	3	3	–	–	–
519	4	...	...	...	...	2	...	...	...	...	...	...	...	...	...	...	...	...	...	...	...	...	...	...
520	22	–	–	55	–	5	–	5	–	5	–	5.0	14000	–	–	–	–	–	–	2	2	–	–	–
521	34	–	–	35	9	11	1	11	–	9	1	4.6	9600	–	2	...	...	...	–	1	–	1	2	–
522	15	–	–	47	13	4	...	...	...	...	...	...	...	–	...	...	...	...	–	...	...	...	...	...
523	32	–	–	34	6	11	–	11	–	9	–	5.0	13600	–	2	...	...	...	–	–	–	1	–	–
524	51	–	–	31	6	18	–	18	–	17	–	5.0	17600	–	1	...	...	...	–	2	2	2	–	–
525	173	–	–	37	10	51	–	51	–	51	–	5.0	14400	–	–	–	–	–	–	2	2	4	2	–
601	34	–	–	9	21	15	–	15	–	7	–	4.9	12900	–	8	–	3.6	89	–	–	–	3	1	–
602	222	–	–	31	8	74	–	71	–	65	–	5.8	28200	–	6	–	3.5	120	–	4	4	3	4	1

[Data exclude vacant seasonal and vacant migratory housing units. For minimum base for derived figures (percent, average, etc.) and meaning of symbols, see text]

Blocks Within Census Tracts	Total population	Percent of total population: Negro	Percent of total population: In group quarters	Percent of total population: Under 18 years	Percent of total population: 62 years and over	Year-round housing units: Total	Year-round housing units: Lacking some or all plumbing facilities	Year-round housing units: Units in — One-unit structures	Year-round housing units: Units in — Structures of 10 or more units	Occupied housing units: Owner: Total	Owner: Lacking some or all plumbing facilities	Owner: Average number of rooms	Owner: Average value (dollars)	Owner: Percent Negro	Occupied housing units: Renter: Total	Renter: Lacking some or all plumbing facilities	Renter: Average number of rooms	Renter: Average contract rent (dollars)	Renter: Percent Negro	Occupied housing units: 1.01 or more persons per room: Total	1.01 or more persons per room: With all plumbing facilities	One-person households	With female head of family	With roomers, boarders, or lodgers
603	27	–	–	19	7	10	1	10	–	9	1	4.6	13600	–	1	...	...	...	–	–	–	–	–	–
604	93	–	–	33	10	29	–	29	–	24	–	5.8	25300	–	5	–	4.0	105	–	3	3	3	1	1
605	21	–	–	48	–	6	–	6	–	5	–	5.6	21800	–	–	–	–	–	–	1	1	–	–	–
606	97	–	–	44	–	26	–	26	–	26	–	5.5	25100	–	–	–	–	–	–	–	–	–	–	–
607	67	–	–	46	5	15	–	15	–	15	–	5.6	23500	–	–	–	–	–	–	1	1	–	–	–
608	83	–	–	45	6	22	–	22	–	22	–	5.6	19700	–	–	–	–	–	–	1	1	1	–	–
609	54	–	–	46	–	13	–	13	–	13	–	6.2	25500	–	–	–	–	–	–	1	1	–	–	–
610	74	–	–	50	3	18	–	18	–	17	–	5.5	22700	–	1	...	...	...	–	1	1	1	1	–
611	4	...	...	...	...	2	...	...	...	...	...	...	...	...	...	...	...	...	...	...	...	...	...	...
612	23	–	–	39	9	7	–	7	–	7	–	5.7	22900	–	–	–	–	–	–	–	–	–	1	–
613	140	–	–	41	6	36	–	36	–	35	–	6.2	22300	–	–	–	–	–	–	2	2	–	1	1
614	38	–	–	34	–	10	–	10	–	9	–	5.4	19000	–	1	...	...	...	–	1	1	–	1	–
615	43	–	–	47	–	10	–	10	–	10	–	6.9	22000	–	–	–	–	–	–	1	1	–	1	–
616	36	–	–	53	–	7	–	7	–	7	–	6.3	26400	–	–	–	–	–	–	–	–	–	–	–
617	37	–	–	57	–	8	–	8	–	8	–	6.4	22200	–	–	–	–	–	–	–	–	–	–	–
618	45	–	–	33	4	13	–	13	–	13	–	5.5	23500	–	–	–	–	–	–	–	–	–	–	–
619	64	–	–	47	–	14	–	14	–	14	–	6.4	20800	–	–	–	–	–	–	3	3	–	–	–
620	48	–	–	33	6	16	–	16	–	15	–	5.7	20800	–	–	–	–	–	–	–	–	–	1	–
621	13	–	–	31	–	4	...	...	...	...	...	...	...	–	...	...	...	...	–	...	...	...	...	...
622	109	–	–	49	1	25	1	25	–	25	1	6.6	22600	–	–	–	–	–	–	2	1	–	1	–
623	52	–	–	50	2	12	–	12	–	12	–	7.0	24500	–	–	–	–	–	–	–	–	–	–	–
624	122	–	–	55	2	25	1	25	–	25	1	7.2	23000	–	–	–	–	–	–	2	2	1	1	–
901	153	–	–	48	1	35	–	35	–	35	–	6.7	19300	–	–	–	–	–	–	2	2	–	2	–
902	109	–	–	44	6	27	–	27	–	25	–	6.2	25700	–	1	...	...	...	–	–	–	–	–	–
903	15	–	–	40	7	5	–	5	–	4	...	...	...	–	1	...	...	...	–	–	–	1	–	–
904	41	–	–	29	10	12	–	12	–	11	–	5.1	16400	–	1	...	...	...	–	1	1	1	–	–
905	139	–	–	48	4	34	–	34	–	32	–	5.4	15500	–	2	...	...	...	–	4	4	1	3	–
906	19	–	–	26	16	6	–	6	–	6	–	5.2	...	–	–	–	–	–	–	1	1	1	1	–
907	72	–	–	44	4	18	–	17	–	17	–	5.7	23600	–	1	...	...	...	–	1	1	–	–	–
908	49	–	–	49	–	12	–	12	–	12	–	5.8	18500	–	–	–	–	–	–	–	–	–	–	–
909	42	–	–	31	5	14	–	14	–	11	–	5.2	13100	–	3	...	...	...	–	1	1	1	1	–
910	101	1	–	40	10	31	–	29	–	25	–	5.5	15100	–	6	–	3.7	93	–	4	4	4	3	–
912	36	–	–	25	8	15	–	15	–	13	–	4.5	14200	–	1	...	...	...	–	1	1	1	–	–
913	128	–	–	41	7	33	1	31	–	31	1	5.5	14300	–	2	...	...	...	–	2	1	2	3	–
914	41	–	–	32	10	12	–	12	–	11	–	5.6	25100	–	1	...	...	...	–	–	–	–	–	–
915	81	–	–	37	9	21	–	21	–	20	–	5.4	21900	–	1	...	...	...	–	1	1	–	–	–
917	115	1	–	42	6	32	1	32	–	32	1	5.5	19400	–	–	–	–	–	–	–	–	3	1	–
918	124	–	–	28	8	46	–	40	–	31	–	4.8	13800	–	12	–	4.4	84	–	2	2	8	2	–
919	11	–	–	46	–	3	...	...	...	...	...	...	...	–	...	...	...	...	–	...	...	...	...	...
920	256	–	–	41	5	76	5	75	–	65	4	5.2	13500	–	10	1	4.0	74	–	7	7	9	2	–
921	255	–	–	39	9	82	5	78	–	63	1	5.1	15100	–	15	1	4.1	82	–	10	9	10	4	1
923	135	–	–	42	2	39	1	39	–	37	1	5.1	14200	–	1	...	...	...	–	4	4	5	2	–
925	158	–	–	27	17	59	1	53	–	46	–	5.1	13100	–	9	–	3.8	77	–	3	3	8	1	–
926	48	–	–	25	6	15	–	15	–	13	–	4.8	12000	–	2	...	...	...	–	1	1	–	1	–
927	140	1	–	29	14	48	3	48	–	45	3	5.3	13700	2	2	...	...	...	...	5	4	5	2	1
930	16	–	–	38	6	4	...	...	...	...	...	...	...	–	...	...	...	...	–	...	...	...	...	...
931	32	–	–	34	6	8	–	8	–	8	–	6.8	...	–	–	–	–	–	–	1	1	1	–	–
932	62	–	–	36	11	17	–	17	–	17	–	5.8	16900	–	–	–	–	–	–	–	–	2	–	–
933	181	–	–	44	2	50	–	50	–	49	–	6.5	27600	–	–	–	–	–	–	1	1	–	1	–
935	7	–	–	43	–	2	...	...	...	...	...	...	...	–	...	...	...	...	–	...	...	...	...	...
936	22	–	–	32	14	6	–	6	–	6	–	5.2	24300	–	–	–	–	–	–	–	–	–	–	–
937	130	–	–	40	3	37	–	37	–	31	–	5.1	15000	–	5	–	4.6	...	–	3	3	3	1	1
938	176	–	–	46	9	50	–	50	–	48	–	5.4	15700	–	1	...	...	...	–	4	4	2	5	–
939	2	...	...	...	...	1	...	...	...	...	...	...	...	...	...	...	...	...	...	...	...	...	...	...
940	31	–	–	39	7	8	–	8	–	7	–	5.9	...	–	1	...	...	...	–	1	1	–	2	–
117	3750	–	4	39	9	1032	12	917	57	849	11	6.2	24300	–	154	1	4.7	182	–	63	63	74	31	6
101	145	–	–	54	–	30	1	30	–	30	1	6.7	20200	–	–	–	–	–	–	1	1	–	1	–
102	68	–	–	52	2	18	–	18	–	16	–	6.7	20400	–	–	–	–	–	–	–	–	–	1	–
103	129	–	–	50	–	31	1	31	–	30	1	6.9	21300	–	–	–	–	–	–	2	2	–	–	–
104	76	–	–	45	1	19	–	19	–	19	–	6.8	23500	–	–	–	–	–	–	2	2	–	1	–
105	69	–	–	48	1	16	–	16	–	16	–	7.5	29900	–	–	–	–	–	–	–	–	–	1	–
106	98	–	–	50	–	26	–	26	–	23	–	7.3	29400	–	–	–	–	–	–	2	2	–	–	–
107	91	–	–	53	–	21	1	21	–	20	1	7.3	25800	–	1	...	...	...	–	–	–	–	1	–
108	57	–	–	42	–	14	2	14	–	14	2	6.9	21800	–	–	–	–	–	–	–	–	–	–	–
109	53	–	–	28	8	17	–	17	–	16	–	5.0	13100	–	1	...	...	...	–	3	3	1	1	–
110	119	–	–	45	8	32	–	32	–	28	–	5.1	10800	–	3	...	...	...	–	6	6	5	1	–
111	58	–	–	41	7	17	–	17	–	16	–	5.9	17600	–	–	–	–	–	–	2	2	1	1	1
112	6	–	–	17	17	2	...	...	...	...	...	...	...	–	...	...	...	...	–	...	...	...	...	...
113	24	–	–	46	–	6	–	6	–	6	–	8.2	42500	–	–	–	–	–	–	–	–	–	–	–
114	43	–	–	47	2	10	–	10	–	10	–	6.7	32800	–	–	–	–	–	–	1	1	–	–	–
201	75	–	–	45	8	19	–	16	–	18	–	7.3	43300	–	1	...	...	...	–	2	2	3	–	–
202	211	–	–	39	8	56	–	56	–	52	–	6.3	30200	–	2	...	...	...	–	6	6	4	2	–
204	226	–	–	43	6	60	1	60	–	57	1	6.1	26700	–	–	–	–	–	–	4	4	2	2	1
205	21	–	–	57	5	5	–	5	–	5	–	5.4	27000	–	–	–	–	–	–	–	–	1	–	–
206	29	–	–	31	7	9	–	9	–	8	–	6.1	34400	–	1	...	...	...	–	–	–	2	–	–
207	85	–	–	53	4	20	–	20	–	20	–	6.0	24800	–	–	–	–	–	–	2	2	2	–	–
208	22	–	–	32	9	8	–	8	–	8	–	6.1	23800	–	–	–	–	–	–	–	–	1	1	–
209	212	–	–	43	4	59	–	59	–	54	–	6.4	26700	–	2	...	...	...	–	2	2	2	1	–
210	48	–	–	33	6	17	–	15	–	15	–	5.6	23400	–	–	–	–	–	–	–	–	1	–	–
211	11	–	–	46	–	3	...	...	...	...	...	...	...	–	...	...	...	...	–	...	...	...	...	...
902	50	–	–	34	6	12	–	12	–	12	–	5.9	28800	–	–	–	–	–	–	–	–	–	1	–
903	76	–	–	41	4	21	–	21	–	21	–	5.4	23900	–	–	–	–	–	–	2	2	–	–	–
904	111	–	–	38	5	31	–	30	–	30	–	6.0	25800	–	1	...	...	...	–	1	1	–	–	–
905	28	–	–	32	14	11	–	8	–	4	...	...	...	–	6	–	3.7	90	–	–	–	–	1	–
906	511	–	26	18	26	156	1	54	57	40	–	7.1	30200	–	110	1	4.4	203	–	–	–	29	7	3
907	9	–	–	33	11	3	...	...	...	...	...	...	...	–	...	...	...	...	–	...	...	...	...	...
908	84	–	–	38	10	23	–	21	–	21	–	5.5	23300	–	2	...	...	...	–	5	5	2	1	1
909	177	–	–	34	11	55	1	53	–	47	1	5.8	24800	–	7	–	6.4	...	–	2	2	4	–	–

[Data exclude vacant seasonal and vacant migratory housing units. For minimum base for derived figures (percent, average, etc.) and meaning of symbols, see text]

Blocks Within Census Tracts	Total population	Percent of total population				Year-round housing units				Occupied housing units												
								Units in—		Owner					Renter					1.01 or more persons per room				
	Total population	Negro	In group quarters	Under 18 years	62 years and over	Total	Lacking some or all plumbing facilities	One-unit structures	Structures of 10 or more units	Total	Lacking some or all plumbing facilities	Average number of rooms	Average value (dollars)	Percent Negro	Total	Lacking some or all plumbing facilities	Average number of rooms	Average contract rent (dollars)	Percent Negro	Total	With all plumbing facilities	One-person households	With female head of family	With roomers, boarders, or lodgers
910	4	...	...	...	...	1	...	...	...	...	...	...	...	...	...	...	...	...	...	...	...	...	...	...
911	68	-	-	34	9	20	1	20	-	19	1	5.5	18200	-	1	...	...	...	-	1	1	2	4	-
912	147	-	-	48	5	36	-	36	-	34	-	5.4	16300	-	2	...	...	...	-	6	6	-	1	-
914	110	-	-	36	8	32	-	32	-	28	-	5.2	22200	-	4	...	...	...	-	2	2	1	2	-
915	46	-	-	39	11	11	-	11	-	9	-	6.7	33000	-	2	...	...	...	-	-	-	-	-	-
918	69	-	-	41	9	22	2	22	-	21	2	5.3	9600	-	-	-	-	-	-	3	3	3	-	-
919	20	-	-	20	30	7	-	7	-	7	-	5.3	30800	-	-	-	-	-	-	1	1	1	-	-
920	53	-	-	30	23	19	1	19	-	18	1	6.2	22200	-	-	-	-	-	-	-	-	3	-	-
921	139	-	-	39	7	38	-	38	-	38	-	5.8	24900	-	-	-	-	-	-	1	1	1	-	-
923	20	-	-	45	-	5	-	5	-	3	...	...	...	-	2	...	...	...	-	1	1	1	-	-
924	52	-	-	46	19	14	-	14	-	9	-	6.8	...	-	4	...	...	...	-	2	2	1	-	-
118	5858	-	-	41	5	1598	16	1584	-	1497	15	6.0	23800	-	81	1	5.3	134	-	91	89	77	49	4
101	827	-	-	47	2	215	-	215	-	201	-	6.1	22600	-	11	-	6.3	158	-	8	8	5	12	2
102	14	-	-	57	-	3	...	...	...	...	...	...	...	-	...	...	...	...	-	...	...	...	...	...
103	81	-	-	43	1	23	-	23	-	22	-	5.7	20900	-	1	...	...	...	-	-	-	2	1	-
104	118	-	-	48	3	29	-	29	-	27	-	6.6	26300	-	2	...	...	...	-	1	1	-	1	-
105	202	-	-	45	1	48	-	48	-	47	-	6.8	28100	-	1	...	...	...	-	4	4	1	-	-
106	39	-	-	36	-	12	-	12	-	12	-	5.5	18100	-	-	-	-	-	-	-	-	-	-	-
107	315	1	1	44	-	78	1	78	-	74	1	6.2	23600	1	3	...	...	...	...	4	4	-	4	-
108	54	-	-	46	-	13	1	13	-	13	1	8.0	38600	-	-	-	-	-	-	-	-	-	-	-
109	85	-	-	33	7	24	-	24	-	24	-	5.9	29200	-	-	-	-	-	-	3	3	2	-	-
110	243	-	-	49	1	61	1	61	-	60	1	6.9	31600	-	-	-	-	-	-	3	3	-	-	-
111	963	-	-	46	3	243	3	243	-	230	3	7.4	37800	-	4	...	...	...	-	2	2	3	1	-
112	144	-	-	41	6	40	-	40	-	38	-	6.8	34300	-	1	...	...	...	-	1	1	1	-	-
201	243	-	-	44	4	58	1	58	-	55	1	5.7	25700	-	2	...	...	...	-	9	8	2	2	-
202	24	-	-	42	17	8	1	8	-	7	1	4.4	11300	-	1	...	...	...	-	1	1	2	-	-
203	22	-	-	32	5	8	-	8	-	7	-	4.9	12000	-	1	...	...	...	-	-	-	2	1	-
204	18	-	-	22	6	6	-	6	-	6	-	4.2	10800	-	-	-	-	-	-	-	-	-	-	-
205	75	-	-	60	-	15	-	15	-	14	-	6.4	24300	-	1	...	...	...	-	2	2	1	1	-
208	119	-	-	40	3	29	-	29	-	28	-	5.2	18300	-	1	...	...	...	-	5	5	1	-	-
209	42	-	-	36	5	12	-	11	-	10	-	5.0	16100	-	2	...	...	...	-	-	-	2	1	-
210	56	-	-	41	-	15	-	15	-	14	-	5.0	16000	-	1	...	...	...	-	1	1	-	-	-
211	90	-	-	34	9	27	-	27	-	27	-	4.5	13800	-	-	-	-	-	-	1	1	2	1	-
212	87	-	-	32	2	29	1	28	-	26	1	4.5	13000	-	3	...	...	...	-	3	3	3	-	-
301	22	-	-	32	9	7	-	7	-	6	-	5.2	15600	-	1	...	...	...	-	-	-	-	-	-
302	92	-	-	29	7	33	-	33	-	31	-	4.7	13000	-	2	...	...	...	-	2	2	4	2	-
303	85	-	-	39	6	25	-	25	-	25	-	4.7	13500	-	-	-	-	-	-	4	4	2	1	-
304	44	-	-	39	11	13	-	13	-	12	-	5.3	12100	-	1	...	...	...	-	-	-	1	1	-
305	27	-	-	19	19	11	-	11	-	7	-	4.6	9400	-	4	...	...	...	-	-	-	2	1	-
306	59	-	-	31	12	19	-	19	-	19	-	5.0	12000	-	-	-	-	-	-	-	-	3	-	1
308	2	...	...	...	...	1	...	...	...	...	...	...	...	...	...	...	...	...	...	...	...	...	...	...
309	13	-	-	39	23	5	1	5	-	4	...	...	...	-	1	...	...	...	-	1	1	2	-	-
310	23	-	-	13	13	10	-	10	-	10	-	4.6	12200	-	-	-	-	-	-	-	-	2	1	-
311	28	-	-	29	18	10	1	10	-	8	1	4.6	10100	-	2	...	...	...	-	-	-	1	-	-
313	52	-	-	31	15	17	-	17	-	17	-	5.2	17100	-	-	-	-	-	-	-	-	2	2	-
314	25	-	-	28	8	9	-	9	-	8	-	5.0	10000	-	1	...	...	...	-	-	-	2	2	-
315	23	-	-	17	17	9	2	9	-	9	2	4.3	11500	-	-	-	-	-	-	-	-	1	-	-
316	75	-	-	32	7	22	-	22	-	22	-	5.1	15400	-	-	-	-	-	-	-	-	-	-	-
317	15	-	-	33	7	5	-	2	-	2	...	...	...	-	3	...	...	...	-	-	-	1	-	-
318	55	-	-	29	20	17	-	17	-	17	-	4.9	14500	-	-	-	-	-	-	2	2	-	-	-
319	72	-	-	39	6	20	-	20	-	20	-	5.5	16900	-	-	-	-	-	-	3	3	-	-	-
320	21	-	-	33	-	6	-	6	-	3	...	...	...	-	3	...	...	...	-	-	-	1	-	-
321	11	-	46	9	9	2	...	...	...	...	...	...	...	-	...	...	...	...	-	...	...	...	...	...
401	352	-	-	32	10	107	-	106	-	97	-	5.9	26400	-	8	-	5.5	162	-	3	3	4	3	1
403	51	-	-	49	4	12	-	11	-	11	-	5.5	18300	-	1	...	...	...	-	4	4	-	-	-
404	55	-	-	40	15	16	-	16	-	15	-	4.9	14200	-	1	...	...	...	-	2	2	-	2	-
405	29	-	-	35	-	10	-	10	-	10	-	5.7	17500	-	-	-	-	-	-	1	1	1	1	-
406	103	-	-	46	1	26	2	26	-	26	2	5.7	21200	-	-	-	-	-	-	3	2	2	1	-
407	43	-	-	26	5	15	-	15	-	14	-	5.2	15200	-	-	-	-	-	-	-	-	1	-	-
410	26	-	-	42	15	8	-	8	-	7	-	4.9	10500	-	1	...	...	...	-	2	2	2	-	-
411	85	-	-	35	12	27	-	27	-	26	-	5.0	12800	-	1	...	...	...	-	3	3	2	3	-
412	104	-	-	50	3	25	-	25	-	22	-	5.3	17200	-	2	...	...	...	-	4	4	1	1	-
413	33	-	-	42	-	8	-	8	-	8	-	6.9	30000	-	-	-	-	-	-	-	-	-	-	-
414	23	-	-	52	-	4	...	...	...	...	...	...	...	-	...	...	...	...	-	...	...	...	...	...
901#	125	-	-	37	6	33	-	29	-	27	-	5.6	20400	-	6	-	4.5	91	-	3	3	1	2	-
902	102	-	-	30	17	35	-	34	-	30	-	5.3	12200	-	5	-	4.2	...	-	3	3	6	1	-
903	21	-	-	52	-	5	-	5	-	4	...	...	...	-	1	...	...	...	-	-	-	-	-	-
904	24	-	-	38	8	6	-	6	-	6	-	5.0	20300	-	-	-	-	-	-	1	1	-	-	-
905	77	-	-	34	9	24	-	22	-	24	-	5.6	21000	-	-	-	-	-	-	2	2	4	-	-
119	1616	-	-	35	9	492	6	480	1	442	5	6.0	26600	-	48	1	4.5	91	-	24	24	31	20	4
101	102	-	-	34	9	29	-	29	-	29	-	7.2	45300	-	-	-	-	-	-	-	-	1	-	-
102	40	-	-	43	10	11	-	11	-	11	-	5.1	18000	-	-	-	-	-	-	-	-	-	-	-
103	60	-	-	42	-	15	1	15	-	13	1	5.2	14900	-	2	...	...	...	-	3	3	-	-	-
104	63	-	-	35	10	19	-	19	-	18	-	4.8	12400	-	1	...	...	...	-	2	2	2	-	-
105	20	-	-	15	35	8	-	8	-	8	-	5.0	13100	-	-	-	-	-	-	-	-	-	-	-
106	56	-	-	41	5	17	-	17	-	17	-	5.0	14900	-	-	-	-	-	-	1	1	2	1	-
107	24	-	-	33	8	8	-	8	-	8	-	6.4	25600	-	-	-	-	-	-	-	-	-	-	-
108	77	-	-	33	7	24	-	24	-	24	-	5.5	21000	-	-	-	-	-	-	1	1	1	-	-
109	52	-	-	52	2	12	-	12	-	12	-	6.0	25200	-	-	-	-	-	-	1	1	-	-	-
110	126	-	-	44	6	34	-	34	-	33	-	7.0	39400	-	1	...	...	...	-	2	2	1	2	-
111	42	-	-	26	-	14	-	14	-	14	-	6.1	29600	-	-	-	-	-	-	-	-	-	-	-
112	66	-	-	46	3	17	-	17	-	17	-	6.8	36000	-	-	-	-	-	-	-	-	-	-	-
113	64	-	-	36	5	19	-	18	-	19	-	6.2	32800	-	-	-	-	-	-	-	-	-	1	-
114	61	-	-	33	15	19	1	19	-	18	1	6.2	30300	-	-	-	-	-	-	-	-	-	1	-
115	34	-	-	21	21	14	1	14	-	14	1	6.6	31400	-	-	-	-	-	-	-	-	-	1	-
116	52	-	-	33	12	17	-	17	-	17	-	5.6	28500	-	-	-	-	-	-	-	-	2	-	-
901	84	-	-	41	8	23	-	21	-	16	-	6.7	20000	-	7	-	4.7	89	-	1	1	1	2	1
902	235	-	-	32	6	74	2	74	-	64	2	6.4	31100	-	10	-	5.9	93	-	-	-	9	2	1

[Data exclude vacant seasonal and vacant migratory housing units. For minimum base for derived figures (percent, average, etc.) and meaning of symbols, see text]

Blocks Within Census Tracts	Percent of total population				Year-round housing units				Occupied housing units												
							Units in—		Owner					Renter					1.01 or more persons per room		
	Total population	Negro	In group quarters	Under 18 years	62 years and over	Total	Lacking some or all plumbing facilities	One-unit structures	Structures of 10 or more units	Total	Lacking some or all plumbing facilities	Average number of rooms	Average value (dollars)	Percent Negro	Total	Lacking some or all plumbing facilities	Average number of rooms	Average contract rent (dollars)	Percent Negro	Total	With all plumbing facilities
903	25	–	–	48	–	6	–	6	–	6	–	5.7	23100	–	–	–	–	–	–	–	–
904	322	–	–	28	17	109	1	100	1	81	–	5.3	16800	–	27	1	3.9	90	–	13	13
905	11	–	–	36	18	3	...	...	...	...	...	...	...	–	...	...	...	...	–	...	...
120	845	–	–	38	8	235	10	228	–	204	7	5.5	17600	1	28	3	4.9	74	–	26	24
901	59	–	–	34	12	19	1	19	–	19	1	5.3	15300	–	–	–	–	–	–	1	1
904	57	–	–	30	14	16	–	16	–	15	–	5.9	23200	–	1	...	...	...	–	2	2
905	99	2	–	41	7	26	1	26	–	23	–	5.5	17000	4	3	...	...	...	...	5	4
906	35	–	–	37	9	9	–	9	–	8	–	6.3	17300	–	1	...	...	...	–	–	–
907	26	–	–	27	4	7	–	7	–	6	–	5.3	...	–	1	...	...	...	–	1	1
910#	111	–	–	32	6	31	1	26	–	22	1	4.5	8900	–	9	–	4.1	55	–	3	3
912	56	–	–	66	5	10	1	9	–	4	...	...	...	–	6	1	4.3	–	–	5	4
915	12	–	–	33	–	4	...	...	...	...	...	...	...	–	...	...	...	...	–	...	...
927	34	–	–	21	12	13	–	12	–	11	–	4.5	8200	–	2	...	...	...	–	–	–
931†	†	†	†	†	†	†	†	†	†	†	†	†	†	†	†	†	†	†	†	†	†
932†	†	†	†	†	†	†	†	†	†	†	†	†	†	†	†	†	†	†	†	†	†

Blocks Within Census Tracts	One-person households	With female head of family	With roomers, boarders, or lodgers
903	–	–	–
904	10	8	1
905	...	...	...
120	16	6	2
901	3	1	1
904	2	1	–
905	1	–	–
906	1	–	–
907	–	–	–
910#	1	2	–
912	1	–	–
915	...	...	...
927	2	–	1
931†	†	†	†
932†	†	†	†

Table 1. ***Characteristics of Housing Units and Population, for Places of 2,500 Inhabitants or More: 1970***

Michigan

[Data exclude vacant seasonal and vacant migratory housing units. For minimum base for derived figures (percent, average, etc.) and meaning of symbols, see text]

Places	Total population	Percent of total population				Year-round housing units				Occupied housing units												
								Units in—		Owner					Renter					1.01 or more persons per room				
		Negro	In group quarters	Under 18 years	62 years and over	Total	Lacking some or all plumbing facilities	One unit structures	Structures of 10 or more units	Total	Lacking some or all plumbing facilities	Average number of rooms	Average value (dollars)	Percent Negro	Total	Lacking some or all plumbing facilities	Average number of rooms	Average contract rent (dollars)	Percent Negro	Total	With all plumbing facilities	One-person households	With female head of family	With roomers, boarders, or lodgers
Niles	12988	8	1	33	15	4652	76	3644	178	3127	35	5.8	15500	6	1304	37	4.2	90	8	222	216	909	378	106

Table 2. **Characteristics of Housing Units and Population, by Blocks: 1970** — **Berrien County, Mich.**

[Data exclude vacant seasonal and vacant migratory housing units. For minimum base for derived figures (percent, average, etc.) and meaning of symbols, see text]

Blocks Within Census Tracts	Total population	Percent of total population: Negro	Percent of total population: In group quarters	Percent of total population: Under 18 years	Percent of total population: 62 years and over	Year-round housing units: Total	Year-round housing units: Lacking some or all plumbing facilities	Year-round housing units: Units in — One-unit structures	Year-round housing units: Units in — Structures of 10 or more units	Occupied housing units: Owner: Total	Owner: Lacking some or all plumbing facilities	Owner: Average number of rooms	Owner: Average value (dollars)	Owner: Percent Negro	Occupied housing units: Renter: Total	Renter: Lacking some or all plumbing facilities	Renter: Average number of rooms	Renter: Average contract rent (dollars)	Renter: Percent Negro	1.01 or more persons per room: Total	1.01 or more persons per room: With all plumbing facilities	One-person households	With female head of family	With roomers, boarders, or lodgers
9501	521	–	–	36	9	152	–	146	–	129	–	6.3	28100	–	22	–	5.0	130	–	5	5	8	3	–
901	17	–	–	12	29	7	–	7	–	5	–	5.6	56500	–	2	…	…	…	–	–	–	–	–	–
902	19	–	–	26	–	7	–	7	–	2	…	…	…	–	5	–	4.6	…	–	–	–	–	–	–
903	17	–	–	29	6	4	…	…	…	…	…	…	…	–	…	…	…	…	–	…	…	…	…	…
905	6	–	–	33	33	2	…	…	…	…	…	…	…	–	…	…	…	…	–	…	…	…	…	…
907	55	–	–	40	–	16	–	16	–	16	–	6.8	31000	–	–	–	–	–	–	–	–	–	–	–
908	36	–	–	39	3	10	–	10	–	10	–	6.3	28300	–	–	–	–	–	–	–	–	–	–	–
909	14	–	–	29	14	5	–	5	–	2	…	…	…	–	3	…	…	…	–	1	1	–	–	–
910	130	–	–	38	9	37	–	34	–	33	–	7.0	33100	–	4	…	…	…	–	2	2	3	1	–
911	173	–	–	41	9	47	–	46	–	41	–	5.7	19000	–	5	–	5.8	–	–	1	1	1	1	–
912	29	–	–	31	10	8	–	6	–	7	–	5.0	17500	–	1	…	…	…	–	–	–	1	1	–
913	25	–	–	24	16	9	–	9	–	9	–	5.9	29300	–	–	–	–	–	–	1	1	2	–	–
9502	3877	3	2	38	10	1159	44	977	17	967	36	4.9	12200	2	169	6	3.9	88	4	151	139	142	81	19
101	123	20	–	42	7	34	10	33	–	29	8	4.8	9000	24	2	…	…	…	…	9	7	3	4	1
102	23	–	–	26	–	7	–	7	–	5	–	5.0	16000	–	2	…	…	…	–	1	1	–	–	–
103	130	–	–	58	2	29	–	29	–	26	–	5.2	13100	–	2	…	…	…	–	6	6	–	5	2
104	160	–	–	43	3	45	–	45	–	40	–	5.3	12200	–	4	…	…	…	–	2	2	3	5	–
105	46	–	–	48	2	11	–	11	–	10	–	5.2	12300	–	1	…	…	…	–	1	1	1	1	–
106	192	–	–	51	1	45	–	45	–	38	–	5.3	11900	–	7	–	5.4	99	–	8	8	–	2	–
107	45	–	–	49	–	10	–	10	–	10	–	5.6	12800	–	–	–	–	–	–	1	1	–	–	1
108	31	–	–	36	3	9	–	9	–	9	–	5.9	19700	–	–	–	–	–	–	–	–	–	1	–
109	50	–	–	34	2	14	–	14	–	14	–	5.6	16600	–	–	–	–	–	–	–	–	–	–	–
110	70	–	–	51	1	15	–	15	–	15	–	5.7	12900	–	–	–	–	–	–	1	1	1	1	–
112	49	–	–	37	–	13	–	13	–	12	–	5.1	13200	–	1	…	…	…	–	1	1	1	–	–
113	147	–	–	40	4	40	–	40	–	38	–	5.5	15500	–	1	…	…	…	–	3	3	–	2	–
114	184	–	–	32	6	58	–	51	–	45	–	5.2	18500	–	12	–	3.8	96	–	8	8	2	2	–
115	35	–	–	20	17	13	–	11	–	11	–	5.5	21100	–	1	…	…	…	–	1	1	1	2	1
116	95	–	–	16	20	48	2	15	–	26	2	3.2	11500	–	22	–	3.7	85	–	2	2	16	3	4
117	113	1	–	41	12	31	–	30	–	28	–	5.0	14200	4	3	…	…	…	…	6	6	4	1	–
118	501	–	–	45	9	135	12	129	–	119	11	4.6	7400	–	9	1	4.2	69	–	32	26	20	14	2
119	394	–	–	33	6	132	4	68	–	124	4	4.7	12100	–	6	–	4.7	…	–	7	7	16	3	1
120	48	–	–	48	8	10	2	10	–	9	2	4.9	12900	–	1	…	…	…	–	3	3	–	1	–
122#	202	–	29	23	41	43	1	35	–	34	–	5.3	15000	–	9	1	2.2	115	–	8	8	7	3	1
201	19	–	–	11	26	8	–	8	–	5	–	4.4	9900	–	3	…	…	…	–	–	–	1	–	–
202	85	5	–	26	15	38	1	13	17	9	–	5.6	15200	–	27	1	2.1	86	4	11	10	12	1	–
203	8	–	–	13	–	4	…	…	…	…	…	…	…	–	…	…	…	…	–	…	…	…	…	…
204	8	–	–	63	25	2	…	…	…	…	…	…	…	–	…	…	…	…	–	…	…	…	…	…
205	60	–	–	40	22	21	3	19	–	17	2	4.4	8000	–	4	…	…	…	–	3	3	5	4	2
208	91	–	–	42	11	27	1	21	–	22	1	5.0	9900	–	4	…	…	…	–	4	4	2	2	–
209	155	4	–	34	10	50	1	46	–	41	1	4.8	8100	2	7	–	4.0	72	14	6	5	3	5	–
210#	212	11	–	34	15	73	1	72	–	63	1	4.7	10100	6	10	–	4.5	68	30	11	11	11	6	1
211	57	–	–	25	16	24	1	18	–	17	1	5.1	12300	–	7	–	3.9	88	–	1	1	6	2	–
212#	77	–	–	39	8	22	1	21	–	17	–	4.7	11100	–	5	1	5.0	53	–	5	5	2	–	2
213	42	–	–	36	2	12	–	12	–	9	–	5.3	11000	–	3	…	…	…	–	–	–	–	–	–
214	68	7	–	38	10	22	–	22	–	16	–	5.2	12000	6	6	–	5.0	…	–	3	3	5	2	–
215	78	–	–	39	6	23	1	23	–	22	1	5.5	17000	–	1	…	…	…	–	1	1	1	2	–
216	43	–	–	21	16	20	–	17	–	17	–	4.8	18200	–	2	…	…	…	–	–	–	6	–	–
217	84	–	–	38	11	25	–	23	–	24	–	4.8	14100	–	1	…	…	…	–	2	2	3	6	–
218	77	7	–	33	14	26	1	20	–	23	1	5.0	9600	9	3	…	…	…	…	1	1	6	–	–
220	9	22	–	–	22	4	…	…	…	…	…	…	…	…	…	…	…	…	…	…	…	…	…	…
221	66	52	–	42	6	16	2	14	–	13	1	5.2	15200	46	3	…	…	…	…	3	1	2	–	1
9503	5692	4	1	39	6	1686	36	1634	7	1415	25	5.4	15800	3	222	8	4.6	100	5	139	135	140	107	26
101	13	–	–	54	–	4	…	…	…	…	…	…	…	–	…	…	…	…	–	…	…	…	…	…
103	48	–	–	35	2	16	–	15	–	10	–	4.8	12100	–	6	–	4.5	96	–	1	1	4	–	–
104	22	–	–	36	14	8	1	8	–	7	1	5.4	9400	–	1	…	…	…	–	–	–	2	1	–
105#	75	–	–	37	3	22	–	22	–	16	–	4.5	9500	–	6	–	4.8	89	–	2	2	2	2	1
106	32	–	–	28	6	11	–	11	–	8	–	4.9	10600	–	3	…	…	…	–	–	–	–	1	–
107	101	–	–	43	2	29	–	29	–	24	–	4.7	10600	–	5	–	5.0	…	–	5	5	2	2	–
108	46	–	–	50	4	12	–	12	–	11	–	5.1	13300	–	1	…	…	…	–	2	2	1	1	–
109	63	–	–	24	14	28	–	24	–	18	–	4.9	11800	–	6	–	3.2	99	–	1	1	4	2	–
110	37	–	–	49	5	9	–	9	–	6	–	5.5	11300	–	3	…	…	…	–	1	1	1	1	1
111	52	10	–	31	4	16	1	16	–	15	1	5.1	10400	7	1	…	…	…	…	1	1	1	–	–
112	43	–	–	21	7	16	1	16	–	13	1	4.4	10300	–	2	…	…	…	–	–	–	–	4	–
113	57	–	–	25	12	21	–	21	–	18	–	5.1	14600	–	3	…	…	…	–	1	1	3	1	–
114	35	–	–	49	6	9	–	9	–	8	–	5.6	19100	–	1	…	…	…	–	3	3	1	–	–
115	18	–	–	11	17	8	–	8	–	7	–	5.3	14200	–	–	–	–	–	–	–	–	2	1	–
116	27	–	–	44	4	6	–	6	–	5	–	6.2	20500	–	1	…	…	…	–	1	1	–	–	–
117	13	–	–	23	–	3	…	…	…	…	…	…	…	–	…	…	…	…	–	…	…	…	…	…
118	96	–	–	39	8	29	1	29	–	26	–	5.4	12200	–	3	…	…	…	–	–	–	3	–	–
119	67	–	–	31	8	25	–	25	–	21	–	4.7	13600	–	2	…	…	…	–	3	3	5	1	–
120	101	–	–	37	9	31	–	31	–	27	–	5.3	13900	–	4	…	…	…	–	1	1	3	4	–
121	94	–	–	33	3	33	–	33	–	25	–	5.2	11400	–	7	–	4.6	92	–	–	–	3	3	–
122	59	–	–	49	2	17	1	17	–	13	1	5.2	11800	–	3	…	…	…	–	3	3	1	2	1
123	55	–	–	40	4	15	–	15	–	13	–	5.3	15500	–	1	…	…	…	–	1	1	–	1	–
124	34	–	–	41	–	10	–	10	–	8	–	5.5	16600	–	1	…	…	…	–	2	2	–	–	1
201	7	–	–	43	–	2	…	…	…	…	…	…	…	–	…	…	…	…	–	…	…	…	…	…
202	128	–	–	47	–	31	–	30	–	29	–	5.2	13500	–	2	…	…	…	–	3	3	–	3	–
203	155	–	–	38	3	50	1	50	–	43	1	5.3	12300	–	5	–	5.2	102	–	1	1	2	8	–
204	112	–	–	51	–	29	–	29	–	25	–	5.7	13400	–	4	…	…	…	–	3	3	1	1	–
205	119	–	–	35	7	38	–	37	–	29	–	4.8	10300	–	9	–	4.6	96	–	3	3	5	2	–
206	116	–	–	34	3	35	–	35	–	31	–	5.4	12200	–	4	…	…	…	–	–	–	1	4	1
207	111	–	–	41	2	33	–	33	–	24	–	5.6	12700	–	9	–	5.1	106	–	–	–	3	2	–
208	32	–	–	50	–	10	1	10	–	7	–	5.6	12300	–	1	…	…	…	–	–	–	–	1	–
209	15	–	–	60	7	5	–	5	–	4	…	…	…	–	–	–	–	–	–	–	–	…	…	…
210	30	–	–	47	7	10	1	10	–	8	1	5.1	10600	–	2	…	…	…	–	2	2	2	3	–
211	115	5	–	46	7	29	1	28	–	29	1	5.2	13500	3	–	–	–	–	–	4	3	3	1	–
212	26	27	–	42	–	7	–	7	–	4	…	…	…	…	3	…	…	…	…	2	2	1	–	–

[Data exclude vacant seasonal and vacant migratory housing units. For minimum base for derived figures (percent, average, etc.) and meaning of symbols, see text]

Blocks Within Census Tracts	Total population	Percent of total population: Negro	Percent of total population: In group quarters	Percent of total population: Under 18 years	Percent of total population: 62 years and over	Year-round housing units: Total	Year-round housing units: Lacking some or all plumbing facilities	Year-round housing units: Units in — One-unit structures	Year-round housing units: Units in — Structures of 10 or more units	Occupied housing units: Owner: Total	Owner: Lacking some or all plumbing facilities	Owner: Average number of rooms	Owner: Average value (dollars)	Owner: Percent Negro	Occupied housing units: Renter: Total	Renter: Lacking some or all plumbing facilities	Renter: Average number of rooms	Renter: Average contract rent (dollars)	Renter: Percent Negro	1.01 or more persons per room: Total	1.01 or more persons per room: With all plumbing facilities	One-person households	With female head of family	With roomers, boarders, or lodgers
213	17	–	–	47	–	5	–	5	–	4	...	...	...	–	1	...	...	...	–	2	2	1	–	–
214	35	–	–	11	14	19	2	3	1	10	2	3.6	...	–	9	–	3.3	88	–	–	–	6	2	2
215	45	–	–	38	4	13	–	13	–	13	–	5.2	8500	–	–	–	–	–	–	1	1	–	–	1
216	22	–	–	14	36	12	1	12	–	9	1	4.3	7600	–	1	...	...	...	–	–	–	2	–	1
217	32	–	–	28	6	12	2	12	–	10	1	5.3	13500	–	2	...	...	...	–	–	–	2	1	–
301	7	–	–	–	43	4	...	...	...	...	...	...	...	–	...	...	...	...	–	...	...	...	...	...
302	34	–	–	27	12	15	2	10	5	9	1	4.1	12500	–	6	1	2.8	96	–	1	1	6	1	–
303	1	...	...	...	...	1	...	...	...	...	...	...	...	...	...	...	...	...	...	...	...	...	...	...
304	18	–	–	39	33	7	–	6	–	7	–	4.4	7000	–	–	–	–	–	–	1	1	3	–	1
305	7	–	–	57	–	2	...	...	...	...	...	...	...	–	...	...	...	...	–	...	...	...	...	...
307	145	3	31	26	3	37	–	29	–	23	–	5.5	22500	4	11	–	4.8	80	–	2	2	8	5	2
308	41	–	–	42	–	14	–	12	–	12	–	6.3	33200	–	1	...	...	...	–	–	–	2	1	–
309	47	–	–	36	9	16	1	16	–	15	1	5.7	33200	–	–	–	–	–	–	1	1	3	–	–
310	15	–	–	47	7	4	...	...	...	...	...	...	...	–	...	...	...	...	–	...	...	...	...	...
311	48	10	–	29	10	16	–	16	–	15	–	5.6	19500	7	–	–	–	–	–	–	–	–	2	–
312	3	...	...	...	...	2	...	...	...	...	...	...	...	...	...	...	...	...	...	...	...	...	...	...
313	11	–	–	36	18	4	...	...	...	...	...	...	...	–	...	...	...	...	–	...	...	...	...	...
314	37	–	–	11	16	15	–	15	–	14	–	6.0	33300	–	1	...	...	...	–	–	–	–	1	–
315	23	–	–	44	–	6	–	6	–	5	–	6.2	24300	–	1	...	...	...	–	–	–	–	–	–
316	15	–	–	13	13	6	–	6	–	6	–	5.3	23100	–	–	–	–	–	–	–	–	1	–	–
317	33	–	–	36	9	8	–	8	–	7	–	5.9	22700	–	1	...	...	...	–	1	1	1	1	–
318	31	–	–	36	7	7	–	7	–	6	–	6.3	26300	–	1	...	...	...	–	–	–	–	–	1
319	10	–	–	20	20	3	...	...	...	...	...	...	...	–	...	...	...	...	–	...	...	...	...	...
320	37	–	–	30	5	12	–	12	–	12	–	6.2	26800	–	–	–	–	–	–	–	–	–	1	–
321	101	1	–	44	1	27	–	27	–	24	–	6.1	26600	–	2	...	...	...	...	2	2	–	–	–
401	154	–	–	38	10	41	–	41	–	37	–	5.6	20300	–	4	...	...	...	–	5	5	2	5	–
402	18	–	–	50	–	5	1	5	–	4	...	...	...	–	–	–	–	–	–	...	...	...	...	...
403	53	–	–	51	6	12	–	12	–	12	–	5.5	15900	–	–	–	–	–	–	1	1	1	–	–
404	36	–	–	28	11	12	–	12	–	11	–	4.6	14400	–	1	...	...	...	–	–	–	–	–	–
405	5	–	–	60	–	1	...	...	...	...	...	...	...	–	...	...	...	...	–	...	...	...	...	...
406#	456	16	1	44	4	123	7	123	–	101	5	5.2	13300	16	19	2	4.8	98	21	13	12	7	11	4
407	46	–	–	46	–	13	1	13	–	10	1	5.1	13300	–	2	...	...	...	–	2	1	–	–	–
408	69	–	–	42	–	15	–	15	–	13	–	5.0	13600	–	2	...	...	...	–	7	7	–	–	1
409	130	–	–	46	3	33	–	33	–	27	–	5.2	14300	–	6	–	5.2	133	–	4	4	1	3	1
410	231	–	–	51	1	52	–	52	–	47	–	6.1	17700	–	5	–	5.2	143	–	6	6	–	2	–
411	74	–	–	57	–	16	–	16	–	14	–	5.5	15500	–	1	...	...	...	–	3	3	–	1	–
412	75	–	–	44	3	20	–	20	–	20	–	5.7	17300	–	–	–	–	–	–	2	2	–	1	–
413	199	–	–	45	–	53	–	53	–	49	–	5.7	20100	–	2	...	...	...	–	3	3	1	–	–
414	22	–	–	46	–	6	–	6	–	6	–	6.0	22500	–	–	–	–	–	–	–	–	–	–	–
415	6	–	–	–	17	3	...	...	...	...	...	...	...	–	...	...	...	...	–	...	...	...	...	...
416	25	–	–	60	–	5	–	5	–	5	–	5.0	12800	–	–	–	–	–	–	2	2	–	–	–
417	11	–	–	27	–	4	...	...	...	...	...	...	...	–	...	...	...	...	–	...	...	...	...	...
418	53	8	–	19	19	21	–	21	–	16	–	5.0	19700	13	5	–	4.6	...	–	1	1	1	–	–
419	79	–	–	38	17	27	–	27	–	24	–	5.1	13400	–	2	...	...	...	–	3	3	6	1	1
420	109	–	–	35	13	37	–	37	–	32	–	5.0	12700	–	3	...	...	...	–	4	4	4	–	1
421	47	–	–	51	2	14	1	14	–	12	–	5.3	16400	–	–	–	–	–	–	3	3	1	–	–
423	52	–	–	44	–	12	–	12	–	12	–	5.4	16900	–	–	–	–	–	–	1	1	–	–	–
901	115	–	–	28	12	38	1	38	–	35	1	6.4	23500	–	1	...	...	...	–	1	1	3	–	–
902	39	–	–	56	3	8	–	8	–	7	–	5.3	12300	–	1	...	...	...	–	3	3	–	–	–
903	10	–	–	30	–	4	...	...	...	...	...	...	...	–	...	...	...	...	–	...	...	...	...	...
904	193	2	–	35	14	59	1	58	–	48	1	5.0	12700	2	9	–	4.7	84	–	6	6	6	4	1
905#	142	63	2	37	10	43	4	36	–	31	3	5.1	8800	61	8	–	4.0	72	63	4	4	3	6	1
906	60	12	–	32	15	21	–	21	–	17	–	4.9	8700	12	4	...	...	...	...	1	1	3	2	–
908	148	1	–	39	7	43	–	42	–	40	–	6.6	29200	3	2	...	...	...	...	2	2	2	–	–
910	66	–	–	30	5	21	1	19	–	18	–	5.7	19400	–	3	...	...	...	–	1	1	2	2	1
9504	1839	–	1	41	7	535	14	522	–	463	10	6.0	22800	–	52	2	4.6	91	–	34	33	40	36	5
101	17	–	–	65	–	3	...	...	...	...	...	...	...	–	...	...	...	...	–	...	...	...	...	...
102	16	–	–	38	6	5	–	5	–	5	–	6.6	31800	–	–	–	–	–	–	–	–	–	1	–
103	42	–	–	48	–	10	–	10	–	10	–	6.9	37400	–	–	–	–	–	–	–	–	–	–	–
104	9	–	–	33	–	3	...	...	...	...	...	...	...	–	...	...	...	...	–	...	...	...	...	...
105	21	–	–	48	–	5	–	5	–	4	...	...	...	–	1	...	...	...	–	–	–	–	–	–
106	2	...	...	...	...	2	...	...	...	...	...	...	...	...	...	...	...	...	...	...	...	...	...	...
108	2	...	...	...	...	1	...	...	...	...	...	...	...	...	...	...	...	...	...	...	...	...	...	...
111	8	–	–	25	–	3	...	...	...	...	...	...	...	–	...	...	...	...	–	...	...	...	...	...
113	28	–	–	46	–	7	–	7	–	6	–	6.8	34200	–	–	–	–	–	–	1	1	–	–	–
114	54	–	–	44	–	13	–	13	–	13	–	6.7	26600	–	–	–	–	–	–	–	–	–	1	–
115	57	–	–	47	–	13	–	13	–	13	–	7.0	25400	–	–	–	–	–	–	–	–	–	–	–
201	76	–	–	42	9	19	–	19	–	19	–	7.3	45300	–	–	–	–	–	–	1	1	1	–	–
202	15	–	–	40	–	4	...	...	...	...	...	...	...	–	...	...	...	...	–	...	...	...	...	...
204	21	–	–	43	–	6	–	6	–	6	–	6.3	25600	–	–	–	–	–	–	–	–	–	–	–
205	20	–	–	20	30	9	–	9	–	9	–	6.1	23100	–	–	–	–	–	–	–	–	2	2	–
206	8	–	–	25	25	3	...	...	...	...	...	...	...	–	...	...	...	...	–	...	...	...	...	...
208	7	–	–	43	–	2	...	...	...	...	...	...	...	–	...	...	...	...	–	...	...	...	...	...
209	9	–	–	56	–	2	...	...	...	...	...	...	...	–	...	...	...	...	–	...	...	...	...	...
211	4	...	...	...	...	1	...	...	...	...	...	...	...	...	...	...	...	...	...	...	...	...	...	...
213	45	–	–	56	–	11	–	11	–	11	–	6.7	33000	–	–	–	–	–	–	–	–	–	2	–
214	25	–	–	36	–	6	–	6	–	6	–	6.5	31700	–	–	–	–	–	–	–	–	–	–	–
215	21	–	–	48	–	5	–	5	–	5	–	6.0	24500	–	–	–	–	–	–	–	–	–	–	–
901	221	–	–	42	6	62	–	62	–	59	–	6.2	24500	–	2	...	...	...	–	1	1	4	6	1
902	128	–	–	51	3	30	–	29	–	29	–	6.2	26400	–	1	...	...	...	–	2	2	2	3	–
903	67	–	–	54	2	19	–	19	–	15	–	7.5	35200	–	1	...	...	...	–	1	1	1	1	–
904	34	–	–	47	–	8	–	8	–	4	...	...	...	–	4	...	...	...	–	1	1	–	–	–
905	48	–	–	54	4	16	2	16	–	11	–	6.4	36200	–	–	–	–	–	–	3	3	1	1	–
907	145	1	12	39	19	37	3	35	–	27	3	5.0	11400	–	9	–	4.4	...	–	7	7	8	1	1
908#	170	4	–	33	11	59	3	52	–	43	2	5.6	15300	2	14	1	4.2	86	–	4	4	6	6	1
909	5	–	–	20	–	3	...	...	...	...	...	...	...	–	...	...	...	...	–	...	...	...	...	...
910	40	–	–	33	13	14	–	14	–	13	–	5.3	20400	–	1	...	...	...	–	–	–	2	–	–
911	17	–	–	24	–	6	–	6	–	6	–	5.7	28300	–	–	–	–	–	–	–	–	–	–	–

[Data exclude vacant seasonal and vacant migratory housing units. For minimum base for derived figures (percent, average, etc.) and meaning of symbols, see text]

Blocks Within Census Tracts	Total population	Percent of total population				Year-round housing units			Occupied housing units												
								Units in—	Owner					Renter					1.01 or more persons per room				
		Negro	In group quarters	Under 18 years	62 years and over	Total	Lacking some or all plumbing facilities	One-unit structures	Structures of 10 or more units	Total	Lacking some or all plumbing facilities	Average number of rooms	Average value (dollars)	Percent Negro	Total	Lacking some or all plumbing facilities	Average number of rooms	Average contract rent (dollars)	Percent Negro	Total	With all plumbing facilities	One-person households	With female head of family	With roomers, boarders, or lodgers
912	40	–	–	35	10	15	1	15	–	12	1	5.1	11900	–	2	...	...	...	–	1	1	3	1	–
913#	267	–	–	36	11	86	5	83	–	67	4	5.2	10300	–	16	1	4.3	81	–	10	9	6	8	2
916	20	–	–	35	10	8	–	8	–	7	–	4.6	9000	–	–	–	–	–	–	–	–	1	2	–
917	3	...	...	...	...	1	...	...	...	...	...	...	...	...	...	...	...	...	...	...	...	...	...	...
918	127	–	–	34	6	38	–	38	–	37	–	5.8	18300	–	1	...	...	...	–	2	2	3	1	–
9505	3181	1	2	35	13	1064	10	880	13	760	5	6.2	21300	1	256	4	4.4	107	1	42	42	155	73	14
101	95	–	56	18	61	14	–	12	1	11	–	6.3	22300	–	1	...	...	...	–	–	–	2	–	–
102	90	–	–	39	9	28	–	26	–	22	–	5.9	18400	–	6	–	3.8	...	–	–	–	2	–	–
103	17	–	–	65	–	3	...	...	...	...	...	...	...	–	...	...	...	...	–	...	...	...	...	...
104	34	–	–	38	3	10	–	10	–	9	–	6.9	36800	–	–	–	–	–	–	–	–	–	–	–
106	13	–	–	46	8	3	...	...	...	...	...	...	...	–	...	...	...	...	–	...	...	...	...	...
107	55	–	–	38	11	17	–	17	–	13	–	5.3	15700	–	4	...	...	...	–	–	–	1	1	1
108	87	–	–	29	17	36	1	23	–	18	–	5.9	12500	–	13	–	4.5	118	–	2	2	7	2	–
109#	50	–	–	22	12	21	–	16	–	15	–	4.9	15100	–	5	–	4.6	93	–	1	1	4	2	–
110	61	–	–	23	21	24	–	24	–	23	–	6.0	15500	–	1	...	...	...	–	1	1	5	2	–
111	63	–	–	18	24	29	–	25	–	24	–	6.3	17300	–	3	...	...	...	–	–	–	5	–	–
113	25	–	–	36	12	8	–	8	–	4	...	...	...	–	4	...	...	...	–	–	–	1	–	–
114	31	–	–	36	3	11	–	5	–	6	–	5.7	15000	–	5	–	4.2	99	–	–	–	1	–	–
115	100	–	–	46	15	33	1	28	–	19	–	6.7	13700	–	9	1	5.7	79	–	2	2	4	6	1
116	74	–	–	15	27	36	3	21	–	18	1	6.5	11100	–	14	2	4.1	84	–	3	3	12	1	2
117	75	–	–	28	20	31	–	15	1	18	–	6.6	16100	–	12	–	3.1	79	–	1	1	6	–	–
118	10	–	–	20	20	4	...	...	...	...	...	...	...	–	...	...	...	...	–	...	...	...	...	...
120	43	–	–	21	30	20	–	17	–	15	–	5.5	10200	–	4	...	...	...	–	1	1	5	2	–
201	21	–	–	29	5	6	–	4	–	4	...	...	...	–	2	...	...	...	–	–	–	–	–	–
202	31	–	–	26	13	10	–	7	–	7	–	7.0	12300	–	3	...	...	...	–	–	–	1	2	1
203	51	–	–	53	8	13	–	12	–	7	–	7.0	12100	–	4	...	...	...	–	1	1	–	2	2
204	25	–	–	12	28	15	–	2	–	4	...	...	...	–	11	–	3.3	63	–	–	–	10	1	1
205	20	–	–	30	5	7	1	7	–	4	...	...	...	–	3	...	...	...	–	–	–	2	1	–
206	20	–	–	25	15	8	–	8	–	5	–	5.8	13000	–	2	...	...	...	–	–	–	1	1	1
207	24	–	–	21	25	9	–	9	–	6	–	6.7	13300	–	2	...	...	...	–	–	–	–	–	–
208	11	–	–	64	18	2	...	...	...	...	...	...	...	–	...	...	...	...	–	...	...	...	...	...
209	35	–	–	26	20	15	–	8	–	8	–	6.0	14000	–	6	–	3.3	98	–	–	–	3	2	–
210	43	–	–	28	5	14	–	12	–	13	–	5.2	14900	–	1	...	...	...	–	1	1	–	3	–
211	47	–	–	38	6	13	–	12	–	12	–	6.0	15800	–	1	...	...	...	–	–	–	1	–	–
212	30	–	–	47	13	8	–	8	–	7	–	6.4	14500	–	1	...	...	...	–	2	2	–	2	–
213	67	–	–	43	8	20	–	20	–	18	–	5.4	19900	–	2	...	...	...	–	2	2	2	2	–
214	13	–	–	69	–	2	...	...	...	...	...	...	...	–	...	...	...	...	–	...	...	...	...	...
215	67	–	–	46	6	19	–	17	–	16	–	5.8	16300	–	3	...	...	...	–	1	1	1	3	–
216#	47	–	–	43	6	13	–	10	–	7	–	5.1	12300	–	6	–	3.7	147	–	1	1	2	3	–
217	32	–	–	25	19	12	–	12	–	7	–	4.9	11600	–	5	–	5.6	...	–	–	–	1	2	–
218	289	1	–	33	10	118	1	60	11	48	1	5.2	14300	–	61	–	3.9	167	2	7	7	25	4	1
219	48	40	–	44	6	13	–	13	–	7	–	5.4	9800	43	6	–	4.8	73	33	2	2	–	1	–
220	13	–	–	54	–	4	...	...	...	...	...	...	...	–	...	...	...	...	–	...	...	...	...	...
221	88	–	–	48	2	21	–	21	–	21	–	7.2	32600	–	–	–	–	–	–	–	–	–	–	–
222	46	–	–	39	2	14	–	14	–	14	–	6.9	36400	–	–	–	–	–	–	–	–	–	–	–
223	89	6	–	36	3	25	–	25	–	25	–	7.7	35700	4	–	–	–	–	–	–	–	–	–	–
301	25	–	–	32	12	10	–	10	–	8	–	7.0	34400	–	–	–	–	–	–	–	–	1	–	–
302	45	–	–	40	4	13	–	13	–	12	–	7.2	45200	–	1	...	...	...	–	1	1	–	1	–
303	72	–	–	47	3	21	–	21	–	21	–	6.7	35400	–	–	–	–	–	–	–	–	2	3	–
304	51	–	–	39	–	13	–	13	–	13	–	6.9	31000	–	–	–	–	–	–	–	–	–	–	–
305	64	–	–	42	9	20	–	20	–	19	–	7.4	46500	–	–	–	–	–	–	–	–	–	1	–
306	21	–	–	24	29	8	–	8	–	8	–	7.5	57800	–	–	–	–	–	–	–	–	1	–	1
307	263	–	–	40	7	77	–	77	–	71	–	6.4	31100	–	5	–	6.4	...	–	1	1	5	1	–
308	57	–	–	33	11	21	–	21	–	17	–	5.0	10200	–	4	...	...	...	–	1	1	5	1	–
309	33	–	–	30	18	11	–	11	–	9	–	5.4	15000	–	1	...	...	...	–	1	1	1	1	–
310	59	–	–	24	12	27	–	22	–	13	–	5.0	10600	–	13	–	4.8	80	–	–	–	10	1	–
311	8	–	–	–	38	5	–	3	–	1	...	...	...	–	4	...	...	...	–	–	–	3	–	–
312	29	–	14	35	3	9	–	6	–	4	...	...	...	–	4	...	...	...	–	1	1	1	1	–
313	25	–	–	32	16	8	1	7	–	5	1	6.4	12500	–	2	...	...	...	–	–	–	–	1	–
314	18	–	–	44	17	6	–	6	–	6	–	6.3	13500	–	–	–	–	–	–	–	–	2	–	–
315	29	–	–	48	21	9	–	8	–	7	–	6.0	10000	–	1	...	...	...	–	1	1	–	2	–
316	97	–	–	31	18	30	–	26	–	25	–	6.2	16800	–	5	–	5.2	123	–	2	2	5	4	2
317	109	–	–	33	14	35	–	32	–	29	–	5.9	14400	–	6	–	5.2	70	–	1	1	9	4	–
318#	83	–	–	36	13	29	2	29	–	23	2	5.4	12200	–	5	–	5.8	77	–	2	2	6	2	–
319	13	–	–	54	–	3	...	...	...	...	...	...	...	–	...	...	...	...	–	...	...	...	...	...
9506	5962	12	–	32	16	2156	38	1733	145	1495	15	5.7	14000	9	560	21	4.0	80	13	104	101	457	178	42
101	11	–	–	9	–	6	–	6	–	2	...	...	...	–	4	...	...	...	–	–	–	1	1	–
103	7	–	–	43	–	4	...	...	...	...	...	...	...	–	...	...	...	...	–	...	...	...	...	...
104	6	–	–	67	–	1	...	...	...	...	...	...	...	–	...	...	...	...	–	...	...	...	...	...
105	40	–	–	40	10	14	–	14	–	13	–	5.2	14000	–	–	–	–	–	–	–	–	1	1	–
106	62	–	–	42	10	17	–	17	–	15	–	5.9	11900	–	2	...	...	...	–	–	–	3	1	–
107	62	11	–	24	3	20	–	18	–	17	–	5.4	12900	6	2	...	...	...	...	1	1	1	1	–
108	59	–	–	34	10	20	–	16	–	17	–	5.2	13100	–	3	...	...	...	–	1	1	2	1	–
109	84	–	–	36	7	23	2	19	–	18	–	5.8	14600	–	3	...	...	...	–	–	–	1	1	1
110	48	–	–	31	4	14	–	14	–	11	–	5.4	16600	–	3	...	...	...	–	1	1	1	–	1
111	55	7	–	35	2	16	–	16	–	15	–	5.7	16100	7	1	...	...	...	...	1	1	2	1	–
112	73	–	–	49	1	20	–	20	–	17	–	5.6	17900	–	2	...	...	...	–	1	1	1	1	–
113	83	–	–	35	10	24	–	24	–	24	–	5.6	11800	–	–	–	–	–	–	2	2	3	1	–
114	101	3	–	43	7	29	–	29	–	25	–	5.2	13400	–	4	...	...	...	...	4	4	3	3	1
115	86	–	–	41	7	26	–	25	–	19	–	5.5	14100	–	7	–	4.9	109	–	1	1	3	4	–
116	62	–	–	42	7	19	–	19	–	15	–	5.6	13600	–	3	...	...	...	–	3	3	2	–	3
117	75	–	–	36	4	22	–	22	–	20	–	5.8	16400	–	2	...	...	...	–	1	1	1	–	–
118	50	–	–	48	4	12	–	12	–	11	–	5.5	16700	–	1	...	...	...	–	2	2	–	–	–
120	57	–	–	26	11	23	–	11	11	9	–	5.4	13900	–	13	–	3.9	135	–	1	1	5	2	–
121	76	–	–	45	8	19	–	19	–	13	–	5.9	18600	–	6	–	5.5	99	–	2	2	1	1	–
122	71	–	–	37	18	20	–	18	–	17	–	5.4	16300	–	3	...	...	...	–	1	1	1	1	–
123	53	–	–	32	21	21	–	19	–	17	–	5.6	14400	–	3	...	...	...	–	–	–	4	3	1
201	83	–	–	27	13	28	–	26	–	26	–	5.5	16600	–	2	...	...	...	–	2	2	4	2	1

[Data exclude vacant seasonal and vacant migratory housing units. For minimum base for derived figures (percent, average, etc.) and meaning of symbols, see text]

Blocks Within Census Tracts	Percent of total population				Year-round housing units				Occupied housing units												
							Units in—		Owner					Renter					1.01 or more persons per room				
	Total population	Negro	In group quarters	Under 18 years	62 years and over	Total	Lacking some or all plumbing facilities	One-unit structures	Structures of 10 or more units	Total	Lacking some or all plumbing facilities	Average number of rooms	Average value (dollars)	Percent Negro	Total	Lacking some or all plumbing facilities	Average number of rooms	Average contract rent (dollars)	Percent Negro	Total	With all plumbing facilities	One-person households	With female head of family	With roomers, boarders, or lodgers
202	62	–	–	40	8	20	–	20	–	17	–	5.5	16000	–	1	...	...	...	–	2	2	2	2	–
203	47	–	–	34	6	15	–	15	–	14	–	5.4	14300	–	1	...	...	...	–	1	1	2	–	–
205	15	–	–	13	7	7	–	7	–	5	–	4.6	12300	–	2	...	...	...	–	–	–	1	–	–
206	107	–	–	34	4	32	–	32	–	32	–	5.1	14800	–	–	–	–	–	–	2	2	4	1	–
207#	23	–	–	13	9	15	–	1	11	–	–	–	–	–	14	–	3.7	129	–	–	–	8	–	–
208	68	–	–	22	18	27	–	27	–	26	–	5.1	13900	–	1	...	...	...	–	–	–	6	7	–
209	34	–	–	32	18	12	–	12	–	11	–	5.3	11000	–	1	...	...	...	–	–	–	1	4	–
210	40	–	–	18	15	14	–	14	–	14	–	6.0	15600	–	–	–	–	–	–	–	–	2	–	1
211	45	–	–	27	7	17	–	16	–	15	–	5.0	15700	–	2	...	...	...	–	–	–	3	1	–
212	96	2	–	30	15	33	–	31	–	30	–	4.9	12700	3	3	...	...	...	...	4	4	6	–	–
213	60	20	–	40	10	18	–	17	–	16	–	5.4	11100	–	2	...	...	...	...	1	1	2	1	–
214	27	–	–	30	4	9	–	9	–	9	–	5.6	14300	–	–	–	–	–	–	–	–	–	–	–
215	82	–	–	35	11	25	–	25	–	24	–	5.5	15600	–	1	...	...	...	–	1	1	3	2	1
218	28	–	–	21	18	9	–	9	–	8	–	6.4	17200	–	–	–	–	–	–	–	–	–	–	–
219	10	–	–	30	10	4	...	...	...	...	...	...	...	...	...	...	...	...	–	...	...	...	...	...
220	50	–	–	22	20	19	–	19	–	17	–	5.6	16200	–	2	...	...	...	–	1	1	4	1	1
221	45	–	–	44	13	13	1	13	–	11	1	6.1	13000	–	1	...	...	...	–	–	–	1	–	–
222	66	–	–	23	23	28	1	28	–	24	1	5.5	14400	–	2	...	...	...	–	–	–	5	1	–
223	31	–	–	26	23	10	1	10	–	8	1	5.5	13800	–	2	...	...	...	–	–	–	–	1	–
224	72	–	–	39	13	23	–	23	–	22	–	5.7	17800	–	1	...	...	...	–	1	1	3	1	–
301	54	–	–	35	19	17	–	17	–	17	–	6.4	25900	–	–	–	–	–	–	–	–	1	–	–
302	5	–	–	–	20	2	...	...	...	...	...	...	...	...	...	...	...	...	–	...	...	...	...	...
303	66	–	–	46	6	17	–	17	–	17	–	7.4	31500	–	–	–	–	–	–	–	–	–	–	–
304	53	–	–	34	21	19	–	19	–	18	–	5.6	19200	–	1	...	...	...	–	–	–	4	1	–
305	39	–	–	41	10	11	–	11	–	11	–	6.6	25300	–	–	–	–	–	–	–	–	–	–	–
306	31	–	–	26	29	11	–	11	–	11	–	5.2	20800	–	–	–	–	–	–	1	1	2	–	–
307	22	–	–	27	27	7	–	7	–	6	–	5.2	18800	–	1	...	...	...	–	–	–	1	–	–
308	16	–	–	31	13	5	–	5	–	5	–	6.6	21800	–	–	–	–	–	–	–	–	1	–	–
309	84	–	–	30	27	34	–	31	–	30	–	6.2	19400	–	3	...	...	...	–	–	–	5	3	–
310	31	–	–	39	–	11	–	9	–	8	–	6.3	18600	–	2	...	...	...	–	–	–	2	–	–
311	27	–	–	48	15	8	–	7	–	5	–	6.0	22500	–	3	...	...	...	–	1	1	2	2	–
312	20	5	–	45	10	7	–	7	–	2	...	...	...	...	4	...	...	...	–	–	–	1	1	–
313	8	–	–	25	–	4	...	...	...	...	...	...	...	–	...	...	...	...	–	...	...	...	...	...
314	7	–	–	–	–	3	...	...	...	...	...	...	...	–	...	...	...	...	–	...	...	...	...	...
316	4	...	...	...	...	3	...	...	...	...	...	...	...	...	...	...	...	...	...	...	...	...	...	...
317	3	...	...	...	...	2	...	...	...	...	...	...	...	...	...	...	...	...	...	...	...	...	...	...
318#	32	–	–	44	16	13	–	10	–	5	–	7.0	...	–	7	–	4.6	78	–	–	–	5	1	–
319	26	–	–	27	31	11	–	10	–	10	–	6.1	11300	–	–	–	–	–	–	–	–	2	–	–
320	51	–	–	35	8	14	–	11	–	8	–	5.9	16400	–	6	–	5.5	78	–	3	3	1	1	1
321	20	10	–	15	45	10	–	10	–	9	–	6.2	19900	11	1	...	...	...	...	–	–	4	1	–
322	17	6	–	6	12	11	–	7	–	6	–	5.5	14800	–	4	...	...	...	...	–	–	5	–	–
323	27	–	–	33	19	10	–	10	–	10	–	6.1	10800	–	–	–	–	–	–	–	–	3	1	–
324	44	–	–	41	9	14	–	10	–	11	–	6.0	11600	–	2	...	...	...	–	1	1	1	3	–
325	27	–	–	26	19	9	1	7	–	7	1	6.7	9200	–	1	...	...	...	–	–	–	3	–	–
326#	18	–	–	33	17	9	–	4	–	2	...	...	...	–	6	–	3.5	87	–	1	1	3	–	–
327	13	–	–	15	39	8	–	8	–	8	–	6.0	11600	–	–	–	–	–	–	–	–	6	–	–
401	26	–	–	12	31	10	–	5	–	7	–	5.9	...	–	3	...	...	...	–	–	–	2	1	–
402	19	84	–	32	16	8	–	8	–	7	–	5.9	8700	71	1	...	...	...	...	–	–	3	1	–
403	33	58	–	49	6	10	–	9	–	7	–	6.7	8400	43	3	...	...	...	...	1	1	1	1	–
404	30	47	–	33	20	11	–	11	–	8	–	5.1	10900	38	1	...	...	...	...	2	2	1	–	–
405	25	–	–	28	8	8	–	7	–	5	–	5.6	11800	–	3	...	...	...	–	–	–	–	1	–
406	24	–	–	21	25	9	–	9	–	7	–	6.0	13300	–	2	...	...	...	–	–	–	2	–	–
407	27	–	–	44	7	8	–	7	–	7	–	5.1	10800	–	1	...	...	...	–	1	1	1	3	–
408	10	30	–	20	20	6	–	4	–	4	...	...	...	...	2	...	...	...	...	–	–	3	1	–
409	34	74	–	50	29	9	1	9	–	7	–	5.4	9500	43	2	...	...	...	...	1	1	2	1	–
410	21	95	–	48	19	6	–	6	–	3	...	...	...	...	3	...	...	...	...	1	1	2	1	–
411	17	94	–	41	18	6	–	4	–	4	...	...	...	...	2	...	...	...	...	–	–	2	1	–
412	32	94	13	44	19	8	–	8	–	8	–	6.5	10300	75	–	–	–	–	–	–	–	3	1	1
413	40	60	–	58	10	8	–	5	–	7	–	6.0	8800	29	1	...	...	...	...	2	2	1	3	–
416	13	–	–	8	8	7	1	7	–	5	1	4.8	8800	–	2	...	...	...	–	–	–	2	1	–
417	25	–	–	24	32	11	1	11	–	8	–	4.9	10300	–	3	...	...	...	–	–	–	2	1	–
418	38	–	–	40	8	10	–	10	–	8	–	6.0	13400	–	2	...	...	...	–	1	1	*	–	–
419	49	–	–	22	25	22	1	19	–	15	–	5.1	11300	–	3	...	...	...	–	1	1	4	1	–
420	82	17	–	39	18	29	–	29	–	22	–	5.0	9600	9	5	–	4.6	72	40	2	2	7	3	–
421	4	...	...	...	...	3	...	...	...	...	...	...	...	...	...	...	...	...	...	...	...	...	...	...
422	36	–	–	53	11	12	–	12	–	6	–	5.7	9200	–	3	...	...	...	–	–	–	1	–	–
501	5	–	–	–	80	3	...	...	...	...	...	...	...	–	...	...	...	...	–	...	...	...	...	...
504	1	...	...	...	...	1	...	...	...	...	...	...	...	...	...	...	...	...	...	...	...	...	...	...
505	28	–	–	29	11	10	–	10	–	8	–	5.1	15000	–	2	...	...	...	–	2	2	1	2	–
510	17	18	–	12	35	8	–	7	–	7	–	7.3	10800	14	1	...	...	...	...	–	–	1	4	–
511	52	89	–	29	19	19	–	19	–	13	–	5.3	10300	92	6	–	4.8	83	83	1	1	2	3	1
512	68	68	–	56	9	19	–	19	–	12	–	5.5	10100	58	6	–	5.2	51	67	4	4	3	3	–
513	9	100	–	33	11	5	–	4	–	3	...	...	...	...	1	...	...	...	...	...	...	...	...	...
514	29	86	–	48	17	9	–	9	–	8	–	4.9	7800	75	1	...	...	...	...	1	1	3	1	–
515	2	...	...	...	...	1	...	...	...	...	...	...	...	...	...	...	...	...	...	...	...	...	...	...
517	7	86	–	–	29	4	...	...	...	...	...	...	...	...	...	...	...	...	...	...	...	...	...	...
518	42	19	–	33	12	15	–	10	–	9	–	6.0	9600	22	3	...	...	...	...	1	1	1	–	–
519	39	23	5	51	–	14	–	7	–	5	–	6.0	10300	40	6	–	3.0	80	–	1	1	1	3	–
520	11	46	–	18	18	6	1	3	–	4	...	...	...	...	2	...	...	...	...	–	–	4	–	1
522	18	100	–	39	17	7	–	7	–	5	–	4.8	7700	100	1	...	...	...	...	–	–	2	–	–
523	12	100	–	42	25	3	...	...	...	...	...	...	...	...	...	...	...	...	...	...	...	...	...	...	...
524	42	91	–	31	14	15	–	15	–	11	–	4.9	11000	82	3	...	...	...	...	2	2	2	1	–
525	37	60	–	32	8	13	–	10	–	10	–	5.9	10700	60	2	...	...	...	...	1	1	1	2	–
526	39	80	–	23	21	16	1	14	–	14	1	5.4	11100	64	1	...	...	...	...	1	1	2	2	1
527#	27	89	–	37	15	8	–	6	–	3	...	...	...	...	5	–	5.0	92	80	1	1	2	–	1
528#	58	62	–	38	14	20	1	17	–	10	–	5.3	12500	60	9	1	4.8	47	56	2	2	5	4	1
601	41	27	–	37	12	15	–	15	–	10	–	6.4	12600	20	3	...	...	...	...	–	–	1	2	1
602#	159	8	–	35	15	51	–	50	–	41	–	5.8	13600	–	7	–	6.9	70	43	2	2	3	8	1
603	76	–	–	29	18	24	–	24	–	20	–	6.0	11000	–	4	...	...	...	–	2	2	3	1	1
605	20	–	–	15	25	9	–	9	–	9	–	5.6	16700	–	–	–	–	–	–	–	–	1	–	–

[Data exclude vacant seasonal and vacant migratory housing units. For minimum base for derived figures (percent, average, etc.) and meaning of symbols, see text]

Blocks Within Census Tracts	Total population	Percent of total population				Year-round housing units				Occupied housing units												
								Units in—		Owner					Renter					1.01 or more persons per room				
		Negro	In group quarters	Under 18 years	62 years and over	Total	Lacking some or all plumbing facilities	One-unit structures	Structures of 10 or more units	Total	Lacking some or all plumbing facilities	Average number of rooms	Average value (dollars)	Percent Negro	Total	Lacking some or all plumbing facilities	Average number of rooms	Average contract rent (dollars)	Percent Negro	Total	With all plumbing facilities	One-person households	With female head of family	With roomers, boarders, or lodgers
606	21	–	–	10	29	8	1	8	–	8	1	4.9	18300	–	–	–	–	–	–	–	–	1	–	1
607#	128	33	–	33	10	43	1	32	–	25	1	6.2	11500	20	16	–	4.1	85	44	3	3	6	6	1
608	2	...	...	...	...	1	...	...	...	...	...	...	...	...	...	...	...	...	...	...	...	...	...	...
609#	111	–	–	32	13	36	–	33	–	29	–	5.9	11300	–	5	–	5.0	97	–	1	1	4	2	–
611#	74	3	–	18	23	31	1	29	–	25	1	5.9	9100	4	6	–	4.2	101	–	–	–	7	3	1
612#	32	9	–	44	16	10	–	5	–	3	...	...	...	...	6	–	5.0	66	17	1	1	–	2	–
613	3	...	...	...	...	2	...	...	...	...	...	...	...	...	...	...	...	...	...	...	...	...	...	...
614	59	–	–	37	10	19	–	19	–	14	–	5.6	10500	–	5	–	5.6	...	–	–	–	5	1	–
615	7	71	–	29	29	3	...	...	...	...	...	...	...	...	...	...	...	...	...	...	...	...	...	...
616#	140	6	–	36	11	47	3	37	–	32	3	6.7	10600	6	15	–	4.8	78	–	4	4	15	5	–
617	14	–	–	7	43	7	–	4	–	6	–	6.3	...	–	1	...	...	...	–	–	–	2	1	1
701	2	...	...	...	...	1	...	...	...	...	...	...	...	...	...	...	...	...	...	...	...	...	...	...
703	12	–	–	42	8	3	...	...	...	...	...	...	...	–	...	...	...	...	–	...	...	...	...	...
704	23	–	–	35	26	7	–	2	–	3	...	...	...	–	4	...	...	...	–	1	1	2	–	1
705#	24	–	–	33	8	7	–	2	1	2	...	...	...	–	5	–	3.6	77	–	–	–	–	2	1
706#	121	9	–	6	71	113	2	6	102	5	1	5.6	...	20	86	1	2.2	39	8	1	1	71	3	3
707	56	13	–	32	14	21	4	11	5	10	–	8.4	13300	10	10	4	3.1	62	–	–	–	7	–	1
708	52	2	–	23	21	26	5	8	11	8	–	6.5	18800	–	18	5	1.8	93	6	4	2	12	5	–
709	23	–	–	44	9	9	–	3	–	3	...	...	...	–	6	–	4.0	97	–	–	–	4	–	–
710#	71	1	–	21	24	26	–	23	–	20	–	5.6	11700	5	6	–	4.7	81	–	2	2	5	1	–
711	34	18	–	47	9	9	–	8	–	5	–	6.2	10800	20	3	...	...	...	...	1	1	1	1	–
712#	83	8	–	41	19	27	3	17	–	17	1	6.8	12200	6	10	2	3.5	86	–	2	1	7	6	2
713#	50	38	–	8	16	20	–	15	–	11	–	6.7	11500	36	8	–	4.4	100	–	1	1	5	–	3
714	11	100	–	36	9	4	...	...	...	...	...	...	...	...	...	...	...	...	...	...	...	...	...	...
715	20	60	–	40	15	6	–	3	–	2	...	...	...	...	3	...	...	...	...	1	1	1	–	2
716	22	18	–	36	14	8	–	6	–	5	–	4.6	...	–	2	...	...	...	...	1	1	1	1	–
717	11	–	–	9	36	7	–	2	–	3	...	...	...	–	4	...	...	...	–	–	–	4	1	–
718	31	45	–	36	13	16	–	10	–	6	–	6.7	10800	33	5	–	4.8	...	40	1	1	3	1	–
720	4	...	...	...	...	1	...	...	...	...	...	...	...	...	...	...	...	...	...	...	...	...	...	...
721	28	–	–	25	25	17	–	3	–	4	...	...	...	–	12	–	3.7	91	–	–	–	11	2	–
722#	30	23	23	13	37	14	3	3	–	2	...	...	...	...	12	3	3.1	78	–	–	–	9	3	–
802	2	...	...	...	...	1	...	...	...	...	...	...	...	...	...	...	...	...	...	...	...	...	...	...
803	8	–	–	13	25	4	...	...	...	...	...	...	...	–	...	...	...	...	–	...	...	...	...	...
804	4	...	...	...	...	1	...	...	...	...	...	...	...	...	...	...	...	...	...	...	...	...	...	...
805	2	...	...	...	...	1	...	...	...	...	...	...	...	...	...	...	...	...	...	...	...	...	...	...
806	31	–	–	48	19	12	–	9	–	6	–	7.7	...	–	3	...	...	...	–	–	–	3	–	–
807	7	–	–	–	57	3	...	...	...	...	...	...	...	–	...	...	...	...	–	...	...	...	...	...
809#	29	–	–	3	41	15	1	11	–	9	–	5.7	15000	–	6	1	3.8	33	–	1	1	6	–	1
812	4	...	...	...	...	4	...	...	...	...	...	...	...	...	...	...	...	...	...	...	...	...	...	...
813	1	...	...	...	...	1	...	...	...	...	...	...	...	...	...	...	...	...	...	...	...	...	...	...
816	6	–	–	–	33	2	...	...	...	...	...	...	...	–	...	...	...	...	–	...	...	...	...	...
817	19	–	–	11	37	15	–	3	–	2	...	...	...	–	12	–	3.9	66	–	–	–	10	1	–
819	69	–	9	7	33	34	–	15	–	19	–	6.2	16800	–	15	–	3.7	84	–	–	–	17	2	2
9507	3845	8	–	32	15	1432	28	1031	20	872	15	5.7	13000	6	488	12	4.2	94	7	76	73	297	127	50
101	3	...	...	...	...	1	...	...	...	...	...	...	...	...	...	...	...	...	...	...	...	...	...	...
102	58	–	–	5	35	38	–	–	4	–	–	–	–	–	37	–	3.2	109	–	–	–	19	2	–
103	50	–	–	22	18	18	–	16	–	18	–	6.2	23500	–	–	–	–	–	–	–	–	2	–	–
104	19	–	–	26	21	6	–	6	–	5	–	5.6	20000	–	1	...	...	...	–	–	–	–	–	–
105	53	4	–	28	21	18	–	16	–	10	–	6.1	21900	–	8	–	5.8	118	13	–	–	–	1	2
106	30	–	–	13	30	15	–	15	–	14	–	5.9	15300	–	–	–	–	–	–	–	–	3	2	1
107	47	–	–	30	23	17	–	17	–	17	–	5.8	13500	–	–	–	–	–	–	1	1	5	–	–
108	52	8	–	29	14	17	–	17	–	13	–	5.6	16300	8	3	...	...	...	...	–	–	2	1	1
109	56	–	–	36	14	19	–	19	–	17	–	5.9	13300	–	2	...	...	...	–	2	2	5	–	–
110	45	–	–	24	20	20	–	20	–	14	–	5.2	10300	–	5	–	4.6	81	–	1	1	5	–	–
111	24	33	–	33	17	9	–	9	–	8	–	5.8	7800	25	1	...	...	...	...	–	–	3	1	–
112	71	49	–	41	4	23	2	23	–	12	2	4.6	7900	17	9	–	4.8	63	67	4	3	3	4	–
113	47	–	–	28	13	18	–	18	–	13	–	4.8	10300	–	5	–	5.0	80	–	–	–	3	3	–
114	47	28	–	36	11	16	–	15	–	9	–	5.0	9000	11	5	–	4.2	...	20	3	3	3	2	–
115	57	60	–	44	9	17	–	17	–	12	–	5.3	10800	58	3	...	...	...	...	4	4	2	2	–
116	46	30	–	50	11	15	2	15	–	11	1	4.3	10400	18	2	...	...	...	...	2	2	3	2	–
117	23	–	–	39	9	8	–	8	–	6	–	5.2	11800	–	2	...	...	...	–	–	–	2	1	–
118	12	–	–	42	8	4	...	...	...	...	...	...	...	–	...	...	...	...	–	...	...	...	...	...
119	66	64	–	52	9	17	–	17	–	8	–	5.0	8100	38	7	–	5.4	64	71	4	4	2	3	–
120	47	55	–	45	4	14	–	14	–	9	–	5.1	9500	44	5	–	4.2	72	100	2	2	3	4	1
121	–	–	–	–	–	1	...	...	...	...	...	...	...	...	...	...	...	...	–	...	...	...	...	...
122	36	–	–	17	14	14	–	14	–	13	–	5.4	13800	–	1	...	...	...	–	–	–	1	2	–
123	56	–	–	36	13	17	–	17	–	16	–	6.1	20100	–	1	...	...	...	–	1	1	1	–	1
201	2	...	...	...	...	1	...	...	...	...	...	...	...	...	...	...	...	...	...	...	...	...	...	...
202	3	...	...	...	...	1	...	...	...	...	...	...	...	...	...	...	...	...	...	...	...	...	...	...
203	37	–	–	46	8	10	–	10	–	9	–	4.9	10100	–	1	...	...	...	–	1	1	1	1	–
204	2	...	...	...	...	1	...	...	...	...	...	...	...	...	...	...	...	...	...	...	...	...	...	...
206	1	...	...	...	...	1	...	...	...	...	...	...	...	...	...	...	...	...	...	...	...	...	...	...
207	70	–	–	36	4	26	2	2	–	8	1	4.3	...	–	18	1	2.8	110	–	6	6	7	5	5
208	44	7	–	36	14	20	–	9	–	10	–	5.7	12800	10	6	–	4.0	78	–	–	–	3	2	–
209	23	–	–	17	22	12	–	1	–	1	...	...	...	–	10	–	3.3	91	–	1	1	2	1	–
210	42	17	–	38	19	14	–	14	–	9	–	6.6	11900	11	5	–	5.4	...	20	–	–	2	–	3
211	42	19	–	48	17	15	1	15	–	7	1	5.4	11700	–	5	–	5.8	...	40	1	1	1	2	–
214	105	8	–	33	17	40	1	38	–	30	1	5.6	11600	3	7	–	5.6	88	14	1	1	8	5	–
215	120	–	–	28	21	49	–	43	–	37	–	5.6	11700	–	8	–	3.8	74	–	–	–	10	3	–
216	98	–	–	35	22	34	–	26	–	29	–	5.8	16800	–	4	...	...	...	–	2	2	4	4	–
217	38	–	–	18	21	13	–	13	–	11	–	5.8	15500	–	2	...	...	...	–	–	–	1	–	–
218	35	–	–	31	17	12	–	8	–	7	–	5.7	15300	–	4	...	...	...	–	–	–	1	3	–
219	23	–	–	48	4	6	–	6	–	1	...	...	...	–	5	–	7.2	85	–	–	–	1	2	–
221	14	–	–	14	21	9	–	5	–	3	...	...	...	–	4	...	...	...	–	–	–	3	–	–
222	49	–	–	25	27	19	–	13	–	13	–	5.8	11500	–	4	...	...	...	–	1	1	4	4	–
223	18	–	–	44	6	5	–	3	–	3	...	...	...	–	2	...	...	...	–	–	–	1	1	1
224	2	...	...	...	...	1	...	...	...	...	...	...	...	...	...	...	...	...	...	...	...	...	...	...
225#	42	24	–	26	29	16	1	8	–	11	–	5.8	13900	9	5	1	3.4	86	20	1	1	4	3	2

[Data exclude vacant seasonal and vacant migratory housing units. For minimum base for derived figures (percent, average, etc.) and meaning of symbols, see text]

Blocks Within Census Tracts	Total population	Percent of total population				Year-round housing units				Occupied housing units												
								Units in—		Owner					Renter					1.01 or more persons per room				
		Negro	In group quarters	Under 18 years	62 years and over	Total	Lacking some or all plumbing facilities	One-unit structures	Structures of 10 or more units	Total	Lacking some or all plumbing facilities	Average number of rooms	Average value (dollars)	Percent Negro	Total	Lacking some or all plumbing facilities	Average number of rooms	Average contract rent (dollars)	Percent Negro	Total	With all plumbing facilities	One-person households	With female head of family	With roomers, boarders, or lodgers
301	128	2	–	37	8	48	–	14	16	15	–	6.7	13300	–	32	–	3.6	116	3	3	3	14	5	1
302	90	–	–	29	17	34	1	14	–	16	–	7.0	18800	–	17	1	4.4	100	–	1	1	8	4	–
303	8	–	–	13	38	3	...	...	...	...	...	...	...	–	...	...	...	...	–	...	...	...	...	...
304#	95	–	–	27	23	47	1	7	–	8	1	7.1	19800	–	37	–	3.6	85	–	3	3	23	4	1
305#	37	–	–	35	14	21	2	5	–	5	–	7.6	...	–	13	2	3.4	74	–	–	–	10	3	–
306	27	–	–	22	19	13	–	9	–	5	–	5.8	...	–	7	–	5.7	93	–	–	–	5	1	–
307#	67	–	–	39	12	27	–	12	–	13	–	7.3	15100	–	13	–	3.7	103	–	1	1	8	3	1
308#	94	–	–	39	9	30	–	22	–	23	–	6.6	12800	–	5	–	2.8	84	–	1	1	5	2	–
309	98	4	–	30	11	40	2	20	–	18	–	6.0	13000	11	21	2	3.8	92	–	–	–	11	1	1
310	18	–	–	33	17	6	–	4	–	3	...	...	...	–	3	...	...	...	–	1	1	1	–	–
311	29	–	–	28	21	13	–	9	–	8	–	6.0	10000	–	3	...	...	...	–	–	–	2	1	–
312	40	–	–	35	10	14	–	4	–	5	–	5.6	...	–	7	–	3.9	90	–	2	2	4	–	1
313	48	–	–	10	19	23	3	6	–	7	–	5.7	12800	–	16	3	3.3	94	–	1	1	7	1	–
314#	61	7	–	33	15	23	1	12	–	13	1	6.3	11400	8	10	–	3.5	79	–	2	1	7	1	3
315	68	–	–	37	9	22	–	14	–	15	–	5.9	10100	–	7	–	4.6	99	–	2	2	4	1	2
316	47	9	–	13	34	22	–	20	–	14	–	6.8	11300	7	5	–	5.6	87	–	–	–	4	1	6
317	46	–	–	24	26	15	–	15	–	14	–	6.5	12800	–	1	...	...	...	–	–	–	1	3	1
318#	56	29	–	43	14	17	–	13	–	11	–	5.5	10800	46	6	–	5.0	57	–	1	1	3	4	–
319	11	100	–	9	18	7	–	5	–	3	...	...	...	...	3	...	...	...	...	–	–	4	–	–
320	32	28	–	28	19	14	–	12	–	12	–	6.0	10000	25	1	...	...	...	...	–	–	3	–	2
321	37	8	–	27	27	15	–	12	–	10	–	5.8	9900	10	5	–	5.6	73	–	–	–	5	1	–
322	36	–	–	25	11	13	1	10	–	9	–	6.2	20000	–	3	...	...	...	–	1	1	2	1	1
323	35	–	–	14	20	21	–	7	–	7	–	5.6	11600	–	11	–	3.2	94	–	–	–	7	–	–
401	6	–	–	67	–	1	...	...	...	...	...	...	...	–	...	...	...	...	–	...	...	...	...	...
402	7	–	–	71	–	1	...	...	...	...	...	...	...	–	...	...	...	...	–	...	...	...	...	...
404	41	–	–	29	15	13	–	9	–	6	–	6.7	30600	–	6	–	4.0	102	–	1	1	–	–	2
405	43	–	–	35	14	17	–	17	–	13	–	6.2	15700	–	3	...	...	...	–	–	–	4	1	1
406	88	–	–	25	24	37	1	32	–	33	1	5.7	16800	–	2	...	...	...	–	–	–	6	1	1
407	13	54	–	15	31	6	–	6	–	5	–	5.2	16800	60	1	...	...	...	...	–	–	1	–	–
409#	34	–	–	18	9	13	–	2	–	1	...	...	...	–	11	–	4.8	193	–	–	–	2	–	–
410	17	29	–	47	–	5	–	5	–	3	...	...	...	...	2	...	...	...	...	–	–	1	1	–
411	27	11	–	26	19	7	1	7	–	6	1	4.5	7500	17	1	...	...	...	...	2	2	–	–	1
412	38	21	–	40	11	10	–	10	–	7	–	5.3	9800	–	3	...	...	...	...	–	–	–	1	1
417	14	–	–	29	29	6	–	4	–	4	...	...	...	–	2	...	...	...	–	–	–	2	1	–
418	26	8	–	19	15	13	1	12	–	8	1	4.8	8400	13	4	...	...	...	...	–	–	2	1	–
419#	54	–	–	41	13	18	–	15	–	11	–	4.7	9700	–	6	–	3.8	97	–	3	3	1	2	–
420#	81	10	–	35	11	28	3	22	–	19	2	5.0	8600	5	8	1	3.9	70	13	1	1	3	4	–
421	92	5	–	40	3	27	–	27	–	18	–	5.0	11700	–	9	–	5.1	88	11	1	1	1	4	2
422	108	–	–	30	23	39	1	39	–	33	1	4.8	9700	–	5	–	4.6	...	–	3	3	8	5	1
423	111	–	–	43	5	32	–	32	–	26	–	5.3	10600	–	4	...	...	...	–	1	1	1	–	–
424	82	–	–	39	7	24	1	24	–	21	1	4.5	8800	–	3	...	...	...	–	5	4	4	2	1

[Data exclude vacant seasonal and vacant migratory housing units. For minimum base for derived figures (percent, average, etc.) and meaning of symbols, see text]

Blocks Within Census Tracts	Total population	Percent of total population				Year-round housing units				Occupied housing units												
								Units in—		Owner					Renter					1.01 or more persons per room				
		Negro	In group quarters	Under 18 years	62 years and over	Total	Lacking some or all plumbing facilities	One-unit structures	Structures of 10 or more units	Total	Lacking some or all plumbing facilities	Average number of rooms	Average value (dollars)	Percent Negro	Total	Lacking some or all plumbing facilities	Average number of rooms	Average contract rent (dollars)	Percent Negro	Total	With all plumbing facilities	One-person households	With female head of family	With roomers, boarders, or lodgers
9508	5090	7	–	37	9	1626	121	1433	6	1293	72	5.1	14400	5	250	31	4.2	79	15	167	141	172	94	11
101	34	–	–	38	6	10	–	8	–	7	–	5.3	15500	–	3	...	...	...	–	–	–	1	1	–
102	63	–	–	33	8	18	–	18	–	17	–	5.1	14200	–	1	...	...	...	–	–	–	1	1	–
103	43	–	–	23	14	15	–	15	–	12	–	4.5	14400	–	3	...	...	...	–	1	1	1	1	–
104	11	–	–	36	–	4	...	...	...	...	...	...	...	–	...	...	...	...	–	...	...	...	...	...
105	440	–	–	23	14	208	11	190	–	138	2	5.1	15700	–	33	1	3.8	94	–	9	9	28	8	–
106	20	–	–	35	15	6	–	6	–	6	–	5.0	16000	–	–	–	–	–	–	–	–	–	1	–
107	11	–	–	36	–	3	...	...	...	...	...	...	...	–	...	...	...	...	–	...	...	...	...	...
108	24	–	–	42	13	7	–	7	–	5	–	5.2	14800	–	2	...	...	...	–	1	1	–	–	–
109	38	–	–	32	5	12	1	12	–	10	–	4.5	10300	–	2	...	...	...	–	2	2	2	–	–
110	25	–	–	16	4	10	1	9	–	7	–	4.6	10500	–	3	...	...	...	–	–	–	1	–	–
111	28	–	–	54	–	6	–	6	–	6	–	4.8	9600	–	–	–	–	–	–	1	1	–	–	–
112	48	–	–	35	2	16	1	12	–	8	1	5.4	10900	–	8	–	4.3	89	–	2	2	1	3	1
113	28	–	–	36	–	10	–	10	–	9	–	4.4	7600	–	–	–	–	–	–	2	2	3	–	–
114	9	–	–	33	–	3	...	...	...	...	...	...	...	–	...	...	...	...	–	...	...	...	...	...
115	22	–	–	18	14	7	–	6	–	5	–	5.0	...	–	2	...	...	...	–	1	1	–	–	–
116	21	–	–	24	5	9	–	9	–	8	–	5.1	19400	–	1	...	...	...	–	–	–	3	1	–
117	114	–	–	29	8	46	–	41	–	32	–	5.3	15000	–	10	–	3.6	73	–	1	1	5	2	–
118	23	–	–	26	–	7	–	7	–	6	–	4.8	13500	–	1	...	...	...	–	–	–	1	1	–
119	22	–	–	36	9	6	–	6	–	6	–	5.2	11500	–	–	–	–	–	–	–	–	–	–	–
120	26	–	–	50	–	6	1	6	–	6	1	4.8	11600	–	–	–	–	–	–	3	2	–	–	–
121	22	–	–	46	–	7	–	6	–	1	...	...	...	–	5	–	4.0	...	–	1	1	–	–	–
201	44	–	–	34	9	14	–	12	–	12	–	4.8	10700	–	2	...	...	...	–	3	3	2	3	–
202	189	–	–	43	9	57	4	53	–	43	2	4.7	13900	–	11	–	4.2	85	–	7	6	4	5	–
203	32	–	–	34	3	11	–	11	–	8	–	5.4	18100	–	3	...	...	...	–	–	–	1	–	–
204	65	–	–	39	9	20	–	20	–	18	–	5.3	18900	–	2	...	...	...	–	2	2	3	2	–
205	32	–	–	41	3	9	–	9	–	8	–	5.1	15600	–	1	...	...	...	–	–	–	–	–	–
206	33	–	–	67	–	6	–	6	–	5	–	5.2	15500	–	1	...	...	...	–	4	4	–	1	–
207	34	–	–	38	–	10	–	10	–	10	–	5.4	20300	–	–	–	–	–	–	–	–	–	–	–
208	28	–	–	39	–	8	–	8	–	6	–	5.7	16400	–	2	...	...	...	–	1	1	1	–	–
209	31	–	–	42	3	9	–	9	–	9	–	5.2	22500	–	–	–	–	–	–	1	1	1	–	–
210	28	–	–	32	7	8	–	8	–	7	–	6.1	16800	–	1	...	...	...	–	–	–	1	–	–
211	8	–	–	50	–	2	...	...	...	...	...	...	...	–	...	...	...	...	–	...	...	...	...	...
212	105	–	–	38	11	32	1	31	–	28	–	4.8	12300	–	3	...	...	...	–	2	2	4	–	–
213	13	–	–	46	–	4	...	...	...	...	...	...	...	–	...	...	...	...	–	...	...	...	...	...
214	27	–	–	26	11	11	–	9	–	6	–	5.2	10400	–	4	...	...	...	–	–	–	–	–	–
215	21	–	–	33	5	7	1	7	–	6	1	4.7	10400	–	–	–	–	–	–	1	1	–	–	–
216	37	–	–	38	5	11	–	11	–	11	–	5.1	14300	–	–	–	–	–	–	1	1	2	1	–
219	60	–	–	33	8	20	–	20	–	16	–	4.7	11900	–	3	...	...	...	–	2	2	1	4	–
220	102	–	–	36	6	31	3	31	–	28	3	5.1	9400	–	2	...	...	...	–	4	3	3	1	–
221	62	–	–	44	3	16	–	16	–	14	–	5.1	14600	–	2	...	...	...	–	3	3	1	1	–
222	22	–	–	32	18	7	–	7	–	7	–	5.0	17300	–	–	–	–	–	–	–	–	–	–	–
223	71	–	–	39	10	22	2	22	–	19	2	5.2	14700	–	1	...	...	...	–	4	2	2	–	–
301	282	56	–	44	12	87	36	80	–	58	20	5.2	14000	57	23	12	4.5	60	65	12	4	14	8	1
302	76	1	–	46	5	22	2	20	–	19	2	5.5	18000	5	3	...	...	...	...	3	3	2	2	–
304	2	...	...	...	...	1	...	...	...	...	...	...	...	...	...	...	...	...	...	...	...	...	...	...
305	2	...	...	...	...	1	...	...	...	...	...	...	...	...	...	...	...	...	...	...	...	...	...	...
306	1	...	...	...	...	1	...	...	...	...	...	...	...	...	...	...	...	...	...	...	...	...	...	...
308	27	–	–	33	4	9	1	9	–	8	–	5.6	...	–	–	–	–	–	–	–	–	1	–	–
309	185	16	–	49	4	45	5	39	–	32	5	5.5	11700	13	11	–	4.3	85	18	10	9	3	2	–
310	70	–	–	44	9	18	–	18	–	14	–	5.1	10700	–	4	...	...	...	–	5	5	2	1	–
311	14	–	–	43	14	4	...	...	...	...	...	...	...	–	...	...	...	...	–	...	...	...	...	...
312	33	–	–	55	–	8	–	6	–	6	–	4.7	18500	–	2	...	...	...	–	3	3	–	2	–
313	12	–	–	50	8	2	...	...	...	...	...	...	...	–	...	...	...	...	–	...	...	...	...	...
314	22	–	–	64	–	4	...	...	...	...	...	...	...	–	...	...	...	...	–	...	...	...	...	...
315	10	–	–	40	–	3	...	...	...	...	...	...	...	–	...	...	...	...	–	...	...	...	...	...
316	77	4	–	46	4	21	–	21	–	20	–	5.4	13200	5	–	–	–	–	–	2	2	–	–	–
317	7	–	–	29	14	3	...	...	...	...	...	...	...	–	...	...	...	...	–	...	...	...	...	...
901	107	–	–	46	8	27	–	25	–	24	–	5.4	11800	–	3	...	...	...	–	4	4	1	2	2
902	61	–	–	39	13	16	–	14	–	13	–	5.2	14100	–	3	...	...	...	–	2	2	2	–	1
903	25	–	–	32	12	9	1	9	–	7	1	6.9	...	–	1	...	...	...	–	1	–	1	1	–
904	74	–	–	38	7	22	4	22	–	20	4	5.3	16200	–	1	...	...	...	–	2	2	2	–	–
905	190	3	–	35	13	57	4	55	–	51	4	5.0	13800	4	5	–	4.4	69	–	7	6	2	4	–
906	228	33	–	23	18	104	23	63	4	76	14	4.8	12400	21	20	6	3.6	51	45	4	1	28	4	1
907	160	–	–	39	8	50	2	50	–	41	1	6.0	18800	–	7	1	4.9	57	–	2	2	5	3	–
908	57	–	–	28	19	15	–	15	–	12	–	5.7	15400	–	3	...	...	...	–	1	1	–	1	–
909	128	2	–	37	6	36	–	35	–	34	–	5.0	10700	3	2	...	...	...	...	4	4	5	2	–
910	101	–	–	39	9	31	–	31	–	29	–	5.6	16000	–	–	–	–	–	–	3	3	3	1	–
911	51	–	–	45	8	12	1	10	–	10	1	4.9	11600	–	2	...	...	...	–	3	3	–	1	–
912	426	–	–	47	7	108	5	77	–	96	4	5.0	15000	1	9	1	4.3	99	–	20	18	4	7	2
913	404	10	–	35	5	127	5	80	2	106	2	4.9	16500	3	21	3	4.2	84	24	13	12	14	10	1
914	71	31	–	20	28	31	1	28	–	26	1	4.9	13000	23	3	...	...	...	...	–	–	3	2	–
915	50	24	–	38	10	15	1	13	–	10	–	5.9	9800	20	5	1	4.2	76	80	2	1	3	–	1
917	21	5	–	29	10	6	2	6	–	3	...	...	...	...	3	...	...	...	...	1	–	1	–	1

☆ U. S. GOVERNMENT PRINTING OFFICE : 1971 481-739/1199

U.S. DEPARTMENT OF COMMERCE
Bureau of the Census
Washington, D.C. 20233

OFFICIAL BUSINESS

POSTAGE AND FEES PAID
U.S. DEPARTMENT OF COMMERCE

U.S.MAIL

PUBLICATION AND SUMMARY COMPUTER TAPE PROGRAM

More detailed descriptions of this program appear in other final reports of the 1970 census, and in a statement which can be obtained free of charge from the Bureau of the Census or any U.S. Department of Commerce Field Office. Series marked with an asterisk (*) consist of separate reports for each State, the District of Columbia, and (generally) Puerto Rico and other outlying areas, as well as a national summary report. The HC(1)-A and B reports will also be issued in a set of clothbound State books each containing the two reports for the particular State, and designated as Housing Volume I; similarly, the PC(1)-A, B, C, and D reports will also be issued in a set of clothbound State books designated as Population Volume I. Series marked with a dagger (†) are based on sample surveys conducted separately from and after the main data-collection process.

Housing Census Reports

Series HC(1)-A*
GENERAL HOUSING CHARACTERISTICS

Data on the housing subjects collected on a 100-percent basis are presented for States (by urban and rural residence), standard metropolitan statistical areas (SMSA's), urbanized areas, places of 1,000 inhabitants or more, and counties.

Series HC(1)-B*
DETAILED HOUSING CHARACTERISTICS

Statistics will be presented on a more detailed basis for the subjects included in the series HC(1)-A reports as well as subjects collected on a sample basis. Data will be presented for States (by urban, rural-nonfarm, and rural farm residence), SMSA's, urbanized areas, places of 2,500 inhabitants or more, and counties.

Series HC(2)
METROPOLITAN HOUSING CHARACTERISTICS

These reports cover most of the 1970 housing subjects in considerable detail and cross-classification. There will be one report for each SMSA, presenting data for the SMSA, its central cities, and places of 50,000 inhabitants or more, as well as a national summary report.

Series HC(3)
BLOCK STATISTICS

One report is being issued for each urbanized area showing data for individual blocks on selected housing and population subjects. The series also includes reports for the communities outside urbanized areas which have contracted with the Census Bureau to provide block statistics from the 1970 census.

Series HC(4)†
COMPONENTS OF INVENTORY CHANGE

Each report will contain data on 1960 to 1970 changes in the housing inventory as well as 1960 and 1970 characteristics for units that have not changed. Statistics will be shown for 15 selected SMSA's and for the United States and regions.

Series HC(5)†
RESIDENTIAL FINANCE

Data on financing and characteristics of homeowner properties and rental and vacant properties will be shown for the United States and regions.

Series HC(6)
ESTIMATES OF SUBSTANDARD HOUSING

This series will consist of a single report presenting counts of "substandard" housing units for counties and cities, based on the number of units lacking plumbing facilities combined with estimates of units with all plumbing facilities but in "dilapidated" condition.

Series HC(7)
SUBJECT REPORTS

Each report in this series will concentrate on a particular subject such as housing characteristics by household composition, housing of minority groups and senior citizens, etc. Data will generally be provided on a national level; in some reports, data for States or SMSA's may also be shown.

Population Census Reports

Series PC(1)-A*
NUMBER OF INHABITANTS

Final official population counts are presented for States, counties by urban and rural residence, SMSA's, urbanized areas, county subdivisions, all incorporated places and unincorporated places of 1,000 inhabitants or more.

Series PC(1)-B*
GENERAL POPULATION CHARACTERISTICS

Data on the population subjects collected on a 100-percent basis are presented for States, counties by urban and rural residence, SMSA's, urbanized areas, county subdivisions, and places of 1,000 inhabitants or more.

Series PC(1)-C*
GENERAL SOCIAL AND ECONOMIC CHARACTERISTICS

Data on the population subjects collected on a sample basis will be shown for States (by urban, rural nonfarm, and rural-farm residence), counties, SMSA's, urbanized areas, and places of 2,500 inhabitants or more.

Series PC(1)-D*
DETAILED CHARACTERISTICS

These reports cover most of the subjects in Series PC(1)-C, presented in detail and cross-classified by age, race, and other characteristics. Data are shown for States (by urban, rural-nonfarm, and rural farm residence), SMSA's, and large cities.

Series PC(2)
SUBJECT REPORTS

Each report will concentrate on a particular subject, such as national origin and race, fertility, families, etc. Data will generally be provided on a national and regional level; in some reports, data for States or SMSA's will also be shown.

Joint Population – Housing Reports

Series PHC(1)
CENSUS TRACTS

This series will contain one report for each SMSA, showing data by census tracts for most of the population and housing subjects included in the census.

Series PHC(2)*
GENERAL DEMOGRAPHIC TRENDS FOR METROPOLITAN AREAS

This series presents comparative 1960 and 1970 statistics for population counts and selected 100-percent population and housing subjects for SMSA's and their central cities and constituent counties.

Series PHC(3)†
EMPLOYMENT PROFILES OF SELECTED LOW-INCOME AREAS

Each report will contain data on selected social and economic characteristics of the residents of particular low-income areas in 54 cities and seven rural poverty areas.

Computer Summary Tapes

Six tabulation counts are being made available which provide much greater population and housing subject and geographic detail than in the printed reports. These data will generally be available on magnetic computer tape, printouts, and microfilm at the cost of preparing the copy.

First Count—Approximately 400 cells of data on the subjects collected on a 100-percent basis for each of about 250,000 enumeration districts.

Second Count—Approximately 3,500 cells of 100-percent data for about 35,000 census tracts and 35,000 county subdivisions.

Third Count—Approximately 250 cells of 100-percent data for about 1,500,000 blocks.

Fourth Count—Approximately 13,000 cells of data on the subjects collected on a sample basis for each tract and county subdivision; also about 30,000 cells of data for each county.

Fifth Count—Contains about 800 cells of data for 5-digit ZIP code areas in SMSA's and 3-digit ZIP code areas outside SMSA's.

Sixth Count—Approximately 260,000 cells of data containing detailed tabulations and cross-classifications for States, SMSA's, and large cities.

item 15

IMPORTANT – Type lettering below in same position as required on cover and spine.

FORM SE-93 (3-13-73)

U.S. DEPARTMENT OF COMMERCE
SOCIAL AND ECONOMIC STATISTICS ADMINISTRATION

BINDING INSTRUCTIONS

SPINE

1970

CENSUS OF HOUSING

SERIES HC(3)
BLOCK STATISTICS

PART 15
Indianapolis, Ind.
— Des Moines, Iowa

(Lengthwise titles will be placed on book in same direction as typed in this space.)

COVER

1970

CENSUS OF HOUSING

SERIES HC(3)
BLOCK STATISTICS

PART 15
Indianapolis, Ind. — Des Moines, Iowa

U.S. DEPARTMENT OF COMMERCE
SOCIAL AND ECONOMIC STATISTICS ADMINISTRATION
BUREAU OF THE CENSUS

PRINT SPINE	BUCKRAM Color number	COLOR OF PRINT	NEW BINDING	RUB
[X] Horizontal [ ] Vertical [ ] Vertical (If necessary)	Lt. Blue Buckram No. 1712	[ ] Gold [X] Black [ ] Other	[X] Yes [ ] No	[ ] Submitted [ ] On file

VOLUME MEASUREMENT (Excluding binding edge) (In inches)		BIND	COVERS	ADS	INDEX
Width	9-1/8	[X] As is [ ] Imperfect	[X] In [ ] Out [ ] Front only [ ] Top only	[X] In [ ] Out	[ ] Front [ ] Back
Length	11-3/8				
Thickness	3"				

Special instructions

Print area name on spine on one line where possible.

Copy distribution: WHITE – Contractor YELLOW – Printing Branch PINK – Division record

USCOMM-DC

A UNITED STATES DEPARTMENT OF COMMERCE PUBLICATION

Block Statistics

TERRE HAUTE, IND. URBANIZED AREA

HC(3)-82



U.S. DEPARTMENT OF COMMERCE
BUREAU OF THE CENSUS

U.S. DEPARTMENT OF COMMERCE

Maurice H. Stans, Secretary
James T. Lynn, Under Secretary
Harold C. Passer, Assistant Secretary for Economic Affairs

BUREAU OF THE CENSUS

George Hay Brown, Director
Conrad Taeuber, Associate Director
David L. Kaplan, 1970 Census Coordinator

HOUSING DIVISION

Arthur F. Young, Chief

ACKNOWLEDGMENTS — Many persons participated in the various activities of the 1970 census. Primary direction of the program was performed by **Conrad Taeuber,** Associate Director for Demographic Fields, assisted by **David L. Kaplan,** 1970 Census Coordinator, and in conjunction with **Joseph F. Daly,** Associate Director for Research and Development, **William I. Merkin,** Associate Director for Administration, **John W. H. Spencer,** Associate Director for Data Systems, and **Edwin D. Goldfield,** Assistant Director for Program Development.

This report was planned and written in the Housing Division under the supervision of **Arthur F. Young,** Chief, by **Aaron Josowitz,** Assistant Chief, **Nathan Krevor,** Chief, Coordination and Research Branch, and **Paul F. Coe.**

The Statistical Methods Division was largely responsible for developing new procedures to obtain a more accurate count of housing units. This work was supervised by **Joseph Waksberg,** Division Chief, **Morton Bolsen** and **Walter M. Perkins,** Assistant Division Chiefs, and **Barnett Denton** and **Charles D. Jones.**

Geographic plans and procedures were developed in the Geography Division under the supervision of **William T. Fay,** Chief, and **Robert C. Klove** and **Gerald J. Post,** Assistant Division Chiefs, with the assistance of **Robert E. Durland, Margery H. Eliot,** and **Jacob Silver.**

Data collection activities were administered by the Field Division, **Paul R. Squires,** Chief, and **Richard C. Burt** and **Dean H. Weber,** Assistant Division Chiefs, with the assistance of **John Kuntz** and **Stanley Matchett,** as well as the directors of the Bureau's regional offices.

Systems and processing procedures were developed in the Systems Division, **Sol Dolleck,** Chief, under the direction of **Morris Gorinson,** Assistant Division Chief. **Florence Wright** assisted by **Orville M. Slye,** was responsible for the clerical procedures and **Roger O. Lepage,** assisted by **John Murphy, Jr., C. Eden Moody,** and **Judith E. Jones,** was responsible for the computer programing.

The manual processing and microfilming of the questionnaires were performed in the Jeffersonville Census Operations Division, under the supervision of **Joseph F. Arbena,** Chief, and **Robert L. Hagan,** Population and Housing Census Operations Manager, assisted by **Charles L. Adams** and **John C. Campbell. William L. Pangburn** supervised the microfilming operation.

FOSDIC and computer processing were performed in the Processing Division under the supervision of **M. Douglas Fahey,** Chief, and **E. Richard Bourdon** and **James W. Shores,** Assistant Division Chiefs. Development of the automatic microfilming equipment was directed by **Anthony A. Berlinsky.**

Publications planning, editing, and printing were performed in the Administrative and Publications Services Division. **Cecil B. Matthews,** Chief, under the direction of **Raymond J. Koski, John F. Lanham, Jr.,** and **Gerald A. Mann.**

Robert B. Voight, Special Assistant in the Office of the Director, and **Sherry L. Courtland** made many important contributions to the planning and coordination of the 1970 census program.

SUGGESTED CITATION

U.S. Bureau of the Census
Census of Housing: 1970
BLOCK STATISTICS
Final Report HC(3)-82 Terre Haute, Ind.
Urbanized Area

U.S. Government Printing Office
Washington, D.C., 1971

For sale by the
Superintendent of Documents
U.S. Government Printing Office
Washington, D.C. 20402, or any
Department of Commerce Field Office.

Price $1.75

1970 CENSUS OF HOUSING

Block Statistics

TERRE HAUTE, IND. URBANIZED AREA

Issued September 1971

CONTENTS

	Page
List of HC(3) Block Statistics Reports	II
Introduction	IV
Facsimiles of Questionnaire Page and Respondent Instructions	X

TABLES

1	Characteristics of Housing Units and Population, for Places of 2,500 Inhabitants or More: 1970	IND.–1
2	Characteristics of Housing Units and Population, by Blocks: 1970	IND.–2

Maps identifying the blocks covered herein are included in or accompany this report.

LIST OF HC (3) BLOCK STATISTICS REPORTS

The specific names listed below each State refer to urbanized areas; "Selected Areas" refer to other areas of the State which have contracted with the Census Bureau to provide block statistics.

Report number	Area
	ALABAMA
1	Birmingham
2	Gadsden
3	Huntsville
4	Mobile
5	Montgomery
6	Tuscaloosa
7	Selected Areas
	ALASKA
8	Selected Areas
	ARIZONA
9	Phoenix
10	Tucson
11	Selected Areas
	ARKANSAS
12	Fort Smith
13	Little Rock-North Little Rock
14	Pine Bluff
15	Selected Areas
	CALIFORNIA
16	Bakersfield
17	Fresno
18	Los Angeles-Long Beach
19	Oxnard-Ventura-Thousand Oaks
20	Sacramento
21	Salinas
22	San Bernardino-Riverside
23	San Diego
24	San Francisco-Oakland
25	San Jose
26	Santa Barbara
27	Simi Valley
28	Stockton
29	Selected Areas
	COLORADO
30	Colorado Springs
31	Denver
32	Pueblo
33	Selected Areas
	CONNECTICUT
34	Bridgeport
35	Bristol
36	Hartford
37	Meriden
38	New Britain
39	New Haven
40	Norwalk
41	Stamford
42	Waterbury
	DELAWARE
43	Wilmington
	DISTRICT OF COLUMBIA
44	Washington
	FLORIDA
45	Fort Lauderdale-Hollywood
46	Jacksonville
47	Miami
48	Orlando
49	Pensacola
50	St. Petersburg
51	Tallahassee
52	Tampa
53	West Palm Beach
54	Selected Areas
	GEORGIA
55	Albany
56	Atlanta
57	Augusta
58	Columbus
59	Macon
60	Savannah
61	Selected Areas
	HAWAII
62	Honolulu
63	Selected Areas
	IDAHO
64	Boise City
	ILLINOIS
65	Aurora-Elgin
66	Bloomington-Normal
67	Champaign-Urbana
68	Chicago-Northwestern Indiana
69	Decatur
70	Joliet
71	Peoria
72	Rockford
73	Springfield
74	Selected Areas
	INDIANA
75	Anderson
76	Evansville
77	Fort Wayne
78	Indianapolis
79	Lafayette-West Lafayette
80	Muncie
81	South Bend
82	Terre Haute
83	Selected Areas
	IOWA
84	Cedar Rapids
85	Davenport-Rock Island-Moline
86	Des Moines
87	Dubuque
88	Sioux City
89	Waterloo
90	Selected Areas
	KANSAS
91	Topeka
92	Wichita
93	Selected Areas
	KENTUCKY
94	Lexington
95	Louisville
96	Selected Areas
	LOUISIANA
97	Baton Rouge
98	Lafayette
99	Lake Charles
100	Monroe
101	New Orleans
102	Shreveport
	MAINE
103	Lewiston-Auburn
104	Portland
105	Selected Areas
	MARYLAND
106	Baltimore
107	Selected Areas
	MASSACHUSETTS
108	Boston
109	Brockton
110	Fall River
111	Fitchburg-Leominster
112	Lawrence-Haverhill
113	Lowell
114	New Bedford
115	Pittsfield
116	Springfield-Chicopee-Holyoke
117	Worcester
	MICHIGAN
118	Ann Arbor
119	Bay City
120	Detroit
121	Flint
122	Grand Rapids
123	Jackson
124	Kalamazoo
125	Lansing
126	Muskegon-Muskegon Heights
127	Saginaw
128	Selected Areas
	MINNESOTA
129	Duluth-Superior
130	Minneapolis-St. Paul
131	Selected Areas
	MISSISSIPPI
132	Biloxi-Gulfport
133	Jackson
134	Selected Areas
	MISSOURI
135	Kansas City
136	St. Joseph
137	St. Louis
138	Springfield
139	Selected Areas

Report number	Area
	MONTANA
140	Billings
141	Great Falls
142	Selected Areas
	NEBRASKA
143	Lincoln
144	Omaha
145	Selected Areas
	NEVADA
146	Las Vegas
147	Reno
	NEW HAMPSHIRE
148	Manchester
149	Selected Areas
	NEW JERSEY
150	Atlantic City
151	Trenton
152	Vineland-Millville
153	Selected Areas
	NEW MEXICO
154	Albuquerque
155	Selected Areas
	NEW YORK
156	Albany-Schenectady-Troy
157	Binghamton
158	Buffalo
159	New York-Northeastern New Jersey
	Part 1 – New York City
	Part 2 – New York Portion Outside New York City
	Part 3 – Northeastern New Jersey
160	Rochester
161	Syracuse
162	Utica-Rome
163	Selected Areas
	NORTH CAROLINA
164	Asheville
165	Charlotte
166	Durham
167	Fayetteville
168	Greensboro
169	High Point
170	Raleigh
171	Wilmington
172	Winston-Salem
173	Selected Areas
	NORTH DAKOTA
174	Fargo-Moorhead
	OHIO
175	Akron
176	Canton
177	Cincinnati
178	Cleveland
179	Columbus
180	Dayton
181	Hamilton
182	Lima
183	Lorain-Elyria
184	Mansfield
185	Springfield
186	Steubenville-Weirton
187	Toledo
188	Youngstown-Warren
189	Selected Areas
	OKLAHOMA
190	Lawton
191	Oklahoma City
192	Tulsa
193	Selected Areas
	OREGON
194	Eugene
195	Portland
196	Salem
197	Selected Areas
	PENNSYLVANIA
198	Allentown-Bethlehem-Easton
199	Altoona
200	Erie
201	Harrisburg
202	Johnstown
203	Lancaster
204	Philadelphia
205	Pittsburgh
206	Reading
207	Scranton
208	Wilkes-Barre
209	York
210	Selected Areas
	RHODE ISLAND
211	Providence-Pawtucket-Warwick
	SOUTH CAROLINA
212	Charleston
213	Columbia
214	Greenville
215	Selected Areas
	SOUTH DAKOTA
216	Sioux Falls
217	Selected Areas
	TENNESSEE
218	Chattanooga
219	Knoxville
220	Memphis
221	Nashville-Davidson
222	Selected Areas
	TEXAS
223	Abilene
224	Amarillo
225	Austin
226	Beaumont
227	Brownsville
228	Corpus Christi
229	Dallas
230	El Paso
231	Fort Worth
232	Galveston
233	Harlingen-San Benito
234	Houston
235	Laredo
236	Lubbock
237	McAllen-Pharr-Edinburg
238	Midland
239	Odessa
240	Port Arthur
241	San Angelo
242	San Antonio
243	Sherman-Denison
244	Texarkana
245	Texas City-La Marque
246	Tyler
247	Waco
248	Wichita Falls
249	Selected Areas
	UTAH
250	Ogden
251	Provo-Orem
252	Salt Lake City
	VERMONT
253	Selected Areas
	VIRGINIA
254	Lynchburg
255	Newport News-Hampton
256	Norfolk-Portsmouth
257	Richmond
258	Roanoke
259	Selected Areas
	WASHINGTON
260	Seattle-Everett
261	Spokane
262	Tacoma
263	Selected Areas
	WEST VIRGINIA
264	Charleston
265	Huntington-Ashland
266	Wheeling
267	Selected Areas
	WISCONSIN
268	Green Bay
269	Kenosha
270	Madison
271	Milwaukee
272	Racine
273	Selected Areas
	WYOMING
274	Selected Areas
	PUERTO RICO
275	Mayagüez
276	Ponce
277	San Juan
278	Selected Areas

INTRODUCTION

GENERAL IV
Urbanized areas IV
Maps and block identification IV
Content of the tables V
Symbols V
Data collection procedures V
Processing procedures VI
DEFINITIONS AND EXPLANATIONS OF SUBJECT CHARACTERISTICS VI
Self-enumeration and census questionnaire VI
Comparability with 1960 data VI
Total population VII
Housing units and group quarters VII
Year-round housing units VII
Occupied housing units VII
Race VII
Tenure VIII
Plumbing facilities VIII
Units in structure VIII
Persons per room VIII
Average number of rooms VIII
Average value VIII
Average contract rent VIII
One-person households VIII
With female head of family VIII
With roomers, boarders, or lodgers IX
ACCURACY OF THE DATA IX
Editing IX
Block number check IX
FACSIMILES X
Questionnaire page showing 100-percent housing questions X
Respondent instructions for the 100-percent housing questions XI

GENERAL

This report presents statistics from the 1970 census, by blocks, on general characteristics of housing units and population. Legal provision for this census, conducted as of April 1, 1970, was made in the Act of Congress of August 31, 1954 (amended August 1957), which codified Title 13, United States Code.

This report series contains 278 reports (as listed on page II). Most of the reports (236) relate to a specific urbanized area, as well as to some nearby contiguous territory included for reasons explained below in the section on "Urbanized areas." The remaining reports (42) relate to other types of areas (e.g., smaller cities, counties, etc.) where local authorities contracted with the Census Bureau to collect, process, and publish the data on a block basis. In 1960, a similar contractual technique was utilized but the basic block statistics program was limited generally to cities of 50,000 inhabitants or more (i.e., the built-up fringes around the cities were not covered).

A major portion of the information compiled from the 1970 Census of Housing will appear in Volume I, **Housing Characteristics for States, Cities, and Counties.** For a description of Volume I, as well as other elements of the data dissemination program of the 1970 Population and Housing Census, see the "Publication and Computer Summary Tape Program" statement at the end of this report.

Urbanized areas.—An urbanized area consists of a central city, or cities, and surrounding closely settled territory. The central city must have reported a population of 50,000 or more in 1960, in a special census conducted by the Census Bureau since 1960, or in the 1970 census. Under certain circumstances, "twin cities" with a combined population of 50,000 or more form the basis of an urbanized area. More detailed information on the criteria used to designate urbanized areas and determine their boundaries appears in the 1970 Census of Housing HC(1)-A reports and the 1970 Census of Population PC(1)-A reports.

As suggested by the rules above, the urbanized areas ultimately used in the tabulations of the 1970 census could not be completely recognized or defined until the final population counts were available. Since the precise delineation and numbering of blocks is quite costly and is therefore done only for areas where block statistics will be prepared, a preliminary determination of each urbanized area was made prior to the actual enumeration. The preliminary boundaries were purposely drawn somewhat beyond the anticipated final boundaries because the information on density of settlement was not yet available. Thus, for virtually all urbanized areas, there is some immediately adjacent territory for which the information was collected on a block basis. Because the extra cost of tabulating and publishing the block data for this type of territory is comparatively minor, data for blocks outside urbanized areas appear in the reports for those areas. On the other hand, block data are generally not provided for urbanized areas which are recognized for the first time in 1970.

Maps and block identification.—The maps included with these reports identify the location and number of each block and the boundary and number of each census tract or block numbering area.

A block is usually a well-defined rectangular piece of land bounded by streets or roads. However, it may be irregular in shape or bounded by railroad tracks, streams, or other features. The block is the specific numbered area as shown on the map.

Census tracts are small areas into which large cities and metropolitan areas are divided for statistical purposes. Tract boundaries are established cooperatively by a local committee and the Bureau of the Census and are generally designed to achieve

some uniformity of population characteristics, economic status, and living conditions. Initially, the average tract had about 4,000 residents. Tract boundaries are established with the intention of being maintained over a long time so that comparisons may be made from census to census.

In untracted places, block numbering areas are used. They are established by arbitrarily dividing the city along major streets, railroads, or other physical boundaries to facilitate numbering the blocks in groups of fewer than 1,000. The boundaries of block numbering areas have no statistical significance but are merely for convenience in mapping and tabulating.

In numbering the blocks, a separate series is used for each census tract or block numbering area. Thus, the location of each block for which data are presented is determined by referring both to the block number and the census tract or block numbering area. In some cases, a city or other political boundary divides a block. The data shown are for the block represented by the land area as bounded and numbered on the block map.

The block number was assigned to each block on a map suitable for block numbering, prior to the enumeration. In some instances, the map was several years old and did not recognize construction of new streets or disappearance of others. Insofar as possible, the map was corrected for changes that were discovered prior to enumeration. In other cases, it was not feasible to make corrections. Hence the map does not always reflect the blocks as they existed on the ground at the time of the enumeration. For example, a block as shown on the map may have been divided into two blocks. The housing units in the newly subdivided blocks would be assigned the one block number shown on the map even though two blocks existed at the time of enumeration. On the other hand, two blocks as shown on the map may have been merged into one. In the enumeration, the intent was to identify which housing units were physically located in each of the two former blocks and assign the respective block number to each portion, even though only one block existed at the time of enumeration.

Content of the tables.—In the urbanized area block publication program, table 1 summarizes the statistics for each place of 2,500 inhabitants or more and table 2 contains the statistics for the individual blocks summarized to the tract or block numbering area. In the contract block program, one table provides statistics for individual blocks as well as summaries for each tract or block numbering area and each place or area.

In some instances, the blocked area excludes a part of a tract or excludes the rural portion of an extended city (a city having one or more large portions, usually at the boundary of the city, with relatively low population density). Therefore, the tract and place totals cover only the blocks included in this report.

Block identification, total population, and total year-round housing units are shown for every block containing living quarters. For some blocks, the table shows total population but no housing units because all the people live in group quarters. For other blocks, the table shows housing units but no population because all the units are vacant. Blocks (or tracts) with no year-round housing units and no population are shown on the map but do not appear in the tables.

Symbols.—Percents which round to less than 0.1 are not shown but indicated as zero. A dash "—" represents zero. Three dots " . . . " indicate that the data are being withheld to avoid disclosure of information for individual housing units, or that the base for an average, percentage, or ratio is too small for it to be shown. The symbol "#" next to a block number indicates that contract rent was allocated for 20 percent or more of the renter-occupied units. The dagger symbol (†) identifies blocks for which tabulations are not available because of processing errors. If there are any such blocks in the area covered by this report, population and housing unit counts for these blocks are presented on page XII; the summary figures for places and tracts (or block numbering areas) include data for these blocks; i.e., the totals contain the above-mentioned counts as well as imputed data for the various characteristics.

Data collection procedures. — The 1970 census was conducted primarily through self-enumeration. In 1960, self-enumeration was first introduced on a nationwide scale as a substitute for the traditional census direct interview.

A census questionnaire was delivered by postal carriers to every household several days before Census Day, April 1, 1970. This questionnaire contained certain explanatory information and was accompanied by an instruction sheet; in certain areas with comparatively large proportions of Spanish-speaking persons, a Spanish version of the instruction sheet was also enclosed.

In the larger metropolitan areas and some adjacent counties, altogether containing about three-fifths of the population of the United States, the household was requested to fill out and mail back the form on Census Day. Approximately 87 percent of the households did so. The mailed-back forms were reviewed by the census enumerator (or, in some lo-

calities, a census clerk) and if the form was determined to be incomplete or inconsistent, a followup was made. The bulk of these followups were made by telephone, the rest by personal visit. For the households which did not mail back their forms, a followup was also made, in almost all cases by personal visit and in the remainder by telephone. Vacant units were enumerated by personal visit.

For the remaining two-fifths of the population, the household was requested to fill out the form and give it to the enumerator when he called; approximately 80 percent did so. Incomplete and unfilled forms were completed by interview during the enumerator's visit.

Three types of questionnaires were used throughout the country: 80 percent of the households answered a form containing a limited number of population and housing questions, and the remainder, split into 15-percent and 5-percent samples, answered forms which contained these questions as well as a number of additional questions.

The subjects covered in this report are those which were collected on a 100-percent basis. That is, the questions for these subjects appeared on all three questionnaires, the 80-percent, 15-percent, and 5-percent forms.

Processing procedures.—The 1970 census questionnaires were specially designed to be processed by FOSDIC (Film Optical Sensing Device for Input to Computers). Respondents and enumerators (and for some few items, census clerks) marked the answers in predesignated positions which could be "read" by FOSDIC, from a microfilm copy of the questionnaire, onto computer magnetic tape.

The tape containing the information from the questionnaires was processed on the Census Bureau's computers through a number of editing and tabulation steps. One of the end results of this operation was a computer tape from which the tables in this report were prepared on a cathode-ray-tube phototypesetting machine at the Government Printing Office. Another end result was the summary tape which is available for purchase, as described in the "Publication and Computer Summary Tape Program" statement at the end of this report.

DEFINITIONS AND EXPLANATIONS OF SUBJECT CHARACTERISTICS

Self-enumeration and census questionnaire.—As stated in the introductory text of this report, the 1970 census was conducted primarily through self-enumeration. The response, therefore, was based principally on the questionnaire and its accompanying instruction sheet. Furthermore, census takers were instructed to read the questions directly from the questionnaire in their telephone and personal visit interviews. The questionnaire page containing the housing questions asked on a 100-percent basis and the page of the respondent instruction sheet which relates to these questions are reproduced on pages X and XI, respectively. The definitions and explanations given below for each subject are, to a considerable extent, drawn from various technical and procedural materials used in the collection of the data. This material helped the enumerative personnel to understand more fully the intent of each question and thus to resolve problems or unusual cases. Also included is certain explanatory information to assist the user in the proper utilization of the statistics.

Comparability with 1960 data.—Although the 1970 data are generally comparable with the data collected in 1960, certain changes have been introduced. The 1960 inquiry regarding owner occupancy has been subdivided to show a separate category for cooperatives and condominiums in 1970. The 1960 question on cooking equipment was broadened to cover "complete kitchen facilities" in 1970; i.e., an installed sink with piped water, a range or cookstove, and a mechanical refrigerator. On the other hand, the 1960 question on "condition of housing unit" (i.e., sound, deteriorating, or dilapidated) was eliminated because of serious problems with response reliability.

There have also been changes in the scope of some of the tabulations. Data on characteristics of housing units are limited in 1970 to year-round units because of the difficulty of obtaining reliable information for vacant units held for migratory labor or for seasonal occupancy. Moreover, the total counts of housing units given in this report for each block, tract or block numbering area, and place or area are limited to year-round housing units. (Counts of the total housing inventory, including vacant units held for migratory labor and seasonal occupancy, are given for census tracts in series PHC(1), and for States, cities, and counties in series HC(1)-A and HC(1)-B.)

The tabulations on value and contract rent refer to slightly different sets of housing units in 1970 than in 1960. Summarized generally, the difference is that the 1970 data exclude units on places of 10 acres or more whereas the 1960 data exclude units on farms; more specific information can be obtained by comparing the rent and value definitions in the present report with those in 1960 Census of Housing Volume I. Separate figures are shown in this report for occupied units with Negro head of household. In 1960, this type of tabulation related to the total of all

household heads other than white; Negro household heads constituted 95 percent of this total in 1960 for the Nation as a whole, but this proportion varied widely among areas.

Total population.—The total population is the count of all persons living in the block including those in group quarters. The population for each block is subdivided into the following groups expressed as percent of the total population: Negro, in group quarters, under 18 years, and 62 years and over.

In accordance with census practice dating back to 1790, each person enumerated in the 1970 census was counted as an inhabitant of his usual place of residence, which is generally construed to mean the place where he lives and sleeps most of the time. This place is not necessarily the same as his legal residence, voting residence, or domicile. In the vast majority of cases, however, the use of these different bases of classification would produce substantially the same statistics, although there may be appreciable differences for a few areas.

Implementation of this practice has resulted in the establishing of residence rules for certain categories of persons whose usual place of residence is not immediately clear. Furthermore, this practice means that persons were not always counted as residents of the place where they happened to be found by the census enumerators. Persons without a usual place of residence were, however, counted where they were enumerated. Detailed information on residence rules is given in the 1970 Census of Population PC(1)-A reports.

Housing units and group quarters.—All living quarters are classified in the census as either housing units or group quarters. Usually, living quarters are in structures intended for residential use (e.g., a one-family home, apartment house, hotel or motel, boarding house, mobile home or trailer, etc.). Living quarters may also be in structures intended for nonresidential use (e.g., the rooms in a warehouse where a watchman lives), as well as in tents, caves, old railroad cars, etc.

A housing unit is a house, an apartment, a group of rooms, or a single room occupied or intended for occupancy as separate living quarters. Separate living quarters are those in which the occupants do not live and eat with any other persons in the structure and which have either (1) direct access from the outside of the building or through a common hall or (2) complete kitchen facilities for the exclusive use of the occupants. The occupants may be a single family, one person living alone, two or more families living together, or any other group of related or nonrelated persons who share living arrangements (except as described in the next paragraph on group quarters). Both occupied and vacant housing units are included in the housing inventory, except that mobile homes, trailers, tents, etc. are included only if they are occupied.

Group quarters are living arrangements for institutional inmates or for other groups containing five or more persons not related to the person in charge. Group quarters are located most frequently in institutions, boarding houses, military barracks, college dormitories, fraternity and sorority houses, hospitals, monasteries, convents, and ships. A house or apartment is considered group quarters if it is shared by the person in charge and five or more persons unrelated to him, or if there is no person in charge, by six or more unrelated persons. Information on the housing characteristics of group quarters is not collected in the census.

Year-round housing units.—Data on housing characteristics in the 1970 census reports are limited to year-round housing units; i.e., all occupied units plus vacant units intended for year-round use. Vacant units intended for seasonal occupancy and vacant units held for migratory labor are excluded because it is difficult to obtain reliable information for them. In this report, the housing unit counts are also limited to year-round units. Counts of the total housing inventory, however, are given for census tracts in series PHC(1), and for States, cities, and counties in series HC(1)-A and HC(1)-B.

Occupied housing units.—A housing unit is classified as occupied if a person or group of persons is living in it at the time of enumeration or if the occupants are only temporarily absent, for example, on vacation. However, if the persons staying in the unit have their usual place of residence elsewhere, the unit is classified as vacant.

A count of vacant year-round units may be derived by subtracting the sum of owner- and renter-occupied from the total number of year-round units. The count of vacant year-round units thus obtained includes units for sale or rent, units sold or rented but not yet occupied by the new owner or renter, units held for the occasional use of the owner, and units held off the market for other reasons.

Race.—The classification by race shown for occupied housing units refers to the race of the head of the household occupying the unit. Units with Negro heads of household are shown separately as percentages of owner- and renter-occupied housing units. The concept of race as used by the Census Bureau does not denote clear-cut scientific definition of biological stock. Rather, the data repre-

sent essentially self-classification by people according to the race with which they identify themselves.

Tenure.—A housing unit is "owner occupied" if the owner or co-owner lives in the unit, even if it is mortgaged or not fully paid for. A cooperative or condominium unit is "owner occupied" only if the owner or co-owner lives in it. All other occupied units are classified as "renter occupied" including units rented for cash rent and those occupied without payment of cash rent.

Plumbing facilities. — The category "with all plumbing facilities" consists of units which have hot and cold piped water inside the structure as well as a flush toilet and a bathtub or shower inside the structure for exclusive use of the occupants of the unit. "Lacking some or all plumbing facilities" means that the unit does not have all three specified plumbing facilities (hot and cold piped water, as well as flush toilet and bathtub or shower inside the structure), or that the toilet or bathing facilities are also for the use of the occupants of other housing units.

Units in structure.—Statistics on the number of housing units in a structure are presented in terms of the number of units in one-unit structures and in structures of 10 or more units. The data on units in 10-or-more-unit structures, however, are based on responses to the inquiry on number of units at the building address (item A on facsimile of questionnaire), and therefore, may be understated in blocks containing structures with two or more addresses.

Persons per room.—"Persons per room" is computed by dividing the number of persons in the unit by the number of rooms in the unit. The category "1.01 or more persons per room" indicates an average of more than one person to a room. The figures are shown separately for all occupied units and for occupied units with all plumbing facilities.

Average number of rooms.—Rooms to be counted include whole rooms used for living purposes, such as living rooms, dining rooms, kitchens, bedrooms, finished recreation rooms, family rooms, etc. Not counted as rooms are bathrooms, porches, balconies, foyers, halls, half-rooms, kitchenettes, strip or pullman kitchens, utility rooms, unfinished attics, basements, or other space used for storage.

The average number of rooms (arithmetic mean) was computed by dividing the sum of the rooms for each tenure group by the number of owner- or renter-occupied units, respectively. The questionnaire contained a terminal category of "9 rooms or more." For purposes of the computation, the terminal category was given a mean value of 10. As a result, 10 rooms is the arbitrary maximum average which could be obtained for any block.

Average value.—Value is the respondent's estimate of how much the property (house and lot) would sell for if it were for sale. Value data are limited to owner occupied one-family houses on less than 10 acres, without a commercial establishment or medical office on the property. Cooperatives, condominiums, mobile homes, and trailers are excluded from the value tabulations.

The average value (arithmetic mean) was computed by dividing the sum of the values by the number of owner-occupied units for which value is shown. Value was reported in class intervals, the lowest and highest intervals being "Less than $5,000" and "$50,000 or more," respectively. For purposes of the computation, the midpoints of the intervals were used except that a mean of $3,500 was assigned for values less than $5,000 and a mean of $60,000 was assigned for values of $50,000 or more. As a result, $3,500 is the arbitrary minimum and $60,000 is the arbitrary maximum average which could be obtained for any block. Average value is rounded to the nearest hundred dollars.

Average contract rent.—Contract rent is the monthly rent agreed to, or contracted for, regardless of any furnishings, utilities, or services that may be included. Contract rent data exclude one-family homes on a place of ten acres or more. The average contract rent (arithmetic mean) was computed by dividing the sum of the rental amounts by the number of renter-occupied units for which cash rent was paid; units for which no cash rent was paid were excluded from the computation. Contract rent was reported in class intervals, the lowest and highest intervals being "less than $30" and "$300 or more," respectively. For purposes of the computation, the midpoints of the intervals were used except that a mean of $25 was assigned for rents less than $30 and a mean of $350 was assigned for rents of $300 or more. As a result, $25 is the arbitrary minimum and $350 the arbitrary maximum average which could be obtained for any block. Average contract rent is rounded to the nearest dollar.

One-person households.—The data in this column refer to the number of housing units occupied by only one person.

With female head of family.—Housing units are occupied by either "families" or "primary individuals." The term "family" refers to the head of

the household and all (one or more) other persons in the household related to the head by blood, marriage, or adoption. If nobody in the household is related to the head, then the unit is not occupied by a family but by a "primary individual."

A housing unit occupied by a "family" may or may not contain persons unrelated to the head of the family, such as roomers, boarders, servants, etc.

The category "female head of family" comprises all housing units occupied by families with female heads regardless of their marital status. Included are female heads of families with no spouse and female heads of families whose husbands are living away from their families, as for example, husbands in the Armed Forces living on military reservations.

With roomers, boarders, or lodgers.—This column refers to the number of housing units containing one or more roomers, boarders, or lodgers. Not included as "roomers, boarders, or lodgers" are foster children or wards, servants who live in, companions, and partners.

ACCURACY OF THE DATA

Editing.—Human and mechanical errors occur in any mass statistical operation such as a decennial census. Errors during the data collection phase can include failure to obtain required information from respondents, obtaining incorrect or inconsistent information, and recording information in the wrong place or incorrectly. Errors can also occur during the field review of the enumerator's work, the clerical handling of the questionnaires, and the various stages of the electronic processing of the material. Careful efforts are made in every census to keep the errors in each step at an acceptably low lovel. Quality control and check measures are utilized throughout the census operation. As was done for the 1950 and 1960 censuses, evaluative material on many aspects of the 1970 census will be published as soon as the appropriate data are accumulated and analyzed. A major concern in the evaluation work is to ascertain, insofar as possible, the degree of completeness of the count of both population and housing units.

The objective of the processing operation is to produce a set of statistics that describes the Nation's housing as accurately and clearly as possible. To meet this objective, certain unacceptable entries were edited.

Whenever information was missing, an allocation procedure was used to assign an entry, thereby eliminating the need for a "not reported" category in the tabulations. The assignment was based on related information reported for the housing unit or on information reported for a similar unit in the immediate neighborhood. For example, if tenure for an occupied unit was omitted but a rental amount was reported, the computer automatically edited tenure to "rented for cash rent." On the other hand, if the unit was reported as rented but the amount of rent was missing, the computer automatically assigned the rent that was reported for the preceding renter-occupied unit.

A similar procedure was used when the information reported for an item was inconsistent with other information reported for the unit. For example, if a housing unit was enumerated as having no piped water but having both a bathtub (or shower) and flush toilet for the exclusive use of the occupants of the unit, the computer edited water supply to "hot and cold water," a category considered to be consistent with the reported bathing and toilet facilities.

Specific tolerances were established for the number of computer allocations that would be permitted. If the number of corrections was beyond tolerance, the questionnaires in which the errors occurred were clerically reviewed. If it was found that the errors resulted from damaged questionnaires, improper microfilming, faulty reading by FOSDIC of undamaged questionnaires, or other types of machine failure, the questionnaires were reprocessed.

Block number check.—Through a detailed edit accomplished largely on the electronic computer, most of the errors in reporting block numbers were corrected. A control tape was created, listing the block numbers shown on the map for each enumeration district and each census tract. In certain large metropolitan areas, the control tape also contained the serial numbers assigned to each housing unit in the block. For each questionnaire, the computer compared the serial number and/or the block number, the enumeration district, and the census tract to the control tape. When an inconsistency was detected or when the block number on the questionnaire was blank, the computer changed the block number or assigned a number that was consistent with the control tape.

Specific tolerances were established for the number of block number changes and reassignments that would be permitted for each enumeration district. If the number was beyond tolerance, a clerical review was performed. In the clerical review, the enumerator's records were examined for comments and explanations, the addresses of the housing units involved were checked with the map, and block numbers were assigned as appropriate. Clerical review was required also when the control tape contained block numbers which were not reported by the enumerator.

FACSIMILE OF QUESTIONNAIRE PAGE SHOWING 100-PERCENT HOUSING QUESTIONS

A. How many living quarters, occupied and vacant, are at this address?

- One
- 2 apartments or living quarters
- 3 apartments or living quarters
- 4 apartments or living quarters
- 5 apartments or living quarters
- 6 apartments or living quarters
- 7 apartments or living quarters
- 8 apartments or living quarters
- 9 apartments or living quarters
- 10 or more apartments or living quarters
- This is a mobile home or trailer

Answer these questions for your living quarters

H1. Is there a telephone on which people in your living quarters can be called?

- Yes → What is
- No the number? _____
  Phone number

H2. Do you enter your living quarters—

- Directly from the outside or through a common or public hall?
- Through someone else's living quarters?

H3. Do you have complete kitchen facilities?
Complete kitchen facilities are a sink with piped water, a range or cook stove, and a refrigerator.

- Yes, for this household only
- Yes, but also used by another household
- No complete kitchen facilities for this household

H4. How many rooms do you have in your living quarters?
Do not count bathrooms, porches, balconies, foyers, halls, or half-rooms.

- 1 room
- 2 rooms
- 3 rooms
- 4 rooms
- 5 rooms
- 6 rooms
- 7 rooms
- 8 rooms
- 9 rooms or more

H5. Is there hot and cold piped water in this building?

- Yes, hot and cold piped water in this building
- No, only cold piped water in this building
- No piped water in this building

H6. Do you have a flush toilet?

- Yes, for this household only
- Yes, but also used by another household
- No flush toilet

H7. Do you have a bathtub or shower?

- Yes, for this household only
- Yes, but also used by another household
- No bathtub or shower

H8. Is there a basement in this building?

- Yes
- No, built on a concrete slab
- No, built in another way *(include mobile homes and trailers)*

H9. Are your living quarters—

- Owned or being bought by you or by someone else in this household? *Do not include cooperatives and condominiums here.*
- A cooperative or condominium which is owned or being bought by you or by someone else in this household?
- Rented for cash rent?
- Occupied without payment of cash rent?

H10a. Is this building a one-family house?

- Yes, a one-family house
- No, a building for 2 or more families or a mobile home or trailer

b. *If "Yes"*— **Is this house on a place of 10 acres or more, or is any part of this property used as a commercial establishment or medical office?**

- Yes, 10 acres or more
- Yes, commercial establishment or medical office
- No, none of the above

H11. *If you live in a one-family house which you own or are buying*—
What is the value of this property; that is, how much do you think this property (house and lot) would sell for if it were for sale?

- Less than $5,000
- $5,000 to $7,499
- $7,500 to $9,999
- $10,000 to $12,499
- $12,500 to $14,999
- $15,000 to $17,499
- $17,500 to $19,999
- $20,000 to $24,999
- $25,000 to $34,999
- $35,000 to $49,999
- $50,000 or more

If this house is on a place of 10 acres or more, or if any part of this property is used as a commercial establishment or medical office, do not answer this question.

H12. *Answer this question if you pay rent for your living quarters.*

a. *If rent is paid by the month*—
What is the monthly rent?

Write amount here → $ _____.00 *(Nearest dollar)*

and

Fill one circle →

- Less than $30
- $30 to $39
- $40 to $49
- $50 to $59
- $60 to $69
- $70 to $79
- $80 to $89
- $90 to $99
- $100 to $119
- $120 to $149
- $150 to $199
- $200 to $249
- $250 to $299
- $300 or more

b. *If rent is not paid by the month*—
What is the rent, and what period of time does it cover?

$ _____.00 per
(Nearest dollar) *(Week, half-month, year, etc.)*

FOR CENSUS ENUMERATOR'S USE ONLY

a4. Block number **a5. Serial number**

	a4	a5
Ø	○ ○ ○	○ ○ ○ ○
1	○ ○ ○	○ ○ ○ ○
2	○ ○ ○	○ ○ ○ ○
3	○ ○ ○	○ ○ ○ ○
4	○ ○ ○	○ ○ ○ ○
5	○ ○ ○	○ ○ ○ ○
6	○ ○ ○	○ ○ ○ ○
7	○ ○ ○	○ ○ ○ ○
8	○ ○ ○	○ ○ ○ ○
9	○ ○ ○	○ ○ ○ ○

B. Type of unit or quarters

Occupied
- First form
- Continuation

Vacant
- Regular
- Usual residence elsewhere

Group quarters
- First form
- Continuation

For a vacant unit, also fill C, D, A, H2 to H8, and H10 to H12

C. Vacancy status

Year round—
- For rent
- For sale only
- Rented or sold, not occupied
- Held for occasional use
- Other vacant

- Seasonal
- Migratory

D. Months vacant

- Less than 1 month
- 1 up to 2 months
- 2 up to 6 months
- 6 up to 12 months
- 1 year up to 2 years
- 2 years or more

C/O ○ ○

FACSIMILE OF RESPONDENT

INSTRUCTIONS FOR THE 100-PERCENT HOUSING QUESTIONS

A. Mark only one circle. **This address** means the house or building number where your living quarters are located.

H1. Mark **Yes** and enter telephone number, even if the telephone is in another apartment or building.

H2. Mark the second circle only if you **must** go through someone else's living quarters to get to your own.

H3. The kitchen sink, stove, and refrigerator do **not** have to be in the same room.

Also used by another household means that someone else who lives in the same building, but is not a member of your household, also uses the equipment. Mark this circle also if the occupants of living quarters now vacant would also use the equipment.

H4. Count only whole rooms used for living purposes, such as living rooms, dining rooms, kitchens, bedrooms, finished recreation rooms, family rooms, etc. Do **not** count kitchenettes, strip or pullman kitchens; utility rooms; or unfinished attics, basements, or other space used for storage.

H5. Mark **hot water** even if you have it only part of the time.

H6, H7. See instructions for H3 for meaning of **Also used by another household.**

H8. A house has a **basement** if there is enclosed space in which persons can walk upright under all or part of the building. A house on a **concrete slab** has no basement and no air or crawl space below it. A house built **in another way** is one directly on the ground or resting on a foundation or posts to provide crawl space.

H9. **Owned or being bought** means that the living quarters are owned outright or are mortgaged. Also mark **Owned or being bought** if the living quarters are owned but the land is rented.

Mark **Rented for cash rent** if any money rent is paid. Rent may be paid by persons who are not members of your household.

Occupied without payment of cash rent includes, for example, a parsonage, a house or apartment provided free of rent by the owner, or a house or apartment occupied by a janitor or caretaker in exchange for services.

H10. **A commercial establishment** is easily recognized from the outside; for example, a grocery store or barber shop. A **medical office** is a doctor's or dentist's office regularly visited by patients. If your house is on a place of 10 acres or more **and** also contains a commercial establishment or medical office, mark **Yes, 10 acres or more.**

H11. Include the value of the house, the land it is on, and any other structures on the same property. If the house is owned but the land is rented, estimate the combined value of the house **and** the land.

H12. Report the rent agreed to or contracted for, even if the furnishings, utilities, or services are included.

a. If you pay rent by the month, write in the amount of rent and fill one circle.

b. If rent is **not** paid by the month, answer both parts of **b.** For example, **$20** per **week, $1,500** per **year,** etc.

H13. If exact costs are not known, estimate as closely as possible. Report amounts even if bills are unpaid or are paid by someone else. If the bills include utilities or fuel used also by another apartment or a business establishment, estimate the amounts for your own living quarters. If gas and electricity are billed together, enter the combined amount on the electricity line and bracket ({) the two utilities.

Table 1. Characteristics of Housing Units and Population, for Places of 2,500 Inhabitants or More: 1970

[Data exclude vacant seasonal and vacant migratory housing units. For *minimum* base for derived figures (percent, average, etc.) and meaning of symbols, see *text*]

Places	Total population	Percent of total population				Year-round housing units				Occupied housing units												
								Units in—		Owner					Renter					1.01 or more persons per room				
		Negro	In group quarters	Under 18 years	62 years and over	Total	Lacking some or all plumbing facilities	One unit structures	Structures of 10 or more units	Total	Lacking some or all plumbing facilities	Average number of rooms	Average value (dollars)	Percent Negro	Total	Lacking some or all plumbing facilities	Average number of rooms	Average contract rent (dollars)	Percent Negro	Total	With all plumbing facilities	One-person households	With female head of family	With roomers, boarders, or lodgers
Terre Haute	70286	7	9	27	17	24823	1813	19299	528	15805	817	5.2	11100	5	7641	788	3.9	84	6	1557	1353	5888	2208	657
West Terre Haute	2704	–	–	33	16	961	187	822	1	673	85	4.8	6100	–	230	75	4.0	53	–	108	81	192	80	9

Table 2. Characteristics of Housing Units and Population, by Blocks: 1970

Vigo County, Ind.

[Data exclude vacant seasonal and vacant migratory housing units. For minimum base for derived figures (percent, average, etc.) and meaning of symbols, see text]

Blocks Within Census Tracts	Total population	Percent of total population				Year-round housing units				Occupied housing units												
								Units in—		Owner					Renter					1.01 or more persons per room				
	Total population	Negro	In group quarters	Under 18 years	62 years and over	Total	Lacking some or all plumbing facilities	One-unit structures	Structures of 10 or more units	Total	Lacking some or all plumbing facilities	Average number of rooms	Average value (dollars)	Percent Negro	Total	Lacking some or all plumbing facilities	Average number of rooms	Average contract rent (dollars)	Percent Negro	Total	With all plumbing facilities	One-person households	With female head of family	With roomers, boarders, or lodgers
1	656	4	54	6	23	217	21	72	33	39	1	4.5	7100	–	148	16	3.0	91	1	5	2	123	13	9
104	2	...	...	...	...	1	...	...	...	...	...	...	...	...	...	...	...	...	...	...	...	...	...	...
107	2	...	...	...	...	1	...	...	...	...	...	...	...	...	...	...	...	...	...	...	...	...	...	...
108	5	–	–	–	80	5	–	1	–	2	...	...	...	–	3	...	...	...	–	–	–	5	–	–
109	8	–	–	–	13	3	...	...	...	...	...	...	...	–	...	...	...	...	–	...	...	...	...	...
110	4	...	...	...	...	1	...	...	...	...	...	...	...	...	...	...	...	...	...	...	...	...	...	...
113	34	–	–	15	32	23	1	1	–	4	...	...	...	–	16	–	2.7	82	–	1	–	14	1	3
114	74	–	10	16	35	42	7	18	–	5	–	5.4	6700	–	30	3	3.8	79	–	1	1	15	5	2
116	48	–	17	15	33	27	2	15	1	11	–	4.6	7800	–	13	2	3.4	85	–	1	1	16	2	1
202	24	–	33	4	67	14	–	3	–	3	...	...	...	–	10	–	2.8	64	–	–	–	11	1	–
203	50	6	76	14	24	3	...	...	...	...	...	...	...	...	...	...	...	...	...	...	...	...	...	...
205	10	60	60	–	80	5	–	3	–	3	...	...	...	...	1	...	...	...	...	...	...	...	...	...
206	8	–	–	–	50	9	1	7	–	1	...	...	...	–	3	...	...	...	–	...	...	...	...	...
208	12	–	–	17	25	5	–	5	–	2	...	...	...	–	3	...	...	...	–	–	–	1	1	–
209	12	–	–	8	42	11	1	–	–	1	...	...	...	–	9	1	2.9	66	–	–	–	9	–	–
211	19	–	–	32	21	7	1	7	–	6	–	4.5	5300	–	1	...	...	...	–	–	–	1	1	–
212	156	4	97	–	–	4	...	...	...	...	...	...	...	...	...	...	...	...	...	...	...	...	...	...
213#	57	–	49	–	37	30	–	–	28	–	–	–	–	–	27	–	1.4	174	–	–	–	25	–	–
214	53	8	98	–	2	1	...	...	...	...	...	...	...	...	...	...	...	...	...	...	...	...	...	...
217	9	11	–	–	22	8	1	2	–	–	–	–	–	–	6	1	1.8	95	17	–	–	5	–	1
218#	10	–	–	–	70	12	4	–	–	–	–	–	–	–	9	4	2.2	41	–	1	–	8	–	1
308	39	13	87	–	5	3	...	...	...	...	...	...	...	...	...	...	...	...	...	...	...	...	...	...
314	18	–	100	–	22	–	–	–	–	–	–	–	–	–	–	–	–	–	–	–	–	–	–	–
317	2	...	...	...	...	2	...	...	...	...	...	...	...	...	...	...	...	...	...	...	...	...	...	...
2	5108	6	96	1	1	115	14	18	17	17	1	5.3	11200	–	83	13	3.1	91	4	3	3	52	6	13
103	388	11	97	1	–	4	...	...	...	...	...	...	...	...	...	...	...	...	...	...	...	...	...	...
104	49	–	22	–	33	34	5	3	1	3	...	...	...	–	21	5	3.0	102	–	–	–	15	2	2
105	4	...	...	...	...	2	...	...	...	...	...	...	...	...	...	...	...	...	...	...	...	...	...	...
106	443	13	98	1	1	5	–	1	–	–	–	–	–	–	5	–	3.6	...	–	–	–	4	–	–
107	15	7	–	13	33	9	4	2	–	4	...	...	...	...	5	3	2.2	73	20	–	–	4	2	1
110	2	...	...	...	...	2	...	...	...	...	...	...	...	...	...	...	...	...	...	...	...	...	...	...
201	1	...	...	...	...	1	...	...	...	...	...	...	...	...	...	...	...	...	...	...	...	...	...	...
202#	46	–	17	7	4	14	–	–	8	–	–	–	–	–	13	–	4.2	100	–	–	–	2	–	7
203	274	8	99	1	–	3	...	...	...	...	...	...	...	...	...	...	...	...	...	...	...	...	...	...
205	783	5	99	–	–	5	–	1	1	–	–	–	–	–	5	–	2.0	–	–	–	–	5	–	–
206	1515	4	99	–	–	8	–	2	–	1	...	...	...	...	7	–	3.0	–	14	–	–	3	–	–
209	19	5	95	–	84	1	...	...	...	...	...	...	...	...	...	...	...	...	...	...	...	...	...	...
303	1156	5	99	–	–	7	–	1	2	–	–	–	–	–	7	–	3.1	...	–	1	1	3	–	–
306	20	–	25	5	20	12	2	1	–	3	...	...	...	–	5	2	2.6	...	–	1	1	5	1	1
311	4	...	...	...	...	1	...	...	...	...	...	...	...	...	...	...	...	...	...	...	...	...	...	...
312	3	...	...	...	...	1	...	...	...	...	...	...	...	...	...	...	...	...	...	...	...	...	...	...
313	15	–	–	60	13	3	...	...	...	...	...	...	...	...	...	...	...	...	...	...	...	...	...	...
314	369	1	99	–	–	2	...	...	...	...	...	...	...	...	...	...	...	...	...	...	...	...	...	...
315	2	...	...	...	...	1	...	...	...	...	...	...	...	...	...	...	...	...	...	...	...	...	...	...
3	3440	1	1	25	22	1590	154	1031	19	755	49	5.1	7500	1	630	83	3.8	77	1	78	69	443	152	83
101	60	–	–	30	23	23	–	17	–	12	–	5.1	8300	–	8	–	4.5	73	–	2	2	3	1	1
102	56	–	–	39	25	21	–	19	–	16	–	5.2	7500	–	4	...	...	...	–	2	2	5	4	–
103	58	–	–	38	12	21	–	14	–	13	–	5.6	7900	–	6	–	4.2	63	–	2	2	5	1	1
104	39	–	–	18	41	21	–	15	–	13	–	4.8	7600	–	7	–	3.4	70	–	–	–	8	1	–
106	16	–	–	19	25	8	–	6	–	4	...	...	...	–	3	...	...	...	–	–	–	1	2	–
107	26	–	–	23	19	15	1	12	–	6	–	5.2	8900	–	6	1	6.0	69	–	–	–	4	2	–
108	80	–	25	9	46	33	3	11	–	11	–	4.7	...	–	19	3	3.2	80	–	–	–	12	1	4
109	40	–	–	8	43	23	2	15	–	11	–	4.5	7000	–	11	2	3.7	75	–	1	1	8	1	3
110	17	6	–	24	6	7	1	6	–	–	–	–	–	–	5	1	5.4	103	–	–	–	1	–	1
111	57	2	–	16	19	26	–	20	–	18	–	4.9	7900	6	7	–	3.9	104	–	1	1	7	3	–
112	51	–	–	24	31	20	–	16	–	17	–	5.5	7800	–	3	...	...	...	–	1	1	4	1	–
113	57	–	–	16	21	25	1	22	–	16	1	5.3	6700	–	8	–	4.5	83	–	–	–	5	1	1
114	77	–	–	33	17	32	2	25	–	21	2	4.7	6400	–	8	–	3.6	79	–	3	3	11	3	1
115	62	–	–	21	21	25	1	24	–	20	1	5.8	7300	–	2	...	...	...	–	–	–	6	1	–
116	93	–	–	39	14	35	–	28	–	18	–	5.7	7400	–	12	–	4.7	108	–	3	3	10	2	1
117	21	–	–	–	38	10	–	4	–	5	–	5.8	...	–	5	–	4.8	95	–	–	–	3	1	–
118	61	–	–	13	20	39	2	16	–	16	1	5.4	9400	–	18	1	3.2	77	–	–	–	17	2	1
119	69	–	–	19	22	36	1	22	–	18	–	5.6	8400	–	14	1	3.9	85	–	1	1	12	4	1
120	43	–	–	33	19	14	2	12	–	6	–	7.0	10400	–	7	2	3.7	76	–	2	1	3	3	–
201	45	–	–	18	27	25	2	15	–	10	–	5.2	6700	–	10	2	4.0	83	–	–	–	5	4	3
202	88	–	–	23	16	45	3	21	–	16	–	6.0	6800	–	20	1	3.8	90	–	1	1	9	6	2
203	71	–	–	21	17	36	2	21	–	18	2	5.2	7200	–	15	–	3.8	91	–	–	–	11	4	4
204	66	–	–	27	32	45	5	15	–	15	1	5.1	7200	–	21	4	3.2	87	–	1	1	21	4	1
205	75	3	–	28	9	27	3	16	–	8	2	5.6	13800	–	18	1	4.5	84	6	2	1	3	2	2
206	37	–	–	24	30	20	2	14	–	10	2	5.1	5300	–	6	–	4.0	78	–	1	1	7	1	–
207	48	27	–	33	23	17	4	14	–	8	3	4.6	5400	38	8	1	3.4	64	13	3	2	3	1	2
208	45	–	–	47	16	19	1	16	–	11	1	5.1	6200	–	3	...	...	...	–	2	2	5	2	–
209	22	–	–	46	9	6	–	1	–	1	...	...	...	–	3	...	...	...	–	...	...	...	...	...
210	52	–	–	31	21	26	12	9	–	9	1	5.6	7300	–	12	7	2.7	72	–	3	3	9	1	2
211	87	–	–	32	15	41	24	9	–	12	6	4.2	7800	–	25	16	2.3	57	–	6	3	16	5	4
213	35	–	–	31	11	18	–	5	–	8	–	5.1	...	–	4	...	...	...	–	1	1	2	1	4
214	40	–	–	30	20	18	3	9	–	4	...	...	...	–	12	1	3.3	91	–	1	1	4	5	–
215	44	–	–	39	9	14	1	11	–	7	–	4.4	5700	–	6	1	4.5	45	–	2	1	3	1	–
221	19	–	–	53	26	6	–	6	–	3	...	...	...	–	2	...	...	...	–	1	1	1	3	1
301	17	–	–	12	47	11	–	6	–	4	...	...	...	–	5	–	2.6	59	–	–	–	4	–	–
302	9	–	–	44	–	6	–	1	–	1	...	...	...	–	2	...	...	...	–	...	...	...	...	...
303	2	...	...	...	...	2	...	...	...	...	...	...	...	...	...	...	...	...	...	...	...	...	...	...
304#	18	22	–	17	33	13	1	6	–	3	...	...	...	...	5	–	3.8	80	–	–	–	2	3	1
307	2	...	...	...	...	1	...	...	...	...	...	...	...	...	...	...	...	...	...	...	...	...	...	...
308	20	–	–	30	15	9	1	7	2	2	...	...	...	–	6	1	3.3	...	–	1	1	3	–	–
309	39	–	–	10	23	21	–	15	–	10	–	4.4	6500	–	10	–	3.5	79	–	–	–	5	1	1
310	45	–	–	29	22	25	–	12	7	4	...	...	...	–	14	–	3.8	87	–	–	–	4	5	4

[Data exclude vacant seasonal and vacant migratory housing units. For minimum base for derived figures (percent, average, etc.) and meaning of symbols, see text]

Blocks Within Census Tracts	Total population	Percent of total population				Year-round housing units				Occupied housing units												
								Units in—		Owner					Renter				1.01 or more persons per room				
		Negro	In group quarters	Under 18 years	62 years and over	Total	Lacking some or all plumbing facilities	One-unit structures	Structures of 10 or more units	Total	Lacking some or all plumbing facilities	Average number of rooms	Average value (dollars)	Percent Negro	Total	Lacking some or all plumbing facilities	Average number of rooms	Average contract rent (dollars)	Percent Negro	Total	With all plumbing facilities	One-person households	With female head of family	With roomers, boarders, or lodgers
311	8	–	–	13	50	4	...	...	...	...	...	...	...	–	...	...	...	...	–	...	...	...	...	...
312	64	–	–	22	23	29	3	18	–	11	1	4.6	7400	–	16	2	4.1	68	–	1	1	8	5	3
313	65	–	–	31	12	38	11	11	7	8	3	4.4	5700	–	21	4	2.9	61	–	3	3	15	5	1
314	54	–	–	37	22	22	1	15	–	10	–	6.4	9100	–	8	1	4.4	85	–	2	2	4	1	–
315	63	–	–	24	22	34	8	12	–	13	–	6.1	8000	–	13	5	3.2	75	–	1	1	9	4	1
316	1	...	...	...	...	1	...	...	...	...	...	...	...	...	...	...	...	...	...	...	...	...	...	...
317	32	–	–	28	25	13	1	12	–	9	–	4.9	5600	–	4	...	...	...	–	1	1	5	2	1
318	94	5	–	21	34	51	10	32	–	21	2	5.1	6600	5	22	6	4.0	66	–	2	2	19	6	–
319	26	–	27	15	46	9	2	5	–	5	–	5.8	...	–	4	...	...	...	–	–	–	3	–	–
320	34	24	–	15	15	17	–	7	–	4	...	...	...	...	11	–	3.7	90	27	–	–	4	3	2
321	52	–	–	23	27	23	7	15	1	9	2	4.7	5900	–	12	3	4.0	58	–	2	2	6	4	2
322	27	–	–	26	30	13	–	13	–	7	–	4.9	10000	–	4	...	...	...	–	1	1	2	1	–
323	10	–	–	10	20	7	2	6	–	3	...	...	...	–	3	...	...	...	–	–	–	2	1	1
324	31	–	26	26	3	9	–	8	–	4	...	...	...	–	3	...	...	...	–	–	–	–	2	1
325	88	–	–	24	16	39	1	15	–	10	–	5.2	8400	–	24	1	4.2	83	–	1	1	11	2	2
326	72	8	–	32	21	27	2	23	–	18	1	5.5	7500	–	6	1	3.5	64	17	4	4	5	3	2
327	53	–	–	30	21	19	1	18	–	11	–	4.5	5400	–	8	1	3.6	60	–	3	3	6	4	3
401	52	–	–	19	19	29	1	22	–	17	1	5.0	5700	–	7	–	3.7	79	–	1	1	14	1	3
402	65	–	–	12	14	33	–	11	1	9	–	5.1	6200	–	18	–	3.4	124	–	2	2	6	1	6
403	77	–	–	22	21	31	–	26	–	20	–	5.4	9300	–	8	–	4.9	87	–	1	1	5	3	2
404	32	–	–	28	16	13	1	12	–	8	–	5.4	7500	–	4	...	...	...	–	–	–	4	–	1
405	22	–	–	27	18	12	–	7	1	2	...	...	...	–	9	–	3.8	82	–	–	–	6	–	–
406	66	–	–	12	29	30	1	28	–	26	1	5.0	7500	–	3	...	...	...	–	–	–	7	4	–
407	68	–	–	43	18	23	2	23	–	17	–	4.5	6300	–	5	2	4.4	...	–	3	2	5	5	–
408	35	–	–	11	23	16	–	11	–	10	–	5.0	7900	–	5	–	3.4	73	–	1	1	2	–	–
409	77	–	–	44	4	22	–	21	–	15	–	5.7	7900	–	6	–	5.8	77	–	1	1	3	1	–
410	61	–	–	20	15	24	–	24	–	19	–	5.4	10200	–	5	–	4.2	...	–	–	–	4	3	1
411	39	3	–	8	10	24	2	10	–	8	–	5.9	11300	–	12	2	3.4	100	8	–	–	11	3	2
412	26	–	–	12	27	15	–	9	–	9	–	5.4	9100	–	5	–	3.4	61	–	–	–	6	2	–
413	18	–	–	–	83	11	–	11	–	9	–	4.2	8400	–	2	...	...	...	–	–	–	4	1	–
502	11	–	–	36	9	4	...	...	...	...	...	...	...	–	...	...	...	...	–	...	...	...	...	...
503	14	–	–	21	14	10	2	10	–	2	...	...	...	–	5	–	4.0	...	–	–	–	4	–	–
504	8	–	–	–	63	4	...	...	...	...	...	...	...	–	...	...	...	...	–	...	...	...	...	...
505	11	–	–	36	18	4	...	...	...	...	...	...	...	–	...	...	...	...	–	...	...	...	...	...
506	20	–	–	20	25	10	–	10	–	5	–	4.8	8200	–	3	...	...	...	–	1	1	2	–	–
507	4	...	...	...	...	4	...	...	...	...	...	...	...	...	...	...	...	...	...	...	...	...	...	...
509	8	–	–	50	–	3	...	...	...	...	...	...	...	–	...	...	...	...	–	...	...	...	...	...
510	5	–	–	–	60	2	...	...	...	...	...	...	...	–	...	...	...	...	–	...	...	...	...	...
601	10	–	–	–	60	7	4	6	–	6	3	3.0	5100	–	1	...	...	...	–	–	–	4	–	–
603	8	–	–	–	50	6	5	5	–	5	5	2.2	...	–	1	...	...	...	–	–	–	4	–	–
605	16	–	–	38	13	7	1	7	–	2	...	...	...	–	3	...	...	...	–	1	1	1	1	–
618	–	–	–	–	–	2	...	...	...	...	...	...	...	–	...	...	...	...	–	...	...	...	...	...
620	–	–	–	–	–	1	...	...	...	...	...	...	...	–	...	...	...	...	–	...	...	...	...	...
621	1	...	...	...	...	2	...	...	...	...	...	...	...	...	...	...	...	...	...	...	...	...	...	...
624	3	...	...	...	...	1	...	...	...	...	...	...	...	...	...	...	...	...	...	...	...	...	...	...
4	4494	7	–	32	17	1618	128	1406	–	1166	76	5.0	7000	6	391	46	4.4	72	6	151	133	358	163	26
101	2	...	...	...	...	1	...	...	...	...	...	...	...	...	...	...	...	...	...	...	...	...	...	...
102	7	100	–	14	14	3	...	...	...	...	...	...	...	...	...	...	...	...	...	...	...	...	...	...
103	36	83	–	47	3	10	5	7	–	6	2	4.8	4800	33	4	...	...	...	...	3	2	3	–	–
104	32	75	–	50	16	8	3	6	–	6	2	4.2	4100	67	2	...	...	...	...	4	3	2	2	1
105	14	100	–	36	7	4	...	...	...	...	...	...	...	...	...	...	...	...	...	...	...	...	...	...	...
106	15	27	–	13	20	7	3	5	–	4	...	...	...	...	3	...	...	...	...	–	–	2	2	1
107	21	–	–	29	29	8	2	8	–	7	2	5.3	4300	–	1	...	...	...	–	1	1	4	2	–
108	10	10	–	10	70	6	1	6	–	6	1	5.3	4000	17	–	–	–	–	–	–	–	3	–	–
109	20	60	–	20	40	7	3	6	–	5	1	4.4	7700	40	2	...	...	...	...	1	–	1	1	–
110	32	94	–	47	25	12	2	12	–	8	1	5.4	4800	88	2	...	...	...	...	1	–	2	3	1
111	16	56	–	38	19	5	2	4	–	4	...	...	...	...	–	–	–	–	–	...	...	...	...	...
112	21	33	–	24	33	8	4	7	–	5	2	4.4	...	40	2	...	...	...	...	1	–	1	–	–
113	10	60	–	30	30	5	–	5	–	4	...	...	...	...	–	–	–	–	–	...	...	...	...	...
114	35	71	–	46	6	7	1	7	–	5	1	4.6	4600	40	2	...	...	...	...	3	3	–	2	–
115	15	–	–	20	33	7	3	7	–	5	2	4.6	7200	–	1	...	...	...	–	1	1	2	1	1
116	14	64	–	14	21	3	...	...	...	...	...	...	...	...	...	...	...	...	...	...	...	...	...	...
117	14	–	–	64	7	3	...	...	...	...	...	...	...	–	...	...	...	...	–	...	...	...	...	...
118	18	22	–	33	6	6	–	6	–	5	–	4.8	5100	20	1	...	...	...	...	–	–	1	1	–
119	16	–	–	38	–	6	3	6	–	4	...	...	...	–	1	...	...	...	–	1	–	1	–	–
201	20	100	–	60	–	4	...	...	...	...	...	...	...	...	...	...	...	...	...	...	...	...	...	...
202	26	12	–	35	–	10	–	10	–	8	–	5.6	15700	25	2	...	...	...	...	1	1	1	3	1
203	34	–	–	29	15	14	2	14	–	13	2	4.2	6200	–	–	–	–	–	–	–	–	2	3	–
204	22	–	–	41	18	7	2	7	–	5	2	4.6	8400	–	2	...	...	...	–	1	1	1	–	–
205	29	21	–	35	7	8	4	7	–	6	2	4.5	6100	17	2	...	...	...	...	1	–	2	–	–
206	5	60	–	–	40	3	...	...	...	...	...	...	...	...	...	...	...	...	...	...	...	...	...	...
207	18	67	–	33	11	7	–	7	–	6	–	4.0	7400	50	–	–	–	–	–	–	–	–	–	–
208	20	100	–	50	10	7	–	7	–	5	–	4.4	11500	100	2	...	...	...	...	2	2	2	2	–
209	27	100	–	19	30	11	3	11	–	8	2	4.8	6200	100	2	...	...	...	...	1	1	2	2	–
210	19	90	–	16	42	7	–	7	–	7	–	5.9	5800	86	–	–	–	–	–	–	–	1	–	–
211	37	24	–	24	30	12	1	12	–	11	1	4.5	5500	27	1	...	...	...	...	2	2	1	1	1
212	52	14	–	39	21	18	3	18	–	11	2	4.5	5400	–	7	1	3.6	75	14	2	1	1	3	–
213#	58	–	–	29	22	24	1	20	–	10	–	4.0	5300	–	14	1	4.4	75	–	2	2	6	4	1
214	73	–	–	29	16	24	–	23	–	21	–	5.5	8100	–	3	...	...	...	–	1	1	5	4	–
215	63	–	–	27	8	20	1	17	–	16	1	4.9	5600	–	4	...	...	...	–	–	–	–	6	–
216#	82	2	–	43	7	23	3	22	–	16	–	4.7	6300	6	6	3	4.3	52	–	6	4	1	1	–
217	22	5	–	5	23	12	1	12	–	8	–	4.6	5800	–	4	...	...	...	...	–	–	6	2	–
301	64	3	–	31	11	21	–	21	–	19	–	5.2	7000	11	2	...	...	...	...	1	1	3	1	–
302	71	–	–	28	20	25	–	23	–	21	–	4.5	6500	–	4	...	...	...	–	3	3	3	4	–
303	97	–	–	31	8	33	–	26	–	22	–	4.9	8700	–	11	–	4.0	80	–	2	2	2	2	–
304#	63	–	–	35	14	23	1	18	–	15	–	5.2	8000	–	8	1	4.0	68	–	2	2	8	2	–
305	40	–	–	33	30	15	–	15	–	11	–	5.4	6000	–	4	...	...	...	–	–	–	3	4	–
306	40	–	–	23	48	14	–	14	–	13	–	5.2	7000	–	1	...	...	...	–	1	1	1	3	–

[Data exclude vacant seasonal and vacant migratory housing units. For minimum base for derived figures (percent, average, etc.) and meaning of symbols, see text]

Blocks Within Census Tracts	Total population	Percent of total population				Year-round housing units			Occupied housing units												
								Units in—	Owner					Renter					1.01 or more persons per room				
		Negro	In group quarters	Under 18 years	62 years and over	Total	Lacking some or all plumbing facilities	One-unit structures	Structures of 10 or more units	Total	Lacking some or all plumbing facilities	Average number of rooms	Average value (dollars)	Percent Negro	Total	Lacking some or all plumbing facilities	Average number of rooms	Average contract rent (dollars)	Percent Negro	Total	With all plumbing facilities	One-person households	With female head of family	With roomers, boarders, or lodgers
307	58	–	–	26	19	21	–	21	–	18	–	5.4	6200	–	3	...	...	...	–	1	1	3	3	–
308	92	–	–	29	14	31	3	31	–	25	1	4.6	7700	–	6	2	5.3	67	–	3	3	3	2	–
309	92	–	–	40	15	26	2	24	–	19	1	5.3	6800	–	7	1	6.4	60	–	4	4	5	1	–
310	68	–	–	25	18	26	2	23	–	20	2	4.4	6700	–	5	–	4.0	55	–	5	4	6	4	1
311	50	–	–	38	18	19	–	19	–	15	–	5.4	7000	–	4	...	...	...	–	1	1	7	2	–
312#	72	1	–	18	28	39	7	20	–	15	1	5.1	7900	7	19	4	3.4	74	–	1	1	12	1	1
313	109	–	–	36	17	37	3	28	–	22	1	5.0	7200	–	14	2	3.9	83	–	4	4	9	–	–
314	58	–	–	36	10	18	1	16	–	15	–	5.3	8000	–	3	...	...	...	–	1	1	2	1	–
315	23	–	–	9	35	13	–	8	–	9	–	4.9	5900	–	4	...	...	...	–	–	–	5	–	–
401	56	–	–	32	27	25	1	17	–	15	1	4.9	8100	–	8	–	3.9	71	–	1	1	8	1	–
402	68	2	–	32	19	28	2	25	–	18	1	4.9	7400	6	8	1	4.4	66	–	3	3	8	3	–
403	74	10	–	22	16	27	2	20	–	15	–	5.9	9500	7	12	2	4.4	90	–	3	2	7	3	–
404	62	–	–	40	21	21	2	17	–	12	1	4.5	8000	–	8	1	4.5	58	–	2	2	6	1	–
405	99	–	–	37	18	29	2	27	–	25	2	5.4	7500	–	3	...	...	...	–	3	3	2	4	–
406	86	–	–	44	12	26	1	22	–	18	1	5.4	7400	–	8	–	4.1	76	–	6	6	8	1	–
407	76	–	–	45	3	23	1	21	–	17	1	5.5	7800	–	4	...	...	...	–	3	2	4	2	–
408	80	–	–	34	9	31	1	27	–	17	1	5.3	7400	–	10	–	4.2	77	–	2	2	5	4	–
409	66	–	–	27	21	28	3	25	–	19	1	5.3	5900	–	7	2	4.4	58	–	2	2	7	6	–
410	69	–	–	26	26	31	1	29	–	23	1	4.9	7100	–	6	–	3.8	73	–	2	2	10	3	–
411	65	–	–	29	20	27	2	23	–	21	2	4.7	6400	–	3	...	...	...	–	2	2	10	2	1
412	84	–	–	27	19	33	1	21	–	22	–	4.9	6800	–	8	1	4.6	79	–	2	2	7	2	–
501	17	–	–	35	29	7	1	7	–	7	1	4.7	7300	–	–	–	–	–	–	–	–	2	2	–
502	17	–	–	12	24	8	1	8	–	7	1	5.3	7700	–	–	–	–	–	–	–	–	2	–	–
503	45	–	–	29	20	14	–	14	–	13	–	4.8	5900	–	1	...	...	...	–	–	–	2	5	–
504	45	4	–	27	11	16	3	11	–	14	1	4.4	5600	7	2	...	...	...	...	1	1	3	–	–
505	18	–	–	50	22	9	–	7	–	4	...	...	...	–	3	...	...	...	–	1	1	2	2	–
506	70	–	–	30	26	28	1	22	–	19	–	4.7	6600	–	9	1	3.8	68	–	2	2	9	2	–
507#	109	1	–	35	17	33	3	28	–	28	2	5.4	8600	–	5	1	3.4	69	–	5	5	8	3	–
508#	91	–	10	30	15	31	1	27	–	25	–	5.3	7500	–	5	1	4.2	80	–	1	1	8	1	–
509#	95	–	–	27	22	34	–	27	–	28	–	5.2	7600	–	5	–	5.0	139	–	2	2	5	1	3
510	87	–	–	41	12	28	1	28	–	24	1	5.0	6900	–	4	...	...	...	–	4	4	7	4	–
511#	81	–	–	37	7	28	–	26	–	21	–	5.0	8000	–	6	–	4.7	88	–	1	1	4	5	1
512	58	–	–	36	19	20	3	20	–	16	3	4.9	5600	–	3	...	...	...	–	3	2	3	2	1
513	62	7	–	26	13	25	–	20	–	18	–	4.8	6200	–	7	–	4.0	...	14	–	–	6	–	–
514	77	3	–	30	20	28	1	27	–	22	1	4.8	7300	5	6	–	3.8	47	–	3	3	4	1	1
515	89	2	–	36	12	30	2	24	–	23	2	5.3	7800	9	6	–	5.2	79	–	3	3	8	1	2
516	80	–	–	30	23	31	1	29	–	21	–	5.2	8400	–	8	–	5.3	76	–	2	2	6	5	1
517	67	–	–	28	15	26	–	25	–	23	–	5.0	8100	–	2	...	...	...	–	2	2	7	2	–
518	110	–	–	45	13	29	1	24	–	20	1	5.3	9000	–	9	–	4.0	63	–	8	8	7	–	–
519	2	...	...	...	...	1	...	...	...	...	...	...	...	...	...	...	...	...	...	...	...	...	...	...
601	1	...	...	...	...	1	...	...	...	...	...	...	...	...	...	...	...	...	...	...	...	...	...	...
603	1	...	...	...	...	1	...	...	...	...	...	...	...	...	...	...	...	...	...	...	...	...	...	...
604	6	–	–	67	–	1	...	...	...	...	...	...	...	–	...	...	...	...	–	...	...	...	...	...
605#	72	–	–	22	25	32	1	22	–	19	1	5.3	6600	–	8	–	4.1	74	–	1	1	7	4	1
606#	53	–	–	13	13	28	–	21	–	16	–	4.3	6000	–	10	–	3.9	76	–	–	–	8	6	1
607#	58	–	–	22	35	22	4	22	–	14	4	4.4	5200	–	7	–	4.6	70	–	3	2	6	–	2
608#	85	–	–	28	11	34	–	25	–	19	–	4.9	5900	–	14	–	4.3	64	–	2	2	10	3	–
609	99	–	–	41	15	28	–	28	–	24	–	5.4	6700	–	4	...	...	...	–	6	6	8	4	–
610	61	–	–	26	16	27	2	25	–	18	2	4.6	6200	–	8	–	5.5	72	–	–	–	10	1	–
612	1	...	...	...	...	1	...	...	...	...	...	...	...	...	...	...	...	...	...	...	...	...	...	...
5	3355	33	–	34	20	1258	191	1054	–	784	72	5.1	6300	29	375	73	4.2	66	26	108	87	299	157	42
101	42	–	–	38	19	14	1	10	–	8	1	5.3	7300	–	6	–	5.8	62	–	1	1	3	2	–
102	51	–	–	41	16	16	5	14	–	12	4	4.7	4700	–	4	...	...	...	–	2	2	2	3	–
103	30	57	–	7	20	14	3	14	–	13	3	4.5	5500	54	–	–	–	–	–	–	–	3	3	–
104	58	53	–	26	16	20	3	20	–	15	2	5.1	5500	40	4	...	...	...	...	4	3	6	1	–
105	30	80	–	47	7	9	1	7	–	5	–	5.0	...	60	3	...	...	...	...	1	1	1	3	1
106	43	100	–	37	26	15	4	15	–	8	1	4.8	6200	100	6	2	5.0	49	100	2	1	3	6	–
107	33	97	–	21	36	19	10	19	–	9	3	4.4	5600	89	7	4	3.6	31	100	1	–	6	1	–
108	17	100	–	6	41	10	5	10	–	6	2	3.7	4000	100	3	...	...	...	...	1	–	2	–	1
109	19	21	–	42	–	6	1	6	–	5	–	5.0	7700	20	–	–	–	–	–	1	1	1	–	–
110	20	95	–	30	25	7	–	7	–	6	–	5.0	11000	83	1	...	...	...	...	1	1	2	–	–
111	16	–	–	6	31	9	1	9	–	7	1	4.7	5000	–	2	...	...	...	–	–	–	4	1	1
112	47	66	–	34	13	17	2	17	–	16	2	4.8	6900	50	1	...	...	...	...	–	–	3	2	–
113	57	61	–	32	26	22	2	22	–	17	1	5.1	8400	35	3	...	...	...	...	–	–	2	2	–
114	21	100	–	14	52	11	–	11	–	8	–	5.0	8600	100	2	...	...	...	...	–	–	3	–	–
115	47	89	–	34	6	15	3	15	–	12	2	5.4	6400	92	2	...	...	...	...	3	2	5	1	1
116	10	90	–	30	20	5	1	5	–	4	...	...	...	...	1	...	...	...	...	–	–	3	–	1
117	58	91	–	43	12	19	–	19	–	13	–	5.1	6500	77	4	...	...	...	...	4	4	3	4	2
118	59	95	–	29	22	24	–	23	–	16	–	5.5	7000	88	7	–	4.7	78	100	2	2	8	–	2
119	83	93	–	46	16	23	–	21	–	18	–	5.3	7600	83	5	–	4.4	...	80	3	3	5	2	–
120	86	86	–	44	17	24	–	24	–	22	–	5.5	6600	59	2	...	...	...	...	3	3	6	2	1
201	72	21	–	38	14	26	–	23	–	19	–	5.0	6500	21	4	...	...	...	...	3	3	4	1	–
202	26	19	–	39	27	9	–	4	–	5	–	4.6	...	20	3	...	...	...	...	1	1	2	3	1
203#	69	–	–	29	28	27	1	22	–	18	1	5.8	7100	–	8	–	3.8	52	–	–	–	5	4	2
204	78	39	–	40	15	25	1	25	–	20	1	5.8	7500	45	5	–	4.8	61	–	3	3	4	4	–
205	76	54	–	38	18	27	1	21	–	18	1	5.7	6500	39	7	–	4.1	67	71	2	2	4	2	3
206	62	34	–	23	21	23	4	23	–	15	2	5.8	6200	20	6	2	5.3	112	17	–	–	6	2	2
207	70	9	–	41	19	24	3	20	–	15	3	5.1	6500	7	8	–	3.8	68	13	3	3	6	5	–
208	58	–	–	28	36	29	1	28	–	21	–	4.7	4600	–	4	...	...	...	–	–	–	12	3	1
209	64	16	–	31	9	29	2	20	–	15	–	4.3	4200	20	9	1	3.8	67	–	3	3	5	1	2
210	81	5	–	37	19	30	1	20	–	17	1	5.0	5500	12	11	–	4.9	84	–	2	2	8	2	–
211	68	–	–	40	13	19	–	12	–	9	–	6.0	8100	–	10	–	4.4	108	–	1	1	3	1	1
212	21	52	–	52	–	5	–	5	–	3	...	...	...	...	2	...	...	...	...	–	–	–	–	–
213#	89	21	–	38	9	41	4	19	–	12	–	5.1	6000	17	21	1	3.7	90	14	–	–	13	6	–
214#	50	6	–	14	20	18	2	12	–	11	1	5.7	6400	9	7	1	3.7	93	–	1	1	–	4	2
215#	91	28	–	45	12	24	6	23	–	14	1	5.2	6500	14	9	4	4.8	66	22	7	4	5	4	1
301#	70	84	–	40	20	28	5	17	–	14	1	5.3	6300	64	11	1	4.5	58	82	3	3	10	4	2
302#	88	65	–	35	19	27	3	27	–	20	2	5.2	6300	50	6	1	4.7	58	50	3	2	1	5	2
303	48	10	–	13	40	22	5	22	–	18	2	4.8	4700	6	–	–	–	–	–	1	1	5	3	–

[Data exclude vacant seasonal and vacant migratory housing units. For minimum base for derived figures (percent, average, etc.) and meaning of symbols, see text]

Blocks Within Census Tracts	Total population	Percent of total population: Negro	In group quarters	Under 18 years	62 years and over	Year-round housing units: Total	Lacking some or all plumbing facilities	Units in—: One-unit structures	Structures of 10 or more units	Occupied housing units: Owner: Total	Lacking some or all plumbing facilities	Average number of rooms	Average value (dollars)	Percent Negro	Renter: Total	Lacking some or all plumbing facilities	Average number of rooms	Average contract rent (dollars)	Percent Negro	1.01 or more persons per room: Total	With all plumbing facilities	One-person households	With female head of family	With roomers, boarders, or lodgers
304#	62	11	–	39	16	25	4	16	–	12	–	4.4	4400	–	10	3	4.2	82	20	3	1	6	4	1
305#	37	–	–	35	5	14	4	10	–	5	–	5.0	...	–	6	3	3.8	58	–	2	2	2	–	–
306	53	–	17	28	30	16	6	7	–	4	...	...	...	–	12	4	3.0	75	–	4	3	6	4	1
307	10	–	–	20	10	4	...	...	...	...	...	...	...	–	...	...	...	...	–	...	...	...	...	...
308	3	...	...	...	...	1	...	...	...	...	...	...	...	...	...	...	...	...	...	...	...	...	...	...
309	29	7	–	21	35	14	1	13	–	8	–	4.0	5800	13	6	1	4.2	...	–	–	–	4	2	1
310#	53	87	–	36	30	25	6	21	–	15	1	4.5	4400	73	7	2	4.3	37	100	3	2	8	5	–
311	30	100	–	27	37	12	1	12	–	9	–	5.2	7900	100	2	...	...	...	...	1	–	2	2	1
312	32	97	–	50	13	10	7	10	–	6	4	5.8	4000	83	1	...	...	...	...	1	–	1	2	1
313#	75	56	–	47	19	27	11	20	–	15	3	4.8	6400	27	8	5	3.8	33	63	5	2	8	3	–
314	42	33	–	31	21	22	9	16	–	10	2	4.6	4700	30	7	4	4.0	53	43	2	2	4	3	1
316#	78	53	–	51	9	24	2	13	–	11	1	5.6	9300	36	12	1	4.0	69	33	4	3	4	7	–
317	45	4	–	36	27	15	5	14	–	13	3	5.2	6700	8	–	–	–	–	–	1	1	–	2	–
318	52	–	–	33	8	18	5	14	–	13	3	5.2	5200	–	3	...	...	...	–	1	–	2	3	–
319	39	–	–	28	23	18	6	10	–	6	2	4.5	5100	–	8	2	4.0	71	–	1	1	–	1	–
320	47	4	–	26	17	19	–	19	–	16	–	5.4	6200	6	2	...	...	...	...	2	2	5	2	1
321	60	–	–	40	8	15	–	15	–	8	–	5.9	7800	–	6	–	5.0	77	–	3	3	2	–	–
322	81	–	–	25	21	37	7	26	–	19	–	4.7	6300	–	17	6	3.2	49	–	2	2	14	4	–
401	45	–	–	36	29	20	1	14	–	14	–	5.3	7600	–	5	–	3.4	...	–	1	1	9	1	1
402#	35	–	–	17	29	18	2	9	–	4	...	...	...	–	13	2	4.4	63	–	–	–	6	2	1
403	37	–	–	19	19	16	4	16	–	8	–	4.6	7800	–	6	2	4.7	...	–	2	2	4	1	–
404	55	–	–	20	36	24	5	24	–	17	4	5.3	6500	–	5	1	4.4	...	–	1	1	9	6	–
405#	64	–	–	33	20	23	2	22	–	17	2	4.7	5300	–	6	–	4.5	61	–	1	1	6	3	1
406	49	–	–	45	20	17	8	14	–	7	2	5.3	5700	–	10	6	3.8	42	–	2	2	8	1	–
407	28	–	–	32	11	11	–	11	–	6	–	5.8	7000	–	4	...	...	...	–	–	–	2	1	–
408	45	–	–	38	11	14	1	12	–	9	–	5.4	6800	–	4	...	...	...	–	2	2	1	2	1
409	38	16	–	32	21	15	1	13	–	10	1	5.7	6200	10	3	...	...	...	...	1	1	3	–	1
410	21	–	–	19	29	10	–	10	–	6	–	4.7	4600	–	4	...	...	...	–	–	–	4	2	–
411	24	–	–	17	33	12	–	12	–	9	–	4.9	6700	–	3	...	...	...	–	–	–	4	2	1
412	40	–	–	28	28	15	7	12	–	9	3	4.3	5500	–	6	4	4.3	51	–	1	–	5	2	–
414	15	–	–	40	13	5	–	5	–	4	...	...	...	–	1	...	...	...	–	–	–	1	1	–
415	23	–	–	13	35	10	3	8	–	7	1	5.0	4300	–	3	...	...	...	–	–	–	4	2	–
6	3842	4	1	26	21	1705	190	1002	15	749	41	5.3	8000	3	817	123	3.7	73	2	95	81	544	166	59
101	37	57	–	24	35	17	2	13	–	12	1	5.3	6200	33	4	...	...	...	...	–	–	5	2	–
102	78	–	–	31	18	31	3	19	–	18	2	5.0	9100	–	11	1	4.2	58	–	2	1	7	3	–
103	53	–	–	30	19	21	7	15	–	10	1	5.6	6500	–	10	5	3.5	65	–	1	1	9	1	–
104	38	–	–	18	21	22	5	15	–	8	–	5.1	6800	–	8	2	3.6	63	–	–	–	6	3	–
105	51	–	–	29	20	23	5	15	–	10	1	6.3	9600	–	8	3	3.9	60	–	2	2	4	5	–
106	63	–	–	16	25	29	5	17	–	14	2	5.1	6200	–	14	3	3.9	90	–	3	3	7	1	3
107	59	20	–	36	9	24	–	10	–	10	–	5.4	7300	–	12	–	3.5	80	17	2	2	6	4	1
108	43	44	–	30	21	14	–	13	–	12	–	5.4	8900	58	2	...	...	...	...	–	–	1	2	1
109	61	–	–	23	13	31	1	11	–	10	–	5.0	6800	–	16	–	3.4	103	–	1	1	8	–	3
111	29	–	–	31	17	10	–	8	–	4	...	...	...	–	5	–	5.2	74	–	–	–	–	–	–
112	40	–	–	18	25	19	–	10	–	8	–	6.1	7600	–	9	–	3.3	77	–	1	1	4	3	–
113	26	8	–	19	35	13	–	4	–	5	–	6.2	...	20	8	–	3.6	56	13	1	1	5	1	–
114	10	–	–	40	10	2	...	...	...	...	...	...	...	–	...	...	...	...	–	...	...	...	...	...
115	97	–	–	27	17	41	5	25	–	19	1	5.6	7100	–	18	4	3.6	68	–	4	3	15	3	–
116	27	–	–	4	48	18	1	5	–	5	–	5.2	...	–	12	1	3.7	56	–	–	–	10	2	–
201	55	2	–	20	26	28	3	12	–	10	–	5.4	7400	–	18	3	3.4	102	6	–	–	13	3	1
203	52	6	–	15	17	25	–	12	–	13	–	5.3	9200	–	11	–	2.7	97	9	3	3	7	5	2
204	62	–	–	27	18	23	1	13	–	13	–	5.7	9000	–	10	1	3.9	80	–	1	1	5	1	–
205	24	–	–	8	25	20	4	7	–	4	...	...	...	–	11	1	2.7	65	–	–	–	7	1	–
206	41	–	–	10	32	23	1	17	–	11	–	4.1	7000	–	12	1	3.8	58	–	–	–	11	2	1
207	47	–	–	40	17	18	1	12	–	12	1	5.8	9500	–	5	–	4.4	75	–	1	1	5	4	1
208	36	–	–	39	14	16	–	10	–	10	–	5.8	10400	–	4	...	...	...	–	1	1	6	–	1
209	74	–	–	20	23	40	1	14	–	12	–	4.6	7500	–	23	1	3.7	70	–	3	2	16	2	–
210	76	–	–	37	16	27	1	19	–	15	1	5.5	10300	–	10	–	4.5	77	–	2	2	6	5	1
211	55	–	–	35	11	18	–	15	–	11	–	5.6	8200	–	7	–	4.7	90	–	1	1	5	2	–
212	52	–	–	48	14	13	–	13	–	11	–	6.7	15500	–	2	...	...	...	–	1	1	–	–	–
213	44	–	–	36	16	14	–	10	–	8	–	6.1	17500	–	4	...	...	...	–	–	–	1	1	–
214	49	–	–	41	–	14	–	11	–	10	–	7.3	16600	–	3	...	...	...	–	–	–	3	–	–
215	43	–	–	12	19	15	1	15	–	11	–	6.7	9000	–	4	...	...	...	–	–	–	2	3	1
216	51	6	–	29	16	19	1	17	–	10	1	5.1	6800	10	8	–	4.9	93	–	1	1	5	3	1
217	32	–	–	3	44	19	–	15	–	11	–	5.1	8600	–	6	–	2.8	70	–	–	–	4	3	–
301	59	–	–	39	12	20	–	13	–	7	–	4.9	10000	–	12	–	5.3	86	–	1	1	4	1	–
302	46	–	–	11	35	24	–	15	–	6	–	5.7	9200	–	17	–	4.6	83	–	–	–	8	3	–
303	64	2	23	28	19	22	–	13	–	10	–	5.6	10800	–	10	–	2.9	69	–	2	2	5	3	–
304	54	–	–	24	24	24	1	11	–	13	–	4.9	10700	–	10	–	3.4	92	–	1	1	7	3	–
305#	35	–	–	17	26	16	–	11	–	8	–	5.9	11300	–	6	–	4.5	117	–	–	–	4	2	–
306	33	–	–	21	18	13	–	9	–	11	–	6.0	16400	–	1	...	...	...	–	–	–	2	2	–
308	50	–	–	8	26	29	2	24	–	20	–	5.6	10900	–	6	2	3.8	72	–	–	–	10	2	–
309	54	–	–	35	17	20	–	18	–	16	–	5.0	7900	–	2	...	...	...	–	3	3	6	1	1
310	67	–	–	30	24	27	1	24	–	17	–	4.9	6000	–	8	–	4.3	83	–	2	2	6	3	2
311	79	35	22	39	15	22	1	22	–	17	1	4.9	7000	12	5	–	4.0	71	40	3	2	7	3	–
312	71	11	–	41	13	24	3	22	–	14	–	5.5	6800	14	8	2	5.3	53	–	1	–	6	4	–
401	90	9	–	28	23	39	6	30	–	17	2	4.9	5500	–	21	4	3.5	66	10	4	3	13	9	2
402	58	–	–	22	26	27	5	23	–	16	3	4.1	5800	–	10	1	3.4	63	–	2	1	11	3	1
403	76	–	–	17	24	41	13	23	–	21	4	4.1	5200	–	15	7	3.5	70	–	1	1	16	4	3
404	57	4	–	32	25	24	–	23	–	10	–	5.6	5900	–	12	–	4.5	68	8	1	1	7	1	–
405	49	–	–	41	8	19	2	13	–	5	1	4.8	9200	–	10	1	3.8	79	–	3	2	5	2	1
406	3	...	...	...	...	1	...	...	...	...	...	...	...	...	...	...	...	...	...	...	...	...	...	...
408	15	–	–	20	33	10	4	4	–	1	...	...	...	–	8	4	2.5	43	–	–	–	7	1	–
409	33	–	–	18	46	14	4	12	–	8	2	4.6	6200	–	6	2	3.5	49	–	1	–	4	1	3
410	63	–	–	24	33	33	11	14	15	7	–	5.3	6700	–	24	11	3.0	51	–	2	2	18	–	–
411	36	–	–	25	25	21	8	8	–	4	...	...	...	–	12	4	3.2	61	–	3	2	6	3	1
412	17	–	–	6	29	12	2	10	–	2	...	...	...	–	6	1	3.8	55	–	–	–	3	–	–
413	39	–	–	13	46	19	1	19	–	13	1	5.5	7200	–	6	–	5.2	59	–	–	–	5	6	–
414	63	–	–	21	24	31	1	19	–	16	–	4.9	6400	–	13	1	3.5	71	–	1	1	12	1	–

[Data exclude vacant seasonal and vacant migratory housing units. For minimum base for derived figures (percent, average, etc.) and meaning of symbols, see text]

Blocks Within Census Tracts	Total population	Percent of total population				Year-round housing units				Occupied housing units												
								Units in—		Owner					Renter					1.01 or more persons per room				
		Negro	In group quarters	Under 18 years	62 years and over	Total	Lacking some or all plumbing facilities	One-unit structures	Structures of 10 or more units	Total	Lacking some or all plumbing facilities	Average number of rooms	Average value (dollars)	Percent Negro	Total	Lacking some or all plumbing facilities	Average number of rooms	Average contract rent (dollars)	Percent Negro	Total	With all plumbing facilities	One-person households	With female head of family	With roomers, boarders, or lodgers
415	38	–	–	26	32	19	5	7	–	6	–	4.8	...	–	11	4	3.8	63	–	1	1	9	–	1
416#	37	–	–	22	22	15	2	6	–	5	2	6.2	...	–	9	–	3.9	63	–	1	1	3	3	1
417	50	–	–	16	32	30	6	11	–	4	...	...	...	–	24	4	3.8	75	–	–	–	14	2	–
418	14	–	–	–	50	14	2	8	–	7	–	4.4	9700	–	3	...	...	...	–	–	–	6	–	1
419	7	–	–	–	57	3	...	...	...	...	...	...	...	–	...	...	...	...	–	...	...	...	...	...
502	14	29	–	21	29	8	1	7	–	4	...	...	...	...	3	...	...	...	...	–	–	3	–	–
503	8	–	–	–	100	5	1	3	–	1	...	...	...	–	4	...	...	...	–	–	–	2	–	–
504	19	47	–	53	5	5	–	5	–	2	...	...	...	...	2	...	...	...	...	...	...	...	...	...
505	41	–	–	39	10	16	3	9	–	4	...	...	...	–	8	–	4.5	54	–	2	2	5	–	1
506	73	6	–	21	19	32	9	17	–	10	1	5.3	6900	10	20	8	3.7	73	–	2	2	10	3	–
507	24	–	–	13	38	17	1	4	–	6	–	3.8	...	–	8	1	4.0	65	–	–	–	9	1	–
508	26	–	–	4	62	21	1	7	–	4	...	...	...	–	16	1	3.3	58	–	–	–	16	–	–
509	132	2	–	35	14	49	6	25	–	17	1	5.6	6000	–	31	5	3.4	66	3	6	4	18	5	4
510#	58	3	–	31	16	24	1	11	–	6	–	5.2	6200	17	17	1	3.7	87	6	3	3	8	4	3
511	61	7	–	18	21	32	11	9	–	8	2	5.4	7200	–	20	9	3.1	66	5	3	1	11	4	1
512	3	...	...	...	...	2	...	...	...	...	...	...	...	...	...	...	...	...	...	...	...	...	...	...
513	69	7	–	20	20	31	6	10	–	12	1	5.4	5400	8	19	5	2.8	69	–	–	–	11	1	–
514	41	–	–	24	20	20	5	10	–	7	–	5.1	5300	–	12	4	2.8	60	–	1	1	11	–	1
515	154	1	–	16	15	77	4	15	–	19	2	5.2	6800	–	53	2	3.2	95	–	3	3	22	5	5
516	99	–	–	23	25	49	8	23	–	22	3	5.2	6400	–	23	4	2.9	66	–	1	1	19	9	6
517	76	–	–	26	22	26	3	22	–	12	1	4.8	4900	–	14	2	4.7	56	–	3	3	6	3	–
518	29	–	–	45	3	11	–	4	–	5	–	5.0	...	–	3	...	...	...	–	3	3	2	–	–
520	53	4	–	34	15	20	2	12	–	7	–	4.9	7300	14	11	1	3.5	82	–	2	2	2	1	3
7	3682	35	1	34	20	1371	159	1166	–	847	64	5.1	7000	31	423	75	4.2	61	31	145	123	335	173	38
101	28	–	–	18	25	14	1	10	–	9	–	4.8	7100	–	4	...	...	...	–	2	2	6	–	2
102	71	–	–	25	30	33	–	26	–	21	–	5.5	8600	–	8	–	4.0	100	–	1	1	10	3	1
103	87	13	–	15	22	41	6	21	–	16	2	5.2	6400	19	22	3	4.0	74	–	2	1	12	2	3
104	100	51	–	39	16	35	1	22	–	21	–	5.0	6300	48	11	1	3.4	60	27	8	7	9	4	1
105#	108	78	–	43	15	36	4	25	–	21	1	5.2	4900	67	11	3	3.6	55	64	7	7	8	7	1
106#	125	79	–	50	8	29	3	29	–	18	1	5.3	6900	50	10	2	4.6	46	90	10	9	4	4	–
107#	69	81	–	38	19	28	4	28	–	17	1	4.9	5400	88	10	2	4.1	35	90	2	2	9	5	–
108	75	99	–	33	31	27	3	23	–	16	1	5.5	6700	94	8	1	4.9	40	100	4	3	5	8	3
109	73	58	11	44	27	24	3	23	–	16	–	5.1	5800	44	4	...	...	...	...	3	2	5	3	–
110	71	38	–	28	11	27	1	27	–	18	–	4.8	4700	39	9	1	4.1	45	22	2	2	7	2	2
111	34	–	–	38	12	10	–	10	–	6	–	6.2	12500	–	4	...	...	...	–	–	–	1	–	–
113	75	–	–	29	25	33	–	28	–	19	–	5.4	11600	–	12	–	4.5	73	–	–	–	11	4	–
201	25	–	–	8	32	11	–	11	–	10	–	5.2	13300	–	1	...	...	...	–	–	–	3	–	1
202	53	–	–	36	15	18	2	14	–	14	–	5.8	9600	–	3	...	...	...	–	1	1	5	1	–
203	54	11	–	37	13	19	1	15	–	13	1	5.1	9600	15	6	–	4.2	80	17	1	1	6	3	1
204	26	31	–	46	12	7	–	7	–	6	–	5.2	7500	17	1	...	...	...	...	2	2	–	2	–
205	39	77	–	36	21	13	3	13	–	8	–	5.5	6500	88	4	...	...	...	...	3	3	5	2	–
206	39	97	–	31	33	17	9	15	–	8	2	5.0	5500	100	6	5	4.2	28	100	2	1	3	5	1
207	8	100	–	13	25	6	–	6	–	4	...	...	...	...	–	–	–	–	–	...	...	...	...	...
208	16	63	–	31	38	10	6	10	–	4	...	...	...	...	2	...	...	...	...	1	–	2	1	–
209#	65	59	–	52	8	15	3	15	–	10	2	4.9	4600	70	5	1	4.4	43	20	7	5	1	3	–
210	35	–	–	31	20	12	–	12	–	9	–	5.2	6800	–	3	...	...	...	–	1	1	2	2	–
211	39	–	–	36	15	13	–	11	–	11	–	5.6	9300	–	1	...	...	...	–	–	–	4	2	–
212	27	–	–	22	30	14	–	14	–	12	–	5.1	10600	–	2	...	...	...	–	1	1	8	2	–
213	38	–	–	26	29	16	–	12	–	11	–	5.5	9900	–	4	...	...	...	–	–	–	2	2	–
214	29	–	–	21	17	9	–	9	–	9	–	5.6	11000	–	–	–	–	–	–	–	–	–	1	–
215	35	14	–	54	14	10	–	8	–	4	...	...	...	...	4	...	...	...	...	2	2	1	–	–
216	25	24	–	28	4	9	–	9	–	8	–	4.9	6200	25	1	...	...	...	...	1	1	2	2	1
217	24	92	–	17	21	11	5	11	–	8	2	4.4	5500	75	2	...	...	...	...	–	–	3	2	1
218	22	100	–	50	9	7	2	7	–	3	...	...	...	...	3	...	...	...	...	1	1	1	2	1
219	9	100	–	33	–	4	...	...	...	...	...	...	...	...	...	...	...	...	...	...	...	...	...	...
220	29	90	–	17	45	11	1	11	–	10	1	4.8	5400	90	1	...	...	...	...	1	1	3	2	1
221	19	100	–	58	16	5	–	5	–	5	–	4.8	7300	100	–	–	–	–	–	1	1	1	2	–
222	21	38	–	29	33	7	–	7	–	6	–	6.2	...	17	1	...	...	...	...	1	1	1	1	–
223	41	–	–	29	27	15	–	13	–	12	–	5.3	11300	–	3	...	...	...	–	–	–	3	4	–
224	33	–	–	21	9	13	–	11	–	11	–	5.0	11100	–	2	...	...	...	–	1	1	3	–	–
301	76	–	–	32	16	30	3	26	–	21	–	5.1	9100	–	8	2	3.9	87	–	–	–	7	5	–
302	39	–	–	15	49	19	2	16	–	16	1	4.9	11200	–	2	...	...	...	–	1	1	5	2	1
303	27	–	–	33	19	8	–	7	–	4	...	...	...	–	4	...	...	...	–	1	1	1	1	–
304#	102	–	–	29	15	44	–	20	–	16	–	5.0	10900	–	24	–	3.3	77	–	5	5	12	3	–
305	29	35	–	31	28	12	–	9	–	10	–	5.2	7500	20	2	...	...	...	...	1	1	3	4	1
306	32	56	–	50	9	9	5	9	–	7	3	4.6	3900	57	1	...	...	...	...	2	1	2	1	–
307	29	69	–	48	14	10	4	10	–	4	...	...	...	...	2	...	...	...	...	2	1	1	4	–
308	33	–	–	39	21	11	4	6	–	6	1	5.2	...	–	5	3	4.0	...	–	–	–	3	1	–
309	73	10	–	45	7	20	1	17	–	13	–	5.3	7000	8	7	1	4.3	55	14	3	3	3	3	1
310	25	8	–	16	24	8	–	8	–	6	–	5.2	5300	17	2	...	...	...	...	–	–	–	1	–
311	16	100	–	56	6	3	...	...	...	...	...	...	...	...	...	...	...	...	...	...	...	...	...	...	...
312	79	81	–	33	32	34	12	34	–	23	7	4.6	4700	83	8	5	4.4	35	63	3	1	9	6	1
401	12	100	–	17	50	9	8	9	–	4	...	...	...	...	3	...	...	...	...	–	–	4	1	–
402	17	100	–	35	24	7	1	7	–	5	1	5.2	6200	100	2	...	...	...	...	1	1	3	1	–
403	7	100	–	29	43	4	...	...	...	...	...	...	...	...	...	...	...	...	...	...	...	...	...	...	...
404	32	100	–	41	22	9	4	8	–	4	...	...	...	...	4	...	...	...	...	3	2	2	1	–
405	28	100	–	32	25	12	2	12	–	8	–	5.3	4500	100	4	...	...	...	...	1	1	4	1	–
406	23	44	–	22	9	13	1	13	–	7	1	5.0	5800	29	4	...	...	...	...	1	1	4	–	–
407	24	–	–	13	25	13	1	13	–	12	1	4.6	6000	–	1	...	...	...	–	–	–	7	–	–
408	40	–	–	25	30	17	1	16	–	11	1	5.1	8700	–	5	–	4.8	...	–	2	2	4	1	–
409	44	–	–	27	32	21	1	14	–	11	1	5.2	8800	–	9	–	5.0	96	–	–	–	9	–	–
410	57	–	–	25	19	19	–	14	–	12	–	5.5	9200	–	6	–	5.8	97	–	1	1	3	2	1
411	49	–	–	29	14	16	–	16	–	13	–	5.2	7800	–	1	...	...	...	–	–	–	–	1	–
412	56	–	–	29	20	17	–	17	–	14	–	5.1	6400	–	3	...	...	...	–	1	1	2	2	–
413	38	26	–	37	5	13	2	9	–	7	1	5.1	4600	29	4	...	...	...	...	2	2	1	–	–
414	18	100	–	22	17	8	1	8	–	5	1	5.6	5700	100	2	...	...	...	...	–	–	2	–	2
415	24	100	–	38	17	10	5	10	–	5	2	4.6	4600	100	2	...	...	...	...	1	–	1	1	–
416	24	100	–	29	29	9	5	9	–	7	4	4.3	4300	100	1	...	...	...	...	2	–	2	2	–

[Data exclude vacant seasonal and vacant migratory housing units. For minimum base for derived figures (percent, average, etc.) and meaning of symbols, see text]

Blocks Within Census Tracts	Percent of total population				Year-round housing units				Occupied housing units												
							Units in—		Owner					Renter				1.01 or more persons per room				
	Total population	Negro	In group quarters	Under 18 years	62 years and over	Total	Lacking some or all plumbing facilities	One-unit structures	Structures of 10 or more units	Total	Lacking some or all plumbing facilities	Average number of rooms	Average value (dollars)	Percent Negro	Total	Lacking some or all plumbing facilities	Average number of rooms	Average contract rent (dollars)	Percent Negro	Total	With all plumbing facilities	One-person households	With female head of family	With roomers, boarders, or lodgers
417	30	100	–	53	7	7	2	7	–	6	2	4.7	9100	100	1	...	...	...	...	2	1	1	2	1
419	52	31	–	39	6	15	–	14	–	9	–	4.8	6500	44	4	...	...	...	...	2	2	1	3	3
420	37	5	–	22	35	17	–	15	–	12	–	5.4	5700	8	5	–	4.4	...	–	–	–	4	2	–
421	40	–	–	20	30	17	1	17	–	16	1	4.9	6400	–	1	...	...	...	–	2	2	6	–	–
422	51	–	–	31	16	17	1	15	–	9	1	5.7	9400	–	8	–	4.5	71	–	2	2	2	1	–
501	54	–	–	54	13	14	–	14	–	12	–	4.8	5900	–	2	...	...	...	–	4	4	2	3	–
504	30	–	–	40	10	14	2	10	–	10	1	5.3	6500	–	2	...	...	...	–	–	–	5	3	–
505	32	–	–	25	16	12	1	11	–	8	–	5.6	7100	–	3	...	...	...	–	1	1	2	2	2
506	14	–	–	43	14	5	–	5	–	1	...	...	...	–	3	...	...	...	–	...	...	...	...	...
507	11	–	–	18	46	5	1	5	–	2	...	...	...	–	3	...	...	...	–	–	–	1	1	–
509	7	100	–	–	43	5	3	5	–	2	...	...	...	...	3	...	...	...	...	–	–	3	1	–
510	25	100	–	48	8	7	2	7	–	4	...	...	...	...	2	...	...	...	...	1	1	–	–	–
511	13	92	–	23	23	5	4	5	–	2	...	...	...	...	3	...	...	...	...	1	–	4	–	–
512#	108	53	8	44	15	29	4	27	–	19	2	4.5	4100	32	10	2	4.7	48	50	7	6	8	3	–
513	90	98	–	46	19	26	2	26	–	15	1	5.1	4800	93	8	1	4.4	42	100	5	5	2	7	1
514	48	35	–	25	31	22	6	21	–	10	3	5.0	5900	20	11	3	4.2	41	46	1	–	8	1	–
515	47	64	–	43	19	17	2	17	–	10	–	4.7	5400	50	6	2	4.2	52	33	3	3	6	4	1
516	88	2	–	16	22	50	1	18	–	11	–	5.0	6300	–	32	1	3.2	73	–	3	3	16	4	1
517#	67	–	–	18	36	33	4	32	–	23	3	4.7	4900	–	6	1	5.0	49	–	1	1	9	2	–
518	71	–	–	45	20	21	1	21	–	12	1	4.4	4100	–	7	–	4.7	68	–	6	5	4	–	–
519#	47	–	–	34	9	19	1	8	–	5	1	4.8	...	–	13	–	3.2	68	–	1	1	6	1	1
8	4730	2	15	16	17	1987	88	559	297	520	21	5.9	11200	–	1337	60	3.4	99	2	75	68	696	121	124
101	41	–	–	29	17	21	2	4	–	6	1	6.0	...	–	13	1	3.0	63	–	1	1	9	3	2
102	56	2	–	4	29	46	–	–	–	3	...	...	...	...	38	–	3.1	84	3	–	–	28	1	–
103	216	–	–	10	30	126	5	19	–	23	–	5.4	9500	–	95	5	3.3	88	–	1	1	58	11	9
104	91	–	–	6	41	62	6	22	–	21	1	5.3	8400	–	34	5	3.1	77	–	–	–	31	4	4
105	115	1	–	21	23	60	4	31	–	31	1	5.2	6500	–	23	3	3.7	93	–	–	–	22	8	1
106	29	–	–	28	31	11	–	7	–	8	–	5.4	7600	–	3	...	...	...	–	1	1	3	2	–
107	27	–	–	–	44	18	–	5	–	9	–	5.4	10300	–	8	–	3.1	76	–	–	–	10	1	–
108	79	–	–	15	13	42	2	11	–	16	1	6.4	14900	–	24	1	3.3	89	–	–	–	15	2	9
109	39	–	–	31	18	13	–	9	–	8	–	5.8	7800	–	4	...	...	...	–	2	2	2	–	1
110#	67	–	–	36	25	22	3	19	–	15	1	5.0	7400	–	7	2	4.9	106	–	2	2	4	1	3
201	49	–	–	25	22	19	–	10	–	8	–	4.4	7400	–	11	–	4.0	71	–	1	1	5	4	–
202	46	–	–	33	20	21	1	12	–	7	–	6.7	12300	–	9	1	5.4	105	–	–	–	4	2	1
203	57	–	14	11	28	25	–	9	–	11	–	7.0	17700	–	13	–	3.2	126	–	–	–	9	3	1
204	49	–	–	12	31	28	–	8	–	8	–	7.1	14800	–	17	–	3.1	84	–	–	–	12	2	1
205	46	–	–	24	30	21	–	9	–	8	–	7.0	12100	–	11	–	3.7	78	–	–	–	9	2	–
206	56	–	–	38	13	19	–	11	–	11	–	6.4	7900	–	7	–	3.6	93	–	1	1	6	1	1
207	52	–	–	42	6	15	1	8	–	8	–	5.6	7500	–	5	1	4.6	101	–	2	2	2	1	–
208	68	–	–	37	15	21	–	12	–	12	–	6.7	8300	–	8	–	5.1	102	–	3	3	3	3	1
209	63	–	–	32	14	22	–	12	–	11	–	6.4	10700	–	8	–	5.1	99	–	3	3	3	2	–
210	57	–	–	32	18	19	–	15	–	15	–	6.4	10200	–	4	...	...	...	–	–	–	5	–	–
211	57	–	–	30	12	22	–	15	–	11	–	5.6	8400	–	9	–	5.2	93	–	–	–	4	3	3
212	68	–	–	25	18	30	2	14	–	12	–	6.8	12400	–	16	2	3.4	95	–	1	1	10	1	5
213	100	–	–	23	14	48	3	15	–	18	2	5.7	12000	–	26	1	3.3	107	–	1	1	13	5	1
301	147	–	89	7	4	13	–	6	–	5	–	7.8	...	–	4	...	...	...	–	–	–	6	–	–
302	137	–	22	26	9	37	–	20	–	18	–	8.1	21200	–	19	–	3.8	100	–	1	1	11	1	3
303	147	–	–	30	16	57	4	44	–	36	3	5.6	8700	–	18	1	4.8	91	–	2	2	17	4	3
304	116	3	9	20	25	41	2	33	–	21	2	5.7	7500	–	18	–	4.9	120	–	1	1	7	4	4
305#	44	–	–	27	7	18	1	7	–	8	1	6.6	8000	–	9	–	3.6	107	–	–	–	5	1	2
306	31	–	58	13	32	6	–	1	–	2	...	...	...	–	3	...	...	...	–	–	–	2	–	–
307	16	–	–	6	13	10	–	4	–	4	...	...	...	–	6	–	4.0	109	–	–	–	6	–	1
308	69	–	44	3	20	22	1	6	–	8	–	6.4	15200	–	14	1	4.4	113	–	–	–	12	3	2
309	49	–	–	6	33	30	5	4	1	7	1	6.1	...	–	22	4	3.3	81	–	–	–	14	1	1
310	65	–	–	22	9	31	2	9	–	7	–	6.0	7800	–	21	2	3.5	110	–	2	2	11	3	3
311	18	–	–	17	11	11	–	8	–	5	–	5.4	6200	–	4	...	...	...	–	–	–	4	–	2
401	38	–	42	8	3	12	3	4	–	3	...	...	...	–	8	2	3.3	111	–	–	–	5	1	2
402	81	1	–	11	15	44	1	11	15	8	–	7.5	14800	–	33	1	3.9	131	–	–	–	17	–	3
403	25	–	–	16	24	15	1	5	–	5	1	8.0	...	–	10	–	3.5	101	–	–	–	9	–	2
404	42	–	57	19	7	5	–	5	–	5	–	7.6	19800	–	–	–	–	–	–	–	–	1	–	–
405	549	4	70	4	6	101	3	14	10	26	1	6.2	15800	–	68	2	3.4	95	–	–	–	56	2	5
406	108	–	–	12	30	69	5	4	13	8	1	4.0	–	–	55	4	3.9	93	–	2	1	32	9	7
407	57	–	–	18	–	27	3	6	1	4	...	...	...	–	21	3	3.3	126	–	2	2	9	1	9
408	18	–	–	28	11	8	–	5	–	2	...	...	...	–	4	...	...	...	–	1	1	1	–	–
409	20	5	–	5	25	14	1	2	–	2	...	...	...	...	10	–	2.9	104	10	–	–	5	–	–
410	31	23	–	32	16	11	–	8	–	6	–	5.7	...	17	5	–	4.4	...	40	1	1	4	1	–
411	149	1	26	10	11	58	–	12	–	12	–	4.6	...	–	42	–	3.1	100	2	3	3	25	3	7
412	28	–	–	7	14	17	3	1	–	3	...	...	...	–	11	3	3.4	120	–	1	1	6	1	2
413#	19	–	–	26	21	10	2	3	1	3	...	...	...	–	6	1	3.2	67	–	1	1	5	1	–
414	60	–	13	8	5	24	4	3	–	2	...	...	...	–	19	1	3.6	109	–	–	–	3	5	6
415#	54	–	–	4	11	40	9	3	–	2	...	...	...	–	32	8	2.1	80	–	6	2	20	1	3
416	53	–	–	4	36	33	1	5	–	7	1	3.7	...	–	25	–	3.1	91	–	1	1	18	–	1
417#	97	–	7	4	31	46	–	5	12	5	–	5.2	...	–	40	–	3.7	112	–	1	1	18	–	7
418	13	–	–	–	39	7	1	2	–	2	...	...	...	–	4	...	...	...	–	1	–	3	1	1
419	53	–	–	8	6	39	3	2	16	–	–	–	–	–	30	2	3.2	106	–	2	1	11	3	4
501	1	...	...	...	...	1	...	...	...	...	...	...	...	...	...	...	...	...	...	...	...	...	...	...
505	695	7	–	22	–	282	3	15	227	1	...	...	...	...	278	1	3.1	128	6	28	28	16	3	–
513	149	5	–	1	83	106	1	13	1	4	...	...	...	...	102	1	2.5	37	6	–	–	67	9	1
518	23	9	–	9	26	11	–	11	–	8	–	5.3	10900	–	3	...	...	...	...	–	–	2	1	–
9	3625	–	–	29	18	1471	98	1080	100	883	47	5.5	12100	–	492	36	3.8	100	–	80	69	374	113	46
101	24	–	–	29	29	10	–	10	–	9	–	5.0	17800	–	1	...	...	...	–	1	1	3	–	–
102	35	–	–	34	20	13	–	13	–	13	–	6.4	26900	–	–	–	–	–	–	–	–	3	1	–
103	38	–	–	34	24	13	1	13	–	12	1	5.8	17900	–	1	...	...	...	–	–	–	2	2	–
104	24	–	–	46	21	7	–	7	–	7	–	7.4	25700	–	–	–	–	–	–	–	–	1	–	–
105	10	–	–	10	40	4	...	...	...	...	...	...	...	...	...	...	...	...	–	...	...	...	...	...
106	67	–	–	33	13	22	–	21	–	19	–	7.4	30900	–	2	...	...	...	–	–	–	4	1	–
107	47	–	–	30	21	15	–	15	–	15	–	6.2	25600	–	–	–	–	–	–	–	–	4	–	–
108	45	–	–	24	29	18	–	18	–	15	–	5.1	14700	–	2	...	...	...	–	2	2	4	2	–

[Data exclude vacant seasonal and vacant migratory housing units. For minimum base for derived figures (percent, average, etc.) and meaning of symbols, see text]

Blocks Within Census Tracts	Total population	Percent of total population: Negro	Percent of total population: In group quarters	Percent of total population: Under 18 years	Percent of total population: 62 years and over	Year-round housing units: Total	Year-round housing units: Lacking some or all plumbing facilities	Year-round housing units: Units in—: One-unit structures	Year-round housing units: Units in—: Structures of 10 or more units	Occupied housing units: Owner: Total	Owner: Lacking some or all plumbing facilities	Owner: Average number of rooms	Owner: Average value (dollars)	Owner: Percent Negro	Occupied housing units: Renter: Total	Renter: Lacking some or all plumbing facilities	Renter: Average number of rooms	Renter: Average contract rent (dollars)	Renter: Percent Negro	1.01 or more persons per room: Total	1.01 or more persons per room: With all plumbing facilities	One-person households	With female head of family	With roomers, boarders, or lodgers
109	35	–	–	29	37	13	–	13	–	12	–	5.6	13600	–	1	...	...	...	–	–	–	1	3	–
110	42	–	–	33	14	15	–	10	–	11	–	6.6	16600	–	3	...	...	...	–	–	–	2	2	1
111	59	–	–	37	7	16	–	12	–	10	–	7.7	25400	–	6	–	4.0	80	–	–	–	1	–	–
112	41	–	–	34	24	13	–	13	–	11	–	6.1	18300	–	2	...	...	...	–	–	–	2	1	–
202	41	–	–	39	15	12	–	11	–	11	–	6.8	24400	–	1	...	...	...	–	1	1	3	2	–
203	55	–	–	35	13	19	–	15	–	15	–	6.3	13100	–	2	...	...	...	–	–	–	1	1	–
204	118	–	–	36	18	40	2	32	–	31	2	6.0	13700	–	7	–	4.1	104	–	2	2	9	–	–
205	68	–	–	40	4	20	–	9	–	11	–	8.1	21300	–	9	–	2.9	113	–	1	1	6	–	2
206	55	–	–	33	7	19	1	7	–	8	–	7.4	...	–	10	1	2.8	99	–	1	1	5	–	1
207	47	–	–	47	11	13	–	11	–	10	–	7.0	18600	–	2	...	...	...	–	–	–	2	1	–
208	67	–	–	28	16	32	–	12	–	8	–	5.5	10400	–	19	–	4.2	110	–	–	–	4	4	1
209	65	–	–	37	23	24	–	24	–	19	–	5.9	10700	–	5	–	6.0	...	–	1	1	9	2	–
210	77	–	–	29	23	31	–	25	–	24	–	5.7	9600	–	6	–	5.7	111	–	–	–	10	4	1
211	91	–	–	41	11	31	–	18	–	22	–	5.7	12600	–	8	–	4.8	98	–	5	5	6	5	2
212	54	–	–	28	17	19	–	16	–	16	–	5.8	11700	–	3	...	...	...	–	1	1	4	–	2
213	51	–	–	26	22	21	2	17	–	17	2	5.7	9700	–	3	...	...	...	–	1	1	5	3	–
214	52	–	–	25	25	21	1	19	–	16	1	5.3	9900	–	5	–	4.0	...	–	2	2	4	1	–
215	58	–	–	45	5	22	3	22	–	14	2	5.3	8000	–	3	...	...	...	–	2	1	3	2	–
301	9	–	–	–	44	8	2	3	–	1	...	...	...	–	6	2	2.7	...	–	–	–	5	–	–
303	58	–	–	35	14	20	–	16	–	13	–	5.3	8300	–	5	–	5.2	97	–	2	2	2	2	–
304	29	–	–	21	17	12	–	9	–	8	–	5.6	9100	–	4	...	...	...	–	1	1	3	2	–
305	68	–	–	15	21	31	2	14	–	11	–	5.6	8200	–	18	1	3.7	99	–	–	–	5	2	1
306	57	–	–	25	19	28	–	11	–	12	–	6.9	12200	–	13	–	3.4	96	–	1	1	8	2	–
307	57	–	–	25	28	25	–	16	–	15	–	5.7	11500	–	8	–	2.8	84	–	2	2	10	4	3
308	61	–	–	21	28	25	–	17	–	17	–	5.4	8900	–	7	–	4.0	96	–	–	–	6	1	2
309	67	–	–	22	12	33	–	17	–	13	–	5.3	8700	–	14	–	3.6	90	–	2	2	6	2	–
310	24	–	–	21	29	10	1	9	–	7	1	5.3	8700	–	3	...	...	...	–	–	–	3	1	–
311	41	–	–	20	32	20	3	17	–	13	1	5.5	8300	–	3	...	...	...	–	1	1	3	–	2
312	24	–	–	25	13	11	–	11	–	8	–	5.1	7600	–	1	...	...	...	–	1	1	2	1	1
313	58	–	–	29	36	25	1	23	–	18	1	4.3	5700	–	7	–	4.0	61	–	2	2	9	3	1
314	11	–	–	–	9	6	–	2	–	2	...	...	...	–	4	...	...	...	–	–	–	1	–	–
315	70	1	–	26	30	34	3	21	–	21	2	5.4	8600	–	11	–	3.2	88	–	1	1	15	1	2
316	60	–	–	18	20	28	2	13	–	13	1	5.7	10100	–	13	1	3.8	80	–	–	–	10	3	2
402	–	–	–	–	–	1	...	...	...	...	...	...	...	...	...	...	...	...	...	...	...	...	...	...
403	38	–	–	34	16	15	3	12	1	7	1	4.7	6500	–	7	2	4.3	61	–	4	2	6	–	2
404	37	–	–	60	5	9	–	9	–	6	–	5.7	7800	–	2	...	...	...	–	2	2	1	–	–
405	35	–	–	31	6	12	2	8	–	5	1	5.0	...	–	6	1	4.3	67	–	1	1	3	2	1
406	20	–	–	30	20	9	3	9	–	6	1	4.7	5300	–	1	...	...	...	–	1	1	2	1	–
407	39	–	–	62	10	10	6	10	–	1	...	...	...	–	8	5	4.1	30	–	3	–	4	–	–
408	17	–	–	12	24	11	3	11	–	6	3	4.5	4900	–	1	...	...	...	–	–	–	1	4	1
409	19	–	–	32	5	7	2	7	–	4	...	...	...	–	2	...	...	...	–	–	–	1	–	–
410	50	–	–	52	10	15	1	13	–	9	–	5.0	7100	–	4	...	...	...	–	5	5	4	1	–
411	59	–	–	12	5	31	–	10	14	6	–	4.5	12500	–	23	–	3.8	113	–	1	1	9	1	1
412	40	–	–	15	23	24	1	13	–	13	–	5.6	12800	–	7	1	2.7	111	–	–	–	8	–	3
413	176	–	–	9	9	107	–	18	66	14	–	4.2	8400	–	88	–	2.7	143	–	4	4	48	2	5
415	20	–	–	40	10	6	–	6	–	4	...	...	...	–	2	...	...	...	–	1	1	–	3	–
416	33	–	–	36	18	10	5	10	–	7	2	4.4	6100	–	3	...	...	...	–	2	–	2	2	–
417	18	–	–	6	22	8	1	8	–	5	1	4.4	5700	–	3	...	...	...	–	–	–	1	1	1
502	11	–	–	46	9	3	...	...	...	...	...	...	...	–	...	...	...	...	–	...	...	...	...	...
503	5	–	–	–	80	3	...	...	...	...	...	...	...	–	...	...	...	...	–	...	...	...	...	...
504	28	–	–	32	25	9	5	8	–	7	5	4.7	4400	–	2	...	...	...	–	1	1	1	2	–
505	29	–	–	45	7	8	1	8	–	4	...	...	...	–	4	...	...	...	–	1	–	–	4	–
506	41	–	–	20	10	17	–	10	–	9	–	6.2	13600	–	8	–	3.8	91	–	–	–	4	1	–
507	159	–	–	35	13	56	4	50	–	36	2	5.2	10100	–	19	1	4.4	78	–	5	5	11	6	1
508	104	–	–	33	13	40	2	38	–	32	1	5.1	9500	–	4	...	...	...	–	3	3	8	4	1
509	2	...	...	...	...	3	...	...	...	...	...	...	...	...	...	...	...	...	...	...	...	...	...	...
510	1	...	...	...	...	1	...	...	...	...	...	...	...	...	...	...	...	...	...	...	...	...	...	...
511	6	–	–	50	17	2	...	...	...	...	...	...	...	–	...	...	...	...	–	...	...	...	...	...
512	3	...	...	...	...	3	...	...	...	...	...	...	...	...	...	...	...	...	...	...	...	...	...	...
513	14	–	–	43	7	5	1	5	–	2	...	...	...	–	3	...	...	...	–	2	2	2	–	–
601	57	–	–	30	25	22	5	22	–	14	3	4.5	6800	–	6	1	5.7	...	–	2	2	5	2	–
602	33	–	–	18	36	15	1	15	–	12	1	4.4	6200	–	3	...	...	...	–	–	–	4	1	–
603#	41	–	–	24	22	16	1	16	–	11	1	4.5	7100	–	5	–	4.8	78	–	1	1	4	–	–
604	43	–	–	49	12	15	2	15	–	8	–	4.9	6500	–	6	2	4.3	52	–	1	1	5	2	–
605	40	–	–	20	28	18	2	18	–	13	–	4.4	5200	–	4	...	...	...	–	2	2	5	–	–
606	34	–	–	27	27	13	3	13	–	12	2	4.3	5700	–	1	...	...	...	–	–	–	3	–	1
607	23	–	–	13	35	14	2	11	1	8	–	4.6	8200	–	5	1	3.4	...	–	–	–	5	1	–
608	34	–	–	32	21	13	–	13	–	9	–	4.6	8800	–	4	...	...	...	–	1	1	2	2	–
609#	40	–	–	28	18	22	5	18	–	8	–	4.3	5900	–	10	4	3.9	35	–	1	1	7	3	–
610	27	–	–	15	37	13	2	13	–	9	1	5.1	8100	–	3	...	...	...	–	–	–	3	2	–
613	31	–	–	13	10	12	–	10	–	10	–	5.0	13000	–	2	...	...	...	–	–	–	1	–	1
614	14	–	–	14	29	6	–	6	–	5	–	7.0	...	–	–	–	–	–	–	–	–	–	1	2
615	41	–	–	20	29	21	–	17	–	20	–	5.5	14800	–	1	...	...	...	–	1	1	11	2	1
616	48	–	–	35	19	15	–	15	–	12	–	6.4	17300	–	3	...	...	...	–	–	–	1	1	–
617	55	–	–	9	42	32	1	14	18	8	1	6.1	21900	–	21	–	3.9	168	–	–	–	8	1	–
10	3701	4	–	34	11	1246	122	1134	1	1009	72	4.9	11800	3	207	44	4.1	82	7	84	72	181	91	25
101	3	...	...	...	...	3	...	...	...	...	...	...	...	...	...	...	...	...	...	...	...	...	...	...
102	7	–	–	29	14	4	...	...	...	...	...	...	...	–	...	...	...	...	–	...	...	...	...	...
105	54	–	–	46	–	14	–	14	–	13	–	5.6	15500	–	–	–	–	–	–	1	1	–	3	–
106	29	–	–	38	3	8	–	8	–	8	–	5.5	14100	–	–	–	–	–	–	–	–	–	1	–
107	21	–	–	43	10	5	–	5	–	3	...	...	...	–	2	...	...	...	–	1	1	–	–	–
108	22	–	–	32	5	7	–	7	–	7	–	4.6	15200	–	–	–	–	–	–	1	1	–	–	–
109	31	–	–	26	–	10	–	10	–	10	–	5.2	15600	–	–	–	–	–	–	1	1	–	–	–
110	33	–	–	46	–	8	–	8	–	8	–	5.8	21100	–	–	–	–	–	–	–	–	–	–	–
111	66	–	–	44	–	19	–	19	–	18	–	5.3	12200	–	1	...	...	...	–	–	–	1	3	–
112	54	–	–	37	7	14	–	14	–	13	–	5.8	17200	–	1	...	...	...	–	1	1	–	–	–
113	43	–	–	37	7	14	–	14	–	12	–	5.5	15300	–	1	...	...	...	–	–	–	–	2	–
114	32	–	–	28	9	11	1	11	–	9	1	5.2	14300	–	2	...	...	...	–	1	1	2	–	–

[Data exclude vacant seasonal and vacant migratory housing units. For minimum base for derived figures (percent, average, etc.) and meaning of symbols, see text]

Blocks Within Census Tracts	Percent of total population				Year-round housing units				Occupied housing units												
							Units in—		Owner					Renter					1.01 or more persons per room				
	Total population	Negro	In group quarters	Under 18 years	62 years and over	Total	Lacking some or all plumbing facilities	One-unit structures	Structures of 10 or more units	Total	Lacking some or all plumbing facilities	Average number of rooms	Average value (dollars)	Percent Negro	Total	Lacking some or all plumbing facilities	Average number of rooms	Average contract rent (dollars)	Percent Negro	Total	With all plumbing facilities	One-person households	With female head of family	With roomers, boarders, or lodgers
115	42	–	–	41	10	12	1	12	–	11	1	4.8	12800	–	1	...	...	...	–	1	1	–	–	–
116	34	–	–	35	12	9	–	9	–	9	–	5.7	13600	–	–	–	–	–	–	–	–	–	–	–
117	31	–	–	29	16	13	–	13	–	12	–	4.7	13000	–	–	–	–	–	–	–	–	4	–	–
118	45	–	–	33	4	14	–	14	–	13	–	5.2	16400	–	1	...	...	...	–	1	1	2	–	–
119	55	–	–	47	–	16	–	12	–	11	–	5.5	15200	–	5	–	3.8	106	–	3	3	3	1	–
120	52	–	–	46	2	14	1	14	–	14	1	5.5	15400	–	–	–	–	–	–	–	–	1	1	–
121	38	–	–	45	3	10	–	10	–	8	–	5.4	18800	–	2	...	...	...	–	–	–	–	–	–
122	38	–	–	42	5	11	–	11	–	11	–	5.5	18200	–	–	–	–	–	–	1	1	–	1	–
123	45	–	–	38	16	14	–	14	–	13	–	5.7	17300	–	1	...	...	...	–	–	–	–	2	–
124	15	–	–	20	7	6	–	6	–	5	–	5.2	...	–	1	...	...	...	–	–	–	1	–	–
125	132	–	–	30	7	51	–	22	1	49	–	4.3	13700	–	2	...	...	...	–	–	–	9	4	1
126	37	–	–	32	14	11	1	11	–	10	1	5.6	20900	–	1	...	...	...	–	1	1	1	1	–
127	47	–	–	40	2	12	–	12	–	12	–	5.5	21400	–	–	–	–	–	–	1	1	1	1	–
201	71	–	–	48	3	17	–	17	–	16	–	5.4	15600	–	1	...	...	...	–	3	3	–	2	–
202	47	–	–	51	2	11	–	11	–	7	–	5.4	12000	–	4	...	...	...	–	1	1	–	–	–
203	54	–	–	33	17	20	2	20	–	17	2	5.1	9900	–	2	...	...	...	–	1	1	3	1	–
204	57	–	–	35	18	18	–	16	–	13	–	5.2	13100	–	5	–	4.6	...	–	–	–	3	2	–
205	41	–	–	34	5	14	–	14	–	11	–	5.1	9000	–	3	...	...	...	–	1	1	2	2	–
206	21	–	–	38	10	8	–	8	–	6	–	5.0	8700	–	2	...	...	...	–	1	1	3	2	1
207	56	–	–	45	7	14	1	14	–	12	1	5.2	8500	–	2	...	...	...	–	3	3	1	–	1
208	32	–	–	25	9	13	1	12	–	9	1	4.1	7800	–	3	...	...	...	–	1	1	2	–	1
209	16	–	–	13	25	8	1	8	–	8	1	4.8	6800	–	–	–	–	–	–	–	–	2	1	–
210	30	–	–	27	27	11	4	11	–	11	4	4.0	5200	–	–	–	–	–	–	1	–	–	–	–
211	2	...	...	...	...	1	...	...	...	...	...	...	...	...	...	...	...	...	...	...	...	...	...	...
212	31	–	–	29	23	12	3	12	–	8	1	4.1	7800	–	3	...	...	...	–	1	1	1	1	1
213	24	–	–	38	4	9	3	9	–	6	2	4.3	5800	–	2	...	...	...	–	1	1	1	1	–
214	38	–	–	40	18	13	3	13	–	11	2	4.4	5900	–	–	–	–	–	–	1	–	–	2	1
215	27	–	–	22	19	9	–	9	–	8	–	4.3	6800	–	1	...	...	...	–	–	–	–	2	–
216	39	–	–	23	5	16	–	11	–	10	–	4.7	10800	–	6	–	3.7	104	–	–	–	3	1	–
217	39	–	–	28	8	14	2	11	–	11	1	5.4	9900	–	2	...	...	...	–	–	–	3	–	–
301	5	–	–	–	40	4	...	...	...	...	...	...	...	–	...	...	...	...	–	...	...	...	...	...
302	28	–	–	21	25	12	–	9	–	6	–	4.5	...	–	6	–	3.0	65	–	–	–	2	2	–
303	45	–	–	33	13	14	–	12	–	13	–	4.7	9800	–	1	...	...	...	–	1	1	2	–	–
304	49	2	–	22	20	19	3	19	–	14	1	4.2	8900	7	5	2	4.0	...	–	1	1	4	2	–
305	35	26	–	37	20	9	3	9	–	6	2	5.5	6200	33	3	...	...	...	...	2	2	–	1	1
306	20	25	–	10	40	9	3	9	–	8	2	4.3	4500	25	1	...	...	...	...	–	–	3	1	–
307	53	4	17	34	17	14	3	14	–	10	–	5.3	7500	10	4	...	...	...	...	–	–	–	–	–
308	18	–	–	28	28	7	4	6	–	4	...	...	...	–	3	...	...	...	–	–	–	2	–	–
309	16	50	–	13	56	8	4	8	–	6	2	4.7	6200	67	1	...	...	...	...	–	–	1	–	1
310	37	76	–	38	22	15	8	15	–	7	1	5.1	4900	71	7	6	3.3	28	71	2	1	4	3	1
311	20	100	–	45	10	4	...	...	...	...	...	...	...	...	...	...	...	...	...	...	...	...	...	...	...
312	46	44	–	44	30	12	7	12	–	7	3	4.7	4700	29	5	4	4.6	...	40	2	–	3	4	–
313	18	–	–	17	28	8	1	8	–	7	1	4.1	4400	–	1	...	...	...	–	–	–	1	2	1
314	24	21	–	25	25	10	4	10	–	8	3	3.6	4200	13	2	...	...	...	...	–	–	3	2	–
315	36	78	–	22	39	11	9	11	–	8	6	4.6	7500	63	3	...	...	...	...	2	–	3	3	1
316	36	53	–	36	33	12	9	12	–	8	6	4.5	4800	63	4	...	...	...	...	2	–	4	2	–
317	17	35	–	35	24	7	6	7	–	2	...	...	...	...	5	4	3.4	...	40	1	1	2	2	1
318	76	8	–	28	20	34	4	31	–	26	1	4.5	7700	4	8	3	3.1	76	–	2	1	14	4	1
401	173	–	–	28	6	59	–	58	–	55	–	4.9	15000	–	3	...	...	...	–	3	3	4	1	–
402	51	–	–	14	26	23	1	23	–	22	1	4.9	11000	–	1	...	...	...	–	1	1	6	1	–
403	43	–	–	28	21	19	1	19	–	16	1	4.6	10700	–	3	...	...	...	–	–	–	7	3	–
404	53	–	–	15	15	22	1	22	–	17	1	4.9	12000	–	4	...	...	...	–	–	–	3	3	–
405	38	3	–	55	11	11	2	11	–	8	2	5.3	7300	–	2	...	...	...	...	2	2	3	–	–
406	27	–	–	22	22	9	–	9	–	8	–	5.4	13300	–	1	...	...	...	–	1	1	1	–	–
407	149	–	–	30	13	51	–	51	–	44	–	5.3	14200	–	5	–	4.8	121	–	2	2	6	2	–
409	24	–	–	42	8	7	–	7	–	6	–	5.8	31500	–	1	...	...	...	–	1	1	1	–	–
410	10	–	–	40	–	3	...	...	...	...	...	...	...	–	...	...	...	...	–	...	...	...	...	...
411	12	–	–	25	–	4	...	...	...	...	...	...	...	–	...	...	...	...	–	...	...	...	...	...
412	27	–	–	33	19	10	–	10	–	8	–	5.4	14400	–	1	...	...	...	–	–	–	1	–	–
413	18	–	–	33	17	7	2	7	–	7	2	4.1	5800	–	–	–	–	–	–	1	1	3	1	–
414	7	–	–	29	29	4	...	...	...	...	...	...	...	–	...	...	...	...	–	...	...	...	...	...
415	31	–	–	61	3	8	–	8	–	4	...	...	...	–	3	...	...	...	–	3	3	1	2	–
416	12	–	–	33	–	4	...	...	...	...	...	...	...	–	...	...	...	...	–	...	...	...	...	...
417	82	–	–	17	5	39	3	10	–	14	–	3.6	...	–	22	2	3.6	93	–	3	3	8	–	9
419	8	–	–	25	25	2	...	...	...	...	...	...	...	–	...	...	...	...	–	...	...	...	...	...
420	15	–	–	13	20	6	2	6	–	4	...	...	...	–	2	...	...	...	–	–	–	1	–	–
421	4	...	...	...	...	2	...	...	...	...	...	...	...	...	...	...	...	...	...	...	...	...	...	...
422	2	...	...	...	...	1	...	...	...	...	...	...	...	...	...	...	...	...	...	...	...	...	...	...
423	20	–	–	25	10	7	–	7	–	7	–	5.6	17500	–	–	–	–	–	–	–	–	–	–	–
424	41	–	–	39	7	11	–	11	–	9	–	5.2	12300	–	2	...	...	...	–	1	1	1	–	–
425	18	–	–	28	6	7	–	7	–	7	–	5.3	12100	–	–	–	–	–	–	–	–	1	1	–
426	16	–	–	38	–	5	–	5	–	5	–	4.8	...	–	–	–	–	–	–	–	–	–	–	–
501	22	–	–	32	23	9	1	8	–	5	1	5.4	15800	–	3	...	...	...	–	1	1	1	1	–
503	16	–	–	19	19	7	–	7	–	5	–	5.0	8800	–	2	...	...	...	–	–	–	2	–	–
506	26	4	–	54	8	6	–	6	–	6	–	6.8	19800	–	–	–	–	–	–	–	–	1	–	–
508	14	–	–	36	14	5	–	4	–	5	–	5.4	...	–	–	–	–	–	–	–	–	–	1	–
509	15	–	–	60	–	3	...	...	...	...	...	...	...	–	...	...	...	...	–	...	...	...	...	...
510	10	–	–	30	10	3	...	...	...	...	...	...	...	–	...	...	...	...	–	...	...	...	...	...
511	14	–	–	29	–	5	–	5	–	4	...	...	...	–	1	...	...	...	–	–	–	–	–	–
512	8	–	–	13	25	5	–	4	–	4	...	...	...	–	1	...	...	...	–	–	–	3	–	–
513	12	–	–	50	–	3	...	...	...	...	...	...	...	–	...	...	...	...	–	...	...	...	...	...
514	4	...	...	...	...	1	...	...	...	...	...	...	...	...	...	...	...	...	...	...	...	...	...	...
515	2	...	...	...	...	1	...	...	...	...	...	...	...	...	...	...	...	...	...	...	...	...	...	...
516	4	...	...	...	...	2	...	...	...	...	...	...	...	...	...	...	...	...	...	...	...	...	...	...
517	15	–	–	20	13	6	–	6	–	3	...	...	...	–	3	...	...	...	–	–	–	–	1	–
518	23	–	–	39	–	5	–	5	–	5	–	4.8	10800	–	–	–	–	–	–	2	2	–	–	–
519	18	–	–	50	6	5	1	5	–	5	1	5.0	7800	–	–	–	–	–	–	1	1	1	–	–
520	19	–	–	32	16	7	1	7	–	5	1	5.0	6200	–	1	...	...	...	–	1	1	1	–	–
521	5	–	–	20	–	2	...	...	...	...	...	...	...	–	...	...	...	...	–	...	...	...	...	...
522	18	–	–	28	17	6	1	6	–	6	1	4.5	5300	–	–	–	–	–	–	–	–	–	–	–

[Data exclude vacant seasonal and vacant migratory housing units. For minimum base for derived figures (percent, average, etc.) and meaning of symbols, see text]

Blocks Within Census Tracts	Total population	Percent of total population: Negro	In group quarters	Under 18 years	62 years and over	Year-round housing units: Total	Lacking some or all plumbing facilities	Units in—: One-unit structures	Units in—: Structures of 10 or more units	Occupied housing units: Owner: Total	Lacking some or all plumbing facilities	Average number of rooms	Average value (dollars)	Percent Negro	Renter: Total	Lacking some or all plumbing facilities	Average number of rooms	Average contract rent (dollars)	Percent Negro	1.01 or more persons per room: Total	1.01 or more persons per room: With all plumbing facilities	One-person households	With female head of family	With roomers, boarders, or lodgers
523	21	–	–	33	5	9	3	9	–	7	3	4.0	3900	–	2	...	...	...	–	–	–	4	–	–
524	20	–	–	25	20	7	–	7	–	7	–	4.4	9500	–	–	–	–	–	–	1	1	1	1	–
601	7	–	–	43	14	3	...	...	...	...	...	...	...	–	...	...	...	...	–	...	...	...	...	...
602	19	–	–	32	16	6	–	6	–	6	–	5.2	10000	–	–	–	–	–	–	–	–	–	–	1
603	5	–	–	–	20	3	...	...	...	...	...	...	...	–	...	...	...	...	–	...	...	...	...	...
604	22	–	–	50	–	5	–	5	–	3	...	...	...	–	2	...	...	...	–	1	1	–	–	–
605	28	–	–	43	14	8	–	8	–	8	–	3.9	7100	–	–	–	–	–	–	2	2	3	–	–
607	5	–	–	40	–	1	...	...	...	...	...	...	...	–	...	...	...	...	–	...	...	...	...	...
608	31	–	–	52	–	8	–	8	–	4	...	...	...	–	3	...	...	...	–	2	2	–	–	–
609	67	–	–	42	3	18	1	18	–	15	1	5.4	16900	–	3	...	...	...	–	2	2	2	1	–
610	23	–	–	44	9	6	–	6	–	5	–	5.4	15800	–	1	...	...	...	–	1	1	–	–	–
611	56	–	–	32	–	22	–	3	–	19	–	4.5	...	–	3	...	...	...	–	1	1	4	4	–
612	9	–	–	33	–	2	...	...	...	...	...	...	...	–	...	...	...	...	–	...	...	...	...	...
613	25	–	–	48	8	7	–	5	–	6	–	4.8	8300	–	1	...	...	...	–	1	1	2	–	–
614	5	–	–	20	20	2	...	...	...	...	...	...	...	–	...	...	...	...	–	...	...	...	...	...
615	6	–	–	–	–	4	...	...	...	...	...	...	...	–	...	...	...	...	–	...	...	...	...	...
616	16	–	–	31	19	6	2	6	–	5	2	3.8	9200	–	1	...	...	...	–	1	1	1	–	1
11	3889	5	–	31	20	1518	154	1268	12	1020	67	5.1	7800	4	409	69	4.0	73	4	100	90	397	156	29
101	4	...	...	...	...	3	...	...	...	...	...	...	...	...	...	...	...	...	...	...	...	...	...	...
102	8	–	–	–	63	5	2	5	–	2	...	...	...	–	3	...	...	...	–	–	–	2	–	–
103	63	8	–	33	22	21	3	20	–	16	3	4.8	4500	6	5	–	4.2	33	–	4	3	4	2	–
104	8	–	–	50	13	3	...	...	...	...	...	...	...	–	...	...	...	...	–	...	...	...	...	...
105	28	–	–	71	4	5	4	5	–	4	...	...	...	–	1	...	...	...	–	4	1	1	2	–
106	34	47	–	47	6	11	6	11	–	7	5	4.3	3500	29	3	...	...	...	...	2	1	4	2	–
107	20	30	–	15	10	9	4	9	–	5	2	4.6	5700	60	4	...	...	...	...	–	–	2	1	–
108	16	6	–	19	31	9	2	8	–	5	–	3.8	4100	–	3	...	...	...	...	–	–	3	–	–
109	19	53	–	42	26	7	3	6	–	5	3	3.8	...	20	1	...	...	...	...	1	1	2	1	–
110	33	55	–	46	–	15	7	14	–	7	1	4.4	4400	43	3	...	...	...	...	3	3	3	–	–
111	8	75	–	13	25	4	...	...	...	...	...	...	...	...	...	...	...	...	...	...	...	...	...	...	...
112	112	34	–	43	13	39	14	39	–	21	9	4.6	4700	29	13	2	4.5	54	23	4	3	6	9	1
113	10	–	–	10	60	8	–	6	–	6	–	4.2	6200	–	1	...	...	...	–	–	–	4	1	–
114	19	100	–	47	11	8	–	8	–	6	–	5.0	4800	100	2	...	...	...	...	1	1	3	2	–
115	54	83	–	52	6	15	4	15	–	14	4	5.2	4900	71	–	–	–	–	–	4	3	4	3	–
116	25	64	–	52	12	7	3	7	–	5	2	4.4	4100	60	–	–	–	–	–	2	2	–	1	–
117	66	26	–	39	11	21	2	21	–	17	1	5.8	6500	24	2	...	...	...	...	–	–	2	4	–
118	80	–	–	44	18	25	1	23	–	20	–	5.1	6300	–	4	...	...	...	–	4	4	4	5	–
119	66	–	–	32	24	24	3	24	–	18	2	4.6	5000	–	4	...	...	...	–	2	2	3	2	–
201	54	–	–	41	19	16	–	12	–	11	–	5.5	6500	–	4	...	...	...	–	2	2	2	3	–
203	48	–	–	46	13	14	–	14	–	11	–	5.2	7500	–	3	...	...	...	–	1	1	3	3	–
206	37	–	–	19	19	15	–	15	–	11	–	4.8	6200	–	4	...	...	...	–	1	1	2	–	–
209	36	–	–	36	3	18	2	10	–	4	...	...	...	–	9	2	3.7	61	–	2	2	4	4	–
210	65	–	–	39	9	23	2	17	–	14	1	5.4	6600	–	8	–	3.9	83	–	2	2	7	5	–
211	65	–	–	32	23	26	3	23	–	17	3	4.5	5200	–	9	–	3.9	54	–	1	1	10	2	–
212	51	–	–	28	16	25	3	16	1	18	2	4.2	6200	–	4	...	...	...	–	1	–	6	4	1
213	65	–	–	19	20	30	1	20	–	18	–	5.0	6800	–	11	1	3.3	81	–	2	2	9	2	–
214	21	–	–	5	48	11	–	8	–	5	–	5.0	...	–	6	–	4.3	90	–	–	–	4	1	1
215	45	–	–	22	27	17	1	17	–	15	1	5.0	10100	–	2	...	...	...	–	–	–	3	2	1
216	23	–	–	22	48	10	–	10	–	9	–	4.4	6500	–	1	...	...	...	–	–	–	3	–	–
217	44	–	–	36	9	15	3	10	–	7	1	6.1	9100	–	8	2	4.5	74	–	2	2	5	1	1
218	79	–	–	30	24	29	–	28	–	23	–	5.1	8000	–	4	...	...	...	–	–	–	3	3	1
219	17	–	–	59	12	7	–	7	–	3	...	...	...	–	2	...	...	...	–	2	2	2	1	–
220	43	–	–	23	21	24	–	14	–	11	–	5.7	7400	–	9	–	3.9	88	–	–	–	7	2	–
221	53	–	–	42	21	19	–	14	–	9	–	5.7	8400	–	10	–	4.1	88	–	2	2	7	2	–
222	17	–	–	6	35	10	–	5	–	4	...	...	...	–	6	–	3.0	63	–	–	–	6	1	–
223	16	–	–	13	50	10	3	2	–	2	...	...	...	–	7	2	3.7	61	–	–	–	4	3	–
224	33	–	12	15	6	16	2	15	–	6	2	4.3	7700	–	8	–	5.0	69	–	–	–	6	1	–
301	94	–	–	22	22	39	–	34	–	27	–	5.7	10800	–	10	–	5.1	92	–	–	–	6	3	3
302	43	–	–	23	23	20	1	14	–	14	–	4.9	10800	–	3	...	...	...	–	–	–	5	3	1
304	15	–	–	–	20	11	1	5	–	6	–	4.8	...	–	4	...	...	...	–	–	–	6	1	–
305#	22	–	–	–	36	19	12	6	11	3	...	...	...	–	14	12	1.1	35	–	–	–	14	–	–
306	56	–	–	23	21	25	–	16	–	13	–	5.2	10100	–	11	–	3.6	98	–	1	1	8	3	–
307#	33	–	–	21	33	15	3	9	–	9	–	5.0	8100	–	6	3	1.8	40	–	2	1	8	1	–
308	41	–	–	37	10	14	1	14	–	10	1	5.6	7700	–	3	...	...	...	–	1	1	2	1	–
309#	47	–	–	17	17	21	5	14	–	13	1	5.1	7800	–	8	4	3.4	64	–	–	–	8	1	–
310	62	2	2	29	27	21	6	16	–	12	3	5.8	9400	–	9	3	3.4	76	11	2	2	6	2	1
311	39	–	–	39	13	11	–	11	–	11	–	5.3	6700	–	–	–	–	–	–	2	2	4	1	–
312	36	–	–	36	25	15	2	15	–	12	1	4.4	5700	–	2	...	...	...	–	1	1	4	2	–
313#	44	–	–	30	32	20	7	14	–	11	2	5.2	5700	–	8	4	3.5	87	–	1	1	7	3	–
314	93	–	1	39	11	32	3	28	–	23	1	5.1	6800	–	8	2	3.9	77	–	–	–	6	4	1
315	25	–	–	16	40	13	–	9	–	10	–	5.5	6500	–	2	...	...	...	–	–	–	6	1	2
316	41	–	–	27	37	17	1	16	–	11	1	5.3	8200	–	4	...	...	...	–	2	2	3	3	1
317#	78	–	–	35	28	37	4	30	–	21	–	4.8	6300	–	11	3	3.0	82	–	3	3	11	8	1
318	92	–	2	32	12	29	1	25	–	23	–	5.7	8200	–	6	1	4.7	...	–	3	3	5	4	–
319	25	–	–	12	20	12	1	6	–	4	...	...	...	–	7	1	3.3	64	–	–	–	4	–	–
320	5	–	100	–	–	–	–	–	–	–	–	–	–	–	–	–	–	–	–	–	–	–	–	–
322	34	–	–	9	35	15	1	12	–	7	1	4.4	9800	–	8	–	4.8	79	–	–	–	2	1	2
323	60	–	–	40	13	21	–	20	–	16	–	5.6	9400	–	4	...	...	...	–	2	2	5	1	–
324	33	–	–	15	30	16	–	11	–	9	–	5.7	14400	–	6	–	5.7	...	–	–	–	5	1	–
325	72	–	–	35	11	26	–	19	–	17	–	5.9	11300	–	7	–	4.0	89	–	2	2	6	1	–
401	50	–	–	28	20	19	–	18	–	17	–	5.9	10800	–	1	...	...	...	–	1	1	3	1	–
402#	90	–	–	32	17	30	–	28	–	23	–	5.0	7300	–	7	–	5.0	94	–	1	1	6	–	–
403	66	–	–	32	20	24	3	14	–	16	–	4.9	7600	–	8	3	3.8	54	–	2	2	8	3	3
404	44	–	5	43	23	14	2	10	–	6	1	4.7	6200	–	8	1	4.1	78	–	3	2	5	2	–
405	11	–	–	9	18	5	–	5	–	3	...	...	...	–	2	...	...	...	–	–	–	2	–	–
407#	93	–	–	20	25	43	5	34	–	28	2	4.9	7600	–	9	–	3.4	106	–	1	1	10	2	3
408	34	–	–	18	32	12	–	12	–	12	–	4.7	5500	–	–	–	–	–	–	1	1	1	1	–
409	21	–	–	33	19	9	1	8	–	4	...	...	...	–	4	...	...	...	–	1	1	2	–	–
410	13	–	–	23	15	4	...	...	...	...	...	...	...	...	...	...	...	...	...	...	...	...	...	...
411	62	–	–	32	15	26	2	24	–	14	1	5.0	8500	–	9	–	4.6	73	–	–	–	7	1	1

[Data exclude vacant seasonal and vacant migratory housing units. For minimum base for derived figures (percent, average, etc.) and meaning of symbols, see text]

Blocks Within Census Tracts	Percent of total population				Year-round housing units				Occupied housing units												
							Units in—		Owner					Renter					1.01 or more persons per room				
	Total population	Negro	In group quarters	Under 18 years	62 years and over	Total	Lacking some or all plumbing facilities	One-unit structures	Structures of 10 or more units	Total	Lacking some or all plumbing facilities	Average number of rooms	Average value (dollars)	Percent Negro	Total	Lacking some or all plumbing facilities	Average number of rooms	Average contract rent (dollars)	Percent Negro	Total	With all plumbing facilities	One-person households	With female head of family	With roomers, boarders, or lodgers
412	95	–	–	24	32	40	4	35	–	35	3	4.9	8400	–	5	1	4.8	...	–	1	1	14	5	–
413	101	–	–	25	27	43	–	42	–	33	–	4.9	8400	–	8	–	4.4	85	–	4	4	14	3	–
414	75	–	–	31	12	23	1	23	–	19	–	4.9	8600	–	3	...	...	...	–	2	2	3	3	1
415	74	–	–	35	28	25	1	23	–	22	1	5.3	9700	–	3	...	...	...	–	3	3	5	1	–
416	44	–	–	27	21	16	–	15	–	14	–	5.4	10500	–	1	...	...	...	–	1	1	2	3	–
417	59	–	–	39	14	21	–	18	–	17	–	5.6	11300	–	3	...	...	...	–	2	2	5	1	–
418	128	2	–	29	27	50	4	46	–	41	–	5.3	8900	2	9	4	4.3	69	–	2	2	14	4	1
419	63	–	–	38	19	21	1	19	–	16	1	5.4	9400	–	4	...	...	...	–	–	–	3	2	2
420	65	–	–	39	14	22	–	16	–	13	–	5.0	11000	–	8	–	5.0	101	–	2	2	8	–	–
421	69	–	–	22	20	28	–	26	–	22	–	5.9	9600	–	5	–	4.2	...	–	–	–	6	–	–
422	57	–	–	26	14	20	–	17	–	18	–	5.4	10200	–	2	...	...	...	–	2	2	5	–	–
12	3722	11	–	34	15	1324	166	1251	3	991	101	4.6	6500	9	277	47	4.2	63	12	153	123	265	133	31
101	23	–	–	22	4	7	1	7	–	6	–	4.8	7400	–	1	...	...	...	–	1	1	–	–	1
102	5	–	–	–	40	3	...	...	...	...	...	...	...	–	...	...	...	...	–	...	...	...	...	...
103	31	–	–	39	7	8	3	8	–	8	3	4.0	6400	–	–	–	–	–	–	3	3	1	–	–
104	2	...	...	...	...	1	...	...	...	...	...	...	...	...	...	...	...	...	...	...	...	...	...	...
105	20	–	–	5	60	8	2	8	–	8	2	4.4	5800	–	–	–	–	–	–	1	–	2	–	–
106	6	–	–	33	17	2	...	...	...	...	...	...	...	–	...	...	...	...	–	...	...	...	...	...
107	13	–	–	46	8	4	...	...	...	...	...	...	...	–	...	...	...	...	–	...	...	...	...	...
108	10	–	–	30	10	4	...	...	...	...	...	...	...	–	...	...	...	...	–	...	...	...	...	...
109	25	–	–	56	–	6	5	6	–	2	...	...	...	–	4	...	...	...	–	2	1	–	–	–
110	10	–	–	40	10	4	...	...	...	...	...	...	...	–	...	...	...	...	–	...	...	...	...	...
112	14	–	–	36	29	5	3	5	–	4	...	...	...	–	1	...	...	...	–	–	–	–	1	–
113	16	–	–	31	25	6	5	6	–	3	...	...	...	–	3	...	...	...	–	2	–	2	–	1
114	19	–	–	37	11	7	3	7	–	6	2	4.7	6600	–	1	...	...	...	–	1	–	2	1	–
115	9	–	–	22	22	5	2	5	–	5	2	4.2	3500	–	–	–	–	–	–	–	–	3	–	–
116	2	...	...	...	...	1	...	...	...	...	...	...	...	...	...	...	...	...	...	...	...	...	...	...
117	23	–	–	35	26	8	1	8	–	8	1	4.6	4800	–	–	–	–	–	–	1	1	2	1	–
201	34	–	–	38	24	14	4	14	–	11	2	4.4	5000	–	2	...	...	...	–	2	1	5	–	–
202	36	–	–	36	19	10	3	10	–	6	2	4.0	4400	–	4	...	...	...	–	3	2	1	–	–
203	15	–	–	33	33	6	–	6	–	4	...	...	...	–	1	...	...	...	–	1	1	–	–	–
204	23	–	–	22	30	10	2	10	–	9	2	4.7	6400	–	1	...	...	...	–	–	–	4	2	1
205	14	–	–	29	14	5	1	5	–	4	...	...	...	–	1	...	...	...	–	–	–	–	1	1
206	48	–	–	38	13	13	1	13	–	11	1	4.5	5300	–	2	...	...	...	–	4	4	1	1	–
207	52	–	–	42	10	18	8	18	–	13	8	4.1	6300	–	4	...	...	...	–	3	2	3	4	–
208	7	–	–	29	43	2	...	...	...	...	...	...	...	–	...	...	...	...	–	...	...	...	...	...
209	26	–	–	50	8	5	3	5	–	4	...	...	...	–	1	...	...	...	–	3	1	1	–	–
210	22	–	–	27	23	7	1	7	–	5	1	5.6	5200	–	2	...	...	...	–	1	1	1	1	1
212	28	–	–	50	–	8	–	8	–	6	–	4.2	5800	–	1	...	...	...	–	3	3	1	2	–
213	34	–	–	47	12	9	–	9	–	8	–	4.3	4800	–	1	...	...	...	–	3	3	–	1	–
214	29	–	–	24	17	12	6	12	–	10	6	4.4	4100	–	1	...	...	...	–	1	–	2	–	–
215	10	–	–	–	40	8	2	8	–	6	–	4.3	5700	–	–	–	–	–	–	–	–	2	–	–
216	20	–	–	45	–	5	1	5	–	5	1	4.6	...	–	–	–	–	–	–	–	–	1	–	–
217	11	–	–	9	36	6	–	6	–	6	–	4.5	8300	–	–	–	–	–	–	–	–	3	–	–
218	42	–	–	45	17	11	1	11	–	10	–	5.2	5900	–	1	...	...	...	–	3	3	1	3	–
219	31	–	–	19	10	12	2	12	–	11	1	4.6	6700	–	1	...	...	...	–	1	1	1	2	–
220	22	–	–	32	32	8	–	8	–	7	–	5.0	8300	–	1	...	...	...	–	–	–	1	–	–
221	22	–	–	36	18	7	2	7	–	6	2	4.7	5700	–	–	–	–	–	–	1	–	1	1	–
301	23	–	–	26	26	8	1	8	–	7	1	4.0	9400	–	1	...	...	...	–	1	1	1	–	–
302	36	–	–	22	17	10	–	10	–	9	–	4.7	7600	–	1	...	...	...	–	1	1	–	–	–
303	31	–	–	26	19	12	–	12	–	12	–	4.4	6800	–	–	–	–	–	–	1	1	1	3	–
304	31	–	–	39	7	13	–	12	–	10	–	4.8	8500	–	1	...	...	...	–	1	1	2	2	–
305	30	–	–	23	23	13	2	13	–	12	1	4.4	7500	–	1	...	...	...	–	–	–	4	2	–
306	33	–	–	27	18	14	2	14	–	12	2	4.6	6700	–	2	...	...	...	–	2	2	7	–	–
307	39	–	–	33	15	13	–	13	–	12	–	4.9	10000	–	1	...	...	...	–	1	1	3	–	–
308	14	–	–	21	7	7	–	7	–	6	–	5.0	9600	–	–	–	–	–	–	–	–	1	–	–
309	30	–	–	17	17	12	–	12	–	11	–	4.5	9400	–	1	...	...	...	–	1	1	3	–	–
310	21	–	–	–	43	12	1	12	–	10	–	4.0	7000	–	2	...	...	...	–	–	–	5	–	2
311	16	–	–	13	13	7	–	7	–	6	–	4.5	6200	–	1	...	...	...	–	–	–	1	2	–
312	25	–	–	16	28	11	2	11	–	10	1	3.8	7900	–	1	...	...	...	–	–	–	3	2	–
401	16	–	–	31	19	7	2	5	–	6	2	4.2	...	–	1	...	...	...	–	–	–	3	1	–
402	16	–	–	19	44	7	–	7	–	7	–	4.1	6600	–	–	–	–	–	–	1	1	1	–	–
403	17	–	–	41	6	6	–	6	–	4	...	...	...	–	2	...	...	...	–	–	–	2	–	–
404	9	–	–	22	22	4	...	...	...	...	...	...	...	–	...	...	...	...	–	...	...	...	...	...
405	34	–	–	27	15	14	4	13	–	10	2	4.3	5700	–	4	...	...	...	–	2	–	4	–	2
406	39	–	–	39	8	12	–	12	–	11	–	4.9	8700	–	1	...	...	...	–	–	–	1	1	–
407	51	–	–	28	14	17	4	17	–	13	3	4.2	5500	–	3	...	...	...	–	1	1	3	–	1
408	24	–	–	25	13	10	1	10	–	9	1	4.4	5000	–	–	–	–	–	–	1	1	1	1	–
409	24	–	–	42	4	8	–	8	–	7	–	4.6	6900	–	–	–	–	–	–	2	2	3	1	–
410	4	...	...	...	...	1	...	...	...	...	...	...	...	...	...	...	...	...	...	...	...	...	...	...
411	66	–	–	46	5	18	1	18	–	15	1	4.3	7200	–	3	...	...	...	–	3	3	1	2	–
412#	55	9	–	51	7	14	1	14	–	6	–	4.0	4900	–	8	1	4.0	53	13	3	2	2	2	–
413	48	–	–	29	8	17	2	17	–	15	2	4.6	7200	–	2	...	...	...	–	2	2	3	–	–
414	49	–	–	29	22	21	1	21	–	15	–	4.0	8100	–	4	...	...	...	–	1	–	1	3	–
501	51	–	–	24	14	18	–	16	–	16	–	4.3	8400	–	2	...	...	...	–	1	1	1	2	2
502	71	–	–	34	14	25	1	23	–	17	–	4.5	7200	–	8	1	3.6	69	–	4	3	5	–	–
503	48	–	–	40	13	15	1	15	–	11	1	4.7	7100	–	4	...	...	...	–	3	3	3	1	–
504	20	–	–	5	35	12	–	11	–	6	–	4.5	5600	–	6	–	3.0	50	–	–	–	5	1	–
505	45	–	–	27	20	17	2	17	–	15	2	4.5	5100	–	2	...	...	...	–	3	3	4	2	–
506	24	–	–	17	17	10	3	8	–	10	3	4.3	7800	–	–	–	–	–	–	–	–	3	–	–
507	70	–	–	33	13	23	–	23	–	20	–	5.1	7600	–	3	...	...	...	–	3	3	3	3	1
508	43	–	–	37	14	15	2	15	–	8	–	4.3	4900	–	7	2	4.0	64	–	1	–	4	3	–
509	85	9	–	44	11	29	6	29	–	17	4	4.0	5100	6	9	1	4.3	68	22	6	5	6	4	1
510	75	57	–	41	9	22	4	20	–	18	3	4.7	4300	33	3	...	...	...	...	5	3	4	–	1
511	52	40	–	29	14	20	1	20	–	13	–	5.0	5000	31	6	1	4.7	...	33	–	–	2	4	–
512	69	7	–	38	13	23	3	20	–	15	2	4.9	5400	13	6	–	4.0	63	–	3	2	3	–	–
513	42	12	–	24	31	20	–	20	–	17	–	4.7	6900	18	1	...	...	...	...	–	–	5	–	1
514	60	15	–	40	12	19	–	19	–	16	–	5.2	7300	25	3	...	...	...	...	3	3	2	3	–
601	67	–	–	25	19	27	–	25	–	20	–	4.9	6700	–	7	–	4.0	78	–	2	2	8	–	1

[Data exclude vacant seasonal and vacant migratory housing units. For minimum base for derived figures (percent, average, etc.) and meaning of symbols, see text]

Blocks Within Census Tracts	Total population	Percent of total population				Year-round housing units			Occupied housing units													
								Units in—	Owner					Renter					1.01 or more persons per room				
		Negro	In group quarters	Under 18 years	62 years and over	Total	Lacking some or all plumbing facilities	One-unit structures	Structures of 10 or more units	Total	Lacking some or all plumbing facilities	Average number of rooms	Average value (dollars)	Percent Negro	Total	Lacking some or all plumbing facilities	Average number of rooms	Average contract rent (dollars)	Percent Negro	Total	With all plumbing facilities	One-person households	With female head of family	With roomers, boarders, or lodgers
603	97	–	–	42	13	34	2	29	–	20	2	5.2	6900	–	12	–	4.4	58	–	5	5	9	6	–
604#	101	–	–	37	9	33	1	23	–	18	1	5.0	5600	–	13	–	4.4	105	–	4	4	4	3	4
605	28	–	–	36	11	9	–	8	–	5	–	5.2	5200	–	4	...	...	...	–	2	2	3	2	1
606	29	–	–	28	31	17	8	12	–	8	2	5.1	5200	–	4	...	...	...	–	1	1	4	1	–
607	70	–	–	40	14	20	1	18	–	14	–	5.6	6600	–	5	–	4.2	63	–	3	3	2	4	–
608	61	–	–	26	13	25	1	22	–	19	–	5.2	7700	–	5	1	3.8	...	–	1	1	6	3	1
609	74	–	–	38	10	24	–	20	–	14	–	4.6	7800	–	9	–	4.0	76	–	3	3	3	4	–
610	69	–	–	28	7	25	1	24	–	17	–	5.1	8000	–	7	1	4.0	64	–	1	1	3	3	–
611	35	23	–	49	3	11	1	10	–	7	1	5.4	6100	29	4	...	...	...	...	1	–	3	2	–
612	60	93	–	37	30	20	2	20	–	15	2	5.0	5200	87	4	...	...	..	...	2	2	4	5	1
613	76	87	–	28	32	28	3	28	–	25	2	4.9	5400	76	3	...	...	...	...	3	2	5	6	1
614	59	95	–	51	10	16	1	16	–	10	1	4.8	4400	80	5	–	5.2	47	100	4	4	2	7	–
615	31	–	–	32	19	21	7	6	–	10	2	3.8	4100	–	5	2	4.0	58	–	1	1	9	2	–
616	49	41	–	45	8	14	4	11	3	6	1	5.7	6100	50	7	3	3.4	63	57	3	3	4	2	1
617	47	57	–	26	26	18	1	18	–	13	1	4.8	7900	31	5	–	4.6	71	60	1	1	6	2	–
701	46	30	–	35	7	14	–	14	–	7	–	4.7	8400	29	6	–	5.0	47	33	2	2	2	2	–
702	31	19	–	19	23	13	2	12	–	7	–	5.3	6200	–	6	2	4.5	48	17	–	–	3	–	–
703	29	–	–	17	24	12	2	12	–	10	2	4.7	6700	–	2	...	...	...	–	–	–	2	–	–
704	37	–	–	32	16	11	2	9	–	8	1	4.0	6200	–	3	...	...	...	–	2	1	–	–	–
705	59	–	–	51	9	14	3	13	–	10	2	4.6	11600	–	3	...	...	...	–	4	2	4	2	–
706	24	–	–	21	29	13	3	13	–	9	1	4.3	6500	–	1	...	...	...	–	1	–	4	–	–
707	18	–	–	22	11	7	–	7	–	7	–	5.6	8700	–	–	–	–	–	–	–	–	2	–	–
708	43	–	–	42	9	14	–	14	–	12	–	4.3	9100	–	2	...	...	...	–	2	2	3	1	–
709	29	–	–	38	–	8	1	8	–	5	–	4.0	6200	–	3	...	...	...	–	1	–	1	–	–
710	53	–	–	43	11	16	2	16	–	10	1	5.0	3800	–	5	–	4.6	79	–	3	3	2	2	2
711	27	22	–	30	15	12	1	12	–	11	1	4.4	7200	9	1	...	...	...	...	1	1	5	1	1
712	28	18	–	29	25	12	–	11	–	9	–	5.2	5800	33	3	...	...	...	...	1	1	4	2	–
713	18	78	–	33	–	8	–	8	–	5	–	5.2	5600	60	1	...	...	...	...	1	1	–	–	–
714	37	65	–	19	32	17	2	17	–	14	–	4.8	5000	57	2	...	...	...	...	1	1	4	3	1
13	2584	–	4	31	16	863	61	771	–	684	45	4.9	10400	–	155	13	4.0	85	–	73	65	154	62	8
101	19	–	–	26	5	8	–	8	–	7	–	4.7	11200	–	1	...	...	...	–	–	–	2	–	–
103	16	–	–	25	13	5	–	5	–	5	–	4.2	10300	–	–	–	–	–	–	1	1	–	–	–
104	3	...	...	...	...	1	...	...	...	...	...	...	...	...	...	...	...	...	...	...	...	...	...	...
109	53	–	–	28	4	21	1	20	–	19	1	5.0	11100	–	2	...	...	...	–	2	2	4	2	–
111	68	–	4	43	3	18	–	18	–	16	–	5.3	12900	–	–	–	–	–	–	2	2	–	–	–
112	104	–	–	39	8	27	–	27	–	24	–	5.1	13000	–	3	...	...	...	–	6	6	1	2	–
113	7	–	–	29	43	4	...	...	...	...	...	...	...	–	...	...	...	...	–	...	...	...	...	...
114	41	–	–	29	5	13	–	13	–	11	–	4.4	6400	–	2	...	...	...	–	1	1	1	–	–
115	11	–	–	9	27	7	–	7	–	1	...	...	...	–	6	–	3.5	65	–	–	–	4	–	–
116	32	–	–	22	19	15	–	4	–	15	–	4.1	...	–	–	–	–	–	–	–	–	5	2	–
201	34	–	–	27	27	16	–	16	–	11	–	4.6	6900	–	1	...	...	...	–	1	1	2	3	–
202#	143	–	–	31	18	59	12	50	–	42	7	4.7	6300	–	11	4	3.2	63	–	6	6	17	7	1
204	16	–	–	31	13	8	2	8	–	5	1	4.2	...	–	2	...	...	...	–	–	–	4	–	–
205	27	–	–	22	26	9	2	9	–	6	1	4.7	5800	–	3	...	...	...	–	1	1	1	–	1
206	24	–	–	29	25	8	1	8	–	4	...	...	...	–	4	...	...	...	–	1	–	1	2	–
208	5	–	–	–	40	3	...	...	...	...	...	...	...	–	...	...	...	...	–	...	...	...	...	...
209	9	11	–	44	11	3	...	...	...	...	...	...	...	...	...	...	...	...	...	...	...	...	...	...
210	7	–	–	71	–	1	...	...	...	...	...	...	...	...	...	...	...	...	...	...	...	...	...	...
212	24	–	–	33	13	9	2	9	–	9	2	4.8	6500	–	–	–	–	–	–	1	–	2	1	–
213	52	–	–	37	6	17	1	14	–	15	1	4.3	7500	–	2	...	...	...	–	2	2	4	1	–
214	39	–	–	41	10	13	2	13	–	11	2	4.6	5400	–	2	...	...	...	–	2	1	3	1	–
215	34	–	–	24	24	13	3	13	–	9	3	4.2	4100	–	4	...	...	...	–	1	1	1	2	–
216	12	–	–	17	17	7	1	6	–	6	1	4.5	7300	–	–	–	–	–	–	–	–	1	2	–
217#	48	–	–	33	21	17	5	17	–	12	4	4.5	4600	–	5	1	4.0	65	–	2	2	3	3	–
218	19	–	–	21	26	6	2	5	–	4	...	...	...	–	2	...	...	...	–	–	–	–	1	–
301	21	–	–	48	10	6	1	6	–	6	1	4.7	7100	–	–	–	–	–	–	2	2	2	–	–
302	42	–	–	50	5	10	2	9	–	8	–	4.6	5400	–	2	...	...	...	–	2	2	–	–	–
304	75	–	–	37	9	21	–	21	–	21	–	5.3	15000	–	–	–	–	–	–	3	3	4	1	–
305	39	–	–	39	13	12	–	12	–	11	–	4.5	9700	–	1	...	...	...	–	1	1	1	1	–
306	18	–	–	11	28	7	1	5	–	6	1	3.5	...	–	1	...	...	...	–	1	–	1	–	–
307	28	–	–	43	4	7	–	6	–	6	–	5.7	5700	–	1	...	...	...	–	1	1	–	–	1
308	11	–	–	73	–	2	...	...	...	...	...	...	...	–	...	...	...	...	–	...	...	...	...	...
309	30	–	–	27	3	12	1	4	–	4	...	...	...	–	8	–	2.5	95	–	1	–	3	–	3
310	6	–	–	33	17	2	...	...	...	...	...	...	...	–	...	...	...	...	–	...	...	...	...	...
311	8	–	–	38	25	3	...	...	...	...	...	...	...	–	...	...	...	...	–	...	...	...	...	...
313	120	6	92	2	86	6	1	3	–	3	...	...	...	...	3	...	...	...	...	–	–	4	–	–
401	34	–	–	38	12	10	–	10	–	8	–	5.5	12700	–	2	...	...	...	–	1	1	–	2	–
402	56	–	–	23	9	18	–	18	–	17	–	4.6	15100	–	1	...	...	...	–	–	–	–	–	–
403	39	–	–	39	8	11	–	11	–	9	–	4.9	9300	–	2	...	...	...	–	2	2	1	–	–
404	67	–	–	51	3	17	–	17	–	17	–	5.3	15400	–	–	–	–	–	–	1	1	–	1	–
405	95	–	–	42	–	24	–	24	–	22	–	4.9	13900	–	2	...	...	...	–	5	5	1	–	–
406	77	–	–	40	3	21	–	21	–	19	–	5.0	13800	–	2	...	...	...	–	3	3	–	–	–
407	101	–	–	31	14	32	2	32	–	32	2	5.1	10400	–	–	–	–	–	–	3	1	3	–	–
409	10	–	–	30	10	4	...	...	...	...	...	...	...	–	...	...	...	...	–	...	...	...	...	...
410	24	–	–	54	–	5	–	5	–	4	...	...	...	–	1	...	...	...	–	2	2	–	1	–
411	13	–	–	31	39	5	2	5	–	5	2	3.8	...	–	–	–	–	–	–	–	–	1	–	–
412	18	–	–	39	6	7	3	7	–	4	...	...	...	–	1	...	...	...	–	1	1	1	–	–
413	17	–	–	41	–	4	...	...	...	...	...	...	...	–	...	...	...	...	–	...	...	...	...	...
414	4	...	...	...	...	4	...	...	...	...	...	...	...	...	...	...	...	...	...	...	...	...	...	...
501	11	–	–	27	18	5	–	5	–	5	–	5.2	15300	–	–	–	–	–	–	–	–	2	–	–
502	12	–	–	–	33	7	–	7	–	5	–	4.6	13300	–	2	...	...	...	–	–	–	2	1	–
503	14	–	–	29	7	6	–	6	–	6	–	4.2	12900	–	–	–	–	–	–	1	1	2	–	–
504	8	–	–	38	13	4	...	...	...	...	...	...	...	–	...	...	...	...	–	...	...	...	...	...
505	43	–	–	30	23	15	–	11	–	13	–	5.5	10100	–	1	...	...	...	–	...	...	...	...	...
506	13	–	–	31	23	6	–	6	–	5	–	4.8	10800	–	–	–	–	–	–	–	–	–	4	1
509	40	–	–	30	10	14	–	11	–	10	–	4.5	7300	–	4	...	...	...	–	–	–	1	–	–
510	46	–	–	33	7	12	–	12	–	11	–	6.0	11300	–	1	...	...	...	–	1	1	2	2	1
511	55	–	–	20	18	25	–	25	–	20	–	4.9	11400	–	4	...	...	...	–	–	–	1	1	–
512	61	–	–	21	20	22	–	22	–	20	–	4.8	13300	–	2	...	...	...	–	1	1	2	1	–

[Data exclude vacant seasonal and vacant migratory housing units. For minimum base for derived figures (percent, average, etc.) and meaning of symbols, see text]

Blocks Within Census Tracts	Total population	Percent of total population				Year-round housing units				Occupied housing units												
								Units in—		Owner					Renter					1.01 or more persons per room				
		Negro	In group quarters	Under 18 years	62 years and over	Total	Lacking some or all plumbing facilities	One-unit structures	Structures of 10 or more units	Total	Lacking some or all plumbing facilities	Average number of rooms	Average value (dollars)	Percent Negro	Total	Lacking some or all plumbing facilities	Average number of rooms	Average contract rent (dollars)	Percent Negro	Total	With all plumbing facilities	One-person households	With female head of family	With roomers, boarders, or lodgers
513	64	–	–	22	23	28	–	28	–	25	–	5.1	14000	–	3	...	...	...	–	–	–	6	2	–
514	53	–	–	28	25	22	–	22	–	21	–	5.2	15200	–	1	...	...	...	–	–	–	7	–	–
515	45	–	–	11	18	22	–	13	–	11	–	5.5	12400	–	10	–	4.1	118	–	–	–	4	3	–
516#	43	–	–	28	33	17	–	17	–	11	–	5.5	12900	–	6	–	5.5	112	–	–	–	4	1	–
517	47	–	–	28	15	21	–	13	–	6	–	5.7	12300	–	14	–	4.2	107	–	–	–	9	–	–
518	22	–	–	27	18	7	–	7	–	4	...	...	...	–	3	...	...	...	–	–	–	1	1	–
519	41	–	–	29	10	14	1	10	–	10	1	5.5	9300	–	4	...	...	...	–	–	–	4	1	–
520	22	–	–	23	27	13	–	6	–	5	–	5.0	...	–	8	–	2.3	93	–	–	–	9	–	–
522	38	–	–	26	24	12	5	12	–	11	4	4.7	7400	–	1	...	...	...	–	1	1	1	–	–
524	24	–	–	42	13	7	3	7	–	5	3	4.2	5600	–	2	...	...	...	–	2	1	2	–	–
525	14	–	–	50	–	3	...	...	...	...	...	...	...	–	...	...	...	...	–	...	...	...	...	...
526	26	–	–	35	8	7	2	6	–	5	2	5.2	...	–	2	...	...	...	–	1	1	1	1	–
903	20	–	–	40	–	5	–	5	–	4	...	...	...	–	1	...	...	...	–	–	–	–	1	–
910	22	–	–	23	–	11	–	1	–	11	–	4.5	–	–	–	–	–	–	–	–	–	4	1	–
14	4220	–	2	28	22	1564	19	1346	16	1210	10	5.8	20600	–	302	5	4.3	103	1	39	39	331	116	18
101	43	–	–	35	–	12	–	10	–	7	–	7.6	30600	–	4	...	...	...	–	–	–	–	1	–
103	146	–	–	40	6	46	–	39	–	32	–	5.6	18800	–	12	–	3.3	114	–	2	2	7	4	–
104	42	–	–	48	5	12	–	12	–	11	–	7.3	27600	–	1	...	...	...	–	–	–	2	–	–
105	37	–	–	27	35	19	–	6	–	6	–	7.2	21800	–	13	–	4.2	147	–	1	1	8	3	–
107	79	–	–	34	22	27	1	18	–	16	1	6.7	24900	–	9	–	4.6	81	–	1	1	5	2	–
108	25	–	–	36	24	9	–	9	–	9	–	6.4	23800	–	–	–	–	–	–	–	–	3	–	–
109	45	–	–	31	27	15	–	15	–	14	–	6.7	22300	–	1	...	...	...	–	–	–	3	1	–
110	41	–	–	51	15	12	–	12	–	12	–	6.8	29300	–	–	–	–	–	–	–	–	4	–	–
111	53	–	–	43	15	15	–	15	–	13	–	6.5	27800	–	2	...	...	...	–	–	–	2	1	–
112	58	–	–	29	12	24	–	16	–	14	–	6.4	22300	–	9	–	3.2	90	–	–	–	7	1	–
113	67	–	–	33	24	26	–	24	–	22	–	6.2	24000	–	2	...	...	...	–	–	–	4	4	–
114	88	–	9	15	33	43	1	24	16	19	1	5.3	18200	–	20	–	3.6	131	–	–	–	14	1	–
115	63	–	–	35	10	20	–	20	–	16	–	5.8	19900	–	4	...	...	...	–	–	–	2	1	–
116	46	–	–	37	11	15	–	15	–	13	–	6.4	19900	–	1	...	...	...	–	–	–	2	–	1
117	44	–	–	36	30	18	–	14	–	14	–	6.3	25900	–	3	...	...	...	–	–	–	7	–	1
118#	41	–	–	27	24	15	–	12	–	10	–	6.4	28000	–	5	–	4.4	105	–	–	–	2	2	–
119	54	–	–	30	13	22	–	20	–	19	–	5.9	20300	–	3	...	...	...	–	–	–	5	2	–
120	22	–	–	27	36	8	–	8	–	8	–	5.8	19800	–	–	–	–	–	–	–	–	1	1	–
121	67	–	–	28	8	24	–	24	–	22	–	5.5	21000	–	1	...	...	...	–	1	1	2	1	–
122	11	–	–	46	–	3	...	...	...	...	...	...	...	–	...	...	...	...	–	...	...	...	...	...
125	2	...	...	...	...	1	...	...	...	...	...	...	...	...	...	...	...	...	...	...	...	...	...	...
127	62	–	–	47	10	15	–	15	–	15	–	6.7	39200	–	–	–	–	–	–	1	1	1	1	–
128	121	1	69	6	77	15	–	15	–	15	–	6.0	31600	–	–	–	–	–	–	–	–	1	1	–
201	46	–	–	28	30	18	–	18	–	16	–	5.9	26200	–	–	–	–	–	–	–	–	1	1	–
202	45	–	–	16	27	18	–	18	–	18	–	5.7	29400	–	–	–	–	–	–	–	–	1	3	–
203	35	–	–	11	34	16	–	16	–	15	–	5.7	26800	–	–	–	–	–	–	–	–	2	3	–
204	7	–	100	–	71	–	–	–	–	–	–	–	–	–	–	–	–	–	–	–	–	–	–	–
205	53	–	–	11	45	28	–	28	–	27	–	5.3	21300	–	–	–	–	–	–	–	–	9	3	–
206	50	–	–	20	26	21	1	21	–	18	1	5.1	19300	–	2	...	...	...	–	–	–	4	–	–
207	47	–	–	23	23	22	–	22	–	21	–	5.1	22100	–	1	...	...	...	–	–	–	8	2	1
208	175	–	–	20	25	76	–	76	–	74	–	5.3	23800	–	1	...	...	...	–	1	1	17	8	–
209	50	–	–	14	34	21	–	21	–	21	–	5.2	23200	–	–	–	–	–	–	–	–	2	4	1
210	36	–	–	28	33	13	–	13	–	12	–	6.0	21700	–	1	...	...	...	–	–	–	3	–	–
211	26	–	–	27	27	11	–	11	–	10	–	5.5	19900	–	1	...	...	...	–	–	–	5	–	–
212	47	–	–	19	32	16	–	14	–	14	–	6.2	24200	–	2	...	...	...	–	–	–	2	1	–
213	31	–	–	23	29	13	–	12	–	12	–	5.8	21500	–	1	...	...	...	–	–	–	2	1	1
214	32	–	–	19	38	13	–	13	–	12	–	5.3	20900	–	1	...	...	...	–	1	1	2	–	–
215	50	–	–	26	28	18	–	18	–	15	–	5.5	21600	–	2	...	...	...	–	–	–	5	1	–
216	44	–	2	25	30	16	–	16	–	14	–	5.8	30200	–	1	...	...	...	–	–	–	1	–	1
217	45	–	–	38	22	17	–	17	–	16	–	5.9	24500	–	–	–	–	–	–	1	1	6	–	–
218	11	–	–	–	27	6	–	6	–	6	–	6.0	44200	–	–	–	–	–	–	1	1	2	–	–
301	84	–	–	35	17	25	–	25	–	22	–	6.5	26500	–	3	...	...	...	–	1	1	4	2	1
302	73	1	–	23	27	25	1	25	–	21	1	6.2	26900	–	3	...	...	...	...	1	1	4	1	1
303	82	1	–	42	13	24	–	24	–	22	–	6.5	24000	–	2	...	...	...	...	–	–	4	1	–
304	60	–	–	28	12	21	–	21	–	21	–	6.1	26100	–	–	–	–	–	–	–	–	2	1	–
305	73	–	–	32	11	23	–	23	–	22	–	5.8	20800	–	1	...	...	...	–	1	1	1	2	–
306	56	9	–	23	23	21	–	21	–	19	–	5.4	20900	5	2	...	...	...	...	1	1	5	1	1
307	54	–	–	37	24	19	–	19	–	15	–	6.4	23900	–	3	...	...	...	–	–	–	6	1	–
308	67	–	–	24	27	25	–	21	–	23	–	6.1	22000	–	2	...	...	...	–	1	1	4	2	–
309	55	–	–	16	42	21	–	21	–	18	–	6.0	22300	–	2	...	...	...	–	–	–	2	–	–
310	65	–	–	45	15	20	–	19	–	17	–	6.6	27400	–	2	...	...	...	–	–	–	4	–	–
311	51	–	–	31	22	19	–	19	–	18	–	5.9	19300	–	1	...	...	...	–	–	–	4	1	–
312	32	–	–	25	19	11	–	11	–	9	–	5.4	17900	–	2	...	...	...	–	1	1	2	–	–
313	66	–	–	23	24	26	–	26	–	23	–	5.9	18600	–	2	...	...	...	–	–	–	4	–	–
314	60	–	–	28	22	24	1	20	–	17	1	6.5	20500	–	6	–	5.5	138	–	–	–	5	3	–
315	66	–	–	33	32	22	–	22	–	22	–	6.0	18000	–	–	–	–	–	–	–	–	4	3	–
316	63	–	–	6	35	29	–	21	–	17	–	6.1	19000	–	12	–	3.0	118	–	1	1	10	3	2
317#	54	–	–	32	22	29	3	9	–	5	–	4.6	...	–	21	2	3.8	67	–	1	1	14	3	–
318	18	–	–	–	33	13	–	7	–	3	...	...	...	–	8	–	4.3	89	–	–	–	4	2	1
319	6	–	–	50	–	1	...	...	...	...	...	...	...	–	...	...	...	...	–	...	...	...	...	...
320	36	–	–	33	8	16	–	14	–	8	–	5.9	6800	–	5	–	5.0	...	–	1	1	4	2	–
321	34	–	–	15	24	22	7	13	–	10	2	5.1	8100	–	8	2	3.8	109	–	–	–	8	1	1
322	75	5	–	28	23	29	–	9	–	10	–	6.0	9100	–	19	–	4.1	80	5	2	2	15	–	2
402	139	–	–	29	14	57	1	22	–	23	–	5.3	10500	–	32	1	4.0	78	–	1	1	12	5	1
403	31	–	–	39	10	9	–	9	–	8	–	5.9	13000	–	1	...	...	...	–	–	–	1	1	–
404	11	–	–	27	–	3	...	...	...	...	...	...	...	–	...	...	...	...	–	...	...	...	...	...
405#	50	–	–	34	20	18	–	17	–	12	–	4.8	7400	–	5	–	4.0	61	–	3	3	4	–	–
406	27	–	–	22	19	11	–	10	–	8	–	5.4	9200	–	3	...	...	...	–	–	–	3	2	1
407	60	–	–	38	8	27	–	9	–	19	–	3.5	7700	–	6	–	3.8	43	–	3	3	11	4	–
408	49	–	–	43	20	15	–	15	–	9	–	5.3	10400	–	5	–	4.6	96	–	2	2	2	3	–
409	44	–	–	32	32	16	–	14	–	14	–	5.6	9500	–	2	...	...	...	–	1	1	2	3	–
410	35	–	–	29	14	14	–	14	–	12	–	5.2	9400	–	1	...	...	...	–	1	1	3	–	–
411	39	–	–	26	21	17	1	15	–	11	1	5.6	9500	–	5	–	4.8	...	–	–	–	4	3	–

[Data exclude vacant seasonal and vacant migratory housing units. For minimum base for derived figures (percent, average, etc.) and meaning of symbols, see text]

Blocks Within Census Tracts	Total population	Percent of total population: Negro	Percent of total population: In group quarters	Percent of total population: Under 18 years	Percent of total population: 62 years and over	Year-round housing units: Total	Year-round housing units: Lacking some or all plumbing facilities	Year-round housing units: Units in — One-unit structures	Year-round housing units: Units in — Structures of 10 or more units	Occupied housing units: Owner: Total	Owner: Lacking some or all plumbing facilities	Owner: Average number of rooms	Owner: Average value (dollars)	Owner: Percent Negro	Occupied housing units: Renter: Total	Renter: Lacking some or all plumbing facilities	Renter: Average number of rooms	Renter: Average contract rent (dollars)	Renter: Percent Negro	Occupied housing units: 1.01 or more persons per room: Total	1.01 or more persons per room: With all plumbing facilities	One-person households	With female head of family	With roomers, boarders, or lodgers
412	60	–	–	27	20	23	–	19	–	13	–	5.8	9400	–	9	–	4.6	94	–	–	–	3	2	–
413	48	–	–	42	15	14	–	12	–	11	–	5.9	8100	–	3	...	...	...	–	1	1	3	–	–
414	43	2	–	12	26	18	–	18	–	14	–	5.0	9100	–	4	...	...	...	...	–	–	1	3	–
415	30	–	–	23	13	12	–	10	–	10	–	5.3	10300	–	2	...	...	...	–	1	1	4	–	–
416	42	–	–	31	12	16	–	16	–	14	–	5.2	11400	–	1	...	...	...	–	–	–	3	2	–
417	32	–	–	31	19	9	–	9	–	9	–	5.3	10400	–	–	–	–	–	–	–	–	–	1	–
418	31	–	–	45	–	8	2	8	–	7	2	5.0	8300	–	1	...	...	...	–	1	1	–	–	1
419	77	–	–	21	14	31	–	29	–	26	–	4.7	11600	–	5	–	4.2	107	–	3	3	7	1	–
420	55	–	–	26	16	22	–	22	–	16	–	4.7	10800	–	6	–	4.5	85	–	1	1	3	2	–
15	4257	–	–	27	21	1660	55	1613	–	1378	37	5.2	14300	–	233	16	4.5	98	–	47	39	331	128	20
101	70	–	–	26	16	25	1	25	–	20	1	5.9	26600	–	5	–	6.6	189	–	–	–	1	1	–
102	70	–	–	34	17	27	–	27	–	22	–	5.1	22800	–	3	...	...	...	–	2	2	5	4	–
103	24	–	–	38	21	7	–	7	–	7	–	6.3	26300	–	–	–	–	–	–	–	–	–	–	–
104	35	–	–	17	29	13	–	13	–	12	–	5.5	17000	–	1	...	...	...	–	–	–	1	1	–
105	24	–	–	42	13	7	–	7	–	6	–	5.8	25600	–	1	...	...	...	–	1	1	2	–	–
106	124	–	–	36	15	41	–	41	–	40	–	6.1	21900	–	1	...	...	...	–	–	–	9	1	–
107	41	–	–	34	10	14	–	14	–	13	–	5.9	25500	–	1	...	...	...	–	1	1	2	2	–
108	21	–	–	19	33	9	–	9	–	7	–	5.4	20900	–	2	...	...	...	–	–	–	3	1	–
109	41	–	–	22	12	16	–	16	–	14	–	5.4	19300	–	2	...	...	...	–	–	–	3	–	1
110	28	–	–	21	32	12	–	12	–	10	–	5.0	12900	–	1	...	...	...	–	–	–	1	–	–
111	20	–	–	35	20	8	–	8	–	7	–	5.0	13600	–	1	...	...	...	–	–	–	2	1	1
112	9	–	–	33	11	3	...	...	...	...	...	...	...	–	...	...	...	...	–	...	...	...	...	...
113	39	–	–	39	23	13	1	13	–	10	1	5.1	13900	–	3	...	...	...	–	1	1	2	1	–
114	106	–	–	37	15	37	–	37	–	34	–	6.0	20100	–	2	...	...	...	–	1	1	5	3	–
115	49	–	–	39	14	16	–	13	–	12	–	5.2	19400	–	4	...	...	...	–	1	1	4	1	–
116	49	–	–	20	18	20	–	20	–	17	–	5.6	17000	–	3	...	...	...	–	–	–	5	–	–
201	60	–	–	22	25	25	1	25	–	20	1	5.2	13300	–	5	–	5.0	130	–	–	–	4	4	1
202	62	–	–	29	24	22	–	22	–	19	–	5.5	14700	–	3	...	...	...	–	–	–	4	2	1
203	45	–	–	9	40	23	–	23	–	23	–	4.8	12300	–	–	–	–	–	–	–	–	7	2	–
204	58	–	–	28	19	22	1	22	–	21	1	4.7	12200	–	1	...	...	...	–	1	1	2	1	2
205	15	–	–	47	13	5	2	5	–	5	2	4.8	11000	–	–	–	–	–	–	–	–	2	–	–
206	21	–	–	24	38	8	–	8	–	7	–	5.4	16600	–	1	...	...	...	–	1	1	1	–	–
207	64	–	–	28	16	23	–	23	–	22	–	5.2	13600	–	1	...	...	...	–	–	–	3	1	–
208	48	–	–	17	27	22	1	22	–	21	1	5.0	12600	–	–	–	–	–	–	–	–	4	3	–
209	67	–	–	28	22	29	–	29	–	25	–	4.6	11200	–	4	...	...	...	–	–	–	10	2	–
210	53	–	–	26	15	21	–	21	–	16	–	4.8	12200	–	4	...	...	...	–	–	–	5	2	–
211	23	–	–	17	30	10	1	10	–	8	–	5.1	10600	–	2	...	...	...	–	–	–	1	–	–
212	36	–	–	31	22	13	–	12	–	12	–	4.9	18200	–	1	...	...	...	–	1	1	2	1	1
213	40	–	–	15	18	16	1	16	–	12	1	4.4	7300	–	4	...	...	...	–	1	1	2	–	–
214	38	–	–	21	16	16	3	16	–	9	1	4.4	7600	–	7	2	4.1	78	–	1	–	4	–	–
215	52	–	–	42	8	16	4	16	–	13	3	4.5	6600	–	3	...	...	...	–	2	–	3	1	–
216	83	–	–	42	10	29	13	29	–	15	3	4.1	6900	–	13	9	3.8	54	–	5	–	8	2	–
217	88	–	–	31	15	34	3	34	–	25	3	4.5	9200	–	6	–	4.8	68	–	1	1	2	7	1
218	100	–	–	29	17	36	2	34	–	29	1	5.0	10000	–	6	1	4.5	72	–	1	1	5	2	–
301	213	1	–	34	20	81	2	68	–	62	–	5.3	12300	–	16	2	3.7	76	–	3	3	17	8	1
302	69	–	–	25	15	24	–	24	–	20	–	5.2	10200	–	4	...	...	...	–	–	–	–	5	–
303	48	–	–	10	31	22	–	20	–	17	–	5.0	13500	–	3	...	...	...	–	–	–	1	5	–
304	59	–	–	19	25	25	1	24	–	21	1	5.1	11500	–	4	...	...	...	–	–	–	3	5	–
305	61	–	–	30	20	23	1	23	–	21	1	5.1	12800	–	2	...	...	...	–	1	1	6	3	1
306	43	–	–	16	37	20	–	20	–	17	–	5.0	10100	–	2	...	...	...	–	–	–	4	–	–
307	40	–	–	35	15	15	1	15	–	14	1	4.9	13100	–	1	...	...	...	–	1	1	6	1	3
308	30	–	–	17	23	16	1	16	–	12	1	4.2	8900	–	3	...	...	...	–	–	–	5	1	–
309	45	–	–	22	27	16	1	16	–	13	1	5.5	18100	–	2	...	...	...	–	–	–	1	–	–
311	48	–	–	23	27	19	1	19	–	18	1	5.1	13500	–	–	–	–	–	–	1	1	3	2	–
312	39	–	–	44	8	14	–	13	–	9	–	5.1	13900	–	4	...	...	...	–	1	1	3	1	–
401	41	–	–	22	15	19	1	18	–	13	1	5.1	12800	–	5	–	4.2	...	–	1	1	5	1	–
402	50	–	–	32	6	15	–	15	–	11	–	5.6	17700	–	4	...	...	...	–	–	–	–	–	–
403	66	–	–	27	20	24	–	24	–	22	–	5.7	17800	–	2	...	...	...	–	1	1	6	1	–
404	72	–	–	38	18	23	1	23	–	22	1	5.4	18200	–	–	–	–	–	–	1	1	2	2	1
405	66	–	–	23	24	24	–	24	–	22	–	5.6	17300	–	2	...	...	...	–	–	–	3	–	–
406	58	–	–	19	24	24	1	22	–	22	1	5.3	17200	–	1	...	...	...	–	–	–	5	1	–
407	67	–	–	25	15	23	–	23	–	22	–	5.5	17800	–	1	...	...	...	–	–	–	2	2	–
408	46	–	–	15	37	24	–	24	–	19	–	5.3	16700	–	3	...	...	...	–	–	–	6	3	–
409	48	–	–	35	19	15	–	11	–	10	–	4.7	8700	–	5	–	4.6	...	–	3	3	2	1	–
410	49	–	–	22	31	24	1	24	–	21	–	5.0	10300	–	–	–	–	–	–	–	–	6	3	–
411	34	–	–	29	35	14	–	14	–	12	–	4.8	11500	–	2	...	...	...	–	1	1	4	–	–
412	25	–	–	16	28	13	–	13	–	12	–	5.0	15000	–	–	–	–	–	–	–	–	3	–	–
413	31	–	–	16	23	13	–	13	–	13	–	4.9	12900	–	–	–	–	–	–	–	–	3	2	–
414	32	–	–	34	22	11	–	11	–	10	–	4.9	11800	–	1	...	...	...	–	1	1	2	1	–
415	41	–	–	20	29	20	–	20	–	18	–	4.9	14000	–	2	...	...	...	–	–	–	6	1	–
416	13	–	–	8	23	5	–	5	–	4	...	...	...	–	1	...	...	...	–	–	–	1	–	–
417	36	–	–	33	19	14	–	14	–	10	–	5.0	10700	–	4	...	...	...	–	1	1	5	1	2
418	36	–	–	22	25	15	–	14	–	12	–	5.1	14400	–	2	...	...	...	–	–	–	2	–	–
419	36	–	–	28	14	14	–	14	–	8	–	5.0	13400	–	5	–	5.2	...	–	–	–	2	2	–
420	37	–	–	24	22	14	–	14	–	13	–	5.2	13400	–	1	...	...	...	–	–	–	4	1	–
421	62	–	–	18	29	26	1	26	–	21	1	5.3	11800	–	3	...	...	...	–	–	–	4	1	–
422	36	–	–	17	28	13	–	13	–	12	–	5.2	13500	–	1	...	...	...	–	–	–	4	1	–
501	97	–	–	39	11	31	1	24	–	19	1	5.5	10100	–	11	–	4.6	100	–	–	–	1	–	–
502	57	–	–	19	33	25	–	24	–	21	–	5.0	12100	–	4	...	...	...	–	3	3	8	3	–
503	50	–	–	12	46	27	1	27	–	23	1	5.1	14000	–	4	...	...	...	–	–	–	8	2	–
504	58	–	–	5	64	29	–	29	–	24	–	5.0	13400	–	4	...	...	...	–	–	–	11	–	–
505	73	–	–	29	19	28	1	28	–	21	1	5.0	10900	–	6	–	4.7	123	–	–	–	6	4	1
506	64	–	–	36	19	20	–	20	–	17	–	5.1	12500	–	2	...	...	...	–	–	–	5	2	–
507	39	–	–	13	46	22	–	22	–	19	–	4.8	12200	–	1	...	...	...	–	2	2	4	1	1
508#	29	–	–	28	24	15	–	11	–	9	–	5.0	14800	–	5	–	3.4	138	–	–	–	9	1	–
509	28	–	–	18	32	13	–	13	–	11	–	5.3	14300	–	2	...	...	...	–	–	–	7	1	–
510	58	–	–	35	21	20	–	20	–	18	–	4.9	15300	–	1	...	...	...	–	–	–	3	1	–
511	37	–	–	19	8	16	–	16	–	11	–	5.3	15600	–	3	...	...	...	–	2	2	4	2	–
512	65	–	–	29	12	23	1	22	–	20	1	5.4	14700	–	3	...	...	...	–	1	1	2	–	–
																				1	1	7	1	1

[Data exclude vacant seasonal and vacant migratory housing units. For minimum base for derived figures (percent, average, etc.) and meaning of symbols, see text]

Blocks Within Census Tracts	Total population	Percent of total population				Year-round housing units				Occupied housing units													
								Units in—		Owner					Renter					1.01 or more persons per room				
		Negro	In group quarters	Under 18 years	62 years and over	Total	Lacking some or all plumbing facilities	One-unit structures	Structures of 10 or more units	Total	Lacking some or all plumbing facilities	Average number of rooms	Average value (dollars)	Percent Negro	Total	Lacking some or all plumbing facilities	Average number of rooms	Average contract rent (dollars)	Percent Negro	Total	With all plumbing facilities	One-person households	With female head of family	With roomers, boarders, or lodgers
513	65	–	–	25	31	27	2	27	–	26	2	5.3	13300	–	1	...	...	...	–	–	–	7	3	–
514	60	–	–	27	22	26	1	26	–	22	1	5.0	14100	–	2	...	...	...	–	–	–	5	4	1
515	45	–	–	22	13	16	–	15	–	11	–	5.8	21600	–	4	...	...	...	–	–	–	1	1	–
516	52	–	–	37	19	22	1	20	–	17	1	5.0	10200	–	3	...	...	...	–	1	1	7	2	–
16	4394	–	–	32	13	1494	24	1385	9	1255	16	5.8	23900	–	205	6	4.4	135	1	51	47	195	65	11
101	84	–	–	25	16	33	–	33	–	31	–	6.3	33300	–	–	–	–	–	–	–	–	3	2	–
102	38	–	–	24	16	15	–	15	–	13	–	6.5	38300	–	2	...	...	...	–	–	–	4	–	–
103	65	–	–	26	11	22	–	21	–	21	–	7.0	43300	–	1	...	...	...	–	–	–	3	–	1
104	18	–	–	–	22	8	–	8	–	5	–	6.2	37000	–	2	...	...	...	–	–	–	1	–	1
105	123	–	–	40	13	30	–	30	–	28	–	7.2	41300	–	2	...	...	...	–	–	–	2	1	1
106	86	–	–	26	17	32	–	32	–	31	–	6.5	38800	–	1	...	...	...	–	–	–	4	1	–
107	45	–	–	22	36	20	–	20	–	20	–	6.5	36600	–	–	–	–	–	–	–	–	5	1	–
108	101	–	–	33	10	33	–	33	–	32	–	6.4	36100	–	–	–	–	–	–	–	–	2	–	–
109	141	–	–	30	15	49	–	49	–	44	–	6.5	34600	–	3	...	...	...	–	–	–	5	–	–
110	268	–	–	33	13	91	–	75	–	79	–	6.1	31100	–	9	–	3.9	162	–	2	2	11	5	–
111	55	–	–	46	6	12	–	12	–	11	–	7.5	34800	–	1	...	...	...	–	–	–	–	–	–
112	88	–	–	53	3	21	–	21	–	21	–	6.6	29700	–	–	–	–	–	–	–	–	1	–	–
113	51	–	–	43	6	17	–	17	–	15	–	6.3	26600	–	–	–	–	–	–	–	–	1	–	–
114	70	–	–	40	7	20	–	20	–	18	–	6.5	26500	–	1	...	...	...	–	–	–	–	1	–
201	65	–	–	34	6	23	–	21	–	22	–	6.9	43200	–	1	...	...	...	–	–	–	4	–	–
202	60	–	–	40	7	17	–	17	–	16	–	6.7	37700	–	1	...	...	...	–	1	1	–	–	–
203	19	–	–	26	11	7	–	7	–	6	–	6.0	35000	–	1	...	...	...	–	–	–	–	–	–
204	53	9	11	26	13	16	–	14	–	14	–	6.6	39400	7	2	...	...	...	...	–	–	2	–	–
205	41	–	–	42	10	13	–	13	–	11	–	7.3	49800	–	2	...	...	...	–	1	1	3	–	–
208	36	–	–	14	22	11	–	11	–	11	–	6.7	40100	–	–	–	–	–	–	1	1	1	–	–
209	499	2	–	35	7	167	1	116	9	97	1	6.3	26500	2	66	–	4.1	169	–	4	4	24	5	2
210	41	–	–	32	5	16	–	16	–	13	–	5.5	20000	–	3	...	...	...	–	–	–	5	–	–
212	48	–	–	29	13	17	–	17	–	17	–	5.8	24100	–	–	–	–	–	–	–	–	1	–	–
213	85	–	–	31	15	28	1	27	–	26	1	5.3	15100	–	2	...	...	...	–	–	–	2	3	–
214	18	–	–	28	22	6	–	5	–	6	–	4.7	11800	–	–	–	–	–	–	1	1	1	–	–
215	179	1	–	25	20	73	–	56	–	43	–	5.4	15500	–	27	–	4.0	88	4	4	4	11	7	1
216	99	2	–	31	11	32	–	32	–	30	–	6.7	30200	–	2	...	...	...	...	–	–	5	1	1
217	32	–	–	28	3	10	–	10	–	9	–	5.8	20300	–	1	...	...	...	–	–	–	1	–	–
218	55	–	–	33	29	19	–	18	–	19	–	5.0	15600	–	–	–	–	–	–	1	1	2	3	–
301	104	–	–	31	22	40	4	40	–	32	2	5.4	21900	–	6	1	5.7	...	–	2	1	7	1	1
302	81	–	–	42	7	23	–	21	–	19	–	5.7	25800	–	4	...	...	...	–	2	2	3	–	–
306	2	...	...	...	...	1	...	...	...	...	...	...	...	...	...	...	...	...	...	...	...	...	...	...
307	10	–	–	10	40	5	–	5	–	5	–	5.4	29500	–	–	–	–	–	–	–	–	1	–	–
308	101	–	–	38	8	31	1	30	–	24	1	5.1	14800	–	7	–	3.7	119	–	2	2	4	1	–
309	21	–	–	19	33	9	–	9	–	9	–	4.3	13800	–	–	–	–	–	–	1	1	3	2	–
310	15	–	–	33	7	7	1	7	–	6	1	4.7	11300	–	–	–	–	–	–	–	–	2	1	–
311	7	–	–	29	29	3	...	...	...	...	...	...	...	–	...	...	...	...	–	...	...	...	...	...
315	95	–	–	35	8	31	–	31	–	27	–	4.8	10100	–	3	...	...	...	–	4	4	2	5	2
316	63	–	–	29	21	26	4	25	–	24	3	4.5	10300	–	1	...	...	...	–	2	2	5	1	–
401	89	–	–	30	11	31	2	31	–	27	1	4.6	13000	–	4	...	...	...	–	3	2	5	4	–
402	27	–	–	15	22	14	1	14	–	12	1	4.9	15600	–	1	...	...	...	–	–	–	3	1	–
403	56	–	–	25	16	21	1	21	–	19	1	4.6	15300	–	2	...	...	...	–	–	–	4	–	–
404	65	–	–	32	5	20	–	20	–	19	–	5.4	16200	–	1	...	...	...	–	–	–	1	1	–
405	26	–	–	8	50	13	1	12	–	11	–	5.3	19500	–	1	...	...	...	–	1	–	2	1	1
406	78	–	–	26	3	25	–	24	–	22	–	5.9	22000	–	2	...	...	...	–	–	–	–	–	–
407	52	–	–	52	–	14	–	14	–	12	–	5.5	19000	–	–	–	–	–	–	2	2	–	–	–
408	53	–	–	53	–	12	–	12	–	11	–	5.7	18500	–	1	...	...	...	–	1	1	–	1	–
409	23	–	–	26	13	8	–	8	–	7	–	4.9	17500	–	1	...	...	...	–	–	–	–	1	–
410	24	–	–	25	25	8	–	8	–	8	–	5.9	18100	–	–	–	–	–	–	–	–	1	1	–
411	61	–	–	34	5	20	1	20	–	17	1	5.3	16300	–	2	...	...	...	–	–	–	1	1	–
412	57	–	–	33	16	18	–	17	–	17	–	5.4	15600	–	1	...	...	...	–	1	1	1	–	–
413	43	–	–	23	33	18	–	18	–	16	–	4.5	12600	–	2	...	...	...	–	–	–	2	1	–
414	51	–	–	35	12	17	1	17	–	16	1	4.8	13500	–	1	...	...	...	–	2	2	3	–	–
501	34	–	–	27	9	13	–	10	–	9	–	4.7	12900	–	4	...	...	...	–	1	1	3	–	–
502	25	–	–	8	40	11	–	8	–	7	–	5.4	17300	–	4	...	...	...	–	–	–	–	–	–
503	15	–	–	13	27	8	–	8	–	8	–	4.5	12500	–	–	–	–	–	–	–	–	3	1	–
504	31	–	–	48	7	9	–	9	–	6	–	5.5	12100	–	3	...	...	...	–	–	–	2	–	–
505	17	–	–	47	–	4	...	...	...	...	...	...	...	–	...	...	...	...	–	...	...	...	...	...
506	15	–	–	47	13	4	...	...	...	...	...	...	...	–	...	...	...	...	–	...	...	...	...	...
507	15	–	–	33	–	5	–	5	–	4	...	...	...	–	1	...	...	...	–	–	–	–	–	–
508	21	–	–	33	5	7	–	7	–	7	–	5.3	16100	–	–	–	–	–	–	–	–	1	–	–
509	60	–	–	33	28	20	–	20	–	18	–	4.8	10500	–	2	...	...	...	–	2	2	4	–	–
510	52	–	–	40	8	14	1	14	–	13	1	5.8	14600	–	1	...	...	...	–	–	–	–	1	–
511	102	–	–	35	15	34	–	33	–	29	–	5.3	10900	–	5	–	4.0	63	–	4	4	6	2	–
512	43	–	–	23	12	14	–	14	–	13	–	4.8	9900	–	1	...	...	...	–	1	1	2	1	–
513	34	–	–	41	15	13	–	13	–	10	–	4.9	10200	–	1	...	...	...	–	1	1	2	–	–
514	50	–	–	30	18	18	1	16	–	13	–	5.1	11700	–	4	...	...	...	–	2	1	4	1	–
515	34	–	–	27	18	14	1	14	–	12	–	4.3	8800	–	2	...	...	...	–	2	2	4	2	–
516	79	–	–	20	27	33	1	32	–	26	–	5.2	10100	–	6	1	5.0	...	–	–	–	10	4	–
17	4820	8	–	30	17	1776	82	1604	5	1329	49	4.9	9800	7	390	30	4.2	86	9	126	106	343	142	24
101	139	–	–	22	19	49	–	49	–	43	–	4.9	14100	–	6	–	4.5	117	–	3	3	6	7	–
102	80	–	–	24	24	34	2	29	–	26	1	4.7	11100	–	6	1	4.0	85	–	2	2	6	6	1
103	68	–	–	21	27	30	1	29	–	20	1	4.7	9000	–	8	–	4.3	85	–	–	–	4	3	1
104	64	–	–	28	23	27	–	23	–	21	–	5.3	8100	–	6	–	4.8	76	–	1	1	8	3	–
105	27	–	–	22	30	12	–	12	–	9	–	4.9	9300	–	3	...	...	...	–	1	1	4	1	–
106	45	–	–	49	7	12	1	12	–	11	1	5.1	6400	–	1	...	...	...	–	2	2	3	–	–
107	26	–	–	27	31	10	–	10	–	8	–	4.9	10900	–	1	...	...	...	–	1	1	1	1	–
108	18	–	–	–	33	11	–	9	–	8	–	4.4	10000	–	3	...	...	...	–	–	–	4	–	–
109	25	–	–	12	12	13	–	13	–	12	–	5.0	13800	–	1	...	...	...	–	–	–	3	1	–
110	37	–	–	27	8	14	–	14	–	13	–	4.5	11600	–	1	...	...	...	–	–	–	1	–	–
111	23	–	–	13	26	12	–	12	–	10	–	5.1	12900	–	1	...	...	...	–	–	–	2	–	1
112	14	–	–	14	7	7	–	7	–	4	...	...	...	–	2	...	...	...	–	–	–	2	–	–

[Data exclude vacant seasonal and vacant migratory housing units. For minimum base for derived figures (percent, average, etc.) and meaning of symbols, see text]

Blocks Within Census Tracts	Total population	Percent of total population				Year-round housing units				Occupied housing units													
								Units in—		Owner					Renter					1.01 or more persons per room				
		Negro	In group quarters	Under 18 years	62 years and over	Total	Lacking some or all plumbing facilities	One-unit structures	Structures of 10 or more units	Total	Lacking some or all plumbing facilities	Average number of rooms	Average value (dollars)	Percent Negro	Total	Lacking some or all plumbing facilities	Average number of rooms	Average contract rent (dollars)	Percent Negro	Total	With all plumbing facilities	One-person households	With female head of family	With roomers, boarders, or lodgers
113	23	–	–	9	30	14	1	14	–	11	–	4.9	12200	–	2	...	...	...	–	–	–	5	1	–
114	26	–	–	31	42	11	–	11	–	11	–	5.5	11900	–	–	–	–	–	–	–	–	4	1	–
115	29	–	–	31	14	11	–	11	–	5	–	4.4	...	–	5	–	4.4	...	–	–	–	–	–	–
116	43	–	–	30	9	16	–	13	–	11	–	4.5	11900	–	5	–	3.6	...	–	1	1	7	1	–
117	38	–	–	40	18	11	–	11	–	6	–	4.2	7500	–	5	–	5.8	...	–	2	2	2	3	–
118	30	–	–	37	27	11	1	10	–	9	1	4.8	5500	–	1	...	...	...	–	2	2	3	–	–
201	42	–	–	31	14	14	2	14	–	14	2	4.7	8200	–	–	–	–	–	–	2	–	2	1	–
202	24	–	–	29	33	9	–	9	–	9	–	4.2	8800	–	–	–	–	–	–	1	1	2	–	–
203	17	–	–	18	6	8	–	8	–	7	–	4.4	10200	–	–	–	–	–	–	–	–	–	–	–
204	19	–	–	11	21	7	–	7	–	5	–	4.4	8800	–	2	...	...	...	–	–	–	–	1	–
205	57	–	–	35	7	18	–	14	–	11	–	4.5	15100	–	5	–	4.6	105	–	3	3	–	1	–
206	34	–	–	29	18	13	1	13	–	10	–	5.0	12300	–	2	...	...	...	–	–	–	1	–	1
207	161	–	–	34	11	50	–	50	–	47	–	5.4	18000	–	3	...	...	...	–	2	2	3	1	–
208	20	–	–	35	–	7	–	7	–	7	–	5.3	18900	–	–	–	–	–	–	–	–	–	–	–
209	20	–	–	35	25	7	–	7	–	7	–	5.0	15200	–	–	–	–	–	–	–	–	1	–	–
210	25	–	–	36	–	7	–	7	–	6	–	4.7	13800	–	1	...	...	...	–	–	–	–	1	–
211	55	–	–	29	9	17	–	17	–	17	–	5.1	15000	–	–	–	–	–	–	–	–	–	–	–
212	24	–	–	21	17	10	1	10	–	6	1	4.2	7400	–	4	...	...	...	–	1	1	2	1	–
213	30	–	–	20	30	12	–	12	–	11	–	3.9	7800	–	1	...	...	...	–	2	2	3	–	–
214	16	–	–	31	6	6	–	6	–	5	–	4.6	8700	–	1	...	...	...	–	–	–	1	–	–
215	22	–	–	23	27	10	–	10	–	9	–	5.0	9900	–	1	...	...	...	–	–	–	2	2	–
216	160	–	–	31	11	50	–	50	–	42	–	4.9	13500	–	7	–	4.6	98	–	4	4	6	1	–
301	8	25	–	25	–	3	...	...	...	...	...	...	...	...	...	...	...	...	...	...	...	...	...	...
302	20	–	–	60	–	4	...	...	...	...	...	...	...	–	...	...	...	...	–	...	...	...	...	...
303	96	–	–	34	5	30	–	29	–	29	–	4.9	16000	–	1	...	...	...	–	3	3	1	2	–
304	17	–	–	35	12	6	–	6	–	6	–	4.0	7400	–	–	–	–	–	–	–	–	1	–	–
305	215	3	–	37	4	79	3	42	5	32	–	4.9	12100	3	41	2	4.0	104	2	4	3	11	5	–
309	36	–	–	28	6	11	–	11	–	11	–	4.9	11500	–	–	–	–	–	–	1	1	–	1	–
310	29	–	–	41	7	8	–	8	–	8	–	4.9	12000	–	–	–	–	–	–	–	–	–	–	–
311	26	–	–	42	–	7	1	7	–	6	–	5.0	8300	–	1	...	...	...	–	1	–	–	–	1
312	10	–	–	30	–	3	...	...	...	...	...	...	...	–	...	...	...	...	–	...	...	...	...	...
313	9	–	–	–	33	4	...	...	...	...	...	...	...	–	...	...	...	...	–	...	...	...	...	...
314	7	–	–	14	29	3	...	...	...	...	...	...	...	–	...	...	...	...	–	...	...	...	...	...
315	4	...	...	...	...	2	...	...	...	...	...	...	...	...	...	...	...	...	...	...	...	...	...	...
401	1	...	...	...	...	1	...	...	...	...	...	...	...	...	...	...	...	...	...	...	...	...	...	...
402	2	...	...	...	...	1	...	...	...	...	...	...	...	...	...	...	...	...	...	...	...	...	...	...
403	29	–	–	28	24	11	2	11	–	9	1	4.4	5900	–	1	...	...	...	–	1	–	1	2	–
404#	72	–	–	51	14	21	12	21	–	16	8	4.1	6000	–	5	4	4.2	39	–	6	3	7	4	–
405	17	–	–	18	29	12	3	12	–	8	2	4.3	7400	–	3	...	...	...	–	–	–	7	1	–
406#	50	–	–	38	24	20	1	19	–	14	1	4.8	7500	–	5	–	4.4	59	–	1	1	5	3	1
407	32	–	–	38	16	13	–	13	–	12	–	5.0	10600	–	1	...	...	...	–	–	–	5	2	–
408	61	–	–	36	12	20	2	18	–	13	–	4.5	8500	–	7	2	3.3	...	–	4	3	3	4	–
409	33	–	–	24	21	15	–	14	–	14	–	4.7	7300	–	–	–	–	–	–	1	1	6	3	–
410	41	–	–	22	27	16	–	16	–	13	–	5.4	9600	–	3	...	...	...	–	1	1	5	2	1
411	16	–	–	–	25	8	–	8	–	7	–	6.3	9400	–	1	...	...	...	–	–	–	4	–	–
412#	46	–	–	46	9	14	–	14	–	8	–	5.3	7500	–	6	–	4.3	82	–	1	1	2	1	–
413	19	–	–	42	21	6	2	6	–	6	2	4.5	6500	–	–	–	–	–	–	1	1	2	1	–
414	24	–	–	46	13	7	1	5	–	7	1	4.3	8200	–	–	–	–	–	–	2	1	1	–	–
415	34	–	–	21	9	14	–	12	–	10	–	4.9	10300	–	4	...	...	...	–	–	–	2	1	–
416	26	–	–	46	–	8	–	8	–	6	–	4.5	7900	–	1	...	...	...	–	2	2	–	–	–
417	28	–	–	39	18	8	3	8	–	6	1	4.8	5300	–	2	...	...	...	–	1	–	1	1	–
418	17	–	–	12	18	8	2	8	–	7	2	4.1	4700	–	1	...	...	...	–	–	–	2	2	–
419	12	–	–	50	–	2	...	...	...	...	...	...	...	–	...	...	...	...	–	...	...	...	...	...
420	10	–	–	50	–	3	...	...	...	...	...	...	...	–	...	...	...	...	–	...	...	...	...	...
421	12	–	–	25	17	4	...	...	...	...	...	...	...	–	...	...	...	...	–	...	...	...	...	...
422	12	–	–	25	–	5	–	5	–	3	...	...	...	–	2	...	...	...	–	–	–	2	–	–
424	21	–	–	33	14	8	1	8	–	5	1	4.8	6700	–	3	...	...	...	–	1	1	2	–	–
425	12	–	–	17	33	5	1	5	–	4	...	...	...	–	1	...	...	...	–	–	–	1	1	–
426	12	–	–	8	17	4	...	...	...	...	...	...	...	–	...	...	...	...	–	...	...	...	...	...
427	19	–	–	32	16	6	–	6	–	5	–	4.6	9700	–	–	–	–	–	–	1	1	–	–	–
428	30	–	–	43	10	9	2	8	–	6	1	4.8	7400	–	3	...	...	...	–	1	–	2	2	1
503	19	–	–	42	5	6	–	5	–	5	–	4.4	...	–	1	...	...	...	–	–	–	1	–	–
504	10	–	–	40	40	4	...	...	...	...	...	...	...	–	...	...	...	...	–	...	...	...	...	...
505	15	–	–	33	7	5	–	5	–	3	...	...	...	–	2	...	...	...	–	–	–	–	2	–
506	24	–	–	33	21	10	–	10	–	8	–	4.6	8700	–	1	...	...	...	–	1	1	2	1	–
507	23	–	–	48	13	8	2	8	–	6	2	5.3	7000	–	2	...	...	...	–	3	3	3	1	–
508	29	–	–	21	35	14	–	14	–	9	–	5.1	8800	–	4	...	...	...	–	–	–	3	–	–
509	48	–	–	25	17	20	–	18	–	13	–	4.7	10100	–	7	–	4.9	99	–	–	–	5	–	–
510	60	–	–	22	37	25	–	22	–	23	–	5.0	9800	–	2	...	...	...	–	1	1	6	3	1
511	24	–	–	21	17	8	–	6	–	7	–	5.7	13800	–	1	...	...	...	–	1	1	2	–	–
512	29	–	–	38	17	6	–	5	–	4	...	...	...	–	2	...	...	...	–	2	2	–	–	1
513	49	–	–	41	8	13	–	11	–	11	–	5.5	12200	–	2	...	...	...	–	1	1	2	–	–
514	42	–	–	29	10	20	1	13	–	10	1	4.7	11200	–	8	–	4.0	84	–	–	–	5	2	–
515	12	–	–	–	42	8	–	8	–	7	–	4.0	7500	–	–	–	–	–	–	–	–	3	1	–
516	23	–	–	44	9	8	1	8	–	5	1	5.2	12300	–	2	...	...	...	–	–	–	3	–	–
517	46	–	–	44	7	11	–	10	–	10	–	4.5	11200	–	1	...	...	...	–	4	4	2	1	–
518	35	–	–	26	6	12	–	12	–	12	–	4.8	11700	–	–	–	–	–	–	1	1	2	1	–
603	5	–	–	–	60	2	...	...	...	...	...	...	...	–	...	...	...	...	–	...	...	...	...	...
604	7	–	–	43	–	2	...	...	...	...	...	...	...	–	...	...	...	...	–	...	...	...	...	...
605	18	–	–	78	–	2	...	...	...	...	...	...	...	–	...	...	...	...	–	...	...	...	...	...
606	146	–	–	33	5	59	1	6	–	2	...	...	...	–	51	–	3.7	110	–	4	3	8	5	–
607	28	–	–	39	4	8	–	8	–	8	–	4.1	10900	–	–	–	–	–	–	1	1	1	1	–
608	12	–	–	8	25	6	–	6	–	5	–	4.2	9300	–	–	–	–	–	–	–	–	1	1	–
609	51	–	–	39	8	15	–	15	–	12	–	4.8	12600	–	3	...	...	...	–	–	–	–	–	–
610	16	–	–	31	13	5	–	5	–	5	–	5.2	11300	–	–	–	–	–	–	–	–	–	–	–
611	13	–	–	15	–	4	...	...	...	...	...	...	...	–	...	...	...	...	–	...	...	...	...	...
612	17	–	–	18	35	6	–	6	–	6	–	4.3	11700	–	–	–	–	–	–	1	1	1	–	–
613	5	–	–	60	–	1	...	...	...	...	...	...	...	–	...	...	...	...	–	...	...	...	...	...
614	34	–	–	24	27	13	–	9	–	9	–	4.1	9700	–	4	...	...	...	–	2	2	2	–	–
615	4	...	...	...	...	3	...	...	...	...	...	...	...	...	...	...	...	...	...	...	...	...	...	...

[Data exclude vacant seasonal and vacant migratory housing units. For minimum base for derived figures (percent, average, etc.) and meaning of symbols, see text]

Blocks Within Census Tracts	Total population	Percent of total population				Year-round housing units				Occupied housing units												
								Units in—		Owner					Renter					1.01 or more persons per room				
		Negro	In group quarters	Under 18 years	62 years and over	Total	Lacking some or all plumbing facilities	One-unit structures	Structures of 10 or more units	Total	Lacking some or all plumbing facilities	Average number of rooms	Average value (dollars)	Percent Negro	Total	Lacking some or all plumbing facilities	Average number of rooms	Average contract rent (dollars)	Percent Negro	Total	With all plumbing facilities	One-person households	With female head of family	With roomers, boarders, or lodgers
701	34	–	–	32	18	14	–	14	–	8	–	4.4	6500	–	4	...	...	...	–	1	1	1	–	–
702	35	–	–	23	20	15	–	13	–	11	–	4.8	7600	–	3	...	...	...	–	1	1	2	1	–
703	30	–	–	13	30	15	–	15	–	10	–	4.6	7500	–	4	...	...	...	–	–	–	3	1	–
704	6	–	–	–	33	4	...	...	...	...	...	...	...	–	...	...	...	...	–	...	...	...	...	...
705	92	–	–	19	32	42	1	40	–	33	1	4.9	8100	–	8	–	4.0	49	–	–	–	17	1	–
706	71	–	–	23	37	32	1	29	–	27	–	5.0	8400	–	4	...	...	...	–	1	1	9	3	–
707	35	11	–	14	43	16	–	14	–	13	–	4.7	7900	8	3	...	...	...	...	–	–	4	3	–
708	15	53	–	13	7	7	1	7	–	6	1	5.0	...	50	1	...	...	...	...	–	–	1	–	–
709#	29	–	–	17	24	11	–	6	–	6	–	5.3	7500	–	5	–	3.6	171	–	–	–	1	–	3
712	6	17	–	33	17	2	...	...	...	...	...	...	...	...	...	...	...	...	...	...	...	...	...	...
713	38	100	–	40	16	10	1	10	–	6	–	4.5	4100	100	4	...	...	...	...	2	2	1	2	–
714	27	100	–	19	33	11	–	10	–	10	–	4.2	5400	100	1	...	...	...	...	1	1	2	1	2
715	28	86	–	29	36	12	3	10	–	9	1	4.6	5600	89	3	...	...	...	...	2	2	6	–	1
716	16	100	–	31	6	7	–	7	–	4	...	...	...	...	2	...	...	...	...	1	1	2	1	–
717	18	89	–	44	28	7	3	7	–	5	2	4.8	6700	80	2	...	...	...	...	1	1	3	3	–
718	21	100	–	62	5	4	...	...	...	...	...	...	...	...	...	...	...	...	...	...	...	...	...	...
719	12	100	–	25	25	5	1	5	–	4	...	...	...	...	1	...	...	...	...	–	–	1	2	1
801	22	86	–	9	55	12	2	12	–	7	1	4.6	4300	86	5	1	4.2	...	100	–	–	4	2	–
802	43	79	–	26	26	17	–	17	–	14	–	4.5	5000	64	3	...	...	...	...	1	1	4	3	–
803	40	25	–	20	23	15	–	15	–	14	–	5.1	7800	7	1	...	...	...	...	–	–	5	3	–
804	64	–	–	45	11	16	1	16	–	9	–	5.0	6200	–	7	1	4.9	81	–	4	3	3	–	1
805	50	–	–	22	24	17	–	17	–	13	–	5.5	8300	–	4	...	...	...	–	–	–	4	1	–
806	29	–	–	10	31	16	2	15	–	13	2	5.2	8100	–	2	...	...	...	–	–	–	6	1	–
807	43	–	–	28	19	16	–	15	–	13	–	5.5	6600	–	3	...	...	...	–	3	3	6	2	–
808	54	28	–	35	22	16	–	16	–	14	–	5.1	6000	29	1	...	...	...	...	2	2	1	1	1
809	41	73	–	49	10	10	–	10	–	8	–	5.9	4200	88	2	...	...	...	...	2	2	1	2	–
810	24	75	–	25	29	13	3	13	–	8	3	4.5	5800	63	4	...	...	...	...	1	1	6	2	–
811	42	55	–	38	21	13	2	13	–	10	1	4.9	5400	80	3	...	...	...	...	3	2	4	–	–
812	37	27	–	19	24	15	–	15	–	14	–	4.7	5600	21	1	...	...	...	...	1	1	1	3	–
813	43	7	–	44	21	13	1	13	–	8	1	4.9	7800	13	4	...	...	...	...	1	1	1	–	–
814	41	–	–	27	20	18	–	17	–	13	–	5.8	7400	–	4	...	...	...	–	1	1	6	1	–
815	53	–	–	32	23	18	1	17	–	10	–	6.1	8500	–	8	1	5.0	76	–	–	–	3	1	–
816	23	–	–	30	17	10	1	8	–	9	1	5.3	7500	–	1	...	...	...	–	–	–	4	1	–
817	74	–	–	34	11	24	–	23	–	17	–	5.7	9300	–	6	–	5.3	102	–	1	1	3	–	1
818	44	–	–	27	34	19	1	15	–	16	–	5.2	7600	–	2	...	...	...	–	1	1	6	1	1
819	30	53	–	17	33	13	–	13	–	11	–	4.5	7800	36	2	...	...	...	...	–	–	2	–	–
820	20	65	–	30	25	8	–	8	–	4	...	...	...	...	4	...	...	...	...	1	1	2	2	–
18	4018	4	1	33	17	1477	22	1103	1	905	13	5.8	11900	–	489	9	4.4	84	8	62	62	333	167	36
101	17	–	–	35	18	6	–	6	–	5	–	4.6	7200	–	1	...	...	...	–	–	–	1	–	–
102	157	33	–	67	1	31	1	19	1	3	...	...	...	...	27	–	5.5	67	41	9	9	1	16	–
103	416	21	–	48	10	131	–	95	–	45	–	5.4	9700	4	80	–	4.8	60	30	15	15	15	51	2
104	82	–	9	29	16	29	–	25	–	22	–	5.4	9800	–	3	...	...	...	–	2	2	5	5	1
105	19	–	–	42	11	8	–	8	–	4	...	...	...	–	3	...	...	...	–	–	–	2	2	–
106	45	–	–	29	40	18	2	17	–	16	2	5.1	7400	–	1	...	...	...	–	–	–	4	5	–
108	24	–	–	29	8	8	–	8	–	7	–	6.4	9800	–	1	...	...	...	–	–	–	2	–	–
111	43	–	–	16	37	24	1	16	–	16	1	5.2	8800	–	5	–	3.8	75	–	–	–	9	4	1
112	34	–	–	18	27	18	–	15	–	14	–	5.9	11900	–	2	...	...	...	–	–	–	5	5	–
113	30	–	–	3	40	18	–	16	–	16	–	5.0	8600	–	1	...	...	...	–	–	–	7	1	–
114	37	–	–	22	14	17	–	15	–	11	–	5.5	12100	–	4	...	...	...	–	–	–	4	–	–
115	4	...	...	...	...	3	...	...	...	...	...	...	...	...	...	...	...	...	...	...	...	...	...	...
117#	58	–	–	33	17	18	–	15	–	13	–	5.7	8900	–	5	–	4.4	91	–	–	–	3	1	–
118	27	–	–	15	48	13	–	12	–	9	–	5.9	12100	–	4	...	...	...	–	–	–	5	1	–
119	26	–	–	8	31	14	–	12	–	11	–	5.5	12400	–	2	...	...	...	–	–	–	4	3	1
120	40	–	–	20	20	15	–	13	–	11	–	5.5	11000	–	3	...	...	...	–	–	–	1	2	–
121	14	–	–	14	50	5	–	5	–	5	–	6.0	9800	–	–	–	–	–	–	–	–	–	1	–
122	4	...	...	...	...	1	...	...	...	...	...	...	...	...	...	...	...	...	...	...	...	...	...	...
123	61	–	–	36	8	21	1	19	–	18	1	5.2	12100	–	3	...	...	...	–	3	3	6	2	–
124	20	–	–	35	5	7	–	7	–	7	–	4.7	11600	–	–	–	–	–	–	–	–	3	–	–
125	72	–	–	40	7	21	1	21	–	18	1	5.2	12400	–	3	...	...	...	–	1	1	–	1	–
126	75	–	–	35	3	22	1	22	–	18	1	5.3	12900	–	4	...	...	...	–	–	–	1	–	–
127	68	–	–	35	15	24	–	24	–	24	–	5.6	13100	–	–	–	–	–	–	–	–	6	4	–
128	26	–	–	8	31	11	–	11	–	10	–	5.5	11500	–	1	...	...	...	–	–	–	2	1	–
129	42	–	7	31	17	14	–	8	–	6	–	5.0	14500	–	7	–	4.3	88	–	–	–	2	3	–
201	41	–	–	29	12	14	–	12	–	12	–	5.9	14500	–	–	–	–	–	–	1	1	1	–	–
202	46	–	–	50	15	15	–	11	–	10	–	6.1	19400	–	3	...	...	...	–	–	–	4	–	–
203	36	–	–	22	19	15	–	15	–	12	–	5.3	13500	–	3	...	...	...	–	–	–	3	–	–
204	35	–	–	40	11	13	2	11	–	8	1	5.5	9800	–	4	...	...	...	–	1	1	4	1	1
205	6	–	–	–	–	2	...	...	...	...	...	...	...	–	...	...	...	...	–	...	...	...	...	...
206	28	–	–	57	7	6	–	6	–	3	...	...	...	–	3	...	...	...	–	2	2	–	–	–
207	9	–	–	67	–	2	...	...	...	...	...	...	...	–	...	...	...	...	–	...	...	...	...	...
208	24	–	–	17	17	12	–	12	–	10	–	5.7	12500	–	1	...	...	...	–	–	–	3	1	–
209	37	–	–	41	5	11	–	11	–	10	–	6.8	12900	–	–	–	–	–	–	–	–	2	1	–
210	46	–	–	41	17	15	–	12	–	12	–	5.9	13100	–	3	...	...	...	–	1	1	5	–	–
211	42	–	–	14	31	18	–	10	–	10	–	6.2	15000	–	7	–	5.0	99	–	–	–	3	1	–
212	56	–	–	43	18	16	–	14	–	14	–	6.4	13600	–	2	...	...	...	–	1	1	3	–	1
213	122	–	–	35	21	37	1	35	–	34	1	6.4	13800	–	2	...	...	...	–	1	1	3	3	–
214	34	–	–	35	24	11	–	9	–	6	–	4.3	9300	–	4	...	...	...	–	2	2	1	–	–
215	11	–	–	–	55	6	–	6	–	6	–	5.7	11300	–	–	–	–	–	–	–	–	1	2	–
301	106	–	–	31	14	35	1	30	–	24	–	7.6	16500	–	9	1	5.7	83	–	–	–	5	2	1
302	15	–	–	33	27	6	–	6	–	5	–	5.0	10300	–	1	...	...	...	–	–	–	2	1	–
303	34	–	–	29	18	14	–	13	–	11	–	5.5	11900	–	1	...	...	...	–	–	–	2	–	–
304	66	–	–	33	24	26	1	17	–	16	1	6.7	14700	–	10	–	3.8	79	–	–	–	9	3	1
305	83	–	–	24	24	37	1	28	–	27	1	5.5	13600	–	9	–	3.4	81	–	–	–	12	5	–
306	74	–	–	46	10	21	–	21	–	16	–	5.3	10000	–	5	–	5.4	87	–	1	1	4	2	–
307	37	–	–	27	19	13	–	13	–	13	–	6.0	11700	–	–	–	–	–	–	–	–	1	2	–
308	55	–	–	46	13	16	–	16	–	13	–	4.8	8100	–	2	...	...	...	–	2	2	5	1	–
309	39	–	–	13	28	17	–	17	–	12	–	4.5	7700	–	5	–	4.8	...	–	1	1	3	1	–
310	26	–	–	–	46	15	2	15	–	9	–	4.7	6300	–	6	2	4.2	62	–	–	–	5	–	1
311	42	–	–	31	21	18	–	16	–	15	–	4.8	7300	–	3	...	...	...	–	1	1	6	1	–

[Data exclude vacant seasonal and vacant migratory housing units. For minimum base for derived figures (percent, average, etc.) and meaning of symbols, see text]

Blocks Within Census Tracts	Total population	Percent of total population: Negro	In group quarters	Under 18 years	62 years and over	Year-round housing units: Total	Lacking some or all plumbing facilities	Units in—: One-unit structures	Structures of 10 or more units	Occupied housing units: Owner: Total	Lacking some or all plumbing facilities	Average number of rooms	Average value (dollars)	Percent Negro	Renter: Total	Lacking some or all plumbing facilities	Average number of rooms	Average contract rent (dollars)	Percent Negro	1.01 or more persons per room: Total	With all plumbing facilities	One-person households	With female head of family	With roomers, boarders, or lodgers
312	37	–	–	22	35	18	2	14	–	12	–	5.5	11700	–	5	2	4.6	112	–	–	–	5	–	2
313	22	–	–	14	27	10	–	8	–	7	–	4.9	12300	–	3	...	...	...	–	–	–	2	1	–
314	26	–	–	35	8	9	–	7	–	5	–	5.2	11800	–	4	...	...	...	–	–	–	1	1	–
401	44	–	–	21	30	18	–	15	–	11	–	5.1	7400	–	6	–	4.8	88	–	1	1	6	2	–
402	31	–	–	26	26	14	–	11	–	8	–	5.3	8800	–	6	–	4.0	88	–	–	–	7	1	–
403	49	–	–	6	49	32	–	8	–	7	–	5.4	13300	–	22	–	4.3	106	–	–	–	13	1	1
404	10	–	–	–	40	2	...	...	...	...	...	...	...	–	...	...	...	...	–	...	...	...	...	...
405	85	–	–	22	19	34	–	20	–	21	–	6.8	15200	–	12	–	4.3	104	–	–	–	11	1	2
406	110	–	6	23	8	52	3	21	–	19	–	6.5	13300	–	24	3	3.0	81	–	2	2	14	–	2
407	82	–	–	40	7	28	–	21	–	13	–	6.6	13800	–	9	–	4.8	96	–	–	–	4	–	1
408	26	–	–	27	15	10	–	4	–	4	...	...	...	–	5	–	4.6	90	–	–	–	3	1	1
409	80	3	–	26	26	36	–	23	–	18	–	6.4	15100	–	15	–	3.5	110	7	–	–	10	2	3
410	57	–	–	42	14	20	–	12	–	12	–	7.8	18200	–	6	–	4.0	85	–	–	–	5	1	–
411	72	–	–	36	17	27	2	18	–	18	2	6.7	15500	–	7	–	4.0	91	–	–	–	8	1	1
412	39	–	–	31	26	17	–	13	–	11	–	5.8	11100	–	5	–	3.4	79	–	–	–	5	2	1
413	48	2	–	29	2	19	–	14	–	13	–	5.7	9000	–	6	–	4.8	74	–	1	1	4	1	–
414	50	–	–	32	14	21	–	15	–	14	–	6.2	10600	–	5	–	3.8	73	–	2	2	5	2	–
415	68	–	–	49	7	17	–	15	–	12	–	6.2	8100	–	4	...	...	...	–	2	2	3	1	–
416	64	–	–	22	27	33	–	8	–	9	–	5.3	8000	–	23	–	3.9	92	–	2	2	16	4	2
417	77	–	–	31	8	29	–	14	–	10	–	6.4	14200	–	18	–	4.4	100	–	–	–	8	3	1
418	81	–	10	14	17	36	–	16	–	16	–	5.7	12500	–	16	–	4.4	105	–	–	–	9	3	6
419	82	–	–	32	10	29	–	11	–	15	–	7.5	18100	–	12	–	4.0	88	–	1	1	8	1	1
420	122	3	–	46	10	34	–	24	–	18	–	7.1	13600	–	15	–	4.8	89	7	5	5	4	2	–
421	65	5	–	31	15	24	–	16	–	8	–	5.6	7400	–	15	–	4.7	80	7	1	1	5	–	–
19	2466	3	5	34	20	826	63	687	–	504	33	4.7	8100	–	289	24	4.5	66	5	78	71	164	90	18
101	15	–	20	20	27	5	–	5	–	5	–	5.4	....	–	–	–	–	–	–	–	–	2	–	–
102#	44	–	–	43	11	16	–	9	–	5	–	5.2	7800	–	8	–	4.9	68	–	1	1	2	–	2
103	41	–	–	32	10	14	–	14	–	12	–	5.3	10800	–	2	...	...	...	–	–	–	3	–	–
104	15	–	–	7	13	8	–	8	–	7	–	5.0	11800	–	1	...	...	...	–	–	–	3	–	–
105	12	–	–	42	17	4	...	...	...	...	...	...	...	–	...	...	...	...	–	...	...	...	...	...
106	21	–	–	19	14	8	3	8	–	6	3	4.2	5300	–	2	...	...	...	–	1	–	3	1	–
107	24	–	–	50	17	7	3	6	–	6	2	4.0	5600	–	1	...	...	...	–	2	1	1	1	–
108	13	–	–	31	23	5	–	5	–	2	...	...	...	–	3	...	...	...	–	–	–	1	–	–
109	26	–	–	46	4	7	–	7	–	5	–	5.0	10300	–	2	...	...	...	–	–	–	–	–	–
110	35	–	–	49	14	9	–	9	–	8	–	4.6	7500	–	1	...	...	...	–	2	2	1	–	1
111	35	–	–	29	29	15	–	15	–	11	–	4.9	8700	–	4	...	...	...	–	1	1	7	1	–
112	41	–	–	22	12	18	–	14	–	11	–	5.5	10800	–	6	–	3.7	86	–	1	1	5	2	1
113	33	–	–	18	18	12	–	12	–	9	–	5.7	9000	–	2	...	...	...	–	1	1	1	–	–
114	15	–	–	27	27	7	1	5	–	4	...	...	...	–	3	...	...	...	–	–	–	4	–	–
115	5	–	–	–	100	3	...	...	...	...	...	...	...	–	...	...	...	...	–	...	...	...	...	...
116	14	–	–	21	21	5	1	5	–	1	...	...	...	–	4	...	...	...	–	–	–	1	–	1
117	10	–	–	20	20	4	...	...	...	...	...	...	...	–	...	...	...	...	–	...	...	...	...	...
118	10	–	–	50	–	3	...	...	...	...	...	...	...	–	...	...	...	...	–	...	...	...	...	...
119	26	–	–	–	35	13	–	11	–	9	–	4.4	10100	–	3	...	...	...	–	–	–	3	2	–
201	16	–	–	6	38	9	–	9	–	8	–	4.9	11300	–	1	...	...	...	–	–	–	3	1	–
202	20	–	–	10	35	9	–	8	–	6	–	5.8	12800	–	3	...	...	...	–	1	1	3	–	1
203	43	–	–	21	23	22	1	22	–	15	–	4.6	8400	–	5	–	4.0	...	–	–	–	5	1	–
204	27	–	–	30	41	9	–	9	–	9	–	5.4	10100	–	–	–	–	–	–	1	1	–	–	1
207	48	–	–	31	23	16	–	15	–	13	–	4.6	14700	–	3	...	...	...	–	1	1	1	2	2
208	7	–	–	–	–	3	...	...	...	...	...	...	...	–	...	...	...	...	–	...	...	...	...	...
209	20	–	–	5	35	10	1	9	–	7	1	4.7	12000	–	2	...	...	...	–	–	–	3	–	–
210	46	–	–	28	15	19	1	18	–	16	–	4.3	10200	–	2	...	...	...	–	1	1	4	–	–
211	43	–	–	51	9	12	–	11	–	8	–	4.8	10600	–	4	...	...	...	–	1	1	–	6	–
212	8	–	–	–	25	4	...	...	...	...	...	...	...	–	...	...	...	...	–	...	...	...	...	...
213	13	–	–	23	–	6	–	6	–	4	...	...	...	–	2	...	...	...	–	–	–	2	–	–
214	173	9	69	16	68	16	1	7	–	5	1	5.6	13000	–	10	–	4.4	51	30	3	3	1	7	–
215	27	–	–	7	7	12	–	6	–	9	–	4.7	8800	–	3	...	...	...	–	–	–	4	1	2
216	32	–	–	19	16	14	2	14	–	11	1	4.7	7800	–	2	...	...	...	–	–	–	2	1	–
301	17	–	–	35	35	8	2	8	–	6	2	4.7	12000	–	1	...	...	...	–	–	–	3	1	–
302	14	–	–	21	21	5	–	4	–	5	–	4.0	...	–	–	–	–	–	–	–	–	–	–	–
304	235	11	–	64	–	50	–	7	–	–	–	–	–	–	50	–	5.1	68	12	10	10	2	20	1
305	150	23	–	61	7	38	–	3	–	–	–	–	–	–	38	–	4.8	56	16	7	7	3	22	–
306	18	–	–	17	6	7	–	5	–	6	–	3.8	....	–	1	...	...	...	–	1	1	–	–	–
317	7	–	–	14	43	4	...	...	...	...	...	...	...	–	...	...	...	...	–	...	...	...	...	...
318	7	–	–	14	29	4	...	...	...	...	...	...	...	–	...	...	...	...	–	...	...	...	...	...
319	4	...	...	...	...	2	...	...	...	...	...	...	...	...	...	...	...	...	...	...	...	...	...	...
320	23	–	–	17	44	8	–	8	–	8	–	4.5	6500	–	–	–	–	–	–	2	2	–	1	–
321	13	–	–	23	23	7	3	7	–	5	2	3.8	4600	–	2	...	...	...	–	–	–	4	–	–
322	19	–	–	42	26	7	–	7	–	5	–	4.6	5600	–	1	...	...	...	–	–	–	1	–	–
323	25	–	–	40	20	9	–	8	–	7	–	4.9	10000	–	2	...	...	...	–	2	2	3	2	–
324	14	–	–	43	7	5	2	5	–	5	2	4.0	6700	–	–	–	–	–	–	1	1	2	–	–
325	23	–	–	35	4	8	1	8	–	5	1	4.6	5700	–	2	...	...	...	–	–	–	–	3	–
326#	34	–	–	38	21	13	–	11	–	6	–	4.5	6600	–	5	–	4.4	78	–	–	–	1	1	–
401	54	–	–	46	7	14	1	14	–	10	1	5.2	5400	–	4	...	...	...	–	5	5	2	–	–
402	13	–	–	39	15	6	1	6	–	4	...	...	...	–	1	...	...	...	–	–	–	2	–	–
405	23	–	–	30	9	10	–	10	–	5	–	4.6	6700	–	4	...	...	...	–	–	–	3	–	–
406	39	–	–	39	5	11	–	11	–	8	–	4.8	6800	–	3	...	...	...	–	1	1	2	–	–
407	25	–	–	32	20	10	1	10	–	6	–	4.7	7500	–	4	...	...	...	–	1	1	2	1	–
408	33	–	–	39	18	10	1	7	–	7	1	4.6	5200	–	3	...	...	...	–	2	1	3	2	–
409	27	–	–	33	11	10	1	10	–	7	–	4.7	5000	–	2	...	...	...	–	2	2	2	–	–
410	14	–	–	14	21	8	–	8	–	5	–	5.6	9300	–	1	...	...	...	–	–	–	2	–	–
411	34	–	–	41	18	11	–	11	–	6	–	4.7	5300	–	5	–	4.8	92	–	2	2	2	–	–
412	21	–	–	29	29	9	2	8	–	5	–	5.6	8300	–	4	...	...	...	–	–	–	3	–	–
413	26	–	–	15	35	10	2	10	–	9	1	3.8	5000	–	1	...	...	...	–	–	–	1	–	–
414	17	–	–	6	71	8	–	8	–	7	–	4.4	5800	–	1	...	...	...	–	–	–	–	–	–
415	34	–	–	53	12	9	–	9	–	6	–	4.7	7000	–	3	...	...	...	–	3	3	3	–	–
416	11	–	–	36	27	3	...	...	...	...	...	...	...	–	...	...	...	...	–	...	...	...	...	...
417	13	–	–	31	15	4	...	...	...	...	...	...	...	–	...	...	...	...	–	...	...	...	...	...

[Data exclude vacant seasonal and vacant migratory housing units. For minimum base for derived figures (percent, average, etc.) and meaning of symbols, see text]

Blocks Within Census Tracts	Total population	Percent of total population: Negro	Percent of total population: In group quarters	Percent of total population: Under 18 years	Percent of total population: 62 years and over	Year-round housing units: Total	Year-round housing units: Lacking some or all plumbing facilities	Year-round housing units: Units in — One-unit structures	Year-round housing units: Units in — Structures of 10 or more units	Occupied housing units: Owner: Total	Owner: Lacking some or all plumbing facilities	Owner: Average number of rooms	Owner: Average value (dollars)	Owner: Percent Negro	Occupied housing units: Renter: Total	Renter: Lacking some or all plumbing facilities	Renter: Average number of rooms	Renter: Average contract rent (dollars)	Renter: Percent Negro	1.01 or more persons per room: Total	1.01 or more persons per room: With all plumbing facilities	One-person households	With female head of family	With roomers, boarders, or lodgers
418	22	–	–	50	–	5	–	5	–	4	...	...	...	–	1	...	...	...	–	2	2	–	–	–
501	18	–	–	11	11	6	1	6	–	4	...	...	...	–	2	...	...	...	–	–	–	2	–	1
503	29	–	–	45	14	11	1	11	–	6	–	5.5	6200	–	3	...	...	...	–	1	1	2	–	–
504	23	–	–	17	17	9	–	9	–	8	–	5.3	7200	–	1	...	...	...	–	–	–	2	1	–
505	16	–	–	–	44	8	–	8	–	6	–	5.0	6800	–	2	...	...	...	–	–	–	2	–	–
506	36	–	–	33	14	15	1	15	–	8	–	4.6	9000	–	6	1	4.3	72	–	–	–	4	1	–
507	13	–	–	15	62	6	2	6	–	4	...	...	...	–	1	...	...	...	–	–	–	1	–	–
508	33	–	–	18	18	14	–	13	–	7	–	4.3	5300	–	6	–	4.5	57	–	–	–	1	1	1
509#	93	–	–	43	15	29	8	25	–	19	2	4.2	4700	–	7	5	4.1	46	–	6	5	6	1	1
510	15	–	–	7	40	11	2	11	–	6	1	4.5	5800	–	4	...	...	...	–	–	–	6	–	–
511	38	–	–	26	13	13	2	12	–	7	–	4.6	6200	–	5	1	3.8	45	–	1	1	1	–	–
512#	66	–	–	36	29	25	5	24	–	18	2	4.5	4300	–	7	3	3.3	35	–	4	4	9	2	1
513	4	...	...	...	...	1	...	...	...	...	...	...	...	...	...	...	...	...	...	...	...	...	...	...
514	4	...	...	...	...	2	...	...	...	...	...	...	...	...	...	...	...	...	...	...	...	...	...	...
515	44	–	–	32	14	15	1	14	–	8	–	5.0	15500	–	7	1	4.9	58	–	2	1	3	1	–
516	10	–	–	–	50	5	1	4	–	4	...	...	...	–	1	...	...	...	–	1	1	1	–	–
517	3	...	...	...	...	1	...	...	...	...	...	...	...	...	...	...	...	...	...	...	...	...	...	...
518	12	–	–	50	17	2	...	...	...	...	...	...	...	...	...	...	...	...	...	...	...	...	...	...
520	10	–	–	–	40	7	–	5	–	3	...	...	...	–	4	...	...	...	–	–	–	4	–	–
521	22	–	–	59	9	4	...	...	...	...	...	...	...	–	...	...	...	...	–	...	...	...	...	...
522	7	–	–	14	57	4	...	...	...	...	...	...	...	–	...	...	...	...	–	...	...	...	...	...
524	3	...	...	...	...	1	...	...	...	...	...	...	...	...	...	...	...	...	...	...	...	...	...	...
101	1554	–	35	21	8	336	14	286	–	283	8	5.3	18000	–	49	5	4.3	88	–	23	20	47	21	6
101	12	–	–	17	–	4	...	...	...	...	...	...	...	–	...	...	...	...	–	...	...	...	...	...
102	8	–	–	50	–	2	...	...	...	...	...	...	...	–	...	...	...	...	–	...	...	...	...	...
103	17	–	–	35	18	5	–	5	–	5	–	5.2	...	–	–	–	–	–	–	1	1	–	1	–
104	28	–	–	18	36	8	1	7	–	8	1	5.3	7600	–	–	–	–	–	–	1	1	–	2	–
105	8	–	–	50	–	2	...	...	...	...	...	...	...	–	...	...	...	...	–	...	...	...	...	...
106	9	–	–	33	11	3	...	...	...	...	...	...	...	–	...	...	...	...	–	...	...	...	...	...
107	6	–	–	33	33	2	...	...	...	...	...	...	...	–	...	...	...	...	–	...	...	...	...	...
108	11	–	–	27	–	3	...	...	...	...	...	...	...	–	...	...	...	...	–	...	...	...	...	...
109	8	–	–	–	–	3	...	...	...	...	...	...	...	–	...	...	...	...	–	...	...	...	...	...
110	14	–	–	50	–	5	–	2	–	3	...	...	...	–	–	–	–	–	–	...	...	...	...	...
111	11	–	–	9	9	7	–	4	–	7	–	4.7	...	–	–	–	–	–	–	–	–	4	–	–
112	15	–	–	40	7	5	–	3	–	4	...	...	...	–	1	...	...	...	–	–	–	1	1	–
113	12	–	–	42	–	3	...	...	...	...	...	...	...	–	...	...	...	...	–	...	...	...	...	...
201	4	...	...	...	...	1	...	...	...	...	...	...	...	...	...	...	...	...	...	...	...	...	...	...
203	50	–	–	30	10	18	–	10	–	12	–	4.6	...	–	6	–	3.3	...	–	2	2	1	3	–
204	29	–	–	24	14	9	1	8	–	8	–	5.1	10000	–	1	...	...	...	–	–	–	1	1	–
205	80	–	–	29	21	25	2	18	–	22	1	4.5	6500	–	3	...	...	...	–	3	2	4	–	–
208	34	–	–	29	12	10	–	8	–	9	–	4.8	9500	–	1	...	...	...	–	1	1	1	1	1
209	30	–	–	37	–	9	–	6	–	8	–	4.6	13000	–	1	...	...	...	–	–	–	–	1	1
210	10	–	–	10	30	5	1	4	–	5	1	3.6	...	–	–	–	–	–	–	1	–	1	–	–
211	18	–	–	44	6	7	–	6	–	6	–	4.3	10800	–	1	...	...	...	–	1	1	3	1	–
213	14	–	–	29	29	5	–	4	–	4	...	...	...	–	1	...	...	...	–	–	–	–	–	–
214	22	–	–	27	9	9	–	5	–	6	–	4.5	13300	–	3	...	...	...	–	1	1	2	–	–
215	23	–	–	30	9	6	–	6	–	6	–	5.3	8800	–	–	–	–	–	–	1	1	–	–	–
216	29	–	–	38	–	9	–	8	–	8	–	4.6	10000	–	1	...	...	...	–	–	–	–	–	–
217	23	–	–	26	22	11	–	10	–	8	–	5.0	13400	–	2	...	...	...	–	–	–	4	–	–
218	26	–	–	31	8	9	1	9	–	8	1	4.9	6200	–	1	...	...	...	–	2	2	2	–	1
219	12	–	–	42	–	3	...	...	...	...	...	...	...	–	...	...	...	...	–	...	...	...	...	...
921	74	–	–	43	1	20	–	19	–	15	–	6.3	33000	–	5	–	4.6	...	–	1	1	1	1	–
922	12	–	–	25	8	7	1	4	–	6	–	4.5	...	–	–	–	–	–	–	–	–	2	–	–
923	38	–	–	42	5	11	1	11	–	8	–	7.0	...	–	3	...	...	...	–	2	2	2	1	–
926	98	–	–	29	16	35	6	34	–	29	4	5.4	17900	–	6	2	4.7	...	–	1	–	6	1	–
928	14	–	–	29	29	6	–	6	–	6	–	6.0	26500	–	–	–	–	–	–	–	–	2	–	–
929	16	–	–	19	44	7	–	7	–	7	–	5.9	28800	–	–	–	–	–	–	–	–	2	1	1
930	63	2	70	2	11	9	–	9	–	8	–	5.1	25300	–	1	...	...	...	...	–	–	1	2	1
931	676	–	74	11	2	53	–	51	–	44	–	6.4	30700	–	9	–	4.7	...	–	2	2	7	3	1
102	4969	–	–	37	8	1573	62	1385	11	1286	46	5.2	14800	–	245	9	4.1	109	–	84	81	161	74	17
101	46	–	–	41	–	14	–	14	–	11	–	5.9	15200	–	3	...	...	...	–	–	–	–	2	–
102#	78	–	–	49	5	19	–	19	–	13	–	5.7	15600	–	5	–	5.0	120	–	3	3	1	–	–
103	46	–	–	44	2	13	–	13	–	10	–	5.5	15900	–	3	...	...	...	–	–	–	1	–	–
104	52	–	–	52	–	13	–	13	–	10	–	5.2	15500	–	3	...	...	...	–	2	2	1	1	–
105	102	4	–	50	2	25	1	25	–	22	1	5.4	17700	5	3	...	...	...	...	3	3	1	1	–
106	69	–	–	52	1	16	–	16	–	16	–	5.4	17000	–	–	–	–	–	–	3	3	–	1	–
108	9	–	–	33	33	3	...	...	...	...	...	...	...	–	...	...	...	...	–	...	...	...	...	...
109	147	–	–	41	6	41	2	39	–	39	2	5.4	18600	–	2	...	...	...	–	1	1	2	2	–
110	94	–	–	31	9	29	–	28	–	25	–	5.0	15300	–	4	...	...	...	–	–	–	–	3	–
111	44	–	–	21	27	17	–	16	–	17	–	4.5	15000	–	–	–	–	–	–	–	–	4	1	–
112	93	–	–	20	12	34	2	32	–	27	2	5.0	15600	–	6	–	3.2	148	–	3	3	4	1	–
113	52	–	–	23	10	22	–	9	11	11	–	5.2	21000	–	10	–	2.5	153	–	2	2	9	–	3
114	31	–	–	29	10	13	2	13	–	13	2	4.1	11500	–	–	–	–	–	–	–	–	4	–	–
201	10	–	–	40	10	3	...	...	...	...	...	...	...	–	...	...	...	...	–	...	...	...	...	...
202	4	...	...	...	...	2	...	...	...	...	...	...	...	...	...	...	...	...	...	...	...	...	...	...
203	8	–	–	25	–	3	...	...	...	...	...	...	...	–	...	...	...	...	–	...	...	...	...	...
204	55	–	–	47	4	16	4	15	–	13	3	4.8	9100	–	3	...	...	...	–	–	–	2	1	–
205	8	–	–	50	–	2	...	...	...	...	...	...	...	–	...	...	...	...	–	...	...	...	...	...
206	16	–	–	25	6	7	1	7	–	4	...	...	...	–	2	...	...	...	–	–	–	–	–	–
207	32	–	–	53	3	8	–	7	–	7	–	5.3	10300	–	1	...	...	...	–	1	1	1	–	–
208	43	–	–	40	2	12	2	12	–	9	2	4.7	8700	–	3	...	...	...	–	–	–	1	–	–
209#	86	–	–	29	19	35	–	24	–	23	–	4.9	11400	–	10	–	3.2	92	–	3	3	6	4	–
301	141	–	–	33	6	48	5	42	–	39	4	4.9	11800	–	5	–	4.0	...	–	1	1	6	4	–
304	8	–	–	25	25	3	...	...	...	...	...	...	...	–	...	...	...	...	–	...	...	...	...	...
305	49	–	–	27	27	20	1	18	–	17	–	4.8	11400	–	3	...	...	...	–	1	1	5	3	–
306	18	–	–	44	–	5	1	4	–	4	...	...	...	–	1	...	...	...	–	–	–	–	–	–
307	31	–	–	19	7	10	–	9	–	8	–	5.1	19500	–	2	...	...	...	–	–	–	1	–	–

(Data exclude vacant seasonal and vacant migratory housing units. For minimum base for derived figures (percent, average, etc.) and meaning of symbols, see text)

Blocks Within Census Tracts	Percent of total population				Year-round housing units				Occupied housing units													
							Units in—		Owner					Renter					1.01 or more persons per room				
	Total population	Negro	In group quarters	Under 18 years	62 years and over	Total	Lacking some or all plumbing facilities	One-unit structures	Structures of 10 or more units	Total	Lacking some or all plumbing facilities	Average number of rooms	Average value (dollars)	Percent Negro	Total	Lacking some or all plumbing facilities	Average number of rooms	Average contract rent (dollars)	Percent Negro	Total	With all plumbing facilities	One-person households	With female head of family	With roomers, boarders, or lodgers
308	27	–	–	22	19	11	–	10	–	9	–	5.3	9600	–	2	...	...	...	–	–	–	3	2	–
310	10	–	–	20	40	4	...	...	...	...	...	...	...	–	...	...	...	...	–	...	...	...	...	...
311	33	–	–	36	9	13	–	10	–	8	–	5.1	13600	–	4	...	...	...	–	–	–	1	2	–
314	76	–	–	24	9	27	–	27	–	23	–	4.7	13800	–	3	...	...	...	–	–	–	1	4	–
315	16	–	–	25	6	6	1	6	–	6	1	4.7	13300	–	–	–	–	–	–	–	–	–	1	–
316	43	–	–	35	28	15	–	15	–	15	–	5.1	12900	–	–	–	–	–	–	1	1	2	1	–
401	49	–	–	27	27	17	1	17	–	17	1	4.8	15400	–	–	–	–	–	–	1	1	1	1	–
402#	31	–	–	39	–	10	–	8	–	5	–	4.2	...	–	5	–	4.4	91	–	1	1	–	1	–
403	27	–	–	41	7	8	–	6	–	8	–	4.9	11300	–	–	–	–	–	–	1	1	1	–	–
404	21	–	–	24	5	8	1	5	–	6	–	4.3	...	–	2	...	...	...	–	1	1	2	1	–
405	49	–	–	31	20	15	–	15	–	14	–	5.2	12300	–	1	...	...	...	–	–	–	1	1	–
406	102	–	–	23	17	41	1	33	–	27	–	4.9	8300	–	13	1	3.2	81	–	1	1	8	–	2
407	3	...	...	...	...	1	...	...	...	...	...	...	...	...	...	...	...	...	...	...	...	...	...	...
501	154	–	–	30	5	66	4	30	–	45	3	4.3	7900	–	15	–	3.1	115	–	9	6	15	5	1
502	61	–	–	46	2	17	–	17	–	16	–	5.3	9800	–	1	...	...	...	–	–	–	–	3	–
503	38	–	–	53	–	10	–	10	–	8	–	5.0	10000	–	2	...	...	...	–	–	–	–	3	–
504	69	6	–	49	6	18	–	18	–	16	–	5.0	9200	6	1	...	...	...	...	4	4	1	1	–
505	5	–	–	20	20	3	...	...	...	...	...	...	...	–	...	...	...	...	...	...	...	...	...	...
506	34	–	–	41	9	13	4	7	–	7	–	4.6	...	–	3	...	...	...	–	2	2	1	–	1
507	53	–	–	47	–	14	–	13	–	14	–	4.9	8300	–	–	–	–	–	–	1	1	1	–	–
508	61	–	15	51	–	17	–	15	–	15	–	4.6	8800	–	2	...	...	...	–	1	1	4	2	–
509	63	–	–	49	–	16	–	16	–	15	–	5.3	10900	–	1	...	...	...	–	2	2	–	3	–
510	68	–	–	49	–	17	–	16	–	15	–	5.2	10200	–	2	...	...	...	–	1	1	–	–	–
511	50	–	–	44	6	14	–	14	–	11	–	4.7	8800	–	3	...	...	...	–	1	1	–	–	–
512	45	–	–	47	7	13	–	12	–	8	–	4.5	9100	–	5	–	4.4	83	–	3	3	2	1	–
513	64	–	–	53	–	14	–	14	–	11	–	5.9	13100	–	3	...	...	...	–	1	1	–	1	–
902	27	–	–	48	7	7	1	7	–	4	...	...	...	–	2	...	...	...	–	–	–	–	1	–
905	9	–	–	44	–	2	...	...	...	...	...	...	...	–	...	...	...	...	–	...	...	...	...	...
908	220	–	–	28	12	86	3	57	–	68	3	4.6	14800	–	16	–	4.1	102	–	1	1	17	2	2
909	20	–	–	30	–	7	–	7	–	6	–	5.7	22300	–	1	...	...	...	–	–	–	–	–	1
910	7	–	–	–	–	3	...	...	...	...	...	...	...	–	...	...	...	...	–	...	...	...	...	...
911	76	–	–	37	1	20	–	20	–	19	–	5.5	19000	–	1	...	...	...	–	1	1	1	–	–
912	23	–	–	44	–	7	–	7	–	6	–	5.8	19800	–	1	...	...	...	–	–	–	–	–	–
913	70	–	–	34	4	20	–	20	–	20	–	6.1	24600	–	–	–	–	–	–	–	–	–	–	–
914	279	–	–	39	7	82	2	75	–	64	1	5.7	19000	–	15	1	4.6	132	–	5	5	3	2	1
915	44	–	–	50	7	10	–	9	–	9	–	5.6	17000	–	1	...	...	...	–	1	1	1	–	–
923	890	–	–	36	8	282	16	261	–	243	14	5.5	18100	–	32	1	4.2	130	–	9	9	28	7	2
924	19	–	–	42	11	6	–	4	–	4	...	...	...	–	2	...	...	...	–	–	–	–	1	–
925	72	–	–	40	4	19	–	19	–	18	–	5.5	16600	–	1	...	...	...	–	–	–	–	–	2
934	23	–	–	44	13	5	–	4	–	3	...	...	...	–	2	...	...	...	–	3	3	–	–	–
935	43	–	–	35	12	14	1	13	–	9	1	5.2	10800	–	4	...	...	...	–	1	1	1	–	–
936	276	3	–	44	8	75	–	66	–	64	–	5.4	15700	2	9	–	4.1	135	–	4	4	4	1	1
937	247	–	4	26	12	87	5	79	–	66	3	5.2	13100	–	19	2	4.0	67	–	4	4	12	–	1
103	1643	1	41	24	14	301	88	271	5	235	58	4.9	8800	–	49	19	4.2	61	–	37	22	44	24	2
201	320	2	86	7	41	16	1	11	3	9	1	5.1	16000	–	6	–	2.2	...	–	3	2	4	1	–
202	109	–	–	43	9	31	4	31	–	28	3	5.4	14700	–	2	...	...	...	–	–	–	3	2	–
203	53	–	–	43	8	15	3	14	–	13	3	5.5	7400	–	2	...	...	...	–	2	1	2	2	1
204	42	–	–	43	14	13	4	10	–	9	–	6.8	9100	–	3	...	...	...	–	1	–	2	1	–
205	15	–	67	13	7	2	...	...	...	...	...	...	...	–	...	...	...	...	–	...	...	...	...	...
206	320	3	98	–	1	5	–	–	1	–	–	–	–	–	5	–	3.6	...	–	–	–	5	–	–
207	23	–	100	–	4	–	–	–	–	–	–	–	–	–	–	–	–	–	–	–	–	–	–	–
209	42	–	98	–	2	1	...	...	...	...	...	...	...	–	...	...	...	...	–	...	...	...	...	...
210	15	–	87	–	20	1	...	...	...	...	...	...	...	–	...	...	...	...	–	...	...	...	...	...
211	2	...	...	...	...	1	...	...	...	...	...	...	...	...	...	...	...	...	...	...	...	...	...	...
213	81	–	–	30	10	25	2	25	–	16	1	5.9	10800	–	7	1	5.7	71	–	–	–	1	–	–
214	145	–	–	39	14	46	11	45	–	39	7	4.5	8200	–	5	3	4.6	...	–	3	2	8	4	–
215	173	–	–	43	10	47	19	44	–	42	14	4.5	6900	–	4	...	...	...	–	10	7	6	3	1
216	40	–	–	43	3	12	4	12	–	11	3	4.6	8300	–	–	–	–	–	–	1	1	1	1	–
217	15	–	–	53	–	6	4	6	–	4	...	...	...	–	–	–	–	–	–	...	...	...	...	...
218	2	...	...	...	...	1	...	...	...	...	...	...	...	...	...	...	...	...	...	...	...	...	...	...
219	19	–	–	47	16	8	4	6	–	5	2	3.6	...	–	1	...	...	...	–	2	1	1	1	–
220	11	–	–	9	46	5	2	5	–	4	...	...	...	–	1	...	...	...	–	–	–	1	–	–
223	21	–	–	48	10	5	2	5	–	5	2	4.6	4600	–	–	–	–	–	–	2	1	–	–	–
224	4	...	...	...	...	4	...	...	...	...	...	...	...	...	...	...	...	...	...	...	...	...	...	...
225	2	...	...	...	...	1	...	...	...	...	...	...	...	...	...	...	...	...	...	...	...	...	...	...
901	32	–	–	50	6	8	5	7	–	6	4	4.0	4600	–	1	...	...	...	–	4	2	–	1	–
902	1	...	...	...	...	1	...	...	...	...	...	...	...	...	...	...	...	...	...	...	...	...	...	...
903	11	–	–	46	–	3	...	...	...	...	...	...	...	–	...	...	...	...	–	...	...	...	...	...
904#	145	–	–	42	8	44	19	40	–	36	12	4.6	6600	–	6	5	4.2	45	–	7	4	5	7	–
104	1934	–	–	38	10	600	117	537	1	478	73	4.7	8300	–	102	37	4.1	53	–	81	55	79	38	7
112	49	–	–	12	22	24	5	23	–	20	2	4.7	8400	–	2	...	...	...	–	–	–	4	1	–
113	45	–	–	38	16	16	–	11	–	16	–	4.6	15100	–	–	–	–	–	–	3	3	5	2	–
201	15	–	–	20	33	7	4	7	–	5	3	3.8	...	–	2	...	...	...	–	–	–	2	1	–
203	41	–	–	34	22	14	4	14	–	11	2	4.5	7100	–	3	...	...	...	–	1	–	4	3	–
204	66	–	–	52	2	16	5	16	–	12	3	5.0	6100	–	4	...	...	...	–	6	3	2	–	1
205	35	–	–	31	9	10	–	10	–	10	–	5.1	10700	–	–	–	–	–	–	1	1	–	–	–
206	58	–	–	59	2	12	5	10	–	10	3	4.5	7100	–	2	...	...	...	–	6	4	–	–	–
208	36	–	–	47	6	11	2	9	–	7	1	5.0	10300	–	3	...	...	...	–	2	1	1	2	–
209	20	–	–	40	10	6	1	6	–	5	1	5.4	5200	–	1	...	...	...	–	–	–	2	–	–
210	52	–	–	40	4	17	5	17	–	15	4	4.5	7400	–	1	...	...	...	–	2	2	3	–	–
211	23	–	–	44	4	7	1	7	–	3	...	...	...	–	4	...	...	...	–	1	1	1	–	–
212	13	–	–	46	–	3	...	...	...	...	...	...	...	–	...	...	...	...	–	...	...	...	...	...
213	87	–	–	44	10	22	6	17	–	15	2	5.2	9400	–	7	4	4.4	45	–	5	4	3	2	–
215	71	–	–	42	9	19	3	18	–	15	3	4.2	4800	–	4	...	...	...	–	3	3	2	–	–
216	16	–	–	38	13	5	2	4	–	2	...	...	...	–	3	...	...	...	–	–	–	–	2	–
217	204	–	–	41	7	61	6	53	1	50	3	4.9	11600	–	8	3	4.4	67	–	9	6	4	2	1
924	217	–	–	35	13	68	10	61	–	55	6	4.7	10900	–	11	2	4.6	61	–	12	10	11	1	2

[Data exclude vacant seasonal and vacant migratory housing units. For minimum base for derived figures (percent, average, etc.) and meaning of symbols, see text]

Blocks Within Census Tracts	Total population	Percent of total population				Year-round housing units				Occupied housing units												
								Units in—		Owner					Renter					1.01 or more persons per room				
	Total population	Negro	In group quarters	Under 18 years	62 years and over	Total	Lacking some or all plumbing facilities	One-unit structures	Structures of 10 or more units	Total	Lacking some or all plumbing facilities	Average number of rooms	Average value (dollars)	Percent Negro	Total	Lacking some or all plumbing facilities	Average number of rooms	Average contract rent (dollars)	Percent Negro	Total	With all plumbing facilities	One-person households	With female head of family	With roomers, boarders, or lodgers
925	34	–	–	24	9	12	1	11	–	10	1	5.0	10100	–	1	...	...	...	–	1	1	2	–	–
926	231	–	–	37	11	73	10	63	–	53	7	5.0	9100	–	16	3	4.0	56	–	7	4	8	2	–
927	11	–	–	55	–	2	...	...	...	...	...	...	...	–	...	...	...	...	–	...	...	...	...	...
928	58	–	–	38	14	18	4	16	–	17	4	4.4	5500	–	1	...	...	...	–	3	3	2	–	–
930	12	–	–	25	17	4	...	...	...	...	...	...	...	–	...	...	...	...	–	...	...	...	...	...
931	540	–	–	35	10	173	39	155	–	141	22	4.7	6800	–	26	14	4.0	44	–	17	8	23	18	3
105	3518	–	–	35	15	1217	282	1050	1	862	139	4.7	6100	–	297	116	3.9	51	–	160	102	250	108	16
201	6	–	–	–	67	3	...	...	...	...	...	...	...	–	...	...	...	...	–	...	...	...	...	...
202	22	–	–	50	5	5	2	5	–	3	...	...	...	–	2	...	...	...	–	3	2	1	–	–
203	23	–	–	30	4	9	1	9	–	3	...	...	...	–	5	–	4.0	49	–	1	1	2	2	–
204	35	–	–	26	34	15	4	15	–	8	1	4.4	5800	–	7	3	4.4	43	–	–	–	5	2	–
205	13	–	–	31	15	4	...	...	...	...	...	...	...	–	...	...	...	...	–	...	...	...	...	...
206	33	–	–	33	15	12	–	10	–	10	–	4.5	5600	–	2	...	...	...	–	–	–	2	–	–
207	8	–	–	–	50	6	1	3	–	2	...	...	...	–	4	...	...	...	–	–	–	4	–	–
208	12	–	–	42	17	2	...	...	...	...	...	...	...	–	...	...	...	...	–	...	...	...	...	...
209	19	–	–	42	11	7	–	6	–	5	–	4.6	...	–	–	–	–	–	–	–	–	–	–	–
210	31	–	–	26	26	16	8	11	–	5	1	4.2	...	–	10	7	3.5	32	–	–	–	7	–	–
211	25	–	–	20	32	8	2	4	–	5	–	4.8	...	–	3	...	...	...	–	2	1	2	1	1
212	21	–	–	24	19	10	2	3	–	9	2	4.4	...	–	1	...	...	...	–	–	–	4	–	–
213#	14	–	–	14	14	8	7	8	–	1	...	...	...	–	6	6	2.5	55	–	2	–	2	–	–
214	42	–	–	29	29	17	3	16	–	9	–	5.1	6200	–	6	2	4.3	41	–	1	1	4	2	–
215	31	–	–	19	7	13	4	8	–	3	...	...	...	–	10	4	3.7	47	–	1	1	5	1	–
216	7	–	–	–	43	9	5	5	–	3	...	...	...	–	3	...	...	...	–	–	–	5	–	–
301#	71	–	–	31	13	22	6	22	–	12	1	4.8	6500	–	9	5	3.6	41	–	5	2	3	4	–
302	35	–	–	9	31	19	4	19	–	10	1	5.3	9000	–	9	3	3.9	37	–	–	–	7	1	–
303	45	–	–	24	36	17	–	13	–	13	–	5.5	9600	–	4	...	...	...	–	–	–	3	–	–
304	60	–	–	45	13	17	2	16	–	11	–	5.9	10300	–	6	2	3.2	48	–	2	2	2	2	–
305	22	–	–	9	27	9	1	7	–	7	1	4.6	5700	–	1	...	...	...	–	1	1	1	–	–
306	15	–	–	20	13	7	–	5	–	7	–	4.9	...	–	–	–	–	–	–	–	–	3	–	–
307	44	–	–	21	9	18	1	12	–	10	–	5.2	7400	–	8	1	3.9	66	–	1	1	1	–	–
308	52	–	–	50	12	15	–	12	–	12	–	6.3	9900	–	2	...	...	...	–	2	2	2	1	2
309	82	–	–	38	15	28	1	27	–	20	–	6.0	7600	–	5	1	4.6	...	–	1	1	5	2	–
310	64	–	–	30	22	24	2	21	–	20	2	5.2	9000	–	4	...	...	...	–	2	2	9	2	–
311	68	–	–	34	7	21	3	13	–	20	2	4.6	6200	–	1	...	...	...	–	5	4	3	–	1
312	20	–	–	35	15	7	–	7	–	4	...	...	...	–	3	...	...	...	–	2	2	2	–	1
313	36	–	–	17	25	12	3	5	–	7	–	3.9	...	–	4	...	...	...	–	3	3	1	3	–
401	45	–	–	42	13	13	3	12	–	9	–	5.3	6100	–	1	...	...	...	–	4	4	1	1	1
402	62	–	–	10	36	23	3	22	–	23	3	5.2	6300	–	–	–	–	–	–	1	1	4	5	–
403	86	–	–	30	22	30	2	28	–	25	2	4.9	7300	–	5	–	5.2	...	–	2	2	7	5	–
404	10	–	–	20	30	5	–	4	1	4	...	...	...	–	–	–	–	–	–	...	...	...	...	...
405	25	–	–	16	16	11	3	11	–	9	2	4.6	6700	–	2	...	...	...	–	–	–	5	1	–
406	13	–	–	15	8	5	–	5	–	4	...	...	...	–	1	...	...	...	–	–	–	–	–	–
407	10	–	–	–	70	7	3	7	–	4	...	...	...	–	2	...	...	...	–	–	–	2	1	–
408	6	–	–	17	17	3	...	...	...	...	...	...	...	–	...	...	...	...	–	...	...	...	...	...
409	23	–	–	17	17	10	3	8	–	6	1	5.7	...	–	3	...	...	...	–	–	–	1	2	–
410	14	–	–	21	21	6	–	4	–	6	–	4.8	...	–	–	–	–	–	–	–	–	2	–	–
411	4	...	...	...	...	1	...	...	...	...	...	...	...	...	...	...	...	...	...	...	...	...	...	...
412	39	–	–	31	18	15	–	15	–	12	–	4.3	7300	–	3	...	...	...	–	2	2	3	2	–
413	31	–	–	19	19	12	2	12	–	8	–	5.0	8100	–	4	...	...	...	–	1	–	3	1	–
414	51	–	–	53	8	13	2	11	–	11	2	4.4	4500	–	2	...	...	...	–	6	4	4	–	–
415	19	–	–	21	32	10	7	9	–	7	4	4.3	3500	–	2	...	...	...	–	–	–	5	2	–
416	16	–	–	44	13	4	...	...	...	...	...	...	...	–	...	...	...	...	–	...	...	...	...	...
418	23	–	–	35	30	10	–	9	–	9	–	4.4	6500	–	1	...	...	...	–	–	–	5	–	–
419	50	–	–	40	14	17	3	16	–	13	1	4.8	6400	–	2	...	...	...	–	3	2	4	2	–
420#	40	–	–	15	18	14	2	14	–	8	1	5.0	9100	–	5	–	3.8	58	–	–	–	–	2	1
501	14	–	–	7	43	6	3	6	–	6	3	4.3	7800	–	–	–	–	–	–	–	–	1	1	–
502	37	–	–	22	32	16	–	14	–	13	–	4.9	6100	–	3	...	...	...	–	–	–	3	4	–
503	44	–	18	30	9	15	1	10	–	8	1	4.6	7400	–	5	–	4.2	103	–	2	2	–	3	–
504	32	–	–	38	9	14	5	12	–	8	1	5.4	5800	–	4	...	...	...	–	1	–	3	1	–
505	41	–	–	24	15	13	4	12	–	10	2	4.6	4700	–	2	...	...	...	–	1	1	–	3	–
506	31	–	–	13	23	14	1	14	–	13	1	4.7	6200	–	–	–	–	–	–	1	1	1	–	–
507	10	–	–	40	–	5	3	5	–	3	...	...	...	–	–	–	–	–	–	...	...	...	...	...
508	38	–	–	40	18	16	4	15	–	14	3	4.2	4600	–	–	–	–	–	–	2	2	4	2	–
509	35	–	–	37	20	10	3	10	–	9	2	5.2	6500	–	1	...	...	...	–	2	2	2	–	–
510	42	–	–	36	12	16	2	16	–	13	1	4.3	4500	–	2	...	...	...	–	3	2	5	2	–
511	77	–	–	51	5	20	4	20	–	13	2	4.6	6500	–	7	2	5.0	47	–	4	2	3	2	–
512	84	–	–	39	11	29	4	27	–	18	1	5.1	6200	–	6	1	4.3	42	–	3	3	5	3	–
513	60	–	–	43	12	21	2	20	–	18	2	4.8	5900	–	2	...	...	...	–	2	1	3	5	–
601	62	–	–	24	16	23	3	22	–	19	3	4.4	4700	–	4	...	...	...	–	–	–	3	1	–
602	75	–	–	45	11	24	6	19	–	15	4	4.3	3900	–	8	2	4.6	57	–	6	2	6	3	–
603	73	–	–	36	10	23	8	21	–	18	4	4.5	3900	–	3	...	...	...	–	4	4	3	1	–
604	51	–	–	37	4	17	4	8	–	12	1	4.6	5600	–	4	...	...	...	–	2	1	1	–	–
605	81	–	–	43	16	20	9	19	–	17	7	4.4	3800	–	2	...	...	...	–	7	6	4	1	1
606	69	–	–	44	15	19	10	19	–	17	8	4.6	4600	–	2	...	...	...	–	5	3	5	–	1
607	63	–	–	40	11	20	3	19	–	17	2	4.7	4700	–	3	...	...	...	–	2	2	3	–	–
608	35	–	–	43	14	10	2	10	–	8	–	4.5	6200	–	2	...	...	...	–	2	1	1	–	–
609	32	–	–	41	6	8	–	7	–	7	–	4.6	4000	–	1	...	...	...	–	3	3	–	1	–
610	32	–	–	47	3	9	6	6	–	7	4	4.7	3500	–	2	...	...	...	–	2	–	–	3	–
611	30	–	–	53	10	8	3	5	–	6	3	4.2	...	–	2	...	...	...	–	3	1	1	3	1
902	54	2	–	37	20	17	6	15	–	11	4	4.5	5900	–	6	2	4.2	50	17	3	3	5	1	–
904	66	–	–	39	15	21	2	20	–	16	1	5.1	11100	–	5	1	3.6	...	–	1	1	2	4	–
905	14	–	–	50	14	3	...	...	...	...	...	...	...	–	...	...	...	...	–	...	...	...	...	...
906	35	–	–	23	14	15	–	9	–	12	–	4.4	6200	–	3	...	...	...	–	–	–	3	1	–
907	100	–	–	38	7	34	2	26	–	17	–	5.4	6700	–	13	2	4.1	77	–	2	1	5	–	–
908	11	–	–	36	9	3	...	...	...	...	...	...	...	–	...	...	...	...	–	...	...	...	...	...
911#	567	–	–	43	12	179	80	153	–	124	44	4.3	4800	–	51	35	3.4	44	–	41	14	44	16	4

[Data exclude vacant seasonal and vacant migratory housing units. For minimum base for derived figures (percent, average, etc.) and meaning of symbols, see text]

Blocks Within Census Tracts	Percent of total population				Year-round housing units				Occupied housing units													
							Units in—		Owner					Renter					1.01 or more persons per room				
	Total population	Negro	In group quarters	Under 18 years	62 years and over	Total	Lacking some or all plumbing facilities	One-unit structures	Structures of 10 or more units	Total	Lacking some or all plumbing facilities	Average number of rooms	Average value (dollars)	Percent Negro	Total	Lacking some or all plumbing facilities	Average number of rooms	Average contract rent (dollars)	Percent Negro	Total	With all plumbing facilities	One-person households	With female head of family	With roomers, boarders, or lodgers
106	509	1	–	31	10	170	8	131	–	132	7	5.0	14700	1	35	1	4.8	98	–	14	13	21	1	3
908	118	–	–	30	7	42	–	21	–	34	–	4.7	14600	–	8	–	4.3	88	–	3	3	5	–	1
910	8	–	–	25	25	3	...	...	...	...	...	...	...	–	...	...	...	...	–	...	...	...	...	...
912	3	...	...	...	...	1	...	...	...	...	...	...	...	...	...	...	...	...	...	...	...	...	...	...
916	6	–	–	17	33	3	...	...	...	...	...	...	...	–	...	...	...	...	–	...	...	...	...	...
917	54	–	–	26	19	18	1	17	–	13	1	5.5	35200	–	5	–	5.4	...	–	1	1	2	–	–
918	9	–	–	22	22	4	...	...	...	...	...	...	...	–	...	...	...	...	–	...	...	...	...	...
919	86	4	–	34	14	26	2	24	–	21	1	5.5	12800	5	5	1	4.2	...	–	2	2	4	–	–
920	89	–	–	42	6	25	1	24	–	20	1	5.3	14900	–	4	...	...	...	–	6	6	1	–	1
921	36	–	–	28	6	13	–	10	–	11	–	4.7	11400	–	2	...	...	...	–	–	–	1	–	–
922#	89	–	–	26	9	32	3	21	–	27	3	4.3	8200	–	5	–	4.2	130	–	1	–	6	1	1
924	11	–	–	27	18	3	...	...	...	...	...	...	...	–	...	...	...	...	–	...	...	...	...	...
107	3698	–	1	35	10	1156	39	1059	–	961	23	5.7	22200	–	167	13	4.9	126	–	55	52	116	63	6
101	12	–	–	67	–	2	...	...	...	...	...	...	...	–	...	...	...	...	–	...	...	...	...	...
102	18	–	–	11	28	8	2	8	–	6	1	4.3	8300	–	2	...	...	...	–	–	–	1	3	–
103	32	–	–	22	28	13	1	13	–	11	1	5.0	12000	–	2	...	...	...	–	–	–	1	1	–
104	34	–	–	38	12	10	–	10	–	8	–	5.0	9100	–	2	...	...	...	–	1	1	–	–	–
105	39	–	–	33	13	12	–	11	–	11	–	5.4	9000	–	1	...	...	...	–	1	1	2	–	–
106	40	–	–	23	13	16	–	14	–	13	–	5.3	11200	–	3	...	...	...	–	–	–	3	1	–
107	30	–	–	33	10	10	–	10	–	9	–	4.8	7100	–	1	...	...	...	–	1	1	1	1	–
108#	40	–	–	43	15	12	1	6	–	7	–	4.7	8300	–	5	1	4.8	82	–	2	1	2	–	–
109	84	–	–	32	18	24	1	24	–	22	1	5.0	9100	–	2	...	...	...	–	1	1	3	3	–
110	13	–	–	8	46	8	–	8	–	7	–	4.7	13400	–	1	...	...	...	–	–	–	4	–	–
111	97	–	–	37	9	28	–	25	–	25	–	6.4	25900	–	3	...	...	...	–	–	–	5	1	–
116	17	–	–	24	47	7	1	7	–	7	1	4.9	7600	–	–	–	–	–	–	1	1	3	–	–
117	30	–	–	37	10	11	2	11	–	10	2	4.5	6200	–	1	...	...	...	–	2	2	3	–	–
118	30	–	–	30	17	10	4	10	–	9	3	4.2	6700	–	1	...	...	...	–	2	1	3	1	–
119	20	–	–	20	40	10	6	9	–	6	2	4.2	7100	–	4	...	...	...	–	1	1	4	2	–
126	64	–	–	31	9	23	–	23	–	18	–	5.3	13800	–	5	–	5.0	...	–	–	–	4	1	–
127	51	–	–	33	16	15	–	15	–	12	–	5.0	12500	–	3	...	...	...	–	3	3	1	1	–
201	35	–	–	34	20	12	–	12	–	10	–	5.1	14200	–	1	...	...	...	–	–	–	1	1	–
202	47	–	–	40	6	16	2	16	–	15	2	5.3	14400	–	1	...	...	...	–	–	–	5	1	–
203	18	–	–	39	11	5	–	4	–	3	...	...	...	–	2	...	...	...	–	–	–	–	–	–
204	4	...	...	...	...	2	...	...	...	...	...	...	...	...	...	...	...	...	...	...	...	...	...	...
206	65	–	–	37	6	20	1	10	–	18	–	4.4	11600	–	2	...	...	...	–	1	1	1	1	–
207	32	–	–	31	6	10	2	8	–	8	2	5.0	9300	–	2	...	...	...	–	–	–	–	–	–
208	20	–	–	25	10	8	–	8	–	7	–	4.6	17000	–	1	...	...	...	–	–	–	1	1	–
209	23	–	–	44	–	7	–	4	–	4	...	...	...	–	3	...	...	...	–	1	1	1	–	–
211	22	–	–	32	5	7	–	7	–	6	–	5.3	17900	–	1	...	...	...	–	–	–	1	–	–
212	24	–	–	13	29	9	–	9	–	8	–	5.0	11500	–	1	...	...	...	–	–	–	1	–	–
213	24	–	–	21	21	9	1	9	–	8	–	5.1	13800	–	1	...	...	...	–	–	–	–	–	–
214	38	–	–	34	5	11	–	11	–	8	–	5.5	16800	–	3	...	...	...	–	–	–	–	1	–
215	31	–	–	45	7	8	–	8	–	7	–	4.9	15500	–	1	...	...	...	–	–	–	–	–	–
301	59	–	–	39	7	17	–	15	–	14	–	5.4	15400	–	3	...	...	...	–	2	2	1	–	–
302	38	–	–	40	–	11	–	11	–	11	–	6.0	15700	–	–	–	–	–	–	–	–	1	1	–
303	33	–	–	36	6	10	–	9	–	9	–	5.4	17700	–	1	...	...	...	–	–	–	–	2	–
304	29	–	–	45	14	8	–	8	–	7	–	5.7	13200	–	1	...	...	...	–	–	–	–	–	–
305	35	–	–	31	–	12	1	11	–	12	1	5.2	12700	–	–	–	–	–	–	1	1	3	–	–
306	25	–	–	16	16	10	–	10	–	9	–	5.4	14700	–	1	...	...	...	–	–	–	1	–	–
307	940	–	–	39	7	277	2	253	–	225	–	6.2	28000	–	44	1	5.0	170	–	10	10	16	11	1
317	41	–	–	42	5	11	–	11	–	8	–	5.0	15600	–	3	...	...	...	–	2	2	–	–	–
911	83	–	–	41	2	24	–	19	–	14	–	7.3	37500	–	8	–	6.1	275	–	–	–	–	3	–
912	121	–	–	36	9	45	–	33	–	33	–	7.3	49100	–	6	–	5.0	275	–	–	–	3	3	–
917	54	–	–	43	–	16	–	16	–	15	–	6.1	26000	–	1	...	...	...	–	–	–	1	1	–
918	56	–	–	34	11	19	–	19	–	19	–	5.7	24300	–	–	–	–	–	–	–	–	4	–	–
919	41	–	–	32	12	13	–	13	–	12	–	5.6	21700	–	1	...	...	...	–	1	1	–	–	–
922	24	–	–	42	–	7	–	5	–	4	...	...	...	–	3	...	...	...	–	–	–	–	–	–
924	2	...	...	...	...	1	...	...	...	...	...	...	...	...	...	...	...	...	...	...	...	...	...	...
925	117	–	–	28	9	39	1	29	–	29	–	5.7	19900	–	10	1	4.8	99	–	2	2	4	–	2
927	39	–	–	44	18	11	2	11	–	8	1	5.0	9700	–	3	...	...	...	–	2	1	–	–	–
928	72	–	–	35	14	23	5	21	–	20	3	4.9	15700	–	1	...	...	...	–	1	1	2	2	–
937	117	–	–	27	13	41	1	41	–	37	–	5.8	23500	–	3	...	...	...	–	3	3	5	2	1
939	81	–	–	46	6	21	–	20	–	19	–	5.2	19900	–	1	...	...	...	–	4	4	–	1	–
940	17	–	–	29	12	5	–	5	–	5	–	6.4	...	–	–	–	–	–	–	–	–	–	–	–
941	9	–	–	44	–	2	...	...	...	...	...	...	...	–	...	...	...	...	–	...	...	...	...	...
942	65	–	–	49	3	16	–	15	–	13	–	5.2	15400	–	2	...	...	...	–	2	2	1	1	–
943	59	–	–	31	17	21	–	20	–	19	–	5.0	18300	–	2	...	...	...	–	–	–	3	2	–
944	10	–	–	20	–	4	...	...	...	...	...	...	...	–	...	...	...	...	–	...	...	...	...	...
945	31	–	–	23	16	10	–	9	–	9	–	6.2	18000	–	1	...	...	...	–	–	–	–	1	–
946	64	–	–	39	8	19	1	19	–	18	1	4.8	9000	–	–	–	–	–	–	2	2	1	2	–
947	28	–	–	29	–	9	–	7	–	9	–	5.4	14500	–	–	–	–	–	–	–	–	–	1	–
948	17	–	–	35	24	6	–	6	–	6	–	5.2	22700	–	–	–	–	–	–	1	1	3	–	–
949	7	–	–	14	14	3	...	...	...	...	...	...	...	–	...	...	...	...	–	...	...	...	...	...
950	69	–	–	29	13	25	2	24	–	24	2	5.5	21300	–	1	...	...	...	–	1	1	4	2	–
957	281	–	13	34	13	77	–	75	–	60	–	7.6	45800	–	12	–	4.8	76	–	2	2	10	4	1
108	1688	1	6	33	9	567	9	421	33	403	6	5.5	20900	1	150	3	4.4	146	–	14	13	70	22	5
101#	58	–	–	36	5	19	–	14	–	13	–	5.0	12600	–	6	–	4.8	170	–	1	1	2	1	–
103	47	–	–	23	21	19	–	19	–	16	–	4.7	9900	–	3	...	...	...	–	1	1	4	–	–
105	55	–	–	33	9	22	1	22	–	15	–	4.7	14600	–	6	1	4.5	...	–	–	–	4	2	1
106	26	–	–	39	12	8	–	8	–	6	–	5.7	12700	–	2	...	...	...	–	–	–	1	–	–
109	47	–	–	28	15	18	–	17	–	15	–	4.7	14100	–	2	...	...	...	–	–	–	1	1	–
110	60	–	–	35	15	19	–	19	–	18	–	5.0	13300	–	1	...	...	...	–	–	–	2	1	–
111	41	–	–	24	20	17	–	17	–	11	–	5.2	11800	–	6	–	4.0	74	–	1	1	4	2	–
901	65	–	–	31	15	22	–	22	–	14	–	4.9	14600	–	8	–	5.5	141	–	–	–	1	1	–
904	420	1	1	27	9	157	3	91	–	133	2	4.6	15400	2	18	1	4.9	94	–	4	4	19	4	2
905	36	–	–	28	17	14	3	14	–	9	2	4.7	8400	–	4	...	...	...	–	2	1	3	1	1
906	75	–	–	39	4	21	1	21	–	15	1	5.5	22300	–	6	–	4.5	117	–	2	2	–	1	–

[Data exclude vacant seasonal and vacant migratory housing units. For minimum base for derived figures (percent, average, etc.) and meaning of symbols, see text]

Blocks Within Census Tracts	Total population	Percent of total population				Year-round housing units				Occupied housing units												
								Units in—		Owner					Renter					1.01 or more persons per room				
		Negro	In group quarters	Under 18 years	62 years and over	Total	Lacking some or all plumbing facilities	One-unit structures	Structures of 10 or more units	Total	Lacking some or all plumbing facilities	Average number of rooms	Average value (dollars)	Percent Negro	Total	Lacking some or all plumbing facilities	Average number of rooms	Average contract rent (dollars)	Percent Negro	Total	With all plumbing facilities	One-person households	With female head of family	With roomers, boarders, or lodgers
907	11	–	–	27	18	4	...	...	...	...	...	...	...	–	...	...	...	...	–	...	...	...	...	...
909	260	3	39	40	10	78	–	12	33	5	–	5.8	...	–	72	–	4.2	178	–	–	–	19	3	1
910	13	–	–	15	31	7	–	4	–	3	...	...	...	–	4	...	...	...	–	–	–	3	–	–
911	156	–	–	31	6	47	1	47	–	41	1	6.6	25600	–	4	...	...	...	–	1	1	–	3	–
932	43	–	–	37	5	13	–	8	–	6	–	7.0	...	–	7	–	3.6	128	–	1	1	4	–	–
933	57	–	–	46	–	14	–	14	–	14	–	6.4	29300	–	–	–	–	–	–	1	1	–	1	–
934	64	–	–	31	5	22	–	22	–	21	–	6.7	35100	–	–	–	–	–	–	–	–	1	1	–
935	53	–	–	30	6	18	–	18	–	18	–	7.1	31900	–	–	–	–	–	–	–	–	1	–	–
936	28	–	–	32	4	9	–	9	–	9	–	6.8	31900	–	–	–	–	–	–	–	–	1	–	–
937	53	–	–	47	4	14	–	14	–	13	–	8.6	43500	–	–	–	–	–	–	–	–	–	–	–
938	20	–	–	50	–	5	–	5	–	5	–	7.4	32500	–	–	–	–	–	–	–	–	–	–	–

☆ U.S. GOVERNMENT PRINTING OFFICE : 1971

U.S. DEPARTMENT OF COMMERCE
Bureau of the Census
Washington, D.C. 20233

OFFICIAL BUSINESS

POSTAGE AND FEES PAID
U.S. DEPARTMENT OF COMMERCE

U.S.MAIL

PUBLICATION AND SUMMARY COMPUTER TAPE PROGRAM

More detailed descriptions of this program appear in other final reports of the 1970 census, and in a statement which can be obtained free of charge from the Bureau of the Census or any U.S. Department of Commerce Field Office. Series marked with an asterisk (*) consist of separate reports for each State, the District of Columbia, and (generally) Puerto Rico and other outlying areas, as well as a national summary report. The HC(1)-A and B reports will also be issued in a set of clothbound State books each containing the two reports for the particular State, and designated as Housing Volume I; similarly, the PC(1)-A, B, C, and D reports will also be issued in a set of clothbound State books designated as Population Volume I. Series marked with a dagger (†) are based on sample surveys conducted separately from and after the main data-collection process.

Housing Census Reports

Series HC(1)-A*
GENERAL HOUSING CHARACTERISTICS

Data on the housing subjects collected on a 100-percent basis are presented for States (by urban and rural residence), standard metropolitan statistical areas (SMSA's), urbanized areas, places of 1,000 inhabitants or more, and counties.

Series HC(1)-B*
DETAILED HOUSING CHARACTERISTICS

Statistics will be presented on a more detailed basis for the subjects included in the series HC(1)-A reports as well as subjects collected on a sample basis. Data will be presented for States (by urban, rural-nonfarm, and rural farm residence), SMSA's, urbanized areas, places of 2,500 inhabitants or more, and counties.

Series HC(2)
METROPOLITAN HOUSING CHARACTERISTICS

These reports cover most of the 1970 housing subjects in considerable detail and cross-classification. There will be one report for each SMSA, presenting data for the SMSA, its central cities, and places of 50,000 inhabitants or more, as well as a national summary report.

Series HC(3)
BLOCK STATISTICS

One report is being issued for each urbanized area showing data for individual blocks on selected housing and population subjects. The series also includes reports for the communities outside urbanized areas which have contracted with the Census Bureau to provide block statistics from the 1970 census.

Series HC(4)†
COMPONENTS OF INVENTORY CHANGE

Each report will contain data on 1960 to 1970 changes in the housing inventory as well as 1960 and 1970 characteristics for units that have not changed. Statistics will be shown for 15 selected SMSA's and for the United States and regions.

Series HC(5)†
RESIDENTIAL FINANCE

Data on financing and characteristics of homeowner properties and rental and vacant properties will be shown for the United States and regions.

Series HC(6)
ESTIMATES OF SUBSTANDARD HOUSING

This series will consist of a single report presenting counts of "substandard" housing units for counties and cities, based on the number of units lacking plumbing facilities combined with estimates of units with all plumbing facilities but in "dilapidated" condition.

Series HC(7)
SUBJECT REPORTS

Each report in this series will concentrate on a particular subject such as housing characteristics by household composition, housing of minority groups and senior citizens, etc. Data will generally be provided on a national level; in some reports, data for States or SMSA's may also be shown.

Population Census Reports

Series PC(1)-A*
NUMBER OF INHABITANTS

Final official population counts are presented for States, counties by urban and rural residence, SMSA's, urbanized areas, county subdivisions, all incorporated places and unincorporated places of 1,000 inhabitants or more.

Series PC(1)-B*
GENERAL POPULATION CHARACTERISTICS

Data on the population subjects collected on a 100-percent basis are presented for States, counties by urban and rural residence, SMSA's, urbanized areas, county subdivisions, and places of 1,000 inhabitants or more.

Series PC(1)-C*
GENERAL SOCIAL AND ECONOMIC CHARACTERISTICS

Data on the population subjects collected on a sample basis will be shown for States (by urban, rural nonfarm, and rural-farm residence), counties, SMSA's, urbanized areas, and places of 2,500 inhabitants or more.

Series PC(1)-D*
DETAILED CHARACTERISTICS

These reports cover most of the subjects in Series PC(1)-C, presented in detail and cross-classified by age, race, and other characteristics. Data are shown for States (by urban, rural-nonfarm, and rural farm residence), SMSA's, and large cities.

Series PC(2)
SUBJECT REPORTS

Each report will concentrate on a particular subject, such as national origin and race, fertility, families, etc. Data will generally be provided on a national and regional level; in some reports, data for States or SMSA's will also be shown.

Joint Population – Housing Reports

Series PHC(1)
CENSUS TRACTS

This series will contain one report for each SMSA, showing data by census tracts for most of the population and housing subjects included in the census.

Series PHC(2)*
GENERAL DEMOGRAPHIC TRENDS FOR METROPOLITAN AREAS

This series presents comparative 1960 and 1970 statistics for population counts and selected 100-percent population and housing subjects for SMSA's and their central cities and constituent counties.

Series PHC(3)†
EMPLOYMENT PROFILES OF SELECTED LOW-INCOME AREAS

Each report will contain data on selected social and economic characteristics of the residents of particular low-income areas in 54 cities and seven rural poverty areas.

Computer Summary Tapes

Six tabulation counts are being made available which provide much greater population and housing subject and geographic detail than in the printed reports. These data will generally be available on magnetic computer tape, printouts, and microfilm at the cost of preparing the copy.

First Count—Approximately 400 cells of data on the subjects collected on a 100-percent basis for each of about 250,000 enumeration districts.

Second Count—Approximately 3,500 cells of 100-percent data for about 35,000 census tracts and 35,000 county subdivisions.

Third Count—Approximately 250 cells of 100-percent data for about 1,500,000 blocks.

Fourth Count—Approximately 13,000 cells of data on the subjects collected on a sample basis for each tract and county subdivision; also about 30,000 cells of data for each county.

Fifth Count—Contains about 800 cells of data for 5-digit ZIP code areas in SMSA's and 3-digit ZIP code areas outside SMSA's.

Sixth Count—Approximately 260,000 cells of data containing detailed tabulations and cross-classifications for States, SMSA's, and large cities.