


UNITED STATES
DEPARTMENT OF
COMMERCE
PUBLICATION




Block Statistics

SELECTED AREAS IN MINNESOTA

HC(3)-131



1970
CENSUS OF
HOUSING

A stylized graphic of a city skyline with various building shapes, rendered in white against a dark background, positioned to the left of the main title.

U.S. DEPARTMENT
OF COMMERCE
BUREAU OF
THE CENSUS

A stylized graphic of a house and surrounding landscape, including trees and a fence, rendered in white against a dark background, positioned below the main title.

U.S. DEPARTMENT OF COMMERCE

Maurice H. Stans, Secretary

James T. Lynn, Under Secretary

Harold C. Passer, Assistant Secretary for Economic Affairs

BUREAU OF THE CENSUS

George Hay Brown, Director

Conrad Taeuber, Associate Director

David L. Kaplan, 1970 Census Coordinator

HOUSING DIVISION

Arthur F. Young, Chief

ACKNOWLEDGMENTS — Many persons participated in the various activities of the 1970 census. Primary direction of the program was performed by **Conrad Taeuber**, Associate Director for Demographic Fields, assisted by **David L. Kaplan**, 1970 Census Coordinator, and in conjunction with **Joseph F. Daly**, Associate Director for Research and Development, **William I. Merkin**, Associate Director for Administration, **John W. H. Spencer**, Associate Director for Data Systems, and **Edwin D. Goldfield**, Assistant Director for Program Development.

This report was planned and written in the Housing Division under the supervision of **Arthur F. Young**, Chief, by **Aaron Josowitz**, Assistant Chief, **Nathan Krevor**, Chief, Coordination and Research Branch, and **Paul F. Coe**.

The Statistical Methods Division was largely responsible for developing new procedures to obtain a more accurate count of housing units. This work was supervised by **Joseph Waksberg**, Division Chief, **Morton Bolsen** and **Walter M. Perkins**, Assistant Division Chiefs, and **Barnett Denton** and **Charles D. Jones**.

Geographic plans and procedures were developed in the Geography Division under the supervision of **William T. Fay**, Chief, and **Robert C. Klove** and **Gerald J. Post**, Assistant Division Chiefs, with the assistance of **Robert E. Durland**, **Margery H. Elliot**, and **Jacob Silver**.

Data collection activities were administered by the Field Division, **Paul R. Squires**, Chief, and **Richard C. Burt** and **Dean H. Weber**, Assistant Division Chiefs, with the assistance of **John Kuntz** and **Stanley Matchett**, as well as the directors of the Bureau's regional offices.

Systems and processing procedures were developed in the Systems Division, **Sol Dolleck**, Chief, under the direction of **Morris Gorinson**, Assistant Division Chief. **Florence Wright** assisted by **Orville M. Slye**, was responsible for the clerical procedures and **Roger O. Lepage**, assisted by **John Murphy, Jr.**, **C. Eeden Moody**, and **Judith E. Jones**, was responsible for the computer programming.

The manual processing and microfilming of the questionnaires were performed in the Jeffersonville Census Operations Division, under the supervision of **Joseph F. Arbena**, Chief, and **Robert L. Hagan**, Population and Housing Census Operations Manager, assisted by **Charles L. Adams** and **John C. Campbell**. **William L. Pangburn** supervised the microfilming operation.

FOSDIC and computer processing were performed in the Processing Division under the supervision of **M. Douglas Fahey**, Chief, and **E. Richard Bourdon** and **James W. Shores**, Assistant Division Chiefs. Development of the automatic microfilming equipment was directed by **Anthony A. Berilnsky**.

Publications planning, editing, and printing were performed in the Administrative and Publications Services Division, **Cecil B. Matthews**, Chief, under the direction of **Raymond J. Koski**, **John F. Lanham, Jr.**, and **Gerald A. Mann**.

Robert B. Voight, Special Assistant in the Office of the Director, and **Sherry L. Courtland** made many important contributions to the planning and coordination of the 1970 census program.

SUGGESTED CITATION

U.S. Bureau of the Census
Census of Housing: 1970
BLOCK STATISTICS
Final Report HC(3)-131 Selected Areas in
Minnesota

U.S. Government Printing Office
Washington, D.C., 1971

For sale by the
Superintendent of Documents
U.S. Government Printing Office
Washington, D.C. 20402, or any
Department of Commerce Field Office.

Price \$1.75

**1970
CENSUS OF
HOUSING**

Block
Statistics

**SELECTED AREAS
IN MINNESOTA**

CONTENTS

	Page
List of HC(3) Block Statistics Reports	II
Introduction	IV
Facsimiles of Questionnaire Page and Respondent Instructions	X

TABLE

Characteristics of Housing Units and Population,
by Blocks: 1970

AREAS

Austin	1
Mankato	7
North Mankato	12
Rochester	14
St. Cloud	21
Winona	29

Maps identifying the blocks covered herein are included in or
accompany this report.

LIST OF HC (3) BLOCK STATISTICS REPORTS

The specific names listed below each State refer to urbanized areas; "Selected Areas" refer to other areas of the State which have contracted with the Census Bureau to provide block statistics.

Report number	Area	Report number	Area	Report number	Area	Report number	Area
ALABAMA		36	Hartford	69	Decatur	MARYLAND	
1	Birmingham	37	Meriden	70	Joliet	106	Baltimore
2	Gadsden	38	New Britain	71	Peoria	107	Selected Areas
3	Huntsville	39	New Haven	72	Rockford		
4	Mobile	40	Norwalk	73	Springfield		
5	Montgomery	41	Stamford	74	Selected Areas		
6	Tuscaloosa	42	Waterbury	INDIANA		MASSACHUSETTS	
7	Selected Areas	DELAWARE		75	Anderson	108	Boston
ALASKA		43	Wilmington	76	Evansville	109	Brockton
8	Selected Areas	DISTRICT OF COLUMBIA		77	Fort Wayne	110	Fall River
ARIZONA		44	Washington	78	Indianapolis	111	Fitchburg-Leominster
9	Phoenix			79	Lafayette-West Lafayette	112	Lawrence-Haverhill
10	Tucson			80	Muncie	113	Lowell
11	Selected Areas			81	South Bend	114	New Bedford
ARKANSAS		FLORIDA		82	Terre Haute	115	Pittsfield
12	Fort Smith	45	Fort Lauderdale-Hollywood	83	Selected Areas	116	Springfield-Chicopee-Holyoke
13	Little Rock-North Little Rock	46	Jacksonville	IOWA		117	Worcester
14	Pine Bluff	47	Miami	84	Cedar Rapids	MICHIGAN	
15	Selected Areas	48	Orlando	85	Davenport-Rock Island-Moline	118	Ann Arbor
CALIFORNIA		49	Pensacola	86	Des Moines	119	Bay City
16	Bakersfield	50	St. Petersburg	87	Dubuque	120	Detroit
17	Fresno	51	Tallahassee	88	Sioux City	121	Flint
18	Los Angeles-Long Beach	52	Tampa	89	Waterloo	122	Grand Rapids
19	Oxnard-Ventura-Thousand Oaks	53	West Palm Beach	90	Selected Areas	123	Jackson
20	Sacramento	54	Selected Areas	KANSAS		124	Kalamazoo
21	Salinas	GEORGIA		91	Topeka	125	Lansing
22	San Bernardino-Riverside	55	Albany	92	Wichita	126	Muskegon-Muskegon Heights
23	San Diego	56	Atlanta	93	Selected Areas	127	Saginaw
24	San Francisco-Oakland	57	Augusta	KENTUCKY		128	Selected Areas
25	San Jose	58	Columbus	94	Lexington	MINNESOTA	
26	Santa Barbara	59	Macon	95	Louisville	129	Duluth-Superior
27	Simi Valley	60	Savannah	96	Selected Areas	130	Minneapolis-St. Paul
28	Stockton	61	Selected Areas	LOUISIANA		131	Selected Areas
29	Selected Areas	HAWAII		97	Baton Rouge	MISSISSIPPI	
COLORADO		62	Honolulu	98	Lafayette	132	Biloxi-Gulfport
30	Colorado Springs	63	Selected Areas	99	Lake Charles	133	Jackson
31	Denver	IDAHO		100	Monroe	134	Selected Areas
32	Pueblo	64	Boise City	101	New Orleans	MISSOURI	
33	Selected Areas	ILLINOIS		102	Shreveport	135	Kansas City
CONNECTICUT		65	Aurora-Elgin	MAINE		136	St. Joseph
34	Bridgeport	66	Bloomington-Normal	103	Lewiston-Auburn	137	St. Louis
35	Bristol	67	Champaign-Urbana	104	Portland	138	Springfield
		68	Chicago-Northwestern Indiana	105	Selected Areas	139	Selected Areas

Report number	Area	Report number	Area	Report number	Area	Report number	Area
	MONTANA	167	Fayetteville	208	Wilkes-Barre	247	Waco
140	Billings	168	Greensboro	209	York	248	Wichita Falls
141	Great Falls	169	High Point	210	Selected Areas	249	Selected Areas
142	Selected Areas	170	Raleigh				
	NEBRASKA	171	Wilmington		RHODE ISLAND		UTAH
143	Lincoln	172	Winston-Salem	211	Providence-Pawtucket-Warwick	250	Ogden
144	Omaha	173	Selected Areas			251	Provo-Orem
145	Selected Areas		NORTH DAKOTA		SOUTH CAROLINA	252	Salt Lake City
	NEVADA	174	Fargo-Moorhead	212	Charleston		VERMONT
146	Las Vegas		OHIO	213	Columbia	253	Selected Areas
147	Reno	175	Akron	214	Greenville		VIRGINIA
	NEW HAMPSHIRE	176	Canton	215	Selected Areas		
148	Manchester	177	Cincinnati		SOUTH DAKOTA	254	Lynchburg
149	Selected Areas	178	Cleveland	216	Sioux Falls	255	Newport News-Hampton
	NEW JERSEY	179	Columbus	217	Selected Areas	256	Norfolk-Portsmouth
150	Atlantic City	180	Dayton		TENNESSEE	257	Richmond
151	Trenton	181	Hamilton	218	Chattanooga	258	Roanoke
152	Vineland-Millville	182	Lima	219	Knoxville	259	Selected Areas
153	Selected Areas	183	Lorain-Elyria	220	Memphis		WASHINGTON
	NEW MEXICO	184	Mansfield	221	Nashville-Davidson	260	Seattle-Everett
154	Albuquerque	185	Springfield	222	Selected Areas	261	Spokane
155	Selected Areas	186	Steubenville-Weirton		TEXAS	262	Tacoma
	NEW YORK	187	Toledo	223	Abilene	263	Selected Areas
156	Albany-Schenectady-Troy	188	Youngstown-Warren	224	Amarillo		WEST VIRGINIA
157	Binghamton	189	Selected Areas	225	Austin	264	Charleston
158	Buffalo		OKLAHOMA	226	Beaumont	265	Huntington-Ashland
159	New York-Northeastern New Jersey	190	Lawton	227	Brownsville	266	Wheeling
Part 1 — New York City		191	Oklahoma City	228	Corpus Christi	267	Selected Areas
Part 2 — New York Portion		192	Tulsa	229	Dallas		WISCONSIN
Outside New York City		193	Selected Areas	230	El Paso	268	Green Bay
Part 3 — Northeastern New Jersey			OREGON	231	Fort Worth	269	Kenosha
160	Rochester	194	Eugene	232	Galveston	270	Madison
161	Syracuse	195	Portland	233	Harlingen-San Benito	271	Milwaukee
162	Utica-Rome	196	Salem	234	Houston	272	Racine
163	Selected Areas	197	Selected Areas	235	Laredo	273	Selected Areas
	NORTH CAROLINA		PENNSYLVANIA	236	Lubbock		WYOMING
164	Asheville	198	Allentown-Bethlehem-Easton	237	McAllen-Pharr-Edinburg	274	Selected Areas
165	Charlotte	199	Altoona	238	Midland		PUERTO RICO
166	Durham	200	Erie	239	Odessa	275	Mayagüez
		201	Harrisburg	240	Port Arthur	276	Ponce
		202	Johnstown	241	San Angelo	277	San Juan
		203	Lancaster	242	San Antonio	278	Selected Areas
		204	Philadelphia	243	Sherman-Denison		
		205	Pittsburgh	244	Texarkana		
		206	Reading	245	Texas City-La Marque		
		207	Scranton	246	Tyler		

Report number	Area	Report number	Area	Report number	Area	Report number	Area
MONTANA		167	Fayetteville	208	Wilkes-Barre	247	Waco
140	Billings	168	Greensboro	209	York	248	Wichita Falls
141	Great Falls	169	High Point	210	Selected Areas	249	Selected Areas
142	Selected Areas	170	Raleigh	RHODE ISLAND		UTAH	
NEBRASKA		171	Wilmington	211	Providence-Pawtucket-Warwick	250	Ogden
143	Lincoln	172	Winston-Salem	SOUTH CAROLINA		251	Provo-Orem
144	Omaha	173	Selected Areas	212	Charleston	252	Salt Lake City
145	Selected Areas	NORTH DAKOTA		213	Columbia	VERMONT	
NEVADA		174	Fargo-Moorhead	214	Greenville	253	Selected Areas
146	Las Vegas	OHIO		215	Selected Areas	VIRGINIA	
147	Reno	175	Akron	SOUTH DAKOTA		254	Lynchburg
NEW HAMPSHIRE		176	Canton	216	Sioux Falls	255	Newport News-Hampton
148	Manchester	177	Cincinnati	217	Selected Areas	256	Norfolk-Portsmouth
149	Selected Areas	178	Cleveland	TENNESSEE		257	Richmond
NEW JERSEY		179	Columbus	218	Chattanooga	258	Roanoke
150	Atlantic City	180	Dayton	219	Knoxville	259	Selected Areas
151	Trenton	181	Hamilton	220	Memphis	WASHINGTON	
152	Vineland-Millville	182	Lima	221	Nashville-Davidson	260	Seattle-Everett
153	Selected Areas	183	Lorain-Elyria	222	Selected Areas	261	Spokane
NEW MEXICO		184	Mansfield	TEXAS		262	Tacoma
154	Albuquerque	185	Springfield	223	Abilene	263	Selected Areas
155	Selected Areas	186	Steubenville-Weirton	224	Amarillo	WEST VIRGINIA	
NEW YORK		187	Toledo	225	Austin	264	Charleston
156	Albany-Schenectady-Troy	188	Youngstown-Warren	226	Beaumont	265	Huntington-Ashland
157	Binghamton	189	Selected Areas	227	Brownsville	266	Wheeling
158	Buffalo	OKLAHOMA		228	Corpus Christi	267	Selected Areas
159	New York-Northeastern New Jersey	190	Lawton	229	Dallas	WISCONSIN	
Part 1 - New York City		191	Oklahoma City	230	El Paso	268	Green Bay
Part 2 - New York Portion Outside New York City		192	Tulsa	231	Fort Worth	269	Kenosha
Part 3 - Northeastern New Jersey		193	Selected Areas	232	Galveston	270	Madison
160	Rochester	OREGON		233	Harlingen-San Benito	271	Milwaukee
161	Syracuse	194	Eugene	234	Houston	272	Racine
162	Utica-Rome	195	Portland	235	Laredo	273	Selected Areas
163	Selected Areas	196	Salem	236	Lubbock	WYOMING	
NORTH CAROLINA		197	Selected Areas	237	McAllen-Pharr-Edinburg	274	Selected Areas
164	Asheville	PENNSYLVANIA		238	Midland	PUERTO RICO	
165	Charlotte	198	Allentown-Bethlehem-Easton	239	Odessa	275	Mayagüez
166	Durham	199	Altoona	240	Port Arthur	276	Ponce
		200	Erie	241	San Angelo	277	San Juan
		201	Harrisburg	242	San Antonio	278	Selected Areas
		202	Johnstown	243	Sherman-Denison		
		203	Lancaster	244	Texarkana		
		204	Philadelphia	245	Texas City-La Marque		
		205	Pittsburgh	246	Tyler		
		206	Reading				
		207	Scranton				

INTRODUCTION

GENERAL	IV
Urbanized areas	IV
Maps and block identification	IV
Content of the tables	V
Symbols	V
Data collection procedures	V
Processing procedures	VI
DEFINITIONS AND EXPLANATIONS OF SUBJECT CHARACTERISTICS	VI
Self-enumeration and census questionnaire	VI
Comparability with 1960 data	VI
Total population	VII
Housing units and group quarters	VII
Year-round housing units	VII
Occupied housing units	VII
Race	VII
Tenure	VIII
Plumbing facilities	VIII
Units in structure	VIII
Persons per room	VIII
Average number of rooms	VIII
Average value	VIII
Average contract rent	VIII
One-person households	VIII
With female head of family	VIII
With roomers, boarders, or lodgers	IX
ACCURACY OF THE DATA	IX
Editing	IX
Block number check	IX
FACSIMILES	X
Questionnaire page showing 100-percent housing questions	X
Respondent instructions for the 100-percent housing questions	XI

GENERAL

This report presents statistics from the 1970 census, by blocks, on general characteristics of housing units and population. Legal provision for this census, conducted as of April 1, 1970, was made in the Act of Congress of August 31, 1954 (amended

August 1957), which codified Title 13, United States Code.

This report series contains 278 reports (as listed on page II). Most of the reports (236) relate to a specific urbanized area, as well as to some nearby contiguous territory included for reasons explained below in the section on "Urbanized areas." The remaining reports (42) relate to other types of areas (e.g., smaller cities, counties, etc.) where local authorities contracted with the Census Bureau to collect, process, and publish the data on a block basis. In 1960, a similar contractual technique was utilized but the basic block statistics program was limited generally to cities of 50,000 inhabitants or more (i.e., the built-up fringes around the cities were not covered).

A major portion of the information compiled from the 1970 Census of Housing will appear in Volume I, **Housing Characteristics for States, Cities, and Counties**. For a description of Volume I, as well as other elements of the data dissemination program of the 1970 Population and Housing Census, see the "Publication and Computer Summary Tape Program" statement at the end of this report.

Urbanized areas.—An urbanized area consists of a central city, or cities, and surrounding closely settled territory. The central city must have reported a population of 50,000 or more in 1960, in a special census conducted by the Census Bureau since 1960, or in the 1970 census. Under certain circumstances, "twin cities" with a combined population of 50,000 or more form the basis of an urbanized area. More detailed information on the criteria used to designate urbanized areas and determine their boundaries appears in the 1970 Census of Housing HC(1)-A reports and the 1970 Census of Population PC(1)-A reports.

As suggested by the rules above, the urbanized areas ultimately used in the tabulations of the 1970 census could not be completely recognized or defined until the final population counts were available. Since the precise delineation and numbering of blocks is quite costly and is therefore done only for areas where block statistics will be prepared, a preliminary determination of each urbanized area was made prior to the actual enumeration. The preliminary boundaries were purposely drawn somewhat beyond the anticipated final boundaries because the information on density of settlement was not yet available. Thus, for virtually all urbanized areas, there is some immediately adjacent territory for which the information was collected on a block basis. Because the extra cost of tabulating and publishing the block data for this type of territory is comparatively minor, data for blocks outside urbanized areas appear in the reports for those areas. On the other hand, block data are generally not provided for urbanized areas which are recognized for the first time in 1970.

Maps and block identification.—The maps included with these reports identify the location and number of each block and the boundary and number of each census tract or block numbering area.

A block is usually a well-defined rectangular piece of land bounded by streets or roads. However, it may be irregular in shape or bounded by railroad tracks, streams, or other features. The block is the specific numbered area as shown on the map.

Census tracts are small areas into which large cities and metropolitan areas are divided for statistical purposes. Tract boundaries are established cooperatively by a local committee and the Bureau of the Census and are generally designed to achieve

some uniformity of population characteristics, economic status, and living conditions. Initially, the average tract had about 4,000 residents. Tract boundaries are established with the intention of being maintained over a long time so that comparisons may be made from census to census.

In untraced places, block numbering areas are used. They are established by arbitrarily dividing the city along major streets, railroads, or other physical boundaries to facilitate numbering the blocks in groups of fewer than 1,000. The boundaries of block numbering areas have no statistical significance but are merely for convenience in mapping and tabulating.

In numbering the blocks, a separate series is used for each census tract or block numbering area. Thus, the location of each block for which data are presented is determined by referring both to the block number and the census tract or block numbering area. In some cases, a city or other political boundary divides a block. The data shown are for the block represented by the land area as bounded and numbered on the block map.

The block number was assigned to each block on a map suitable for block numbering, prior to the enumeration. In some instances, the map was several years old and did not recognize construction of new streets or disappearance of others. Insofar as possible, the map was corrected for changes that were discovered prior to enumeration. In other cases, it was not feasible to make corrections. Hence the map does not always reflect the blocks as they existed on the ground at the time of the enumeration. For example, a block as shown on the map may have been divided into two blocks. The housing units in the newly subdivided blocks would be assigned the one block number shown on the map even

though two blocks existed at the time of enumeration. On the other hand, two blocks as shown on the map may have been merged into one. In the enumeration, the intent was to identify which housing units were physically located in each of the two former blocks and assign the respective block number to each portion, even though only one block existed at the time of enumeration.

Content of the tables.—In the urbanized area block publication program, table 1 summarizes the statistics for each place of 2,500 inhabitants or more and table 2 contains the statistics for the individual blocks summarized to the tract or block numbering area. In the contract block program, one table provides statistics for individual blocks as well as summaries for each tract or block numbering area and each place or area.

In some instances, the blocked area excludes a part of a tract or excludes the rural portion of an extended city (a city having one or more large portions, usually at the boundary of the city, with relatively low population density). Therefore, the tract and place totals cover only the blocks included in this report.

Block identification, total population, and total year-round housing units are shown for every block containing living quarters. For some blocks, the table shows total population but no housing units because all the people live in group quarters. For other blocks, the table shows housing units but no population because all the units are vacant. Blocks (or tracts) with no year-round housing units and no population are shown on the map but do not appear in the tables.

Symbols.—Percents which round to less than 0.1 are not shown but indicated as zero. A dash “—” repre-

sents zero. Three dots “...” indicate that the data are being withheld to avoid disclosure of information for individual housing units, or that the base for an average, percentage, or ratio is too small for it to be shown. The symbol “#” next to a block number indicates that contract rent was allocated for 20 percent or more of the renter-occupied units. The dagger symbol (†) identifies blocks for which tabulations are not available because of processing errors. If there are any such blocks in the area covered by this report, population and housing unit counts for these blocks are presented on page XII; the summary figures for places and tracts (or block numbering areas) include data for these blocks; i.e., the totals contain the above-mentioned counts as well as imputed data for the various characteristics.

Data collection procedures.—The 1970 census was conducted primarily through self-enumeration. In 1960, self-enumeration was first introduced on a nationwide scale as a substitute for the traditional census direct interview.

A census questionnaire was delivered by postal carriers to every household several days before Census Day, April 1, 1970. This questionnaire contained certain explanatory information and was accompanied by an instruction sheet; in certain areas with comparatively large proportions of Spanish-speaking persons, a Spanish version of the instruction sheet was also enclosed.

In the larger metropolitan areas and some adjacent counties, altogether containing about three-fifths of the population of the United States, the household was requested to fill out and mail back the form on Census Day. Approximately 87 percent of the households did so. The mailed-back forms were reviewed by the census enumerator (or, in some lo-

calities, a census clerk) and if the form was determined to be incomplete or inconsistent, a followup was made. The bulk of these followups were made by telephone, the rest by personal visit. For the households which did not mail back their forms, a followup was also made, in almost all cases by personal visit and in the remainder by telephone. Vacant units were enumerated by personal visit.

For the remaining two-fifths of the population, the household was requested to fill out the form and give it to the enumerator when he called; approximately 80 percent did so. Incomplete and unfilled forms were completed by interview during the enumerator's visit.

Three types of questionnaires were used throughout the country: 80 percent of the households answered a form containing a limited number of population and housing questions, and the remainder, split into 15-percent and 5-percent samples, answered forms which contained these questions as well as a number of additional questions.

The subjects covered in this report are those which were collected on a 100-percent basis. That is, the questions for these subjects appeared on all three questionnaires, the 80-percent, 15-percent, and 5-percent forms.

Processing procedures.—The 1970 census questionnaires were specially designed to be processed by FOSDIC (Film Optical Sensing Device for Input to Computers). Respondents and enumerators (and for some few items, census clerks) marked the answers in predesignated positions which could be "read" by FOSDIC, from a microfilm copy of the questionnaire, onto computer magnetic tape.

The tape containing the information from the questionnaires was processed on the Census Bureau's

computers through a number of editing and tabulation steps. One of the end results of this operation was a computer tape from which the tables in this report were prepared on a cathode-ray-tube phototypesetting machine at the Government Printing Office. Another end result was the summary tape which is available for purchase, as described in the "Publication and Computer Summary Tape Program" statement at the end of this report.

DEFINITIONS AND EXPLANATIONS OF SUBJECT CHARACTERISTICS

Self-enumeration and census questionnaire.—As stated in the introductory text of this report, the 1970 census was conducted primarily through self-enumeration. The response, therefore, was based principally on the questionnaire and its accompanying instruction sheet. Furthermore, census takers were instructed to read the questions directly from the questionnaire in their telephone and personal visit interviews. The questionnaire page containing the housing questions asked on a 100-percent basis and the page of the respondent instruction sheet which relates to these questions are reproduced on pages X and XI, respectively. The definitions and explanations given below for each subject are, to a considerable extent, drawn from various technical and procedural materials used in the collection of the data. This material helped the enumerative personnel to understand more fully the intent of each question and thus to resolve problems or unusual cases. Also included is certain explanatory information to assist the user in the proper utilization of the statistics.

Comparability with 1960 data.—Although the 1970 data are generally comparable with the data collected

in 1960, certain changes have been introduced. The 1960 inquiry regarding owner occupancy has been subdivided to show a separate category for cooperatives and condominiums in 1970. The 1960 question on cooking equipment was broadened to cover "complete kitchen facilities" in 1970; i.e., an installed sink with piped water, a range or cookstove, and a mechanical refrigerator. On the other hand, the 1960 question on "condition of housing unit" (i.e., sound, deteriorating, or dilapidated) was eliminated because of serious problems with response reliability.

There have also been changes in the scope of some of the tabulations. Data on characteristics of housing units are limited in 1970 to year-round units because of the difficulty of obtaining reliable information for vacant units held for migratory labor or for seasonal occupancy. Moreover, the total counts of housing units given in this report for each block, tract or block numbering area, and place or area are limited to year-round housing units. (Counts of the total housing inventory, including vacant units held for migratory labor and seasonal occupancy, are given for census tracts in series PHC(1), and for States, cities, and counties in series HC(1)-A and HC(1)-B.)

The tabulations on value and contract rent refer to slightly different sets of housing units in 1970 than in 1960. Summarized generally, the difference is that the 1970 data exclude units on places of 10 acres or more whereas the 1960 data exclude units on farms; more specific information can be obtained by comparing the rent and value definitions in the present report with those in 1960 Census of Housing Volume I. Separate figures are shown in this report for occupied units with Negro head of household. In 1960, this type of tabulation related to the total of all

household heads other than white; Negro household heads constituted 95 percent of this total in 1960 for the Nation as a whole, but this proportion varied widely among areas.

Total population.—The total population is the count of all persons living in the block including those in group quarters. The population for each block is subdivided into the following groups expressed as percent of the total population: Negro, in group quarters, under 18 years, and 62 years and over.

In accordance with census practice dating back to 1790, each person enumerated in the 1970 census was counted as an inhabitant of his usual place of residence, which is generally construed to mean the place where he lives and sleeps most of the time. This place is not necessarily the same as his legal residence, voting residence, or domicile. In the vast majority of cases, however, the use of these different bases of classification would produce substantially the same statistics, although there may be appreciable differences for a few areas.

Implementation of this practice has resulted in the establishing of residence rules for certain categories of persons whose usual place of residence is not immediately clear. Furthermore, this practice means that persons were not always counted as residents of the place where they happened to be found by the census enumerators. Persons without a usual place of residence were, however, counted where they were enumerated. Detailed information on residence rules is given in the 1970 Census of Population PC(1)-A reports.

Housing units and group quarters.—All living quarters are classified in the census as either housing units or group quarters. Usually, living quarters are in structures intended for

residential use (e.g., a one-family home, apartment house, hotel or motel, boarding house, mobile home or trailer, etc.). Living quarters may also be in structures intended for nonresidential use (e.g., the rooms in a warehouse where a watchman lives), as well as in tents, caves, old railroad cars, etc.

A housing unit is a house, an apartment, a group of rooms, or a single room occupied or intended for occupancy as separate living quarters. Separate living quarters are those in which the occupants do not live and eat with any other persons in the structure and which have either (1) direct access from the outside of the building or through a common hall or (2) complete kitchen facilities for the exclusive use of the occupants. The occupants may be a single family, one person living alone, two or more families living together, or any other group of related or nonrelated persons who share living arrangements (except as described in the next paragraph on group quarters). Both occupied and vacant housing units are included in the housing inventory, except that mobile homes, trailers, tents, etc. are included only if they are occupied.

Group quarters are living arrangements for institutional inmates or for other groups containing five or more persons not related to the person in charge. Group quarters are located most frequently in institutions, boarding houses, military barracks, college dormitories, fraternity and sorority houses, hospitals, monasteries, convents, and ships. A house or apartment is considered group quarters if it is shared by the person in charge and five or more persons unrelated to him, or if there is no person in charge, by six or more unrelated persons. Information on the housing characteristics of group quarters is not collected in the census.

Year-round housing units.—Data on housing characteristics in the 1970 census reports are limited to year-round housing units; i.e., all occupied units plus vacant units intended for year-round use. Vacant units intended for seasonal occupancy and vacant units held for migratory labor are excluded because it is difficult to obtain reliable information for them. In this report, the housing unit counts are also limited to year-round units. Counts of the total housing inventory, however, are given for census tracts in series PHC(1), and for States, cities, and counties in series HC(1)-A and HC(1)-B.

Occupied housing units.—A housing unit is classified as occupied if a person or group of persons is living in it at the time of enumeration or if the occupants are only temporarily absent, for example, on vacation. However, if the persons staying in the unit have their usual place of residence elsewhere, the unit is classified as vacant.

A count of vacant year-round units may be derived by subtracting the sum of owner- and renter-occupied from the total number of year-round units. The count of vacant year-round units thus obtained includes units for sale or rent, units sold or rented but not yet occupied by the new owner or renter, units held for the occasional use of the owner, and units held off the market for other reasons.

Race.—The classification by race shown for occupied housing units refers to the race of the head of the household occupying the unit. Units with Negro heads of household are shown separately as percentages of owner- and renter-occupied housing units. The concept of race as used by the Census Bureau does not denote clear-cut scientific definition of biological stock. Rather, the data repre-

sent essentially self-classification by people according to the race with which they identify themselves.

Tenure.—A housing unit is "owner occupied" if the owner or co-owner lives in the unit, even if it is mortgaged or not fully paid for. A cooperative or condominium unit is "owner occupied" only if the owner or co-owner lives in it. All other occupied units are classified as "renter occupied" including units rented for cash rent and those occupied without payment of cash rent.

Plumbing facilities.—The category "with all plumbing facilities" consists of units which have hot and cold piped water inside the structure as well as a flush toilet and a bathtub or shower inside the structure for exclusive use of the occupants of the unit. "Lacking some or all plumbing facilities" means that the unit does not have all three specified plumbing facilities (hot and cold piped water, as well as flush toilet and bathtub or shower inside the structure), or that the toilet or bathing facilities are also for the use of the occupants of other housing units.

Units in structure.—Statistics on the number of housing units in a structure are presented in terms of the number of units in one-unit structures and in structures of 10 or more units. The data on units in 10-or-more-unit structures, however, are based on responses to the inquiry on number of units at the building address (item A on facsimile of questionnaire), and therefore, may be understated in blocks containing structures with two or more addresses.

Persons per room.—"Persons per room" is computed by dividing the number of persons in the unit by the number of rooms in the unit. The

category "1.01 or more persons per room" indicates an average of more than one person to a room. The figures are shown separately for all occupied units and for occupied units with all plumbing facilities.

Average number of rooms.—Rooms to be counted include whole rooms used for living purposes, such as living rooms, dining rooms, kitchens, bedrooms, finished recreation rooms, family rooms, etc. Not counted as rooms are bathrooms, porches, balconies, foyers, halls, half-rooms, kitchenettes, strip or pullman kitchens, utility rooms, unfinished attics, basements, or other space used for storage.

The average number of rooms (arithmetic mean) was computed by dividing the sum of the rooms for each tenure group by the number of owner- or renter-occupied units, respectively. The questionnaire contained a terminal category of "9 rooms or more." For purposes of the computation, the terminal category was given a mean value of 10. As a result, 10 rooms is the arbitrary maximum average which could be obtained for any block.

Average value.—Value is the respondent's estimate of how much the property (house and lot) would sell for if it were for sale. Value data are limited to owner occupied one-family houses on less than 10 acres, without a commercial establishment or medical office on the property. Cooperatives, condominiums, mobile homes, and trailers are excluded from the value tabulations.

The average value (arithmetic mean) was computed by dividing the sum of the values by the number of owner-occupied units for which value is shown. Value was reported in class intervals, the lowest and highest intervals being "Less than \$5,000" and "\$50,000 or more," respectively.

For purposes of the computation, the midpoints of the intervals were used except that a mean of \$3,500 was assigned for values less than \$5,000 and a mean of \$60,000 was assigned for values of \$50,000 or more. As a result, \$3,500 is the arbitrary minimum and \$60,000 is the arbitrary maximum average which could be obtained for any block. Average value is rounded to the nearest hundred dollars.

Average contract rent.—Contract rent is the monthly rent agreed to, or contracted for, regardless of any furnishings, utilities, or services that may be included. Contract rent data exclude one-family homes on a place of ten acres or more. The average contract rent (arithmetic mean) was computed by dividing the sum of the rental amounts by the number of renter-occupied units for which cash rent was paid; units for which no cash rent was paid were excluded from the computation. Contract rent was reported in class intervals, the lowest and highest intervals being "less than \$30" and "\$300 or more," respectively. For purposes of the computation, the midpoints of the intervals were used except that a mean of \$25 was assigned for rents less than \$30 and a mean of \$350 was assigned for rents of \$300 or more. As a result, \$25 is the arbitrary minimum and \$350 the arbitrary maximum average which could be obtained for any block. Average contract rent is rounded to the nearest dollar.

One-person households.—The data in this column refer to the number of housing units occupied by only one person.

With female head of family.—Housing units are occupied by either "families" or "primary individuals." The term "family" refers to the head of

the household and all (one or more) other persons in the household related to the head by blood, marriage, or adoption. If nobody in the household is related to the head, then the unit is not occupied by a family but by a "primary individual."

A housing unit occupied by a "family" may or may not contain persons unrelated to the head of the family, such as roomers, boarders, servants, etc.

The category "female head of family" comprises all housing units occupied by families with female heads regardless of their marital status. Included are female heads of families with no spouse and female heads of families whose husbands are living away from their families, as for example, husbands in the Armed Forces living on military reservations.

With roomers, boarders, or lodgers.—

This column refers to the number of housing units containing one or more roomers, boarders, or lodgers. Not included as "roomers, boarders, or lodgers" are foster children or wards, servants who live in, companions, and partners.

ACCURACY OF THE DATA

Editing.—Human and mechanical errors occur in any mass statistical operation such as a decennial census. Errors during the data collection phase can include failure to obtain required information from respondents, obtaining incorrect or inconsistent information, and recording information in the wrong place or incorrectly. Errors can also occur during the field review of the enumerator's work, the clerical handling of the questionnaires, and the various stages of the electronic processing of the material. Careful efforts are made in every census to keep the

errors in each step at an acceptably low level. Quality control and check measures are utilized throughout the census operation. As was done for the 1950 and 1960 censuses, evaluative material on many aspects of the 1970 census will be published as soon as the appropriate data are accumulated and analyzed. A major concern in the evaluation work is to ascertain, insofar as possible, the degree of completeness of the count of both population and housing units.

The objective of the processing operation is to produce a set of statistics that describes the Nation's housing as accurately and clearly as possible. To meet this objective, certain unacceptable entries were edited.

Whenever information was missing, an allocation procedure was used to assign an entry, thereby eliminating the need for a "not reported" category in the tabulations. The assignment was based on related information reported for the housing unit or on information reported for a similar unit in the immediate neighborhood. For example, if tenure for an occupied unit was omitted but a rental amount was reported, the computer automatically edited tenure to "rented for cash rent." On the other hand, if the unit was reported as rented but the amount of rent was missing, the computer automatically assigned the rent that was reported for the preceding renter-occupied unit.

A similar procedure was used when the information reported for an item was inconsistent with other information reported for the unit. For example, if a housing unit was enumerated as having no piped water but having both a bathtub (or shower) and flush toilet for the exclusive use of the occupants of the unit, the computer edited water supply to "hot and cold water," a category considered to be consistent with the reported bathing and toilet facilities.

Specific tolerances were established for the number of computer allocations that would be permitted. If the number of corrections was beyond tolerance, the questionnaires in which the errors occurred were clerically reviewed. If it was found that the errors resulted from damaged questionnaires, improper microfilming, faulty reading by FOSDIC of undamaged questionnaires, or other types of machine failure, the questionnaires were reprocessed.

Block number check.—Through a detailed edit accomplished largely on the electronic computer, most of the errors in reporting block numbers were corrected. A control tape was created, listing the block numbers shown on the map for each enumeration district and each census tract. In certain large metropolitan areas, the control tape also contained the serial numbers assigned to each housing unit in the block. For each questionnaire, the computer compared the serial number and/or the block number, the enumeration district, and the census tract to the control tape. When an inconsistency was detected or when the block number on the questionnaire was blank, the computer changed the block number or assigned a number that was consistent with the control tape.

Specific tolerances were established for the number of block number changes and reassignments that would be permitted for each enumeration district. If the number was beyond tolerance, a clerical review was performed. In the clerical review, the enumerator's records were examined for comments and explanations, the addresses of the housing units involved were checked with the map, and block numbers were assigned as appropriate. Clerical review was required also when the control tape contained block numbers which were not reported by the enumerator.

FACSIMILE OF QUESTIONNAIRE PAGE SHOWING 100-PERCENT HOUSING QUESTIONS

<p>A. How many living quarters, occupied and vacant, are at this address?</p> <p> <input type="radio"/> One <input type="radio"/> 2 apartments or living quarters <input type="radio"/> 3 apartments or living quarters <input type="radio"/> 4 apartments or living quarters <input type="radio"/> 5 apartments or living quarters <input type="radio"/> 6 apartments or living quarters <input type="radio"/> 7 apartments or living quarters <input type="radio"/> 8 apartments or living quarters <input type="radio"/> 9 apartments or living quarters <input type="radio"/> 10 or more apartments or living quarters <input type="radio"/> This is a mobile home or trailer </p> <p style="text-align: center;"><i>Answer these questions for your living quarters</i></p> <p>H1. Is there a telephone on which people in your living quarters can be called?</p> <p> <input type="radio"/> Yes — What is the number? _____ <input type="radio"/> No </p> <p style="text-align: right; margin-right: 50px;"><i>Phone number</i></p> <p>H2. Do you enter your living quarters—</p> <p> <input type="radio"/> Directly from the outside or through a common or public hall? <input type="radio"/> Through someone else's living quarters? </p> <p>H3. Do you have complete kitchen facilities? <i>Complete kitchen facilities are a sink with piped water, a range or cook stove, and a refrigerator.</i></p> <p> <input type="radio"/> Yes, for this household only <input type="radio"/> Yes, but also used by another household <input type="radio"/> No complete kitchen facilities for this household </p> <p>H4. How many rooms do you have in your living quarters? <i>Do not count bathrooms, porches, balconies, foyers, halls, or half-rooms.</i></p> <p> <input type="radio"/> 1 room <input type="radio"/> 6 rooms <input type="radio"/> 2 rooms <input type="radio"/> 7 rooms <input type="radio"/> 3 rooms <input type="radio"/> 8 rooms <input type="radio"/> 4 rooms <input type="radio"/> 9 rooms or more <input type="radio"/> 5 rooms </p> <p>H5. Is there hot and cold piped water in this building?</p> <p> <input type="radio"/> Yes, hot and cold piped water in this building <input type="radio"/> No, only cold piped water in this building <input type="radio"/> No piped water in this building </p> <p>H6. Do you have a flush toilet?</p> <p> <input type="radio"/> Yes, for this household only <input type="radio"/> Yes, but also used by another household <input type="radio"/> No flush toilet </p> <p>H7. Do you have a bathtub or shower?</p> <p> <input type="radio"/> Yes, for this household only <input type="radio"/> Yes, but also used by another household <input type="radio"/> No bathtub or shower </p> <p>H8. Is there a basement in this building?</p> <p> <input type="radio"/> Yes <input type="radio"/> No, built on a concrete slab <input type="radio"/> No, built in another way (include mobile homes and trailers) </p>	<p>H9. Are your living quarters—</p> <p> <input type="radio"/> Owned or being bought by you or by someone else in this household? <i>Do not include cooperatives and condominiums here.</i> <input type="radio"/> A cooperative or condominium which is owned or being bought by you or by someone else in this household? <input type="radio"/> Rented for cash rent? <input type="radio"/> Occupied without payment of cash rent? </p> <p>H10a. Is this building a one-family house?</p> <p> <input type="radio"/> Yes, a one-family house <input type="radio"/> No, a building for 2 or more families or a mobile home or trailer </p> <p>b. If "Yes"—Is this house on a place of 10 acres or more, or is any part of this property used as a commercial establishment or medical office?</p> <p> <input type="radio"/> Yes, 10 acres or more <input type="radio"/> Yes, commercial establishment or medical office <input type="radio"/> No, none of the above </p> <p>H11. If you live in a one-family house which you own or are buying— What is the value of this property; that is, how much do you think this property (house and lot) would sell for if it were for sale?</p> <p> <input type="radio"/> Less than \$5,000 <input type="radio"/> \$5,000 to \$7,499 <input type="radio"/> \$7,500 to \$9,999 <input type="radio"/> \$10,000 to \$12,499 <input type="radio"/> \$12,500 to \$14,999 <input type="radio"/> \$15,000 to \$17,499 <input type="radio"/> \$17,500 to \$19,999 <input type="radio"/> \$20,000 to \$24,999 <input type="radio"/> \$25,000 to \$34,999 <input type="radio"/> \$35,000 to \$49,999 <input type="radio"/> \$50,000 or more </p> <div style="border: 1px solid black; padding: 5px; margin-top: 5px; font-size: small;"> <p><i>If this house is on a place of 10 acres or more, or if any part of this property is used as a commercial establishment or medical office, do not answer this question.</i></p> </div> <p>H12. Answer this question if you pay rent for your living quarters.</p> <p>a. If rent is paid by the month—</p> <p>What is the monthly rent?</p> <p>Write amount here → \$ _____ .00 (Nearest dollar)</p> <p style="text-align: center;"><i>and</i></p> <p>Fill one circle</p> <p> <input type="radio"/> Less than \$30 <input type="radio"/> \$30 to \$39 <input type="radio"/> \$40 to \$49 <input type="radio"/> \$50 to \$59 <input type="radio"/> \$60 to \$69 <input type="radio"/> \$70 to \$79 <input type="radio"/> \$80 to \$89 <input type="radio"/> \$90 to \$99 <input type="radio"/> \$100 to \$119 <input type="radio"/> \$120 to \$149 <input type="radio"/> \$150 to \$199 <input type="radio"/> \$200 to \$249 <input type="radio"/> \$250 to \$299 <input type="radio"/> \$300 or more </p> <p>b. If rent is not paid by the month— What is the rent, and what period of time does it cover?</p> <p>\$ _____ .00 per _____ (Nearest dollar) (Week, half-month, year, etc.)</p>	<p>FOR CENSUS ENUMERATOR'S USE ONLY</p> <table style="width:100%; border-collapse: collapse;"> <tr> <td style="width:50%; border-right: 1px solid black;">a4. Block number</td> <td>a5. Serial number</td> </tr> <tr> <td style="border-right: 1px solid black;">0</td> <td>0</td> </tr> <tr> <td style="border-right: 1px solid black;">1</td> <td>1</td> </tr> <tr> <td style="border-right: 1px solid black;">2</td> <td>2</td> </tr> <tr> <td style="border-right: 1px solid black;">3</td> <td>3</td> </tr> <tr> <td style="border-right: 1px solid black;">4</td> <td>4</td> </tr> <tr> <td style="border-right: 1px solid black;">5</td> <td>5</td> </tr> <tr> <td style="border-right: 1px solid black;">6</td> <td>6</td> </tr> <tr> <td style="border-right: 1px solid black;">7</td> <td>7</td> </tr> <tr> <td style="border-right: 1px solid black;">8</td> <td>8</td> </tr> <tr> <td style="border-right: 1px solid black;">9</td> <td>9</td> </tr> </table> <p>B. Type of unit or quarters</p> <p>Occupied</p> <p> <input type="radio"/> First form <input type="radio"/> Continuation </p> <p>Vacant</p> <p> <input type="radio"/> Regular <input type="radio"/> Usual residence elsewhere <input type="radio"/> Group quarters </p> <p> <input type="radio"/> First form <input type="radio"/> Continuation </p> <p><i>For a vacant unit, also fill C, D, A, H2 to H8, and H10 to H12</i></p> <p>C. Vacancy status</p> <p>Year round—</p> <p> <input type="radio"/> For rent <input type="radio"/> For sale only <input type="radio"/> Rented or sold, not occupied <input type="radio"/> Held for occasional use <input type="radio"/> Other vacant </p> <p> <input type="radio"/> Seasonal <input type="radio"/> Migratory </p> <p>D. Months vacant</p> <p> <input type="radio"/> Less than 1 month <input type="radio"/> 1 up to 2 months <input type="radio"/> 2 up to 6 months <input type="radio"/> 6 up to 12 months <input type="radio"/> 1 year up to 2 years <input type="radio"/> 2 years or more </p> <p>C/O <input type="radio"/> <input type="radio"/></p>	a4. Block number	a5. Serial number	0	0	1	1	2	2	3	3	4	4	5	5	6	6	7	7	8	8	9	9
a4. Block number	a5. Serial number																							
0	0																							
1	1																							
2	2																							
3	3																							
4	4																							
5	5																							
6	6																							
7	7																							
8	8																							
9	9																							

FACSIMILE OF RESPONDENT
INSTRUCTIONS FOR THE 100-PERCENT
HOUSING QUESTIONS

- A. Mark only one circle. **This address** means the house or building number where your living quarters are located.
- H1. Mark **Yes** and enter telephone number, even if the telephone is in another apartment or building.
- H2. Mark the second circle only if you **must** go through someone else's living quarters to get to your own.
- H3. The kitchen sink, stove, and refrigerator do **not** have to be in the same room.
- Also used by another household** means that someone else who lives in the same building, but is not a member of your household, also uses the equipment. Mark this circle also if the occupants of living quarters now vacant would also use the equipment.
- H4. Count only whole rooms used for living purposes, such as living rooms, dining rooms, kitchens, bedrooms, finished recreation rooms, family rooms, etc. Do **not** count kitchenettes, strip or pullman kitchens; utility rooms; or unfinished attics, basements, or other space used for storage.
- H5. Mark **hot water** even if you have it only part of the time.
- H6, H7. See instructions for H3 for meaning of **Also used by another household**.
- H8. A house has a **basement** if there is enclosed space in which persons can walk upright under all or part of the building. A house on a **concrete slab** has no basement and no air or crawl space below it. A house built in **another way** is one directly on the ground or resting on a **foundation** or posts to provide crawl space.
- H9. **Owned or being bought** means that the living quarters are owned outright or are mortgaged. Also mark **Owned or being bought** if the living quarters are owned but the land is rented.
- Mark **Rented for cash rent** if any money rent is paid. Rent may be paid by persons who are not members of your household.
- Occupied without payment of cash rent** includes, for example, a parsonage, a house or apartment provided free of rent by the owner, or a house or apartment occupied by a janitor or caretaker in exchange for services.
- H10. A **commercial establishment** is easily recognized from the outside; for example, a grocery store or barber shop. A **medical office** is a doctor's or dentist's office regularly visited by patients. If your house is on a place of 10 acres or more and also contains a commercial establishment or medical office, mark **Yes, 10 acres or more**.
- H11. Include the value of the house, the land it is on, and any other structures on the same property. If the house is owned but the land is rented, estimate the combined value of the house and the land.
- H12. Report the rent agreed to or contracted for, even if the furnishings, utilities, or services are included.
- a. If you pay rent by the month, write in the amount of rent and fill one circle.
- b. If rent is not paid by the month, answer both parts of b. For example, \$20 per week, \$1,500 per year, etc.
- H13. If exact costs are not known, estimate as closely as possible. Report amounts even if bills are unpaid or are paid by someone else. If the bills include utilities or fuel used also by another apartment or a business establishment, estimate the amounts for your own living quarters. If gas and electricity are billed together, enter the combined amount on the electricity line and bracket ({) the two utilities.

Characteristics of Housing Units and Population, by Blocks: 1970

Austin

[Data exclude vacant seasonal and vacant migratory housing units. For minimum base for derived figures (percent, average, etc.) and meaning of symbols, see text]

Blocks Within Block Numbering Areas or Census Tracts	Percent of total population				Year-round housing units				Occupied housing units															
	Total population	Negro	In group quarters	Under 18 years and over	Total	Lacking some or all plumbing facilities	Units in—		Owner				Renter				1.01 or more persons per room		With roomers, boarders, or lodgers					
							One-unit structures	Structures of 10 or more units	Total	Lacking some or all plumbing facilities	Average number of rooms	Average value (dollars)	Percent Negro	Total	Lacking some or all plumbing facilities	Average number of rooms	Average contract rent (dollars)	Percent Negro	Total	With all plumbing facilities	One-person households	With female head of family	With roomers, boarders, or lodgers	
CITY	25074	-	2	36	14	8232	224	6573	133	6235	98	5.5	15400	-	1743	103	3.9	79	-	529	519	1511	520	120
1	1221	-	-	39	6	360	10	270	-	332	8	5.0	15000	-	23	-	4.2	69	-	34	33	18	27	1
101	25	-	-	16	16	11	-	11	-	11	-	4.8	21100	-	-	-	-	-	-	-	-	1	-	-
102	91	-	-	41	4	25	-	23	-	24	-	5.5	22600	-	1	-	-	-	-	2	2	1	2	-
103	31	-	-	45	-	8	-	8	-	8	-	6.0	24200	-	-	-	-	-	-	1	1	-	-	-
104	59	-	-	41	2	16	-	16	-	16	-	5.6	18700	-	-	-	-	-	-	-	-	-	-	-
105	2	-	-	-	-	1	-	1	-	1	-	-	-	-	-	-	-	-	-	-	-	-	-	-
109	25	-	-	24	32	11	-	11	-	10	1	4.4	8500	-	-	-	-	-	-	-	-	-	1	-
110	77	-	-	31	13	26	2	26	-	21	2	5.1	7500	-	4	-	-	-	-	2	2	5	3	-
111	66	-	-	33	5	19	1	19	-	15	1	4.8	8100	-	4	-	-	-	-	1	1	1	2	-
112	34	-	-	44	-	9	-	9	-	7	-	5.3	9100	-	1	-	-	-	-	2	2	-	1	-
113	13	-	-	46	-	5	2	5	-	2	-	-	-	-	2	-	-	-	-	-	-	-	-	-
114	15	-	-	20	20	7	1	7	-	4	-	-	-	-	2	-	-	-	-	-	-	1	-	-
115	8	-	-	38	13	2	-	2	-	-	-	-	-	-	-	-	-	-	-	-	-	-	-	-
202	76	-	-	42	9	19	-	19	-	19	-	4.9	15200	-	-	-	-	-	-	3	3	1	-	-
203	74	-	-	37	10	20	-	20	-	20	-	4.9	14500	-	-	-	-	-	-	3	3	1	1	-
204	67	-	-	37	8	19	1	19	-	19	1	5.2	14100	-	-	-	-	-	-	-	-	-	-	-
205	93	-	-	52	4	21	-	21	-	21	-	5.6	16700	-	-	-	-	-	-	2	2	-	1	-
207	104	-	-	55	2	20	1	20	-	20	1	5.7	16300	-	-	-	-	-	-	5	4	-	1	-
208	61	-	-	36	5	18	-	18	-	18	-	5.4	14800	-	-	-	-	-	-	2	2	1	-	-
209	32	-	-	38	13	9	-	8	-	9	-	5.7	18300	-	-	-	-	-	-	1	1	1	-	-
211	26	-	-	54	4	5	-	5	-	3	-	-	-	-	2	-	-	-	4	4	-	1	-	
212	7	-	-	57	-	2	-	2	-	-	-	-	-	-	-	-	-	-	-	-	-	-	-	-
215#	106	-	-	32	3	41	-	-	-	36	-	4.3	-	-	5	-	4.0	93	-	2	2	3	7	-
216	129	-	-	29	3	46	-	-	-	45	-	4.4	-	-	1	-	-	-	-	2	2	3	2	1
2	3265	-	4	37	11	949	7	889	4	852	7	5.7	22100	-	80	-	4.1	99	-	53	52	100	32	4
101	1	-	-	-	-	1	-	1	-	1	-	-	-	-	-	-	-	-	-	-	-	-	-	-
102	15	-	-	20	27	7	-	7	-	6	-	5.7	10000	-	1	-	-	-	-	-	3	-	-	-
103	15	-	-	20	40	7	1	7	-	7	1	5.1	11900	-	-	-	-	-	-	-	-	2	1	-
104	57	-	-	49	5	15	-	15	-	11	-	5.6	13000	-	4	-	-	-	-	4	4	1	3	-
105	51	-	-	39	14	16	-	14	-	16	-	5.6	14100	-	-	-	-	-	-	1	1	1	-	-
106	82	-	-	45	10	21	-	20	-	18	-	5.1	13400	-	3	-	-	-	-	4	4	-	1	-
107#	53	-	-	43	6	16	1	13	-	10	1	5.0	14600	-	5	-	4.2	57	-	2	1	4	2	-
108#	181	-	-	53	1	42	-	39	-	35	-	5.9	22700	-	5	-	5.0	67	-	7	7	2	1	-
109	16	-	-	38	6	4	-	4	-	-	-	-	-	-	-	-	-	-	-	-	-	-	-	-
110	63	-	-	51	-	12	-	12	-	12	-	5.7	21300	-	-	-	-	-	-	5	5	-	-	-
111	128	-	-	41	7	39	-	38	-	39	-	5.2	18700	-	-	-	-	-	-	3	3	7	-	-
112	83	-	54	5	75	21	-	17	-	20	-	4.7	18300	-	1	-	-	-	-	1	1	9	1	-
113	16	-	-	13	44	9	-	9	-	8	-	3.9	-	-	1	-	-	-	-	-	-	4	-	-
114	3	-	-	-	-	1	-	1	-	-	-	-	-	-	-	-	-	-	-	-	-	-	-	-
115	34	-	-	29	12	12	-	12	-	12	-	6.0	25600	-	-	-	-	-	-	-	-	3	-	-
116	58	-	-	29	10	18	-	18	-	18	-	5.7	20800	-	-	-	-	-	-	-	-	-	2	-
117	93	-	-	45	5	25	-	25	-	25	-	5.6	18900	-	-	-	-	-	-	-	-	-	1	-
118	69	-	-	42	4	19	-	19	-	19	-	5.4	21300	-	-	-	-	-	-	-	-	1	-	-
119	50	-	-	46	6	13	-	13	-	13	-	5.7	21300	-	-	-	-	-	-	1	1	1	-	-
201	79	-	-	29	5	25	-	25	-	24	-	5.7	20100	-	1	-	-	-	-	1	1	1	-	-
202	86	-	-	34	6	26	1	26	-	24	1	5.8	20200	-	1	-	-	-	-	1	1	1	-	-
203	3	-	-	-	-	2	-	2	-	-	-	-	-	-	-	-	-	-	-	-	-	-	-	-
204	10	-	-	-	-	4	-	4	-	-	-	-	-	-	-	-	-	-	-	-	-	-	-	-
205	66	-	-	30	12	22	-	20	-	19	-	5.2	20800	-	3	-	-	-	-	-	-	2	-	-
207#	59	-	-	9	31	34	-	4	4	5	-	4.6	-	-	29	-	2.7	98	-	1	1	15	3	-
208	67	-	-	27	10	22	-	21	-	20	-	5.9	20800	-	1	-	-	-	-	1	1	2	1	1
209	69	-	-	35	10	22	-	22	-	20	-	5.7	17900	-	2	-	-	-	-	1	1	2	2	-
210	25	-	-	20	4	10	-	10	-	10	-	5.5	18000	-	-	-	-	-	-	-	-	2	2	-
211	51	-	-	35	16	18	-	18	-	16	-	5.5	16600	-	1	-	-	-	-	1	1	3	1	-
212	90	-	-	44	6	24	-	24	-	23	-	6.0	21700	-	-	-	-	-	-	1	1	-	2	-
213	80	-	-	46	1	19	-	19	-	19	-	5.7	20100	-	-	-	-	-	-	2	2	1	-	-
214	60	-	-	33	3	18	-	18	-	18	-	6.1	22400	-	-	-	-	-	-	1	1	1	-	-
215	146	-	-	41	8	41	-	41	-	38	-	5.5	18000	-	2	-	-	-	-	3	3	3	-	-
216	58	-	-	31	12	20	1	13	-	11	1	5.2	13100	-	7	-	4.0	161	-	1	1	2	-	-
217	68	-	100	-	93	-	-	-	-	-	-	-	-	-	-	-	-	-	-	-	-	-	-	-
218	32	-	-	34	9	9	-	9	-	9	-	5.8	23800	-	-	-	-	-	-	-	-	1	1	-
219	66	-	-	36	6	19	-	19	-	19	-	6.2	27800	-	-	-	-	-	-	-	-	-	-	-
220	72	-	-	43	7	20	-	20	-	19	-	6.2	26500	-	1	-	-	-	-	1	1	1	-	-
221	55	-	-	35	7	17	-	17	-	17	-	5.6	24800	-	-	-	-	-	-	-	-	-	-	-
222	94	-	-	33																				

Characteristics of Housing Units and Population, by Blocks: 1970—Con.

Austin

[Data exclude vacant seasonal and vacant migratory housing units. For minimum base for derived figures (percent, average, etc.) and meaning of symbols, see text]

Blocks Within Block Numbering Areas or Census Tracts	Percent of total population				Year-round housing units				Occupied housing units															
	Total population	Negro	In group quarters	Under 18 years and over	Total	Lacking some or all plumbing facilities	Units in—		Owner			Renter			1.01 or more persons per room		One person households	With female head of family	With roomers, boarders, or lodgers					
							One-unit structures	Structures of 10 or more units	Total	Lacking some or all plumbing facilities	Average number of rooms	Average value (dollars)	Percent Negro	Total	Lacking some or all plumbing facilities	Average number of rooms				Average contract rent (dollars)	Percent Negro	Total	With all plumbing facilities	
																								Owner
3	4881	—	1	34	16	1714	38	1248	40	1186	16	5.7	15300	—	463	17	3.8	88	—	83	81	378	108	36
101#	59	—	—	31	10	19	—	1	—	1	—	—	—	—	18	—	5.3	186	—	—	—	—	—	—
103	29	—	—	24	35	11	—	11	—	11	—	6.0	25300	—	—	—	—	—	—	—	—	—	—	—
104	17	—	—	41	6	5	—	5	—	3	—	—	—	—	2	—	—	—	—	—	—	—	—	—
105	19	—	—	26	5	8	—	5	—	4	—	—	—	—	2	—	—	—	—	—	—	—	—	—
106	44	—	—	46	11	12	2	9	—	7	1	5.7	15800	—	5	1	4.4	69	—	1	1	1	2	—
113	49	—	—	47	10	16	—	9	—	10	—	5.8	16300	—	4	—	—	—	—	—	—	3	—	—
114	47	—	—	19	32	27	1	5	3	7	—	6.1	13800	—	17	1	2.8	76	—	1	1	13	—	—
203#	57	—	—	40	9	20	—	7	—	7	—	7.1	17800	—	10	—	4.0	77	—	—	—	6	—	—
204	38	—	—	34	8	17	—	4	—	3	—	—	—	—	12	—	3.6	86	—	—	—	5	—	—
205#	51	—	—	37	20	20	—	8	—	7	—	7.3	14000	—	13	—	3.9	60	—	—	—	7	5	1
206	57	—	—	21	28	33	—	5	15	5	—	6.8	—	—	28	—	2.8	112	—	1	1	21	1	—
207	13	—	—	15	54	10	—	1	—	1	—	—	—	—	9	—	3.1	73	—	—	—	9	—	—
208	52	—	—	31	21	20	—	12	—	11	—	6.8	13300	—	9	—	2.2	71	—	1	1	9	1	—
209#	65	—	35	12	23	18	—	10	—	7	—	5.3	14100	—	11	—	5.5	89	—	—	—	4	4	—
211#	31	—	—	23	36	14	1	7	—	7	1	5.7	12300	—	6	—	3.0	49	—	—	—	4	1	—
212	24	—	—	17	29	12	—	3	—	4	—	—	—	—	7	—	4.3	68	—	1	1	6	—	—
213	32	—	—	25	31	17	—	—	1	3	—	—	—	—	12	—	3.8	92	—	—	—	8	—	—
214	49	—	29	12	43	19	2	6	—	6	—	6.8	—	—	13	2	2.9	101	—	2	2	10	1	—
215	36	—	—	—	44	27	7	3	10	—	—	—	—	—	26	6	2.5	85	—	1	1	19	—	—
216	23	—	—	13	17	19	1	3	—	3	—	—	—	—	14	1	3.1	74	—	—	—	12	1	—
218	16	—	—	13	44	5	—	5	—	4	—	—	—	—	1	—	—	—	—	—	—	—	3	—
220	35	—	—	17	34	21	2	6	—	6	—	5.5	—	—	15	2	2.9	61	—	—	—	14	—	—
301#	39	—	18	39	18	12	1	8	—	6	—	6.3	13300	—	5	1	4.6	59	—	1	1	5	—	—
302	34	—	—	21	35	16	—	10	—	11	—	5.4	10200	—	4	—	—	—	—	—	—	1	1	—
303	27	—	—	30	41	16	—	7	—	6	—	5.7	13300	—	7	—	3.9	64	—	—	—	5	—	—
304	37	—	19	22	38	12	—	7	—	2	—	—	—	—	10	—	4.8	102	—	1	1	3	—	—
305	51	—	—	37	6	14	—	14	—	11	—	6.4	10600	—	3	—	—	—	—	—	—	1	—	—
306#	34	—	—	9	32	24	3	9	—	14	—	5.0	10100	—	5	—	4.0	92	—	—	—	—	8	—
307	24	—	—	17	33	11	—	9	—	9	—	5.8	14500	—	1	—	—	—	—	—	—	1	—	—
308	28	—	—	39	11	10	—	10	—	8	—	6.4	16700	—	1	—	—	—	—	—	—	—	3	—
309	34	—	—	18	15	16	1	10	—	11	—	5.5	14100	—	4	—	—	—	—	—	—	—	3	—
310	50	—	—	28	18	19	—	17	—	16	—	5.1	11600	—	3	—	—	—	—	—	—	1	—	—
311	35	—	—	26	26	14	1	12	—	13	1	6.0	12100	—	1	—	—	—	—	—	—	6	—	—
312	45	—	—	31	22	14	2	12	—	12	1	6.0	13800	—	2	—	—	—	—	—	—	1	—	—
313#	39	—	—	41	18	15	1	6	—	9	1	5.2	16500	—	6	—	3.5	71	—	1	1	2	7	—
314	35	3	—	17	26	16	—	12	—	9	—	5.6	16500	—	6	—	4.7	90	—	—	—	3	—	—
315	53	—	—	42	28	15	—	15	—	13	—	5.9	12600	—	2	—	—	—	—	—	—	2	—	—
316	46	—	—	41	13	13	—	13	—	10	—	5.4	12000	—	3	—	—	—	—	—	—	2	—	—
317	48	—	—	44	13	16	—	12	—	12	—	5.7	12600	—	3	—	—	—	—	—	—	2	—	—
318	40	—	—	30	23	17	1	11	—	13	1	5.3	11300	—	3	—	—	—	—	—	—	—	5	—
401	29	—	—	10	41	15	—	13	—	13	—	4.8	11700	—	2	—	—	—	—	—	—	—	3	—
402	46	—	—	44	17	13	—	13	—	12	—	5.7	12400	—	—	—	—	—	—	—	—	2	—	—
403	32	—	—	28	38	16	1	10	—	12	1	4.8	11500	—	3	—	—	—	—	—	—	1	—	—
404	53	—	—	45	19	16	—	14	—	12	—	5.9	13400	—	3	—	—	—	—	—	—	2	—	—
405	50	—	—	44	8	13	—	12	—	10	—	5.7	15700	—	2	—	—	—	—	—	—	2	—	—
406#	63	—	—	37	11	19	1	8	—	9	1	5.8	14100	—	10	—	3.4	74	—	—	—	1	—	—
407	84	—	—	51	4	23	—	16	—	13	—	6.3	14900	—	10	—	4.0	80	—	—	—	1	—	—
408	63	—	—	41	11	20	—	14	—	17	—	6.8	15800	—	3	—	—	—	—	—	—	4	—	—
409	32	—	—	31	13	12	—	10	—	11	—	6.4	12500	—	1	—	—	—	—	—	—	1	—	—
410	37	—	—	35	16	14	—	10	—	10	—	6.1	10100	—	4	—	—	—	—	—	—	—	6	—
411	45	—	—	36	11	14	—	11	—	11	—	6.1	12500	—	3	—	—	—	—	—	—	—	1	—
412	37	—	—	35	8	11	—	11	—	11	—	5.9	14800	—	—	—	—	—	—	—	—	—	2	—
413	44	—	—	34	9	13	—	11	—	10	—	6.5	14000	—	3	—	—	—	—	—	—	—	1	—
414	30	—	—	20	17	14	—	10	—	11	—	5.4	13900	—	2	—	—	—	—	—	—	1	—	—
415	49	—	—	51	—	12	—	12	—	10	—	6.2	13500	—	2	—	—	—	—	—	—	3	—	—
416	26	—	—	31	12	13	1	9	—	9	1	5.7	16400	—	1	—	—	—	—	—	—	2	—	—
418#	69	—	—	39	6	22	—	16	—	14	—	6.5	12700	—	8	—	4.1	64	—	—	—	2	—	—
501#	53	—	—	38	19	19	—	12	—	9	—	5.8	12400	—	9	—	4.1	78	—	—	—	2	—	—
502	25	—	—	20	16	13	—	8	—	8	—	5.9	15200	—	4	—	—	—	—					

Characteristics of Housing Units and Population, by Blocks: 1970—Con.

Austin

[Data exclude vacant seasonal and vacant migratory housing units. For minimum base for derived figures (percent, average, etc.) and meaning of symbols, see text]

Blocks Within Block Numbering Areas or Census Tracts	Percent of total population				Year-round housing units				Occupied housing units															
	Total population	Negro	In group quarters	Under 18 years and over	Total	Lacking some or all plumbing facilities	Units in—		Owner			Renter			1.01 or more persons per room		One-person households	With female head of family	With roomers, boarders, or lodgers					
							One-unit structures	Structures of 10 or more units	Total	Lacking some or all plumbing facilities	Average number of rooms	Average value (dollars)	Percent Negro	Total	Lacking some or all plumbing facilities	Average number of rooms				Average contract rent (dollars)	Percent Negro	Total	With all plumbing facilities	
																								Structures of 10 or more units
313	61	-	-	23	33	25	2	14	-	14	-	6.3	9700	-	10	2	4.3	77	-	-	-	6	2	2
314	28	-	-	25	32	12	2	8	-	9	2	6.9	10300	-	3	2	4.3	77	-	-	-	4	4	2
315#	94	-	-	42	12	29	3	12	-	11	-	5.5	9800	-	16	3	4.8	77	-	1	1	4	7	1
316	27	-	-	19	19	12	-	7	-	6	-	5.0	...	-	6	-	3.5	60	-	4	4	4	7	-
317	41	-	15	20	22	22	14	5	15	5	-	7.0	...	-	16	14	1.5	54	-	-	-	4	1	-
318#	27	-	-	27	21	31	-	15	-	13	-	5.5	13100	-	16	-	4.1	79	-	-	-	15	1	-
319#	54	-	-	30	30	26	-	11	-	13	-	5.5	10400	-	12	-	3.5	74	-	1	1	9	2	5
320	7	-	-	14	14	3	-	-	-	-	-	-	-	-	-	-	-	-	-	-	-	13	2	-
321	10	-	-	-	40	5	1	3	-	3	-	-	-	-	2	-	-	-	-	-	-	-	-	-
322#	64	-	-	30	16	29	1	11	2	11	-	6.4	8300	-	16	1	3.5	53	-	-	-	1	-	-
323	25	-	-	32	12	12	-	10	-	9	-	5.8	9500	-	1	-	-	-	-	-	-	2	2	-
324#	65	-	-	35	19	24	3	12	-	13	1	5.9	10800	-	10	2	4.5	89	-	1	1	3	-	-
325	69	-	-	36	20	24	4	19	-	13	-	6.0	9700	-	9	3	3.4	48	-	-	-	5	2	-
326	39	-	-	21	33	20	1	16	-	14	-	5.6	8900	-	3	-	-	-	-	2	2	6	2	2
327	19	-	-	-	37	12	2	6	-	6	1	5.7	...	-	5	-	-	-	-	1	1	3	3	-
330	33	-	-	33	9	14	-	10	-	10	-	5.0	10300	-	4	-	4.0	...	-	-	-	3	1	-
331	50	-	-	46	20	17	1	11	-	13	1	5.1	6200	-	3	-	-	-	-	1	1	7	3	2
6	4531	-	-	42	6	1266	13	1201	-	1158	11	5.2	15900	-	94	2	4.0	80	-	126	124	99	61	8
101	51	-	-	41	4	14	-	14	-	14	-	5.0	13600	-	2	-	-	-	-	2	2	1	-	-
103	74	-	-	47	4	20	-	20	-	18	-	6.3	24800	-	2	-	-	-	-	-	-	1	-	-
104	32	-	-	38	-	9	-	9	-	9	-	6.2	23300	-	-	-	-	-	-	-	-	1	-	-
105#	127	-	-	34	9	43	2	20	-	37	2	4.3	16700	-	6	-	-	-	-	-	-	-	-	-
106#	146	-	-	40	10	45	-	42	-	39	-	5.1	13300	-	5	-	3.7	89	-	3	3	7	1	-
107	86	-	-	26	9	29	-	29	-	28	-	4.9	14700	-	1	-	4.0	68	-	6	6	6	1	-
108	132	-	-	42	9	39	-	39	-	36	-	5.5	18700	-	3	-	-	-	-	1	1	1	1	-
109#	124	-	-	41	7	40	-	40	-	32	-	4.9	13800	-	3	-	-	-	-	4	4	5	5	-
110	138	-	-	42	3	41	1	41	-	36	-	5.1	13100	-	4	-	3.8	67	-	3	3	7	3	1
111	147	-	-	37	10	44	-	44	-	41	-	5.0	13800	-	3	-	-	-	-	1	1	4	1	-
112	42	-	-	38	5	16	-	9	-	8	-	4.9	12900	-	8	-	-	-	-	3	3	2	5	1
201	201	-	-	42	4	59	2	58	-	51	1	5.1	14100	-	7	-	3.5	91	-	1	1	5	3	-
202	144	-	-	37	8	46	2	46	-	40	2	5.0	12500	-	4	1	3.7	57	-	6	6	8	8	1
203	144	-	4	37	9	45	-	41	-	35	-	5.0	13000	-	7	-	-	-	-	4	4	7	5	-
204	202	-	-	32	8	66	1	63	-	61	1	5.0	13000	-	10	-	3.3	74	-	3	3	5	2	-
205	46	-	-	24	15	18	-	18	-	17	-	5.0	14100	-	2	-	-	-	-	6	5	4	4	-
207	98	-	-	47	4	24	1	22	-	22	1	5.1	14300	-	1	-	-	-	-	-	-	3	3	1
208	84	-	-	45	2	20	-	20	-	20	-	5.0	14700	-	1	-	-	-	-	4	4	4	1	-
209	72	-	-	44	8	19	-	19	-	18	-	5.0	13800	-	1	-	-	-	-	3	3	3	3	-
210	65	-	-	35	6	20	-	20	-	20	-	5.0	15400	-	-	-	-	-	-	1	1	1	1	-
211	76	-	-	46	1	20	-	20	-	19	-	5.2	15600	-	-	-	-	-	-	1	1	2	1	-
212	132	-	-	46	6	34	1	34	-	32	1	5.2	15200	-	2	-	-	-	-	1	1	6	3	-
213	151	-	-	42	1	38	-	38	-	36	-	5.4	14700	-	1	-	-	-	-	6	6	3	5	-
214	65	-	-	15	9	21	-	21	-	21	-	5.0	15800	-	1	-	-	-	-	5	5	5	5	-
215	76	-	-	42	1	18	-	18	-	18	-	5.0	15800	-	-	-	-	-	-	-	-	1	1	-
216	72	-	-	47	1	18	-	18	-	18	-	5.3	17800	-	-	-	-	-	-	4	4	4	3	-
301	78	-	-	50	19	19	-	18	-	18	-	5.4	18200	-	-	-	-	-	-	3	3	3	3	-
302	70	-	-	40	6	20	-	20	-	20	-	5.5	19000	-	-	-	-	-	-	1	1	-	3	-
303	84	-	-	49	20	20	-	20	-	20	-	5.2	17600	-	-	-	-	-	-	2	2	2	2	-
304	128	-	-	49	2	31	-	31	-	31	-	5.3	16200	-	-	-	-	-	-	4	4	-	-	-
305	98	-	-	52	1	19	-	19	-	19	-	5.5	18800	-	-	-	-	-	-	5	5	1	2	-
306	93	-	-	51	2	22	-	22	-	22	-	5.1	17600	-	-	-	-	-	-	5	5	-	-	1
307	66	-	-	47	4	16	-	16	-	16	-	5.3	18200	-	-	-	-	-	-	2	2	2	2	-
308	12	-	-	38	3	9	-	9	-	9	-	5.4	19200	-	-	-	-	-	-	2	2	-	-	-
309	25	-	-	60	5	5	-	5	-	4	-	-	-	-	1	-	-	-	-	1	1	-	-	-
310	80	-	-	51	18	18	-	18	-	18	-	5.4	18900	-	-	-	-	-	-	1	1	-	-	-
311	74	-	-	51	1	17	1	17	-	16	1	5.4	21900	-	1	-	-	-	-	3	3	1	-	-
312	42	-	-	55	9	9	-	9	-	9	-	6.1	21500	-	-	-	-	-	-	5	4	1	-	-
313	34	-	-	53	7	7	-	7	-	7	-	7.3	26400	-	-	-	-	-	-	1	1	-	-	-
314	38	-	-	34	10	10	-	10	-	10	-	5.5	24900	-	-	-	-	-	-	-	-	-	-	-
315	15	-	-	53	1	1	-	1	-	1	-	-	-	-	-	-	-	-	-	-	-	-	-	-
316	42	-	-	48	2	9	-	9	-	8	-	5.3	18800	-	1	-	-	-	-	2	2	-	-	-
401	85	-	-	38	4	25	-	23	-	23	-	5.0	15100	-	2	-	-	-	-	2	2	2	3	-
402	91	-	-	37	4	25	-	25	-	25	-	5.2	13800	-	-	-	-	-	-	1	1	-	-	-
403	79	-	-	35	8	24	-	22	-	23	-	5.4	14900	-	1	-	-	-	-	2	2	2	3	-
404	95	-	-	37	11	29	-	27	-	25	-	5.3	14600	-	3	-	-	-	-	1	1	1	2	-
405	126	-	-	39	11	36	-	31	-	31	1	5.6	13200	-	5	-	3.2	...	-	4	4	7	2	-
406	21	-	-	52	5	5	-	5	-	5	-	5.4	20300	-	-	-	-	-	-	4	4	1	-	-
407	12	-	-	53	7	7	-	7	-	5	-	5.6	...	-	2	-	-	-	-	2	2	1	1	-
409	86	-	23	31	15	24	-	18	-	18	-	5.5	14100	-	6	-	4.2	79	-	2	2	2	4	1
410	11	-	-	54	8	5	-	5	-	4	-	-	-	-	-	-	-	-	-	-	-	-	-	-
412	120	-	-	48	8	30	-	30	-	29	-	5.7	18300	-	1	-	-	-	-	2	2	3	2	1
413	10	-	-	46	10	14	-	11	-	11	1	5.1	13800	-	3	-	-	-	-	2	2	2	2	1
414	7	-	-	29	7	7	-	7	-	7	-	-	-	-	-	-	-	-	-	-	-	-	-	-
2187	2187	-	-	37	51	684	13	612	-	544	11	5.3	11700	-	119	-	4.4	88	-	65	64	96	43	4
2188	145	-	-	42	14	42	-	36	-	29	-	5.9	11500	-	12	-	4.4	71	-	8	8	10	4	4
2																								

Characteristics of Housing Units and Population, by Blocks: 1970—Con.

Austin

[Data exclude vacant seasonal and vacant migratory housing units. For minimum base for derived figures (percent, average, etc.) and meaning of symbols, see text]

Blocks Within Block Numbering Areas or Census Tracts	Percent of total population				Year-round housing units				Occupied housing units																
	Total population	Negro	In group quarters	Under 18 years and over	Total	Lacking some or all plumbing facilities	Units in—		Owner			Renter			1.01 or more persons per room		One-person households	With female head of family	With roomers, boarders, or lodgers						
							One-unit structures	Structures of 10 or more units	Lacking some or all plumbing facilities	Average number of rooms	Average value (dollars)	Percent Negro	Lacking some or all plumbing facilities	Average number of rooms	Average contract rent (dollars)	Percent Negro				Total	With all plumbing facilities				
																						Total	Total	Total	Total
117	24	-	-	42	8	7	-	5	-	5	-	5.2	12800	-	2	-	-	-	-	-	2	-			
118	63	-	-	38	3	17	-	15	-	13	-	5.2	12200	-	4	-	2	2	-	-	1	-			
119	46	-	-	28	11	16	1	16	-	12	1	5.1	10600	-	4	-	-	-	-	-	2	-			
120	57	-	-	32	12	18	1	17	-	18	1	5.3	12300	-	-	-	1	1	-	-	3	-			
121	39	-	-	36	10	13	-	12	-	12	-	5.3	12900	-	1	-	1	1	-	-	2	-			
122	60	-	-	35	7	16	-	16	-	13	-	5.4	12000	-	3	-	-	-	-	-	3	-			
123	34	-	-	27	21	12	-	12	-	11	-	5.0	11200	-	-	-	-	-	-	-	-	2	-		
124	49	-	-	25	16	21	1	16	-	15	1	4.9	12900	-	5	-	4.0	118	-	-	1	1	4	1	
125	41	-	-	34	15	16	-	16	-	15	-	4.9	11800	-	1	-	-	-	-	-	6	-	-	-	
126	53	-	-	51	4	13	-	13	-	11	-	5.8	10800	-	1	-	-	-	-	-	2	2	-	-	
127	60	-	-	47	10	16	-	16	-	14	-	4.8	10500	-	2	-	-	-	-	-	4	4	1	2	
128	3	-	-	-	-	1	-	-	-	-	-	-	-	-	-	-	-	-	-	-	-	-	-		
129	58	-	-	48	5	14	-	12	-	10	-	5.5	12500	-	4	-	-	-	-	-	4	4	-	2	
130	53	-	-	43	11	15	-	15	-	13	-	5.3	13600	-	2	-	-	-	-	-	2	2	-	2	
201	36	-	-	56	3	8	-	8	-	6	-	5.2	10800	-	2	-	-	-	-	-	2	2	-	1	
202	18	-	-	28	28	7	-	7	-	6	-	4.5	9500	-	1	-	-	-	-	-	1	1	-	-	
206	51	2	-	53	8	10	-	10	-	10	-	5.7	14500	-	-	-	-	-	-	-	3	3	-	-	
207	52	-	-	52	-	11	-	11	-	11	-	5.5	14200	-	-	-	-	-	-	-	3	3	-	-	
208	21	-	-	43	10	5	-	5	-	5	-	5.0	10800	-	-	-	-	-	-	-	1	1	-	-	
209	58	-	-	35	17	22	-	17	-	18	-	5.0	13000	-	3	-	-	-	-	-	-	7	2	-	-
210#	71	-	-	45	4	21	1	15	-	16	1	4.8	14400	-	5	-	4.0	120	-	-	3	3	4	-	
211	50	-	-	44	12	13	-	9	-	10	-	5.4	12000	-	3	-	-	-	-	-	2	2	2	2	
212#	64	-	-	33	9	22	-	14	-	10	-	5.2	8700	-	10	-	3.9	84	-	-	3	3	4	-	
213	109	-	-	34	18	36	3	36	-	33	2	4.9	10900	-	2	-	-	-	-	-	3	2	3	2	
214	60	-	-	48	7	16	1	12	-	11	-	5.1	14000	-	4	-	-	-	-	-	3	3	2	-	
215	64	2	-	44	6	18	-	18	-	14	-	6.7	14100	-	2	-	-	-	-	-	1	1	-	4	
216	43	-	-	28	19	15	-	13	-	12	-	5.5	13000	-	3	-	-	-	-	-	1	1	1	-	
217	52	-	-	29	12	20	1	20	-	17	1	5.1	12300	-	3	-	-	-	-	-	1	1	5	-	
218	20	-	-	40	5	6	-	5	-	4	-	-	-	-	2	-	-	-	-	-	-	2	2	-	-
8	5209	-	-	4	32	19	54	1393	43	1310	15	5.6	14100	-	493	30	3.8	77	-	-	78	77	435	136	33
101	49	-	14	10	53	26	2	4	-	12	-	4.9	-	-	13	2	3.3	76	-	-	1	1	16	1	-
102	52	-	-	14	12	26	2	6	9	19	1	5.1	12700	-	7	1	3.1	69	-	-	2	2	9	2	-
103#	48	-	-	52	19	14	-	9	-	8	-	5.8	12900	-	5	-	5.4	82	-	-	2	2	2	1	-
104	67	-	21	19	37	26	-	15	-	11	-	6.7	15700	-	14	-	4.3	76	-	-	-	-	11	4	1
105	61	-	-	25	26	30	-	9	1	10	-	5.4	9800	-	18	-	3.1	66	-	-	1	1	11	1	1
106	71	-	-	18	20	37	5	12	-	14	-	5.5	10300	-	22	4	3.2	73	-	-	-	-	17	4	-
107	80	-	-	35	16	29	-	12	-	16	-	6.8	12700	-	12	-	3.6	67	-	-	1	1	8	2	1
108	127	-	-	28	24	58	1	20	12	21	-	6.2	13900	-	36	1	3.7	66	-	-	2	2	29	2	1
109	76	-	-	33	16	25	-	20	-	22	-	7.0	18200	-	3	-	-	-	-	-	-	-	5	4	1
110	89	-	-	43	10	30	1	21	-	18	1	6.6	15500	-	6	-	5.8	-	-	-	2	2	7	1	1
111	49	-	-	14	41	26	-	12	1	13	-	5.6	12800	-	12	-	3.2	73	-	-	1	1	11	2	1
112	27	-	-	30	22	10	-	7	-	8	-	7.1	18200	-	2	-	-	-	-	-	-	-	3	-	-
113	81	-	-	33	10	33	4	12	1	17	1	6.2	16900	-	16	3	3.4	71	-	-	1	1	14	-	-
114	99	-	18	16	42	50	3	16	16	19	-	6.2	20400	-	21	3	3.3	70	-	-	2	2	16	3	1
115	69	-	-	35	23	26	4	19	-	20	-	6.1	20900	-	5	4	1.4	61	-	-	2	2	9	1	-
116	105	-	-	32	17	37	4	27	-	25	-	5.6	12900	-	11	4	3.7	65	-	-	1	1	7	2	-
117	162	-	-	40	15	49	-	34	-	37	-	6.9	25700	-	12	-	4.3	70	-	-	1	1	11	2	1
118	68	-	-	29	22	23	-	19	-	13	-	6.7	12400	-	10	-	4.4	73	-	-	1	1	5	2	3
119#	43	-	-	23	26	21	-	5	-	6	-	6.3	-	-	15	-	3.7	86	-	-	-	-	9	2	2
120	154	-	-	24	15	60	-	27	-	32	-	5.6	14100	-	26	-	3.7	81	-	-	1	1	10	10	4
121	19	11	-	21	21	11	-	3	-	3	-	-	-	-	4	-	-	-	-	-	-	-	3	-	1
122	7	-	-	14	29	4	-	-	-	-	-	-	-	-	-	-	-	-	-	-	-	-	-	-	-
123	10	-	-	10	40	6	-	2	-	1	-	-	-	-	5	-	3.6	-	-	-	-	-	4	-	-
124	5	-	-	-	60	3	-	-	-	-	-	-	-	-	-	-	-	-	-	-	-	-	-	-	-
125	3	-	-	-	-	2	-	-	-	-	-	-	-	-	-	-	-	-	-	-	-	-	-	-	-
126	25	-	100	8	-	-	-	-	-	-	-	-	-	-	-	-	-	-	-	-	-	-	-	-	-
127	7	14	-	71	6	2	2	3	-	-	-	-	-	-	6	2	2.2	89	17	-	-	-	5	-	-
129	14	-	-	57	10	2	-	4	-	4	-	-	-	-	5	-	4.0	-	-	-	-	-	4	-	-
131	26	-	-	46	12	8	-	5	-	3	-	-	-	-	5	-	3.8	68	-	-	1	1	2	-	1
132	11	-	-	36	27	6	1	3	-	1	-	-	-	-	4	-	-	-	-	-	-	-	3	-	-
133	2	-	-	-	-	1	-	-	-	-	-	-	-	-	-	-	-	-	-	-	-	-	-	-	-
134	10	-	-	30	20	4	-	-	-	-	-	-	-	-	-	-	-	-	-	-	-	-	-	-	-
135	12	-	-	8	17	5	-	2	-	1	-	-	-	-	4	-	-	-	-	-	-	-	2	-	1
136	11	-	-	46	9	4	-	-	-	-	-	-	-	-	-	-	-	-	-	-	-	-	-	-	-
203	11	-	-	64	18	2	-	-	-	-	-	-	-	-	-	-	-	-	-	-	-	-	-	-	-
204	75	-	-	27	13	29	-	29	-	29	-	5.4	12400	-	6	-	-	-	-	-	1	1	9	2	-
205	79	-	-	32	10	29	-	27	-	23	-	5.4	12000	-	4	-	4.7	87	-	-	1	1	3	3	-
206	70	-	-	40	9	21	-	21	-	17	-	5.6	12100	-	4	-	-	-	-	-	2	2	2	1	-
207	45	-	-	33	18	13	-	13	-	12	-	4.9	13400	-	1	-	-	-	-	-	-	-	2	2	-
208	88	-	-	41	6	26	-	26	-	25	-	5.4	14500	-	1	-	-	-	-	-	3	3	3	2	-
209	49	-	-	27	31	19	-	19	-	17	-	5.5	10600	-	2	-	-	-	-	-	1	1	3	2	-
210	77	-	-	36	12	25	1	25	-	23	-	5.8	15500	-	2	-	-	-	-	-	3	3	9	-	-
211	58	-	-	26	26	22	-	20	-	21	-	5.7	18100	-	1	-	-	-	-	-	-	-	-	-	-
212	25	-	-	37	9	24	-	20	-	21	-	5.1	15600	-	3	-	-	-	-	-	1	1	2	-	-
213	27	-	-</																						

Characteristics of Housing Units and Population, by Blocks: 1970—Con.

Austin

[Data exclude vacant seasonal and vacant migratory housing units. For minimum base for derived figures (percent, average, etc.) and meaning of symbols, see text]

Blocks Within Block Numbering Areas or Census Tracts	Percent of total population				Year-round housing units				Occupied housing units																
	Total population	Negro	In group quarters	Under 18 years	62 years and over	Total	Lacking some or all plumbing facilities	Units in—		Owner				Renter				1.01 or more persons per room		With all plumbing facilities	One-person households	With female head of family	With roomers, boarders, or lodgers		
								Structures of 10 or more units	One-unit structures	Total	Lacking some or all plumbing facilities	Average number of rooms	Average value of (dollars)	Percent Negro	Total	Lacking some or all plumbing facilities	Average number of rooms	Average contract rent (dollars)	Percent Negro					Total	With all plumbing facilities
312	66	-	-	35	14	25	1	25	-	17	-	4.9	9000	-	7	-	3.9	78	-	1	1	7	2	-	
313	80	-	-	29	18	29	1	29	-	24	-	5.2	11300	-	4	-	-	-	-	1	1	4	4	-	
314	83	-	-	30	25	29	-	29	-	26	-	5.4	12300	-	2	-	-	-	-	1	1	2	1	-	
315	73	-	-	25	26	30	1	28	-	25	-	5.1	10400	-	3	-	-	-	-	1	1	4	3	2	
316	82	1	-	34	11	30	2	30	-	24	-	4.8	10400	-	4	-	-	-	-	1	1	2	2	-	
317	67	-	-	37	18	24	1	24	-	17	-	4.4	8200	-	5	-	5.6	-	-	4	4	6	6	3	
401	49	-	-	41	10	13	-	11	-	11	-	5.2	13100	-	2	-	-	84	-	1	1	6	5	2	
402	53	-	-	26	8	19	-	19	-	19	-	4.9	17400	-	2	-	-	-	-	2	2	1	-	-	
403	88	-	-	39	11	25	1	24	-	20	1	5.5	14500	-	4	-	-	-	-	1	1	2	-	-	
404	84	-	-	38	13	26	1	26	-	22	1	5.7	15700	-	3	-	-	-	-	1	1	1	3	2	
405	83	-	-	42	5	23	-	23	-	22	-	6.0	20000	-	1	-	-	-	-	1	1	2	-	-	
406	66	-	-	21	21	25	-	25	-	24	-	5.6	17200	-	1	-	-	-	-	1	1	2	-	-	
407	3	-	-	-	-	1	-	-	-	-	-	-	-	-	-	-	-	-	-	-	-	3	-	-	
408	46	-	-	39	22	16	-	10	-	12	-	6.0	13900	-	4	-	-	-	-	-	-	-	-	-	
409	78	-	-	37	19	30	-	19	-	20	-	6.3	18200	-	9	-	-	-	-	-	-	4	1	-	
410	69	-	-	22	23	24	-	24	-	24	-	5.9	17800	-	-	-	3.0	83	-	2	2	10	4	-	
411	58	-	-	24	16	22	-	22	-	22	-	5.6	15000	-	-	-	-	-	-	-	-	2	-	-	
412	51	-	-	28	18	18	1	18	-	18	1	5.1	11900	-	-	-	-	-	-	1	1	3	1	1	
413	19	-	-	26	26	8	-	8	-	6	-	5.0	15800	-	2	-	-	-	-	1	1	1	-	-	
414	24	-	-	21	21	12	-	12	-	11	-	5.3	13300	-	-	-	-	-	-	-	-	2	1	-	
415	42	-	-	36	19	13	-	13	-	12	-	5.6	11400	-	1	-	-	-	-	1	1	2	-	-	
416	28	-	-	25	21	9	1	7	-	8	1	5.3	13000	-	1	-	-	-	-	-	-	5	2	-	
417	27	-	-	30	7	12	-	10	-	10	-	5.5	12500	-	2	-	-	-	-	-	-	2	-	1	
418#	89	-	-	44	17	27	1	21	-	22	1	6.3	13100	-	5	-	-	-	-	-	-	4	1	-	
501	61	-	-	39	20	24	-	9	-	9	-	5.7	14300	-	15	-	4.0	57	-	2	2	8	3	1	
503	38	-	-	16	34	17	2	17	-	15	1	5.5	13600	-	1	-	3.1	76	-	3	3	5	7	-	
504	37	-	-	19	30	17	-	15	-	15	-	4.8	12700	-	2	-	-	-	-	-	-	2	1	-	
505	33	-	-	55	9	9	-	8	-	5	-	5.8	9300	-	2	-	-	-	-	-	-	5	2	-	
506	21	-	-	38	5	8	-	5	-	4	-	-	-	-	4	-	-	-	-	2	2	-	1	-	
507	27	-	-	33	30	10	-	10	-	5	-	5.0	11800	-	5	-	4.2	71	-	-	-	1	3	-	
508	42	-	-	26	24	20	-	8	-	12	-	6.2	10600	-	4	-	-	-	-	-	-	2	1	-	
509	34	-	-	47	6	11	-	9	-	6	-	7.2	14600	-	5	-	-	-	-	-	-	5	2	-	
510	35	-	-	43	3	10	1	8	-	7	1	5.7	-	-	3	-	-	-	-	-	-	3	1	-	
511	34	-	-	27	21	13	-	11	-	11	-	6.0	13100	-	2	-	-	-	-	-	-	1	-	-	
512	28	-	-	39	14	9	1	7	-	6	-	5.7	12500	-	3	-	-	-	-	-	-	4	1	-	
513	17	-	-	18	18	8	1	6	-	3	-	-	-	-	4	-	-	-	-	-	-	2	1	-	
514	8	-	-	50	13	3	-	-	-	-	-	-	-	-	-	-	-	-	-	-	-	2	-	1	
515	10	-	-	30	20	7	-	1	-	-	-	-	-	-	-	-	-	-	-	-	-	-	-	-	
516	24	-	-	21	13	10	-	8	-	5	-	6.2	-	-	4	-	-	-	-	-	-	2	-	-	
517	8	-	-	75	-	1	-	-	-	-	-	-	-	-	5	-	4.8	78	-	-	-	2	1	-	
9	440	-	2	50	3	115	-	113	-	98	-	5.9	25500	-	7	-	4.9	-	-	8	8	2	3	-	
103	4	-	-	-	-	1	-	-	-	-	-	-	-	-	-	-	-	-	-	-	-	-	-	-	
104	21	-	-	43	62	3	-	-	-	-	-	-	-	-	-	-	-	-	-	-	-	-	-	-	
111	8	-	-	25	-	2	-	-	-	-	-	-	-	-	-	-	-	-	-	-	-	-	-	-	
112	-	-	-	-	-	1	-	-	-	-	-	-	-	-	-	-	-	-	-	-	-	-	-	-	
113	26	-	-	50	6	6	-	6	-	6	-	6.5	25200	-	-	-	-	-	-	-	-	-	-	-	
114	41	-	-	51	5	11	-	11	-	9	-	5.3	29000	-	1	-	-	-	-	-	-	-	-	-	
115	42	-	-	43	10	12	-	12	-	11	-	5.1	23300	-	-	-	-	-	-	-	-	-	2	-	
116	76	-	-	53	3	17	-	17	-	17	-	5.7	21700	-	-	-	-	-	-	-	-	-	-	-	
117	28	-	-	64	-	5	-	5	-	5	-	7.0	24000	-	-	-	-	-	-	3	3	-	-	-	
121	14	-	-	29	-	4	-	-	-	-	-	-	-	-	-	-	-	-	-	-	-	-	-	-	
202	19	-	-	37	5	7	-	7	-	6	-	6.3	26700	-	-	-	-	-	-	-	-	-	-	-	
203	10	-	-	50	-	2	-	-	-	-	-	-	-	-	-	-	-	-	-	-	-	-	-	-	
204	4	-	-	-	-	1	-	-	-	-	-	-	-	-	-	-	-	-	-	-	-	-	-	-	
206	57	-	-	56	-	14	-	14	-	12	-	6.1	24000	-	-	-	-	-	-	-	-	-	-	-	
207	13	-	-	69	-	2	-	-	-	-	-	-	-	-	-	-	-	-	-	-	-	-	-	-	
208	17	-	-	71	-	3	-	-	-	-	-	-	-	-	-	-	-	-	-	-	-	-	-	-	
210	19	-	-	26	-	7	-	7	-	7	-	6.4	41300	-	-	-	-	-	-	-	-	-	-	-	
211	5	-	-	-	80	3	-	-	-	-	-	-	-	-	-	-	-	-	-	-	-	-	-	-	
212	20	-	-	50	-	6	-	4	-	4	-	-	-	-	1	-	-	-	-	-	-	-	-	-	
213	-	-	-	-	-	1	-	-	-	-	-	-	-	-	-	-	-	-	-	-	-	-	-	-	
215	2	-	-	-	-	2	-	-	-	-	-	-	-	-	-	-	-	-	-	-	-	-	-	-	
216	8	-	-	50	-	3	-	-	-	-	-	-	-	-	-	-	-	-	-	-	-	-	-	-	
217	6	-	-	33	-	2	-	-	-	-	-	-	-	-	-	-	-	-	-	-	-	-	-	-	

Characteristics of Housing Units and Population, by Blocks: 1970—Con.

Mankato

[Data exclude vacant seasonal and vacant migratory housing units. For minimum base for derived figures (percent, average, etc.) and meaning of symbols, see text]

Blocks Within Block Numbering Areas or Census Tracts	Percent of total population				Year-round housing units				Occupied housing units															
	Total population	Negro	In group quarters	Under 18 years and over	Total	Lacking some or all plumbing facilities	Units in—		Owner				Renter				1.0 or more persons per room		With roomers, boarders, or lodgers					
							One-unit structures	Structures of 10 or more units	Total	Lacking some or all plumbing facilities	Average number of rooms	Average value (dollars)	Percent Negro	Total	Lacking some or all plumbing facilities	Average number of rooms	Average contract rent (dollars)	Percent Negro		Total	With all plumbing facilities			
																						One-person households	With female head of family	
CITY	30895	—	16	26	11	8914	419	5090	1187	5118	122	5.8	20800	—	3531	272	3.7	115	1	605	576	1622	506	862
9501	2757	—	8	31	17	867	72	659	3	587	41	5.5	13900	—	259	26	4.3	91	—	67	60	176	62	32
102	55	—	—	36	11	18	2	15	—	15	1	4.8	14700	—	3	—	—	—	—	2	2	3	2	1
104	2	—	—	—	—	2	—	—	—	—	—	—	—	—	—	—	—	—	—	—	—	—	—	—
106	22	—	—	46	9	7	7	7	—	7	7	4.4	4300	—	—	—	—	—	—	3	—	4	—	—
109	26	—	—	39	4	2	—	8	—	5	—	3.8	12800	—	3	—	—	—	1	1	1	—	—	—
110	6	—	—	67	—	1	—	—	—	—	—	—	—	—	—	—	—	—	—	—	—	—	—	—
114	—	—	—	—	—	1	—	—	—	—	—	—	—	—	—	—	—	—	—	—	—	—	—	—
115	17	—	—	24	35	7	5	7	—	4	—	—	—	—	3	—	—	—	—	1	—	2	—	—
116	7	—	—	14	29	—	—	—	—	—	—	—	—	—	—	—	—	—	—	—	—	—	—	—
117	27	—	—	30	—	8	—	7	—	8	—	4.1	8400	—	—	—	—	—	—	1	1	—	—	—
118	20	—	—	55	—	5	—	5	—	5	—	5.8	11300	—	—	—	—	—	—	—	—	1	—	—
119	2	—	—	—	—	1	—	—	—	—	—	—	—	—	—	—	—	—	—	—	—	—	—	—
120	7	—	—	43	14	3	—	—	—	—	—	—	—	—	—	—	—	—	—	—	—	—	—	—
121	23	—	—	30	13	8	2	6	—	6	2	4.5	7000	—	2	—	—	—	—	1	—	1	—	—
122	15	—	—	33	7	5	—	5	—	4	—	—	—	—	1	—	—	—	—	—	—	—	—	—
123	9	—	—	56	—	2	—	—	—	—	—	—	—	—	—	—	—	—	—	—	—	—	—	—
124	17	—	—	24	18	6	1	6	—	4	—	—	—	—	2	—	—	—	—	1	—	2	—	—
201	19	—	—	53	—	5	3	5	—	3	—	—	—	—	2	—	—	—	—	1	1	—	—	—
202	8	—	—	—	75	3	—	—	—	—	—	—	—	—	—	—	—	—	—	—	—	—	—	—
203	17	—	—	53	6	5	—	5	—	5	—	4.4	—	—	—	—	—	—	—	2	2	1	—	—
204	39	—	—	39	8	12	5	12	—	10	4	5.0	9300	—	1	—	—	—	—	1	—	1	1	—
205	23	—	—	35	9	10	1	6	—	6	—	6.2	13000	—	4	—	—	—	—	—	—	4	1	1
206	3	—	—	—	—	—	—	—	—	—	—	—	—	—	—	—	—	—	—	—	—	—	—	—
207	9	—	—	—	—	3	—	—	—	—	—	—	—	—	—	—	—	—	—	—	—	—	—	—
211	12	—	—	44	—	2	—	—	—	—	—	—	—	—	—	—	—	—	—	—	—	—	—	—
212	18	—	—	33	17	3	—	—	—	—	—	—	—	—	—	—	—	—	—	—	—	—	—	—
214	1	—	—	—	—	6	—	6	—	6	—	6.7	9300	—	—	—	—	—	—	—	—	1	—	—
215	19	—	—	11	42	9	—	9	—	8	—	5.3	11800	—	1	—	—	—	—	—	—	2	—	—
216	17	—	—	29	24	6	1	6	—	4	—	—	—	—	2	—	—	—	—	1	1	1	—	—
218	5	—	—	—	40	2	—	—	—	—	—	—	—	—	—	—	—	—	—	—	—	—	—	—
219	28	—	—	46	7	8	—	8	—	5	—	5.8	14300	—	3	—	—	—	—	1	1	1	—	—
220	22	—	—	41	9	7	1	5	—	4	—	—	—	—	3	—	—	—	—	2	2	2	—	—
221	4	—	—	—	—	2	—	—	—	—	—	—	—	—	2	—	—	—	—	—	—	2	1	1
222	11	—	—	27	27	5	—	—	—	3	—	—	—	—	—	—	—	—	—	—	—	2	—	—
223	40	3	—	43	13	9	1	9	—	6	1	4.8	15000	—	3	—	—	—	—	2	2	1	—	1
224	32	—	—	34	16	10	—	9	—	9	—	5.4	9600	—	1	—	—	—	—	1	1	2	—	1
225	29	—	—	38	7	12	2	7	—	4	—	—	—	—	7	1	3.9	74	—	1	1	4	1	—
227	6	—	—	33	—	2	—	—	—	—	—	—	—	—	—	—	—	—	—	—	—	—	—	—
228	23	—	—	22	22	10	2	7	—	7	—	5.4	9300	—	3	—	—	—	—	—	—	3	—	—
229	12	—	—	33	17	4	—	—	—	—	—	—	—	—	—	—	—	—	—	—	—	—	—	—
230	12	—	—	67	—	2	—	—	—	—	—	—	—	—	—	—	—	—	—	—	—	—	—	—
231	28	—	—	46	7	6	—	3	—	3	—	—	—	—	3	—	—	—	—	2	2	1	—	—
232	8	—	—	50	25	2	—	—	—	—	—	—	—	—	—	—	—	—	—	—	—	—	—	—
233	5	—	—	40	20	1	—	—	—	—	—	—	—	—	—	—	—	—	—	—	—	—	—	—
301	43	—	—	49	9	12	2	12	—	7	2	5.9	8400	—	4	—	—	—	—	3	3	3	3	—
303	3	—	—	—	—	2	—	—	—	—	—	—	—	—	—	—	—	—	—	—	—	—	—	—
304	58	—	—	17	14	25	1	11	—	11	1	5.6	15000	—	14	—	3.8	107	—	—	—	8	2	3
305	70	3	—	17	17	32	6	7	—	3	—	—	—	—	27	5	4.0	85	4	1	1	1	4	4
306	10	—	—	—	10	5	—	—	—	—	—	—	—	—	5	—	4.4	79	—	—	—	1	—	2
307	15	—	—	60	20	3	—	—	—	—	—	—	—	—	—	—	—	—	—	—	—	—	—	—
308	45	—	20	13	20	19	3	1	1	3	—	—	—	—	15	3	3.3	79	—	1	1	9	2	2
309	22	—	—	27	14	10	—	5	—	5	—	6.8	—	—	4	—	—	—	—	—	—	4	1	—
310	38	—	—	13	18	17	1	7	—	7	—	5.3	15300	—	9	1	3.6	88	—	—	—	2	—	1
311	45	—	—	31	18	14	—	10	—	8	—	6.4	13800	—	6	—	5.5	127	—	—	—	3	1	1
312	6	—	—	17	50	4	—	—	—	—	—	—	—	—	—	—	—	—	—	—	—	—	—	—
313	50	—	—	32	16	17	1	10	—	9	—	5.4	9100	—	8	1	4.6	79	—	3	3	4	2	—
401	16	—	—	56	—	4	—	—	—	—	—	—	—	—	—	—	—	—	—	—	—	—	—	—
402	58	—	—	28	14	19	1	15	—	15	1	5.4	13300	—	4	—	—	—	—	1	1	1	4	1
403	48	—	—	25	29	17	1	16	—	16	1	6.2	16300	—	1	—	—	—	—	1	1	3	2	—
404	35	—	—	40	14	10	—	8	—	7	—	5.6	14000	—	3	—	—	—	—	3	3	2	—	1
405	21	—	—	19	19	12	—	10	—	10	—	4.3	14600	—	2	—	—							

Characteristics of Housing Units and Population, by Blocks: 1970—Con.

Mankato

[Data exclude vacant seasonal and vacant migratory housing units. For minimum base for derived figures (percent, average, etc.) and meaning of symbols, see text]

Blocks Within Block Numbering Areas or Census Tracts	Percent of total population				Year-round housing units					Occupied housing units														
	Total population	Negro	In group quarters	Under 18 years	62 years and over	Total	Units in—		Owner			Renter			1.01 or more persons per room		With roomers, boarders, or lodgers							
							Lacking some or all plumbing facilities	Structures of 10 or more units	Lacking some or all plumbing facilities	Average number of rooms	Average value (dollars)	Percent Negro	Lacking some or all plumbing facilities	Average number of rooms	Average contract rent (dollars)	Percent Negro	Total	With all plumbing facilities	One-person households	With female head of family	With roomers, boarders, or lodgers			
																						One-unit structures	Total	Total
9502	8622	-	15	22	15	2904	271	1252	339	1243	39	5.8	18600	-	1580	215	3.6	98	-	145	130	839	188	301
102	157	-	-	37	10	47	3	41	-	39	2	5.4	20600	-	8	1	4.6	123	-	2	1	2	2	1
103	210	-	-	32	16	69	5	61	-	56	3	5.8	20000	-	11	1	4.6	88	-	2	2	11	9	4
104	437	-	-	23	14	168	3	83	-	143	3	4.5	18300	-	23	-	4.0	116	-	1	1	20	8	10
105	128	-	-	41	7	34	-	32	-	33	-	5.3	19300	-	1	-	-	-	-	5	5	2	-	-
106	54	-	-	54	4	11	-	11	-	11	-	5.7	23100	-	1	-	-	-	-	2	2	-	-	-
107	30	-	-	40	10	7	-	7	-	7	-	6.3	22500	-	3	-	-	-	-	-	-	-	-	-
110	23	-	-	26	-	8	-	8	-	8	-	5.4	-	-	3	-	-	-	-	-	-	-	-	3
111	100	-	-	28	22	36	1	35	-	34	1	5.2	21800	-	2	-	-	-	-	1	1	4	1	-
112	176	-	-	27	7	64	1	30	28	30	1	5.2	18800	-	34	-	3.9	131	-	1	1	13	3	6
201	50	-	-	18	8	17	-	9	-	9	-	5.4	19700	-	8	-	2.9	165	-	2	2	2	-	-
202	48	-	-	33	15	16	-	16	-	13	-	5.2	16400	-	2	-	-	-	-	2	2	3	1	1
203	385	1	-	26	23	153	2	87	46	77	1	5.6	19400	-	2	1	4.1	170	1	5	5	38	9	9
204	255	1	71	9	4	30	1	16	1	13	-	6.8	12800	-	16	1	4.2	101	-	-	-	9	2	4
205	49	-	-	35	12	18	-	16	-	17	-	5.7	18100	-	5	-	4.4	-	-	-	-	3	-	-
206	83	-	-	39	4	22	-	22	-	17	-	6.6	25000	-	5	-	5.8	-	-	-	-	1	1	-
207	71	-	-	21	27	26	-	20	-	15	-	6.4	25800	-	8	-	4.9	134	-	1	1	4	-	4
208	80	-	-	30	6	28	-	19	-	19	-	6.3	20100	-	8	-	4.4	122	-	1	1	4	-	3
209	93	-	-	48	9	23	-	16	-	14	-	7.1	32400	-	9	-	4.1	101	-	2	2	3	4	2
210	498	1	9	27	11	141	6	74	-	74	2	6.3	25100	-	63	4	3.7	115	2	21	20	19	8	23
211	29	-	-	24	31	11	-	10	-	10	-	6.0	22300	-	1	-	-	-	-	-	-	3	-	-
212	23	-	-	26	17	7	-	7	-	7	-	6.1	35600	-	3	-	-	-	-	-	-	4	-	-
301	296	-	94	1	1	7	-	2	2	1	-	-	-	-	6	-	4.0	-	-	-	-	1	-	2
302	44	2	-	23	21	22	-	12	-	13	-	6.3	22300	-	9	-	3.1	83	11	1	1	9	1	3
303	178	1	35	20	7	40	1	17	-	16	-	7.1	20400	-	23	1	3.9	114	4	2	2	11	1	8
304	81	-	16	21	11	23	-	14	-	14	-	7.4	21000	-	9	-	3.6	101	-	-	-	5	2	3
305	60	-	12	22	23	24	-	9	1	8	-	6.3	20500	-	16	-	3.8	101	-	1	1	12	1	2
306	33	-	18	9	24	17	-	5	-	5	-	6.6	-	-	10	-	3.8	112	-	1	1	9	-	2
307	85	-	24	17	14	27	-	6	-	6	-	6.7	28300	-	21	-	4.1	102	-	-	-	11	-	2
308	62	-	50	19	2	7	-	3	-	4	-	-	-	-	3	-	-	-	-	2	2	1	-	3
309	178	-	44	7	8	33	-	15	-	13	-	7.9	20500	-	20	-	3.8	113	-	2	2	6	5	12
310	70	-	31	4	16	23	1	2	1	1	-	-	-	-	22	1	3.8	98	-	1	1	9	-	4
311	149	-	-	12	17	84	27	9	19	7	-	5.1	-	-	73	25	3.0	71	-	6	2	37	8	3
312	35	-	-	20	9	13	1	5	-	-	-	-	-	-	13	1	4.2	73	-	-	-	2	-	1
313	43	-	-	54	14	10	2	8	-	6	2	4.8	10400	-	4	-	-	-	-	2	2	-	3	2
314	2	-	-	-	-	2	-	-	-	-	-	-	-	-	-	-	-	-	-	2	2	-	-	-
315	27	-	-	26	26	18	-	2	14	1	-	-	-	-	23	15	2.3	53	-	-	-	21	-	-
316	82	-	-	42	11	25	2	17	-	4	-	-	-	-	21	1	4.8	82	-	3	3	3	5	2
317	78	-	-	30	14	30	4	18	-	15	1	5.2	6000	-	14	2	4.1	83	-	2	2	6	2	1
319	22	-	-	23	18	14	1	14	-	-	-	-	-	-	18	14	1.7	34	-	-	-	16	-	-
321	132	2	90	-	1	9	4	2	2	-	-	-	-	-	7	3	2.0	39	-	1	-	3	-	1
322	7	-	-	-	-	4	-	-	-	-	-	-	-	-	-	-	-	-	-	-	-	-	-	-
323	16	-	38	-	19	10	3	1	2	1	-	-	-	-	7	1	3.0	62	-	-	-	6	-	-
324	35	-	6	20	19	4	1	1	-	1	-	-	-	-	18	4	3.3	77	-	1	-	8	1	-
401	63	-	2	25	51	8	3	26	1	-	-	-	-	-	46	7	2.5	63	-	1	1	34	-	-
402	29	-	38	10	10	-	3	-	-	-	-	-	-	-	9	-	4.7	117	-	1	1	3	1	2
403	44	-	5	48	24	-	6	10	4	-	-	-	-	-	20	-	4.2	97	-	-	-	14	1	4
404	144	-	28	5	17	54	10	4	1	8	-	5.4	-	-	43	8	3.4	89	-	-	-	18	3	14
405	121	-	64	3	4	14	-	6	-	4	-	-	-	-	10	-	4.5	166	-	2	2	-	-	7
406	16	-	-	19	6	1	4	1	-	1	-	-	-	-	5	1	3.4	107	-	1	1	1	-	3
407	73	1	6	10	19	37	6	9	10	-	5.6	-	-	-	23	-	3.5	131	-	1	1	14	2	7
409	164	-	18	5	28	75	2	1	41	9	-	4.3	-	-	65	2	3.3	78	-	6	6	40	4	10
412	6	-	-	33	3	-	-	-	-	-	-	-	-	-	-	-	-	-	-	-	-	-	-	-
413	8	-	-	50	6	-	-	-	-	-	-	-	-	-	6	-	-	-	-	-	-	-	-	-
414	104	-	19	17	18	37	7	7	-	10	-	7.1	-	-	27	7	3.2	80	-	1	-	12	4	6
416	86	-	38	17	11	18	3	8	-	7	-	7.3	16800	-	10	2	3.9	87	-	2	2	3	1	4
417	94	-	13	29	11	30	-	12	-	12	-	5.8	14300	-	17	-	3.8	112	-	1	1	5	1	2
418	125	-	12	23	6	39	3	12	-	15	-	6.9	19100	-	22	3	3.7	121	-	3	3	6	3	7
419	163	-	16	8	15	41	12	6	-	8	-	5.6	24000	-	32	12	3.7	104	-	2	2	20	1	9
420	6	-	-	50	4	-	-	-	-	-	-	-	-	-	-	-	-	-	-	-	-	-	-	-
421	22	-	-	27	22	18	-	1	-	-	-	-	-	-	21	17	1.9	49	-	1	-	20	-	-
422	32	-	-	28	22	9	1	18	-	-	-	-	-	-	21	9	2.2	56	-	-	-	12	-	-
423	32	-	3	25	17	6	-	3	-	1	-	-	-	-	16	6	2							

Characteristics of Housing Units and Population, by Blocks: 1970—Con.

Mankato

[Data exclude vacant seasonal and vacant migratory housing units. For minimum base for derived figures (percent, average, etc.) and meaning of symbols, see text]

Blocks Within Block Numbering Areas or Census Tracts	Percent of total population				Year-round housing units				Occupied housing units															
	Total population	Negro	In group quarters	Under 18 years and over	Total	Lacking some or all plumbing facilities	Units in—		Owner				Renter				1.01 or more persons per room		With roomers, boarders, or lodgers					
							One-unit structures	Structures of 10 or more units	Total	Lacking some or all plumbing facilities	Average number of rooms	Average value (dollars)	Percent Negro	Total	Lacking some or all plumbing facilities	Average number of rooms	Average contract rent (dollars)	Percent Negro		Total	With all plumbing facilities			
527	51	-	-	26	29	21	-	8	-	10	-	5.3	13300	-	11	-	3.6	88	-	1	1	4	3	3
528	61	-	16	21	26	19	1	14	-	12	-	5.5	15500	-	7	1	4.6	96	-	1	1	4	2	2
529	56	-	-	25	16	19	1	10	-	11	1	5.6	12900	-	8	-	4.3	85	-	-	-	4	1	1
530	57	-	-	30	11	23	-	13	-	11	-	5.6	11800	-	12	-	3.8	135	-	-	-	10	1	3
531	54	-	-	43	11	16	4	12	-	12	3	6.2	12500	-	4	-	-	-	-	2	2	4	2	4
532	58	-	-	31	17	22	-	15	-	14	-	6.0	15800	-	6	-	4.5	122	-	-	-	3	4	3
533	54	-	-	43	13	11	-	11	-	9	-	6.6	13900	-	2	-	-	-	-	1	1	1	1	3
534#	46	-	-	41	15	14	-	8	-	6	-	6.2	17900	-	8	-	3.6	98	-	2	2	2	3	-
535	73	-	-	43	10	22	-	17	-	14	-	6.7	15100	-	8	-	4.8	94	-	-	-	5	2	-
536	61	-	-	36	8	18	2	13	-	14	1	5.4	15600	-	4	-	-	-	-	1	1	-	2	1
537	59	-	-	36	14	17	-	12	-	13	-	6.0	15000	-	4	-	-	-	-	-	-	3	2	1
9503	13306	-	25	25	5	3159	33	1728	821	1929	20	5.7	24600	-	1102	12	3.4	149	1	301	298	293	132	428
101	29	-	-	41	7	8	2	8	-	7	2	5.0	15200	-	1	-	-	-	-	1	-	-	-	-
102	2	-	-	-	-	1	-	-	-	-	-	-	-	-	-	-	-	-	-	-	-	-	-	-
104	378	-	2	22	4	149	1	10	-	125	1	4.2	25000	-	24	-	4.1	124	-	2	2	24	11	18
105	87	1	-	32	1	30	-	13	1	12	-	5.7	29400	-	17	-	4.2	159	-	1	1	3	2	3
106	72	-	-	26	8	27	1	18	-	1	-	-	-	-	26	1	4.2	200	-	-	-	1	2	-
107	87	-	-	41	6	22	1	20	-	20	1	6.3	29500	-	2	-	-	-	-	1	1	1	3	-
108	205	-	-	30	6	81	-	7	69	7	-	5.1	20700	-	72	-	3.9	168	-	5	5	13	10	1
109	71	-	-	49	6	16	1	16	-	16	1	5.7	22000	-	-	-	-	-	-	2	2	1	1	-
111	17	-	-	24	24	7	-	7	-	6	1	4.7	16700	-	1	-	-	-	-	-	-	1	-	-
112	1	-	-	-	-	1	-	-	-	-	-	-	-	-	-	-	-	-	-	-	-	-	-	-
113	40	-	-	33	18	13	-	10	-	10	-	4.9	16700	-	3	-	-	-	-	1	1	2	-	-
114	51	-	-	26	18	17	-	17	-	16	-	5.2	16300	-	1	-	-	-	-	1	1	3	-	-
115	50	-	-	42	20	15	1	15	-	15	1	4.7	13100	-	-	-	-	-	-	2	2	2	1	1
116	44	-	14	27	23	16	3	15	-	12	3	4.5	10200	-	3	-	-	-	-	1	1	5	-	-
117	53	-	-	36	6	15	-	15	-	15	-	5.5	17800	-	-	-	-	-	-	1	1	2	1	1
118	42	-	-	29	26	18	-	14	-	13	-	4.5	15800	-	5	-	3.6	100	-	-	-	5	2	-
119	35	-	-	40	9	11	-	11	-	11	-	4.7	19200	-	-	-	-	-	-	-	-	2	2	-
120	24	-	-	38	4	7	-	7	-	6	-	5.2	23800	-	1	-	-	-	-	-	-	-	-	-
121	53	-	-	47	6	12	-	12	-	12	-	6.0	26900	-	-	-	-	-	-	1	1	-	1	-
122	118	-	-	39	3	34	-	26	-	26	-	5.6	20500	-	8	-	3.8	134	-	1	1	2	3	3
123	103	-	-	44	11	30	1	28	-	26	1	5.0	18800	-	4	-	-	-	-	4	4	5	2	1
124	48	-	-	44	2	13	-	13	-	13	-	5.5	20500	-	-	-	-	-	-	1	1	1	-	-
126	53	-	-	42	2	13	-	13	-	13	-	5.8	24000	-	-	-	-	-	-	-	-	1	-	-
201	56	-	-	36	9	17	-	17	-	17	-	5.5	24300	-	-	-	-	-	-	-	-	1	1	-
202	129	-	-	49	2	30	-	30	-	30	-	5.3	23800	-	-	-	-	-	-	5	5	-	-	2
203	156	-	-	50	2	36	-	31	-	32	-	5.8	23600	-	4	-	-	-	-	3	3	-	1	1
204	94	-	-	53	4	21	-	21	-	21	-	5.4	22000	-	-	-	-	-	-	3	3	1	1	2
205	140	-	-	49	2	35	-	34	-	34	-	5.7	25000	-	1	-	-	-	-	3	3	1	1	-
206	173	-	-	50	2	41	-	41	-	41	-	6.2	26600	-	-	-	-	-	-	1	1	-	1	1
208	4	-	-	-	-	1	-	-	-	-	-	-	-	-	-	-	-	-	-	-	-	-	-	-
209	42	-	-	50	-	10	-	10	-	10	-	6.3	30000	-	-	-	-	-	-	1	1	-	-	-
210	146	-	-	53	2	31	-	31	-	31	-	6.3	28900	-	-	-	-	-	-	3	3	-	1	-
211	80	-	-	53	3	17	-	17	-	16	-	5.6	22700	-	1	-	-	-	-	2	2	-	-	-
212	60	-	-	38	-	14	-	14	-	14	-	5.4	21600	-	-	-	-	-	-	1	1	-	-	-
213	26	-	-	39	-	8	-	8	-	8	-	5.6	19400	-	-	-	-	-	-	-	-	1	-	-
215	600	-	-	26	4	219	1	34	-	205	1	4.6	28300	1	13	-	4.4	152	-	6	6	17	13	14
217	79	-	-	53	6	16	-	16	-	14	-	7.1	32300	-	2	-	-	-	-	2	2	-	-	1
218	102	-	-	50	5	25	-	23	-	22	-	6.9	32100	-	2	-	-	-	-	3	3	-	-	-
219	32	-	-	38	6	9	-	9	-	9	-	6.6	33300	-	-	-	-	-	-	-	-	2	-	-
220	98	-	-	40	3	27	-	27	-	27	-	5.7	23500	-	-	-	-	-	-	1	1	2	-	-
221	45	-	-	47	-	10	-	10	-	10	-	5.6	21000	-	-	-	-	-	-	1	1	-	-	-
222	84	-	-	48	5	21	1	19	-	18	1	6.2	27000	-	3	-	-	-	-	-	-	1	1	-
223	63	-	-	29	13	20	-	18	-	15	-	5.7	22500	-	4	-	-	-	-	3	3	1	2	2
224	57	-	-	42	11	15	-	15	-	15	-	5.9	27900	-	-	-	-	-	-	2	2	-	-	-
225	91	-	-	42	9	26	-	25	-	22	-	5.5	25600	-	4	-	-	-	-	-	-	3	-	1
226	85	-	-	45	6	20	-	18	-	18	-	6.0	23300	-	2	-	-	-	-	2	2	-	-	5
227	61	-	-	31	13	18	-	18	-	17	-	5.4	23300	-	1	-	-	-	-	-	-	1	2	1
228	77	-	-	56	1	16	-	16	-	15	-	7.3	36100	-	1	-	-	-	-	-	-	-	1	-
229	45	-	58	18	13	4	-	-	-	-	-	-	-	-	-	-	-	-	-	-	-	-	-	-
230#	58	-	-	12	26	27	-	12	-	11	-	4.7	15300	-	15	-	4.2	113	-	1	1	5	1	6
231	30	-	-	37	23	10	-	8	-	5	-	4.8	15500	-	5	-	6.0	-	-	-	-	3	1	1
232	65	-	-	31	19	20	-	20	-	19	-	5.9	26400	-	1	-	-	-	-	1	1	2	1	1
233	48	-	-	40	21	16	-	16	-	15	-	5.3	20800	-	1	-	-	-	-	2	2	4	-	1
234	86	-	66	11	71	9	-	7	-	9	-	5.3	22100	-	-	-	-	-	-	-	-	-	2	1
235	103	-	-	25	15	34	1	29	-	27	1	5.4	19200	-	7	-	2.9	103	-	3	2	3	2	3
301	347	1	-	36	13	100	-	95	-	91	-	6.8	34500	1	9	-	5.2	119	-	2	2	12	4	3
302	102	-	6	39	8	25	-	24	-	22	-	7.3	34600	-	3	-	-	-	-	1	1	2	1	1
303	124	-	-	42	2	32	-	32	-	32	-	6.3	25200	-	-	-	-	-	-	2	2	1	2	-
304	54	-	-	46	7	14	-	13	-	12	-	6.8	25700	-	2	-	-	-	-	-	-	1	-	-
305	33	-	-	36	18	10	1	8	-	9	-	5.2	25300	-	1	-	-	-	-	-	-	2	-	-
306	480	1	-	30	-	176	-	37	90	37	-	6.2	27200	-	135	-	3.4	146	1	11	11	17	6	5
307	47	-	-	43	4	11	1	10	-	7	-	6.3	23200	-	4	-	-	-	-	2	2	2	1	1
308	120	-	-	47	3	29	-	28	-	27	-	5.7	21600	-	2	-	-	-	-</					

Characteristics of Housing Units and Population, by Blocks: 1970—Con.

Mankato

[Data exclude vacant seasonal and vacant migratory housing units. For minimum base for derived figures (percent, average, etc.) and meaning of symbols, see text]

Blocks Within Block Numbering Areas or Census Tracts	Percent of total population				Year-round housing units					Occupied housing units					1.01 or more persons per room		With roomers, boarders, or lodgers						
	Total population	Negro	In group quarters	Under 18 years and over	Total	Lacking some or all plumbing facilities	Units in—		Owner			Renter			Total	With all plumbing facilities							
							One-unit structures	Structures of 10 or more units	Lacking some or all plumbing facilities	Average number of rooms	Average value (dollars)	Percent Negro	Lacking some or all plumbing facilities	Average number of rooms				Average contract rent (dollars)	Percent Negro				
																				One-person households	With female head of family		
413	173	-	-	39	9	47	1	47	-	45	1	6.2	26900	-	2	3	3	3	2	-
414	57	-	-	40	2	15	-	13	-	12	-	6.4	24900	-	3	-	-	2	-	-
415	55	-	-	42	2	15	-	15	-	14	-	6.0	23400	-	1	-	-	1	-	-
416	71	-	-	35	3	18	-	18	-	17	-	6.0	24200	-	1	2	2	1	1	-
417	60	-	-	43	2	15	-	15	-	14	-	6.0	27100	-	1	1	1	1	-	-
418	46	9	-	26	4	14	-	14	-	11	-	5.5	21800	9	2	1	1	-	-	2
419	80	-	-	45	3	18	-	17	-	16	-	7.2	27000	-	2	-	-	-	-	1
420	65	-	-	48	-	16	-	15	-	15	-	6.9	29800	-	1	-	-	1	1	-
421	67	-	-	49	-	16	-	16	-	15	-	6.3	26000	-	1	1	1	-	-	-
422	23	-	-	35	-	6	-	6	-	6	-	7.5	27500	-	-	-	-	-	1	-
425	1238	2	82	6	1	82	-	28	54	18	-	6.4	36700	-	60	-	3.6	155	2	5	5	11	3
427	55	-	-	58	-	10	-	10	-	9	-	7.6	29100	-	1	1	1	-	-	6
428	14	-	-	50	-	3	-	3	-	-	-	-	-	-	-	-	-	-	-	-	-	-	
429	272	-	-	30	34	28	-	30	-	32	-	6.7	22500	-	9	1	4.1	137	-	5	4	2	-
430	1889	-	-	84	5	2	-	48	21	47	3	6.2	27100	-	55	4	4.0	128	-	6	6	21	10
432	194	-	-	23	31	8	-	27	7	27	-	6.7	16000	-	14	3	4.1	104	-	4	4	7	2
433	20	-	-	20	30	8	-	6	-	5	-	6.2	26300	-	3	-	-	-	-	-
9504	6210	-	3	31	15	1984	43	1451	24	1359	22	6.0	20600	-	590	19	4.2	110	1	92	88	314	124
101	64	-	-	14	33	31	-	12	-	12	-	6.1	17100	-	17	-	3.8	79	-	1	10	-	-
102	9	-	-	67	-	2	-	-	-	-	-	-	-	-	-	-	-	-	-	-	-	-	
103	13	-	-	8	23	7	-	3	-	3	-	-	-	-	-	-	-	-	-	-	-	-	
104	44	-	-	9	57	28	-	3	-	3	-	-	-	-	-	-	-	-	-	-	-	-	
105	55	-	-	18	20	20	-	12	-	11	-	6.4	15700	-	23	-	3.2	165	-	-	-	16	-
106	58	-	-	17	7	24	-	7	-	6	-	5.7	21000	-	15	-	3.8	136	-	3	3	7	-
107	75	-	-	9	7	32	3	4	-	4	-	-	-	-	25	2	4.1	111	-	-	-	1	7
108	83	-	-	10	23	21	-	10	-	13	-	5.4	16000	-	21	-	4.1	93	-	-	-	12	4
109	95	-	-	7	30	15	-	14	-	13	-	5.8	14700	-	18	-	5.1	107	-	1	1	9	5
110	60	-	-	10	23	22	-	12	-	12	-	5.3	15800	-	8	-	4.4	101	-	1	1	4	2
111	69	-	-	17	28	17	2	16	-	14	-	6.8	15800	-	6	2	3.7	96	-	2	1	7	2
112	68	-	-	27	7	22	1	13	-	14	-	5.6	16600	-	8	1	3.8	102	-	2	2	4	-
113	78	-	-	8	27	15	-	14	-	14	-	6.4	16600	-	12	-	3.4	93	-	1	1	5	2
114	75	3	-	25	11	26	-	16	-	14	-	6.1	16100	-	12	-	4.3	120	8	-	-	4	2
115	71	-	-	35	10	21	-	14	-	15	-	6.3	16000	-	6	-	4.7	118	-	-	-	4	1
116	59	-	-	22	17	9	1	8	-	10	-	5.9	12900	-	8	1	3.4	87	-	2	2	5	2
117	35	-	-	54	-	9	-	6	-	3	-	-	-	-	8	-	4.8	119	-	1	1	2	2
118	66	-	-	32	14	23	-	10	-	10	-	6.9	16400	-	13	-	4.2	108	-	1	1	5	4
119	62	2	-	36	15	18	-	14	-	13	-	6.6	15400	-	4	2	2	2	2	-
120	227	-	-	41	16	63	2	49	-	47	2	6.6	15900	-	16	-	4.6	96	-	7	7	8	7
121	71	-	-	21	31	13	-	13	-	14	-	6.3	17000	-	3	1	1	1	3	2
122	80	-	-	25	26	27	-	16	-	21	-	6.7	15500	-	6	-	3.7	97	-	1	1	6	3
123	204	-	-	6	27	10	-	32	-	33	-	6.3	16300	-	21	-	4.5	121	-	5	5	8	2
124	47	-	-	40	9	14	-	9	-	10	-	7.2	22200	-	4	1	1	1	3	-
125	55	-	-	38	22	18	-	16	-	16	-	6.4	17700	-	4	-	-	-	4	2
126	65	-	-	40	22	24	-	22	-	17	-	6.0	13300	-	5	-	6.6	125	-	-	-	6	1
201	171	-	-	33	15	55	-	47	-	48	-	7.1	30600	-	5	-	5.9	166	-	-	-	9	3
202	254	-	-	35	8	75	-	72	-	68	-	6.3	27900	-	5	-	3.2	135	-	3	3	6	5
203	43	-	-	51	7	11	-	11	-	6	-	7.8	39000	-	4	-	-	-	1	-
204	34	-	-	35	21	11	-	11	-	10	-	7.7	41400	-	1	-	-	-	-	-
205	54	-	-	35	30	17	-	17	-	15	-	6.2	26800	-	2	-	-	-	2	-
206	43	-	-	26	23	14	1	14	-	14	-	6.2	23100	-	-	-	-	-	-	-
207	38	-	-	26	21	14	-	14	-	14	-	6.4	34600	-	-	-	-	-	1	1
208	45	-	-	40	7	14	-	13	-	13	-	6.2	25800	-	1	-	-	-	2	1
209	70	-	-	21	14	24	-	21	-	20	-	5.4	18900	-	4	-	-	-	1	1
210	63	-	-	30	22	24	1	21	-	20	-	5.6	20300	-	4	-	-	-	4	1
211	34	-	-	21	21	10	-	10	-	10	-	6.0	24900	-	-	1	1	1	-	-
212	53	-	-	42	11	14	-	14	-	14	-	5.8	22600	-	-	-	-	-	1	-
213	119	-	-	32	19	42	-	38	-	36	-	6.1	19500	-	6	-	4.5	126	-	1	1	7	2
214	147	-	-	38	17	45	5	37	-	40	4	5.6	16500	-	5	1	3.4	95	-	3	2	8	2
215	44	-	-	41	11	12	-	12	-	12	-	5.8	21400	-	-	-	-	-	4	-
216	28	-	-	39	18	10	-	10	-	10	-	6.5	23100	-	-	-	-	-	-	-
217	59	-	-	36	15	18	-	14	-	12	-	5.9	26000	-	6	-	4.8	118	-	1	1	3	1
218	53	-	-	25	19	16	-	15	-	13	-	5.8	20400	-	2	-	-	-	-	-
219	26	-	-	23	15	9	-	9	-	8	-	5.9	23600	-	-	-	-	-	-	-
220	80	-	-	54	11	19	-	18	-	15	-	7.1	23800	-	4	2	2	2	-	-
221	21	-	-	33	29	6	-	6	-	6	-	7.2	25800	-	-	-	-	-	-	-
222	47	-	-	51	2	11	-	11	-	9	-	5.8	20600	-	2	1	1	-	-	-
223	21	-	-	38	14	4	-	4	-	-	-	-	-	-	-	-	-	-	-	-	-	-	
224	55	-	-	26	18	20	2	13	-	12	2	5.2	19500	-	8	-	4.4	88	-	1	1	2	2
225	31	-	-	19	19	11	-	10	-	8	-	5.6	17500	-	2	-	-	-	1	1
226	38	-	-	34	13	11	-	11	-	10	-	6.3	20400	-	3	-	-	-	5	1
227	50	-	-	40	14	15	1	15	-	15	1	5.9	22200	-	-	-	-	-	2	3
228	40	-	-	33	13	13	-	11	-	12	-	6.6	26100	-	-	-	-	-	3	1
229	197	-	-	5	21	12	66	1	33	28	1	6.1	19600	-	37	-	3.7	112	-	3	2	10	1
230	51	-	-	29	10	18	-	10	-	11	-	6.1	18600	-	-	1	1	1	1	-
232	70	-	-	39	13	20	1	16	-	17	-	5.6	16100	-	3	-	-	-	2	3
301	81	-	-	37	14	27	2	21	-	19	1	5.1	13600	-	7	2	2	5	1	-
302	70	4	-	34	10	21	-	21	-	17	-	5.3	17400	-	4	3	3	-	-	-
30																							

Characteristics of Housing Units and Population, by Blocks: 1970—Con.

Mankato

[Data exclude vacant seasonal and vacant migratory housing units. For minimum base for derived figures (percent, average, etc.) and meaning of symbols, see text]

Blocks Within Block Numbering Areas or Census Tracts

	Percent of total population				Year-round housing units				Occupied housing units														
	Total population	Negro	In group quarters	Under 18 years	62 years and over	Lacking some or all plumbing facilities	Units in—		Owner				Renter				1.01 or more persons per room		With roomers, boarders, or lodgers				
							One-unit structures	Structures of 10 or more units	Total	Lacking some or all plumbing facilities	Average number of rooms	Average value (dollars)	Percent Negro	Total	Lacking some or all plumbing facilities	Average number of rooms	Average contract rent (dollars)	Percent Negro		Total	With all plumbing facilities	One-person households	With female head of family
315 -----	95	-	-	41	6	27	-	27	23	-	5.8	29300	-	3	-	2	2	2	2	-
316 -----	81	-	-	38	9	20	1	20	20	1	7.8	37400	-	-	-	-	-	-	-	-	-	1	-
317 -----	143	-	-	29	15	49	-	36	35	-	5.6	27800	-	13	-	4.5	120	-	1	1	2	3	-
401 -----	462	-	19	25	26	135	5	93	79	2	5.3	13600	-	55	3	4.2	105	-	4	4	25	15	-
402 -----	64	-	-	22	14	24	-	17	13	-	5.3	14500	-	11	-	4.4	106	-	1	1	7	-	2
403 -----	63	-	-	29	24	22	4	19	14	3	5.1	11000	-	8	1	4.6	103	-	2	2	4	1	1
404 -----	34	-	-	32	15	12	-	10	9	-	5.1	14400	-	3	-	-	-	3	-	1
405 -----	75	-	-	29	16	27	1	22	21	1	5.5	12200	-	6	-	3.3	93	-	3	3	4	1	1
406 -----	34	-	-	32	12	12	-	11	7	-	5.1	13800	-	4	-	1	1	-	2	1
407 -----	74	-	-	31	27	27	1	23	16	-	4.9	9500	-	9	1	4.1	82	-	3	3	4	4	-
408 -----	140	-	-	31	6	42	-	28	27	-	5.6	11700	-	15	-	4.2	96	-	3	3	10	6	2
410 -----	91	-	-	26	12	33	3	21	15	-	5.0	12100	-	17	3	4.5	92	-	2	2	3	-	3
411 -----	36	-	-	42	8	12	1	10	4	-	7	-	4.3	71	-	2	2	3	-	-
412 -----	52	-	-	35	2	16	-	11	9	-	5.0	14500	-	7	-	4.6	113	-	2	2	1	1	3

Characteristics of Housing Units and Population, by Blocks: 1970—Con.

North Mankato

[Data exclude vacant seasonal and vacant migratory housing units. For minimum base for derived figures (percent, average, etc.) and meaning of symbols, see text]

Blocks Within Block Numbering Areas or Census Tracts

Total population	Percent of total population				Year-round housing units		Occupied housing units																	
	Negro	In group quarters	Under 18 years	62 years and over	Total	Lacking some or all plumbing facilities	Units in—		Owner				Renter				1.01 or more persons per room		With roomers, boarders, or lodgers					
							One-unit structures	10 or more units	Total	Lacking some or all plumbing facilities	Average number of rooms	Average value (dollars)	Percent Negro	Total	Lacking some or all plumbing facilities	Average number of rooms	Average contract rent (dollars)	Percent Negro	Total	With all plumbing facilities	One-person households	With female head of family		
																							66	11
307	86	-	-	37	15	27	-	27	-	25	-	5.8	17700	-	2	-	1	1	6	-	-
308	124	-	-	15	3	72	-	1	66	1	-	53	-	3.9	167	-	1	1	8	1	2
310	76	-	9	28	3	19	1	8	11	8	-	5.6	29700	-	11	1	4.3	167	-	2	2	-	1	3
311	39	-	-	49	-	9	-	9	-	9	-	6.0	31100	-	-	-	-	-	-	1	1	-	1	-
312	219	-	-	47	2	54	-	53	-	51	-	7.0	33600	-	1	-	3	3	1	4	1
406	115	-	-	40	9	32	1	22	-	19	-	5.7	14900	-	13	1	4.0	95	-	3	2	2	4	2
407	76	-	-	30	16	25	3	18	-	15	-	5.7	14700	-	10	3	4.9	115	-	-	-	1	5	2
419	144	-	-	16	62	92	5	11	76	11	1	5.5	18000	-	81	4	2.6	49	-	2	2	66	2	-

Characteristics of Housing Units and Population, by Blocks: 1970—Con.

North Mankato

[Data exclude vacant seasonal and vacant migratory housing units. For minimum base for derived figures (percent, average, etc.) and meaning of symbols, see text]

Blocks Within Block Numbering Areas or Census Tracts	Percent of total population				Year-round housing units				Occupied housing units															
	Total population	Negro	In group quarters	Under 18 years and over	Total	Lacking some or all plumbing facilities	Units in—		Owner				Renter				1.01 or more persons per room		With all plumbing facilities	One-person households	With female head of family	With roomers, boarders, or lodgers		
							One-unit structures	Structures of 10 or more units	Total	Lacking some or all plumbing facilities	Average number of rooms	Average value (dollars)	Percent Negro	Total	Lacking some or all plumbing facilities	Average number of rooms	Average contract rent (dollars)	Percent Negro					Total	With all plumbing facilities
							10 or more units	Structures of 10 or more units																
CITY -----	7347	—	—	37	11	2309	78	1640	195	1581	36	5.9	20100	—	666	38	3.9	104	—	139	135	368	118	106
9501 -----	4038	—	—	36	12	1285	58	922	30	884	30	5.7	16500	—	376	25	4.0	99	—	84	81	219	74	74
101 -----	4	—	—	—	—	3	—	—	—	—	—	—	—	—	—	—	—	—	—	—	—	—	—	—
102 -----	5	—	—	60	—	1	—	—	—	—	—	—	—	—	—	—	—	—	—	—	—	—	—	—
103 -----	28	—	—	46	7	10	4	10	—	12	2	5.4	11000	—	2	—	—	—	—	—	—	—	—	—
104 -----	48	—	—	46	4	13	1	13	—	17	1	5.1	10000	—	8	—	3.9	98	—	5	5	1	2	—
105 -----	101	—	—	47	4	25	—	18	—	9	—	6.2	11800	—	5	—	5.0	94	—	1	1	1	1	1
106 -----	44	—	—	36	14	14	—	12	—	28	—	5.9	17500	—	6	1	4.0	123	—	4	4	2	4	3
107 -----	125	—	—	38	8	35	1	28	—	12	—	5.3	16500	—	16	—	3.9	90	—	3	3	10	4	4
108 -----	42	—	—	31	7	12	—	12	—	48	—	6.1	20800	—	—	—	—	—	—	—	—	—	—	—
110 -----	236	—	5	43	8	64	—	49	—	—	—	—	—	—	—	—	—	—	—	—	—	—	—	—
111 -----	3	—	—	—	—	1	—	—	—	—	—	—	—	—	—	—	—	—	—	—	—	—	—	—
112 -----	79	—	—	35	6	23	—	20	—	19	—	6.1	17500	—	3	—	—	—	—	—	—	—	—	—
113 -----	113	—	—	31	13	40	1	28	—	28	1	5.3	17400	—	11	—	3.5	85	—	3	3	7	1	1
114 -----	82	—	—	37	24	26	—	23	—	22	—	5.7	16600	—	4	—	—	—	—	—	—	—	—	—
201 -----	34	—	—	15	29	12	—	11	—	10	—	5.4	20500	—	2	—	—	—	—	—	—	—	—	—
202 -----	108	—	—	48	5	23	—	22	—	23	—	6.4	19500	—	—	—	—	—	—	—	—	—	—	—
203 -----	96	—	—	48	5	23	—	20	—	21	—	6.1	18500	—	2	—	—	—	—	—	—	—	—	—
204 -----	82	—	—	37	16	25	—	23	—	22	—	5.1	17700	—	3	—	—	—	—	—	—	—	—	—
205 -----	97	—	—	43	2	25	—	21	—	21	—	5.5	18900	—	4	—	—	—	—	—	—	—	—	—
206 -----	83	—	—	35	1	25	1	13	—	17	1	5.6	16900	—	8	—	3.3	101	—	2	2	1	1	1
207 -----	83	—	—	41	2	21	—	16	—	18	—	5.2	16700	—	3	—	—	—	—	—	—	—	—	—
208 -----	88	—	—	44	2	23	—	22	—	20	—	5.3	17800	—	3	—	—	—	—	—	—	—	—	—
209 -----	100	—	—	42	4	27	—	21	—	21	—	5.6	17900	—	4	—	—	—	—	—	—	—	—	—
210 -----	67	—	—	42	16	19	2	19	—	15	1	5.5	15300	—	3	—	—	—	—	—	—	—	—	—
211 -----	88	—	—	48	5	18	—	16	—	16	—	5.5	17100	—	2	—	—	—	—	—	—	—	—	—
212 -----	100	—	—	51	—	22	—	22	—	22	—	5.7	19800	—	—	—	—	—	—	—	—	—	—	—
301 -----	14	—	—	21	14	7	—	4	—	3	—	—	—	—	—	—	—	—	—	—	—	—	—	—
302 -----	74	—	—	42	4	20	—	17	—	16	—	5.6	16500	—	4	—	—	—	—	—	—	—	—	—
303 -----	71	—	—	38	7	21	—	13	—	14	—	5.6	19700	—	7	—	4.6	106	—	—	—	—	—	—
308 -----	59	—	—	25	34	27	—	17	—	19	—	5.4	14600	—	8	1	3.9	84	—	—	—	—	—	—
309 -----	82	—	—	40	10	24	1	19	—	15	1	6.3	17700	—	9	—	4.7	122	—	2	2	3	4	1
310 -----	37	—	8	27	22	13	—	13	—	10	—	5.4	16100	—	3	—	—	—	—	—	—	—	—	—
311 -----	37	—	—	57	3	8	1	8	—	7	1	7.6	20700	—	1	—	—	—	—	—	—	—	—	—
312 -----	82	—	—	34	18	25	1	21	—	20	—	6.2	20700	—	5	1	4.4	85	—	1	1	—	3	2
313 -----	134	—	—	25	23	59	5	24	28	22	3	7.0	21700	—	36	2	3.8	104	—	2	2	25	4	1
314 -----	61	—	—	28	21	23	3	14	—	12	—	6.1	16600	—	7	1	3.7	78	—	1	1	6	1	1
315 -----	47	—	—	36	11	16	—	16	—	21	—	5.1	11600	—	8	—	4.1	97	—	1	1	3	—	3
316 -----	87	—	—	33	10	29	—	21	—	18	1	5.4	13900	—	6	1	5.7	120	—	1	1	3	1	1
317 -----	74	—	—	34	22	26	2	23	—	13	—	5.6	16100	—	4	—	—	—	—	—	—	—	—	—
318 -----	58	—	—	35	14	18	—	16	—	13	—	5.6	16100	—	4	—	—	—	—	—	—	—	—	—
319 -----	67	—	—	34	16	20	—	12	—	13	—	5.7	12400	—	7	—	3.4	101	—	1	1	3	1	—
320 -----	73	—	—	44	12	23	1	16	—	17	1	5.7	14700	—	5	—	5.0	118	—	3	3	5	1	—
321 -----	35	—	—	37	6	10	—	10	—	8	—	6.0	13400	—	2	—	—	—	—	—	—	—	—	—
401 -----	27	—	—	19	41	13	—	11	—	9	—	5.4	16100	—	2	—	—	—	—	—	—	—	—	—
402 -----	80	—	—	18	18	31	4	15	—	15	1	5.4	15900	—	16	—	3.8	117	—	2	2	6	1	4
403 -----	100	—	—	8	18	45	4	16	—	16	3	5.3	11600	—	29	1	3.8	93	—	1	1	12	—	2
404 -----	42	—	—	41	14	13	1	10	—	5	1	5.8	—	—	8	—	5.4	120	—	1	1	4	1	9
405 -----	77	—	—	30	16	29	—	19	—	19	—	5.7	14700	—	10	—	4.4	106	—	—	—	6	—	—
408 -----	98	—	—	40	13	26	2	22	—	21	1	6.1	14700	—	5	1	4.2	93	—	4	3	4	—	2
409 -----	72	—	—	28	15	30	—	11	—	12	—	5.5	14000	—	17	—	3.8	89	—	—	—	6	2	3
410 -----	120	—	—	23	14	50	13	23	—	18	2	5.9	13000	—	30	10	3.8	73	—	2	1	14	6	4
411 -----	47	—	—	26	21	18	—	10	—	10	—	5.5	14800	—	8	—	4.8	101	—	1	1	2	1	—
413 -----	22	—	—	23	23	9	1	7	—	8	1	5.1	13500	—	1	—	—	—	—	—	—	—	—	—
414 -----	43	—	—	28	35	19	—	9	—	13	—	5.4	10100	—	5	—	3.2	77	—	—	—	6	—	2
415 -----	67	—	—	22	30	28	4	15	—	16	—	5.4	16700	—	12	4	3.8	99	—	—	—	10	2	3
416 -----	43	—	—	37	21	14	—	8	—	9	1	6.1	11900	—	3	—	—	—	—	—	—	2	1	1
417 -----	92	—	—	28	12	33	2	27	—	20	2	6.3	13700	—	13	—	3.3	90	—	1	1	8	—	1
418 -----	80	1	—	29	14	28	2	13	—	22	2	5.6	15700	—	5	—	4.2	117	—	1	1	4	—	2

Characteristics of Housing Units and Population, by Blocks: 1970—Con.

North Mankato

[Data exclude vacant seasonal and vacant migratory housing units. For minimum base for derived figures (percent, average, etc.) and meaning of symbols, see text]

Blocks Within Block Numbering Areas or Census Tracts

307 -----
308 -----
310 -----
311 -----
312 -----
406 -----
407 -----
419 -----

Total population	Percent of total population				Year-round housing units				Occupied housing units														
	Negro	In group quarters	Under 18 years	62 years and over	Total	Lacking some or all plumbing facilities	Units in—		Owner				Renter				1.01 or more persons per room		One-person households	With female head of family	With roomers, boarders, or lodgers		
							One-unit structures	Structures of 10 or more units	Total	Lacking some or all plumbing facilities	Average number of rooms	Average value (dollars)	Percent Negro	Total	Lacking some or all plumbing facilities	Average number of rooms	Average contract rent (dollars)	Percent Negro				Total	With all plumbing facilities
86	-	-	37	15	27	-	27	-	25	-	5.8	17700	-	2	-	1	1	6	-	-
124	-	-	15	3	72	-	1	66	1	-	53	-	3.9	167	-	1	1	8	1	2
76	-	9	28	3	19	1	8	11	8	-	5.6	29700	-	11	1	4.3	167	-	2	2	-	1	3
39	-	-	49	-	9	-	9	-	-	-	6.0	31100	-	-	-	-	-	-	1	1	-	1	-
219	-	-	47	2	54	-	53	-	51	-	7.0	33600	-	1	-	3	3	1	4	1
115	-	-	40	9	32	1	22	-	19	-	5.7	14900	-	13	1	4.0	95	-	3	2	2	4	2
76	-	-	30	16	25	3	18	-	15	-	5.7	14700	-	10	3	4.9	115	-	-	-	1	5	2
144	-	-	16	62	92	5	11	76	11	1	5.5	18000	-	81	4	2.6	49	-	2	2	66	2	1

Characteristics of Housing Units and Population, by Blocks: 1970—Con.

Rochester

[Data exclude vacant seasonal and vacant migratory housing units. For minimum base for derived figures (percent, average, etc.) and meaning of symbols, see text]

Blocks Within Block Numbering Areas or Census Tracts	Percent of total population				Year-round housing units				Occupied housing units															
	Total population	Negro	In group quarters	Under 18 years and over	Total	Lacking some or all plumbing facilities	Units in—		Owner				Renter				1.01 or more persons per room		With roomers, boarders, or lodgers					
							One-unit structures	Structures of 10 or more units	Total	Lacking some or all plumbing facilities	Average number of rooms	Average value (dollars)	Percent Negro	Total	Lacking some or all plumbing facilities	Average number of rooms	Average contract rent (dollars)	Percent Negro		Total	With all plumbing facilities			
																						One-person households	With female head of family	
CITY	53766	—	5	34	12	18067	812	10753	2180	10721	104	5.9	23400	—	6325	554	3.4	128	1	866	856	3630	1105	546
1	917	2	22	7	23	522	217	54	226	73	5	5.0	22000	3	358	156	2.4	82	1	23	20	259	31	46
101	31	—	—	42	13	8	—	—	—	—	—	—	—	—	—	—	—	—	—	—	—	—	—	—
102	2	—	—	—	—	1	—	—	—	—	—	—	—	—	—	—	—	—	—	—	—	—	—	—
103	6	100	—	33	—	3	—	—	—	—	—	—	—	—	—	—	—	—	—	—	—	—	—	—
104#	38	—	—	11	37	47	19	—	43	—	—	—	—	—	32	18	1.8	78	—	1	1	28	1	—
105	145	—	—	6	18	99	25	8	38	9	2	4.6	—	—	79	19	2.4	94	—	2	2	45	5	24
106	84	1	10	10	17	41	3	6	10	11	—	5.5	—	—	25	3	3.2	111	—	5	5	14	5	7
107	23	—	—	4	61	10	5	—	—	2	—	—	—	—	5	1	3.8	160	—	—	—	4	2	3
108	12	—	—	25	17	6	1	—	—	1	—	—	—	—	5	3	2.0	97	—	1	—	—	—	—
109	11	—	—	9	36	11	4	—	—	—	—	—	—	—	—	—	—	—	—	—	—	—	—	—
110	26	—	—	12	39	18	1	—	6	—	—	—	—	—	18	1	2.3	67	—	1	1	13	1	1
112#	18	—	—	—	56	18	7	8	—	6	—	6.0	19000	—	6	2	2.7	87	—	—	—	6	2	—
113#	24	25	—	4	46	19	9	2	—	3	—	—	—	—	10	3	2.7	71	10	—	—	5	2	—
114	80	—	—	4	35	55	39	4	11	11	2	5.2	—	—	41	34	1.8	65	—	1	—	41	3	4
116	32	—	—	6	34	26	21	—	26	—	—	—	—	—	26	21	1.7	62	—	1	1	22	—	—
118	6	—	—	—	67	9	5	1	—	1	—	—	—	—	4	—	—	—	—	1	1	4	—	—
119	14	—	—	7	36	8	—	—	8	—	—	—	—	—	8	—	2.5	92	—	—	—	3	—	—
120#	17	—	—	—	29	15	13	—	11	1	—	—	—	—	14	13	2.8	65	—	—	—	13	—	—
121#	58	—	74	9	7	39	36	1	37	—	—	—	—	—	8	5	2.4	82	—	—	—	6	—	—
122	1	—	—	—	—	1	—	—	—	—	—	—	—	—	—	—	—	—	—	—	—	—	—	—
123	134	—	99	—	—	1	—	—	—	—	—	—	—	—	3	—	—	—	—	—	—	—	—	—
125	15	—	—	13	40	2	—	—	—	—	—	—	—	—	—	—	—	—	—	—	—	—	—	—
206	3	—	—	—	—	1	—	—	—	—	—	—	—	—	—	—	—	—	—	—	—	—	—	—
208	2	—	—	—	—	2	—	—	—	—	—	—	—	—	—	—	—	—	—	—	—	—	—	—
213	4	—	—	—	—	2	—	—	—	—	—	—	—	—	—	—	—	—	—	—	—	—	—	—
214	16	—	—	6	38	11	1	2	—	—	—	—	—	—	10	—	3.4	49	—	—	—	5	1	—
215#	14	—	—	—	7	11	8	—	5	1	—	—	—	—	10	8	1.6	60	—	1	—	8	—	2
216	1	—	—	—	—	1	—	—	—	—	—	—	—	—	—	—	—	—	—	—	—	—	—	—
217	24	8	50	17	4	4	—	—	—	—	—	—	—	—	—	—	—	—	—	—	—	—	—	—
219	31	3	19	3	16	15	5	2	—	5	—	5.2	—	—	10	5	2.8	89	—	—	—	7	—	—
220	26	—	—	4	46	17	3	5	—	8	—	4.3	—	—	7	3	2.9	71	—	1	1	6	1	1
221	4	—	—	—	—	5	3	—	3	1	—	—	—	—	3	—	—	—	—	—	—	—	—	—
222	15	—	—	13	47	11	5	4	—	4	—	—	—	—	6	5	1.3	57	—	—	—	8	—	—
2	4677	—	2	33	16	1641	54	1003	43	987	14	5.6	17400	—	575	37	3.7	114	1	101	101	328	136	52
102	123	—	—	46	7	33	—	23	—	21	—	5.9	19600	—	11	—	4.2	107	—	3	3	4	1	—
103	32	—	—	19	41	14	—	11	—	10	—	5.4	14400	—	3	—	—	—	—	—	—	2	1	—
104	75	—	—	43	13	21	—	19	—	19	—	5.3	15600	—	2	—	—	—	—	2	2	4	4	—
105	84	—	—	18	17	37	3	28	—	31	—	4.9	14400	—	6	3	2.3	80	—	2	2	9	2	—
106	120	—	—	38	13	40	—	33	—	36	—	5.4	14800	—	4	—	—	—	—	2	2	10	2	—
107	93	—	—	31	18	29	—	27	—	28	—	5.8	17300	—	1	—	—	—	—	3	3	3	3	—
108	104	—	—	21	12	34	4	25	—	22	—	6.0	18200	—	11	4	3.4	104	—	2	2	10	3	—
109	79	—	—	8	22	30	—	27	—	23	—	5.7	15900	—	6	—	4.3	123	—	—	—	5	2	—
110	57	—	—	33	21	19	1	14	—	17	—	6.0	17300	—	2	—	—	—	—	—	—	5	1	—
111	44	—	—	32	21	19	—	8	—	8	—	5.4	16300	—	11	—	2.9	85	—	—	—	8	4	—
112	74	—	—	30	18	24	1	20	—	20	1	5.5	16800	—	4	—	—	—	—	2	2	5	1	—
201	94	5	—	44	7	22	—	18	—	18	—	5.8	16900	6	4	—	—	—	—	2	2	—	1	—
202#	45	—	—	47	9	13	—	7	—	7	—	6.4	20900	—	5	—	4.8	207	—	—	—	1	8	—
203	70	—	—	20	31	31	—	26	—	23	—	5.5	13300	—	7	—	—	—	—	1	1	7	3	—
204	86	—	—	31	16	30	—	24	—	23	—	5.7	22900	—	137	1	3.7	134	—	34	34	14	6	3
206	832	—	—	41	6	271	1	123	43	109	—	6.2	21400	—	2	—	—	—	—	1	1	1	1	—
207	58	—	—	47	5	16	—	16	—	13	—	6.2	21400	—	2	—	—	—	—	—	—	2	2	—
208	47	—	—	31	2	12	—	12	—	12	—	5.6	22200	—	—	—	—	—	—	2	2	1	1	—
209	69	—	—	58	6	20	—	20	—	20	—	5.7	22700	—	—	—	—	—	—	1	1	2	1	—
210	70	—	—	44	9	23	—	22	—	21	—	5.6	20900	—	1	—	—	—	—	1	1	6	2	—
211	54	—	—	44	7	13	—	13	—	13	—	5.5	18400	—	—	—	—	—	—	3	3	2	—	—
212	78	—	—	40	8	22	—	20	—	20	—	5.2	20800	—	2	—	—	—	—	2	2	3	—	—
214#	119	—	—	41	13	35	—	34	—	30	—	5.5	16900	—	5	—	5.4	110	—	3	3	5	5	—
215#	97	—	—	34	9	33	1	22	—	22	1	5.6	16300	—	10	—	3.9	135	—	—	—	5	2	—
301	24	—	—	33	13	9	—	6	—	7	—	6.1	27000	—	—	—	—	—	—	—	—	4	—	—
302	31	—	—	29	16	12</																		

Characteristics of Housing Units and Population, by Blocks: 1970—Con.

Rochester

[Data exclude vacant seasonal and vacant migratory housing units. For minimum base for derived figures (percent, average, etc.) and meaning of symbols, see text]

Blocks Within Block Numbering Areas or Census Tracts

Blocks Within Block Numbering Areas or Census Tracts	Percent of total population				Year-round housing units				Occupied housing units																
	Total population	Negro	In group quarters	Under 18 years and over	Total	Lacking some or all plumbing facilities	Units in—		Owner				Renter				1.01 or more persons per room		One-person households	With female head of family	With roomers, boarders, or lodgers				
							One-unit structures	Structures of 10 or more units	Total	Lacking some or all plumbing facilities	Average number of rooms	Average value (dollars)	Percent Negro	Total	Lacking some or all plumbing facilities	Average number of rooms	Average contract rent (dollars)	Percent Negro				Total	With all plumbing facilities		
																								100	100
3	5356	—	4	28	22	2062	181	1181	85	1213	12	5.6	16600	—	766	136	3.4	99	—	82	79	550	170	108	
101	20	—	—	30	20	11	7	2	—	1	—	—	—	8	5	3.1	82	—	1	1	5	2	—		
102	46	—	—	28	24	27	13	4	—	2	—	—	—	18	8	3.3	73	—	2	2	9	2	3		
103	33	—	—	3	36	29	14	1	19	1	—	—	—	22	10	2.5	71	—	—	—	15	—	4		
104	63	—	—	2	29	43	10	1	18	3	—	—	—	37	8	2.9	119	—	—	—	23	3	6		
105	304	—	—	30	13	149	40	20	1	26	2	5.5	12700	118	36	2.8	85	—	6	6	74	12	14		
106	112	—	—	18	16	44	—	32	—	16	—	5.8	13800	28	—	3.8	117	—	—	—	8	2	4		
107	346	—	53	13	60	70	6	28	—	34	2	4.9	18200	32	4	3.5	102	—	2	2	20	4	2		
108	34	—	—	32	15	13	—	13	—	11	—	5.4	15600	1	—	—	—	—	—	—	2	1	1		
109	53	—	—	43	11	15	—	14	—	13	—	6.3	17000	2	—	—	—	—	1	1	2	2	—		
110#	43	—	—	30	28	18	1	9	—	12	—	5.7	13800	6	1	3.7	105	—	1	1	7	1	—		
111	46	—	—	26	22	19	—	9	—	13	—	5.3	16300	6	—	3.3	101	—	1	1	5	2	—		
112	145	—	—	22	18	59	5	26	—	28	—	6.4	17000	30	5	3.6	103	—	1	1	19	12	3		
113	137	—	—	38	24	58	11	17	—	23	—	5.7	17300	26	2	3.1	97	—	8	8	21	6	4		
201	176	—	—	21	26	82	2	52	—	56	—	5.6	18900	22	2	3.9	117	—	—	—	28	4	4		
202	64	—	—	31	14	22	1	10	—	9	—	6.2	17500	13	1	3.8	109	—	1	1	4	3	1		
203	56	—	—	34	18	20	—	7	—	9	—	6.0	14500	11	—	3.9	116	—	—	—	2	3	—		
204#	40	13	—	40	20	14	—	10	—	9	—	5.4	12200	5	—	4.4	88	20	—	—	3	2	—		
205	47	2	—	38	13	15	—	13	—	12	—	5.8	17400	3	—	—	—	—	—	—	2	4	—		
206	77	—	—	34	18	28	—	21	—	21	—	5.4	15900	5	—	4.2	110	—	1	1	6	2	2		
207#	108	—	—	35	20	37	3	26	—	27	1	5.8	15800	9	2	3.3	94	—	—	—	7	2	2		
208	96	—	—	27	18	32	—	28	—	24	—	5.8	16500	7	—	5.3	124	—	—	—	2	3	—		
209	256	—	—	37	15	82	2	49	—	59	—	5.9	16900	22	2	3.6	101	—	4	4	11	8	2		
210	149	—	—	24	36	65	3	47	—	44	—	5.9	17800	21	3	3.5	68	—	2	2	23	8	—		
211	83	—	—	23	24	32	—	26	—	27	—	5.6	17100	3	—	—	—	—	—	—	5	3	1		
212	99	—	—	43	11	30	—	28	—	25	—	6.2	16300	5	—	4.4	120	—	2	2	4	3	—		
213	94	—	—	26	14	33	1	26	—	29	1	5.3	16100	3	—	—	—	—	2	2	4	1	—		
214	74	—	—	18	26	33	1	22	2	20	1	5.0	14700	11	—	3.9	130	—	1	1	5	6	1		
215#	89	—	—	34	20	32	—	22	—	25	—	5.3	15200	6	—	3.2	107	—	3	3	7	2	—		
301#	267	—	—	40	9	81	—	57	—	62	—	5.8	18300	18	—	4.2	134	—	9	9	7	10	—		
302	70	—	—	27	17	23	—	23	—	22	—	5.6	19000	1	—	—	—	—	—	—	2	2	—		
303	67	—	—	22	15	26	—	24	—	24	—	5.3	15900	2	—	—	—	—	—	2	2	7	2	1	
304	114	—	—	36	13	38	—	22	—	24	—	5.8	21800	14	—	4.1	134	—	2	2	5	1	—		
305#	75	—	—	36	13	25	—	14	—	17	—	5.7	17700	8	—	3.5	111	—	2	2	4	3	—		
306	9	—	—	11	44	4	—	—	—	—	—	—	—	—	—	—	—	—	—	—	7	—	—		
307	68	—	—	25	29	27	—	24	—	24	—	5.2	14800	2	—	—	—	—	—	1	1	3	—	—	
308	61	—	—	23	36	27	1	27	—	24	—	5.5	15800	2	—	—	—	—	—	1	1	6	1	—	
309	65	—	—	37	14	19	—	17	—	17	—	5.6	17200	2	—	—	—	—	—	—	2	3	1	—	
310	56	—	—	25	32	26	—	19	—	19	—	4.8	13500	5	—	3.6	—	—	3	3	7	1	1		
311	57	—	—	25	32	23	—	22	—	20	—	5.7	16800	1	—	—	—	—	1	1	2	3	—		
312	73	—	—	26	27	28	—	27	—	26	—	5.7	14800	2	—	—	—	—	1	1	8	1	—		
313	68	—	9	21	24	25	—	22	—	22	—	5.3	15800	3	—	—	—	—	—	1	1	7	1	2	
401#	67	—	—	24	19	29	—	21	—	21	—	5.4	16700	7	—	3.9	128	—	—	—	1	1	7	4	2
402	92	—	—	40	12	29	—	27	—	25	—	5.6	17500	2	—	—	—	—	3	3	6	—	3		
403#	62	—	—	26	28	26	—	20	—	19	—	4.9	13100	6	—	4.0	92	—	—	—	8	3	2		
404#	65	—	—	25	17	24	2	16	—	18	1	5.5	16300	6	1	4.7	107	—	—	—	8	—	1		
405	45	—	—	22	20	23	—	12	—	11	—	4.7	13800	10	—	2.9	89	—	—	—	2	—	1		
406	101	5	—	35	12	36	1	24	—	21	—	4.9	16100	15	1	4.2	112	—	3	3	7	8	—		
407#	87	—	—	28	18	30	—	25	—	25	—	5.1	16400	5	—	3.8	153	—	2	2	1	—	3		
408	97	—	—	43	11	29	—	25	—	24	—	5.5	17200	5	—	4.0	109	—	3	3	5	3	2		
409	78	—	—	26	19	29	—	24	—	23	—	5.3	17500	6	—	4.0	—	—	1	1	9	1	3		
410	82	—	—	20	13	36	10	21	—	23	—	5.3	17300	12	9	2.2	75	—	—	—	9	—	—		
411	166	—	—	36	17	58	2	46	—	44	2	5.1	15600	14	—	3.4	89	—	—	—	10	4	—		
412	295	—	10	24	25	112	8	35	—	51	2	5.8	18100	56	6	3.8	90	—	8	6	35	7	12		
413#	63	—	—	3	30	39	14	17	—	15	—	6.9	18300	20	10	3.1	67	—	—	—	14	—	6		
414	116	—	—	14	26	78	23	3	45	9	—	5.2	—	62	19	2.7	101	—	—	—	47	4	9		
4	5422	—	12	27	15	1889	22	981	535	978	3	7.2	35300	803	16	3.4	149	—	45	45	498	114	35		
101	38	8	—	—	32	31	—	1	24	1	—	—	—	28	—	2.5	107	4	1	1	22	3	2		
102	155	—	—	4	36	116	—	3	100	2	—	—	—	91	—	3.9	255	—	2	2	40	5	—		
103	210	—	7	8	12	116	—	11	76	12	—	7.7	29600	95	—	2.6	146	—	2	2	44	4	—		

Characteristics of Housing Units and Population, by Blocks: 1970—Con.

Rochester

[Data exclude vacant seasonal and vacant migratory housing units. For minimum base for derived figures (percent, average, etc.) and meaning of symbols, see text]

Blocks Within Block Numbering Areas or Census Tracts	Percent of total population				Year-round housing units				Occupied housing units												
	Total population	Negro	In group quarters	Under 18 years and over	Total	Lacking some or all plumbing facilities	Units in—		Owner			Renter				1.01 or more persons per room		With roomers, boarders, or lodgers			
							One-unit structures	Structures of 10 or more units	Total	Lacking some or all plumbing facilities	Average number of rooms	Average value (dollars)	Percent Negro	Total	Lacking some or all plumbing facilities	Average number of rooms	Average contract rent (dollars)		Percent Negro	Total	With all plumbing facilities
120	184	1	60	10	64	27	18	11	6.5	21400	15	5.2	143	2	2	6	3	6			
201	92			24	22	36	13	15	5.5	14300	18	3.6	102	3	3	8	5	3			
202#	43			5	26	23	5	7	5.0		15	3.3	80			7		2			
204	7			43		2															
205	26			19	19	13	7	3			9	4.3	86	1	1	4	2	1			
206	1					1															
207	9			67		12	11	11			9	2.3	61			9					
208	47			15	21	26	4	8	5.9		17	3.6	78			12	4	1			
209	5			20		3															
212	30			30	17	16	2	9	5.6	15400	5	4.2	102			3	3				
213	36			25	22	14		10	5.9	13100	4					6	3				
214	54			24	19	19	3	13	6.4	13800	6	4.7	122			4	2				
215	24			42	29	9		5	4.3		2			1	1	2	1	1			
216	39			21	5	15		11	5.2	16500	5	2.8	135	1	1	3					
217	43			40	19	14	1	12	5.3	14000	1					3	1				
218	75			23	29	38	3	12	4.9	15000	20	3.4	85	3	3	13	4	1			
219	71			32	17	28	1	15	5.4	13200	9	3.8	126	3	3	6	3	2			
221	69			19	52	29	1	23	4.7	12900	3			1	1	7	1				
222	38			26	21	14		8	5.0	13300	3					1					
223	19			53		4															
301	39			15	33	19		13	5.4	15500	7	4.4	106			7	2				
302	75		15	28	28	24		19	5.4	12800	4			3	3	8	4	2			
303	88			32	13	25		23	5.3	14000	4			2	2	1					
304	352			28	15	140	1	87	5.1	13800	53	3.4	134	6	6	34	14	1			
305	65			29	17	23	1	14	4.3	12200	11	4.0	126	1	1	4	4	2			
306	110			44	6	26		22	6.0	18200	6	4.0	123	4	4	2	3	1			
307	44			39	18	13		12	5.8	18800	1										
308	44			25	14	13		13	5.3	17900				1	1	1	1				
309	93	2		44	5	28		18	5.3	19600	6	3.7	112	1	1	6	1				
310	74			46	15	22		20	5.9	20900	1			1	1	5					
311	51			39	2	14		14	5.6	19800				1	1		1	1			
312	40			40	8	14		9	5.5	15100	2					4	1				
313	49	2		37	20	14		14	5.2	16900	1			1	1	2	3	1			
314	67			21	15	22		20	5.5	20200	3			1	1	1	1	1			
315	90			42	9	24		22	5.7	19500	2			1	1	1	2	1			
316	65			34	20	23		21	5.4	17500	3					4	2	1			
317	70			41	4	20		16	5.5	19400	2					4	2	1			
318	27			22	30	11		11	5.8	18900	2			1	1	2	1	1			
319	10			10		4															
401	229			29	1	107		13	5.7	22700	71	2.9	150	12	12	16	7	9			
402	13		39	15		6		6			6	1.7	25			4					
404	111			46	4	26		22	6.3	22900	1			5	5	1					
405	80	8		38	6	24		20	5.7	25700	2			2	2	3	2	1			
407	70			40	4	20		18	5.6	21500	1			3	3	1					
408	27			41		9		9	6.4	22500						2					
409	43			35	9	14		7	6.1	21500	3			1	1	3		1			
410	34			29	6	11		11	5.2	19900						1	1				
411	40			38	18	11		7	6.1	19800	4					1	2				
412	11			27	9	4															
412	23			26	9	9		7	5.6	21600						1	1	1			
413	17		100		18																
414	31			39	7	8		8	6.4	23600	1						1				
415	53			36	2	14		12	5.3	23900	1			1	1		1				
416	76			45	8	21		19	5.7	22100	1			3	3	2	1				
417	98			40	9	30	1	26	5.8	23200	4			1	1	2	4				
418	91			36	10	26		26	5.9	27500				1	1	2	4				
419	103			32	7	37		19	6.3	26800	17	3.8	148	1	1	8	2	1			
422	47			62	2	9		7	7.7	42500				1	1	1					
423	117			49	3	29		29	5.7	25800	2			5	5	1	1	2			
424	55			36	2	13		13	6.2	27900				1	1						
425	100			32	13	31		16	7.0	34400	10	3.6	143			4	1	1			
426	58			47	3	13		11	6.8	26500	1			1	1		1				
427	44			32	5	14		9	6.8	28800	2					1	1				
428	75			33	7	22	1	18	5.4	16800	3			2	2	3	1				
429	503		30	27	26	107		76	6.5	29700	32	4.0	119	4	4	13	11	5			
101	3896			37	11	1203	7	1053	5.6	19400	178	4.4	130	76	76	143	71	17			
102#	433	1		41	6	117	1	95	5.8	21500	22	4.6	151	8	8	6	10				
103	243			38	7	71		60	6.2	29200	10	3.9	109	1	1	3	3	1			
104	86			41	12	26		22	6.3	19300	2			2	2	2	1				
105	85			40	13	24		23	5.8	18000	2			4	4	5	2	1			
106	93			44	3	27		22	5.2	14900	7	4.6	136	5	5	4	4				
107	97			40	19	28		20	4.9	16000	1			2	2	3	1				
108	94			39	4	27	1	28	5.6	18700							4				
109	92			41	9	25		25	5.4	17400				2	2	1	2				
110	83			42	10	25		21	5.7	18000	1			2	2	2					
111	42			29	7	14		14	5.3	22300							4				
112	12			33		4															
113	30	17		37	13	9		9	6.6	28900											
113	112			37	9	9		9	5.3	20700	2			2	2	5	1				
114	107			46	6	31		29	5.3	18800				3	3	4					
115	124			37	4	32		32	5.4	19200	8	5.0	179	3	3	2	1				
116	122			42	2	34		25	5.4	19400	3			5	5	5					
201	89	2		43	7	34		31	5.2	15300	8	4.4	125	2	2	2	1	1			
202	43			39	10	27	1	25	4.6	14400	1			1	1	1	1	1			
203#	117			30	12	14		13	5.4	15000	5	3.6	117	2	2	6	1	1			
204	113			26	27	40		40	5.2	14900	6	4.8	138			4	1	2			
205	56			54	4	13		10	5.4	15600	3			3	3	2	2				
206	66			26	20	28		28	4.6	12400	1			2	2	6	1				

Characteristics of Housing Units and Population, by Blocks: 1970—Con.

Rochester

[Data exclude vacant seasonal and vacant migratory housing units. For minimum base for derived figures (percent, average, etc.) and meaning of symbols, see text]

Blocks Within Block Numbering Areas or Census Tracts

Blocks Within Block Numbering Areas or Census Tracts	Total Population	Percent of total population				Year-round housing units				Occupied housing units														
		Negro	In group quarters	Under 18 years	62 years and over	Total	Lacking some or all plumbing facilities	Units in—		Owner				Renter				1.01 or more persons per room		One-person households	With female head of family	With roomers, boarders, or lodgers		
								One-unit structures	Structures of 10 or more units	Total	Lacking some or all plumbing facilities	Average number of rooms	Average value (dollars)	Percent Negro	Total	Lacking some or all plumbing facilities	Average number of rooms	Average contract rent (dollars)	Percent Negro				Total	With all plumbing facilities
107	196	-	-	58	-	40	-	40	-	37	-	6.0	21800	-	2	5	5	-	4	-
108	180	1	-	51	1	40	-	40	-	39	-	5.2	19100	-	1	7	7	-	1	-
109	130	-	-	55	2	26	-	26	-	26	-	5.5	19300	-	-	5	5	-	-	1
110	254	-	-	50	1	63	-	63	-	60	-	5.8	22700	-	2	6	6	-	1	3
111	177	-	-	51	1	41	-	41	-	38	-	6.1	22200	-	2	3	3	-	1	-
112#	778	1	-	51	1	178	2	178	2	172	2	6.0	23100	1	5	...	5.6	177	...	19	19	-	3	2
113	179	-	-	56	-	41	-	41	-	37	-	5.7	23800	-	2	6	6	-	-	4
201	13	-	-	39	-	4	-
202	32	-	-	47	6	7	1	7	...	7	1	4.4	13300	-	2	2	2	-	2	-
203	42	-	-	41	7	12	-	10	-	11	-	5.1	16400	-	1	1	1	-	2	-
204	22	-	-	14	23	11	2	9	-	5	-	4.6	13300	-	4	1	-	-	1	2
205	38	-	-	45	8	12	-	10	-	8	-	5.1	15600	-	3	1	1	-	1	2
206	30	-	-	40	10	10	1	10	-	9	1	4.7	12900	-	1	1	1	-	1	1
207	30	-	-	44	9	13	-	11	-	10	-	4.7	12400	-	3	1	1	-	3	1
208#	43	-	-	42	3	18	-	10	-	12	-	5.7	17400	-	5	...	2.8	95	...	1	1	-	2	1
209	60	-	-	19	19	8	-	4	-	4	-	2	-	-	-	1	1
210	16	-	-	23	23	12	-	12	-	9	-	5.6	15400	-	3	1	1	-	1	1
211	30	-	-	41	6	6	1	6	-	2	-	3	1	1	-	-	1
212	17	-	-	41	6	6	1	6	-	2	-	3	1	1	-	-	1
212	14	-	-	43	14	5	1	5	-	4	-	1	1	1	-	3	-
14	3936	1	3	44	4	1127	7	686	211	678	4	5.6	22900	-	372	2	3.6	163	2	81	81	-	85	47
101	6	-	-	17	33	3	-
104	192	1	-	48	1	49	-	48	-	47	-	5.5	23500	2	2	2	2	-	1	...
105	51	-	-	47	-	13	-	13	-	13	-	5.6	24200	-	-	2	2	-	-	-
106	105	-	-	52	-	24	-	24	-	24	-	5.4	21100	-	-	2	2	-	-	-
107	29	-	-	55	-	6	-	6	-	5	-	5.0	22500	-	1	4	4	-	3	2
108	156	-	-	53	-	38	2	35	-	35	-	5.5	20700	-	3	4	4	-	3	1
109	560	2	11	22	11	258	-	2	180	3	7	210	3	3.2	167	3	15	15	-	64	13
110	72	7	-	47	4	18	-	16	-	15	-	5.9	22800	-	3	-	-	-	1	1
111	74	-	-	49	-	18	-	18	-	18	-	6.1	22700	-	-	-	-	-	-	-
112	73	-	-	53	-	18	-	18	-	15	-	6.1	26500	-	1	1	1	-	-	-
113	67	-	-	54	2	15	-	15	-	15	-	6.5	30300	-	-	2	2	-	-	-
114	78	-	-	53	3	18	-	18	-	18	-	5.7	26700	-	-	4	4	-	-	-
115	127	-	-	58	-	27	-	27	-	27	-	5.9	25300	-	-	1	1	-	6	3
116	114	2	-	38	-	42	-	12	-	15	-	5.5	27500	-	24	...	3.3	157	4	3	3	-	3	4
118	260	-	-	27	23	78	-	-	30	1	64	...	4.2	164	...	3	3	-	3	4	
119	2	-
120	55	-	-	51	-	13	-	13	-	13	-	5.9	27700	-	-	-	-	-	-	-
121	30	-	-	47	-	8	-	8	-	8	-	6.0	30000	-	-	-	-	-	-	-
122	66	5	-	49	6	19	1	19	-	17	-	6.1	28600	6	-	-	-	-	-	-
201	107	-	-	47	2	28	-	25	-	26	-	5.5	22800	-	2	4	4	-	1	1
202	115	-	-	47	1	29	-	27	-	27	-	5.6	20900	-	2	2	2	-	2	3
203	105	-	-	51	4	28	-	24	-	25	-	5.3	20900	-	2	3	3	-	1	3
204	106	-	-	48	-	25	2	22	-	22	2	5.7	23900	-	3	1	1	-	-	-
205	68	-	-	53	-	17	-	17	-	15	-	5.5	25100	-	-	2	2	-	-	-
206	120	-	-	53	1	28	1	24	-	25	1	6.0	21400	-	3	1	1	-	1	1
207	125	-	-	53	1	29	-	29	-	28	-	5.5	20600	-	3	3	3	-	3	-
208	109	-	-	50	-	30	-	26	-	25	-	5.3	20400	-	3	2	2	-	2	-
209	126	-	-	49	1	29	-	27	-	26	-	5.8	21200	-	3	2	2	-	-	-
211	30	-	-	47	-	8	-	8	-	8	-	5.8	27300	-	-	-	-	-	-	-
212	56	-	-	45	-	18	-	18	-	15	-	5.3	26000	-	-	1	1	-	-	-
213	127	-	-	56	1	29	-	27	-	27	-	5.1	19000	-	2	6	6	-	1	1
214	129	-	-	53	2	31	1	25	-	26	1	5.3	20000	-	4	6	6	-	6	6
215	119	-	-	38	3	37	-	17	-	17	-	5.2	20300	-	19	...	3.9	147	...	2	2	-	2	3
216	123	-	-	46	-	32	-	24	-	25	-	5.2	20200	-	6	...	4.5	162	...	4	4	-	4	2
218	254	1	-	49	2	63	-	50	1	50	-	5.5	21000	-	12	...	4.2	169	...	7	7	-	2	1
15	6465	-	-	49	2	1703	19	1405	187	1349	3	6.4	27500	-	274	-	3.9	166	-	90	89	-	92	50
101	74	-	-	47	-	21	-	21	-	20	-	5.8	23700	-	1	1	1	-	1	-
102	54	-	-	54	-	13	-	12	-	12	-	6.4	25600	-	-	-	-	-	-	-
103	49	-	-	45	-	14	-	14	-	14	-	5.9	26800	-	-	-	-	-	-	-
104	4	-
105	55	-	-	53	-	12	-	10	-	10	-	6.0	24000	-	2	1	1	-	1	-
106	78	-	-	53	5	23	-	19	-	20	-	5.9	24500	-	3	1	1	-	2	-
107	79	-	-	47	4	20	-	18	-	19	-	6.6	27700	-	1	3	3	-	2	1
108	159	-	-	53	1	35	-	35	-	35	-	5.8	24500	-	4	4	4	-	4	1
109	131	-	-	50	-	34	-	30	-	30	-	6.0	26000	-	-	-	-	-	-	-
110	137	2	-	31	4	49	-	7	-	9	-	4.9	20000	-	39	-	4.0	151	3	1	1	-	4	-
111	265	-	-	36	5	89	1	56	-	55	1	5.9	22900	-	32	-	3.5	148	-	5	5	-	21	3
112	83	-	-	48	1	19	-	19	-	19	-	7.2	28600	-	-	2	2	-	1	3
114	111	-	-	44	5	31	-	31	-	30	-	5.5	22900	-	-	5	5	-	-	-
201	201	-	-	52	2	46	-	46	-	43	-	6.1	23500	-	2	2	2	-	1	2
202	192	-	-	45	3	47	-	47	-	45	-	6.1	24900	-	2	3	3	-	2	2
203	176	-	-	52	2	42	1	42	-	40	1	5.9	24800	-	2	2	2	-	2	1
204	57	-	-	49	-	13	-	13	-	12	-	5.6	19200	-	1	2	2	-	2	2
205	105	-	-	48	2	27	-	27	-	27	-	5.6	19800	-	-	4	4	-	2	2
206	145	-	-																					

Characteristics of Housing Units and Population, by Blocks: 1970—Con.

Rochester

[Data exclude vacant seasonal and vacant migratory housing units. For minimum base for derived figures (percent, average, etc.) and meaning of symbols, see text]

Blocks Within Block Numbering Areas or Census Tracts

Total population	Percent of total population				Year-round housing units				Occupied housing units															
	Negro	In group quarters	Under 18 years	62 years and over	Total	Lacking some or all plumbing facilities	Units in—		Owner			Renter			1.01 or more persons per room		With all plumbing facilities	One-person households	With female head of family	With roomers, boarders, or lodgers				
							One-unit structures	Structures of 10 or more units	Total	Lacking some or all plumbing facilities	Average number of rooms	Average value (dollars)	Percent Negro	Total	Lacking some or all plumbing facilities	Average number of rooms					Average contract rent (dollars)	Percent Negro	Total	With all plumbing facilities
307#	88	-	-	39	7	39	8	31	-	19	-	6.9	32900	-	8	-	3.8	165	-	-	-	1	1	-
308	-	-	-	-	-	1	-	-	-	-	-	-	-	-	-	-	-	-	-	-	-	-	-	-
309	105	-	-	42	1	48	3	18	30	9	1	7.0	41700	-	25	-	3.8	171	-	2	2	6	3	-
310	108	-	-	18	7	66	-	1	65	-	-	-	-	-	53	-	3.7	176	-	-	-	16	7	-
311	663	-	-	47	1	208	1	113	92	109	-	7.5	38200	-	80	-	3.7	172	-	6	6	25	9	-
312	93	-	-	47	2	22	-	22	-	20	-	7.3	30600	-	2	-	-	-	-	1	1	-	-	-
313	210	-	-	50	2	50	-	49	-	50	-	6.3	26900	-	-	-	-	-	-	1	1	-	-	-
314	170	1	-	51	2	40	-	40	-	40	-	5.8	24600	3	-	-	-	-	7	7	1	-	-	
315	59	-	-	51	-	14	-	14	-	14	-	5.7	21700	-	-	-	-	-	2	2	-	-	1	-
316	111	-	-	50	2	26	-	26	-	25	-	5.9	22500	-	-	-	-	-	1	1	-	-	1	-
317	71	-	-	47	1	17	-	17	-	17	-	5.5	25000	-	-	-	-	-	-	-	-	-	-	-
318	127	-	-	55	2	28	-	28	-	26	-	5.4	23100	-	1	-	-	-	5	5	-	-	-	-
319	138	-	-	45	3	35	-	35	-	35	-	5.9	23500	-	-	-	-	-	3	3	1	-	-	-
320	139	-	-	50	2	32	-	30	-	30	-	5.9	24500	-	2	-	-	-	2	2	-	-	-	-
321	236	-	-	52	1	53	-	53	-	52	-	7.4	37100	-	1	-	-	-	2	2	-	-	1	-
322	13	-	-	39	8	5	-	3	-	3	-	-	-	-	1	-	-	-	-	-	-	-	-	-
323	4	-	-	-	-	2	-	-	-	-	-	-	-	-	-	-	-	-	-	-	-	-	-	-
324	11	-	100	73	-	-	-	-	-	-	-	-	-	-	-	-	-	-	-	-	-	-	-	-
16	4286	-	-	40	7	1378	20	913	167	998	10	6.3	31200	-	305	1	3.5	127	1	44	44	200	54	4
101	652	-	-	41	3	199	1	145	-	181	1	6.4	33700	-	7	-	5.0	178	-	4	4	13	5	-
102	221	1	-	34	5	110	6	40	29	30	1	5.6	29300	-	48	-	4.1	174	2	1	1	9	4	1
103	25	-	-	48	-	7	-	8	-	6	-	5.8	28100	-	1	-	-	-	-	-	-	1	-	-
106	60	-	-	22	8	28	-	8	-	10	-	5.1	25800	-	18	-	3.3	151	-	1	1	10	1	-
107	314	-	-	43	5	80	1	73	-	72	1	7.7	39100	-	7	-	4.9	110	-	2	2	5	-	-
108	220	-	-	57	1	48	1	47	-	46	1	8.1	41400	-	1	-	-	-	2	2	2	2	-	-
109	126	3	-	50	-	33	-	32	-	30	-	6.9	32200	3	2	-	-	-	-	-	2	1	-	-
110	70	-	-	56	1	15	-	15	-	15	-	6.5	28500	-	-	-	-	-	1	1	-	-	-	-
111	69	-	-	55	-	15	-	15	-	15	-	6.5	29300	-	-	-	-	-	1	1	-	-	-	-
112	145	-	-	56	2	32	2	32	-	30	-	8.4	48400	-	-	-	-	-	-	-	1	-	-	1
113	100	-	-	59	-	23	1	23	-	20	-	7.8	40800	-	-	-	-	-	1	1	-	-	-	-
114	14	-	-	71	-	4	-	-	-	-	-	-	-	-	-	-	-	-	-	-	-	-	-	-
115	88	-	-	48	5	22	-	22	-	22	-	7.5	40100	-	-	-	-	-	-	-	2	-	-	-
116	30	-	-	40	3	7	-	7	-	7	-	6.4	22100	-	-	-	-	-	-	-	-	2	-	-
117	37	-	-	35	14	11	-	11	-	10	-	5.0	25900	-	1	-	-	-	1	1	2	2	-	-
118	85	-	-	47	6	21	1	21	-	21	1	6.5	26500	-	2	-	-	-	2	2	2	1	-	-
119	247	-	-	47	3	59	-	52	-	55	-	7.7	42700	-	3	-	-	-	3	3	1	-	-	-
120	74	-	-	45	5	20	-	20	-	18	-	8.2	41400	-	1	-	-	-	-	-	1	-	-	-
201	85	-	-	35	7	23	-	23	-	23	-	6.1	26600	-	-	-	-	-	1	1	-	-	1	1
202	74	-	-	32	14	24	-	24	-	23	-	5.7	24400	-	1	-	-	-	1	1	2	1	-	-
203	82	-	-	34	12	24	-	24	-	23	-	5.9	25700	-	1	-	-	-	1	1	3	2	-	-
204	124	-	-	46	7	32	-	28	-	30	-	5.9	21800	-	2	-	-	-	4	4	3	5	4	-
205	83	-	-	34	19	27	-	23	2	23	-	5.5	20700	-	4	-	-	-	1	1	5	4	-	-
206	75	-	-	33	9	27	-	21	-	23	-	5.0	20500	-	3	-	-	-	2	2	2	3	-	-
207	59	-	-	41	7	16	-	14	-	14	-	6.1	25700	-	1	-	-	-	-	-	1	1	-	-
208	164	-	-	37	6	46	1	40	-	39	1	5.9	25000	-	6	-	4.3	178	-	-	-	1	1	-
209	118	-	-	42	6	33	-	30	-	30	-	5.8	22300	-	3	-	-	-	2	2	1	6	2	-
210	124	-	-	36	10	52	-	26	12	28	-	5.8	23100	-	12	-	3.4	152	-	1	1	6	1	-
212#	158	-	-	20	19	78	3	2	-	69	3	3.7	-	-	9	-	2.8	68	-	5	5	29	5	-
213	95	-	-	33	3	34	-	9	-	5	-	5.0	-	-	28	-	3.8	124	-	2	2	4	3	-
214	132	2	-	11	29	81	2	9	62	13	1	5.2	19900	-	64	1	2.8	104	2	-	-	40	3	-
215	168	-	-	21	22	91	-	17	62	14	-	5.5	22000	-	77	-	3.1	102	-	2	2	51	3	-
216	44	-	-	25	32	14	-	12	-	12	-	4.9	19100	-	2	-	-	-	2	2	3	3	-	-
217	37	-	-	16	24	17	-	15	-	16	-	4.4	17800	-	1	-	-	-	-	-	3	2	-	-
218	31	-	-	42	7	8	-	8	-	8	-	5.1	18600	-	-	-	-	-	1	1	2	-	-	-
219	29	-	-	38	10	9	-	7	-	7	-	5.6	22100	-	2	-	-	-	-	-	-	-	-	1
220	27	-	-	33	7	8	-	8	-	8	-	5.9	22200	-	-	-	-	-	-	-	1	-	-	-
17	992	1	1	37	12	458	1	141	249	105	1	6.0	24300	1	250	-	3.2	206	2	12	12	100	12	3
101	67	3	-	51	2	16	-	16	-	16	-	6.0	25800	6	-	-	-	-	-	-	-	-	-	1
102	69	-	-	49	1	16	-	16	-	16	-	6.4	27400	-	-	-	-	-	-	-	-	-	-	-
103	58	-	-	50	-	14	-	14	-	12	-	5.7	22300	-	2	-	-	-	-	-	2	2	-	-
104	37	-	-	41	3	13	-	5	-	5	-	5.2	23300	-	6	-	3.8	175	-	1	1	-	1	-
105#	84	-	-	24	1	36	-	8	-	9	-	5.4	23000	-	25	-	3.9	171	-	-	-	4	3	-
106	108	-	-	55	-	24	-	24	-	23	-	5.8	22200	-	1	-	-	-	3	3	-	-	1	-
107	569	2	2	31	20	339	1	58	249	24	1	6.4	24700	-	216	-	3.0	211	2	5	5	95	7	2

Characteristics of Housing Units and Population, by Blocks: 1970—Con.

St. Cloud

[Data exclude vacant seasonal and vacant migratory housing units. For minimum base for derived figures (percent, average, etc.) and meaning of symbols, see text]

Blocks Within Block Numbering Areas or Census Tracts	Percent of total population				Year-round housing units				Occupied housing units															
	Total population	Negro	In group quarters	Under 18 years and over	Total	Lacking some or all plumbing facilities	Units in—		Owner				Renter				1.01 or more persons per room		One-person households	With female head of family	With roomers, boarders, or lodgers			
							One-unit structures	Structures of 10 or more units	Total	Lacking some or all plumbing facilities	Average number of rooms	Average value (dollars)	Percent Negro	Total	Lacking some or all plumbing facilities	Average number of rooms	Average contract rent (dollars)	Percent Negro				Total	With all plumbing facilities	
																								100
CITY	39691	-	16	31	12	10275	289	7072	540	6809	120	5.7	17600	-	3164	153	3.8	108	-	1036	1016	1643	728	611
9501.02	4180	-	-	37	11	1305	36	792	-	918	20	5.3	16500	-	355	14	4.0	110	-	116	114	173	76	51
103	2	1
104	4	2
105	1	1
107	5	20	-	2
108	5	60	-	1
111	16	31	25	5	2	5	-	5	2	4.8	12500	-	-	-	-	-	-	1	1	1	-	-
116	2	1
117	9	11	33	5	-	5	-	3	-	-	-	-	2	3	-	-
118	31	26	26	10	2	8	-	9	1	5.0	10000	-	1	1	1	-
119	25	36	8	8	-	8	-	6	-	4.5	9600	-	2	1	1	-
120	7	29	14	2
122	21	24	10	8	1	8	-	8	1	5.4	18400	-	-	2	1	1
123	24	42	25	9	-	9	-	7	-	5.4	12300	-	1	1	2	-
124	22	50	14	5	-	5	-	5	-	5.2	...	-	1	1	1	-
125	1	1
126	13	31	8	3
129	17	6	24	6	-	6	-	6	-	6.2	11800	-	-	2	-	2
130	28	32	14	9	-	9	-	9	-	5.1	9600	-	-	1	-	-
131	63	43	10	20	2	20	-	10	-	5.4	10500	-	9	1	3.4	66	-	2	2	4	4	-
132	364	24	11	144	2	10	-	132	2	4.1	18700	-	11	-	4.1	108	-	3	3	20	5	4
134	31	19	16	14	2	11	-	7	1	4.7	15200	-	6	1	4.0	110	-	-	-	2	2	2
135	12	42	17	4
136	94	36	3	23	-	14	-	15	-	5.5	15100	-	6	...	4.0	175	-	7	7	-	3	4
137	12	25	17	5	1	5	-	3	2	1	1	-
138	6	67	-	1
139	1	1
201	3	1
202	132	17	3	59	-	-	-	-	-	-	-	56	...	2.9	152	-	6	6	8	2	12	1
203	54	46	-	15	-	12	-	10	-	5.6	23600	-	4	3	3	-
204	54	50	2	12	-	12	-	10	-	7.0	25900	-	1	2	2	-
205	82	51	1	19	-	17	-	18	-	6.1	24000	-	1	2	2	-
206	126	55	1	29	-	29	-	25	-	7.3	33800	-	2	2	2	-
207	57	47	4	14	-	14	-	14	-	7.2	32800	-	1	1	1	-
208	42	29	36	7	-	7	-	6	-	7.3	37900	-	1	1	1	-
209	240	58	-	52	-	5	-	2	49	...	5.1	138	-	12	12	11	5	4	-
210#	262	28	4	95	-	3	-	90	-	4.3	...	-	5	...	4.2	130	-	4	4	11	2	4
211	6	33	17	3
212	10	10	-	4
213#	97	43	7	23	-	21	-	17	-	6.1	15900	-	6	...	5.2	127	-	3	3	1	-	-
214	34	24	27	13	-	11	-	11	-	6.1	17800	-	1	1	1	1
215	51	47	12	13	-	13	-	13	-	5.5	16300	-	1	1	1	1
216	68	40	24	20	-	18	-	16	-	5.8	16900	-	3	3	3	1
217	28	25	29	12	-	12	-	10	-	5.5	16000	-	1	4	4	-
218	50	48	8	11	-	7	-	8	-	5.9	10500	-	3	2	2	2
219	74	24	16	30	1	16	-	11	-	6.3	15500	-	18	1	3.7	93	-	2	2	7	2	2
221	17	29	18	6	-	4	-	5	-	5.8	...	-	1	1	1	-
222	46	44	15	14	-	8	-	7	-	5.7	13300	-	6	...	4.0	90	-	1	1	1	1	-
223	6	17	17	2	3	-	-
224	25	32	16	9	1	9	-	8	1	4.6	9700	-	1	1	1	-
225	73	52	16	18	1	16	-	15	1	5.0	11900	-	3	7	7	3
226	6	33	2	3	3	-
227	52	40	21	15	-	12	-	10	-	6.5	14200	-	2	...	4.4	2	2	-
228	31	45	10	9	2	5	-	7	1	6.3	23800	-	10	1	4.0	104	-	1	1	4	2	1
229	48	27	21	20	1	12	-	9	-	5.6	19300	-	10	1	1	1
230	13	31	15	5	-	4	-	2	1	1	-
231	23	30	13	10	-	2	-	2	1	1	-
232	7	14	14	3	1	1	1
238	18	17	9	2	-	2	-	-	-	-	-	9	...	4.7	71	-	1	1	2	-	1	
239	68	32	18	16	1	13	-	10	1	5.8	10400	-	6	...	4.3	80	-	2	1	2	-	1
240	28	21	18	8	-	4	-	6	-	5.2	...	-	2	2	-	-
301	45	40	18	14	-	9	-	10	-	6.2	18300	-	4	1	3	-
303	111	40	12	29	-	21	-	18	-	5.6	14900	-	11	...	4.2	97	-	4	4	3	2	1
304	66	32	20	20	-	14	-	15	-	5.4	12600	-	5	...	3.8	81	-	2	2	3	1	-
306	2	...																						

Characteristics of Housing Units and Population, by Blocks: 1970—Con.

St. Cloud

[Data exclude vacant seasonal and vacant migratory housing units. For minimum base for derived figures (percent, average, etc.) and meaning of symbols, see text]

Blocks Within Block Numbering Areas or Census Tracts

Blocks Within Block Numbering Areas or Census Tracts	Percent of total population				Year-round housing units				Occupied housing units																
	Total population	Negro	In group quarters	Under 18 years	62 years and over	Total	Lacking some or all plumbing facilities	Units in—		Owner				Renter				1.01 or more persons per room		With all plumbing facilities	One-person households	With female head of family	With roomers, boarders, or lodgers		
								One-unit structures	Structures of 10 or more units	Total	Lacking some or all plumbing facilities	Average number of rooms	Average value (dollars)	Percent Negro	Total	Lacking some or all plumbing facilities	Average number of rooms	Average contract rent (dollars)	Percent Negro					Total	With all plumbing facilities
333	42	-	-	33	14	9	-	9	-	8	-	5.3	17100	-	1	-	-	-	2	2	-	-	-	-	
335	34	-	-	29	21	12	3	7	-	9	1	4.8	17900	-	3	-	-	-	1	1	1	1	1	1	
336	43	-	-	33	14	14	-	11	-	8	-	5.4	18600	-	5	-	3.6	79	1	1	1	1	-	-	
337	50	-	-	46	6	14	-	14	-	12	-	5.4	14200	-	2	-	-	-	2	2	2	2	-	-	
338	2	-	-	-	-	1	-	-	-	-	-	-	-	-	-	-	-	-	-	-	-	-	-	-	
339	36	-	-	45	8	9	-	9	-	7	-	4.7	10900	-	2	-	-	-	1	1	-	-	1	-	
340	4	-	-	-	-	3	-	-	-	-	-	-	-	-	-	-	-	-	-	-	-	-	-	-	
9501.02 ¹	3918	3	27	26	11	959	8	629	132	519	5	5.8	20000	-	354	-	3.7	128	1	71	69	98	30	15	
101	2	-	-	-	-	1	-	-	-	-	-	-	-	-	-	-	-	-	-	-	-	-	-	-	
102	17	-	-	29	12	6	-	6	-	6	-	5.2	12100	-	-	-	-	-	-	-	-	2	-	-	
103	2	-	-	-	-	1	-	-	-	-	-	-	-	-	-	-	-	-	-	-	-	-	-	-	
104	5	-	-	-	20	2	-	-	-	-	-	-	-	-	-	-	-	-	-	-	-	-	-	-	
105	1	-	-	-	-	1	-	-	-	-	-	-	-	-	-	-	-	-	-	-	-	-	-	-	
106	17	-	-	18	24	8	1	6	-	5	-	5.2	-	-	2	-	-	-	-	-	-	2	-	-	
107	41	-	-	49	-	9	-	9	-	7	-	6.6	17700	-	1	-	-	-	2	2	1	-	-	-	
108	5	-	-	20	-	2	-	-	-	-	-	-	-	-	-	-	-	-	-	-	-	-	-	-	
109	3	-	-	-	-	1	-	-	-	-	-	-	-	-	-	-	-	-	-	-	-	-	-	-	
111	9	-	-	67	-	1	-	-	-	-	-	-	-	-	-	-	-	-	-	-	-	-	-	-	
112	8	-	-	25	-	2	-	-	-	-	-	-	-	-	-	-	-	-	-	-	-	-	-	-	
113	-	-	-	-	-	1	-	-	-	-	-	-	-	-	-	-	-	-	-	-	-	-	-	-	
114	4	-	-	-	-	1	-	-	-	-	-	-	-	-	-	-	-	-	-	-	-	-	-	-	
115	1	-	-	-	-	1	-	-	-	-	-	-	-	-	-	-	-	-	-	-	-	-	-	-	
116	15	-	-	47	-	4	-	-	-	-	-	-	-	-	-	-	-	-	-	-	-	1	-	-	
117	23	-	-	48	4	7	-	7	-	5	-	5.2	15300	-	-	-	-	-	1	1	-	-	1	-	
118	58	-	-	83	-	6	-	6	-	6	-	-	-	-	6	-	8.7	89	4	4	-	2	-	-	
119	8	-	-	38	38	5	1	5	-	2	-	-	-	-	1	-	-	-	-	-	-	-	-	-	
120	6	-	-	50	17	1	-	-	-	-	-	-	-	-	-	-	-	-	-	-	-	-	-	-	
121	37	-	-	46	5	9	-	9	-	8	-	5.0	13100	-	1	-	-	-	3	3	2	-	-	-	
122	21	-	-	48	5	5	-	5	-	3	-	-	-	-	2	-	-	-	-	-	-	-	-	-	
123	42	-	-	45	2	12	-	12	-	11	-	5.1	18800	-	-	-	-	-	1	1	-	-	-	-	
124	28	-	-	57	-	9	-	9	-	6	-	5.2	23800	-	-	-	-	-	1	1	-	-	-	-	
125	24	-	-	42	8	12	-	12	-	7	-	5.1	23100	-	-	-	-	-	1	1	1	-	-	-	
127	33	-	-	58	-	12	-	12	-	7	-	5.7	22000	-	-	-	-	-	1	1	-	-	-	-	
128	32	-	-	63	-	6	-	6	-	6	-	5.0	16800	-	-	-	-	-	2	2	-	-	-	-	
129	24	-	-	58	-	7	-	7	-	4	-	-	-	-	1	-	-	-	2	2	-	-	-	-	
130	43	-	-	47	2	10	-	10	-	10	-	5.4	14100	-	-	-	-	-	2	2	1	-	-	-	
131	26	-	-	35	12	7	-	7	-	5	-	5.2	12000	-	2	-	-	-	1	1	-	1	-	-	
201	29	-	-	48	-	11	-	9	-	7	-	4.6	9600	-	1	-	-	-	1	1	1	-	-	-	
202	26	-	-	46	8	7	-	6	-	5	-	5.4	14300	-	2	-	-	-	1	1	-	1	-	1	
203	2	-	-	-	-	1	-	-	-	-	-	-	-	-	-	-	-	-	-	-	-	-	-	-	
205	23	-	-	26	13	8	-	7	-	7	-	4.9	12100	-	1	-	-	-	2	2	-	-	-	-	
208	174	-	-	13	1	69	-	1	1	-	-	-	-	-	67	-	3.2	122	2	2	3	2	1	-	
209	325	1	32	14	33	98	-	10	86	2	-	-	-	-	83	-	3.6	155	3	3	14	4	4	1	
212	1134	9	68	11	1	138	1	34	34	24	-	6.6	24300	-	92	-	3.8	133	7	7	5	3	1	1	
214	197	-	-	80	6	16	-	15	-	8	-	6.6	33600	-	4	-	-	-	-	-	-	-	-	-	-
215	111	-	-	40	10	31	1	27	-	29	1	6.2	25700	-	2	-	-	-	1	1	-	1	1	-	
216	23	-	-	26	30	9	-	8	-	8	-	5.9	22000	-	1	-	-	-	1	1	2	2	-	-	
217	35	-	-	37	11	10	-	7	-	7	-	7.0	30800	-	3	-	-	-	1	1	1	-	-	-	
218	46	-	-	48	-	10	-	5	-	6	-	7.0	-	-	4	-	-	-	2	2	-	-	-	-	
219	4	-	-	-	-	2	-	-	-	-	-	-	-	-	-	-	-	-	-	-	-	-	-	-	
220	8	-	-	25	25	3	-	-	-	-	-	-	-	-	-	-	-	-	-	-	-	-	-	-	
221	14	-	-	43	-	11	-	11	-	2	-	-	-	-	1	-	-	-	-	-	-	-	-	-	
222	21	-	-	29	10	7	1	7	1	7	1	5.7	15500	-	-	-	-	-	-	-	-	-	1	-	
223	39	-	-	33	3	9	-	9	-	9	-	4.8	16800	-	-	-	-	-	1	1	1	1	-	-	
224	14	-	-	43	7	5	-	4	-	3	-	-	-	-	1	-	-	-	-	-	-	-	-	-	
225	33	-	-	52	-	8	-	7	-	7	-	6.6	23600	-	-	-	-	-	-	-	1	1	-	-	
226	34	-	-	35	9	10	-	9	-	9	-	6.0	23600	-	1	-	-	-	-	-	1	-	-	-	
227	21	-	-	24	10	8	-	8	-	7	-	5.6	19800	-	-	-	-	-	1	1	1	1	-	-	
228	23	-	-	13	17	9	-	9	-	6	-	5.3	18800	-	3	-	-	-	-	-	2	-	-	1	
229	43	-	-	33	16	14	-	11	-	11	-	5.5	16000	-	3	-	-	-	1	1	3	-	-	-	
302	9	-	-	44	22	2	-	-	-	-	-	-	-	-	-	-	-	-	-	-	-	-	-	-	
303	34	-	-	27	9	10	-	9	-	8	-	6.5	22300	-	2	-	-	-	-	-	-	-	-	-	
304	23	-	-	39	13	8	-	7	-	7	-	5.9	14900	-	1	-	-	-	-	-	3	-	-	1	
305	36	-	-	39	3	10	-	10	-	10	-	6.2	18400	-	-	-	-	-	-	-	-	1	-	-	
306	33	-	-	33	15	12	-	12	-	10	-	5.9	23800	-	2	-	-	-	1	1	3	1	-	-	
307	28	-	-	29	18	10	-	10	-	9	-	6.7	26000	-	1	-	-	-	-	-	1	1	2	-	
308	31	-	-	26	26	11	1	10	1	10	1	5.0	15400	-	1	-	-	-	1	-	2	-	-	-	
309	33	-	-	24	6	14	-	8	-	8	-	4.3	14600	-	5	-	3.2	89	1	1	3	-	-	-	
310	38	-	-	32	-	13	-	12	-	10	-	5.8	17600	-	3	-	-	-	-	-	-	-	-	-	
311	33	-	-	30	6	12	-	11	-	9	-	5.1	18100	-	3	-	-	-	1	1	2	-	-	-	
312	42	-	-	45	7	10	-	10	-	9	-	5.1	18300	-	1	-	-	-	3	3	1	-	-	-	
313	30	-	-	23	13	13	-	12	-	8	-	5.1	19100	-	4	-	-	-	1	1	1	-	-	-	
314	43	-	-	42	7	12	-	8	-	9	-	6.0	17200	-	3	-	-	-	-	-	3	-	-	-	
315	96	-	-	22	22	35	-	35	-	35	-	6.6	27000	-	-	-	-	-	-	-	6	2	2	-	
317	23	-	-	26	13	8	-	5	-	6	-	6.5	34500	-	2	-	-	-	-	-	-	-	-	-	
318	66	-	-	35	5	19	-	9	10	8	-	5.4	18800	-	11	-	3.5	126	4	4	-	-	-	-	
319	39	-	-	44	8	11	-	9	-	9	-	5.9	18600	-	2	-	-	-	1	1	3	-	-	-	
320	33	-	-	33	6	11	-	11	-	11	-	5.9	15600	-	-	-	-	-	-	-	2	-	-	-	
321	51	4	-																						

Characteristics of Housing Units and Population, by Blocks: 1970—Con.

St. Cloud

[Data exclude vacant seasonal and vacant migratory housing units. For minimum base for derived figures (percent, average, etc.) and meaning of symbols, see text]

Blocks Within Block Numbering Areas or Census Tracts

	Total population	Percent of total population				Year-round housing units					Occupied housing units													
		Negro	In group quarters	Under 18 years	62 years and over	Total	Lacking some or all plumbing facilities	Units in—		Owner			Renter			1.01 or more persons per room		With roomers, boarders, or lodgers						
								One-unit structures	Structures of 10 or more units	Total	Lacking some or all plumbing facilities	Average number of rooms	Average value (dollars)	Percent Negro	Total	Lacking some or all plumbing facilities	Average number of rooms		Average contract rent (dollars)	Percent Negro	Total	With all plumbing facilities		
9501.03	9778	-	11	37	13	2440	36	2152	-	1982	22	5.4	15700	-	397	10	4.2	111	-	329	328	279	164	69
102	36	-	-	44	3	9	-	7	-	9	-	4.8	20400	-	-	-	-	-	-	1	1	-	1	1
103	79	-	-	61	-	16	-	16	-	16	-	5.5	20400	-	-	-	-	-	-	1	1	-	2	-
104	79	-	-	54	4	18	-	18	-	17	-	5.9	17800	-	1	-	-	-	-	6	6	-	1	1
105	70	-	-	47	-	14	-	14	-	14	-	5.4	19500	-	-	-	-	-	-	3	3	2	1	-
106	70	-	-	49	3	18	-	14	-	13	-	5.2	18800	-	5	-	4.4	130	-	6	6	-	-	-
107	84	-	-	55	-	16	-	16	-	15	-	6.1	19200	-	1	-	-	-	-	3	3	1	1	1
108	72	-	-	53	4	17	-	15	-	16	-	5.7	19200	-	1	-	-	-	-	5	5	1	-	-
109	98	-	-	60	3	19	-	17	-	18	-	6.2	20300	-	1	-	-	-	-	2	2	4	1	-
110	56	-	-	45	7	15	-	13	-	14	-	5.4	21300	-	1	-	-	-	-	2	2	-	-	-
111	75	-	-	41	8	20	-	14	-	17	-	5.6	19600	-	3	-	-	-	-	3	3	2	2	-
112	82	-	-	48	10	18	-	18	-	18	-	6.1	17900	-	-	-	-	-	-	3	3	1	1	2
113	81	-	-	51	1	19	-	17	-	18	-	5.4	14700	-	1	-	-	-	-	5	5	1	1	-
114	69	-	-	52	9	16	-	16	-	14	-	5.2	16700	-	1	-	-	-	-	4	4	1	2	-
115	77	-	-	53	3	17	-	17	-	16	-	5.8	22200	-	1	-	-	-	-	3	3	1	2	-
116	46	-	-	46	4	13	-	13	-	11	-	5.5	17800	-	1	-	-	-	-	1	1	-	-	-
117	64	-	-	45	-	16	-	14	-	15	-	5.5	19900	-	1	-	-	-	-	1	1	-	1	-
118	65	-	-	55	-	16	-	16	-	15	-	5.4	20500	-	-	-	-	-	-	2	2	-	1	-
119	59	-	-	44	5	17	-	17	-	15	-	5.9	17100	-	1	-	-	-	-	1	1	1	1	1
120	81	-	-	53	4	17	-	17	-	17	-	5.1	17100	-	-	-	-	-	-	5	5	-	-	-
121	71	-	-	51	1	18	-	18	-	16	-	5.6	18800	-	2	-	-	-	-	3	3	3	-	-
122	82	-	-	45	4	21	-	21	-	17	-	5.3	18100	-	3	-	-	-	-	3	3	2	1	-
123	68	-	-	46	4	18	-	18	-	15	-	5.1	16500	-	1	-	-	-	-	5	5	2	1	-
124	63	-	-	37	10	18	1	18	-	15	1	4.9	13100	-	3	-	-	-	-	3	3	3	1	-
125	102	-	16	40	14	21	-	18	-	18	-	5.6	17300	-	3	-	-	-	-	3	3	3	2	-
201	35	-	-	40	6	9	-	9	-	9	-	6.1	20400	-	-	-	-	-	-	1	1	1	2	-
202	78	-	-	40	14	22	-	22	-	21	-	6.4	14800	-	-	-	-	-	-	1	1	1	2	-
203	59	-	-	41	20	17	-	17	-	17	-	5.6	16500	-	-	-	-	-	-	3	3	1	2	1
204	81	-	-	44	4	20	1	20	-	18	1	6.1	14700	-	1	-	-	-	-	1	1	1	1	1
205	58	-	-	31	9	18	-	18	-	15	-	5.3	16600	-	2	-	-	-	-	1	1	2	-	-
206	45	-	-	44	11	13	-	13	-	10	-	4.6	12500	-	2	-	-	-	-	2	2	1	-	-
207	53	-	-	47	4	17	-	17	-	12	-	5.4	19500	-	1	-	-	-	-	2	2	2	1	-
208	70	-	-	43	9	17	-	17	-	16	-	5.5	17500	-	-	-	-	-	-	2	2	1	1	-
209	27	-	-	63	4	6	-	6	-	5	-	5.6	22000	-	-	-	-	-	-	2	2	-	-	-
210	69	-	-	41	6	19	-	15	-	15	-	4.9	20200	-	4	-	-	-	-	3	3	-	-	-
212	1014	1	100	-	42	3	-	-	-	-	-	-	-	-	-	-	-	-	-	-	-	-	-	-
215	24	-	-	58	-	4	-	-	-	-	-	-	-	-	-	-	-	-	-	-	-	-	-	-
217	9	-	-	33	11	3	-	-	-	-	-	-	-	-	-	-	-	-	-	-	-	-	-	-
224	6	-	-	50	17	1	-	-	-	-	-	-	-	-	-	-	-	-	-	-	-	-	-	-
225	80	-	-	21	3	29	-	4	-	3	-	-	-	-	26	-	4.0	156	-	-	-	4	1	-
227	3	-	-	-	-	1	-	-	-	-	-	-	-	-	-	-	-	-	-	-	-	-	-	-
228	54	-	-	59	2	12	-	12	-	11	-	5.8	14900	-	1	-	-	-	-	3	3	1	2	-
229	57	-	-	54	9	14	-	13	-	10	-	5.7	20000	-	3	-	-	-	-	3	3	1	-	-
230	78	-	-	39	3	21	-	17	-	17	-	5.5	17800	-	4	-	-	-	-	1	1	-	1	1
301	92	-	-	59	1	21	-	21	-	8	-	4.3	10900	-	9	-	7.3	83	-	5	5	1	1	1
302	70	-	-	47	7	18	-	16	-	14	-	5.6	15300	-	3	-	-	-	-	3	3	1	3	-
303	69	-	-	46	4	15	1	15	-	13	1	5.3	12800	-	2	-	-	-	-	5	5	1	-	-
304	83	-	-	33	-	20	-	8	-	6	-	5.3	14800	-	14	-	4.1	150	-	3	3	3	1	5
304	83	-	-	36	-	20	-	8	-	6	-	5.0	14500	-	22	1	3.7	135	-	3	3	9	2	1
305	74	-	-	22	10	32	1	13	-	10	-	5.0	14500	-	4	-	-	-	-	-	-	3	2	-
306	36	-	-	25	22	15	1	13	-	11	-	4.1	7600	-	4	-	-	-	-	-	-	3	2	-
308	63	-	-	46	18	15	1	15	-	14	1	4.9	11400	-	1	-	-	-	-	5	5	1	2	2
309	62	-	-	29	13	19	1	19	-	16	1	5.4	13100	-	2	-	-	-	-	2	2	2	3	1
310	52	-	-	25	17	19	-	16	-	16	-	5.0	14000	-	3	-	-	-	-	3	3	3	2	1
311	43	-	-	12	33	17	1	17	-	12	1	5.3	11700	-	5	-	4.6	-	-	1	1	2	3	1
312	53	-	-	19	21	18	-	14	-	14	-	5.2	14200	-	3	-	-	-	-	1	1	2	3	1
313	90	-	-	28	12	33	-	12	-	22	-	4.6	15400	-	11	-	3.5	84	-	3	3	8	3	1
314	57	-	-	28	25	20	-	20	-	16	-	5.1	11100	-	4	-	-	-	-	2	2	4	1	-
315	56	-	-	41	13	17	1	17	-	14	1	4.7	12500	-	3	-	-	-	-	3	3	2	1	-
317	28	-	-	21	4	12	1	8	-	9	1	5.0	9400	-	2	-	-	-	-	1	1	2	1	-
318	10	-	-	40	-	3	-	-	-	-	-	-	-	-	-	-	-	-	-	-	-	-	-	-
319	29	-	-	41	14	8	1	8	-	8	1	5.6	10900	-	-	-	-	-	-	1	1	1	-	-
320	39	-	-	54	-	11	1	11	-	6	-	5.2	15000	-	3	-	-	-	-	2	2	-	1	-
321	61	-	-	44	2	15	-	15	-	11	-	5.1	10100	-	4	-	-	-	-	3	3	2	1	3
322	1	-	-	-	-	1	-																	

Characteristics of Housing Units and Population, by Blocks: 1970—Con.

St. Cloud

[Data exclude vacant seasonal and vacant migratory housing units. For minimum base for derived figures (percent, average, etc.) and meaning of symbols, see text]

Blocks Within Block Numbering Areas or Census Tracts

Blocks Within Block Numbering Areas or Census Tracts	Percent of total population				Year-round housing units				Occupied housing units														
	Total population	Negro	In group quarters	Under 18 years and over	Total	Lacking some or all plumbing facilities	Units in—		Owner				Renter				1.01 or more persons per room		With roomers, boarders, or lodgers				
							One-unit structures	Structures of 10 or more units	Total	Lacking some or all plumbing facilities	Average number of rooms	Average value (dollars)	Percent Negro	Total	Lacking some or all plumbing facilities	Average number of rooms	Average contract rent (dollars)	Percent Negro		Total	With all plumbing facilities		
																						One-person households	With female head of family
420	70	-	-	51	3	15	13	-	12	-	5.5	15300	-	3	4	4	1	-	-	
421	58	-	-	52	5	13	13	-	12	1	5.0	12700	-	1	3	3	2	-	-	
422	67	-	-	45	5	19	17	-	15	-	5.0	14600	-	4	5	5	4	-	1	
423	46	-	-	46	9	14	12	-	10	-	4.6	12400	-	2	2	2	1	1	-	
425#	48	-	-	75	-	8	8	-	3	-	5	-	10.0	94	1	1	2	2	-	
502	21	-	-	62	-	3	-	
503	28	-	-	46	7	7	7	1	7	1	5.1	13200	-	-	-	-	-	2	2	1	1	-	
504	73	-	-	45	4	18	14	-	13	-	5.8	10300	-	5	-	4.4	83	1	1	1	1	1	
505	39	-	-	41	10	11	11	-	10	-	5.8	10000	-	1	-	-	1	3	1	
506	45	-	-	22	29	17	13	-	13	-	5.3	10600	-	2	1	1	1	2	-	
507	44	-	-	34	25	17	15	-	13	-	5.9	10600	-	3	1	1	3	2	2	
508	64	-	-	41	20	20	16	-	18	-	4.9	10200	-	2	1	1	4	3	-	
509	85	-	-	38	15	25	18	-	20	-	5.5	12100	-	5	-	3.4	100	4	4	6	2	-	
510	67	-	-	34	28	23	21	-	20	1	5.6	11800	-	2	2	2	5	-	-	
511	97	-	-	43	13	27	17	-	18	-	5.3	11100	-	8	1	4.0	97	3	3	3	5	3	
512	84	-	-	32	6	22	1	-	21	1	5.7	12100	-	1	5	5	4	5	3	
513	53	-	11	19	15	21	3	-	11	-	5.3	11300	-	8	2	3.6	116	1	-	5	3	1	
514	27	-	-	19	19	11	2	-	6	2	5.2	13500	-	5	-	3.2	88	-	-	3	1	4	
515	63	-	-	30	25	23	19	-	20	-	5.5	11500	-	2	3	3	6	1	1	
516	98	-	-	43	9	26	18	-	17	-	6.1	15400	-	9	-	4.3	91	4	4	3	1	3	
518	96	-	-	42	6	25	23	-	20	-	5.4	12900	-	4	5	5	1	2	2	
519	87	-	-	35	17	27	22	-	24	-	5.2	13400	-	3	2	2	4	4	-	
520	93	-	-	42	8	24	22	-	21	-	5.2	13000	-	2	3	3	2	2	2	
521	81	-	-	37	16	26	25	-	25	-	5.5	13000	-	1	4	4	4	1	-	
522	70	-	-	26	19	25	22	-	22	-	5.5	13900	-	3	-	-	3	1	-	
523	73	-	-	30	16	23	20	-	19	-	5.1	15700	-	4	3	3	2	2	-	
524	67	-	-	36	15	20	18	-	16	1	5.3	11500	-	3	2	2	1	1	1	
525	27	-	-	41	7	9	7	-	7	-	4.4	12500	-	2	-	-	2	1	-	
601	10	-	-	40	4	-	
602	10	-	-	50	3	-	
603	16	-	-	25	19	7	7	-	4	-	3	-	-	2	1	-	
604	26	-	-	42	23	6	6	-	5	-	4.4	14800	-	1	2	2	-	-	-	
605	32	-	-	22	6	13	13	-	13	-	5.5	15600	-	-	-	-	-	-	-	3	-	-	
606	64	-	-	48	8	16	16	-	12	-	6.1	17200	-	4	1	1	2	1	1	
607	39	-	-	21	28	14	12	-	13	-	4.5	15800	-	1	1	1	1	1	1	
608	59	-	-	39	10	16	16	-	11	-	4.7	18000	-	5	-	3.8	120	3	3	1	1	1	
609	34	3	56	12	38	7	4	-	2	5	4	4.4	...	3	3	4	1	1	
610	13	-	-	31	31	5	5	-	2	-	3	-	-	1	-	-	
613	13	-	-	62	8	3	-	-	-	1	-	-	
614	18	-	-	17	11	6	-	-	-	1	-	-	
615	19	-	-	11	21	8	8	-	8	-	4.6	12900	-	-	-	-	-	-	-	2	-	-	
616	2	-	-	1	-	
618	43	-	-	51	-	11	11	-	9	-	1	3	3	1	-	-	
621	15	-	-	53	-	3	-	
625	4	-	-	1	-	
701	36	-	-	44	8	10	10	-	10	-	5.9	13800	-	-	-	-	-	1	1	2	1	-	
702	29	-	-	45	10	7	7	-	7	-	5.9	19100	-	-	-	-	-	-	-	2	2	1	
703	21	-	-	24	19	8	7	-	5	-	4.4	16800	-	2	-	-	1	1	1	
704	86	-	-	42	12	22	20	-	18	-	5.8	15300	-	3	1	1	-	2	1	
705	54	-	-	41	6	16	14	-	13	-	5.3	14500	-	3	2	2	3	-	2	
706	55	7	-	44	7	14	12	-	8	-	6.0	19100	13	5	-	5.0	135	2	2	3	-	2	
707	4	-	-	2	-	
709	-	-	-	1	-	
711	14	-	-	50	7	3	-	
712	66	-	-	47	5	17	17	-	16	-	5.3	19500	-	-	-	-	-	3	3	-	-	-	
713	64	-	-	53	5	13	13	-	13	-	5.8	19200	-	-	-	-	-	3	3	-	-	-	
714	6	-	-	33	2	2	-	1	1	-	
715	55	-	-	47	7	13	-	1	2	2	1	1	1	
716	29	-	-	55	3	6	6	-	5	-	5.6	13500	-	1	3	3	2	-	-	
717	34	-	-	41	9	9	8	-	6	-	5.0	20400	-	2	1	1	-	1	-	
719	79	-	-	42	4	20	18	-	17	-	4.6	14800	-	3	5	5	2	1	-	
720	46	-	-	22	4	19	14	-	14	-	4.9	17700	-	3	1	1	3	2	-	
721	79	-	-	41	10	23	23	-	23	-	6.3	28100	-	-	-	-	-	2	2	3	-	-	
722	62	-	-	37	13	19	17	-	18	-	6.3	28600	-	1	2	2	3	-	-	
727	302	-	-	49	5	67	58	-	55	-	6.7	28600	-	11	-	4.4	162	9	9	-	2	1	
728	30	-	-	57	-	6	6	-	6	-	7.3	34800	-	-	-	-	-	-	-	-	-	-	
730	4	-	-	1	-	
731	7	-	-	71	-	1	-	
9501.04	9759	-	5	37	12	2735	96	1911	72	1870	33	5.9	19500	-	789	58	3.8	104	276	274	428	234	161
101	295	-	58	18	10	31	-	29	-	28	-	8.1	48800	-	2	2	2	2	1	2
102	36	-	-	19	28	12	-	11	-	9	-	5.4	21100	-	3	2	2	-	2	2
103	39	-	-	31	10	13	-	8	-	8	-	5.6	25000	-	4	2	2	1	1	1
104	5	-	-	60	20	1	-	
105	2	-	-	1	-	
106	41	-	-	39	10	9	7	-	8	-	7.6	30200	-	1	1	1	-	-	1	
107	103	-	-	51	2	26	14	-	15	-	6.3	24200	-	11	-	3.5	121	3	3	4	6	2	
108	100	-	-	33	6	26	17	-	18	-	5.4	19200	-	8	-	2.9	94	5	5	3	-	9	
109	80	-	-	26	13	25	18	-	21	-	5.7	19000	-	4	1	1	4	-	6	
111	15	-	-	27	20	5	5	-	4	-	1	-	-	-	1	1	
112	70	-	-	39	4	18	17	-	16	-	6.4	23000	-	2	1	1	-	3	3	
113	63	-	-	25	13	22	19	-	21	-	5.3	20600	-	1	-	-	1	2	2	
114	97	-	-	33	5	26	19	-	19														

Characteristics of Housing Units and Population, by Blocks: 1970—Con.

St. Cloud

[Data exclude vacant seasonal and vacant migratory housing units. For minimum base for derived figures (percent, average, etc.) and meaning of symbols, see text]

Blocks Within Block Numbering Areas or Census Tracts	Percent of total population				Year-round housing units				Occupied housing units															
	Total population	Negro	In group quarters	Under 18 years	62 years and over	Total	Lacking some or all plumbing facilities	Units in—		Owner			Renter			1.01 or more persons per room		With roomers, boarders, or lodgers						
								One-unit structures	Structures of 10 or more units	Total	Lacking some or all plumbing facilities	Average number of rooms	Average value (dollars)	Percent Negro	Total	Lacking some or all plumbing facilities	Average number of rooms	Average contract rent (dollars)	Percent Negro	Total	With all plumbing facilities	One-person households	With female head of family	With roomers, boarders, or lodgers
122	56	-	-	30	25	19	-	16	-	17	-	6.5	21100	-	2	-	-	-	2	2	6	-	2	
124	86	-	-	30	17	27	-	19	-	22	-	6.1	24300	-	5	-	2.8	118	-	4	4	3	3	6
125	139	-	-	33	6	48	-	28	-	27	-	6.3	20600	-	19	-	3.3	94	-	1	1	6	3	2
126	51	-	-	57	8	11	-	11	-	11	-	6.9	23800	-	-	-	-	-	2	2	-	3	-	
127	45	-	-	33	9	13	-	8	-	8	-	6.1	19300	-	5	-	3.8	134	-	1	1	1	-	2
128	28	-	-	25	21	10	-	10	-	9	-	6.1	19000	-	-	-	-	-	-	-	2	-	-	
129	39	-	-	41	18	11	-	9	-	11	-	5.2	17200	-	-	-	-	-	3	3	-	2	-	
130	32	-	-	31	25	10	-	8	-	8	-	5.9	23600	-	2	-	-	-	1	1	1	1	1	
131	66	-	21	35	18	12	-	10	-	9	-	6.1	20000	-	3	-	-	-	1	1	-	1	1	
201	42	-	-	38	10	11	-	9	-	9	-	6.1	20600	-	2	-	-	-	-	-	1	1	-	
202	41	-	-	37	20	12	-	12	-	11	-	5.5	17700	-	1	-	-	-	1	1	2	-	1	
203	36	-	-	17	25	17	-	7	-	8	-	5.0	19300	-	9	-	4.1	165	-	1	1	5	3	1
204	33	-	-	9	18	14	-	9	-	9	-	5.9	16300	-	4	-	-	-	-	-	1	-	3	
205	37	-	-	22	30	12	-	11	-	10	-	5.6	16600	-	1	-	-	-	-	-	1	1	1	
206	38	-	-	47	11	11	-	9	-	8	-	6.6	28000	-	3	-	-	-	1	1	2	-	-	
207	29	-	-	24	21	14	-	8	-	10	-	5.5	23900	-	4	-	-	-	-	-	6	1	1	
208	33	-	-	33	18	14	-	12	-	8	-	6.0	14200	-	4	-	-	-	-	-	2	1	1	
209*	32	-	-	19	19	14	-	7	-	8	-	5.6	13300	-	5	-	3.6	109	-	-	3	1	1	
210	23	-	-	4	39	11	3	9	-	9	2	5.8	15900	-	1	-	-	-	-	-	2	1	2	
211	36	-	-	31	6	13	-	8	-	10	1	6.6	17200	-	2	-	-	-	-	-	2	1	-	
212	28	-	-	25	-	9	2	7	-	7	2	6.0	16400	-	2	-	-	-	-	-	-	-	-	
213	31	-	-	39	13	9	-	7	-	8	-	5.9	15400	-	1	-	-	-	1	1	2	-	-	
214*	43	-	-	37	12	12	1	10	-	7	1	5.3	12300	-	5	-	4.4	102	-	1	1	-	1	
215	34	-	-	24	15	14	-	8	-	7	-	6.1	13200	-	6	-	3.2	82	-	-	3	-	1	
216*	43	-	-	37	14	16	-	9	-	8	-	6.4	10400	-	6	-	4.0	131	-	2	2	6	-	-
217	44	-	-	41	11	14	-	10	-	9	-	6.7	17300	-	4	-	-	-	-	-	2	2	-	
218	41	-	-	39	12	12	-	10	-	10	-	6.7	16800	-	2	-	-	-	-	-	-	2	2	
219	35	-	-	20	20	14	-	9	-	10	-	6.2	15300	-	4	-	-	-	-	-	4	3	3	
220	48	-	-	42	8	12	-	8	-	6	-	6.5	11200	-	6	-	5.0	120	-	1	1	1	2	-
221	28	-	-	18	39	11	1	11	-	7	1	5.7	13400	-	4	-	-	-	2	2	3	2	-	
222*	47	-	-	34	15	17	2	9	-	9	-	5.7	13800	-	7	2	3.3	79	-	2	2	4	-	3
223*	34	-	-	18	35	16	2	8	-	8	-	5.5	16300	-	8	2	2.9	81	-	2	2	6	1	1
224*	50	-	-	20	10	21	-	6	10	6	-	5.7	...	-	15	-	3.4	135	-	1	1	5	-	-
225	37	-	-	32	14	12	1	8	-	9	1	5.3	14300	-	3	-	-	-	1	1	2	1	3	
226	48	-	-	40	19	15	-	10	-	12	-	5.2	12300	-	3	-	-	-	-	-	5	1	-	
227*	70	-	-	30	13	22	1	7	-	9	1	5.0	12900	-	13	-	3.5	129	-	3	3	5	1	5
228	32	-	-	41	9	8	-	5	-	4	-	-	4	-	-	-	2	2	-	1	-	
229	50	-	-	40	4	14	-	10	-	10	-	7.9	16900	-	4	-	-	-	-	-	2	4	1	
230	37	-	-	14	22	14	-	8	-	7	-	6.6	13500	-	6	-	3.7	113	-	1	1	2	4	-
301	36	-	-	31	11	10	-	8	-	6	-	6.0	14500	-	4	-	-	-	1	1	2	1	-	
302	48	4	-	21	21	22	-	5	10	4	-	-	18	-	3.7	116	-	1	1	9	4	1
303	63	-	-	18	13	24	2	5	-	3	-	-	19	2	4.9	98	-	-	-	5	7	1
304	116	-	100	-	90	-	-	-	-	-	-	-	-	-	-	-	-	-	-	-	-	-	-	-
305	41	-	-	44	10	11	-	7	-	8	-	6.3	10200	-	3	-	-	-	3	3	2	2	-	-
307	44	-	-	25	14	18	2	5	-	5	-	5.4	...	-	13	2	3.7	87	-	-	6	4	1	
308	52	-	-	27	33	19	-	11	-	10	-	6.0	10900	-	6	-	3.8	81	-	1	1	2	1	1
309	42	-	-	24	21	18	3	7	-	9	-	5.8	14300	-	8	3	3.1	86	-	2	2	9	3	1
310	75	-	-	8	41	9	-	5	-	5	-	6.6	...	-	4	-	-	-	-	-	4	1	-	
311	54	9	-	22	17	26	6	11	-	9	1	5.6	11300	11	12	4	3.3	88	-	2	2	9	4	1
312	7	-	100	-	14	-	-	-	-	-	-	-	-	-	-	-	-	-	-	-	-	-	-	-
313	14	-	-	-	7	5	-	4	-	3	-	-	1	-	-	-	-	-	-	-	-	-
314	6	-	-	17	-	2	-	...	-	...	-	-	...	-	-	-	-	-	-	-	-	-
315	7	-	-	43	3	3	-	...	-	...	-	-	...	-	-	-	-	-	-	-	-	-
316	25	-	-	12	32	13	3	7	-	6	-	5.8	13300	-	7	3	4.7	73	-	-	3	1	2	-
317	6	-	100	-	-	-	-	-	-	-	-	-	-	-	-	-	-	-	-	-	-	-	-	-
318	17	-	-	6	29	14	5	4	-	3	-	-	10	4	2.8	53	-	-	10	-	-	-
320	14	-	-	-	50	10	-	2	-	1	-	-	8	-	3.3	88	-	-	5	1	-	-
323	4	-	-	-	-	1	-	...	-	...	-	-	...	-	-	-	-	-	-	-	-	-
324	2	-	-	-	-	1	-	...	-	...	-	-	...	-	-	-	-	-	-	-	-	-
325	1	-	-	-	-	1	-	...	-	...	-	-	...	-	-	-	-	-	-	-	-	-
326	36	3	56	6	11	8	-	1	1	-	-	-	-	-	8	-	2.4	58	13	1	1	4	-	-
327	2	-	-	-	-	1	-	...	-	...	-	-	...	-	-	-	-	-	-	-	-	-
330	24	-	33	-	13	10	3	5	-	2	-	-	8	3	3.4	49	-	-	4	1	-	-
401	5	-	-	-	20	4	-	...	-	...	-	-	...	-	-	-	-	-	-	-	-	-
403	24	-	-	21	-	6	-	2	-	2	-	-	4	-	-	-	2	2	-	1	-	2
404	42	-	-	29	19	17	1	7	-	8	-	5.4	...	-	8	1	3.8	58	-	1	1	6	1	1
404	42	-	-	16	18	10	2	1	-	4	-	-	6	-	3.2	86	-	-	-	2	1	2
405	55	-	66	24	18	20	-	8	-	6	-	4.5	...	-	14	-	3.9	104	-	3	3	5	1	1
406	55	-	-	18	14	21	-	7	-	7	-	5.3	...	-	14	-	3.9	93	-	2	2	9	-	2
407*	44	-	-	18	14	21	-	7	-	7	-	5.3	...	-	14	-	3.9	93	-	2	2	-	3	-
408	62	-	-	50	8	13	-	10	-	11	-	5.3	13900	-	2	-	-	-	2	2	-	3	-	-
409	226	-	-	36	21	70	-	53	-	53	-	5.7	12800	-	16	-	3.7	86	-	11	11	13	9	3
411	4	-	-	-	-	2	-	...	-	...	-	-	...	-	-	-	-	-	-	-	-	-
412	39	-	-	49	15	6	1	9	-	10	-	5.3	13400	-	3	-	-	-	1	1	5	-	-	-
414	16	-	-	25	6	13	-	3	-	2	-	-	4	-	-	-	-	-	4	-	1	-
415	100	-	-	40	6	25	-	20	-	19	-	5.9	11300	-	6	-	3.8	100	-	6	6	11	3	4
416	148	-	-	38	14	47	5	29	-	30	-	5.4	13400	-	14	3								

Characteristics of Housing Units and Population, by Blocks: 1970—Con.

St. Cloud

[Data exclude vacant seasonal and vacant migratory housing units. For minimum base for derived figures (percent, average, etc.) and meaning of symbols, see text]

Blocks Within Block Numbering Areas or Census Tracts	Percent of total population				Year-round housing units				Occupied housing units													
	Total population	Negro	In group quarters	Under 18 years	62 years and over	Total	Units in—		Owner			Renter				1.01 or more persons per room		With roomers, boarders, or lodgers				
							Lacking some or all plumbing facilities	Structures of 10 or more units	Total	Lacking some or all plumbing facilities	Average number of rooms	Average value (dollars)	Percent Negro	Total	Lacking some or all plumbing facilities	Average number of rooms	Average contract rent (dollars)		Percent Negro	Total	With all plumbing facilities	
																						One-unit structures
502	46	-	-	28	11	15	4	6	8	1	5.5	10400	-	6	2	3.5	77	2	1	2	-	2
503	51	-	26	29	16	14	-	5	5	-	6.8	15300	-	9	-	3.2	95	-	-	3	3	3
504	37	-	-	49	16	9	3	6	6	1	6.7	16000	-	3	-	-	-	1	1	2	1	-
505	10	-	-	30	20	4	-	-	-	-	-	-	-	-	-	-	-	-	-	-	-	-
506	23	-	-	30	13	8	-	-	-	-	-	-	-	-	-	-	-	-	-	-	-	-
507	12	-	-	33	25	4	-	-	6	-	5.3	-	-	1	-	-	-	-	-	-	-	1
508	5	-	-	40	-	1	-	-	-	-	-	-	-	-	-	-	-	-	-	-	-	-
509	29	-	-	21	48	11	-	-	9	-	6.3	9900	-	2	-	-	-	-	-	-	-	-
510	49	-	-	39	14	14	-	-	12	-	6.5	13100	-	1	-	-	-	-	-	-	1	1
511	43	-	-	35	12	12	-	-	8	-	5.6	11300	-	4	-	-	-	2	2	2	2	-
512	50	-	-	44	8	14	1	14	12	1	6.1	11300	-	2	-	-	-	-	-	-	3	-
513	84	-	14	36	11	20	-	15	15	-	5.3	9400	-	4	-	-	-	3	3	3	3	1
514	93	-	-	37	10	25	1	14	13	-	5.7	11200	-	12	1	3.6	100	8	8	4	4	2
515	47	-	-	43	6	16	3	9	10	-	5.5	9100	-	5	2	3.4	73	1	1	5	5	2
516	1	-	-	-	-	-	-	-	-	-	-	-	-	-	-	-	-	-	-	-	-	-
517	5	-	-	-	-	2	-	-	-	-	-	-	-	-	-	-	-	-	-	-	-	-
518	21	-	-	33	5	8	-	8	7	-	4.9	10200	-	1	-	-	-	-	-	-	2	1
519	21	-	-	38	10	7	-	7	7	-	5.1	12700	-	-	-	-	-	1	1	2	-	-
520	14	-	-	57	-	3	-	-	-	-	-	-	-	-	-	-	-	-	-	-	-	-
522	42	-	-	33	-	13	1	7	8	1	5.6	10400	-	5	-	3.0	110	-	-	-	-	2
523	26	-	-	58	8	7	-	5	-	-	-	-	-	1	-	-	-	2	2	-	-	-
530	18	-	-	39	11	5	-	5	5	-	5.2	11800	-	-	-	-	-	1	1	1	1	-
601	63	-	-	3	13	48	-	48	-	-	-	-	-	44	-	1.8	144	3	3	26	1	-
602	4	-	-	-	-	2	-	-	-	-	-	-	-	-	-	-	-	-	-	-	-	-
605	11	-	-	18	9	4	-	-	-	-	-	-	-	-	-	-	-	-	-	-	-	-
606	42	-	-	41	2	10	-	10	9	-	5.6	18500	-	1	-	-	-	-	-	-	1	1
607	68	-	-	43	-	17	-	17	16	-	5.1	18000	-	1	-	-	-	2	2	2	2	1
614	45	-	-	42	-	12	-	12	12	-	4.4	16400	-	3	-	-	-	3	3	2	-	-
615	74	-	-	53	5	17	1	15	14	-	4.8	15700	-	3	-	-	-	4	4	4	2	-
616	72	-	-	46	7	19	-	19	15	-	4.7	14300	-	4	-	-	-	3	3	1	-	1
617	84	-	-	51	1	18	-	17	13	-	5.2	17800	-	4	-	-	-	3	3	-	2	1
618	69	-	-	58	7	16	-	15	14	-	5.1	18000	-	-	-	-	-	5	5	1	-	-
619	80	-	-	50	3	17	-	17	17	-	5.2	19200	-	1	-	-	-	3	3	3	-	-
620	68	-	-	46	4	16	-	16	15	-	5.3	20300	-	-	-	-	-	3	3	1	-	1
621	67	-	-	54	3	16	1	12	13	1	5.5	16600	-	3	-	-	-	3	2	2	2	-
622	28	-	-	46	7	7	-	7	7	-	5.7	23200	-	-	-	-	-	1	1	1	-	-
623	82	-	-	50	-	18	-	18	17	-	5.5	21300	-	1	-	-	-	5	5	5	1	-
624	99	-	-	50	5	24	-	22	23	-	5.3	19100	-	1	-	-	-	5	5	5	2	4
625	94	1	-	55	-	18	-	18	18	-	6.1	22800	-	-	-	-	-	3	3	3	2	2
626	69	-	-	35	3	19	-	19	19	-	5.6	19400	-	-	-	-	-	1	1	-	2	-
627	90	-	-	51	-	18	-	18	18	-	6.1	21700	-	-	-	-	-	3	3	1	-	-
628	70	-	-	41	4	15	-	13	13	-	5.8	23800	-	2	-	-	-	3	3	3	-	2
629	20	-	-	40	-	6	-	6	5	-	5.8	26000	-	1	-	-	-	-	-	-	1	-
630	75	-	-	56	1	15	-	15	15	-	5.5	24500	-	-	-	-	-	3	3	-	-	-
631	79	-	-	52	4	19	-	17	16	-	5.9	18300	-	3	-	-	-	2	2	-	3	-
632	72	-	-	42	6	18	-	18	18	-	6.0	23100	-	-	-	-	-	-	-	-	1	-
701	12	-	-	33	17	3	-	-	-	-	-	-	-	-	-	-	-	-	-	-	-	-
703	147	-	-	55	3	31	-	30	26	-	7.3	33500	-	2	-	-	-	5	5	-	-	-
704	87	-	-	55	-	17	-	17	15	-	7.1	29800	-	2	-	-	-	2	2	-	1	1
705	24	-	-	54	-	7	-	7	5	-	7.2	29500	-	-	-	-	-	-	-	-	-	-
706	8	-	-	75	-	2	-	-	-	-	-	-	-	-	-	-	-	-	-	-	-	-
707	89	-	-	56	-	19	-	19	18	-	6.4	29000	-	-	-	-	-	2	2	-	-	-
708	71	-	-	54	3	16	-	16	16	-	6.6	26100	-	-	-	-	-	2	2	-	-	-
709	47	-	-	38	15	15	-	15	14	-	5.3	23400	-	-	-	-	-	2	2	1	-	-
710	108	-	-	57	-	21	-	21	21	-	6.2	23500	-	-	-	-	-	3	3	1	-	-
711	133	-	-	53	2	28	-	28	27	-	6.6	25400	-	1	-	-	-	3	3	-	1	-
712	128	-	-	59	3	21	-	21	21	-	7.9	32100	-	-	-	-	-	3	3	-	-	-
713	79	-	-	54	-	17	-	17	16	-	7.0	35500	-	-	-	-	-	1	1	-	-	-
714	122	-	-	58	3	24	-	24	24	-	6.8	28800	-	-	-	-	-	2	2	1	-	-
715	69	-	-	51	3	15	-	15	15	-	5.9	20800	-	-	-	-	-	-	-	-	1	-
716	122	-	-	44	2	34	-	16	16	-	6.1	24000	-	17	-	4.1	144	3	3	3	2	1
717	86	-	-	47	1	19	-	19	17	-	5.8	24600	-	2	-	-	-	4	4	-	1	-
718	75	-	-	49	7	18	-	18	18	-	6.9	26000	-	-	-	-	-	-	-	1	1	-
719	23	-	-	26	13	8	-	6	7	-	6.1	22000	-	1	-	-	-	1	1	2	2	-
721	54	-	-	61	-	9	-	9	9	-	5.9	21700	-	-	-	-	-	4	4	-	1	1
722	79	-	-	37	15	21	-	17	17	-	5.1	15800	-	4	-	-	-	3	3	-	2	1
723	89	-	-	38	6	20	-	14	15	-	5.5	15500	-	5	-	3.6	141	4	4	1	1	-
724	84	-	-	43	13	22	-	17	18	-	5.1	15400	-	4	-	-	-	3	3	2	2	1
725	100	-	-	44	3	23	1	21	19	1	5.6	15900	-	2	-	-	-	4	4	1	-	-
726	39	-	-	51	3	8	-	8	8	-	5.6	17300	-	-	-	-	-	2	2	-	2	-
727	44	-	-	32	18	12	-	11	10	-	5.9	17400	-	2	-	-	-	1	1	1	-	-
728	39	-	-	36	18	11	-	9	8	-	5.6	11900	-	3	-	-	-	1	1	1	3	2
729	36	-	-	17	14	13	3	11	11	2	5.0	15200	-	2	-	-	-	1	1	2	1	-
730	15	-	-	33	7	5	2	1	2	-	-	-	-	3	-	-	-	-	-	1	1	-

Characteristics of Housing Units and Population, by Blocks: 1970—Con.

Winona

[Data exclude vacant seasonal and vacant migratory housing units. For minimum base for derived figures (percent, average, etc.) and meaning of symbols, see text]

Blocks Within Block Numbering Areas or Census Tracts

CITY	Total population	Percent of total population				Year-round housing units								Occupied housing units										
		Negro	In group quarters	Under 18 years	62 years and over	Total	Lacking some or all plumbing facilities	Units in—		Owner				Renter				1.01 or more persons per room		One-person households	With female head of family	With roomers, boarders, or lodgers		
								One-unit structures	Structures of 10 or more units	Total	Lacking some or all plumbing facilities	Average number of rooms	Average value (dollars)	Percent Negro	Total	Lacking some or all plumbing facilities	Average number of rooms	Average contract rent (dollars)	Percent Negro				Total	With all plumbing facilities
CITY	26438	13	27	17	8311	612	5371	684	5314	212	5.7	15500	2723	353	3.5	87	463	432	1907	565	291			
9501.01	7652	26	28	12	1805	32	1287	73	1278	24	5.7	19500	467	7	4.1	89	110	110	247	124	37			
103	44	59	7	9	2	2	9	6	1	6.7	8800	3	1	1	2	2	1	...			
104	63	33	14	23	2	23	21	21	5.1	9200	2	1	1	1	5	7	3	...			
105	57	28	25	25	2	19	19	19	5.3	10100	4	1	1	1	6	...	1	...			
106	64	34	17	21	2	17	17	17	5.2	12000	2	1	1	1	3			
107	61	38	20	19	1	19	19	17	5.2	10000	2	1	1	1	1	2	2	...			
108	46	37	20	14	...	14	12	12	5.2	11300	6	...	4.3	88	1	1	1	2			
109	52	27	10	17	...	11	11	11	5.4	13100	6	2	2	2	1	2			
110	61	54	3	12	...	12	12	12	6.8	14200	5	...	5.0	122	1	1	1	2			
111	60	28	10	19	1	19	14	1	5.5	13800			
112	85	31	17	26	...	26	...	18	5.1	13300	5	...	4.8	129	4	4	4	3	2	2	2			
114#	39	13	39	17	...	12	...	12	5.0	9800	12	...	3.8	70	2	2	2	5	3	1	...			
201	77	35	9	25	1	15	13	1	5.8	14100	9	...	3.7	78	1	1	1	3	4	4	...			
202	62	37	16	21	...	9	12	...	6.3	15300	9	...	3.3	140	5	2	2	2			
203	60	37	13	20	...	11	11	...	6.3	14900	3	1	1	1	1			
204	55	38	11	15	...	11	12	...	6.5	13500	4	...	1	1			
205	32	19	31	11	...	11	11	...	6.4	14900	7	...	4.0	96	6	1	1	1			
206	91	56	10	39	...	9	11	...	5.5	15000	10	...	3.7	126	4			
209	48	21	19	17	...	7	7	...	6.3	17900	7	...	3.9	72	2	2	2	6	2	1	1			
210	94	27	20	33	...	21	25	...	5.7	12900	6	2			
211	80	36	28	23	1	20	20	...	6.3	14700	3	1	1	1	3	...	1	1			
212	37	30	16	14	1	12	12	1	6.3	18600	6	...	4.7	...	1	1	1	5	2	1	1			
213	97	24	30	37	2	28	28	1	5.6	15200	12	...	4.3	98	1	1	1	5	2	2	2			
214	87	31	12	28	...	17	16	...	5.3	15400	2	1	1	1	1	1	1	1			
301	43	44	5	12	...	11	10	...	5.9	16600	2	1	1	1	2	1	1	1			
302	41	37	17	12	1	11	10	1	5.5	14700	3	1	1	1	2	1	1	1			
303	50	36	10	14	1	9	11	1	6.2	14700	1	2			
304	68	9	31	24	...	19	19	...	6.1	18400	2	1			
305	38	45	13	11	...	9	9	...	6.4	20800	1	2			
306	39	46	8	11	...	11	10	...	6.3	24100			
307	22	5	36	11	...	11	9	...	5.2	19300	1	2	2	1	1			
308	98	42	11	31	...	27	28	...	6.0	18400	1	1	1	1			
309	42	45	14	10	...	10	10	...	6.3	16900	3	1	1	1	2			
310	29	38	24	10	1	10	7	1	4.4	10500	1	1	1	1			
311	26	42	15	8	...	8	6	1	5.3	11700	4	2			
312	70	30	11	23	1	19	19	1	5.6	17600	2	2	2	2	2			
314	83	28	16	24	...	24	24	...	5.4	23000	3	3	3	3	1	2	1	1			
401	40	20	40	16	...	14	13	...	5.9	22900	3	3	3	3	1	2	1	1			
402	142	36	10	40	...	40	36	...	6.6	31600	1	...			
403	43	37	5	12	...	12	12	...	6.2	25700			
406	66	38	12	20	...	20	19	...	6.7	31500	1	2	1			
407	9	33	22	7	...	5	2			
412	17	65	...	8	...	8	3	2	2			
413	383	43	10	101	...	97	91	...	6.6	26200			
414	828	100	...	1			
415	53	98	...	2			
417	24	29	8	7	...	7	7	...	6.0	27900			
501	4	1			
502	217	45	3	61	...	61	58	...	6.2	25400	1	3	3	3	4	1	1	1			
503	70	53	...	15	...	15	15	...	7.2	27300	1	1	1			
504	77	39	5	20	...	20	20	...	5.9	24900	1	1	1			
505	17	29	...	6	...	6	6	...	5.2	24000	1	3	1	1	1			
506	225	45	17	53	...	40	39	...	6.2	27200	1	1	1	1			
508	32	44	3	8	...	8	7	...	5.0	20400	1	1	1			
509	62	57	...	13	...	13	13	...	6.5	23000			
601	4	1			
602	18	39	11	5	...	5	4	1	1	1			
603	28	54	...	6	...	6	6	...	5.0	17500	2	1	1	1			
604	53	51	4	12	...	10	10	...	6.8	21100	1			
605	20	20	15	7	...	7	7	...	5.1	18000			
606	32	41	6	9	...	9	8	...	4.8	18600	1			
607	2	1			
608	43	21	23	15	...	14	13	...	6.0	23400	2			
611	19	32	26	6	...	6	6	...	5.0	25600	3			
612	952	1	12	9	...	5	5	...	6.4	...	2	1	1	1	2			
702	16	44	19	6	...	6	6	1	1	1	7	1	1	1			
703	73	12	30	31	...	28	28	...	4.9	20000	3	...	3.4	148	1	1	1	21	5			
704	121	21	20	60	...	8	45	1	1	1	17	6	2	2			
705	26	39	4	6	...	6	4			
706	224	42	6	92	3	44	23	58																

Characteristics of Housing Units and Population, by Blocks: 1970—Con.

Winona

[Data exclude vacant seasonal and vacant migratory housing units. For minimum base for derived figures (percent, average, etc.) and meaning of symbols, see text]

Blocks Within Block Numbering Areas or Census Tracts

Blocks Within Block Numbering Areas or Census Tracts	Percent of total population				Year-round housing units				Occupied housing units														
	Total population	Negro	In group quarters	Under 18 years	62 years and over	Total	Units in—		Owner				Renter				1.01 or more persons per room		With roomers, boarders, or lodgers				
							Locking some or all plumbing facilities	Structures of 10 or more units	Total	Locking some or all plumbing facilities	Average number of rooms	Average value (dollars)	Percent Negro	Total	Locking some or all plumbing facilities	Average number of rooms	Average contract (dollars)	Percent Negro	Total	With all plumbing facilities	One-person households	With female head of family	
107	38	-	-	13	24	27	24	3	21	2	23	22	1.5	36	4	-	18	-	1	
108	18	6	-	33	6	7	7	2	-	1	6	-	3.3	104	1	1	2	1	1	
112	7	-	-	43	29	2	
113	19	-	-	11	47	10	...	8	-	8	1	5.9	9800	2	3	-	-	
114	26	-	-	8	15	10	-	8	-	7	-	5.6	15000	3	2	2	2	-	1	
115	36	-	-	22	28	11	-	9	-	9	-	7.7	17300	2	2	1	2	-	
116	67	-	-	18	12	34	10	5	13	7	-	5.4	...	25	8	2.8	80	2	2	15	2	3	
117	28	-	-	4	32	14	1	5	-	6	-	5.5	...	7	-	3.0	93	1	1	3	-	5	
118	25	-	24	8	20	8	-	1	-	10	7	-	2.7	71	-	-	3	-	3	
119	63	-	-	19	16	27	3	11	-	10	-	8.2	23100	17	3	3.1	101	2	2	10	2	5	
121	85	-	28	47	9	20	-	15	-	13	-	6.5	29400	5	-	3.6	...	-	-	2	-	-	
122	42	-	-	26	21	14	1	11	-	11	-	6.3	21800	3	1	1	4	2	-	
123	71	-	-	37	11	22	-	11	-	13	-	7.0	16000	8	-	4.1	116	1	1	2	2	2	
124	74	-	23	20	8	18	-	8	-	12	-	7.3	28000	6	-	3.5	118	1	1	5	-	1	
125	63	-	-	41	3	14	-	12	-	13	-	8.0	23500	1	-	-	-	-	-	
126	16	-	-	25	31	6	-	4	-	3	3	-	-	1	-	-	
128	24	-	-	25	13	9	-	4	-	5	4	-	-	3	-	1	
129*	25	-	-	24	20	9	-	3	-	4	5	...	3.0	79	-	-	3	-	-	
201	97	-	13	10	5	22	-	7	-	10	-	8.0	27900	12	-	4.3	153	3	3	-	-	11	
202	61	-	-	43	8	20	-	7	-	9	-	8.1	33400	11	-	3.2	146	1	1	7	-	1	
203	29	-	-	45	17	11	-	9	-	8	-	8.3	26400	2	1	1	3	-	-	
204	35	-	-	20	37	14	-	7	-	10	-	6.9	26600	4	-	-	3	-	-	
205	47	-	-	40	17	16	2	10	-	12	-	7.3	28300	7	-	-	-	1	-	
206	47	2	-	32	17	18	-	9	-	10	-	6.0	21400	1	-	4.0	124	-	-	6	-	-	
207	59	-	-	41	19	20	-	11	-	11	-	6.7	19000	9	-	3.4	76	2	2	8	-	-	
208	70	-	-	41	16	20	-	11	-	12	-	7.3	19900	8	-	4.8	107	1	1	2	1	-	
209	64	-	-	50	9	16	-	10	-	11	-	7.5	24900	5	-	4.6	...	2	2	2	4	-	
210	59	-	10	34	12	16	-	12	-	13	-	6.8	18500	2	2	2	1	2	-	
211	11	-	-	9	55	5	-	3	-	3	2	-	-	-	1	-	
212	61	-	-	31	21	18	1	6	-	8	1	8.1	30800	9	-	4.1	114	3	3	2	1	2	
214	280	-	98	1	-	2	
215	73	-	10	22	10	24	1	10	-	10	1	6.1	19900	13	...	3.5	129	4	4	6	2	-	
216	48	-	-	29	13	18	1	12	-	13	-	6.2	18300	4	1	1	3	1	-	
217	65	-	-	40	12	22	-	12	-	14	-	6.6	19700	7	-	3.7	83	-	-	6	-	1	
218	66	-	-	41	12	23	3	14	-	15	1	6.1	15500	7	1	3.3	78	1	1	6	2	-	
219	38	-	-	21	26	14	-	13	-	14	-	6.3	13700	-	-	-	-	1	1	2	3	-	
220	50	-	-	34	18	16	-	14	-	15	-	5.9	13300	1	1	1	3	-	1	
221	71	-	-	34	13	20	1	14	-	13	1	6.4	18000	6	-	4.0	118	3	3	3	2	2	
222	56	-	14	27	14	16	1	9	-	9	1	6.4	11900	7	-	3.6	118	2	2	5	1	1	
223	334	-	99	1	-	1	
302	350	-	100	-	-	1	
303	64	-	-	30	14	19	-	7	-	7	-	6.4	13300	11	...	3.9	105	2	2	-	2	3	
304	54	-	-	15	22	21	-	11	-	13	-	5.8	13300	8	-	3.6	89	-	-	6	-	-	
305	69	-	-	42	12	18	2	14	-	16	1	6.1	13900	2	-	-	2	-	-	
306	50	-	32	18	22	14	-	14	-	14	-	5.2	13000	-	-	-	-	-	-	4	-	-	
307	45	-	-	44	4	10	-	10	-	9	-	6.0	10700	1	2	2	4	-	-	
308	34	-	-	29	12	12	1	7	-	7	-	5.4	9100	5	1	3.4	...	-	-	2	1	1	
309	42	-	12	21	7	10	-	9	-	8	-	5.6	13600	2	1	1	1	-	1	
310	33	-	-	27	3	9	-	3	-	4	5	-	4.4	146	-	-	-	-	-	
311	38	-	-	24	18	12	-	8	-	8	-	5.8	19300	4	1	1	-	1	2	
312	14	-	-	36	21	6	1	6	-	4	1	-	-	2	-	-	
313	37	-	16	22	11	9	-	9	-	8	-	5.0	12200	1	1	1	1	-	-	
314	35	-	-	11	9	12	-	9	-	8	-	5.0	9700	4	1	1	2	-	1	
315	50	-	-	36	18	17	1	15	-	14	1	5.3	11300	3	1	1	4	1	-	
316	47	-	13	28	17	15	4	13	-	11	2	5.3	13100	4	1	1	2	2	-	
317	32	-	-	22	41	12	-	12	-	11	-	5.4	11300	1	1	1	1	1	-	
318	44	-	-	25	27	14	-	14	-	13	-	5.4	12000	1	-	-	1	1	3	
319	32	-	-	22	19	15	-	13	-	13	-	5.2	13500	1	1	1	4	1	-	
320	38	-	-	16	32	18	-	14	-	15	-	5.1	13000	3	1	1	5	1	-	
321	31	-	-	13	52	16	3	13	-	14	3	5.2	11600	2	1	1	6	1	-	
323	50	-	-	34	20	15	-	13	-	12	-	6.3	18800	3	1	1	1	1	1	
401	26	-	-	15	35	13	-	9	-	10	-	6.7	27800	2	-	-	2	2	-	
402	36	-	-	47	11	9	-	7	-	8	-	6.6	19800	-	-	-	-	1	1	2	1	-	
405	2	1	
407	4	2	
409	149	-	-	17	10	69	-	11	58	10	-	5.6	19900	57	-	3.2	129	4	4	16	5	2	
410	39	-	-	18	31	16	-	16	-	15	-	6.0	17300	1	-	-	5	3	-	
411	52	-	-	44	8	14	-	12	-	13	-	5.3	13000	1	2	2	1	-	1	
412	46	-	-	46	7	12	-	12	-	10	-	6.2	20300	2	2	2	2	1	-	
413	54	-	-	43	7	14	2	14	-	13	1	5.6	14900	-	-	-	-	1	1	1	-	-	
414	45	-	2	51	7	11	-	11	-	10	-	6.4	21100	1	1	1	2	-	-	
415	39	-	-	41	8	11	1	9	-	8	-	6.8	25200	2	1	1	1	-	2	
416	43	-	-	26	33	15	-	13	-	14	-	5.0	12200	1	1	1	4	-	-	
417	44	-	-	30	25	15	1	13	-	13	1	5.1	12500	2	-	-	3	2	-	
418	43	-	-	16	16	16	1	14	-	13	1	5.8	11700	3	1	1	4	1	2	
419	59	-	-	27	12	18	-	14	-	13	-	6.1	14200	5	-	4.0	...	2	2	4	1	-	
420	68	-	-	18	27	28	-	27	-	26	-	4.8	17300	1	-	-	4	-	-	
421	43	-	-	47	14	13	-	11	-	9	-	5.7	12300	4	2	2	4	-	2	
422	25	-	-	28	24	10	-	7	-	7	-	5.1	10900	3	-	-	4	-	-	
423	32	-	-	28	25	11	-	11	-	11	-	5.5	8700	-									

Characteristics of Housing Units and Population, by Blocks: 1970—Con.

Winona

[Data exclude vacant seasonal and vacant migratory housing units. For minimum base for derived figures (percent, average, etc.) and meaning of symbols, see text]

Blocks Within Block Numbering Areas or Census Tracts

Blocks Within Block Numbering Areas or Census Tracts	Percent of total population				Year-round housing units				Occupied housing units															
	Total population	Negro	In group quarters	Under 18 years and over	Total	Lacking some or all plumbing facilities	Units in—		Owner				Renter				1.01 or more persons per room		With roomers, boarders, or lodgers					
							One-unit structures	Structures of 10 or more units	Total	Lacking some or all plumbing facilities	Average number of rooms	Average value (dollars)	Percent Negro	Total	Lacking some or all plumbing facilities	Average number of rooms	Average contract rent (dollars)	Percent Negro		Total	With all plumbing facilities			
																						One-person households	With female head of family	
512	41	-	-	22	29	17	1	17	-	16	-	6.2	13800	-	1	-	-	4	4	-	
513	38	-	-	16	29	18	-	17	-	14	-	5.4	13700	-	4	-	-	7	-	-	
514	51	-	-	35	10	17	-	13	-	10	-	6.3	14200	-	7	...	5.3	117	-	-	9	-	-	
515	62	2	-	44	13	19	-	11	-	12	-	-	1	...	3.7	96	-	1	1	-		
516	66	-	-	24	18	24	1	17	-	16	-	6.4	15200	-	8	1	3.9	79	-	-	5	2	-	
517	109	-	-	18	35	54	-	18	33	23	-	6.8	14900	-	36	-	3.4	163	-	1	1	25	2	4
518	98	-	-	39	19	32	-	18	-	18	-	5.7	13600	-	9	-	3.9	89	-	2	2	8	1	1
520	35	-	-	17	31	16	-	12	-	11	-	5.2	11500	-	4	-	-	3	1	2	
521	63	-	-	43	20	17	-	8	-	12	-	6.0	15300	-	5	...	3.8	87	-	2	2	3	-	1
522	26	-	-	31	23	10	-	6	-	9	-	6.2	16000	-	1	-	-	4	1	-	
523	15	-	-	33	7	7	-	7	-	5	-	5.4	16500	-	-	-	-	1	-	-	
524	27	-	-	22	30	11	-	8	-	8	-	5.6	14100	-	3	-	1	1	2	-	-
525	34	-	-	24	15	10	-	8	-	8	-	5.1	13100	-	2	-	2	2	1	-	-
601	112	-	-	35	17	36	-	20	-	23	-	6.1	15600	-	12	-	4.0	120	-	2	2	5	1	-
602	124	-	-	23	10	36	-	21	-	19	-	6.7	18900	-	16	-	5.1	150	-	-	-	3	2	8
603	49	-	-	29	18	20	2	9	-	12	1	5.8	17500	-	3	1	3.8	91	-	-	-	8	-	-
604	22	-	-	55	9	6	-	6	-	3	-	-	3	-	1	1	2	-	-
605	52	-	-	46	21	15	2	13	-	13	1	5.6	12500	-	2	-	3	2	3	-	-
607	38	-	-	13	21	16	-	12	-	12	-	6.8	20000	-	3	-	-	1	1	-	-
608	76	-	-	45	12	21	-	19	-	15	-	6.5	18800	-	5	-	4.8	101	-	2	2	3	2	-
609	80	-	-	38	15	25	1	18	-	15	1	6.3	19500	-	9	-	4.2	92	-	1	1	2	4	2
610	62	5	-	32	21	26	2	6	-	9	-	5.3	...	-	14	2	3.8	79	-	2	1	4	2	1
611	42	-	-	33	24	16	2	12	-	10	-	5.5	13100	-	5	2	5.4	...	-	1	1	5	1	1
612	76	-	-	22	16	30	1	7	-	12	-	5.9	16800	-	17	1	3.9	106	-	1	1	8	3	2
613	58	-	-	40	9	19	1	10	-	13	1	6.0	15100	-	6	-	4.0	87	-	-	-	5	1	1
614	120	-	-	41	8	38	2	24	-	22	2	6.2	14400	-	14	-	4.1	102	-	5	5	6	5	1
615	84	-	-	30	23	33	6	29	-	26	4	5.8	10100	-	5	1	3.8	55	-	1	1	5	5	-
616	93	-	-	24	26	43	19	22	16	21	3	5.7	11300	-	19	15	2.0	47	-	4	1	16	1	-
617	111	-	-	31	17	37	-	32	-	32	1	5.6	14000	-	4	-	2	2	6	2	-
618	53	-	-	38	21	17	-	17	-	16	-	5.8	13200	-	1	-	2	2	4	1	1
619	57	-	-	30	18	20	1	18	-	16	1	5.7	11800	-	4	-	-	4	4	1	1
620	60	-	-	23	22	26	5	26	-	19	1	5.1	8300	-	5	3	4.8	...	-	2	2	1	1	1
621	52	-	-	31	10	15	-	15	-	14	-	5.1	10000	-	1	-	2	2	1	1	1
622	60	-	-	20	13	23	3	11	-	11	2	5.4	10500	-	12	1	3.9	75	-	1	1	6	2	1
623	128	-	-	38	10	40	5	30	-	30	2	5.5	10500	-	9	2	3.7	58	-	4	4	6	4	-
624	76	-	-	38	20	26	1	23	-	18	1	5.4	9200	-	8	-	4.5	86	-	3	3	6	1	1
9501.03	5717	-	4	24	24	2388	287	1048	399	1102	31	5.9	15800	-	1201	238	3.0	78	-	100	87	854	146	104
101	3	-	-	1	-	...	-	...	-	-	2	-	5	3	-
106	29	-	-	10	45	15	-	15	-	13	-	4.8	9700	-	1	-	2	2	3	-	-
107	51	-	-	43	8	15	-	9	-	11	-	6.5	10700	-	11	-	-	-	-	4	1	-
108	35	-	-	9	34	16	-	6	-	5	-	5.2	...	-	11	-	4.2	70	-	-	-	3	3	-
109	31	-	-	16	36	13	2	7	-	7	1	6.0	10200	-	5	1	3.0	...	-	-	-	3	3	-
110#	30	-	-	40	10	11	6	3	-	5	-	6.4	...	-	6	6	1.7	37	-	2	2	6	-	-
111	47	-	-	21	17	22	7	6	-	10	-	6.0	13800	-	11	6	2.5	60	-	-	-	9	2	-
113	55	-	-	15	29	27	3	9	-	13	1	5.5	10900	-	13	1	3.8	71	-	-	-	9	2	1
114	40	-	-	40	15	17	-	10	-	12	-	5.4	9400	-	3	-	1	1	6	1	-
115	44	-	-	30	27	17	-	11	-	13	-	5.7	14900	-	4	-	1	1	6	1	1
116#	57	-	-	26	23	22	1	10	-	15	-	6.1	14400	-	5	-	4.2	110	-	1	1	1	-	-
117	38	-	-	29	26	19	1	9	-	8	1	5.8	13500	-	10	-	3.3	91	-	-	-	9	1	-
118#	57	-	-	30	23	21	-	14	-	14	-	6.4	16500	-	5	-	3.8	84	-	2	2	4	2	2
119#	32	-	-	9	25	19	7	5	-	5	-	4.6	...	-	14	7	3.0	53	-	-	-	12	-	-
120	59	-	-	29	25	24	-	13	-	13	-	6.0	16700	-	11	-	3.1	75	-	2	2	11	4	-
121	51	-	-	22	16	21	-	12	-	14	-	6.0	11000	-	7	-	3.1	75	-	-	-	6	-	-
122	61	-	-	20	33	27	2	10	-	13	-	5.4	11000	-	14	2	3.1	81	-	1	-	11	1	2
201#	43	-	-	28	19	18	3	13	-	11	-	5.3	11300	-	7	3	3.3	38	-	1	-	6	2	-
202	62	-	-	11	19	28	-	9	-	10	-	5.1	13600	-	18	-	3.0	103	-	-	-	5	1	4
203	33	-	-	33	24	15	-	10	-	10	-	5.2	13000	-	4	-	-	-	8	-	-
204	23	-	-	39	4	7	-	6	-	4	-	-	3	-	1	1	2	-	-
205#	75	-	-	9	20	18	4	9	-	9	-	7.0	18000	-	9	4	2.4	75	-	-	-	7	2	1
206	57	-	-	26	14	20	-	9	-	16	-	6.0	13600	-	4	-	-	-	3	4	-
207	63	-	-	30	16	22	-	9	-	14	-	5.6	16100	-	8	-	3.9	96	-	2	-	5	1	-
208	46	-	-	24	28	19	4	12	-	14	-	5.4	13400	-	5	4	2.2	57	-	-	-	7	1	-
209	61	-	-	28	10	21	1	13	-	15	1	5.4	9800	-	5	-	4.4	86	-	1	1	3	1	-
210	49	-	-	25	35	19	3	19	-	15	3	5.3	9200	-	4	-	-	-	3	4	-
211#	46	-	-	20	17	21	-	15	-	15	-	5.2	11400	-	6	-	3.0	58	-	1	1	10	-	-
212	48	-	-	23	40	22	2	15	-	15	-	5.1	11300	-	6	-	3.3	65	-	1	1	6	-	2
213	46	-	-	39	22	16	-	14	-	11	-	5.5	13900	-	3	-	2	2	2	1	1
214	65	-	-	32	19	24	1	11	-	13	1	5.8	14300	-	11	-	3.5	85	-	1	1	5	1	-
215	48	-	-	15	25	26	3	12	-	12	-	5.2	12800	-	10	3	2.1	70	-	1	1	10	-	1
216	60	-	-	27	15	23	2	11	-	12	-	6.0	15300	-	10	2	3.0	93	-	2	2	4	2	-
217	41	-	-	32	7	14	-	14	-	11	-	5.6	16500	-	3	-	1	1	4	-	-
218	41	-	-	29	24	15	-	13	-	14	-	5.4	15100	-	1	-	-	-	2	2	-
219	58	-	-	31	12	17	-	15	-	14	-	6.4	14300	-	3	-	-	-	4	-	-</

Characteristics of Housing Units and Population, by Blocks: 1970—Con.

Winona

[Data exclude vacant seasonal and vacant migratory housing units. For minimum base for derived figures (percent, average, etc.) and meaning of symbols, see text]

Blocks Within Block Numbering Areas or Census Tracts

Blocks Within Block Numbering Areas or Census Tracts	Percent of total population				Year-round housing units					Occupied housing units														
	Total population	Negro	In group quarters	Under 18 years	62 years and over	Total	Units in—		Owner			Renter			1.01 or more persons per room		With all plumbing facilities	One-person households	With female head of family	With roomers, boarders, or lodgers				
							Lacking some or all plumbing facilities	Structures of 10 or more units	Total	Lacking some or all plumbing facilities	Average number of rooms	Average value (dollars)	Percent Negro	Total	Lacking some or all plumbing facilities	Average number of rooms					Average contract rent (dollars)	Percent Negro	Total	With all plumbing facilities
316	52	-	-	37	17	16	2	15	-	13	1	5.6	13700	-	3	-	1	1	4	1	1
317	37	-	-	24	41	16	-	14	-	13	-	5.5	15500	-	2	-	1	1	3	-	-
318#	42	-	-	19	7	16	-	7	-	9	-	6.0	19500	-	7	-	3.0	118	-	1	1	3	-	4
320	16	-	-	19	56	8	1	8	-	7	1	5.0	9100	-	1	-	-	-	3	-	-
321	2	-	-	-	-	1	-	-	-	-	-	-	-	-	-	-	-	-	-	-	-	-	-	-
322#	157	-	-	29	17	54	2	39	-	40	2	5.7	12200	-	14	-	4.1	78	-	2	2	-	4	-
323#	78	-	-	32	4	26	3	13	-	13	-	5.6	13900	-	13	3	2.3	74	-	2	2	9	1	2
324	79	-	-	37	8	27	7	11	-	12	-	5.1	11000	-	15	7	3.2	79	-	3	3	9	1	2
325#	46	-	-	11	26	24	4	12	-	11	1	6.9	18900	-	12	3	3.7	78	-	-	-	9	2	1
402	85	-	-	8	18	27	5	15	-	12	1	6.6	20900	-	15	4	3.6	89	-	2	2	8	-	3
403	97	-	-	26	8	34	4	16	12	17	-	6.6	15000	-	16	4	2.4	83	-	3	3	9	5	1
404	90	2	-	36	8	23	1	10	-	13	-	6.2	13300	8	10	1	4.2	90	-	3	3	1	1	1
405	175	-	-	29	16	66	4	31	-	36	-	6.2	13100	-	28	4	3.3	80	-	2	2	15	1	4
406	189	-	-	9	27	63	2	31	-	40	-	6.0	14000	-	21	1	4.0	97	-	5	5	13	6	4
407	61	-	-	21	26	29	1	10	-	15	-	5.9	19400	-	13	1	3.4	90	-	1	1	13	5	5
408	73	1	32	16	27	20	-	3	-	6	-	6.5	...	-	14	-	3.3	86	-	1	1	10	3	-
410	17	-	-	35	24	8	-	6	-	6	-	7.2	...	-	1	-	-	1	-	3	3	-
411	70	-	-	7	16	47	12	9	17	10	1	5.9	21300	-	34	11	2.1	69	-	4	4	23	2	5
412	12	-	-	58	17	1	-	-	-	-	-	-	-	-	-	-	-	-	-	-	-	-	-	-
413	23	9	-	4	61	11	1	7	-	6	-	5.7	15500	-	4	-	-	-	-	-	-	2	1	-
414	222	1	47	19	56	34	1	22	-	20	1	6.9	18100	-	14	-	4.4	95	-	3	3	2	4	5
415	61	-	-	16	38	10	1	10	4	8	-	7.8	34100	-	6	1	5.7	104	-	1	1	5	1	-
417#	25	-	-	36	16	10	1	3	-	3	-	-	-	-	6	-	3.5	151	-	1	1	2	-	1
418	89	-	-	8	16	26	3	10	1	15	1	6.5	28400	-	22	4	3.2	126	-	2	2	14	2	2
419	48	-	-	23	13	20	3	9	-	9	-	6.2	19000	-	9	3	3.2	94	-	1	-	4	1	4
420	62	-	-	24	19	27	6	7	4	8	1	6.6	25500	-	19	5	3.2	82	-	3	3	12	3	2
421#	33	-	-	27	27	12	1	8	-	7	-	7.0	25000	-	5	1	4.4	73	-	3	-	2	3	-
501	2	-	-	-	-	1	-	-	-	-	-	-	-	-	-	-	-	-	-	-	-	-	-	-
504	56	-	-	9	48	43	3	3	21	3	-	-	-	-	35	3	2.9	89	-	1	1	24	2	2
505	66	-	-	6	23	33	-	4	-	9	-	6.0	...	-	22	-	3.6	105	-	-	-	13	3	-
506	82	-	-	35	13	32	9	14	10	14	-	7.4	21000	-	17	9	2.2	63	-	-	-	14	-	2
507	39	-	-	46	3	10	1	7	1	7	-	6.9	21900	-	3	-	-	-	-	-	-	2	1	-
508	21	-	-	38	19	7	1	5	-	4	-	-	-	-	1	-	-	-	-	-	-	1	-	-
509#	73	-	-	3	26	21	1	9	-	13	-	6.2	21500	-	14	1	3.6	101	-	1	1	7	2	1
510#	54	-	-	2	46	40	14	8	10	10	-	6.5	16300	-	29	14	1.9	60	-	1	1	28	-	1
511	170	-	-	1	2	89	8	6	128	8	-	5.8	16500	-	134	8	2.6	50	-	-	-	120	4	2
513	8	-	-	-	13	9	7	1	-	-	-	-	-	-	8	6	1.0	43	-	-	-	8	-	-
514	4	-	-	-	-	4	-	-	-	-	-	-	-	-	-	-	-	-	-	-	-	-	-	-
516	77	-	-	21	20	38	7	10	-	12	-	5.2	...	-	22	5	2.5	69	-	3	3	12	1	7
517#	11	-	-	-	55	11	4	-	11	-	-	-	-	-	11	4	1.1	79	-	-	-	11	-	-
518#	26	-	-	-	39	18	5	4	8	2	-	-	-	-	16	5	2.8	57	-	-	-	11	1	-
519	2	-	-	-	-	3	-	-	-	-	-	-	-	-	-	-	-	-	-	-	-	-	-	-
520	4	-	-	-	-	2	-	-	-	-	-	-	-	-	-	-	-	-	-	-	-	-	-	-
521	9	-	-	11	33	8	2	1	-	-	-	-	-	-	7	2	4.4	68	-	-	-	5	2	-
522#	86	-	-	12	22	60	34	3	22	3	-	-	-	-	55	34	2.1	56	-	-	-	40	6	2
523	50	-	-	22	10	27	-	3	7	3	-	-	-	-	22	-	3.1	58	-	1	1	13	2	-
524	79	-	-	17	23	42	17	4	15	6	-	7.2	...	-	35	17	2.5	51	-	2	2	25	1	1
601	35	-	-	9	11	14	16	-	5	-	-	4.0	...	-	9	-	4.0	82	-	-	-	7	1	-
602	10	-	-	-	20	4	-	-	-	-	-	-	-	-	-	-	-	-	-	-	-	-	-	-
603	11	-	-	36	9	3	-	-	-	-	-	-	-	-	-	-	-	-	-	-	-	-	-	-
604	27	-	-	37	7	12	2	2	-	-	-	-	-	-	11	2	3.5	50	-	1	-	3	2	-
606	34	-	-	-	18	26	14	1	22	1	-	-	-	-	22	11	2.1	57	-	-	-	15	-	5
607	18	-	-	28	17	10	1	1	-	1	-	-	-	-	9	1	2.3	56	-	-	-	6	-	2
608	7	-	-	-	-	4	-	-	-	-	-	-	-	-	-	-	-	-	-	-	-	-	-	-
609#	19	-	-	-	63	16	14	1	15	-	-	-	-	-	16	14	1.9	26	-	-	-	15	-	-
611	4	-	-	-	-	2	-	-	-	-	-	-	-	-	-	-	-	-	-	-	-	-	-	-
612	5	-	-	-	20	5	1	3	-	1	-	-	-	-	2	-	-	-	-	-	-	-	-	-
9501.04	5740	-	-	4	29	1924	144	1589	56	1501	111	5.2	11900	-	350	20	4.1	93	-	127	119	320	163	50
101	23	-	-	30	35	10	2	8	-	7	1	5.1	9100	-	2	-	-	-	-	1	1	4	2	-
103	20	-	-	15	15	9	1	7	-	6	-	5.0	9200	-	2	-	-	-	-	-	-	1	1	-
104	58	-	-	26	28	24	4	21	-	18	1	5.3	10000	-	4	-	-	-	-	3	2	4	-	-
105	52	-	-	23	29	15	1	15	-	15	1	5.1	9600	-	-	-	-	-	-	1	1	4	1	-
106	25	-	-	16	32	8	1	8	-	8	1	5.4	12800	-	-	-	-	-	-	-	-	3	1	-
108	37	-	-	35	16	13	-	13	-	11	-	4.7	12300	-	-	-	-	-	-	-	-	2	-	-
109	40	-	-	28	28	14	1	13	-	14	1	4.1	7600	-	-	-	-	-	-	2	2	3	-	-
110	25	-	-	-	44	13	9	13	-	11	9	2.9	4200	-	2	-	-	-	-	2	-	4	-	-
111	8	-	-	38	-	2	-	-	-	-	-	-	-	-	-	-	-	-	-	-	-	-	-	-
112	40	-	-	43	20	12	1	12	-	11	-	4.4	9600	-	1	-	-	-	-	2	2	2	-	-
113	43	-	-	40	7	13	1	13	-	12	1	4.6	12400	-	-	-	-	-	-	2	2	2	-	-
114	32	-	-	16	31	12	-	10	-	11	-	4.8	12400	-	1	-	-	-	-	-	-	1	1	-
115	48	-	-	10	40	12	-	11	-	12	-	4.8	11300	-	-	-	-	-	-	1	1	1	1	-
116	39	-	-	21	15	13	1	13	-	11	1	4.9	11700	-	1	-	-	-	-	-	-	2	2	1
117	57	-	-	18	37	15	1	14	-	13	1	5.0	9300	-	2	-	-	-	-	1	1	4	1	-
118	41	-	-	34	17	15	1	15	-	12	1	4.8	8900	-	3	-	-	-	-					

Characteristics of Housing Units and Population, by Blocks: 1970—Con.

Winona

[Data exclude vacant seasonal and vacant migratory housing units. For minimum base for derived figures (percent, average, etc.) and meaning of symbols, see text]

Blocks Within Block Numbering Areas or Census Tracts	Percent of total population				Year-round housing units				Occupied housing units															
	Total population	Negro	In group quarters	Under 18 years and over	Total	Lacking some or all plumbing facilities	Units in—		Owner			Renter				1.01 or more persons per room		With rooms, boarders, or lodgers						
							One-unit structures	Structures of 10 or more units	Total	Lacking some or all plumbing facilities	Average number of rooms	Average value (dollars)	Percent Negro	Total	Lacking some or all plumbing facilities	Average number of rooms	Average contract rent (dollars)	Percent Negro	Total	With all plumbing facilities	One-person households	With female head of family		
215	70	-	-	40	9	24	1	18	-	16	1	5.4	9400	-	6	-	4.2	78	-	-	-	4	-	
216	26	-	-	39	19	7	-	6	-	6	-	5.0	9200	-	1	-	-	-	-	2	2	-	1	-
217	55	2	-	15	13	15	-	15	-	14	-	4.9	7600	-	1	-	-	-	-	2	2	-	3	-
218#	104	-	-	30	14	31	2	26	-	26	1	5.1	13800	-	5	1	4.2	79	-	3	3	5	2	1
220	62	-	-	40	8	16	2	14	-	14	2	4.6	15000	-	2	-	-	-	-	3	3	2	-	1
221	19	-	-	16	21	10	1	-	1	10	1	3.4	-	-	-	-	-	-	-	-	4	-	-	-
222	106	-	-	36	7	34	3	21	-	22	2	5.5	17300	-	10	1	3.7	108	-	4	4	2	1	3
301	14	-	-	21	7	6	-	6	-	4	-	-	-	-	2	-	-	-	-	-	1	-	-	-
303	6	-	100	-	-	-	-	-	-	-	-	-	-	-	-	-	-	-	-	-	-	-	-	-
304	174	-	-	39	7	49	1	49	-	44	-	6.0	27600	-	1	-	-	-	-	3	3	4	1	-
305	25	-	-	28	12	8	-	8	-	8	-	5.6	28800	-	-	-	-	-	-	-	-	-	-	-
306	16	-	-	44	6	4	-	-	-	-	-	-	-	-	-	-	-	-	-	-	-	-	-	-
307	17	-	-	24	-	6	-	6	-	6	-	5.5	27500	-	-	-	-	-	-	-	-	-	-	-
308	14	-	-	50	14	3	-	-	-	-	-	-	-	-	-	-	-	-	-	-	-	-	-	-
309	17	-	-	18	18	5	-	5	-	5	-	6.6	26300	-	-	-	-	-	-	-	-	-	-	-
310	31	-	-	39	23	10	3	10	-	9	3	5.1	10800	-	1	-	-	-	-	1	1	2	-	-
311	38	-	-	29	3	12	-	6	-	7	-	6.6	-	-	4	-	-	-	-	-	-	-	1	1
312	77	-	-	29	10	23	1	21	-	20	1	6.6	21600	-	3	-	-	-	-	1	1	3	-	1
314	118	-	-	14	-	56	-	1	55	-	-	-	-	-	49	-	3.3	163	-	3	3	10	1	12
315	96	-	100	-	90	-	-	-	-	-	-	-	-	-	-	-	-	-	-	-	-	-	-	-
319	17	-	-	18	47	8	1	8	-	7	1	5.4	18400	-	-	-	-	-	-	1	1	2	-	-
320	37	-	-	51	16	11	3	11	-	9	3	5.2	6500	-	2	-	-	-	-	-	2	2	1	-
321	37	-	-	30	19	14	2	12	-	11	1	5.2	13400	-	2	-	-	-	-	-	3	3	1	-
322	36	-	-	25	31	14	-	11	-	12	-	4.9	15000	-	2	-	-	-	-	1	1	3	-	2
323	166	-	-	33	13	54	2	47	-	43	1	5.1	17800	-	8	1	4.1	67	-	4	4	5	7	-
401	51	-	-	33	20	18	-	14	-	13	-	5.5	11700	-	4	-	-	-	-	1	1	4	2	1
402	32	-	-	31	31	11	1	11	-	10	1	4.8	12700	-	1	-	-	-	-	1	1	3	-	-
403	51	-	-	31	24	16	1	12	-	11	1	5.5	10200	-	4	-	-	-	-	2	2	2	2	-
404	24	-	-	29	8	8	1	6	-	7	1	4.9	10800	-	1	-	-	-	-	1	1	2	1	-
405	53	-	-	43	9	15	-	13	-	12	-	5.9	11300	-	2	-	-	-	-	2	2	1	1	2
406	39	-	-	23	39	16	4	14	-	14	4	5.5	10100	-	2	-	-	-	-	1	1	4	2	-
407	63	-	-	30	22	20	1	18	-	13	1	5.6	12100	-	7	-	5.0	101	-	1	1	3	2	1
408	52	-	-	29	12	19	-	16	-	17	-	5.0	12700	-	2	-	-	-	-	1	1	3	1	1
409	39	-	-	18	26	17	3	15	-	14	2	4.9	9500	-	2	-	-	-	-	-	5	5	1	1
410	64	-	-	41	8	18	1	18	-	16	1	5.0	12800	-	1	-	-	-	-	2	1	2	-	-
411	40	-	-	28	25	15	3	14	-	15	3	5.0	11400	-	-	-	-	-	-	1	1	3	2	-
412	60	-	-	22	8	21	1	17	-	18	1	5.1	10900	-	3	-	-	-	-	2	2	4	1	1
413	30	-	-	10	23	14	-	13	-	11	-	4.8	7800	-	2	-	-	-	-	1	1	3	1	-
414	60	-	-	35	18	18	-	18	-	17	-	5.3	13700	-	1	-	-	-	-	3	3	2	2	-
415	47	-	-	32	28	17	-	17	-	16	-	4.9	9200	-	-	-	-	-	-	3	3	3	-	-
416	40	-	-	30	13	13	1	10	-	11	1	5.8	12300	-	2	-	-	-	-	-	3	-	-	-
417	48	-	-	21	15	16	2	16	-	16	2	5.1	9600	-	-	-	-	-	-	-	3	3	2	-
418	34	-	-	9	35	15	-	15	-	12	-	5.3	11500	-	2	-	-	-	-	-	-	2	-	-
419	53	-	-	26	25	20	2	16	-	15	2	5.3	12100	-	4	-	-	-	-	4	4	3	2	2
420	42	-	-	41	21	15	-	13	-	11	-	5.4	10700	-	3	-	-	-	-	1	1	1	4	-
421	36	-	-	11	33	17	1	16	-	15	1	4.7	9800	-	1	-	-	-	-	1	1	1	1	1
422	52	-	-	25	10	17	-	15	-	14	-	5.4	10700	-	3	-	-	-	-	1	1	1	2	1
423	47	-	-	32	19	15	1	13	-	12	1	5.7	10000	-	3	-	-	-	-	1	1	1	1	1
424	52	-	-	21	21	21	1	17	-	18	-	5.2	10100	-	3	-	-	-	-	-	-	5	2	4
426	50	-	8	20	30	20	4	19	-	16	1	5.5	9900	-	-	-	-	-	-	-	-	2	4	-
501	50	-	16	26	24	18	3	18	-	15	3	4.8	8700	-	2	-	-	-	-	2	2	7	1	-
502	51	-	4	37	18	13	1	8	-	12	1	6.2	13200	-	1	-	-	-	-	1	1	2	-	1
503	30	-	-	13	50	13	-	11	-	12	-	5.7	13900	-	-	-	-	-	-	-	3	3	3	-
504	48	-	-	44	23	13	-	13	-	11	-	6.3	12900	-	2	-	-	-	-	2	2	1	2	1
505	68	-	-	38	9	23	1	17	-	16	-	5.3	11400	-	5	1	4.0	-	-	2	2	5	1	1
506	63	-	-	35	10	19	3	13	-	16	3	6.1	12400	-	3	-	-	-	-	3	3	2	2	1
507	63	-	-	43	22	21	-	16	-	19	-	5.5	10000	-	2	-	-	-	-	1	1	7	3	-
508	47	-	-	28	15	14	-	12	-	11	-	6.9	14700	-	3	-	-	-	-	-	-	3	-	2
509	43	-	-	23	30	17	-	13	-	12	-	5.7	17100	-	5	-	4.8	-	-	-	-	3	-	-
510	58	-	-	43	14	19	1	11	-	10	-	6.1	14000	-	8	1	4.1	85	-	-	-	4	-	-
511	45	-	-	29	24	14	1	14	-	13	1	5.2	9900	-	1	-	-	-	-	1	1	1	1	-
512	74	-	4	37	16	21	2	16	-	15	2	5.6	11800	-	6	-	3.8	81	-	2	2	-	6	-
513	37	-	-	32	22	14	-	9	-	9	-	6.1	14200	-	4	-	-	-	-	1	1	3	3	-
514	58	-	2	31	16	19	2	17	-	17	2	5.5	10400	-	-	-	-	-	-	3	3	2	3	-
515	57	-	4	30	23	17	1	17	-	16	1	5.7	9100	-	1	-	-	-	-	-	-	3	2	1
516	37	-	5	14	27	16	1	15	-	15	1	5.7	12600	-	1	-	-	-	-	-	-	5	1	-
517#	58	-	9	41	14	17	1	15	-	11	1	4.8	8300	-	6	-	5.0	73	-	3	3	6	2	1
519	16	-	69	-	25	1	-	-	-	-	-	-	-	-	-	-	-	-	-	-	-	-	-	-
520	66	2	-	33	12	22	-	8	-	11	-	5.3	11700	-	10	-	4.0	96	10	2	2	4	2	1
521	49	-	-	31	29	15	-	13	-	14	-	5.9	17800	-	1	-	-	-	-	1	1	1	2	1
601#	54	-	-	32	26	18	-	10	-	13	-	5.7	11500	-	5	-	3.4	91	-	1	1	5	-	-
602	55	-	-	42	11	22	1	12	-	8	-	4.9	12000	-	11	-	5.0	71	-	1	1	4	6	1
603	50	-	-	16	24	20	3	13	-	15	2	5.2	11400	-	4	-	-	-	-	-	1	1	3	1
604	52	-	-	27	37	21	3	14	-	17	2	5.1	9200	-	4	-	-	-	-	1	1	7	3	-
605#	76	-	-	37	17																			

Characteristics of Housing Units and Population, by Blocks: 1970—Con.

Winona

[Data exclude vacant seasonal and vacant migratory housing units. For minimum base for derived figures (percent, average, etc.) and meaning of symbols, see text]

Blocks Within Block Numbering Areas or Census Tracts

Total population	Percent of total population				Year-round housing units		Occupied housing units																		
	Negro	In group quarters	Under 18 years	62 years and over	Total	Lacking some or all plumbing facilities	Units in—		Owner				Renter				1.01 or more persons per room		With roomers, boarders, or lodgers						
							One-unit structures	Structures of 10 or more units	Total	Lacking some or all plumbing facilities	Average number of rooms	Average value (dollars)	Percent Negro	Total	Lacking some or all plumbing facilities	Average number of rooms	Average contract rent (dollars)	Percent Negro		Total	With all plumbing facilities	One-person households	With female head of family		
621 -----	55	-	-	22	18	20	2	20	-	16	2	4.5	7000	-	3	-	1	1	1	-	-
623 -----	6	-	-	-	17	3	-	-



OFFICIAL BUSINESS

PUBLICATION AND SUMMARY COMPUTER TAPE PROGRAM

More detailed descriptions of this program appear in other final reports of the 1970 census, and in a statement which can be obtained free of charge from the Bureau of the Census or any U.S. Department of Commerce Field Office. Series marked with an asterisk (*) consist of separate reports for each State, the District of Columbia, and (generally) Puerto Rico and other outlying areas, as well as a national summary report. The HC(1)-A and B reports will also be issued in a set of clothbound State books each containing the two reports for the particular State, and designated as Housing Volume I; similarly, the PC(1)-A, B, C, and D reports will also be issued in a set of clothbound State books designated as Population Volume I. Series marked with a dagger (†) are based on sample surveys conducted separately from and after the main data-collection process.

Housing Census Reports

Series HC(1)-A* GENERAL HOUSING CHARACTERISTICS

Data on the housing subjects collected on a 100-percent basis are presented for States (by urban and rural residence), standard metropolitan statistical areas (SMSA's), urbanized areas, places of 1,000 inhabitants or more, and counties.

Series HC(1)-B* DETAILED HOUSING CHARACTERISTICS

Statistics will be presented on a more detailed basis for the subjects included in the series HC(1)-A reports as well as subjects collected on a sample basis. Data will be presented for States (by urban, rural-nonfarm, and rural farm residence), SMSA's, urbanized areas, places of 2,500 inhabitants or more, and counties.

Series HC(2) METROPOLITAN HOUSING CHARACTERISTICS

These reports cover most of the 1970 housing subjects in considerable detail and cross-classification. There will be one report for each SMSA, presenting data for the SMSA, its central cities, and places of 50,000 inhabitants or more, as well as a national summary report.

Series HC(3) BLOCK STATISTICS

One report is being issued for each urbanized area showing data for individual blocks on selected housing and population subjects. The series also includes reports for the communities outside urbanized areas which have contracted with the Census Bureau to provide block statistics from the 1970 census.

Series HC(4)† COMPONENTS OF INVENTORY CHANGE

Each report will contain data on 1960 to 1970 changes in the housing inventory as well as 1960 and 1970 characteristics for units that have not changed. Statistics will be shown for 15 selected SMSA's and for the United States and regions.

Series HC(5)† RESIDENTIAL FINANCE

Data on financing and characteristics of homeowner properties and rental and vacant properties will be shown for the United States and regions.

Series HC(6) ESTIMATES OF SUBSTANDARD HOUSING

This series will consist of a single report presenting counts of "substandard" housing units for counties and cities, based on the number of units lacking plumbing facilities combined with estimates of units with all plumbing facilities but in "dilapidated" condition.

Series HC(7) SUBJECT REPORTS

Each report in this series will concentrate on a particular subject such as housing characteristics by household composition, housing of minority groups and senior citizens, etc. Data will generally be provided on a national level; in some reports, data for States or SMSA's may also be shown.

Population Census Reports

Series PC(1)-A* NUMBER OF INHABITANTS

Final official population counts are presented for States, counties by urban and rural residence, SMSA's, urbanized areas, county subdivisions, all incorporated places and unincorporated places of 1,000 inhabitants or more.

Series PC(1)-B* GENERAL POPULATION CHARACTERISTICS

Data on the population subjects collected on a 100-percent basis are presented for States, counties by urban and rural residence, SMSA's, urbanized areas, county subdivisions, and places of 1,000 inhabitants or more.

Series PC(1)-C* GENERAL SOCIAL AND ECONOMIC CHARACTERISTICS

Data on the population subjects collected on a sample basis will be shown for States (by urban, rural nonfarm, and rural-farm residence), counties, SMSA's, urbanized areas, and places of 2,500 inhabitants or more.

Series PC(1)-D* DETAILED CHARACTERISTICS

These reports cover most of the subjects in Series PC(1)-C, presented in detail and cross-classified by age, race, and other characteristics. Data are shown for States (by urban, rural-nonfarm, and rural farm residence), SMSA's, and large cities.

Series PC(2) SUBJECT REPORTS

Each report will concentrate on a particular subject, such as national origin and race, fertility, families, etc. Data will generally be provided on a national and regional level; in some reports, data for States or SMSA's will also be shown.

Joint Population - Housing Reports

Series PHC(1) CENSUS TRACTS

This series will contain one report for each SMSA, showing data by census tracts for most of the population and housing subjects included in the census.

Series PHC(2)* GENERAL DEMOGRAPHIC TRENDS FOR METROPOLITAN AREAS

This series presents comparative 1960 and 1970 statistics for population counts and selected 100-percent population and housing subjects for SMSA's and their central cities and constituent counties.

Series PHC(3)† EMPLOYMENT PROFILES OF SELECTED LOW-INCOME AREAS

Each report will contain data on selected social and economic characteristics of the residents of particular low-income areas in 54 cities and seven rural poverty areas.

Computer Summary Tapes

Six tabulation counts are being made available which provide much greater population and housing subject and geographic detail than in the printed reports. These data will generally be available on magnetic computer tape, printouts, and microfilm at the cost of preparing the copy.

First Count—Approximately 400 cells of data on the subjects collected on a 100-percent basis for each of about 250,000 enumeration districts.

Second Count—Approximately 3,500 cells of 100-percent data for about 35,000 census tracts and 35,000 county subdivisions.

Third Count—Approximately 250 cells of 100-percent data for about 1,500,000 blocks.

Fourth Count—Approximately 13,000 cells of data on the subjects collected on a sample basis for each tract and county subdivision; also about 30,000 cells of data for each county.

Fifth Count—Contains about 800 cells of data for 5-digit ZIP code areas in SMSA's and 3-digit ZIP code areas outside SMSA's.

Sixth Count—Approximately 260,000 cells of data containing detailed tabulations and cross-classifications for States, SMSA's, and large cities.

A UNITED STATES
DEPARTMENT OF
COMMERCE
PUBLICATION



Block Statistics

BILOXI-GULFPORT, MISS. URBANIZED AREA

HC(3)-132

A stylized graphic illustration on a dark background. On the left, a cluster of tall, rectangular buildings of varying heights and widths, representing a city skyline. Below and to the right of the skyline, a collection of various house shapes, including gabled roofs, dormers, and mobile homes, arranged in a loose, scattered pattern. The text "1970 CENSUS OF HOUSING" is centered in the middle of the illustration.

1970 CENSUS OF HOUSING

U.S. DEPARTMENT
OF COMMERCE
BUREAU OF
THE CENSUS

U.S. DEPARTMENT OF COMMERCE

Maurice H. Stans, Secretary
James T. Lynn, Under Secretary
Harold C. Passer, Assistant Secretary for Economic Affairs

BUREAU OF THE CENSUS

George Hay Brown, Director
Conrad Taeuber, Associate Director
David L. Kaplan, 1970 Census Coordinator

HOUSING DIVISION

Arthur F. Young, Chief

ACKNOWLEDGMENTS—Many persons participated in the various activities of the 1970 census. Primary direction of the program was performed by **Conrad Taeuber**, Associate Director for Demographic Fields, assisted by **David L. Kaplan**, 1970 Census Coordinator, and in conjunction with **Joseph F. Daly**, Associate Director for Research and Development, **William I. Merkin**, Associate Director for Administration, **John W. H. Spencer**, Associate Director for Data Systems, and **Edwin D. Goldfield**, Assistant Director for Program Development.

This report was planned and written in the Housing Division under the supervision of **Arthur F. Young**, Chief, by **Aaron Josowitz**, Assistant Chief, **Nathan Krevor**, Chief, Coordination and Research Branch, and **Paul F. Coe**.

The Statistical Methods Division was largely responsible for developing new procedures to obtain a more accurate count of housing units. This work was supervised by **Joseph Waksberg**, Division Chief, **Morton Bolsen** and **Walter M. Perkins**, Assistant Division Chiefs, and **Barnett Denton** and **Charles D. Jones**.

Geographic plans and procedures were developed in the Geography Division under the supervision of **William T. Fay**, Chief, and **Robert C. Klove** and **Gerald J. Post**, Assistant Division Chiefs, with the assistance of **Robert E. Durland**, **Margery H. Elliot**, and **Jacob Silver**.

Data collection activities were administered by the Field Division, **Paul R. Squires**, Chief, and **Richard C. Burt** and **Dean H. Weber**, Assistant Division Chiefs, with the assistance of **John Kuntz** and **Stanley Matchett**, as well as the directors of the Bureau's regional offices.

Systems and processing procedures were developed in the Systems Division, **Sol Dolleck**, Chief, under the direction of **Morris Gorinson**, Assistant Division Chief. **Florence Wright** assisted by **Orville M. Slye**, was responsible for the clerical procedures and **Roger O. Lepage**, assisted by **John Murphy, Jr.**, **C. Eden Moody**, and **Judith E. Jones**, was responsible for the computer programming.

The manual processing and microfilming of the questionnaires were performed in the Jeffersonville Census Operations Division, under the supervision of **Joseph F. Arbena**, Chief, and **Robert L. Hagan**, Population and Housing Census Operations Manager, assisted by **Charles L. Adams** and **John C. Campbell**. **William L. Pangburn** supervised the microfilming operation.

FOSDIC and computer processing were performed in the Processing Division under the supervision of **M. Douglas Fahey**, Chief, and **E. Richard Bourdon** and **James W. Shores**, Assistant Division Chiefs. Development of the automatic microfilming equipment was directed by **Anthony A. Berlinsky**.

Publications planning, editing, and printing were performed in the Administrative and Publications Services Division, **Cecil B. Matthews**, Chief, under the direction of **Raymond J. Koski**, **John F. Lanham, Jr.**, and **Gerald A. Mann**.

Robert B. Voight, Special Assistant in the Office of the Director, and **Sherry L. Courtland** made many important contributions to the planning and coordination of the 1970 census program.

SUGGESTED CITATION

U.S. Bureau of the Census
Census of Housing: 1970
BLOCK STATISTICS
Final Report HC(3)-132 Biloxi-Gulfport, Miss.
Urbanized Area

U.S. Government Printing Office
Washington, D.C., 1971

For sale by the
Superintendent of Documents
U.S. Government Printing Office
Washington, D.C. 20402, or any
Department of Commerce Field Office.

Price \$1.75

1970 CENSUS OF HOUSING

Block Statistics

BILOXI-GULFPORT, MISS. URBANIZED AREA

CONTENTS

	Page
List of HC(3) Block Statistics Reports	II
Introduction	IV
Facsimiles of Questionnaire Page and Respondent Instructions	X

TABLES

1	Characteristics of Housing Units and Population, for Places of 2,500 Inhabitants or More: 1970	MISS.-1
2	Characteristics of Housing Units and Population, by Blocks: 1970	MISS.-2

Maps identifying the blocks covered herein are included in or
accompany this report.

LIST OF HC (3) BLOCK STATISTICS REPORTS

The specific names listed below each State refer to urbanized areas; "Selected Areas" refer to other areas of the State which have contracted with the Census Bureau to provide block statistics.

Report number	Area	Report number	Area	Report number	Area	Report number	Area
ALABAMA		36	Hartford	69	Decatur	MARYLAND	
1	Birmingham	37	Meriden	70	Joliet	106	Baltimore
2	Gadsden	38	New Britain	71	Peoria	107	Selected Areas
3	Huntsville	39	New Haven	72	Rockford	MASSACHUSETTS	
4	Mobile	40	Norwalk	73	Springfield	108	Boston
5	Montgomery	41	Stamford	74	Selected Areas	109	Brockton
6	Tuscaloosa	42	Waterbury	INDIANA		110	Fall River
7	Selected Areas	DELAWARE		75	Anderson	111	Fitchburg-Leominster
ALASKA		43	Wilmington	76	Evansville	112	Lawrence-Haverhill
8	Selected Areas	DISTRICT OF COLUMBIA		77	Fort Wayne	113	Lowell
ARIZONA		44	Washington	78	Indianapolis	114	New Bedford
9	Phoenix	FLORIDA		79	Lafayette-West Lafayette	115	Pittsfield
10	Tucson	45	Fort Lauderdale-Hollywood	80	Muncie	116	Springfield-Chicopee-Holyoke
11	Selected Areas	46	Jacksonville	81	South Bend	117	Worcester
ARKANSAS		47	Miami	82	Terre Haute	MICHIGAN	
12	Fort Smith	48	Orlando	83	Selected Areas	118	Ann Arbor
13	Little Rock-North Little Rock	49	Pensacola	IOWA		119	Bay City
14	Pine Bluff	50	St. Petersburg	84	Cedar Rapids	120	Detroit
15	Selected Areas	51	Tallahassee	85	Davenport-Rock Island-Moline	121	Flint
CALIFORNIA		52	Tampa	86	Des Moines	122	Grand Rapids
16	Bakersfield	53	West Palm Beach	87	Dubuque	123	Jackson
17	Fresno	54	Selected Areas	88	Sioux City	124	Kalamazoo
18	Los Angeles-Long Beach	GEORGIA		89	Waterloo	125	Lansing
19	Oxnard-Ventura-Thousand Oaks	55	Albany	90	Selected Areas	126	Muskegon-Muskegon Heights
20	Sacramento	56	Atlanta	KANSAS		127	Saginaw
21	Salinas	57	Augusta	91	Topeka	128	Selected Areas
22	San Bernardino-Riverside	58	Columbus	92	Wichita	MINNESOTA	
23	San Diego	59	Macon	93	Selected Areas	129	Duluth-Superior
24	San Francisco-Oakland	60	Savannah	KENTUCKY		130	Minneapolis-St. Paul
25	San Jose	61	Selected Areas	94	Lexington	131	Selected Areas
26	Santa Barbara	HAWAII		95	Louisville	MISSISSIPPI	
27	Simi Valley	62	Honolulu	96	Selected Areas	132	Biloxi-Gulfport
28	Stockton	63	Selected Areas	LOUISIANA		133	Jackson
29	Selected Areas	IDAHO		97	Baton Rouge	134	Selected Areas
COLORADO		64	Boise City	98	Lafayette	MISSOURI	
30	Colorado Springs	ILLINOIS		99	Lake Charles	135	Kansas City
31	Denver	65	Aurora-Elgin	100	Monroe	136	St. Joseph
32	Pueblo	66	Bloomington-Normal	101	New Orleans	137	St. Louis
33	Selected Areas	67	Champaign-Urbana	102	Shreveport	138	Springfield
CONNECTICUT		68	Chicago-Northwestern Indiana	MAINE		139	Selected Areas
34	Bridgeport	INDIANA		103	Lewiston-Auburn	MAINE	
35	Bristol	INDIANA		104	Portland	MAINE	
CONNECTICUT		INDIANA		105	Selected Areas	MAINE	

Report number	Area	Report number	Area	Report number	Area	Report number	Area
MONTANA		167	Fayetteville	208	Wilkes-Barre	247	Waco
140	Billings	168	Greensboro	209	York	248	Wichita Falls
141	Great Falls	169	High Point	210	Selected Areas	249	Selected Areas
142	Selected Areas	170	Raleigh	RHODE ISLAND			
NEBRASKA		171	Wilmington	211	Providence-Pawtucket-Warwick	UTAH	
143	Lincoln	172	Winston-Salem	212	Charleston	250	Ogden
144	Omaha	173	Selected Areas	213	Columbia	251	Provo-Orem
145	Selected Areas	NORTH DAKOTA		214	Greenville	252	Salt Lake City
NEVADA		174	Fargo-Moorhead	SOUTH CAROLINA			
146	Las Vegas	OHIO		215	Selected Areas	VERMONT	
147	Reno	175	Akron	216	Charleston	VIRGINIA	
NEW HAMPSHIRE		176	Canton	217	Selected Areas	254	Lynchburg
148	Manchester	177	Cincinnati	SOUTH DAKOTA			
149	Selected Areas	178	Cleveland	218	Sioux Falls	255	Newport News-Hampton
NEW JERSEY		179	Columbus	219	Selected Areas	256	Norfolk-Portsmouth
150	Atlantic City	180	Dayton	TENNESSEE			
151	Trenton	181	Hamilton	220	Chattanooga	257	Richmond
152	Vineland-Millville	182	Lima	221	Knoxville	258	Roanoke
153	Selected Areas	183	Lorain-Elyria	222	Memphis	259	Selected Areas
NEW MEXICO		184	Mansfield	TEXAS			
154	Albuquerque	185	Springfield	223	Abilene	WASHINGTON	
155	Selected Areas	186	Steubenville-Weirton	224	Amarillo	260	Seattle-Everett
NEW YORK		187	Toledo	225	Austin	261	Spokane
156	Albany-Schenectady-Troy	188	Youngstown-Warren	226	Beaumont	262	Tacoma
157	Binghamton	189	Selected Areas	227	Brownsville	263	Selected Areas
158	Buffalo	OKLAHOMA		228	Corpus Christi	WEST VIRGINIA	
159	New York-Northeastern New Jersey	190	Lawton	229	Dallas	264	Charleston
Part 1 - New York City		191	Oklahoma City	230	El Paso	265	Huntington-Ashland
Part 2 - New York Portion Outside New York City		192	Tulsa	231	Fort Worth	266	Wheeling
Part 3 - Northeastern New Jersey		193	Selected Areas	232	Galveston	267	Selected Areas
160	Rochester	OREGON		233	Harlingen-San Benito	WISCONSIN	
161	Syracuse	194	Eugene	234	Houston	268	Green Bay
162	Utica-Rome	195	Portland	235	Laredo	269	Kenosha
163	Selected Areas	196	Salem	236	Lubbock	270	Madison
NORTH CAROLINA		197	Selected Areas	237	McAllen-Pharr-Edinburg	271	Milwaukee
164	Asheville	PENNSYLVANIA		238	Midland	272	Racine
165	Charlotte	198	Allentown-Bethlehem-Easton	239	Odessa	273	Selected Areas
166	Durham	199	Altoona	240	Port Arthur	WYOMING	
		200	Erie	241	San Angelo	PUERTO RICO	
		201	Harrisburg	242	San Antonio	275	Mayagüez
		202	Johnstown	243	Sherman-Denison	276	Ponce
		203	Lancaster	244	Texas City-La Marque	277	San Juan
		204	Philadelphia	245	Tyler	278	Selected Areas
		205	Pittsburgh				
		206	Reading				
		207	Scranton				

INTRODUCTION

GENERAL	IV
Urbanized areas	IV
Maps and block identification	IV
Content of the tables	V
Symbols	V
Data collection procedures	V
Processing procedures	VI
DEFINITIONS AND EXPLANATIONS OF SUBJECT CHARACTERISTICS	VI
Self-enumeration and census questionnaire	VI
Comparability with 1960 data	VI
Total population	VII
Housing units and group quarters	VII
Year-round housing units	VII
Occupied housing units	VII
Race	VII
Tenure	VIII
Plumbing facilities	VIII
Units in structure	VIII
Persons per room	VIII
Average number of rooms	VIII
Average value	VIII
Average contract rent	VIII
One-person households	VIII
With female head of family	VIII
With roomers, boarders, or lodgers	IX
ACCURACY OF THE DATA	IX
Editing	IX
Block number check	IX
FACSIMILES	X
Questionnaire page showing 100-percent housing questions	X
Respondent instructions for the 100-percent housing questions	XI

GENERAL

This report presents statistics from the 1970 census, by blocks, on general characteristics of housing units and population. Legal provision for this census, conducted as of April 1, 1970, was made in the Act of Congress of August 31, 1954 (amended

August 1957), which codified Title 13, United States Code.

This report series contains 278 reports (as listed on page II). Most of the reports (236) relate to a specific urbanized area, as well as to some nearby contiguous territory included for reasons explained below in the section on "Urbanized areas." The remaining reports (42) relate to other types of areas (e.g., smaller cities, counties, etc.) where local authorities contracted with the Census Bureau to collect, process, and publish the data on a block basis. In 1960, a similar contractual technique was utilized but the basic block statistics program was limited generally to cities of 50,000 inhabitants or more (i.e., the built-up fringes around the cities were not covered).

A major portion of the information compiled from the 1970 Census of Housing will appear in Volume I, **Housing Characteristics for States, Cities, and Counties**. For a description of Volume I, as well as other elements of the data dissemination program of the 1970 Population and Housing Census, see the "Publication and Computer Summary Tape Program" statement at the end of this report.

Urbanized areas.—An urbanized area consists of a central city, or cities, and surrounding closely settled territory. The central city must have reported a population of 50,000 or more in 1960, in a special census conducted by the Census Bureau since 1960, or in the 1970 census. Under certain circumstances, "twin cities" with a combined population of 50,000 or more form the basis of an urbanized area. More detailed information on the criteria used to designate urbanized areas and determine their boundaries appears in the 1970 Census of Housing HC(1)-A reports and the 1970 Census of Population PC(1)-A reports.

As suggested by the rules above, the urbanized areas ultimately used in the tabulations of the 1970 census could not be completely recognized or defined until the final population counts were available. Since the precise delineation and numbering of blocks is quite costly and is therefore done only for areas where block statistics will be prepared, a preliminary determination of each urbanized area was made prior to the actual enumeration. The preliminary boundaries were purposely drawn somewhat beyond the anticipated final boundaries because the information on density of settlement was not yet available. Thus, for virtually all urbanized areas, there is some immediately adjacent territory for which the information was collected on a block basis. Because the extra cost of tabulating and publishing the block data for this type of territory is comparatively minor, data for blocks outside urbanized areas appear in the reports for those areas. On the other hand, block data are generally not provided for urbanized areas which are recognized for the first time in 1970.

Maps and block identification.—The maps included with these reports identify the location and number of each block and the boundary and number of each census tract or block numbering area.

A block is usually a well-defined rectangular piece of land bounded by streets or roads. However, it may be irregular in shape or bounded by railroad tracks, streams, or other features. The block is the specific numbered area as shown on the map.

Census tracts are small areas into which large cities and metropolitan areas are divided for statistical purposes. Tract boundaries are established cooperatively by a local committee and the Bureau of the Census and are generally designed to achieve

some uniformity of population characteristics, economic status, and living conditions. Initially, the average tract had about 4,000 residents. Tract boundaries are established with the intention of being maintained over a long time so that comparisons may be made from census to census.

In untraced places, block numbering areas are used. They are established by arbitrarily dividing the city along major streets, railroads, or other physical boundaries to facilitate numbering the blocks in groups of fewer than 1,000. The boundaries of block numbering areas have no statistical significance but are merely for convenience in mapping and tabulating.

In numbering the blocks, a separate series is used for each census tract or block numbering area. Thus, the location of each block for which data are presented is determined by referring both to the block number and the census tract or block numbering area. In some cases, a city or other political boundary divides a block. The data shown are for the block represented by the land area as bounded and numbered on the block map.

The block number was assigned to each block on a map suitable for block numbering, prior to the enumeration. In some instances, the map was several years old and did not recognize construction of new streets or disappearance of others. Insofar as possible, the map was corrected for changes that were discovered prior to enumeration. In other cases, it was not feasible to make corrections. Hence the map does not always reflect the blocks as they existed on the ground at the time of the enumeration. For example, a block as shown on the map may have been divided into two blocks. The housing units in the newly subdivided blocks would be assigned the one block number shown on the map even

though two blocks existed at the time of enumeration. On the other hand, two blocks as shown on the map may have been merged into one. In the enumeration, the intent was to identify which housing units were physically located in each of the two former blocks and assign the respective block number to each portion, even though only one block existed at the time of enumeration.

Content of the tables.—In the urbanized area block publication program, table 1 summarizes the statistics for each place of 2,500 inhabitants or more and table 2 contains the statistics for the individual blocks summarized to the tract or block numbering area. In the contract block program, one table provides statistics for individual blocks as well as summaries for each tract or block numbering area and each place or area.

In some instances, the blocked area excludes a part of a tract or excludes the rural portion of an extended city (a city having one or more large portions, usually at the boundary of the city, with relatively low population density). Therefore, the tract and place totals cover only the blocks included in this report.

Block identification, total population, and total year-round housing units are shown for every block containing living quarters. For some blocks, the table shows total population but no housing units because all the people live in group quarters. For other blocks, the table shows housing units but no population because all the units are vacant. Blocks (or tracts) with no year-round housing units and no population are shown on the map but do not appear in the tables.

Symbols.—Percents which round to less than 0.1 are not shown but indicated as zero. A dash “—” repre-

sents zero. Three dots “...” indicate that the data are being withheld to avoid disclosure of information for individual housing units, or that the base for an average, percentage, or ratio is too small for it to be shown. The symbol “#” next to a block number indicates that contract rent was allocated for 20 percent or more of the renter-occupied units. The dagger symbol (†) identifies blocks for which tabulations are not available because of processing errors. If there are any such blocks in the area covered by this report, population and housing unit counts for these blocks are presented on page XII; the summary figures for places and tracts (or block numbering areas) include data for these blocks; i.e., the totals contain the above-mentioned counts as well as imputed data for the various characteristics.

Data collection procedures.—The 1970 census was conducted primarily through self-enumeration. In 1960, self-enumeration was first introduced on a nationwide scale as a substitute for the traditional census direct interview.

A census questionnaire was delivered by postal carriers to every household several days before Census Day, April 1, 1970. This questionnaire contained certain explanatory information and was accompanied by an instruction sheet; in certain areas with comparatively large proportions of Spanish-speaking persons, a Spanish version of the instruction sheet was also enclosed.

In the larger metropolitan areas and some adjacent counties, altogether containing about three-fifths of the population of the United States, the household was requested to fill out and mail back the form on Census Day. Approximately 87 percent of the households did so. The mailed-back forms were reviewed by the census enumerator (or, in some lo-

calities, a census clerk) and if the form was determined to be incomplete or inconsistent, a followup was made. The bulk of these followups were made by telephone, the rest by personal visit. For the households which did not mail back their forms, a followup was also made, in almost all cases by personal visit and in the remainder by telephone. Vacant units were enumerated by personal visit.

For the remaining two-fifths of the population, the household was requested to fill out the form and give it to the enumerator when he called; approximately 80 percent did so. Incomplete and unfilled forms were completed by interview during the enumerator's visit.

Three types of questionnaires were used throughout the country: 80 percent of the households answered a form containing a limited number of population and housing questions, and the remainder, split into 15-percent and 5-percent samples, answered forms which contained these questions as well as a number of additional questions.

The subjects covered in this report are those which were collected on a 100-percent basis. That is, the questions for these subjects appeared on all three questionnaires, the 80-percent, 15-percent, and 5-percent forms.

Processing procedures.—The 1970 census questionnaires were specially designed to be processed by FOSDIC (Film Optical Sensing Device for Input to Computers). Respondents and enumerators (and for some few items, census clerks) marked the answers in predesignated positions which could be "read" by FOSDIC, from a microfilm copy of the questionnaire, onto computer magnetic tape.

The tape containing the information from the questionnaires was processed on the Census Bureau's

computers through a number of editing and tabulation steps. One of the end results of this operation was a computer tape from which the tables in this report were prepared on a cathode-ray-tube phototypesetting machine at the Government Printing Office. Another end result was the summary tape which is available for purchase, as described in the "Publication and Computer Summary Tape Program" statement at the end of this report.

DEFINITIONS AND EXPLANATIONS OF SUBJECT CHARACTERISTICS

Self-enumeration and census questionnaire.—As stated in the introductory text of this report, the 1970 census was conducted primarily through self-enumeration. The response, therefore, was based principally on the questionnaire and its accompanying instruction sheet. Furthermore, census takers were instructed to read the questions directly from the questionnaire in their telephone and personal visit interviews. The questionnaire page containing the housing questions asked on a 100-percent basis and the page of the respondent instruction sheet which relates to these questions are reproduced on pages X and XI, respectively. The definitions and explanations given below for each subject are, to a considerable extent, drawn from various technical and procedural materials used in the collection of the data. This material helped the enumerative personnel to understand more fully the intent of each question and thus to resolve problems or unusual cases. Also included is certain explanatory information to assist the user in the proper utilization of the statistics.

Comparability with 1960 data.—Although the 1970 data are generally comparable with the data collected

in 1960, certain changes have been introduced. The 1960 inquiry regarding owner occupancy has been subdivided to show a separate category for cooperatives and condominiums in 1970. The 1960 question on cooking equipment was broadened to cover "complete kitchen facilities" in 1970; i.e., an installed sink with piped water, a range or cookstove, and a mechanical refrigerator. On the other hand, the 1960 question on "condition of housing unit" (i.e., sound, deteriorating, or dilapidated) was eliminated because of serious problems with response reliability.

There have also been changes in the scope of some of the tabulations. Data on characteristics of housing units are limited in 1970 to year-round units because of the difficulty of obtaining reliable information for vacant units held for migratory labor or for seasonal occupancy. Moreover, the total counts of housing units given in this report for each block, tract or block numbering area, and place or area are limited to year-round housing units. (Counts of the total housing inventory, including vacant units held for migratory labor and seasonal occupancy, are given for census tracts in series PHC(1), and for States, cities, and counties in series HC(1)-A and HC(1)-B.)

The tabulations on value and contract rent refer to slightly different sets of housing units in 1970 than in 1960. Summarized generally, the difference is that the 1970 data exclude units on places of 10 acres or more whereas the 1960 data exclude units on farms; more specific information can be obtained by comparing the rent and value definitions in the present report with those in 1960 Census of Housing Volume I. Separate figures are shown in this report for occupied units with Negro head of household. In 1960, this type of tabulation related to the total of all

household heads other than white; Negro household heads constituted 95 percent of this total in 1960 for the Nation as a whole, but this proportion varied widely among areas.

Total population.—The total population is the count of all persons living in the block including those in group quarters. The population for each block is subdivided into the following groups expressed as percent of the total population: Negro, in group quarters, under 18 years, and 62 years and over.

In accordance with census practice dating back to 1790, each person enumerated in the 1970 census was counted as an inhabitant of his usual place of residence, which is generally construed to mean the place where he lives and sleeps most of the time. This place is not necessarily the same as his legal residence, voting residence, or domicile. In the vast majority of cases, however, the use of these different bases of classification would produce substantially the same statistics, although there may be appreciable differences for a few areas.

Implementation of this practice has resulted in the establishing of residence rules for certain categories of persons whose usual place of residence is not immediately clear. Furthermore, this practice means that persons were not always counted as residents of the place where they happened to be found by the census enumerators. Persons without a usual place of residence were, however, counted where they were enumerated. Detailed information on residence rules is given in the 1970 Census of Population PC(1)-A reports.

Housing units and group quarters.—All living quarters are classified in the census as either housing units or group quarters. Usually, living quarters are in structures intended for

residential use (e.g., a one-family home, apartment house, hotel or motel, boarding house, mobile home or trailer, etc.). Living quarters may also be in structures intended for nonresidential use (e.g., the rooms in a warehouse where a watchman lives), as well as in tents, caves, old railroad cars, etc.

A housing unit is a house, an apartment, a group of rooms, or a single room occupied or intended for occupancy as separate living quarters. Separate living quarters are those in which the occupants do not live and eat with any other persons in the structure and which have either (1) direct access from the outside of the building or through a common hall or (2) complete kitchen facilities for the exclusive use of the occupants. The occupants may be a single family, one person living alone, two or more families living together, or any other group of related or nonrelated persons who share living arrangements (except as described in the next paragraph on group quarters). Both occupied and vacant housing units are included in the housing inventory, except that mobile homes, trailers, tents, etc. are included only if they are occupied.

Group quarters are living arrangements for institutional inmates or for other groups containing five or more persons not related to the person in charge. Group quarters are located most frequently in institutions, boarding houses, military barracks, college dormitories, fraternity and sorority houses, hospitals, monasteries, convents, and ships. A house or apartment is considered group quarters if it is shared by the person in charge and five or more persons unrelated to him, or if there is no person in charge, by six or more unrelated persons. Information on the housing characteristics of group quarters is not collected in the census.

Year-round housing units.—Data on housing characteristics in the 1970 census reports are limited to year-round housing units; i.e., all occupied units plus vacant units intended for year-round use. Vacant units intended for seasonal occupancy and vacant units held for migratory labor are excluded because it is difficult to obtain reliable information for them. In this report, the housing unit counts are also limited to year-round units. Counts of the total housing inventory, however, are given for census tracts in series PHC(1), and for States, cities, and counties in series HC(1)-A and HC(1)-B.

Occupied housing units.—A housing unit is classified as occupied if a person or group of persons is living in it at the time of enumeration or if the occupants are only temporarily absent, for example, on vacation. However, if the persons staying in the unit have their usual place of residence elsewhere, the unit is classified as vacant.

A count of vacant year-round units may be derived by subtracting the sum of owner- and renter-occupied from the total number of year-round units. The count of vacant year-round units thus obtained includes units for sale or rent, units sold or rented but not yet occupied by the new owner or renter, units held for the occasional use of the owner, and units held off the market for other reasons.

Race.—The classification by race shown for occupied housing units refers to the race of the head of the household occupying the unit. Units with Negro heads of household are shown separately as percentages of owner- and renter-occupied housing units. The concept of race as used by the Census Bureau does not denote clear-cut scientific definition of biological stock. Rather, the data repre-

sent essentially self-classification by people according to the race with which they identify themselves.

Tenure.—A housing unit is "owner occupied" if the owner or co-owner lives in the unit, even if it is mortgaged or not fully paid for. A cooperative or condominium unit is "owner occupied" only if the owner or co-owner lives in it. All other occupied units are classified as "renter occupied" including units rented for cash rent and those occupied without payment of cash rent.

Plumbing facilities.—The category "with all plumbing facilities" consists of units which have hot and cold piped water inside the structure as well as a flush toilet and a bathtub or shower inside the structure for exclusive use of the occupants of the unit. "Lacking some or all plumbing facilities" means that the unit does not have all three specified plumbing facilities (hot and cold piped water, as well as flush toilet and bathtub or shower inside the structure), or that the toilet or bathing facilities are also for the use of the occupants of other housing units.

Units in structure.—Statistics on the number of housing units in a structure are presented in terms of the number of units in one-unit structures and in structures of 10 or more units. The data on units in 10-or-more-unit structures, however, are based on responses to the inquiry on number of units at the building address (item A on facsimile of questionnaire), and therefore, may be understated in blocks containing structures with two or more addresses.

Persons per room.—"Persons per room" is computed by dividing the number of persons in the unit by the number of rooms in the unit. The

category "1.01 or more persons per room" indicates an average of more than one person to a room. The figures are shown separately for all occupied units and for occupied units with all plumbing facilities.

Average number of rooms.—Rooms to be counted include whole rooms used for living purposes, such as living rooms, dining rooms, kitchens, bedrooms, finished recreation rooms, family rooms, etc. Not counted as rooms are bathrooms, porches, balconies, foyers, halls, half-rooms, kitchenettes, strip or pullman kitchens, utility rooms, unfinished attics, basements, or other space used for storage.

The average number of rooms (arithmetic mean) was computed by dividing the sum of the rooms for each tenure group by the number of owner- or renter-occupied units, respectively. The questionnaire contained a terminal category of "9 rooms or more." For purposes of the computation, the terminal category was given a mean value of 10. As a result, 10 rooms is the arbitrary maximum average which could be obtained for any block.

Average value.—Value is the respondent's estimate of how much the property (house and lot) would sell for if it were for sale. Value data are limited to owner occupied one-family houses on less than 10 acres, without a commercial establishment or medical office on the property. Cooperatives, condominiums, mobile homes, and trailers are excluded from the value tabulations.

The average value (arithmetic mean) was computed by dividing the sum of the values by the number of owner-occupied units for which value is shown. Value was reported in class intervals, the lowest and highest intervals being "Less than \$5,000" and "\$50,000 or more," respectively.

For purposes of the computation, the midpoints of the intervals were used except that a mean of \$3,500 was assigned for values less than \$5,000 and a mean of \$60,000 was assigned for values of \$50,000 or more. As a result, \$3,500 is the arbitrary minimum and \$60,000 is the arbitrary maximum average which could be obtained for any block. Average value is rounded to the nearest hundred dollars.

Average contract rent.—Contract rent is the monthly rent agreed to, or contracted for, regardless of any furnishings, utilities, or services that may be included. Contract rent data exclude one-family homes on a place of ten acres or more. The average contract rent (arithmetic mean) was computed by dividing the sum of the rental amounts by the number of renter-occupied units for which cash rent was paid; units for which no cash rent was paid were excluded from the computation. Contract rent was reported in class intervals, the lowest and highest intervals being "less than \$30" and "\$300 or more," respectively. For purposes of the computation, the midpoints of the intervals were used except that a mean of \$25 was assigned for rents less than \$30 and a mean of \$350 was assigned for rents of \$300 or more. As a result, \$25 is the arbitrary minimum and \$350 the arbitrary maximum average which could be obtained for any block. Average contract rent is rounded to the nearest dollar.

One-person households.—The data in this column refer to the number of housing units occupied by only one person.

With female head of family.—Housing units are occupied by either "families" or "primary individuals." The term "family" refers to the head of

the household and all (one or more) other persons in the household related to the head by blood, marriage, or adoption. If nobody in the household is related to the head, then the unit is not occupied by a family but by a "primary individual."

A housing unit occupied by a "family" may or may not contain persons unrelated to the head of the family, such as roomers, boarders, servants, etc.

The category "female head of family" comprises all housing units occupied by families with female heads regardless of their marital status. Included are female heads of families with no spouse and female heads of families whose husbands are living away from their families, as for example, husbands in the Armed Forces living on military reservations.

With roomers, boarders, or lodgers.—This column refers to the number of housing units containing one or more roomers, boarders, or lodgers. Not included as "roomers, boarders, or lodgers" are foster children or wards, servants who live in, companions, and partners.

ACCURACY OF THE DATA

Editing.—Human and mechanical errors occur in any mass statistical operation such as a decennial census. Errors during the data collection phase can include failure to obtain required information from respondents, obtaining incorrect or inconsistent information, and recording information in the wrong place or incorrectly. Errors can also occur during the field review of the enumerator's work, the clerical handling of the questionnaires, and the various stages of the electronic processing of the material. Careful efforts are made in every census to keep the

errors in each step at an acceptably low level. Quality control and check measures are utilized throughout the census operation. As was done for the 1950 and 1960 censuses, evaluative material on many aspects of the 1970 census will be published as soon as the appropriate data are accumulated and analyzed. A major concern in the evaluation work is to ascertain, insofar as possible, the degree of completeness of the count of both population and housing units.

The objective of the processing operation is to produce a set of statistics that describes the Nation's housing as accurately and clearly as possible. To meet this objective, certain unacceptable entries were edited.

Whenever information was missing, an allocation procedure was used to assign an entry, thereby eliminating the need for a "not reported" category in the tabulations. The assignment was based on related information reported for the housing unit or on information reported for a similar unit in the immediate neighborhood. For example, if tenure for an occupied unit was omitted but a rental amount was reported, the computer automatically edited tenure to "rented for cash rent." On the other hand, if the unit was reported as rented but the amount of rent was missing, the computer automatically assigned the rent that was reported for the preceding renter-occupied unit.

A similar procedure was used when the information reported for an item was inconsistent with other information reported for the unit. For example, if a housing unit was enumerated as having no piped water but having both a bathtub (or shower) and flush toilet for the exclusive use of the occupants of the unit, the computer edited water supply to "hot and cold water," a category considered to be consistent with the reported bathing and toilet facilities.

Specific tolerances were established for the number of computer allocations that would be permitted. If the number of corrections was beyond tolerance, the questionnaires in which the errors occurred were clerically reviewed. If it was found that the errors resulted from damaged questionnaires, improper microfilming, faulty reading by FOSDIC of undamaged questionnaires, or other types of machine failure, the questionnaires were reprocessed.

Block number check.—Through a detailed edit accomplished largely on the electronic computer, most of the errors in reporting block numbers were corrected. A control tape was created, listing the block numbers shown on the map for each enumeration district and each census tract. In certain large metropolitan areas, the control tape also contained the serial numbers assigned to each housing unit in the block. For each questionnaire, the computer compared the serial number and/or the block number, the enumeration district, and the census tract to the control tape. When an inconsistency was detected or when the block number on the questionnaire was blank, the computer changed the block number or assigned a number that was consistent with the control tape.

Specific tolerances were established for the number of block number changes and reassignments that would be permitted for each enumeration district. If the number was beyond tolerance, a clerical review was performed. In the clerical review, the enumerator's records were examined for comments and explanations, the addresses of the housing units involved were checked with the map, and block numbers were assigned as appropriate. Clerical review was required also when the control tape contained block numbers which were not reported by the enumerator.

FACSIMILE OF QUESTIONNAIRE PAGE SHOWING 100-PERCENT HOUSING QUESTIONS

<p>A. How many living quarters, occupied and vacant, are at this address?</p> <p><input type="radio"/> One</p> <p><input type="radio"/> 2 apartments or living quarters</p> <p><input type="radio"/> 3 apartments or living quarters</p> <p><input type="radio"/> 4 apartments or living quarters</p> <p><input type="radio"/> 5 apartments or living quarters</p> <p><input type="radio"/> 6 apartments or living quarters</p> <p><input type="radio"/> 7 apartments or living quarters</p> <p><input type="radio"/> 8 apartments or living quarters</p> <p><input type="radio"/> 9 apartments or living quarters</p> <p><input type="radio"/> 10 or more apartments or living quarters</p> <p><input type="radio"/> This is a mobile home or trailer</p> <p>• ■ •</p> <p><i>Answer these questions for your living quarters</i></p> <p>H1. Is there a telephone on which people in your living quarters can be called?</p> <p><input type="radio"/> Yes —→ What is the number? _____</p> <p><input type="radio"/> No _____ Phone number</p> <p>H2. Do you enter your living quarters—</p> <p><input type="radio"/> Directly from the outside or through a common or public hall?</p> <p><input type="radio"/> Through someone else's living quarters?</p> <p>H3. Do you have complete kitchen facilities? Complete kitchen facilities are a sink with piped water, a range or cook stove, and a refrigerator.</p> <p><input type="radio"/> Yes, for this household only</p> <p><input type="radio"/> Yes, but also used by another household</p> <p><input type="radio"/> No complete kitchen facilities for this household</p> <p>H4. How many rooms do you have in your living quarters? Do not count bathrooms, porches, balconies, foyers, halls, or half-rooms.</p> <p><input type="radio"/> 1 room <input type="radio"/> 6 rooms</p> <p><input type="radio"/> 2 rooms <input type="radio"/> 7 rooms</p> <p><input type="radio"/> 3 rooms <input type="radio"/> 8 rooms</p> <p><input type="radio"/> 4 rooms <input type="radio"/> 9 rooms or more</p> <p><input type="radio"/> 5 rooms</p> <p>H5. Is there hot and cold piped water in this building?</p> <p><input type="radio"/> Yes, hot and cold piped water in this building</p> <p><input type="radio"/> No, only cold piped water in this building</p> <p><input type="radio"/> No piped water in this building</p> <p>H6. Do you have a flush toilet?</p> <p><input type="radio"/> Yes, for this household only</p> <p><input type="radio"/> Yes, but also used by another household</p> <p><input type="radio"/> No flush toilet</p> <p>■</p> <p>H7. Do you have a bathtub or shower?</p> <p><input type="radio"/> Yes, for this household only</p> <p><input type="radio"/> Yes, but also used by another household</p> <p><input type="radio"/> No bathtub or shower</p> <p>H8. Is there a basement in this building?</p> <p><input type="radio"/> Yes</p> <p><input type="radio"/> No, built on a concrete slab</p> <p><input type="radio"/> No, built in another way (include mobile homes and trailers)</p>	<p>H9. Are your living quarters—</p> <p><input type="radio"/> Owned or being bought by you or by someone else in this household? Do <u>not</u> include cooperatives and condominiums here.</p> <p><input type="radio"/> A cooperative or condominium which is owned or being bought by you or by someone else in this household?</p> <p><input type="radio"/> Rented for cash rent?</p> <p><input type="radio"/> Occupied without payment of cash rent?</p> <p>H10a. Is this building a one-family house?</p> <p><input type="radio"/> Yes, a one-family house</p> <p><input type="radio"/> No, a building for 2 or more families or a mobile home or trailer</p> <p>b. If "Yes"—Is this house on a place of 10 acres or more, or is any part of this property used as a commercial establishment or medical office?</p> <p><input type="radio"/> Yes, 10 acres or more</p> <p><input type="radio"/> Yes, commercial establishment or medical office</p> <p><input type="radio"/> No, none of the above</p> <p>H11. If you live in a one-family house which you own or are buying—What is the value of this property; that is, how much do you think this property (house and lot) would sell for if it were for sale?</p> <p><input type="radio"/> Less than \$5,000</p> <p><input type="radio"/> \$5,000 to \$7,499</p> <p><input type="radio"/> \$7,500 to \$9,999</p> <p><input type="radio"/> \$10,000 to \$12,499</p> <p><input type="radio"/> \$12,500 to \$14,999</p> <p><input type="radio"/> \$15,000 to \$17,499</p> <p><input type="radio"/> \$17,500 to \$19,999</p> <p><input type="radio"/> \$20,000 to \$24,999</p> <p><input type="radio"/> \$25,000 to \$34,999</p> <p><input type="radio"/> \$35,000 to \$49,999</p> <p><input type="radio"/> \$50,000 or more</p> <p style="font-size: small; border: 1px solid black; padding: 2px;">If this house is on a place of 10 acres or more, or if any part of this property is used as a commercial establishment or medical office, do not answer this question.</p> <p>H12. Answer this question if you pay rent for your living quarters.</p> <p>a. If rent is paid by the month—</p> <p>What is the monthly rent?</p> <p>Write amount here → \$ _____ .00 (Nearest dollar)</p> <p>and</p> <p>Fill one circle</p> <p><input type="radio"/> Less than \$30</p> <p><input type="radio"/> \$30 to \$39</p> <p><input type="radio"/> \$40 to \$49</p> <p><input type="radio"/> \$50 to \$59</p> <p><input type="radio"/> \$60 to \$69</p> <p><input type="radio"/> \$70 to \$79</p> <p><input type="radio"/> \$80 to \$89</p> <p><input type="radio"/> \$90 to \$99</p> <p><input type="radio"/> \$100 to \$119</p> <p><input type="radio"/> \$120 to \$149</p> <p><input type="radio"/> \$150 to \$199</p> <p><input type="radio"/> \$200 to \$249</p> <p><input type="radio"/> \$250 to \$299</p> <p><input type="radio"/> \$300 or more</p> <p>b. If rent is not paid by the month—</p> <p>What is the rent, and what period of time does it cover?</p> <p>\$ _____ .00 per _____ (Nearest dollar) (Week, half-month, year, etc.)</p>	<p style="text-align: center; font-weight: bold;">FOR CENSUS ENUMERATOR'S USE ONLY</p> <table style="width:100%; border-collapse: collapse;"> <tr> <th style="width:50%; border-bottom: 1px solid black;">a4. Block number</th> <th style="width:50%; border-bottom: 1px solid black;">a5. Serial number</th> </tr> <tr> <td style="border-right: 1px solid black;">0</td> <td>0 0 0 0 0</td> </tr> <tr> <td style="border-right: 1px solid black;">1</td> <td>1 0 0 0 1</td> </tr> <tr> <td style="border-right: 1px solid black;">2</td> <td>2 0 0 0 2</td> </tr> <tr> <td style="border-right: 1px solid black;">3</td> <td>3 0 0 0 3</td> </tr> <tr> <td style="border-right: 1px solid black;">4</td> <td>4 0 0 0 4</td> </tr> <tr> <td style="border-right: 1px solid black;">5</td> <td>5 0 0 0 5</td> </tr> <tr> <td style="border-right: 1px solid black;">6</td> <td>6 0 0 0 6</td> </tr> <tr> <td style="border-right: 1px solid black;">7</td> <td>7 0 0 0 7</td> </tr> <tr> <td style="border-right: 1px solid black;">8</td> <td>8 0 0 0 8</td> </tr> <tr> <td style="border-right: 1px solid black;">9</td> <td>9 0 0 0 9</td> </tr> </table> <p>B. Type of unit or quarters</p> <p><u>Occupied</u></p> <p><input type="radio"/> First form</p> <p><input type="radio"/> Continuation</p> <p><u>Vacant</u></p> <p><input type="radio"/> Regular</p> <p><input type="radio"/> Usual residence elsewhere</p> <p><u>Group quarters</u></p> <p><input type="radio"/> First form</p> <p><input type="radio"/> Continuation</p> <p style="font-size: small;">For a vacant unit, also fill C, D, A, H2 to H8, and H10 to H12</p> <p>C. Vacancy status</p> <p><u>Year round—</u></p> <p><input type="radio"/> For rent</p> <p><input type="radio"/> For sale only</p> <p><input type="radio"/> Rented or sold, not occupied</p> <p><input type="radio"/> Held for occasional use</p> <p><input type="radio"/> Other vacant</p> <p><input type="radio"/> Seasonal</p> <p><input type="radio"/> Migratory</p> <p>■</p> <p>D. Months vacant</p> <p><input type="radio"/> Less than 1 month</p> <p><input type="radio"/> 1 up to 2 months</p> <p><input type="radio"/> 2 up to 6 months</p> <p><input type="radio"/> 6 up to 12 months</p> <p><input type="radio"/> 1 year up to 2 years</p> <p><input type="radio"/> 2 years or more</p> <p>C/O <input type="radio"/> <input type="radio"/></p>	a4. Block number	a5. Serial number	0	0 0 0 0 0	1	1 0 0 0 1	2	2 0 0 0 2	3	3 0 0 0 3	4	4 0 0 0 4	5	5 0 0 0 5	6	6 0 0 0 6	7	7 0 0 0 7	8	8 0 0 0 8	9	9 0 0 0 9
a4. Block number	a5. Serial number																							
0	0 0 0 0 0																							
1	1 0 0 0 1																							
2	2 0 0 0 2																							
3	3 0 0 0 3																							
4	4 0 0 0 4																							
5	5 0 0 0 5																							
6	6 0 0 0 6																							
7	7 0 0 0 7																							
8	8 0 0 0 8																							
9	9 0 0 0 9																							

A. Mark only one circle. **This address** means the house or building number where your living quarters are located.

H1. Mark **Yes** and enter telephone number, even if the telephone is in another apartment or building.

H2. Mark the second circle only if you **must** go through someone else's living quarters to get to your own.

H3. The kitchen sink, stove, and refrigerator do **not** have to be in the same room.

Also used by another household means that someone else who lives in the same building, but is not a member of your household, also uses the equipment. Mark this circle also if the occupants of living quarters now vacant would also use the equipment.

H4. Count only whole rooms used for living purposes, such as living rooms, dining rooms, kitchens, bedrooms, finished recreation rooms, family rooms, etc. Do **not** count kitchenettes, strip or pullman kitchens; utility rooms; or unfinished attics, basements, or other space used for storage.

H5. Mark **hot water** even if you have it only part of the time.

H6, H7. See instructions for H3 for meaning of **Also used by another household**.

H8. A house has a **basement** if there is enclosed space in which persons can walk upright under all or part of the building. A house on a **concrete slab** has no basement and no air or crawl space below it. A house built in **another way** is one directly on the ground or resting on a foundation or posts to provide crawl space.

H9. **Owned or being bought** means that the living quarters are owned outright or are mortgaged. Also mark **Owned or being bought** if the living quarters are owned but the land is rented.

Mark **Rented for cash rent** if any money rent is paid. Rent may be paid by persons who are not members of your household.

Occupied without payment of cash rent includes, for example, a parsonage, a house or apartment provided free of rent by the owner, or a house or apartment occupied by a janitor or caretaker in exchange for services.

H10. A **commercial establishment** is easily recognized from the outside; for example, a grocery store or barber shop. A **medical office** is a doctor's or dentist's office regularly visited by patients. If your house is on a place of 10 acres or more **and** also contains a commercial establishment or medical office, mark **Yes, 10 acres or more**.

H11. Include the value of the house, the land it is on, and any other structures on the same property. If the house is owned but the land is rented, estimate the combined value of the house **and** the land.

H12. Report the rent agreed to or contracted for, even if the furnishings, utilities, or services are included.

a. If you pay rent by the month, write in the amount of rent and fill one circle.

b. If rent is **not** paid by the month, answer both parts of b. For example, \$20 per week, \$1,500 per year, etc.

H13. If exact costs are not known, estimate as closely as possible. Report amounts even if bills are unpaid or are paid by someone else. If the bills include utilities or fuel used also by another apartment or a business establishment, estimate the amounts for your own living quarters. If gas and electricity are billed together, enter the combined amount on the electricity line and bracket ({) the two utilities.

FACSIMILE OF RESPONDENT
INSTRUCTIONS FOR THE 100-PERCENT
HOUSING QUESTIONS

CORRECTION NOTE

(The revisions described below are not reflected in the tables of this report.)

The following figures refer to blocks for which tabulations are not available (see explanation of dagger symbol (†) on page V of text):

<u>Block</u>	<u>Year-round</u>	
	<u>Population</u>	<u>housing units</u>
Harrison County		
Tract 4		
Block 209.....	10	5
Block 210.....	94	23
Block 211.....	152	75
Block 212.....	121	36
Block 213.....	273	67
Block 214.....	149	43
Tract 7		
Block 101.....	6	2

The Harrison County blocks listed below in the left-hand column are nonexistent and the data shown for them in table 2 refer to the blocks listed in the right-hand column:

<u>Data shown for</u>	<u>Refer to block--</u>
<u>(nonexistent) block--</u>	<u>Tract 10, Block 211</u>
Tract 9, Block 211	

In Harrison County tract 17, the data shown for block 306 (which is nonexistent) refer to population and housing units in block 310. The corrected counts for block 310 are 540 population and 152 year-round housing units.

In tract 4, the following are the population and year-round housing unit counts for three omitted blocks: Block 215--153 and 55, block 218--1 and 1, and block 219--4 and 2.

Table 1. Characteristics of Housing Units and Population, for Places of 2,500 Inhabitants or More: 1970

Mississippi

(Data exclude vacant seasonal and vacant migratory housing units. For minimum base for derived figures (percent, average, etc.) and meaning of symbols, see text)

Places	Percent of total population		Year-round housing units				Occupied housing units				1.01 or more persons per room		One person household	With female head of family	With room-ers, board-ers, or lodgers					
	Total population	Negro	In group quarters	Under 18 years	62 years and over	Units in—		Owner		Renter		Total				With all plumbing facilities				
						One unit structures	Structures of 10 or more units	Lacking some or all plumbing facilities	Total	Lacking some or all plumbing facilities	Average number of rooms						Average tract rent (dollars)	Percent Negro		
Biloxi	48486	14	19	30	8	13705	419	5553	118	5.4	16900	9	7051	253	4.1	85	16	1987	1170	235
Biloxi (U)	7288	18	3	45	5	2131	88	1483	54	5.3	15200	-	441	20	4.5	85	11	132	128	11
Gulfport	40791	4	4	35	10	13764	706	7838	245	5.6	16900	15	4603	364	4.2	86	19	1932	1282	377
Long Beach	6170	8	4	38	6	1996	42	1340	31	5.7	17800	3	421	10	4.5	90	2	201	136	25
Ocean Springs	9580	8	4	43	6	2912	91	1914	28	5.5	17900	6	754	51	4.4	101	12	268	220	28
Pascagoula	2979	29	-	39	13	1052	47	706	38	5.7	18900	27	170	8	4.2	74	25	142	97	8
West Gulfport (U)	6996	92	-	51	6	2047	432	963	147	5.2	10500	88	816	200	3.9	45	91	334	366	32

Table 2. Characteristics of Housing Units and Population, by Blocks: 1970

Harrison County, Miss.

(Data exclude vacant seasonal and vacant migratory housing units. For minimum base for derived figures (percent, average, etc.) and meaning of symbols, see text)

Blocks Within Census Tracts	Percent of total population				Year-round housing units				Occupied housing units															
	Total population	Negro	In group quarters	Under 18 years and over	Total	Lacking some or all plumbing facilities	Units in -		Owner				Renter				1.01 or more persons per room		With roomers, boarders, or lodgers					
							One-unit structures	Structures of 10 or more units	Total	Lacking some or all plumbing facilities	Average number of rooms	Average value (dollars)	Percent Negro	Total	Lacking some or all plumbing facilities	Average number of rooms	Average contract rent (dollars)	Percent Negro		Total	With all plumbing facilities			
																						One-person households	With female head of family	
1	1905	-	-	33	16	727	41	496	10	359	22	5.0	13100	-	289	12	3.8	50	-	75	72	142	67	4
101#	79	5	-	27	11	32	-	24	-	20	-	5.2	23700	-	8	-	4.0	59	13	75	72	142	67	4
102	38	-	-	42	8	11	-	8	-	9	-	5.4	17300	-	1	-	-	-	-	75	72	142	67	4
103	41	-	-	39	12	16	-	15	-	9	-	5.4	24600	-	4	-	-	-	-	2	2	1	1	-
104	64	-	-	42	8	18	2	12	-	11	2	4.8	11900	-	6	-	-	-	-	1	1	3	1	-
105	27	-	-	48	-	6	-	6	-	2	-	-	-	-	4	-	-	-	-	4	3	2	1	1
106	88	-	-	55	7	21	2	19	-	19	2	4.3	10400	-	2	-	-	-	-	1	1	1	-	-
107	48	-	-	44	2	12	3	9	-	11	3	4.5	11100	-	1	-	-	-	-	7	6	4	5	-
108	50	-	-	40	14	20	2	20	-	14	1	5.1	13100	-	2	-	-	-	-	3	3	1	1	-
109	75	-	-	32	16	26	2	25	-	20	2	5.0	10900	-	5	-	4.4	64	-	2	2	2	1	-
110	65	-	-	31	15	20	1	20	-	15	1	5.1	10700	-	4	-	-	-	-	3	3	3	3	-
111	78	-	-	32	6	25	-	20	-	17	-	6.0	11400	-	5	-	-	-	-	2	2	1	2	-
112	118	-	-	35	14	45	-	13	3	7	-	4.6	11500	-	34	-	3.4	59	-	2	2	5	8	-
113	249	-	-	36	18	97	5	37	3	22	1	4.6	10400	-	69	4	4.1	41	-	5	5	1	8	-
201	20	-	-	30	10	7	-	7	-	3	-	-	-	-	2	-	-	-	-	8	7	28	10	3
202#	64	-	-	34	16	28	2	25	-	9	-	5.1	11800	-	12	-	-	-	-	1	1	1	2	-
203#	103	-	-	34	13	36	1	33	-	20	1	4.8	9500	-	13	-	4.1	45	-	7	7	6	-	-
204	47	-	-	36	28	14	-	13	-	10	-	6.3	15300	-	4	-	4.1	50	-	1	1	9	3	-
205	143	-	-	32	31	63	3	20	-	11	2	4.7	13600	-	51	1	3.8	40	-	2	2	1	2	-
206#	68	-	-	19	18	38	5	33	-	22	-	5.2	13800	-	7	2	2.1	38	-	7	7	26	12	-
207	42	-	-	24	26	15	-	11	-	9	-	5.6	16500	-	3	-	-	-	-	3	3	1	1	-
208	87	-	-	24	10	37	3	29	4	21	2	5.1	12400	-	10	1	2.8	55	-	3	5	5	1	-
209	109	-	-	18	17	61	5	35	-	26	-	4.8	10600	-	23	2	3.0	67	-	3	3	15	2	-
210	70	-	-	29	21	30	1	27	-	23	-	4.9	12800	-	3	-	-	-	-	3	3	5	2	-
211	26	-	-	42	8	7	1	5	-	5	1	4.2	-	-	2	-	-	-	-	2	2	1	-	-
301	66	2	-	20	23	23	3	22	-	15	3	5.3	16300	-	7	-	4.0	49	-	2	2	3	5	-
302	15	-	-	27	20	9	-	3	-	3	-	-	-	-	3	-	-	-	-	2	2	1	-	-
303	3	-	-	-	-	1	-	-	-	-	-	-	-	-	-	-	-	-	-	-	1	1	-	-
304	11	-	-	-	46	5	-	4	-	4	-	-	-	-	1	-	-	-	-	-	-	1	-	-
314	11	-	-	27	-	4	-	-	-	-	-	-	-	-	-	-	-	-	-	-	-	-	-	-
2	3103	21	1	31	15	1215	59	846	44	537	22	5.1	12600	19	546	33	3.6	63	21	117	111	219	127	20
101	71	3	-	41	3	22	-	22	-	14	-	5.2	13900	7	7	-	4.4	60	-	3	3	1	2	-
102	36	6	-	50	8	11	-	10	-	7	-	4.4	10500	14	2	-	-	-	-	3	3	1	2	-
103	24	8	-	25	13	12	-	12	-	8	-	4.1	9000	-	2	-	-	-	-	2	2	3	1	-
104	31	16	-	36	13	10	-	8	-	6	-	4.8	-	-	4	-	-	-	-	1	1	1	-	-
105#	42	5	-	41	12	12	1	8	-	4	-	-	-	-	8	-	3.1	49	-	4	4	3	2	-
106	22	-	-	27	14	8	-	7	-	7	1	5.3	10500	-	1	-	-	-	-	2	2	2	-	-
107	15	-	-	7	13	9	-	9	-	5	-	4.6	9800	-	2	-	-	-	-	-	-	1	-	-
108	22	-	-	27	27	11	1	4	-	5	-	5.2	-	-	5	1	2.6	-	-	-	-	2	-	-
109	19	-	-	5	32	9	-	7	-	6	-	4.2	7800	-	3	-	-	-	-	-	-	7	1	-
110	31	-	-	32	16	10	3	7	-	5	3	4.2	-	-	5	-	3.0	65	-	3	1	2	1	-
111	14	-	-	21	36	8	-	7	-	7	-	3.6	7000	-	5	-	-	-	-	1	1	3	2	-
112	26	-	-	31	19	10	-	7	-	5	-	5.4	14500	-	4	-	-	-	-	1	1	1	-	-
113	32	-	-	38	19	10	-	10	-	7	-	5.3	12100	-	3	-	-	-	-	1	1	2	-	-
114	50	-	-	24	26	22	-	15	-	8	-	4.9	8000	-	11	-	3.5	58	-	2	2	4	-	-
115	12	8	-	33	17	6	-	5	-	4	-	-	-	-	11	-	-	-	-	2	2	2	-	-
116	36	-	-	42	8	9	-	8	-	8	-	-	-	-	1	-	-	-	-	3	3	1	-	-
117	23	-	-	17	22	8	-	8	-	7	-	4.5	10900	-	1	-	-	-	-	3	3	1	-	-
118	75	-	-	45	8	29	1	20	-	5	-	4.3	12800	-	1	-	-	-	-	20	1	6	4	-
119#	174	-	-	28	10	65	4	51	-	36	2	4.9	9800	-	26	2	3.5	63	-	6	5	12	3	1
120	244	-	-	34	9	61	3	71	-	50	1	5.2	11300	-	26	2	3.7	63	-	7	7	7	8	3
121	117	-	-	26	20	47	1	44	-	28	-	5.1	12300	-	14	1	3.4	70	-	2	2	4	5	1
201	269	-	-	29	13	133	3	64	8	40	1	4.7	16100	-	67	1	3.7	82	2	12	12	30	10	-
202	44	-	-	39	7	18	-	16	-	11	-	4.4	9600	-	3	-	-	-	-	3	3	4	3	-
203	52	-	-	25	14	22	-	16	-	6	-	5.2	-	-	12	-	4.5	80	-	2	2	3	-	2
206	109	-	-	32	10	40	-	27	-	15	-	6.5	21700	-	19	-	3.7	53	-	2	2	4	3	-
207	12	-	-	17	25	8	-	7	-	4	-	-	-	-	19	-	-	-	-	2	2	1	2	-
208	43	-	-	33	14	18	-	9	-	9	-	5.8	16100	-	6	-	3.3	70	-	1	1	2	2	-
209	41	-	-	32	24	19	-	8	-	7	-	5.9	16300	-	9	-	3.1	61	-	2	2	5	-	-
210	35	-	-	20	20	17	-	9	1	8	-	5.3	25200	-	6	-	3.5	63	-	2	2	3	2	-
211#	63	-	-	14	13	30	-	12	9	9	-	5.4	15300	-	20	-	2.9	78	-	3	3	5	3	-
212	11	-	-	27	6	6	-	6	-	5	-	6.2	27300	-	1	-	-	-	-	1	1	3	1	-
213	97	2	39	17	37	20	1	11	-	5	-	7.4	23200	-	13	1	3.8	81	8	2	2	1	1	-
214	1																							

Table 2. Characteristics of Housing Units and Population, by Blocks: 1970—Con.

[Data exclude vacant seasonal and vacant migratory housing units. For minimum base for derived figures (percent, average, etc.) and meaning of symbols, see text]

Blocks Within Census Tracts	Percent of total population				Year-round housing units				Occupied housing units																
	Total population	Negro	In group quarters	Under 18 years and over	Total	Lacking some or all plumbing facilities	Units in—		Owner				Renter				1.01 or more persons per room		One-person households	With female head of family	With roomers, boarders, or lodgers				
							Structures of 10 or more units	One-unit structures	Total	Lacking some or all plumbing facilities	Average number of rooms	Average value (dollars)	Percent Negro	Total	Lacking some or all plumbing facilities	Average number of rooms	Average contract rent (dollars)	Percent Negro				Total	With all plumbing facilities		
																								10 or more units	One-unit structures
3	5723	53	—	43	9	1839	125	1161	8	717	31	5.0	10600	33	982	76	3.8	50	63	318	292	316	323	42	
101	7	—	—	43	—	2	—	—	—	—	—	—	—	—	—	—	—	—	—	—	—	—	—	—	—
103	116	—	—	39	7	34	2	28	—	18	—	5.2	13500	—	14	2	3.5	78	—	8	8	5	1	—	—
104	13	—	—	39	8	6	—	6	—	3	—	—	—	—	2	—	—	—	—	1	1	2	—	—	
105	15	—	—	40	7	7	1	7	—	3	—	—	—	—	2	—	—	—	—	—	—	1	—	—	
106	72	—	—	50	—	19	—	19	—	13	—	5.7	16500	—	3	—	—	—	—	2	2	3	5	—	
107	116	—	—	40	10	31	1	28	—	20	1	4.8	8800	—	11	—	4.1	50	—	7	6	3	8	—	
108	178	—	—	28	9	64	2	63	—	44	—	4.5	11300	—	17	1	3.8	52	—	5	5	7	2	—	
109	125	—	—	45	8	33	5	32	—	26	1	5.0	10600	—	7	4	3.7	41	—	7	5	4	1	—	
110	50	—	—	40	14	15	—	15	—	8	—	4.9	11700	—	4	—	—	—	—	2	2	—	—	—	
111	114	—	—	33	11	38	—	36	—	29	—	4.7	9000	—	7	—	4.4	68	—	3	3	4	1	—	
112	105	—	—	45	11	28	—	28	—	25	—	5.3	10700	—	1	—	—	—	—	4	4	4	1	—	
113	102	5	—	37	6	37	1	35	—	24	1	5.0	11700	—	8	—	4.0	84	13	4	4	4	3	—	
114	49	—	—	31	8	17	—	17	—	12	—	5.5	11900	—	5	—	4.0	—	—	1	1	3	4	—	
115	91	55	—	42	6	32	—	30	—	17	—	5.5	9800	47	9	—	3.8	61	22	3	3	3	2	—	
116	53	79	—	45	6	20	1	17	—	6	—	5.0	10400	50	10	1	3.6	50	90	5	5	5	1	—	
117	28	71	—	36	11	12	—	12	—	—	—	—	—	10	1	3.3	51	60	2	2	3	—	—		
201	9	100	—	33	11	4	—	—	—	—	—	—	—	—	—	—	—	—	—	—	—	—	—	—	
202#	25	100	—	48	4	3	—	3	—	2	—	—	—	—	—	—	—	—	—	1	1	—	—	—	
203	100	84	—	36	4	9	1	24	—	14	—	4.9	11300	71	19	3	3.1	52	100	5	5	8	4	—	
204#	56	100	2	45	13	18	4	10	—	7	1	5.1	11000	100	10	3	2.8	53	100	4	3	6	3	—	
205	21	91	—	29	24	9	4	9	—	6	3	3.8	5300	100	2	—	—	—	—	1	1	—	—	—	
206	47	77	—	51	4	13	—	11	—	9	—	5.2	10700	56	4	—	—	—	—	3	3	3	1	—	
207	81	44	—	53	6	18	1	17	—	11	1	5.5	10900	46	6	—	4.3	48	33	6	5	6	1	—	
208	81	25	—	32	6	28	—	22	—	15	—	5.3	10300	7	11	—	3.6	65	55	6	6	6	3	—	
209	93	1	—	31	15	32	—	28	—	22	—	4.8	11500	5	8	—	4.1	75	—	3	3	4	—	—	
210	211	99	3	47	7	55	9	41	—	32	5	4.9	8100	100	23	4	3.6	53	96	10	10	11	3	—	
211	119	100	—	32	13	45	6	19	—	16	1	5.4	9300	100	28	4	3.4	44	100	7	4	10	8	—	
212	69	96	—	35	10	26	6	22	—	12	1	4.5	8000	92	12	4	2.9	39	100	6	3	10	5	—	
213	48	100	—	40	13	21	9	8	—	8	2	5.9	—	100	12	6	2.8	38	100	2	1	10	—	—	
214	31	100	—	29	13	16	8	4	—	2	—	—	—	—	14	8	2.3	39	100	2	1	10	2	—	
215	135	100	—	51	11	33	4	23	—	16	1	5.1	10900	100	17	3	3.6	40	100	15	12	5	10	—	
301	301	100	2	40	11	138	21	89	5	55	5	5.1	10500	98	54	9	3.0	45	100	16	13	43	18	7	
302	147	99	—	48	6	51	6	32	—	5	1	5.4	—	80	39	5	3.7	39	100	12	11	11	10	4	
303	271	91	—	45	9	89	7	35	—	16	2	5.1	11400	94	67	5	3.5	46	88	18	16	16	7	5	
304	118	89	—	37	12	49	2	35	—	11	—	5.0	10500	91	27	1	3.5	52	85	8	8	7	6	—	
305#	87	100	—	51	13	25	1	22	1	15	—	4.7	7800	100	9	—	4.2	42	100	6	6	6	6	2	
306	625	97	—	54	5	172	1	24	2	2	—	—	—	—	165	1	4.2	48	97	42	42	20	70	2	
307	284	98	—	63	5	48	—	6	—	—	—	—	—	—	48	—	4.9	51	98	24	24	16	1		
308	90	—	—	26	19	36	1	32	—	23	—	5.0	11900	—	9	1	3.9	69	—	2	2	8	1	—	
309	132	14	—	34	17	48	—	42	—	30	—	4.8	11200	7	10	—	3.8	59	10	5	5	4	6	1	
310	50	—	—	32	8	16	—	10	—	9	—	5.1	8400	—	6	—	3.7	57	—	1	1	—	—		
311	75	—	—	37	9	27	1	27	—	17	1	5.2	10800	—	7	—	3.3	55	—	1	1	5	2	—	
312	25	—	—	28	12	11	—	11	—	5	—	4.6	12300	—	4	—	—	—	—	1	1	1	—	—	
313	27	7	—	33	4	9	—	9	—	7	—	5.6	12500	14	2	—	—	—	—	1	1	2	—	—	
314	64	—	—	31	13	23	1	21	—	12	1	5.7	16100	—	10	—	3.4	65	—	2	2	2	—	—	
401	55	—	—	33	9	19	—	18	—	12	—	4.3	9400	—	5	—	3.8	71	—	2	2	1	—	—	
402	20	—	—	30	5	8	—	6	—	2	—	—	—	—	6	—	3.5	50	—	1	1	3	1	—	
403	7	—	—	29	—	3	—	—	—	—	—	—	—	—	—	—	—	—	—	—	—	—	—	—	
404	29	—	—	38	7	10	—	8	—	1	—	—	—	—	9	—	3.3	61	—	2	2	3	—	—	
405	7	—	—	14	29	4	—	—	—	—	—	—	—	—	—	—	—	—	—	—	—	—	—	—	
406	18	—	—	39	5	—	—	5	—	4	—	—	—	—	1	—	—	—	—	2	2	—	—	—	
407	19	—	—	42	16	5	—	5	—	4	—	—	—	—	7	—	4.3	69	—	1	1	—	—	—	
408	57	—	—	37	11	21	3	20	—	11	1	4.8	8000	—	2	—	—	—	—	—	—	—	—	—	
410	31	—	—	29	13	10	—	9	—	8	—	4.5	8000	—	2	—	—	—	—	—	—	—	—	—	
411	486	49	—	53	8	145	6	4	—	—	—	—	—	—	140	5	4.2	44	40	30	27	30	48	1	
412	79	—	—	34	15	27	2	27	—	18	—	4.6	9300	—	8	2	4.4	49	—	3	3	5	1	—	
413	116	—	—	38	7	38	—	22	—	14	—	4.5	9100	—	23	—	3.8	56	—	7	7	6	3	—	
414	143	—	—	34	8	47	2	15	—	12	1	4.8	10100	—	35	1	3.9	44	—	5	5	4	11		

Table 2. Characteristics of Housing Units and Population, by Blocks: 1970—Con.

Harrison County, Miss.

[Data exclude vacant seasonal and vacant migratory housing units. For minimum base for derived figures (percent, average, etc.) and meaning of symbols, see text]

Blocks Within Census Tracts	Percent of total population					Year-round housing units				Occupied housing units														
	Total population	Negro	in group quarters	Under 18 years	62 years and over	Total	Lacking some or all plumbing facilities	Units in—		Owner				Renter				1.01 or more persons per room		One-person households	With female head of family	With roomers, boarders, or lodgers		
								One-unit structures	Structures of 10 or more units	Total	Lacking some or all plumbing facilities	Average number of rooms	Average value (dollars)	Percent Negro	Total	Lacking some or all plumbing facilities	Average number of rooms	Average contract rent (dollars)	Percent Negro				Total	With all plumbing facilities
214†	†	†	†	†	†	†	†	†	†	†	†	†	†	†	†	†	†	†	†	†	†	†	†	†
5	604	3	6	15	24	343	21	135	17	76	2	5.7	25000	3	203	16	3.2	66	3	11	9	108	17	6
101	5	20	—	—	80	2	—	—	—	—	—	—	—	—	—	—	—	—	—	—	—	—	—	—
102	44	2	16	25	14	13	—	6	1	5	—	6.8	—	—	5	—	4.6	—	—	1	—	—	—	2
106	9	11	—	—	44	6	—	2	—	2	—	—	—	—	3	—	—	—	—	—	—	3	—	—
107	4	—	—	—	—	1	—	—	—	—	—	—	—	—	—	—	—	—	—	—	—	—	—	—
112	3	—	—	—	—	1	—	—	—	—	—	—	—	—	—	—	—	—	—	—	—	—	—	—
113	7	—	—	14	29	6	—	4	—	2	—	—	—	—	2	—	—	—	—	—	—	—	—	—
115	4	—	—	—	—	4	—	—	—	—	—	—	—	—	—	—	—	—	—	—	—	—	—	—
116	56	—	13	5	25	39	3	5	3	6	—	5.5	—	—	22	1	2.6	63	—	2	2	11	—	2
117	7	—	—	—	43	8	—	5	—	1	—	—	—	—	4	—	—	—	—	—	—	3	—	—
202	12	—	—	58	—	3	—	—	—	—	—	—	—	—	—	—	—	—	—	—	—	—	—	—
203	26	4	—	8	15	20	8	4	—	1	—	—	—	—	18	7	2.1	57	6	1	—	13	2	—
204	42	—	—	17	21	29	1	9	—	5	—	4.8	—	—	16	1	3.4	84	—	—	—	7	—	—
205	9	—	—	—	44	7	1	2	—	1	—	—	—	—	5	1	3.6	—	—	—	—	3	1	—
206	53	—	—	13	26	30	2	7	—	7	1	6.4	—	—	16	1	3.2	64	—	1	—	4	2	1
208	1	—	—	—	—	4	—	—	—	—	—	—	—	—	—	—	—	—	—	—	—	—	—	—
209	9	—	—	11	11	6	—	2	—	1	—	—	—	—	4	—	—	—	—	—	—	—	—	—
214	8	100	—	25	13	5	1	4	—	1	—	—	—	—	2	—	—	—	—	—	—	1	—	—
215	31	—	—	3	36	17	—	9	—	8	—	4.9	16800	—	9	—	3.6	61	—	—	—	6	2	—
216	13	—	—	15	39	8	1	8	—	1	—	—	—	—	2	—	—	—	—	—	—	—	—	—
217	4	—	—	—	—	2	—	—	—	—	—	—	—	—	—	—	—	—	—	—	—	—	—	—
302	7	—	—	—	57	3	—	—	—	—	—	—	—	—	—	—	—	—	—	—	—	—	—	—
303	4	—	—	—	—	1	—	—	—	—	—	—	—	—	—	—	—	—	—	—	—	—	—	—
304	6	—	100	—	50	1	—	—	—	—	—	—	—	—	—	—	—	—	—	—	—	—	—	—
306	15	—	100	—	27	—	—	—	—	—	—	—	—	—	—	—	—	—	—	—	—	—	—	—
309	4	—	—	—	—	1	—	—	—	—	—	—	—	—	—	—	—	—	—	—	—	—	—	—
310	49	—	—	18	31	27	—	21	—	11	—	5.5	32100	—	12	—	4.3	68	—	—	—	9	2	—
311	34	—	—	15	29	16	—	5	—	6	—	5.2	—	—	10	—	3.2	66	—	—	—	4	—	—
312	12	25	—	42	17	4	—	8	—	6	—	5.0	—	—	13	—	3.1	69	—	—	—	9	2	—
313	31	—	—	10	26	21	—	8	1	6	—	5.0	—	—	13	—	3.1	69	—	—	—	9	2	—
314	50	—	—	10	18	34	4	7	1	3	—	—	—	—	29	4	2.9	72	—	1	1	17	2	—
315	45	9	—	33	9	24	—	7	11	2	—	—	—	18	—	3.1	66	—	2	2	10	—	—	—
6	3282	1	—	25	15	1566	6	834	313	555	2	5.9	20600	—	792	3	3.5	108	1	57	56	364	95	27
101	28	—	—	21	14	13	—	6	—	6	—	4.5	—	—	6	—	3.7	65	—	—	—	3	—	—
102	23	—	—	26	26	12	—	7	—	5	—	5.4	—	—	5	—	3.4	74	—	1	1	4	1	—
103	46	—	—	22	17	22	—	2	—	3	—	—	—	—	17	—	3.1	59	—	1	1	7	—	—
104	16	—	—	19	13	8	—	5	—	4	—	—	—	—	3	—	—	—	—	—	—	2	1	—
105	41	—	—	37	10	16	—	10	—	5	—	4.8	—	—	9	—	3.7	62	—	3	3	4	1	—
106	2	—	—	—	—	1	—	—	—	—	—	—	—	—	—	—	—	—	—	—	—	—	—	—
108	105	—	—	31	20	48	—	30	—	26	—	6.3	21800	—	15	—	3.9	89	—	2	2	14	1	—
109	9	—	100	—	11	—	—	—	—	—	—	—	—	—	—	—	—	—	—	—	—	—	—	—
110	10	—	—	50	30	4	—	—	—	—	—	—	—	—	—	—	—	—	—	—	—	—	—	—
111	99	—	—	27	12	40	—	24	—	22	—	6.7	28900	—	14	—	3.7	106	—	1	1	6	3	—
112	175	—	—	18	12	90	—	29	24	23	—	6.0	20300	—	57	—	3.4	91	—	1	1	16	6	1
113	171	—	—	30	16	85	—	46	5	35	—	6.1	25300	—	36	—	3.6	81	—	3	3	26	4	—
114	176	—	—	16	21	143	—	13	106	4	—	—	—	—	98	—	2.9	167	—	—	4	4	4	
202#	177	1	—	14	11	95	—	18	42	13	—	6.9	34700	—	78	—	3.2	116	1	3	3	30	7	1
203	117	—	—	34	8	39	—	35	—	25	—	5.5	13900	—	11	—	4.8	92	—	3	3	4	—	2
204#	105	1	—	38	11	34	—	31	—	24	—	5.2	15800	—	10	—	4.4	96	10	4	4	4	4	—
205	39	21	—	21	33	16	—	14	—	8	—	5.1	16000	13	8	—	3.8	88	—	1	1	3	1	—
206	11	—	—	27	55	7	—	7	—	4	—	—	—	—	1	—	—	—	—	—	—	2	—	—
207	46	—	—	30	26	18	—	14	—	6	—	6.3	23500	—	10	—	4.7	81	—	2	2	4	4	1
208	123	3	—	28	11	49	—	35	—	23	—	5.6	29000	—	20	—	3.7	86	5	1	1	7	3	—
209	103	1	—	14	18	54	1	25	15	16	—	5.4	15800	—	32	1	3.5	105	3	2	2	12	4	—
210	33	6	—	15	15	14	1	12	—	10	1	6.4	26500	10	4	—	—	—	—	—	—	4	1	1
211	42	26	—	24	12	19	2	12	—	7	—	5.9	12800	—	11	2	3.9	69	18	1	—	5	3	—
212	33	3	—	30	9	12	—	8	—	3	—	—	—	—	8	—	4.1	79	13	—	—	1	—	—
301	—	—	—	—	—	—	—	—	—	—	—	—	—	—	—	—	—	—	—	—	—	—	—	—
302	15	—	—	7	7	7	—	7	—	3	—	—	—	—	4	—	—	—	—	—	—	1	—	—
303	43	—	—	28	2	16	—	16	—	12	—	5.8	1420											

Table 2. Characteristics of Housing Units and Population, by Blocks: 1970—Con.

Harrison County, Miss.

[Data exclude vacant seasonal and vacant migratory housing units. For minimum base for derived figures (percent, average, etc.) and meaning of symbols, see text]

Blocks Within Census Tracts	Percent of total population				Year-round housing units				Occupied housing units																	
	Total population	Negro	In group quarters	Under 18 years and over	Total	Locking some or all plumbing facilities	Units in—		Owner				Renter				1.01 or more persons per room		With roomers, boarders, or lodgers							
							One-unit structures	Structures of 10 or more units	Total	Lacking some or all plumbing facilities	Average number of rooms	Average value (dollars)	Percent Negro	Total	Lacking some or all plumbing facilities	Average number of rooms	Average contract rent (dollars)	Percent Negro		Total	With all plumbing facilities					
																						One-person households	With female head of family			
7	3035	13	—	40	9	1016	17	569	1	328	5	5.3	15700	2	619	10	4.0	64	14	119	115	147	95	7		
101†	†	†	†	†	†	†	†	†	†	†	†	†	†	†	†	†	†	†	†	†	†	†	†	†	†	
103	26	—	—	39	4	11	—	11	—	6	—	4.7	12500	—	4	—	4.2	69	—	1	1	1	1	—	—	
104	41	—	—	32	20	13	—	12	—	7	—	5.7	29800	—	6	—	3.3	62	—	2	2	7	3	—	—	
105#	96	1	—	20	16	46	—	34	—	23	—	5.0	17200	—	17	—	4.7	10000	—	1	1	3	1	—	—	
106	26	—	—	27	15	10	—	10	—	6	—	—	—	—	4	—	3.1	75	—	3	3	2	—	—	—	
107	30	—	—	37	—	15	—	12	—	2	—	—	—	—	8	—	3.1	66	—	—	—	7	—	—	—	
108#	26	—	—	12	8	18	2	12	—	5	—	3.6	—	—	10	1	3.8	60	2	19	18	15	8	1	—	
109	368	3	—	41	8	120	2	94	—	52	—	5.1	11100	—	53	2	4.2	67	—	1	1	2	2	—	—	
110	46	—	—	35	9	15	—	14	—	9	—	5.8	19100	—	6	—	—	—	—	—	—	—	—	—	—	—
111	39	—	—	41	5	13	—	11	—	4	—	—	—	—	7	—	5.0	85	—	1	1	2	—	—	—	
112	91	—	—	46	6	26	1	24	—	15	—	5.3	11100	—	9	—	3.9	67	—	6	6	5	3	—	—	
113	48	—	—	40	15	19	—	12	—	9	—	4.8	11100	—	8	—	3.6	44	—	4	4	10	1	—	—	
114	72	18	—	33	10	29	3	22	—	14	2	5.4	15200	29	12	—	3.4	68	8	2	2	3	1	—	—	
116	72	6	—	26	16	71	3	41	—	31	—	5.7	19500	3	33	3	3.3	71	3	1	—	10	3	—	—	
117	172	6	—	30	10	20	1	17	—	8	—	5.5	13900	—	12	1	3.8	74	8	2	2	4	3	—	—	
118	60	3	—	36	14	37	1	33	—	24	—	5.3	15900	—	11	1	4.3	71	18	2	2	8	5	—	—	
119	93	4	—	40	—	3	—	—	—	—	—	—	—	—	—	—	—	—	—	—	—	—	—	—	—	—
201	10	10	—	35	26	28	—	22	—	16	—	5.4	17900	—	11	1	3.6	73	9	4	3	3	2	—	—	
203	87	9	—	32	17	29	—	25	—	20	—	5.7	16300	—	9	—	3.1	72	—	3	3	8	2	—	—	
204	82	—	—	32	17	29	—	25	—	20	—	5.7	16300	—	9	—	3.1	72	—	3	3	8	2	—	—	
205#	44	—	—	30	27	15	—	15	—	10	—	6.1	20400	—	5	—	4.2	75	—	—	—	2	1	—	—	
206	51	—	—	22	24	21	1	15	—	15	1	5.7	18900	—	5	—	3.4	—	—	1	—	5	3	—	—	
207#	90	—	—	20	23	40	1	35	—	23	—	5.0	16700	—	16	1	3.7	72	—	2	2	10	3	—	—	
209	107	—	—	38	9	33	1	32	—	19	—	5.9	13900	—	9	—	5.0	78	—	1	1	3	4	—	—	
210	31	—	—	39	7	11	—	9	—	6	—	5.2	12500	—	5	—	4.4	95	—	2	2	10	10	—	—	
211	104	29	—	46	14	43	—	8	—	2	—	—	—	—	36	—	4.2	51	25	2	2	17	17	—	—	
212#	208	24	—	51	10	67	—	5	—	1	—	—	—	—	64	—	4.3	47	13	8	8	17	17	—	—	
213#	129	53	—	60	—	31	—	3	—	—	—	—	—	—	31	—	4.8	52	45	5	5	2	12	—	—	
901	852	22	—	47	1	230	—	40	—	—	—	—	—	—	224	—	4.1	84	20	43	43	1	1	—	—	
8	1897	—	—	30	9	701	5	551	5	381	1	5.9	22100	1	268	4	3.8	80	—	35	35	76	58	12	—	
101	119	2	—	35	8	36	—	36	—	28	—	7.2	43700	4	3	—	—	—	—	1	1	3	—	—	—	
102	42	—	—	33	17	16	—	16	—	10	—	7.1	32000	—	4	—	—	—	—	1	1	1	2	—	—	
103	43	—	—	35	2	17	—	17	—	9	—	5.7	24300	—	1	—	—	—	—	1	1	1	1	—	—	
104	31	—	—	32	7	12	—	12	—	9	—	6.0	20000	—	1	—	—	—	—	1	1	1	—	—	—	
106	70	—	—	33	7	20	—	20	—	18	—	6.6	23100	—	4	—	—	—	—	1	1	4	4	—	—	
107	63	—	—	22	19	23	—	23	—	18	—	6.2	22300	—	2	—	—	—	—	1	1	1	4	—	—	
108	20	—	—	45	—	5	—	5	—	3	—	—	—	—	1	—	—	—	—	2	2	1	3	—	—	
109	38	—	—	42	5	11	—	11	—	10	—	6.3	25100	—	8	—	3.3	78	—	—	—	3	3	—	—	
110#	58	—	—	29	10	21	—	16	—	13	—	6.6	25400	—	—	—	—	—	—	2	2	2	2	—	—	
111	59	—	—	36	12	19	1	17	—	12	—	5.4	16600	—	7	1	4.6	80	—	2	2	2	2	—	—	
112	23	—	—	39	22	9	—	9	—	7	—	5.6	22300	—	1	—	—	—	—	1	1	2	1	—	—	
113	49	—	—	27	10	19	—	19	—	13	—	6.2	25300	—	5	—	5.6	91	—	—	—	2	—	—	—	
114	7	—	—	29	—	2	—	—	—	—	—	—	—	—	3	—	—	—	—	—	—	3	—	—		
115	29	—	—	35	10	11	—	11	—	7	—	6.4	20000	—	10	—	4.0	88	—	3	3	4	2	—	—	
116#	45	—	—	27	22	16	—	15	—	6	—	6.3	27700	—	28	—	3.8	82	—	3	3	4	5	—	—	
201	195	—	—	31	6	68	—	54	—	38	—	5.6	20500	—	—	—	—	—	—	1	1	—	—	—	—	
202	2	—	—	—	—	1	—	—	—	—	—	—	—	—	3	—	—	—	—	—	—	1	—	—	—	
203	36	—	—	28	8	11	—	11	—	7	—	6.7	25200	—	60	—	3.6	72	—	2	2	20	6	—	—	
205#	212	—	—	24	9	97	1	60	3	31	—	5.5	18300	—	—	—	—	—	—	—	—	—	—	—	—	
206	57	—	—	33	9	20	—	15	—	10	—	6.1	25400	—	9	—	3.7	78	—	—	—	3	—	—	—	
207	29	—	—	28	7	12	1	12	—	8	—	5.4	25900	—	3	—	—	—	—	1	1	1	2	—	—	
208	46	4	—	33	7	14	—	14	—	10	1	5.8	17200	10	4	—	—	—	—	1	—	3	—	—	—	
209	38	—	—	29	8	16	—	11	—	11	—	5.5	20400	—	3	—	—	—	—	—	—	2	5	—	—	
210	108	—	—	43	10	38	—	25	—	12	—	4.8	13800	—	23	—	4.2	85	—	3	3	2	2	—	—	
211#	47	—	—	43	6	17	—	11	—	8	—	6.1	17000	—	5	—	3.0	71	—	3	3	3	1	—	—	
212	48	—	—	27	15	18	—	16	—	12	—	5.0	11800	—	6	—	4.0	93	—	3	—	3	5	—	—	
213	84	1	—	21	4	40	1	20	—	14	—	5.1	12600	—												

Table 2. Characteristics of Housing Units and Population, by Blocks: 1970—Con.

Harrison County, Miss.

[Data exclude vacant seasonal and vacant migratory housing units. For minimum base for derived figures (percent, average, etc.) and meaning of symbols, see text]

Blocks Within Census Tracts	Percent of total population				Year-round housing units					Occupied housing units													
	Total population	Negro	In group quarters	Under 18 years and over	Total	Units in—		Owner			Renter				1.01 or more persons per room		With room-ers, board-ers, or lodg-ers						
						Lack-ing some or all plum-bing facil-ities	Struc-tures of 10 or more units	Lack-ing some or all plum-bing facil-ities	Average num-ber of rooms	Average value (dol-lars)	Per-cent Negro	Lack-ing some or all plum-bing facil-ities	Average num-ber of rooms	Average con-tract rent (dol-lars)	Per-cent Negro	Total	With all plum-bing facil-ities	One-person house-holds	With female head of family				
																					One-unit struc-tures	Struc-tures of 10 or more units	Total
203#	100	-	-	8	48	-	9	36	3	41	-	3.6	160	-	1	1	4	-	7	
204	33	-	-	36	9	-	9	9	4	5	-	4.8	83	-	1	1	-	-	-	
205	20	-	-	40	6	-	6	6	3	3	-	-	1	1	-	-	-	
206	32	-	-	47	8	-	8	6	6	...	5.7	10800	1	-	-	-	-	-	-	-	
207#	29	-	-	31	10	-	9	3	3	7	-	4.3	108	-	-	-	-	-	-	
208	75	-	-	40	32	-	32	13	13	...	4.9	9700	10	-	4.6	99	-	1	1	2	1	-	
209	26	-	-	31	15	-	10	7	7	...	4.6	10200	3	-	-	1	1	3	2	-	
210	25	-	-	40	12	-	10	6	6	...	4.2	10400	2	-	-	1	1	1	1	-	
211	32	-	-	28	13	-	12	6	6	...	4.5	7900	4	-	-	1	1	1	1	-	
212	35	-	-	40	11	-	11	6	6	...	4.3	10800	5	-	4.6	100	-	-	-	-	2	-	
213	434	1	1	25	6	222	55	58	84	-	4.4	15700	1	98	-	4.2	140	1	6	6	40	13	3
301	56	-	-	34	2	21	19	14	14	-	6.3	26900	6	-	6.0	154	-	-	-	4	2	-	
303	123	1	-	31	7	41	40	32	32	-	6.1	25600	3	7	-	4.7	144	-	1	1	5	4	-
304	127	1	-	14	9	64	28	26	19	-	5.4	23000	41	-	3.3	125	-	1	1	15	2	-	
305	76	-	-	37	1	29	9	6	6	-	5.3	...	18	-	3.8	123	-	3	3	2	2	2	
307	145	-	-	35	7	48	1	41	33	1	5.8	18100	13	-	4.8	106	-	1	1	6	4	1	
308	194	1	-	32	2	70	14	22	22	-	4.7	26600	46	-	3.8	111	2	8	8	2	2	2	
309	7	-	-	14	3	3	2	1	
401	53	-	-	34	8	16	14	12	12	-	6.6	21900	4	-	-	-	-	3	2	1	
402	31	-	-	13	48	13	13	11	11	-	6.3	28000	2	-	-	-	-	-	3	-	
403	33	-	-	18	39	19	19	16	16	-	6.3	31200	1	1	-	...	-	-	-	7	2	-	
405	27	-	-	19	52	12	12	10	10	-	5.9	29900	2	-	-	-	-	2	3	-	
406	79	-	-	14	20	47	35	12	20	-	6.3	36800	15	-	3.5	116	-	-	-	7	-	1	
409	9	-	-	11	44	4	
411	437	1	-	14	16	230	35	116	42	-	5.0	39800	2	167	-	3.8	159	-	4	4	53	7	13
14	3351	-	1	24	17	1520	15	920	290	595	2	6.0	26100	725	10	4.0	114	-	63	63	295	82	65
101	296	-	-	13	3	136	18	101	11	-	7.9	53400	119	-	4.0	159	-	1	1	24	10	27	
103	113	-	-	39	-	33	23	2	23	-	7.7	41900	10	-	4.1	122	-	1	1	-	-	-	
104	11	-	-	18	6	...	2	2	1	5	-	3.0	110	-	-	-	1	-	-	
105#	75	-	-	47	1	24	24	7	7	-	6.0	15900	14	-	4.7	93	-	2	2	2	1	-	
106	40	-	-	40	5	10	10	10	10	-	7.5	56500	-	-	-	-	-	-	-	-	-	-	
110	5	-	-	20	3	
111	199	2	-	42	6	58	1	53	23	-	5.8	31300	30	1	5.1	94	3	7	7	2	1	-	
112	79	-	-	43	5	19	19	13	13	1	5.5	16900	5	-	5.2	133	-	5	5	5	5	-	
113	71	-	-	47	4	28	28	1	19	-	4.4	88	-	5	5	2	1	-	
114	39	-	-	41	5	15	2	15	-	-	-	-	13	2	4.8	85	-	-	-	2	1	-	
115	17	-	-	29	6	9	1	9	-	-	-	-	6	1	4.7	87	-	-	-	-	2	-	
116	114	1	-	47	3	36	2	36	4	25	2	4.6	87	4	4	4	1	2	-	
117#	148	-	-	29	13	52	-	36	5	25	-	5.2	15500	25	-	4.5	90	-	1	1	5	3	2
202	3	-	-	...	2	
203#	104	-	-	19	20	47	26	20	20	-	4.8	20400	25	-	4.0	115	-	2	2	12	1	-	
204#	32	-	-	16	16	15	5	5	5	-	3.2	-	10	-	2.2	92	-	2	2	4	2	-	
205#	66	-	-	14	12	30	13	14	14	-	4.8	19500	16	-	3.4	120	-	2	2	6	2	1	
206#	45	-	-	2	38	21	15	13	13	-	6.2	20800	8	1	3.3	95	-	1	1	3	1	2	
207	50	-	-	40	10	18	15	7	7	-	4.0	19300	11	-	3.5	95	-	4	4	6	1	-	
210	41	-	-	34	10	19	17	2	5	-	5.0	14000	10	-	3.5	85	-	1	1	4	1	-	
211#	45	-	-	11	24	24	15	6	8	-	5.0	17900	12	-	3.3	105	-	2	2	5	2	1	
212	47	-	-	34	6	16	16	6	6	-	6.2	12100	7	-	4.3	73	-	3	3	3	1	-	
213	44	-	-	11	52	21	19	16	16	-	5.3	14000	4	-	-	1	1	6	1	2	
214	33	-	-	18	33	17	13	10	10	-	5.3	13600	5	-	4.6	...	-	-	-	4	1	-	
215	70	-	-	7	57	37	21	33	1	4.6	18900	3	-	-	-	-	10	2	-		
218	3	-	-	...	5	...	4	
219	3	-	-	...	2	
301	2	-	-	...	2	
302	11	-	-	27	46	6	3	1	3	-	-	-	-	
304	26	-	-	42	8	12	5	1	10	-	4.0	83	-	2	2	7	-	-	
305	9	-	-	44	5	4	4	3	2	-	-	-	-	3	-	-	
306#	40	-	-	30	15	16	14	4	10	-	4.3	73	-	2	2	4	-	-	
308	288	-	-	13	14	212	2	33	160	13	-	5.7	21000	124	2	3.8	157	-	4	4	41	8	13
310	29	-	-	21	31	13	12	12	-	-	-	-	-	-	-	
311#	34	-	-	29	12	14	11	1	11	-	4.7	68	-	-	-	2	1	1	
312	37	-	-	8	24	17	13	13	4	-	-	-	-	4	-	-	
313	30	-	-	27	23	14	11	10	2	-	-	-	-	3	-	1	
314	33	-	-	12	36	17	17	12	3	-	-	-	-	4	-	-	
402	75	-	-	16	35	33	26	21	11	-	3.6	77	-	1	1	8	-	-	
403	32	-	-	28	22	16	13	10	4	-	-	-	-	1	1	-	
404	30	-	-	10	37	17	15	13	4	-	-	-	-	8	2	-	
405	58	-	-	28	12	21	15	9	11	-	4.0	85	-	-	-	5	4	-	
406	56	-	-	27	20	26	17	10	12	-	3.9	96	-	1	1	8	2	2	
407	13	-	-	15	6	6	6	6	5	-	-	-	-	1	1	-	
408	27	-	-	7	59	17	15	11	1	-	2.2	65	-	-	-	7	-	-	
409	17	-	-	6	47	10	10	7	6	-	4.2	89	-	-	-	4	1	1	
410	46	-	-	20	26	21	19	13	1	-	-	-	-	2	1	-	
411	19	-	-	5	42	9	9	8	1	-	-	-	-	9	4	-	
412#	114	2	-	22	21	55	32	30	16	-	3.3	88	6	1	1	2	4	5	
413	24	-	-	33	17	10	6	5	5	-	3.6	...	-	-	-	4	-	1	
414#	56	-	-	18	25	26	22	16	5	-	3.6	103	-	1	1	4	2	-	
415	22	-	-	23	23	9	9	8													

Table 2. Characteristics of Housing Units and Population, by Blocks: 1970—Con.

Harrison County, Miss.

[Data exclude vacant seasonal and vacant migratory housing units. For minimum base for derived figures (percent, average, etc.) and meaning of symbols, see text]

Blocks Within Census Tracts	Percent of total population				Year-round housing units				Occupied housing units															
	Total population	Negro	In group quarters	Under 18 years	Total	Lacking some or all plumbing facilities	Units in—		Owner				Renter				1.01 or more persons per room		With roomers, boarders, or lodgers					
							62 years and over	One-unit structures	Structures of 10 or more units	Total	Lacking some or all plumbing facilities	Average number of rooms	Average value (dollars)	Percent Negro	Total	Lacking some or all plumbing facilities	Average number of rooms	Average contract rent (dollars)		Percent Negro	Total	With all plumbing facilities		
																							One-person households	With female head of family
511#	33	-	-	9	24	-	7	-	6.3	-	-	10	-	4.0	72	-	-	7	3	-				
512	37	-	-	19	30	24	8	-	5.6	-	-	10	-	4.0	62	-	1	5	1	-				
516	1	1				
517	8	6	...	3	1	2				
519	2	1				
520	3	1				
14.99	8	-	100	-	-	-	-	-	-	-	-	-	-	-	-	-	-	-	-	-				
200	8	-	100	-	-	-	-	-	-	-	-	-	-	-	-	-	-	-	-	-				
15	4842	7	-	43	5	1391	43	1165	17	899	13	5.8	19600	6	425	28	4.7	105	10	115	107	109	114	22
101#	136	1	-	31	10	48	1	34	17	32	1	4.9	20500	-	14	-	4.1	87	7	5	4	8	2	1
102	13	-	-	23	23	4
104	180	-	-	37	6	64	...	32	...	54	-	4.6	24000	-	7	-	4.3	...	-	3	3	10	4	2
105	24	-	-	46	-	6	-	6	-	6	-	6.0	25600	-	-	-	-	-	-	1	1
106	43	-	-	37	5	14	-	14	-	11	-	6.2	27700	-	1	-	-	-	-
108	14	-	-	43	14	3
109	18	11	-	22	22	7	1	7	...	4	3
110	83	1	-	29	22	32	1	27	...	14	-	5.6	17600	-	17	1	4.6	82	6
111	356	4	-	28	9	143	3	72	17	69	3	5.1	18800	6	67	-	4.1	100	2	4	4	23	7	5
112	71	9	-	48	3	22	-	21	-	14	-	6.1	18100	7	5	-	5.2	...	20	-	-	-	-	-
113#	131	6	-	49	1	36	-	32	-	17	-	5.8	16300	-	16	-	4.8	114	6	3	3	1	4	1
114	70	13	-	29	10	23	-	18	-	18	-	5.3	19500	6	4	-	-	1	1	2	7	5
115	219	2	-	44	6	68	4	49	-	31	-	5.5	19300	3	30	4	4.4	101	3	8	8	8	1	1
201	461	4	-	47	4	134	3	125	-	92	1	6.0	21800	1	30	2	4.5	99	7	8	6	9	15	2
202	19	32	-	53	11	4
203	11	18	-	64	9	3
204	170	3	-	52	4	40	-	39	-	36	-	6.4	23400	3	3	-	-	2	2	1	2	1
205	134	3	-	49	2	33	-	33	-	23	-	5.9	17400	4	10	-	5.5	119	10	2	3	3	1	2
206	144	8	-	46	6	34	-	33	-	30	-	6.1	21700	3	4	-	-	5	5	3	3	1
207	77	8	-	42	3	20	1	19	-	18	-	6.2	29000	-	2	-	-	1	1	-	2	-
208	48	17	-	52	2	12	-	11	-	10	-	6.7	25400	10	2	-	-	1	1	-	1	-
209	57	12	-	49	2	16	-	15	-	13	-	6.5	20000	8	3	-	-	1	1	-	2	-
210	63	11	-	46	11	18	2	17	-	14	-	5.8	18400	7	3	-	-	3	3	2	1	-
211	18	22	-	17	17	7	-	7	-	5	-	6.4	22500	20	1	-	-	3	3	1	3	-
212	182	13	-	41	4	54	1	6	-	36	-	4.3	14000	14	17	1	3.4	108	6	12	12	4	3	2
301	558	11	-	42	4	165	8	158	-	78	2	5.8	16300	10	76	4	4.7	93	15	15	13	12	16	2
302	70	89	-	53	10	17	5	15	-	10	2	4.7	7300	90	7	3	3.7	...	100	7	4	4	3	2
303	65	97	-	43	12	14	1	14	-	11	1	6.0	8300	91	2	-	-	4	4	4	1	1
304#	160	3	-	48	3	37	1	37	-	25	-	6.3	18000	-	11	1	5.5	143	9	5	5	-	-	-
305	63	-	-	49	3	16	1	16	-	10	-	5.7	18800	-	5	1	4.8	...	-	2	2	1	3	-
306#	62	-	-	53	3	14	1	14	-	9	-	6.2	21300	-	5	1	5.0	116	-	2	2	1	3	-
307	70	-	-	44	1	17	1	17	-	14	-	6.2	20400	-	3	-	-
308	269	-	-	51	2	65	1	65	-	53	1	6.1	19900	-	12	-	-	7	7	4	7	1
309#	184	2	-	44	1	43	1	43	-	34	1	6.5	19300	3	8	-	5.8	136	-	5	5	4	2	1
310#	88	-	-	52	2	21	-	21	-	12	-	6.1	17400	-	7	-	5.4	143	-	3	3	-	4	-
311	43	-	-	44	2	11	-	11	-	9	-	6.1	18500	-	2	-	-	1	1	-	1	-
312#	81	-	-	56	1	19	1	19	-	10	-	7.2	20400	-	8	-	6.0	124	-	1	-	-
313	160	-	-	46	2	40	1	40	-	34	1	6.3	17400	-	6	-	6.0	135	-	4	4	-	8	-
314	40	-	-	33	-	16	-	16	-	-	-	-	-	-	13	1	4.2	88	-	1	1	-	-	-
315	22	-	27	27	-	5	-	5	-	5	-	5.8	16500	-	-	-	-	-	-	-	-	-
316	50	-	-	40	2	13	-	13	-	10	-	6.1	17400	-	3	-	-	1	1	-	-	-
317	115	-	-	43	4	33	-	33	-	18	-	5.7	16300	-	14	-	5.8	133	-	1	1	2	4	-
16	4372	-	-	40	5	1259	9	1227	-	1072	4	6.5	26200	-	141	5	5.4	123	1	50	50	73	64	2
102#	200	-	-	33	9	63	-	61	-	54	-	6.1	27700	-	9	-	4.6	118	-	5	5	6	2	2
103	144	-	-	33	8	43	2	43	-	39	2	5.6	20500	-	4	-	-	2	2	3	2	-
104	87	-	-	38	8	32	-	32	-	24	-	6.5	26800	-
105	157	-	-	43	5	42	1	41	-	38	-	6.7	25600	-	4	-	-	2	2	3	1	-
106	42	14	-	31	-	12	-	12	-	12	-	6.4	27600	8	-	-	-	1	1	-	2	-
107	45	-	-	33	16	13	-	12	-	11	-	6.3	26900	-	2	-	-	3	1	-
109	63	-	-	38	2	16	-	16	-	13	-	5.9	19000	-	3	-	-	2	2	-	1	1
110	33	3	-	30	12	13	1	13	-	10	-	6.0	23400	-	2	-	-	3	2	-
111	79	-	-	41	3	22	-	22	-	21	-	6.2	23500	-	1	-	-	-	-	-	3	-
112	60	5	-	38	8	17	-	17	-	15	-	6.5	26000	7	2	-	-	1	1	1	1	-
113	35	-	-	29	11	11	-	11	-	10	-	6.4	23400	-	-	-	-	-	-	-	-	-
114	90	-	-	28	8	28	-	28	-	25	-	6.6	29200	-	2	-	-	-	-	2	-	-
115	19	-	-	53	5	5	-	5																

Table 2. Characteristics of Housing Units and Population, by Blocks: 1970—Con.

Harrison County, Miss.

[Data exclude vacant seasonal and vacant migratory housing units. For minimum base for derived figures (percent, average, etc.) and meaning of symbols, see text]

Blocks Within Census Tracts	Percent of total population				Year-round housing units				Occupied housing units															
	Total population	Negro	In group quarters	Under 18 years and over	Total	Lacking some or all plumbing facilities	Units in —		Owner				Renter				1.01 or more persons per room		With all plumbing facilities	One-person households	With female head of family	With roomers, boarders, or lodgers		
							One-unit structures	Structures of 10 or more units	Total	Lacking some or all plumbing facilities	Average number of rooms	Average value (dollars)	Percent Negro	Total	Lacking some or all plumbing facilities	Average number of rooms	Average contract rent (dollars)	Percent Negro					Total	With all plumbing facilities
220	50	-	-	22	12	19	-	17	-	16	-	5.9	17300	-	3	-	1	1	4	1	-
305	44	-	-	34	7	14	-	14	-	11	-	7.0	26900	-	2	-	-	-	-	2	-
306	43	-	-	30	14	14	-	14	-	14	-	6.5	28700	-	-	-	-	-	-	-	-	1	1	-
308	85	-	-	34	6	24	-	24	-	24	-	5.9	25400	-	-	-	-	-	-	-	-	2	2	-
309	56	-	-	39	-	18	-	18	-	18	-	6.5	23600	-	-	-	-	-	-	-	-	2	1	-
310	84	-	-	52	2	20	-	20	-	17	-	6.4	25300	-	1	-	1	1	1	2	-
311	55	-	-	47	2	14	-	14	-	12	-	7.0	30400	-	1	-	1	1	1	-	-
312	48	-	-	38	2	15	-	15	-	13	-	5.8	23800	-	1	-	1	1	1	-	-
313	61	-	-	43	2	17	-	17	-	15	-	6.6	22200	-	1	-	1	1	1	-	-
314	56	-	-	39	2	16	-	16	-	13	-	6.3	24800	-	2	-	1	1	1	-	-
315	44	-	-	43	16	13	-	13	-	12	-	7.3	24600	-	-	-	-	-	-	-	-	1	-	-
316	47	-	-	30	11	14	-	13	-	11	-	5.8	15800	-	2	-	-	-	-	-	-
317	7	-	-	43	14	2	-	-
318	52	-	-	33	14	15	1	15	...	15	1	6.9	32200	-	-	-	-	-	-	-	-	1	2	-
319	70	-	-	44	4	17	1	17	...	13	-	7.9	37100	-	4	-	2	2	1	1	-
321#	58	-	-	48	2	16	-	16	-	8	-	5.6	15000	-	7	...	5.4	117	-	2	2	3	2	-
322	53	-	-	25	4	22	-	17	-	10	-	5.7	16000	-	10	...	4.4	113	-	1	1	2	1	-
323	125	-	-	35	2	36	-	35	-	35	-	6.8	29000	-	-	-	-	-	-	-	-	2	1	-
401	50	-	-	42	4	14	-	14	-	14	-	6.3	27500	-	-	-	-	-	-	-	1	1	-	-
402	55	-	-	31	4	16	-	16	-	16	-	6.4	28700	-	-	-	-	-	-	-	-	-	1	-
403	45	-	-	42	4	12	-	12	-	10	-	6.6	23500	-	1	-	1	1	-	1	-
404	46	-	-	30	2	13	-	13	-	13	-	6.5	27900	-	-	-	-	-	-	-	2	2	-	-
405	150	-	-	43	3	37	-	37	-	35	-	6.8	32600	-	2	-	2	2	2	-	-
406	72	-	-	43	1	18	-	18	-	18	-	7.1	27400	-	-	-	-	-	-	-	-	1	1	-
407	78	-	-	42	4	22	-	22	-	21	-	7.5	38100	-	1	-	-	-	-	-	-
408	5	-	-	60	1	-	-
409	85	-	-	47	6	20	-	20	-	19	-	7.6	35900	-	1	-	-	-	3	1	-
410	50	-	-	44	8	15	-	15	-	14	-	7.3	37100	-	1	-	-	-	1	-	-
411	46	-	-	50	9	11	-	11	-	11	-	6.7	24200	-	-	-	-	-	-	-	2	2	-	-
412	61	-	-	44	-	15	-	15	-	15	-	6.8	31700	-	-	-	-	-	-	-	-	-	1	-
413	25	-	-	52	-	6	-	6	-	6	-	8.3	46300	-	-	-	-	-	-	-	-	-	-	-
414	266	-	-	47	5	73	-	71	-	65	-	7.0	37900	-	2	-	1	1	3	1	-
415	2	1	-	-
416	15	-	-	53	-	4	-	-
418	53	-	-	47	9	15	-	15	-	14	-	6.8	30900	-	1	-	-	-	1	1	-
17	6099	21	1	36	9	2093	81	1548	150	1189	46	5.6	17000	18	676	27	4.2	100	16	174	159	225	174	62
101	13	-	-	23	23	6	-	6	-	4	-	1	-	1	1	2	-	-
102	15	-	-	40	27	7	-	4	-	4	-	1	-	-	-	1	-	-
103	11	-	-	9	27	5	-	4	-	5	-	5.6	...	-	-	-	-	-	-	-	-	-	-	-
104	63	19	-	24	5	25	1	8	-	15	1	4.4	17000	27	9	-	4.0	107	11	1	1	1	-	2
105	47	28	-	30	32	21	2	20	-	9	1	6.0	22500	56	7	-	4.6	58	14	1	1	2	-	2
106	79	85	-	46	4	23	-	19	-	8	-	5.5	8100	100	13	-	3.4	62	69	4	4	2	2	3
107	19	42	-	42	16	6	-	5	-	5	-	5.8	...	20	1	-	1	1	1	-	-
108	5	-	-	40	-	2	-	-
109	7	29	-	-	86	5	-	5	-	4	-	1	-	3	-	-
110	17	-	-	29	12	5	-	5	-	3	-	2	-	-	-	-	1	-
111	4	3	-	-
112	7	-	-	...	43	4	-	-
113	14	-	-	36	7	6	-	6	-	4	-	-
114	62	100	-	73	-	15	1	8	-	4	-	-
115	41	-	-	24	15	17	-	1	1	10	-	3.8	...	-	7	-	3.3	39	100	7	6	-	3	-
116	51	-	-	22	14	21	-	9	-	7	-	5.3	...	-	7	-	3.1	59	-	2	2	5	2	1
117	96	37	-	37	9	37	2	31	-	21	-	5.0	9700	43	14	-	3.6	82	-	1	1	5	-	-
118	106	98	-	47	9	33	5	31	-	20	4	4.9	11300	95	9	-	5.0	58	22	2	2	4	6	-
120	14	100	-	43	7	6	-	6	-	4	-	8	1	4.4	44	100	6	5	7	4	-
121	10	100	-	70	-	4	-	-
122	22	100	-	68	-	14	...	14	-	3	-	-
127	79	58	-	28	17	31	7	28	-	20	6	5.2	13000	60	8	1	3.9	47	50	4	4	7	8	-
128	58	60	-	53	2	14	7	13	-	11	5	4.8	6600	55	3	-	4	4	2	2	-
201	63	95	-	41	14	22	4	21	-	11	2	4.8	9080	100	10	2	3.6	33	90	5	3	6	7	1
202	61	77	-	36	10	17	2	15	-	14	1	5.7	10680	64	1	-	2	1	2	3	-
203	75	56	-	35	23	21	-	17	-	11	-	5.6	11880	55	1	-	5	5	3	2	-
204	44	100	-	57	2	10	-	10	-	8	-	6.1	14200	100	2	-	-	2	2	1	4	2
205	143	87	1	45	11	38	3	38	-	27	2	5.0	15100	82	7	-	4.9	42	100	9	8	2	7	1
206	73	47	-	26	27	32	-	24	-	16	-	5.6	10700	50	9	-	4.0	62	33	1	1	2	1	-
207	133	-	-	35	6	56	-	34	19	25	-	5.0	14900	-	20	-	4.2	66	-	6	6	4	4	3
210	3	1	-	12	-	2	2	6	5	...
212	152	25	-	34	9	50	3	36	12	34	3	6.5	27300	27	4	-	4.2	63	8	3	3	12	4	1
213	275	1	-	33	8	96	2	93	-	83	2	6.4	29600	1	4	-	-	3	3	1	4	1
214	17	-	-	6	-	6	-	6	-	6	-	7.7	34200	-	-	-	-	-	-	-	-	-	-	-
215	147	-	-	31	8	47	3	47	-	45	3	6.7	31000	-	1	-	-	-	2	-	-
216	30	-	-	30	7	10	-	10	-	8	-	6.8	37500	-	1	-	-	-	2	1	-
217	57	-	-	33	19	18	-	18	-	16	-	6.1	28700	-	2	-	2	2	-	-	2
219	34	-	-	56	-	8	1	7	-	5	1	5.8	14800	-	8	-	-	-	-	-	-
220	79	1	-	39	6	24	-	24	-	16	-	5.6	13600	-	8	-	5.3	111	13	1	1	2	1	-
221	32																							

Table 2. Characteristics of Housing Units and Population, by Blocks: 1970—Con.

Harrison County, Miss.

[Data exclude vacant seasonal and vacant migratory housing units. For minimum base for derived figures (percent, average, etc.) and meaning of symbols, see text]

Blocks Within Census Tracts

Total population	Percent of total population				Year-round housing units				Occupied housing units															
	Negro	In group quarters	Under 18 years	62 years and over	Total	Units in—		Owner			Renter				1.01 or more persons per room		One-person households	With female head of family	With roomers, boarders, or lodgers					
						Lacking some or all plumbing facilities	Structures of 10 or more units	Total	Lacking some or all plumbing facilities	Average number of rooms	Average value (dollars)	Percent Negro	Total	Lacking some or all plumbing facilities	Average number of rooms	Average contract rent (dollars)				Percent Negro	Total	With all plumbing facilities		
310	91	100	—	42	10	43	18	41	—	20	6	5.1	11200	100	12	5	3.3	49	100	4	3	8	6	1
311	12	100	—	50	8	5	2	3	—	1	—	—	—	—	3	—	—	—	—	—	—	—	—	—
312	27	100	—	52	—	10	3	5	—	2	—	—	—	—	5	2	3.2	—	—	—	—	—	—	—
313	64	100	—	45	8	20	7	17	—	9	2	5.1	10200	100	7	4	4.6	56	100	4	4	3	2	—
314	23	100	—	57	—	6	1	5	—	5	1	4.8	—	—	2	—	—	—	—	—	—	—	—	—
316	17	94	—	41	6	8	—	8	—	4	—	—	—	—	2	—	—	—	—	—	—	—	—	—
317#	53	77	—	36	2	18	11	15	—	5	2	4.2	—	—	12	9	3.3	41	67	4	4	2	3	3
318	25	100	—	60	4	7	6	7	—	3	—	—	—	—	2	—	—	—	—	—	—	—	—	—
319	22	100	—	82	—	2	—	—	—	—	—	—	—	—	2	—	—	—	—	—	—	—	—	—
320#	91	100	—	59	2	24	5	23	—	10	—	5.3	11100	100	9	2	3.7	53	100	10	10	—	—	—
321#	48	81	—	54	4	12	6	12	—	3	—	—	—	—	8	5	3.6	32	88	5	2	1	4	—
322	12	42	—	25	25	4	—	—	—	—	—	—	—	—	—	—	—	—	—	—	—	—	—	—
323	16	44	—	44	6	7	—	7	—	4	—	—	—	—	2	—	—	—	—	—	—	—	—	—
324	2	—	—	—	—	1	—	—	—	—	—	—	—	—	—	—	—	—	—	—	—	—	—	—
402	2	—	—	—	—	1	—	—	—	—	—	—	—	—	—	—	—	—	—	—	—	—	—	—
405#	56	95	—	52	4	27	13	17	5	3	—	—	—	—	13	8	3.2	44	85	6	3	4	3	—
408	42	79	—	43	10	19	9	14	—	10	5	5.3	12000	80	5	1	3.8	—	—	—	—	—	—	—
409	16	100	—	63	—	5	2	4	—	2	—	—	—	—	1	—	—	—	—	—	—	—	—	—
411#	68	97	—	28	15	29	11	18	—	8	3	4.1	6400	75	15	6	3.7	47	100	5	3	7	1	2
412#	60	100	—	50	5	22	5	14	—	4	—	—	—	—	13	3	3.4	62	100	4	3	5	4	1
413	3	—	—	—	—	1	—	—	—	—	—	—	—	—	—	—	—	—	—	—	—	—	—	—
415#	37	84	—	43	—	13	3	7	—	3	—	—	—	—	8	1	2.8	49	—	4	3	3	2	—
416	22	100	—	64	—	5	—	5	—	2	—	—	—	—	3	—	—	—	—	—	—	—	—	—
417	2	—	—	—	—	1	—	—	—	—	—	—	—	—	—	—	—	—	—	—	—	—	—	—
418#	59	100	—	32	10	22	8	21	—	8	—	4.9	8600	100	14	8	3.2	40	100	3	2	10	2	1
419#	48	100	—	44	—	23	7	17	4	2	—	—	—	—	16	4	2.8	31	100	4	2	9	2	—
420#	31	97	—	29	16	16	6	12	—	5	1	5.6	7200	100	8	4	2.6	26	88	2	1	6	4	2
421	14	100	—	14	36	6	2	2	—	2	—	—	—	—	4	—	—	—	—	—	—	—	—	—
424	17	100	—	29	—	9	3	9	—	2	—	—	—	—	5	1	3.8	—	—	—	—	—	—	—
425#	30	100	—	40	13	12	5	12	—	5	1	6.0	—	—	6	3	4.8	39	100	1	—	3	1	1
426#	37	97	—	35	24	20	9	17	—	8	3	4.4	6800	100	9	5	3.0	43	89	3	1	9	3	—
427	5	100	—	20	20	5	2	5	—	2	—	—	—	—	1	—	—	—	—	—	—	—	—	—
429	4	—	—	—	—	3	—	—	—	—	—	—	—	—	—	—	—	—	—	—	—	—	—	—
901	50	10	—	48	6	14	1	4	—	13	1	4.5	—	—	1	—	—	—	—	—	—	—	—	—
902	21	10	—	33	10	7	1	6	—	3	—	—	—	—	1	—	—	—	—	—	—	—	—	—
903	16	10	—	38	10	5	1	4	—	5	—	—	—	—	3	—	—	—	—	—	—	—	—	—
904	31	—	—	36	3	10	1	7	—	5	1	5.0	—	—	5	—	4.2	101	—	—	—	—	—	—
905	25	—	—	48	4	10	1	10	—	6	1	5.0	11300	—	1	—	—	—	—	—	—	—	—	—
906	26	—	—	35	15	10	2	10	—	9	2	5.1	14500	—	—	—	—	—	—	—	—	—	—	—
909	62	—	—	44	3	23	1	23	—	15	—	5.3	12900	—	4	—	—	—	—	—	—	—	—	—
19	4606	19	—	36	10	1521	39	1385	2	1053	25	5.3	14200	16	361	14	4.6	73	22	136	130	176	163	22
101	385	—	—	39	3	157	—	141	—	106	—	5.2	18600	—	10	—	4.0	73	—	8	8	10	7	—
102	14	—	—	50	7	4	—	—	—	—	—	—	—	—	—	—	—	—	—	—	—	—	—	—
103	102	—	—	50	—	24	—	24	—	20	—	5.7	15000	—	4	—	—	—	—	—	—	—	—	—
104	155	—	—	45	3	43	2	43	—	37	2	5.3	12500	—	6	—	5.0	108	—	2	2	2	5	—
105	11	—	—	27	—	—	—	—	—	—	—	—	—	—	—	—	—	—	—	—	—	—	—	—
106	8	—	—	25	13	4	—	—	—	—	—	—	—	—	—	—	—	—	—	—	—	—	—	—
107	23	—	—	17	35	9	—	9	—	4	—	—	—	—	4	—	—	—	—	—	—	—	—	—
108	12	—	—	50	—	3	—	—	—	—	—	—	—	—	—	—	—	—	—	—	—	—	—	—
109	33	—	—	33	12	13	—	11	—	5	—	4.8	—	—	6	—	4.8	78	—	1	1	—	—	—
110	36	—	—	42	11	10	—	8	—	5	—	5.4	—	—	5	—	4.2	—	—	2	2	3	4	—
111	16	—	—	31	—	6	—	6	—	6	—	4.8	12100	—	—	—	—	—	—	—	—	—	—	—
112	39	—	—	36	13	10	—	10	—	5	—	4.6	10300	—	4	—	—	—	—	—	—	—	—	—
113	52	—	—	33	14	16	2	15	—	11	—	5.4	11500	—	5	2	4.6	—	—	1	1	1	1	1
114	29	—	—	17	10	14	1	8	—	6	1	5.7	—	—	7	—	4.9	72	—	—	—	—	—	—
115	25	—	—	8	12	9	—	6	—	5	—	4.6	9800	—	4	—	—	—	—	—	—	—	—	—
116#	37	—	—	38	16	11	—	10	—	6	—	5.2	10400	—	5	—	4.6	70	—	2	2	2	2	—
117	34	—	—	32	—	10	—	6	—	4	—	5.7	13300	—	4	—	—	—	—	—	—	—	—	—
118	32	—	—	25	16	12	1	12	—	8	1	5.0	7700	—	4	—	—	—	—	—	—	—	—	—
119	41	—	—	27	10	13	—	9	—	7	—	4.7	10000	—	6	—	4.3	87	—	1	1	3	1	1
120	63	—	—	48	—	15	2	15	—	12	2	4.6	8000	—	2	—	—	—	—	—	—	—	—	—
121	33	52	—	24	18	14	3	13	—	10	3	4.3	8400	50	3	—	—	—	—	—	—	—	—	—
201	91	—	—	39	2	14	1	12	—	11	1	5.3	12500	91	2	—	—	—	—	—	—	—	—	—
202#	47	69	—	46	8	22	3	21	—	16	1	4.6	9600	63	5	2	4.0	67	60	5	5	6	3	—
203	86	4	—	42	6	30	—	16	2	17	—	4.8	11900	6	9	—	4.1	70	—	4	4	3	3	—
204	87	—	—	46	8	27	1	24	—	15	1	4.7	11800	—	8	—	4.5	73	—	5	5	—	—	—
205	5	—	—	20	—	2	—	—	—	—	—	—	—	—	—	—	—	—	—	—	—	—	—	—
206	137	98	—	49	6	34	—	30	—	22	1	4.9	7300	91	12	3	4.0	45	100	9	9	8	5	1
207	160	89	—	41	10	46	2	41	—	35	2	4.8	7000	89	7	—	4.3	35	71	10	9	6	10	2
208	10	—	—	10	10	4	—	—	—	—	—	—	—	—	—	—	—	—	—	—	—	—	—	—
209	95	—	—	52	5	26	1	26	—	10	1	5.1												

Table 2. Characteristics of Housing Units and Population, by Blocks: 1970—Con.

Harrison County, Miss.

[Data exclude vacant seasonal and vacant migratory housing units. For minimum base for derived figures (percent, average, etc.) and meaning of symbols, see text]

Blocks Within Census Tracts	Percent of total population				Year-round housing units				Occupied housing units														
	Total population	Negro	In group quarters	Under 18 years and over	Total	Lacking some or all plumbing facilities	Units in—		Owner				Renter				1.01 or more persons per room		With rooms, boarders, or lodgers				
							One-unit structures	Structures of 10 or more units	Total	Lacking some or all plumbing facilities	Average number of rooms	Average value (dollars)	Percent Negro	Total	Lacking some or all plumbing facilities	Average number of rooms	Average contract rent (dollars)	Percent Negro	Total	With all plumbing facilities	One-person households	With female head of family	With rooms, boarders, or lodgers
403	43	12	19	16	17	9	6	5.5	14200	17	11	4.5	120	1	1	3	—	1					
404	42	—	33	17	16	12	11	4.9	12600	—	4	—	—	3	3	5	2	—					
405	54	—	43	11	19	7	6	5.5	—	—	9	3.8	76	1	1	1	2	1					
406	122	—	25	4	70	1	1	—	—	—	48	4.0	99	3	3	13	4	4					
407	31	—	—	32	12	12	9	5.6	14300	—	3	—	—	—	—	2	—	—					
408	34	—	32	15	8	8	6	6.8	17300	—	2	—	—	—	—	—	2	—					
409	60	—	17	12	30	15	11	5.9	14100	—	17	3.4	89	1	1	6	2	1					
411	37	—	19	19	18	9	5	6.0	—	—	12	3.5	73	—	—	6	2	1					
412	35	—	20	34	27	7	7	6.1	—	—	13	2.2	49	—	—	13	2	—					
414	7	—	14	29	4	—	—	—	—	—	—	—	—	—	—	—	—	—					
416	6	—	17	—	5	2	1	—	—	—	2	—	—	—	—	—	—	—					
417	12	—	25	17	3	—	—	—	—	—	—	—	—	—	—	—	—	—					
501	54	—	17	24	29	16	10	3.8	10400	—	15	3.6	51	—	—	8	2	—					
503	27	11	19	22	12	6	3	—	—	—	8	3.5	64	1	1	3	—	1					
504	12	—	33	8	4	—	—	—	—	—	—	—	—	—	—	—	—	—					
505	43	—	23	33	16	10	9	5.8	13800	—	6	3.7	64	1	1	4	2	1					
506	43	—	26	23	16	11	7	6.1	12100	—	8	3.5	80	2	2	1	2	—					
507	31	—	13	36	13	9	8	6.0	18600	—	4	—	—	—	—	4	1	1					
508	44	—	27	11	18	13	9	5.2	15200	—	9	4.7	70	1	1	4	3	—					
509	50	—	26	16	16	13	8	6.3	15900	—	8	3.9	92	1	1	2	1	1					
510 #	42	—	29	17	14	14	8	6.4	15700	—	6	4.8	88	—	—	1	2	—					
511 #	42	—	41	10	14	5	7	5.6	14800	—	7	3.4	68	2	2	2	2	—					
512	38	—	32	16	16	9	5	6.2	14500	—	10	4.1	68	—	—	4	4	2					
513	37	—	19	11	13	12	10	5.7	10100	—	3	—	—	—	—	3	1	1					
514	33	—	9	24	15	12	8	5.4	11600	—	6	3.5	81	1	1	—	3	2					
515	22	—	14	27	13	13	9	4.9	12800	—	1	—	—	—	—	1	2	1					
516	45	—	40	9	19	12	8	5.8	13900	—	6	4.2	73	1	1	2	2	—					
601	22	—	18	27	11	11	8	5.4	14100	—	2	—	—	—	—	3	1	—					
602	25	—	20	20	13	10	9	5.6	10900	—	3	—	—	—	—	5	1	—					
603	29	—	35	17	8	8	4	—	—	—	3	—	—	—	—	—	1	1					
604	23	—	13	44	11	11	8	5.4	9300	—	2	—	—	—	—	2	3	—					
605	14	—	29	14	6	6	4	—	—	—	2	—	—	—	—	1	2	1					
606	21	—	62	—	4	—	—	—	—	—	—	—	—	—	—	—	—	—					
607	3	—	—	—	1	—	—	—	—	—	—	—	—	—	—	—	—	—					
608 #	41	—	22	17	20	17	4	—	—	—	12	3.8	70	2	2	3	1	1					
609	11	—	64	5	5	5	3	—	—	—	2	—	—	—	—	—	—	—					
610	51	—	20	14	22	14	9	5.4	13900	—	12	4.0	74	—	—	3	2	—					
611	30	—	33	20	14	10	8	5.6	15400	—	4	—	—	—	—	3	2	—					
612	28	29	25	4	11	5	3	—	—	—	7	4.1	121	—	—	6	—	—					
613	30	—	40	10	11	9	8	5.0	12900	—	2	—	—	—	—	—	3	—					
614	9	—	22	11	5	5	1	—	—	—	3	—	—	—	—	—	—	—					
615	20	—	25	5	6	6	5	5.6	10200	—	1	—	—	—	—	1	—	—					
616	10	—	10	30	6	4	2	—	—	—	3	—	—	—	—	1	1	—					
617	9	—	11	11	4	—	—	—	—	—	—	—	—	—	—	—	—	—					
618	39	—	36	15	14	14	9	6.1	14600	—	4	—	—	—	—	5	—	—					
619	34	—	38	15	12	10	7	5.6	14300	—	4	—	—	—	—	1	3	—					
620	47	—	26	2	22	2	4	—	—	—	16	4.3	83	—	—	7	1	1					
621 #	49	—	31	14	22	11	8	4.8	11700	—	10	2	3.9	80	2	2	5	—					
622	24	—	13	50	12	10	11	5.7	14200	—	1	—	—	—	—	5	1	—					
623	20	—	45	5	8	5	4	—	—	—	4	—	—	—	—	2	3	—					
701	48	—	40	15	10	10	8	4.9	11600	—	2	—	—	—	—	4	3	—					
702	28	—	39	21	9	7	5	6.0	15300	—	4	—	—	—	—	1	2	—					
703	51	—	19	29	9	8	5	5.0	12300	—	4	—	—	—	—	1	2	—					
704 #	21	—	37	12	20	10	10	5.2	14500	—	8	4.3	74	1	1	2	3	—					
706 #	37	—	27	16	14	12	7	5.6	13800	—	6	4.5	75	—	—	2	1	1					
707	27	—	41	11	6	5	1	7.0	16800	—	—	—	—	—	—	—	—	—					
708	19	—	16	32	11	6	2	—	—	—	1	3.3	78	—	—	1	3	—					
709	38	—	29	16	11	10	7	5.7	12700	—	4	—	—	—	—	1	2	—					
710	80	—	29	20	32	25	19	5.2	15000	—	11	5.2	71	1	1	7	2	1					
711	34	—	35	12	11	11	6	4.5	8800	—	4	—	—	—	—	4	4	—					
712	20	—	30	5	13	5	7	4.0	—	—	3	—	—	—	—	1	1	—					
713 #	21	—	10	43	10	7	5	5.8	—	—	5	3.8	71	—	—	3	—	—					
714	36	—	33	8	13	7	5	5.4	—	—	7	2.9	82	—	—	4	2	—					
715	30	—	17	10	14	7	11	4.2	—	—	2	—	—	—	—	1	4	—					
801	8	25	25	25	5	3	1	—	—	—	4	—	—	—	—	2	2	—					
802	44	18	25	25	22	14	5	2	—	—	19	2.3	66	4	4	9	2	—					
803	48	8	21	21	16	16	3	—	—	—	12	4.8	49	17	2	3	1	5					
804	48	—	27	29	10	16	11	5.1	13400	—	4	—	—	—	—	3	1	—					
805	14	—	29	7	4	—	—	—	—	—	—	—	—	—	—	—	—	—					
806	72	—	40	6	22	17	8	5.1	11200	—	14	4.6	76	3	3	3	1	2					
807 #	58	—	24	24	24	21	11	5.2	13500	—	12	4.3	80	2	2	2	5	1					
808	59	—	31	14	30	3	21	—	—	—	19	4.3	67	—	—	7	2	1					
809	22	23	23	—	15	4	8	—	—	—	5	3.8	61	20	—	4	—	—					
810	21	81	29	14	7	2	5	5.2	—	80	2	—	—	—	—	—	1	—					
811	11	—	18	9	11	9	2	—	—	—	2	—	—	—	—	—	—	—					
812	79	—	33	11	34	4	22	5.0	12900	—	18	3.3	69	1	1	8	1	2					
813	58	—	29	19	22	19	18	4.9	10300	—	3	—	—	—	—	1	3	—					
814	54	4	43	9	20	2	15	4.8	9000	10	8	4.6	64	—	—	2	4	3					
815	74	3	35	7	22	2	22	5.3	9800	11	10	4.6	70	2	1	4	—	1					
816	17	—	24	6	8	7	4	—	—	—	2	—	—	—	—	—	2	—					
817	31	77	26	16	9	8	4	—	—	—	5	5.0	—	60	2	2	2	1					
818	32	94	25	9	13	3	12	4.7	7600	83	5	3.8	47	80	2	1	3	—					
819	133	54	6	41	36	2	34	5.2	8600	50	13	4.1	51	54	8	8	5	3					
820	117	100	40	8	38	4	29	3	8000	100	16	3.4	47	100	6	5	8	3					
821	44	100	32	9	15	11	12	—	—	—	11	9	3.1	31	100	3	—	—					
822	3	—	—	—	1	—	—	—	—	—	—	—	—	—	—	—	—	—					

Table 2. Characteristics of Housing Units and Population, by Blocks: 1970—Con.

Harrison County, Miss.

[Data exclude vacant seasonal and vacant migratory housing units. For minimum base for derived figures (percent, average, etc.) and meaning of symbols, see text]

Blocks Within Census Tracts	Percent of total population				Year-round housing units				Occupied housing units																
	Total popu- lation	Negro	In group quar- ters	Under 18 years	62 years and over	Total	Lack- ing some or all plumb- ing facil- ities	Units in—		Owner				Renter				1.01 or more persons per room		With room- ers, board- ers, or lodg- ers					
								One- unit struc- tures	Struc- tures of 10 or more units	Total	Lack- ing some or all plumb- ing facil- ities	Average num- ber of rooms	Average value (dol- lars)	Per- cent Negro	Total	Lack- ing some or all plumb- ing facil- ities	Average num- ber of rooms	Average con- tract rent (dol- lars)	Per- cent Negro		Total	With all plumb- ing facil- ities	One- person house- holds	With female head of family	
																									Structures of 10 or more units
21	276	27	50	7	16	98	39	16	53	12	—	7.3	32400	8	63	27	2.6	79	5	5	4	44	9	3	
101	14	57	—	14	21	4	—	—	—	—	—	—	—	—	—	—	—	—	—	—	—	—	—	—	—
103	13	39	—	31	15	6	1	1	—	1	—	—	—	—	5	1	2.8	57	20	1	1	3	1	—	
104	13	39	77	8	—	1	—	—	—	—	—	—	—	—	—	—	—	—	—	—	—	—	—	—	
106	30	—	—	3	40	16	—	2	13	2	—	—	—	14	—	3.4	146	—	—	—	—	7	2	1	
107	5	—	—	—	80	2	—	—	—	—	—	—	—	—	—	—	—	—	—	—	—	—	—	—	
110	137	40	93	5	5	4	—	—	—	—	—	—	—	—	—	—	—	—	—	—	—	—	—	—	
112	—	—	—	—	—	2	—	—	—	—	—	—	—	—	—	—	—	—	—	—	—	—	—	—	
115	—	—	—	—	—	1	—	—	—	—	—	—	—	—	—	—	—	—	—	—	—	—	—	—	
201	2	—	—	—	—	3	—	—	—	—	—	—	—	—	—	—	—	—	—	—	—	—	—	—	
203	2	—	—	—	—	1	—	—	—	—	—	—	—	—	—	—	—	—	—	—	—	—	—	—	
204#	14	—	—	—	14	17	10	—	14	—	—	—	—	12	9	1.9	68	—	—	—	—	10	—	—	
206	1	—	—	—	—	1	—	—	—	—	—	—	—	5	—	—	—	—	—	—	—	—	—	—	
207	5	—	—	—	60	5	5	—	3	—	—	—	—	5	5	1.2	—	—	—	—	—	5	—	—	
208	12	—	—	8	25	22	22	—	19	—	—	—	—	11	11	1.0	44	—	—	1	—	10	1	—	
209	2	—	—	—	—	1	—	—	—	—	—	—	—	—	—	—	—	—	—	—	—	—	—	—	
213	7	—	—	—	14	2	—	—	—	—	—	—	—	—	—	—	—	—	—	—	—	—	—	—	
214	7	—	—	—	—	1	—	—	—	—	—	—	—	—	—	—	—	—	—	—	—	—	—	—	
215	2	—	—	—	—	3	—	—	—	—	—	—	—	6	—	2.5	70	—	—	1	1	3	—	—	
216	10	—	—	30	20	6	—	—	2	—	—	—	—	6	—	2.5	70	—	—	1	1	3	—	—	
22	2424	—	—	27	20	1065	16	811	49	585	8	5.6	16100	—	329	8	3.9	86	1	56	54	214	82	25	
101#	25	8	—	20	28	8	2	4	—	3	—	—	—	5	1	3.6	57	—	3	2	3	—	2		
102	9	—	—	—	44	4	—	—	—	—	—	—	—	—	—	—	—	—	—	—	—	—	—		
103	42	—	—	17	36	22	—	18	—	11	—	6.1	16800	—	8	—	5.4	114	—	—	—	4	2	1	
104	53	—	—	26	36	24	1	17	—	16	—	5.1	12800	—	5	1	3.4	63	—	3	3	7	1	—	
105	103	2	—	32	16	34	1	29	—	18	—	5.3	10300	—	15	1	4.5	84	—	3	3	8	10	2	
106	32	3	—	31	13	15	—	8	—	4	—	—	—	9	—	2.8	84	11	3	3	6	—	2		
107	102	—	—	25	19	48	—	26	—	19	—	5.7	12700	—	25	—	3.7	70	—	3	3	17	1	4	
108	44	—	—	27	9	19	—	10	—	3	—	—	—	11	—	4.4	81	—	2	2	4	—	1		
109	36	—	—	19	25	20	—	13	—	8	—	6.1	18800	—	10	—	3.7	76	—	—	—	7	2	—	
110	16	—	—	25	31	7	—	5	—	4	—	—	—	2	—	—	—	—	1	1	2	1	—		
111	—	—	—	—	—	1	—	—	—	—	—	—	—	—	—	—	—	—	—	—	—	—	—		
112	54	—	—	24	11	37	—	5	26	2	—	—	—	22	—	3.0	104	—	1	1	8	1	1		
113	1	—	—	—	—	5	—	3	—	1	—	—	—	—	—	—	—	—	—	—	—	—	—		
114	26	—	—	15	27	16	2	7	—	4	—	—	—	9	1	2.7	74	—	2	2	4	3	2		
115	98	—	—	25	19	48	—	16	6	15	—	5.5	15700	—	26	—	3.3	100	—	5	5	9	5	2	
116#	52	—	—	29	15	35	—	13	—	6	—	6.2	—	17	—	3.2	88	—	2	2	8	—	—		
201	4	—	—	—	—	3	—	—	—	—	—	—	—	—	—	—	—	—	—	—	—	—	—		
202	7	—	—	29	29	2	—	—	—	—	—	—	—	4	—	—	—	—	—	—	—	—	—		
203	22	—	—	9	41	12	—	10	—	7	—	5.1	11500	—	4	—	—	—	—	—	—	3	—	—	
204	22	—	—	9	32	9	—	9	—	8	—	5.8	17500	—	—	—	—	—	—	—	—	1	—	—	
205	16	—	—	6	38	11	—	7	1	5	—	5.2	13300	—	3	—	—	—	—	1	1	2	1	—	
206	28	—	—	46	21	3	1	15	2	—	—	—	—	16	3	2.0	93	—	—	—	8	1	—		
207	43	—	—	30	14	14	—	12	—	9	—	5.6	10800	—	5	—	4.2	71	—	1	1	2	1	—	
208#	33	—	—	24	27	17	—	13	—	7	—	6.3	20000	—	8	—	4.1	76	—	—	—	4	3	1	
209	25	—	—	12	56	12	—	11	—	10	—	6.7	15800	—	2	—	—	—	—	—	—	4	—	1	
210	36	—	—	19	28	16	1	12	—	10	1	5.5	14700	—	5	—	3.6	71	—	—	—	5	1	—	
211	14	—	—	50	21	10	—	8	—	3	—	—	—	1	—	—	—	—	—	—	—	—	—		
212	27	—	—	19	15	11	—	10	—	7	—	6.4	19000	—	3	—	—	—	—	—	—	1	—	—	
213	26	—	—	23	35	12	—	10	1	10	—	6.1	18900	—	1	—	—	—	—	—	—	3	1	—	
214	26	—	—	19	23	12	—	9	—	9	—	6.4	19300	—	2	—	—	—	—	—	—	2	1	—	
215	24	—	—	21	13	10	—	8	—	5	—	5.4	14500	—	4	—	—	—	—	—	—	1	—	—	
303	2	—	—	—	—	1	—	—	—	—	—	—	—	—	—	—	—	—	—	—	—	—	—		
305	88	—	—	30	11	33	—	32	—	26	—	5.7	17000	—	5	—	4.8	94	—	—	—	6	5	—	
306	24	—	—	29	21	9	—	7	—	7	—	5.4	14500	—	2	—	—	—	—	1	1	3	—	—	
307	36	—	—	36	17	11	—	11	—	9	—	6.7	12900	—	2	—	—	—	—	—	—	3	—	—	
309	12	—	—	33	8	6	—	5	—	3	—	—	—	3	—	—	—	—	—	—	—	3	1	—	
310	24	—	—	29	29	11	—	11	—	9	—	5.6	12100	—	2	—	—	—	—	1	1	7	—	—	
311	18	—	—	56	22	7	—	7	—	5	—	6.6	14300	—	3	—	—	—	—	—	1	1	2	—	
312	41	—	—	29	2																				

Table 2. Characteristics of Housing Units and Population, by Blocks: 1970—Con.

Harrison County, Miss.

[Data exclude vacant seasonal and vacant migratory housing units. For minimum base for derived figures (percent, average, etc.) and meaning of symbols, see text]

Blocks Within Census Tracts	Total population	Percent of total population				Year-round housing units				Occupied housing units															
		Negro	In group quarters	Under 18 years	62 years and over	Total	Lacking some or all plumbing facilities	Units in—		Owner				Renter				1.01 or more persons per room		One-person households	With female head of family	With roomers, boarders, or lodgers			
								Structures of 10 or more units	One-unit structures	Total	Lacking some or all plumbing facilities	Average number of rooms	Average value (dollars)	Percent Negro	Total	Lacking some or all plumbing facilities	Average number of rooms	Average contract rent (dollars)	Percent Negro				Total	With all plumbing facilities	
																									Structures of 10 or more units
23	3654	46	2	35	14	1315	205	1087	3	685	50	5.2	10200	40	508	126	3.9	55	50	146	107	255	186	58	
103	111	3	—	41	14	36	—	—	—	—	—	—	—	36	—	—	4.1	54	6	3	3	2	5	—	
105	8	100	—	38	—	2	—	—	—	—	—	—	—	—	—	—	—	—	—	—	—	—	—	—	
106	128	64	36	28	41	23	4	23	—	15	2	4.1	5100	100	8	2	3.1	45	100	5	5	2	7	1	
107	10	100	—	40	—	3	—	—	—	—	—	—	—	—	—	—	—	—	—	—	—	—	—	—	
108#	92	100	—	27	—	46	14	31	3	20	3	4.7	6600	100	24	10	2.7	37	100	6	4	23	4	2	
109	142	100	—	40	17	50	21	41	—	22	1	5.3	7800	100	27	20	2.8	40	100	9	9	15	12	3	
110	115	96	—	40	17	45	19	40	—	26	7	5.4	7000	96	16	11	3.5	41	94	5	2	13	7	4	
111	40	100	—	45	10	14	5	14	—	8	2	5.3	6200	100	3	—	—	—	—	2	—	—	7	3	
112	37	100	—	41	3	12	2	12	—	10	2	5.3	6700	100	1	—	—	—	—	2	2	4	1	—	
113	63	100	—	40	5	15	—	13	—	6	—	6.7	12300	100	9	—	3.7	43	100	4	4	—	2	1	
114	103	100	—	45	17	36	12	29	—	17	2	5.5	7900	100	17	8	3.9	41	100	6	4	11	6	2	
115	74	100	—	64	1	18	2	14	—	4	—	—	—	—	12	1	4.1	46	100	8	8	2	8	1	
116	86	100	—	38	13	31	6	27	—	17	3	5.1	5700	100	22	2	3.3	44	100	5	5	9	11	3	
117	87	100	—	22	16	39	17	27	—	14	2	4.4	8000	100	11	14	3.5	36	100	5	3	12	5	7	
118#	76	100	—	53	9	19	7	18	—	7	1	6.0	10600	100	11	6	4.4	34	100	6	3	3	4	2	
119#	29	86	—	21	—	12	2	8	—	3	—	—	—	80	6	1	5.2	47	100	1	—	1	1	4	
120	26	100	—	4	19	7	3	7	—	3	—	—	—	—	5	—	—	—	—	1	—	2	1	1	
121	20	100	—	50	20	10	2	10	—	3	—	—	—	—	5	2	4.0	—	100	1	—	2	3	1	
122	40	100	—	45	8	10	4	9	—	4	—	—	—	—	6	4	4.2	43	100	2	1	1	1	—	
201	22	—	—	36	5	10	—	7	—	4	—	—	—	—	4	—	—	—	—	1	1	2	1	—	
202	16	14	—	44	6	4	—	—	—	—	—	—	—	—	—	—	—	—	—	—	—	—	—	—	
203	23	—	—	35	9	8	—	8	—	4	—	—	—	—	—	—	—	—	—	—	—	—	—	—	
204	15	—	—	20	27	7	—	7	—	4	—	—	—	—	4	—	—	—	—	—	—	—	—	—	
206	12	—	—	25	8	8	—	3	—	2	—	—	—	—	2	—	—	—	—	—	—	—	—	—	
207	16	—	—	13	56	14	1	14	—	6	1	4.5	14300	—	2	—	—	—	—	—	—	—	—	—	—
208#	44	—	—	34	16	16	—	12	—	5	—	5.4	—	—	2	—	4.6	68	—	3	—	2	4	—	
209	33	—	—	39	21	11	1	10	—	8	1	5.3	10300	—	2	—	—	—	—	1	1	1	2	—	
210	30	—	—	13	30	13	—	9	—	8	—	5.4	13800	—	4	—	—	—	—	—	—	—	1	2	1
211	51	—	—	26	10	19	—	11	—	6	—	5.5	10500	—	13	—	4.2	70	—	1	—	4	1	2	
212	21	—	—	24	24	10	1	4	—	5	1	3.4	—	—	4	—	—	—	—	3	3	4	1	—	
213	14	—	—	14	36	8	—	6	—	5	—	4.6	—	—	3	—	—	—	—	—	—	4	—	—	
216	15	—	—	40	12	12	—	12	—	6	—	4.3	9200	—	3	—	—	—	—	—	—	4	1	1	
217	23	—	—	44	17	11	—	8	—	4	—	—	—	—	4	—	—	—	—	—	—	2	1	1	
218	7	—	—	29	14	5	—	5	—	2	—	—	—	—	1	—	—	—	—	—	—	—	—	—	
219	35	—	—	14	23	17	—	13	—	10	—	5.7	13800	—	5	—	4.6	88	—	—	—	3	2	1	
220	45	—	—	27	24	16	—	14	—	10	—	5.8	12200	—	6	—	5.2	89	—	—	—	1	5	2	
222	4	—	—	—	—	2	—	—	—	—	—	—	—	—	—	—	—	—	—	—	—	—	—	—	
223	7	—	—	29	29	2	—	—	—	—	—	—	—	—	—	—	—	—	—	—	—	—	—	—	
304	9	—	—	67	11	1	—	—	—	—	—	—	—	—	—	—	—	—	—	—	—	—	—	—	
307	45	—	—	29	7	14	—	11	—	5	—	5.6	12300	—	9	—	4.0	84	—	2	2	1	3	—	
308	35	—	—	34	20	11	—	11	—	11	—	5.5	11000	—	1	—	—	—	—	—	—	—	—	—	
309	12	—	—	17	25	6	—	5	—	4	—	—	—	—	—	—	—	—	—	—	—	—	—	—	
310	1	—	—	—	—	1	—	—	—	—	—	—	—	—	—	—	—	—	—	—	—	—	—	—	
311	64	—	—	36	20	22	—	16	—	13	—	5.1	11200	—	7	—	4.1	63	—	2	2	5	1	—	
312	19	—	—	26	5	8	—	8	—	5	—	5.0	6300	—	2	—	—	—	—	—	—	—	—	—	
313	18	—	—	28	11	7	—	7	—	4	—	—	—	—	—	—	—	—	—	—	—	—	—	—	
314	38	—	—	21	24	17	2	14	—	6	—	5.2	12300	—	8	1	4.1	48	—	1	—	3	1	—	
315	24	—	—	25	21	11	1	10	—	8	—	5.5	9800	—	2	—	—	—	—	—	—	2	—	1	
316	24	—	—	21	25	11	—	6	—	3	—	—	—	—	7	—	4.7	75	—	—	—	2	1	1	
317	43	—	—	28	16	17	—	12	—	8	—	5.9	12200	—	8	—	4.1	59	—	—	—	3	2	1	
318	20	—	—	10	35	10	—	8	—	5	—	5.0	8200	—	4	—	—	—	—	—	—	2	1	—	
319	28	—	—	36	14	11	—	6	—	6	—	5.5	16000	—	4	—	—	—	—	—	—	3	—	2	
320	26	—	—	19	35	13	—	10	—	7	—	4.6	10800	—	5	—	2.8	—	—	—	—	1	1	—	
321	25	—	—	16	16	10	—	9	—	6	—	6.5	11600	—	3	—	—	—	—	—	—	3	—	—	
322	40	—	—	25	20	13	—	11	—	10	—	5.1	6900	—	3	—	—	—	—	—	—	—	1	—	
323	5	—	—	—	40	3	—	—	—	—	—	—	—	—	—	—	—	—	—	—	—	—	—	—	
324	2	—	—	—	—	—	—	—	—	—	—	—	—	—	—	—	—	—	—	—	—	—	—	—	
401	34	—	—	21	9	14	—	15	—	8	—	5.5	18200	—	5	—	3.6	92	—	—	—	1	1	—	
402	32	—	—	41	6	11	—	10	—	7	—														

Table 2. Characteristics of Housing Units and Population, by Blocks: 1970—Con.

Harrison County, Miss.

[Data exclude vacant seasonal and vacant migratory housing units. For minimum base for derived figures (percent, average, etc.) and meaning of symbols, see text]

Blocks Within Census Tracts	Percent of total population					Year-round housing units					Occupied housing units														
	Total popu- lation	Ne- gro	In group quarters	Un- der 18 years	62 years and over	Total	Lack- ing some or all plumb- ing facil- ities	Units in—		Owner			Renter			1.01 or more persons per room		With all plumb- ing facil- ities	One- person house- holds	With female head of family	With room- ers, board- ers, or lodg- ers				
								One- unit struc- tures	Struc- tures of 10 or more units	Total	Lack- ing some or all plumb- ing facil- ities	Aver- age num- ber of rooms	Aver- age value (dol- lars)	Per- cent Negro	Total	Lack- ing some or all plumb- ing facil- ities	Aver- age num- ber of rooms					Aver- age con- tract rent (dol- lars)	Per- cent Negro	Total	With all plumb- ing facil- ities
								100	100	100	100	100	100	100	100	100	100					100	100	100	100
103	43	7	—	44	2	14	—	7	—	6	—	5.2	...	—	5	—	4.0	75	20	3	3	1	—	—	
104	34	—	—	29	3	12	1	12	—	10	1	5.3	9200	—	—	—	—	—	—	1	1	1	2	1	
106	130	—	9	42	10	41	3	33	—	31	3	4.5	9200	—	6	—	3.8	69	—	4	4	2	5	—	
107	12	—	—	42	17	6	—	4	—	2	—	—	2	—	—	—	
108	44	—	—	32	9	15	—	15	—	9	—	4.8	10700	—	4	—	—	1	1	1	2	—	
109	76	—	—	47	7	19	—	13	—	10	—	5.4	12500	—	8	—	3.8	78	—	7	7	2	1	—	
110	71	—	—	38	4	22	1	18	—	13	1	5.5	8400	—	7	—	5.0	76	—	2	2	1	1	1	
111	48	—	—	40	15	15	—	13	—	12	—	5.6	7800	—	2	—	—	2	2	3	1	—	
112	13	—	—	15	39	8	—	8	—	5	—	4.4	8700	—	1	—	—	1	1	1	1	—	
113	33	—	—	21	12	11	—	11	—	10	—	4.5	10500	—	1	—	—	1	1	—	1	—	
116	22	—	—	32	27	9	1	6	—	6	1	4.2	...	—	2	—	—	2	2	1	2	—	
117	26	—	—	31	15	9	1	9	—	6	1	5.0	10400	—	2	—	—	2	2	1	1	—	
118	75	—	—	21	7	41	—	10	21	7	—	5.1	12000	—	24	—	3.1	116	—	3	3	4	—	—	
119	26	—	—	19	15	13	—	5	—	5	—	5.2	13800	—	8	—	3.5	102	—	8	—	4	2	—	
120	31	—	—	61	10	8	—	8	—	4	—	—	2	—	—	3	3	2	1	—	
123	21	—	—	19	24	10	—	8	—	7	—	4.6	12000	—	2	—	—	1	1	4	—	—	
124	50	34	—	34	14	21	—	17	—	11	—	5.5	12900	46	6	—	3.7	65	33	2	2	4	1	1	
125	93	5	—	42	4	32	—	3	—	2	—	29	—	3.9	49	3	8	8	6	7	3	
126	39	—	—	5	3	24	—	—	24	—	—	20	—	2.5	117	—	2	2	3	—	3	
208	55	—	—	35	11	22	—	22	—	14	—	4.9	8400	—	6	—	4.5	73	—	2	2	6	2	—	
209#	50	—	—	48	4	15	1	14	—	10	1	4.7	9100	—	5	—	5.6	82	—	1	1	4	—	1	
210	79	—	—	23	9	29	—	15	—	15	—	4.4	9700	—	13	—	4.0	92	—	4	4	4	2	5	
211	57	23	—	40	7	17	—	16	—	11	—	5.5	10500	9	5	—	4.4	...	20	4	4	3	2	—	
212	103	46	—	50	10	31	4	24	—	14	2	5.0	8700	50	13	1	3.8	73	39	9	8	6	3	2	
213#	88	94	—	36	10	31	8	31	—	16	1	5.4	9000	94	14	7	3.3	42	93	4	1	10	3	1	
214	23	65	—	48	13	10	3	8	—	5	3	3.6	6700	40	2	—	—	—	—	2	1	2	
215	28	100	—	29	32	11	2	11	—	8	2	4.9	9000	100	2	—	—	1	1	3	1	1	
216	46	13	—	46	20	14	8	12	—	11	5	3.9	4900	18	2	—	—	3	5	2	3	—	
217#	76	100	—	43	11	22	1	18	—	13	—	5.6	9200	100	7	1	3.6	42	100	5	5	3	4	3	
218	42	100	—	33	19	17	2	15	—	13	1	5.0	7600	100	1	—	—	1	1	2	3	1	
219	57	100	—	47	11	16	3	15	—	11	2	5.3	7800	100	4	—	—	3	3	1	2	—	
220	61	100	—	51	7	15	—	15	—	11	—	5.7	6900	100	4	—	—	2	2	4	3	—	
221	138	54	6	52	4	31	7	31	—	17	1	5.4	14500	82	9	2	5.2	76	22	9	7	1	3	—	
301	186	99	—	49	7	54	6	52	—	36	1	4.8	8300	100	12	5	3.9	39	92	13	12	6	8	2	
302	408	26	—	44	3	135	—	67	—	27	—	5.0	9800	70	81	—	4.4	95	7	22	22	5	19	12	
303	30	100	—	50	10	8	—	7	—	6	—	4.7	10800	100	—	—	—	3	3	3	—	—	
304	55	96	—	40	6	17	2	17	—	8	—	4.8	13700	100	5	2	3.6	...	60	4	3	2	2	1	
305	51	100	—	41	12	12	—	12	—	12	—	4.1	6000	100	—	—	—	5	5	1	1	—	
306	207	100	—	54	2	43	2	42	—	38	1	5.3	14900	100	1	—	—	12	12	2	4	2	
307	63	98	—	46	14	13	2	10	—	10	2	4.5	8400	100	3	—	—	7	6	—	3	—	
308	377	92	—	54	1	108	—	6	—	4	—	98	—	4.4	52	94	18	18	6	45	3	
309	4	—	—	2	—	—	—	—	—	—	—	—	—	—	
310	21	—	—	19	10	9	—	7	—	4	—	4	—	—	—	—	—	—	—	
311	16	—	—	44	—	4	—	—	—	—	—	—	—	—	—	—	
312	16	—	—	31	25	6	—	6	—	3	—	3	—	—	—	—	—	—	—	
313	37	—	—	16	35	14	1	13	—	13	1	4.4	10100	—	1	—	—	1	1	3	—	—	
317	83	99	—	49	2	24	—	24	—	19	—	5.8	15700	95	2	—	—	3	3	3	2	—	
318	131	50	—	41	2	45	3	31	—	32	1	5.0	13400	56	11	2	3.9	55	46	5	5	7	7	1	
319	72	99	—	49	10	20	2	18	—	6	—	5.7	11300	83	13	2	4.1	43	100	5	4	5	6	—	
320	90	100	—	47	4	26	10	25	—	19	5	4.3	6600	100	3	—	—	8	5	2	3	1	
321	41	—	—	29	10	15	—	14	—	9	—	4.9	9700	—	3	—	—	2	2	2	1	1	
322	78	4	—	47	9	22	1	16	—	15	—	5.0	8500	—	4	—	—	6	6	3	3	—	
323#	79	66	—	37	6	29	2	22	—	15	1	5.3	10700	73	9	1	4.0	69	44	6	6	3	2	1	
27	4666	5	—	45	6	1341	34	1182	8	958	24	5.6	16700	4	266	9	4.6	89	3	151	146	92	87	10	
101	82	—	—	39	7	24	—	22	—	19	—	5.9	27600	—	4	—	—	—	—	6	2	—	
102	115	—	—	45	6	33	1	27	—	26	—	5.5	21400	—	5	1	4.2	...	—	5	5	6	1	—	
103#	56	7	—	43	2	16	—	3	—	2	—	14	—	4.2	55	7	2	2	3	—	—	
104#	84	10	—	48	5	25	—	15	—	9	—	5.1	11200	11	12	—	4.5	60	—	5	5	1	4	—	
105	54	39	—	52	6	18	2	10	—	8	—	4.6	8800	25	6	2	4.8	86	33	3	2	2	4	—	
106	7	—	—	14	—	3	—	—	—	—	—	—	—	—	—	—	
108	4	—	—	4	—	—	—	—	—	—	—	—	—	—	
109	13	—	—	23	8	14	—	5	—	2	—	4	—	—	—	—	2	—	—	
110	36	—	—	42	6	11	—	10	—	5	—	5.2	13300	—	4	—	—	2	2	—	—	—	
111	112	—	—	46	7	34	—	30	—	26	—	5.7	15200	—	3	—	—	2	2	3	1	—	
112	29	—	—	41	3	11	—	8	—	5	—	5.4	11800	—	4	—	—	1	1	1	—	—	
113	23	—	—	52	—	5	—	4	—	5	—	5.2	...	—	—	—	—	—	—	—	—	—	
114	72	—	—	47	—	33	1	29	—	14	—	5.2	12700	—	4	—	—	3	3	1	—	—	
115#	78	—	—	32	12	29	3	22	—	20	1	5.6	11600	—	6	2	3.5								

Table 2. Characteristics of Housing Units and Population, by Blocks: 1970—Con.

Harrison County, Miss.

[Data exclude vacant seasonal and vacant migratory housing units. For minimum base for derived figures (percent, average, etc.) and meaning of symbols, see text]

Blocks Within Census Tracts	Percent of total population				Year-round housing units				Occupied housing units															
	Total population	Negro	In group quarters	Under 18 years and over	Total	Units in—		Owner			Renter			1.01 or more persons per room		One-person households	With female head of family	With roomers, boarders, or lodgers						
						Lacking some or all plumbing facilities	Structures of 10 or more units	Total	Lacking some or all plumbing facilities	Average number of rooms	Average value (dollars)	Percent Negro	Total	Lacking some or all plumbing facilities	Average number of rooms				Average contract rent (dollars)	Percent Negro	Total	With all plumbing facilities		
214#	205	—	—	51	4	48	—	48	—	37	—	5.7	14300	—	8	—	5.5	93	—	11	11	—	2	—
215	166	—	—	52	4	40	—	40	—	29	—	5.7	16200	—	9	—	5.4	117	—	4	4	—	1	2
216	73	—	—	36	6	20	—	15	—	17	—	5.2	13500	—	3	—	—	—	—	2	2	—	3	2
217	11	—	—	46	9	2	—	—	—	—	—	—	—	—	—	—	—	—	—	—	—	—	—	—
218	8	—	—	38	13	3	—	—	—	—	—	—	—	—	—	—	—	—	—	—	—	—	—	—
219#	115	—	—	34	10	32	1	32	—	25	—	5.8	13800	—	6	—	4.8	75	—	1	1	—	2	4
219#	645	7	—	51	3	159	1	158	—	138	1	5.9	19900	4	13	—	5.5	119	8	19	19	5	13	1
302	77	—	—	51	—	20	—	20	—	19	—	6.5	23600	—	—	—	—	—	—	1	1	—	1	—
303	63	97	—	32	21	18	2	16	—	14	2	4.9	12800	93	2	—	—	—	3	3	—	1	5	2
304	28	43	—	36	11	9	—	9	—	7	—	5.3	10900	29	—	—	—	—	1	—	—	1	—	—
305	49	—	—	51	—	14	—	14	—	10	—	5.5	16100	—	3	—	—	—	—	3	3	—	2	—
306	49	—	—	35	—	14	—	13	—	10	—	6.9	23900	—	3	—	—	—	—	—	—	—	—	—
307	44	—	—	39	5	13	—	12	—	12	—	6.3	20200	—	—	—	—	—	—	—	—	—	—	—
308	98	—	—	53	2	21	—	21	—	19	—	6.1	18200	—	2	—	—	—	—	4	4	—	1	—
309	69	57	—	52	13	16	5	15	—	14	5	5.1	10900	—	2	—	—	—	—	4	2	—	1	3
310	7	100	—	43	14	1	—	—	—	—	—	—	—	—	—	—	—	—	—	—	—	—	—	—
311	8	—	—	38	—	2	—	—	—	—	—	—	—	—	—	—	—	—	—	—	—	—	—	—
312	26	—	—	23	12	11	1	11	—	10	1	4.9	11000	—	1	—	—	—	—	2	1	—	2	—
313	17	—	—	41	18	6	1	6	—	4	—	—	—	—	1	—	—	—	2	2	—	—	—	—
314	36	—	—	44	3	11	—	10	—	8	—	5.4	13900	—	2	—	—	—	2	2	—	2	—	—
315	29	—	—	45	—	8	—	8	—	7	—	5.6	17300	—	1	—	—	—	—	—	—	—	—	—
316	320	—	—	51	2	80	3	71	7	55	3	5.5	16000	—	23	—	4.8	109	—	9	9	—	2	7
317	63	—	—	44	6	18	—	18	—	18	—	5.6	19600	—	—	—	—	—	—	1	1	—	1	—
318	111	—	—	46	4	29	—	28	—	21	—	5.9	18700	—	7	—	5.0	101	—	5	5	—	2	1
319	114	—	—	45	3	35	1	35	—	20	—	5.8	15100	—	8	1	4.6	87	—	3	3	—	1	—
320	23	—	—	35	13	8	—	8	—	6	—	5.3	11800	—	2	—	—	—	—	—	—	—	—	—
321	41	—	—	37	12	11	—	11	—	10	—	5.3	12300	—	1	—	—	—	—	1	1	—	1	—
324	16	—	—	38	13	3	—	—	—	—	—	—	—	—	—	—	—	—	—	—	—	—	—	—
325	60	80	—	57	10	14	—	14	—	12	—	5.1	7900	83	1	—	—	—	4	3	—	—	2	1
326	14	—	—	64	7	3	—	—	—	—	—	—	—	—	—	—	—	—	—	—	—	—	—	—
327	41	—	—	29	27	15	—	8	—	12	—	4.8	24000	—	3	—	—	—	—	1	1	—	2	—
28	3005	—	8	31	12	1044	13	891	33	692	11	5.9	19900	—	220	2	4.5	92	1	34	33	129	69	17
104	8	—	—	13	13	5	—	5	—	3	—	—	—	—	1	—	—	—	—	—	—	—	—	—
105	104	—	—	31	14	41	—	40	—	27	—	5.4	13700	—	13	—	4.9	88	—	1	1	—	12	4
106#	51	—	—	39	16	17	—	16	—	11	—	5.3	15000	—	5	—	4.6	107	—	1	1	—	3	2
107#	80	—	—	24	20	36	—	33	—	27	—	5.4	18300	—	7	—	5.1	89	—	2	2	—	9	3
108#	86	—	—	26	22	40	—	30	—	25	—	6.4	26300	—	11	—	4.8	116	—	—	—	—	7	1
109	44	—	—	21	11	16	—	15	—	15	—	6.7	33700	—	—	—	—	—	—	—	—	—	—	—
110	128	—	—	30	22	44	—	39	—	36	—	6.6	27100	—	7	—	4.1	71	—	—	—	—	5	3
111	415	1	56	15	3	70	—	44	18	33	—	5.8	15400	—	30	—	4.1	112	3	3	3	11	6	—
112	8	—	—	25	25	4	—	—	—	—	—	—	—	—	—	—	—	—	—	—	—	—	—	—
113	49	—	—	45	4	16	—	15	—	9	—	6.7	15700	—	3	—	—	—	—	1	1	—	1	—
114	21	—	—	38	19	7	—	7	—	6	—	5.5	13800	—	—	—	—	—	—	1	1	—	1	—
115	83	—	—	39	5	28	—	27	—	18	—	5.7	15200	—	6	—	4.8	97	—	1	1	—	2	3
116	65	—	—	29	14	24	—	24	—	17	—	5.9	20500	—	5	—	4.6	—	—	1	1	—	1	2
201	3	—	—	—	—	3	—	—	—	—	—	—	—	—	—	—	—	—	—	—	—	—	—	—
203	9	—	—	11	33	2	—	—	—	—	—	—	—	—	—	—	—	—	—	—	—	—	—	—
204	17	—	—	44	29	6	—	—	—	—	—	—	—	—	—	—	—	—	—	—	—	—	—	—
205	17	—	—	18	29	6	—	—	—	—	—	—	—	—	—	—	—	—	—	—	—	—	—	—
206	42	—	—	12	26	25	—	18	—	10	—	5.1	18800	—	9	—	3.9	119	—	—	—	—	5	2
207	21	—	—	10	57	13	—	13	—	10	—	5.5	18300	—	—	—	—	—	—	—	—	—	2	1
208	46	—	—	26	15	17	—	16	—	11	—	5.7	19700	—	5	—	4.2	—	—	—	—	—	3	—
209	7	—	—	29	8	5	—	5	—	2	—	—	—	—	3	—	—	—	—	—	—	—	3	—
210	19	—	—	11	26	13	—	11	—	8	—	5.3	12500	—	3	—	—	—	—	—	—	—	—	—
211	49	—	—	25	22	20	—	20	—	16	—	5.6	15600	—	1	—	—	—	—	—	—	—	4	2
212	37	—	—	32	14	14	—	14	—	11	—	5.9	16800	—	2	—	—	—	—	—	—	—	2	—
213	25	—	—	28	16	13	—	9	—	5	—	6.2	15500	—	3	—	—	—	—	—	—	—	4	—
301	52	—	—	31	14	22	—	20	—	14	—	5.7	14900	—	6	—	4.5	83	—	—	—	—	5	1
302	41	—	—	44	12	12	1	11	—	6	—	7.8	17300	—	5	1	4.8	—	—	—	—	—	5	1
303	59	—	—	34	12	23	—	19	—	10	—	5.6	19100	—	10	—	4.0	73	—	—	—	—	5	1
304	11	—	—	27	27	7	—	4	—	3	—	—	—	—	1	—	—	—	—	2	2	—	5	1
305	15	—	—	20	13	5	—	3	—	1	—	—	—	—	4	—	—	—	—	—	—	—	—	1
306	64	—	—	53	16	20	—	19	—	11	—	6.2	17300	—	6	—	4.7	67	—	2	2	—	2	4
307	18	—	—	39	44	7	—	7	—	5	—	5.8	15800	—	1	—	—	—	—	—	—	—	1	—
308	26	—	—	15	31	9	—	8	—	7	—	5.9	15400	—	2	—	—	—	—	—	—	—	2	1
309	31	—	—	32	29	11	—	11	—	4	—	—	—	—	7	—	—	—	—	1	1	—	1	1
310	30	—	—	27	23	16	—	15	—	8	—	—	—	—	2	—	—	—	—	1	1	—	3	—
311	24	—	—	29	4	23	—	7	15	3	—	5.5	16700	—	4	—	—	—	—	—	—	—	3	—
312	36	—	—	28	31	17	—	17	—	12	—	—	—	—	7	—	3.0	135	—	—	—	—	4	—
314	63	—	—	38	18	23	1	20	—	18	1	5.8	17600	—	2	—	—	—	—	—	—	—	2	—
315	51	—	—	43	8	17	—	17	—															

Table 2. Characteristics of Housing Units and Population, by Blocks: 1970—Con.

Harrison County, Miss.

[Data exclude vacant seasonal and vacant migratory housing units. For minimum base for derived figures (percent, average, etc.) and meaning of symbols, see text]

Blocks Within Census Tracts	Percent of total population				Year-round housing units				Occupied housing units																
	Total population	Negro	In group quarters	Under 18 years and over	Total	Lacking some or all plumbing facilities	Units in—		Owner				Renter				1.01 or more persons per room		One-person households	With female head of family	With roomers, boarders, or lodgers				
							One-unit structures	Structures of 10 or more units	Total	Lacking some or all plumbing facilities	Average number of rooms	Average value (dollars)	Percent Negro	Total	Lacking some or all plumbing facilities	Average number of rooms	Average contract rent (dollars)	Percent Negro				Total	With all plumbing facilities		
419	8	-	-	13	25	4	
29	1682	7	-	35	15	644	10	537	-	420	6	6.2	25200	8	101	3	4.4	85	5	33	31	79	49	3	
101	165	-	-	47	4	48	-	45	-	37	-	6.5	27800	-	3	-	-	-	-	4	4	1	-	-	-
102	24	-	-	46	8	11	-	10	-	6	-	5.2	14200	-	-	-	-	-	-	-	-	-	1	-	-
103	80	-	-	44	4	27	1	19	-	17	-	5.8	21700	-	6	1	5.2	93	-	4	3	2	2	-	-
104	13	-	-	23	23	5	-	4	-	4	-	-	-	-	-	-	-	-	-	-	-	-	-
105	20	-	-	45	-	8	-	6	-	3	-	-	2	-	-	-	-	1	1	-	-	-	-
106	64	-	-	25	8	21	-	14	-	13	-	6.2	26300	-	6	-	4.0	55	-	1	1	-	1	-	-
107	54	-	-	43	4	19	-	17	-	13	-	7.2	28100	-	2	-	-	-	-	-	-	1	-	-	-
113	27	-	-	26	30	11	-	9	-	6	-	6.5	44500	-	4	-	-	-	-	-	-	2	1	-	-
114	51	-	-	31	41	20	-	19	-	18	-	6.4	34200	-	1	-	-	-	-	-	-	7	2	-	-
115	3	4
116	5	-	-	...	100	4
117	25	-	-	20	40	17	-	16	-	9	-	7.6	41400	-	-	-	-	-	-	-	-	1	-	-	-
118	69	-	-	35	7	20	-	19	-	18	-	7.2	34200	-	-	-	-	-	-	-	-	1	1	1	-
119	13	-	-	31	54	7	-	6	-	5	-	6.0	28500	-	-	-	-	-	-	-	-	1	-	-	-
201	20	75	-	40	20	8	-	7	-	6	-	5.7	25800	67	-	-	-	-	-	1	1	1	1	-	-
202	92	-	-	38	8	29	-	28	-	19	-	6.9	28800	-	7	-	6.3	156	-	1	1	1	3	-	-
203	12	92	-	50	8	5	-	3	-	1	-	-	3	-	-	-	-	-	-	-	-	-	-
204	20	15	-	40	10	9	-	8	-	5	-	5.4	13300	20	1	-	-	-	-	-	-	3	-	-	-
205	12	17	-	25	17	4
207	11	-	-	46	27	5	-	4	-	2	-	-	2	-	-	-	-	-	-	-	-	-	-
208	12	-	-	25	8	5	-	4	-	2	-	-	2	-	-	-	-	-	-	-	-	-	-
209	29	-	-	38	24	11	-	10	-	7	-	6.4	22500	-	1	-	-	-	-	-	-	1	1	-	-
210	24	17	-	17	21	11	1	10	-	9	1	7.7	31300	11	-	-	-	-	-	-	-	1	2	-	-
211	24	-	-	13	33	12	-	11	-	9	-	9.1	42800	-	-	-	-	-	-	-	-	-	2	-	-
212	37	-	-	41	16	14	-	14	-	11	-	7.3	37400	-	-	-	-	-	-	2	2	2	1	-	-
213	15	-	-	47	20	6	-	3	-	2	-	-	3	-	-	-	-	1	1	2	-	-	-
303	6	-	-	50	-	2	-	1	1	2	-	-	-
304	32	-	-	9	38	14	-	10	-	9	-	6.0	21300	-	4	-	-	-	-	-	-	2	-	-	-
305	22	-	-	18	23	8	-	6	-	5	-	5.8	14000	-	3	-	-	-	-	-	-	-	1	-	-
306	2	1
309	18	22	-	22	17	8	-	7	-	6	-	4.0	9100	33	2	-	-	-	-	-	-	2	-	-	1
310	53	15	-	26	23	19	2	14	-	14	2	4.6	8300	29	5	-	3.8	-	2	2	4	4	3	-	-
311	19	-	-	21	21	8	-	4	-	3	-	-	4	-	-	-	-	-	-	-	-	-	-
312#	40	-	-	35	8	15	-	10	-	7	-	5.0	17600	-	5	-	3.6	49	-	1	1	2	-	-	-
313	61	34	-	39	15	20	1	17	-	16	1	4.8	9000	25	1	-	-	-	-	4	4	4	3	-	-
314	26	50	-	23	27	13	2	10	-	10	1	5.1	9300	60	2	-	-	-	-	1	1	7	3	1	-
315	21	71	-	29	29	8	-	7	-	5	-	5.4	8200	100	2	-	-	-	-	1	1	2	2	-	-
316	48	27	-	38	13	18	1	17	-	13	1	5.5	16900	15	2	-	-	-	-	1	1	3	5	-	-
317	10	30	-	30	30	5	-	4	-	1	-	3	-	-	-	-	-	-	-	-	-	-
401	18	-	-	28	22	6	-	5	-	3	-	-	3	-	-	-	-	1	1	1	-	-	-
403	22	-	-	36	14	10	-	3	-	5	-	6.2	...	-	4	-	-	-	-	-	-	2	4	-	-
404	14	-	-	57	14	3	-
405	23	35	-	17	17	8	-	5	-	5	-	4.4	10800	40	2	-	-	-	-	1	1	2	3	-	-
406	43	2	-	30	14	13	-	12	-	12	-	6.3	28900	8	1	-	-	-	-	-	-	1	-	-	-
407	2	1	-
409	7	-	-	29	-	7	-	5	-	3	-	-
410	36	-	-	47	8	14	-	11	-	8	-	7.3	39500	-	1	-	-	-	-	-	-	1	1	-	-
411	25	-	-	32	16	9	-	9	-	8	-	6.3	29800	-	-	-	-	-	-	-	-	1	1	-	-
412	37	-	-	35	24	15	-	15	-	12	-	6.3	31600	-	-	-	-	-	-	-	-	1	1	-	-
413	24	-	-	33	13	10	-	10	-	7	-	7.0	27700	-	-	-	-	-	-	-	-	-	-	-	-
414	5	-	-	20	-	4	-
415	31	-	-	42	3	8	-	8	-	7	-	6.9	24100	-	1	-	-	-	-	-	-	1	-	-	-
501	4	1
502	4	-	-	1	-
503	17	-	-	41	18	6	-	6	-	4	-	-
504	33	-	-	52	6	13	-	13	-	8	-	6.8	21700	-	-	-	-	-	-	-	-	2	-	-	-
505	4	9	-	9	-	1	-
506	3	4
507	7	-	-	14	43	3
508	19	-	-	32	5	5	-	1	-	1	-	-	4	-	-	-	-	1	1	1	1	-	-
509	2	1
510	5	-	-	40	20	2	-
512	12	-	-	25	-	8	-	5	-	2	-	-								

Table 2. Characteristics of Housing Units and Population, by Blocks: 1970—Con.

Harrison County, Miss.

(Data exclude vacant seasonal and vacant migratory housing units. For minimum base for derived figures (percent, average, etc.) and meaning of symbols, see text)

Blocks Within Census Tracts	Percent of total population				Year-round housing units				Occupied housing units																
	Total population	Negro	In group quarters	Under 18 years	62 years and over	Total	Lack-ing some or all plumbing facilities	Units in—		Owner				Renter				1.01 or more persons per room		With all plumbing facilities	One-person households	With female head of family	With room-ers, board-ers, or lodg-ers		
								One-unit structures	Struc-tures of 10 or more units	Total	Lack-ing some or all plumbing facilities	Average number of rooms	Average value (dollars)	Per-cent Negro	Total	Lack-ing some or all plumbing facilities	Average number of rooms	Average contract rent (dollars)	Per-cent Negro					Total	With all plumbing facilities
123	75	55	—	41	12	24	2	21	—	18	1	4.7	6800	67	6	1	3.7	41	50	5	5	6	6	—	
201	110	39	—	50	9	32	—	17	1	9	—	5.2	11300	33	22	—	4.3	38	23	7	7	6	10	1	
209	21	—	43	29	—	2	—	—	—	—	—	—	—	—	—	—	—	—	—	—	—	—	—	—	
210	5	—	—	—	—	3	—	—	—	—	—	—	—	—	—	—	—	—	—	—	—	—	—	—	
211	244	72	—	46	9	80	1	20	3	9	—	4.7	10700	22	60	1	3.7	42	60	21	20	19	11	1	
212	58	98	—	43	16	17	—	15	—	15	—	4.1	5600	93	2	—	—	—	—	5	5	2	3	—	
213	18	100	—	39	6	9	1	7	—	6	1	5.3	7900	100	1	—	—	—	—	1	1	3	2	—	
214	63	73	—	46	5	15	—	10	—	8	—	4.5	10300	75	4	—	—	—	—	4	4	—	2	—	
215	6	100	—	—	67	7	1	3	—	2	—	—	—	—	2	—	—	—	—	—	—	—	—	—	
216	16	100	—	69	—	4	—	—	—	—	—	—	—	—	—	—	—	—	—	—	—	—	—	—	
217	3	—	—	—	—	3	—	—	—	—	—	—	—	—	—	—	—	—	—	—	—	—	—	—	
218	7	—	—	71	—	3	—	—	—	—	—	—	—	—	—	—	—	—	—	—	—	—	—	—	
219	21	91	—	48	5	7	2	3	—	4	—	—	—	—	1	—	—	—	1	1	—	1	—	—	
220	68	66	—	52	9	18	2	15	—	13	2	4.8	9900	62	3	—	—	—	5	5	—	2	3	—	
221	8	38	—	—	38	5	—	3	—	3	—	—	—	—	1	—	—	—	—	—	—	—	—	—	
301	—	—	—	—	—	3	—	—	—	—	—	—	—	—	—	—	—	—	—	—	—	—	—	—	
307	9	—	—	22	33	6	—	4	—	4	—	—	—	—	—	—	—	—	—	—	—	—	—	—	
308	19	—	—	47	11	9	—	7	—	6	—	6.3	16000	—	—	—	—	—	—	—	—	3	—	—	
309	20	—	—	45	—	8	—	6	—	5	—	5.0	10800	—	1	—	—	—	1	1	—	2	—	—	
311	19	5	—	11	26	12	2	11	—	8	—	3.8	17000	—	1	—	—	—	1	—	—	1	—	—	
312	6	—	—	—	67	5	—	5	—	2	—	—	—	—	—	—	—	—	—	—	—	—	—	—	
313	2	—	—	—	—	3	—	—	—	—	—	—	—	—	—	—	—	—	—	—	—	—	—	—	
314	—	—	—	—	—	1	—	—	—	—	—	—	—	—	—	—	—	—	—	—	—	—	—	—	
315	2	—	—	—	—	1	—	—	—	—	—	—	—	—	—	—	—	—	—	—	—	—	—	—	
316	—	—	—	—	—	1	—	—	—	—	—	—	—	—	—	—	—	—	—	—	—	—	—	—	
317	—	—	—	—	—	4	—	—	—	—	—	—	—	—	—	—	—	—	—	—	—	—	—	—	
318	8	—	—	63	—	3	—	—	—	—	—	—	—	—	—	—	—	—	—	—	—	—	—	—	
319	1	—	—	—	—	1	—	—	—	—	—	—	—	—	—	—	—	—	—	—	—	—	—	—	
320	9	—	—	22	22	8	—	8	—	3	—	—	—	—	—	—	—	—	—	—	—	—	—	—	
321	34	—	—	44	9	16	—	16	—	8	—	5.1	18100	—	—	—	—	—	2	2	—	1	—	—	
322	6	—	—	67	—	1	—	—	—	—	—	—	—	—	—	—	—	—	—	—	—	—	—	—	
324	5	—	—	20	—	1	—	—	—	—	—	—	—	—	—	—	—	—	—	—	—	—	—	—	
325	6	—	—	33	—	5	—	5	—	3	—	—	—	—	—	—	—	—	—	—	—	—	—	—	
401	2	—	—	—	—	5	—	5	—	1	—	—	—	—	—	—	—	—	—	—	—	—	—	—	
408	—	—	—	—	—	5	—	5	—	—	—	—	—	—	—	—	—	—	—	—	—	—	—	—	
409	4	—	—	—	—	1	—	—	—	—	—	—	—	—	—	—	—	—	—	—	—	—	—	—	
410	6	—	—	50	—	6	—	6	—	2	—	—	—	—	—	—	—	—	—	—	—	—	—	—	
411	—	—	—	—	—	1	—	—	—	—	—	—	—	—	—	—	—	—	—	—	—	—	—	—	
412	—	—	—	—	—	1	—	—	—	—	—	—	—	—	—	—	—	—	—	—	—	—	—	—	
414	2	—	—	—	—	1	—	—	—	—	—	—	—	—	—	—	—	—	—	—	—	—	—	—	
415	2	—	—	—	—	4	—	—	—	—	—	—	—	—	—	—	—	—	—	—	—	—	—	—	
416	2	—	—	—	—	10	—	10	—	1	—	—	—	—	—	—	—	—	—	—	—	—	—	—	
417	—	—	—	—	—	1	—	—	—	—	—	—	—	—	—	—	—	—	—	—	—	—	—	—	
418	—	—	—	—	—	1	—	—	—	—	—	—	—	—	—	—	—	—	—	—	—	—	—	—	
420	19	—	—	5	26	14	—	11	—	5	—	4.4	19300	—	4	—	—	—	—	—	—	1	—	—	
501	—	—	—	—	—	1	—	—	—	—	—	—	—	—	—	—	—	—	—	—	—	—	—	—	
502	3	—	—	—	—	13	—	13	—	2	—	—	—	—	—	—	—	—	—	—	—	—	—	—	
503	9	—	—	—	11	30	—	29	—	5	—	6.6	—	—	—	—	—	—	—	—	—	1	—	—	
504	9	—	—	33	—	8	—	8	—	2	—	—	—	—	1	—	—	—	—	—	—	—	—	—	
505	3	—	—	—	—	5	1	5	—	2	—	—	—	—	—	—	—	—	—	—	—	—	—	—	
506	7	—	—	—	14	12	—	12	—	3	—	—	—	—	—	—	—	—	—	—	—	—	—	—	
507	8	—	—	38	—	5	—	5	—	2	—	—	—	—	—	—	—	—	—	—	—	—	—	—	
508	5	—	—	60	—	3	—	—	—	—	—	—	—	—	—	—	—	—	—	—	—	—	—	—	
509	—	—	—	—	—	3	—	—	—	—	—	—	—	—	—	—	—	—	—	—	—	—	—	—	
510	2	—	—	—	—	3	—	—	—	—	—	—	—	—	—	—	—	—	—	—	—	—	—	—	
511	17	—	—	35	—	9	—	9	—	6	—	5.5	21500	—	—	—	—	—	—	—	—	—	—	—	
512	13	—	—	31	31	10	—	10	—	5	—	5.6	11800	—	—	—	—	—	—	—	—	1	1	—	
514	40	—	—	53	—	16	—	16	—	8	—	8.3	21300	—	—	—	—	—	—	—	—	—	—	—	
515	4	—	—	—	—	2	—	—	—	—	—	—	—	—	—	—	—	—	—	—	—	—	—	—	
516	4	—	—	—	—	2	—	—	—	—	—	—	—	—	—	—	—	—	—	—	—	—	—	—	
601	2	—	—	—	—	4	—	—	—	—	—	—	—	—	—	—	—	—	—	—	—	—	—	—	
602	—	—	—	—	—	2	—	—	—	—	—	—	—	—	—	—	—	—	—	—	—	—	—	—	
604	21	—	—	48	5	12	—	10	—	5	—	5.4	—	—	—	—	—	—	—	—	—	—	—	—	
605	10	—	—	20	40	2	—	—	—	—	—	—	—	—	—	—	—	—	—	—	—	—	—	—	
606	3	—	—	—	—	1	—	—	—	—	—	—	—	—	—	—	—	—	—	—	—	—	—	—	
607	2	—	—	—	—	3	—	—	—	—	—	—	—	—	—	—	—	—	—	—	—	—	—	—	
608	14	—	—	57	—	6	—	4	—	3	—	—	—	—	—	—	—	—	—	—	—	—	—	—	
609	4	—	—	—	—	1	—	—	—	—	—	—	—	—	—	—	—	—	—	—	—	—	—	—	
610	3	—	—	—	—	7	—	5	—	2	—	—	—	—	—	—	—	—	—	—	—	—	—	—	
611	1	—	—	—	—	4	—	—	—	—	—	—	—	—	—	—	—	—	—	—	—	—	—	—	
612	10	—	—	10	30	7	—	5	—	5	—	4.2	11300	—	—	—	—	—	1	1	—	3	1	—	
613	2	—	—	—	—	4	—	—	—	—	—	—	—	—	—	—	—	—	—	—	—	—	—	—	
614	1	—	—	—																					

Table 2. Characteristics of Housing Units and Population, by Blocks: 1970—Con.

Harrison County, Miss.

[Data exclude vacant seasonal and vacant migratory housing units. For minimum base for derived figures (percent, average, etc.) and meaning of symbols, see text]

Blocks Within Census Tracts	Percent of total population				Year-round housing units				Occupied housing units															
	Total population	Negro	In group quarters	Under 18 years and over	Total	Lacking some or all plumbing facilities	Units in—		Owner				Renter				1.01 or more persons per room		With roomers, boarders, or lodgers					
							One-unit structures	Structures of 10 or more units	Total	Lacking some or all plumbing facilities	Average number of rooms	Average value (dollars)	Percent Negro	Total	Lacking some or all plumbing facilities	Average number of rooms	Average contract rent (dollars)	Percent Negro		Total	With all plumbing facilities			
111	76	—	—	45	8	23	—	16	—	18	—	5.3	23000	—	2	—	—	—	—	3	3	1	—	—
112	69	—	—	28	16	26	—	23	—	20	—	5.3	14300	—	3	—	—	—	—	2	2	2	—	—
201	5	—	—	40	—	2	—	—	—	—	—	—	—	—	—	—	—	—	—	—	—	—	—	
202	3	—	—	—	—	1	—	—	—	—	—	—	—	—	—	—	—	—	—	—	—	—	—	
203	2	—	—	—	—	1	—	—	—	—	—	—	—	—	—	—	—	—	—	—	—	—	—	
204	2	—	—	—	—	3	—	—	—	—	—	—	—	—	—	—	—	—	—	—	—	—	—	
205	2	—	—	—	—	5	—	1	—	—	—	—	—	—	1	—	—	—	—	—	—	—	—	
212	4	—	—	—	—	2	—	—	—	—	—	—	—	—	—	—	—	—	—	—	—	—	—	
223	11	—	—	18	9	10	—	10	—	4	—	—	—	—	—	—	—	—	—	—	—	—	—	
224	7	—	—	29	—	4	—	—	—	—	—	—	—	—	—	—	—	—	—	—	—	—	—	
225	8	—	—	75	—	1	—	—	—	—	—	—	—	—	—	—	—	—	—	—	—	—	—	
901	25	—	—	52	16	6	1	5	—	5	1	4.0	—	—	1	—	—	—	—	4	3	1	—	—
902	4	—	—	—	—	4	—	—	—	—	—	—	—	—	—	—	—	—	—	—	—	—	—	
903	445	—	—	45	5	132	3	123	—	112	2	5.8	21900	—	8	1	5.3	68	—	11	10	8	6	2
904	118	—	—	50	1	30	2	29	—	26	2	5.7	20500	—	3	—	—	—	—	4	4	3	—	—
906	60	—	—	43	20	20	1	1	—	1	—	—	—	—	18	—	4.2	39	—	4	4	5	3	—
907	137	6	—	57	5	40	—	2	—	—	—	—	—	—	37	—	4.4	45	—	7	7	6	8	—
908	118	—	—	48	14	43	1	—	—	—	—	—	—	—	42	—	4.1	38	—	5	5	15	13	—
909	78	9	—	50	23	29	1	—	—	—	—	—	—	—	25	—	4.2	39	—	3	3	8	8	1
911	1197	98	—	66	1	200	—	200	—	138	—	5.5	18000	99	51	—	5.4	44	96	104	104	1	27	4
33	3292	—	—	42	8	1005	65	827	3	673	40	5.1	13900	—	243	17	4.2	70	—	148	135	89	61	3
101	120	—	—	43	8	34	5	30	—	25	3	5.0	10500	—	4	—	—	—	—	11	9	—	1	—
102	62	—	—	44	8	18	—	16	—	14	—	4.6	12000	—	3	—	—	—	—	3	3	—	—	—
103	26	—	—	31	8	8	—	6	—	6	—	5.7	18800	—	2	—	—	—	—	—	—	2	1	1
104	50	—	—	32	6	14	—	11	—	12	—	6.6	23300	—	2	—	—	—	—	—	—	—	—	—
105	169	—	—	44	14	54	8	37	—	29	4	4.7	8600	—	19	2	4.5	73	—	8	8	4	2	—
106	83	—	—	53	4	21	—	20	—	16	—	5.3	14200	—	3	—	—	—	—	4	4	1	1	—
107	81	—	—	52	3	21	—	19	—	14	—	5.7	17900	—	5	—	5.0	117	—	1	1	1	1	—
108	86	—	—	57	1	19	—	19	—	15	—	5.9	18400	—	2	—	—	—	—	3	3	—	—	—
109	134	—	—	42	9	40	1	30	—	25	1	5.6	15900	—	8	—	4.3	115	—	6	6	3	1	—
110	41	—	—	37	5	13	—	12	—	8	—	5.0	15300	—	4	—	—	—	—	1	1	—	1	—
111	125	—	—	38	4	49	—	32	—	23	—	4.7	15100	—	15	—	4.4	56	—	4	4	2	3	—
112	22	—	—	23	9	9	1	8	—	4	—	—	—	—	3	—	—	—	—	1	1	—	—	—
113	22	—	—	32	5	9	1	8	—	6	—	4.5	12500	—	1	—	—	—	—	1	1	2	—	—
114	6	—	—	33	—	2	—	—	—	—	—	—	—	—	—	—	—	—	—	—	—	—	—	—
115	64	—	—	30	19	25	5	15	—	13	1	4.8	10900	—	10	3	4.4	57	—	3	2	9	3	—
116	21	—	—	33	14	7	—	4	—	6	—	4.3	—	—	1	—	—	—	—	2	2	4	1	—
118	57	—	—	35	9	23	—	13	—	13	—	4.5	10700	—	6	—	4.3	52	—	2	2	4	1	—
119	39	—	—	44	—	9	3	9	—	6	3	4.5	12500	—	2	—	—	—	—	5	2	—	—	—
120	111	—	—	45	5	35	4	30	—	25	4	5.0	10100	—	5	—	3.8	45	—	5	5	2	—	—
121	90	—	—	51	12	24	3	22	—	19	3	4.7	10500	—	4	—	—	—	—	5	5	5	2	—
122	14	—	—	7	7	7	1	7	—	3	—	—	—	—	4	—	—	—	—	—	—	2	1	—
123	74	—	—	41	14	20	3	19	—	14	3	4.8	10400	—	6	—	4.0	—	—	6	5	1	3	—
124	77	—	—	49	4	21	—	20	—	16	—	5.3	11600	—	2	—	—	—	—	5	5	—	1	—
125	102	—	—	30	8	37	1	32	—	23	—	4.7	11500	—	11	—	4.2	64	—	4	4	3	2	1
126	54	—	—	28	11	20	2	18	—	15	2	4.4	11900	—	3	—	—	—	—	2	2	4	3	—
203	63	—	—	30	10	23	2	21	—	12	2	4.8	14100	—	11	—	3.9	80	—	3	3	4	2	—
204	129	—	—	39	11	39	1	32	—	24	—	6.0	16400	—	12	1	3.9	60	—	5	5	3	3	—
205	29	—	—	41	14	8	—	6	—	7	—	5.3	13300	—	1	—	—	—	—	2	2	1	—	—
208	31	—	—	29	32	13	—	11	—	8	—	5.1	—	—	5	—	4.2	57	—	1	1	4	—	—
209	55	—	—	38	6	19	1	18	—	15	1	5.6	15500	—	2	—	—	—	—	2	2	1	1	—
210	27	—	—	44	4	7	—	7	—	7	—	6.6	14400	—	—	—	—	—	—	—	—	—	2	—
211	22	—	—	50	—	6	—	4	—	3	—	—	—	—	3	—	—	—	—	—	—	—	1	—
212	36	—	—	50	14	10	—	8	—	7	—	5.8	29300	—	2	—	—	—	—	2	2	2	1	—
213	60	—	—	42	17	18	1	16	—	13	1	4.5	15300	—	4	—	—	—	—	4	4	3	3	—
214	4	—	—	—	—	1	—	—	—	—	—	—	—	—	—	—	—	—	—	—	—	—	—	—
215	146	—	—	36	16	47	11	43	—	30	5	4.9	15300	—	14	6	3.7	40	—	9	6	5	4	—
216	12	—	—	42	7	7	—	4	—	4	—	—	—	—	2	—	—	—	—	—	—	—	—	—
217	18	—	—	39	11	6	1	6	—	4	—	—	—	—	1	—	—	—	—	—	—	—	—	—
218	10	—	—	50	—	2	—	—	—	—	—	—	—	—	—	—	—	—	—	—	—	—	—	—
219	90	—	—	46	6	24	2	20	—	22	2	5.1	14600	—	1	—	—	—	—	4	4	4	1	—
220	64	—	—	44	3	20	1	18	—	14	1	4.7	15500	—	5	—	5.2	—	—	2	2	3	—	—
221	114	—	—	53	4	25	—	21	—	21	—	5.4	16900	—	3	—	—	—	—	8	8	1	2	—
222	119	—	—	41	4	36	1	33	—	28	—	5.2	15400	—	7	1	3.4	52	—	3	3	2	1	—
223	19	—	—	63	—	5	1	4	—	4	—	—	—	—	—	—	—	—	—	—	—	—	—	—
224	159	—	—	46	1	43	2	29	3	25	2	4.8	9300	—	16	—	4.0	93	—	9	8	4	—	—
225	17	—	—	35	6	6	—	5	—	4	—	—	—	—	1	—	—	—	—	1	1	—	—	—
227	9	—	—	67	—	2	—	—	—	—	—	—	—	—	—	—	—	—	—	—	—	—	—	—
228#	154	—	—	42	5	44	3	29	—	28	1	4.7	11600	—	16	2	4.1	91	—	6	5	2	3	1
229	60	—	—	47	—	18	—	18	—	11	—	5.6	10300	—	3	—	—	—	—	1	1	—	2	—
230#	115	—	—	44	4	37	—	30	—	28	—	5.1	17300	—	6	—	4.7	80	—	3	3	3	5	—

Table 2. Characteristics of Housing Units and Population, by Blocks: 1970—Con.

Jackson County, Miss.

[Data exclude vacant seasonal and vacant migratory housing units. For minimum base for derived figures (percent, average, etc.) and meaning of symbols, see text]

Blocks Within Census Tracts	Percent of total population				Year-round housing units				Occupied housing units																
	Total population	Negro	In group quarters	Under 18 years	62 years and over	Total	Lacking some or all plumbing facilities	Units in—		Owner				Renter				1.01 or more persons per room		With roomers, boarders, or lodgers					
								One-unit structures	Structures of 10 or more units	Total	Lacking some or all plumbing facilities	Average number of rooms	Average value (dollars)	Percent Negro	Total	Lacking some or all plumbing facilities	Average number of rooms	Average contract rent (dollars)	Percent Negro		Total	With all plumbing facilities			
																							One-person households	With female head of family	
9501	12319	7	—	43	7	3753	127	3288	128	2598	57	5.6	19300	5	837	55	4.4	101	11	405	374	322	257	38	
101	132	85	—	50	7	33	8	31	—	28	7	5.5	10900	82	2	—	—	—	—	—	7	4	2	4	1
102	94	30	—	46	7	26	4	24	—	23	4	4.8	10300	22	2	—	—	—	—	5	3	4	4	—	
103	29	—	—	52	—	5	—	5	—	5	—	5.0	10700	—	—	—	—	—	—	2	2	—	—	—	
104	40	—	—	50	8	12	—	11	—	9	—	4.6	9200	—	2	—	—	—	—	2	2	1	—	—	
105	22	—	—	32	27	8	1	7	—	8	1	4.4	7600	—	—	—	—	—	—	1	1	2	—	—	
106	43	—	—	44	5	9	—	9	—	7	—	5.6	10400	—	2	—	—	—	—	3	3	1	—	—	
107	12	—	—	33	17	4	—	—	—	—	—	—	—	—	—	—	—	—	—	—	—	—	—	—	
108	54	—	—	37	6	18	—	13	—	12	—	4.8	7800	—	6	—	4.0	85	—	3	3	3	—	—	
109	9	—	—	44	—	3	—	—	—	—	—	—	—	—	—	—	—	—	—	—	—	—	—	—	
110	44	—	—	43	9	13	1	11	—	9	1	5.1	11800	—	4	—	—	—	—	2	2	—	2	—	
111	52	—	—	52	—	13	—	13	—	11	—	5.2	17600	—	2	—	—	—	—	1	1	1	1	—	
112	468	—	—	47	4	123	4	123	—	108	4	5.5	19200	—	13	—	5.1	151	—	16	16	2	10	1	
113	34	—	—	44	3	9	1	9	—	6	1	5.7	18800	—	3	—	—	—	—	—	—	—	—	—	
114	24	—	—	21	4	9	—	9	—	9	—	5.4	24700	—	—	—	—	—	—	1	1	1	—	—	
115	31	—	—	42	—	8	—	8	—	7	—	5.6	22500	—	1	—	—	—	—	2	2	—	—	—	
116	41	—	—	39	5	11	—	11	—	8	—	5.8	21100	—	2	—	—	—	—	1	1	—	—	—	
117	26	—	—	23	4	8	—	8	—	8	—	6.0	23000	—	—	—	—	—	—	—	—	—	—	—	
118	31	—	—	45	3	8	—	8	—	6	—	6.0	26300	—	2	—	—	—	—	1	1	—	—	—	
119	656	—	—	43	3	216	2	213	—	164	2	5.7	23000	—	19	—	4.8	149	—	14	14	8	6	—	
120	33	6	—	12	33	15	—	14	—	12	—	5.2	26800	8	3	—	—	—	—	—	—	3	2	—	
121	12	—	—	33	17	6	1	5	—	3	—	—	—	—	1	—	—	—	—	—	—	—	—	—	
122	152	—	—	42	11	46	—	43	—	35	—	6.0	19900	—	10	—	4.0	79	—	4	4	8	3	1	
123	55	9	—	44	13	16	—	15	—	14	—	5.2	18000	—	2	—	—	—	—	2	2	1	1	—	
124	13	100	—	69	15	2	—	—	—	—	—	—	—	—	—	—	—	—	—	—	—	—	—	—	
127	45	—	—	31	2	15	1	15	—	10	1	6.0	18900	—	5	—	4.6	—	—	—	—	2	—	—	
201	14	—	—	36	—	1	—	—	—	—	—	—	—	—	—	—	—	—	—	—	—	—	—	—	
202	—	—	—	—	—	1	—	—	—	—	—	—	—	—	—	—	—	—	—	—	—	—	—	—	
203	126	42	—	46	13	37	3	26	—	20	1	4.7	10800	50	17	2	4.0	70	29	8	7	5	5	1	
204	45	93	—	56	11	9	2	8	—	7	1	5.6	12100	86	2	—	—	—	—	2	1	—	—	—	
205	22	100	—	27	23	9	3	9	—	6	1	5.7	11300	100	3	—	—	—	—	—	—	2	3	—	
206	8	100	—	38	—	2	—	—	—	—	—	—	—	—	—	—	—	—	—	—	—	—	—	—	
207	47	100	—	45	6	14	1	10	—	6	—	4.8	12100	100	8	1	4.3	56	100	4	4	3	3	—	
208	107	100	—	48	8	26	6	24	—	15	2	5.1	12400	100	10	4	3.9	39	100	8	4	5	3	2	
209	39	90	—	54	—	9	1	6	—	4	—	—	—	—	5	1	3.8	51	100	3	2	1	1	—	
210	9	100	—	11	22	4	—	—	—	—	—	—	—	—	—	—	—	—	—	—	—	—	—	—	
211	3	—	—	—	—	2	—	—	—	—	—	—	—	—	—	—	—	—	—	—	—	—	—	—	
212	16	100	—	25	44	6	1	6	—	4	—	—	—	—	2	—	—	—	—	1	1	2	3	—	
213	65	100	—	34	14	19	7	19	—	12	4	5.1	6100	100	7	3	3.7	—	100	4	2	4	5	1	
214	140	81	—	51	10	38	18	32	—	16	3	5.5	9500	69	22	15	3.5	36	86	10	5	9	9	1	
215	34	100	—	38	9	11	4	10	—	5	1	6.6	16000	100	3	—	—	—	—	2	2	1	1	1	
216	2	—	—	—	—	2	—	—	—	—	—	—	—	—	—	—	—	—	—	—	—	—	—	—	
217	55	100	—	53	13	9	1	9	—	5	—	6.6	—	100	4	—	—	—	—	5	5	—	—	—	
218	44	96	—	52	16	14	6	12	—	2	—	—	—	—	9	5	5.0	45	100	3	2	1	1	1	
219	24	88	—	50	8	6	1	4	—	4	—	—	—	—	1	—	—	—	—	2	2	—	—	—	
220	33	85	—	55	18	8	2	8	—	5	1	4.6	8200	60	3	—	—	—	—	3	2	1	3	—	
221	7	—	—	14	29	3	—	—	—	—	—	—	—	—	—	—	—	—	—	—	—	—	—	—	
222	1	—	—	—	—	1	—	—	—	—	—	—	—	—	—	—	—	—	—	—	—	—	—	—	
223	10	—	—	—	—	8	1	6	—	4	—	—	—	—	2	—	—	—	—	1	—	2	—	—	
224	21	—	—	29	14	9	—	7	—	3	—	—	—	—	4	—	—	—	—	—	—	1	—	—	
225	17	6	—	6	29	9	—	5	—	6	—	4.8	—	17	2	—	—	—	—	—	—	2	1	—	
226	16	—	—	—	13	10	—	8	—	6	—	4.7	10400	—	1	—	—	—	—	—	—	1	2	—	
227	28	18	—	18	18	13	—	11	—	11	—	4.5	10400	18	1	—	—	—	—	—	—	1	2	1	
228	34	27	—	41	18	11	2	11	—	9	1	6.0	13000	11	2	—	—	—	—	1	—	3	2	—	
229	92	25	—	39	11	25	3	25	—	20	1	5.8	13400	10	5	2	4.8	55	60	3	1	3	1	1	
230	41	—	—	24	22	15	—	14	—	11	—	5.5	13200	—	3	—	—	—	—	—	1	1	2	—	
231	46	4	—	28	7	15	—	15	—	10	—	5.3	12500	—	4	—	—	—	—	—	—	—	2	—	
232	2	—	—	—	—	1	—	—	—	—	—	—	—	—	—	—	—	—	—	—	—	—	—	—	
301	63	—	—	33	6	25	2	23	—	17	—	5.3	13400	—	7	2	3.7	66	—	2	2	8	2	—	
302	14	—	—	43	—	4	—	—	—	—	—	—	—	—	—	—	—	—	—	—	—	—	—	—	
303	229	—	—	47	2	60	—	60	—	37	—														

Table 2. Characteristics of Housing Units and Population, by Blocks: 1970—Con.

Jackson County, Miss.

(Data exclude vacant seasonal and vacant migratory housing units. For minimum base for derived figures (percent, average, etc.) and meaning of symbols, see text)

Blocks Within Census Tracts	Percent of total population				Year-round housing units				Occupied housing units															
	Total population	Negro	In group quarters	Under 18 years and over	Total	Lacking some or all plumbing facilities	Units in—		Owner				Renter				1.01 or more persons per room		With roomers, boarders, or lodgers					
							One-unit structures	Structures of 10 or more units	Total	Lacking some or all plumbing facilities	Average number of rooms	Average value (dollars)	Percent Negro	Total	Lacking some or all plumbing facilities	Average number of rooms	Average contract rent (dollars)	Percent Negro		Total	With all plumbing facilities			
																						One-person households	With female head of family	
9502	3840	-	-	48	3	1108	15	1074	-	771	5	5.4	17700	-	200	3	4.8	110	-	123	121	43	70	6
103	2	2
104	3	2
105	16	38	25	7	...	7	...	6	...	6.2	19800	2
106	8	50	...	4
107	9	44	...	5	...	5	...	2
109	2	2
112	2	2
113	3	2
117	3	2
118	6	67	...	3
120	11	46	9	3
121	11	46	9	4
122	10	80	...	1
201	2	1
202	4	1
203	5	60	...	1
204	3	1
207	4	2
208	11	46	...	3
209	7	29	29	3
210	7	57	14	4
214	4	2
221	2	1
301	12	33	17	2
302	155	42	12	44	...	43	...	30	...	5.8	26800	...	11	...	3.9	101	...	8	8	7	2	2
303	42	50	...	11	...	11	...	9	...	5.6	16700	...	1	1	1	...
304	229	52	2	71	1	68	...	45	1	5.9	21000	...	7	...	4.9	103	...	8	8	2	2	...
305	18	56	...	14	...	14	...	4
306	23	48	...	9	6	...	5.3	18300
307	51	55	2	18	...	18	...	10	...	5.4	19300	...	1	2	2
308	116	47	...	34	...	34	...	30	...	5.1	17500	...	1	3	3	...	2	1
309	14	64	...	5	...	3	...	2
310	82	46	1	25	1	25	...	19	...	5.3	17000	3	3
312	59	41	9	20	...	16	...	12	...	4.8	13200	...	3	5	5	1	...	1
313	411	50	1	104	2	101	...	69	...	5.3	14800	...	32	1	4.9	93	...	11	11	...	10	...
314	123	50	...	32	...	32	...	22	...	5.2	13400	...	9	...	5.2	122	...	3	3	...	2	...
315	26	42	8	8	...	8	...	8	...	5.1	15400	2	...
316	115	49	...	32	...	32	...	13	...	5.2	12800	...	17	...	5.0	114	...	3	3	...	4	...
317	153	60	...	32	...	32	...	11	...	5.3	12600	...	20	...	5.2	108	...	8	8	...	3	...
318	132	48	2	36	...	36	...	30	...	5.3	16500	...	4	2	2	...	2	...
319	12	67	...	3
320	70	57	...	18	...	18	...	13	...	5.5	16500	...	4	3	...
321	109	43	2	31	...	31	...	28	...	5.8	18500	...	3	1	3	...
322	39	46	3	10	...	10	...	10	...	6.4	19900	1	1	1	1	...
323	80	45	3	20	...	20	...	19	...	5.6	20700	...	1	2	2
324#	99	43	3	28	...	28	...	19	...	5.7	22300	...	8	...	5.9	155	1	2	...
325#	265	3	...	49	...	79	...	79	...	58	...	5.5	19400	3	9	...	5.4	158	...	4	4	2	4	...
326	138	59	1	31	...	31	...	22	...	5.3	13800	...	7	...	5.1	111	...	9	9	...	5	...
328	239	52	3	64	...	64	...	45	...	5.4	16600	...	12	...	4.8	123	...	11	11	3	6	...
329	75	49	3	19	...	19	...	17	...	5.2	17400	...	2	3	3	1	1	...
330	177	48	1	50	...	49	...	46	...	5.2	14700	...	7	...	4.3	116	...	7	7	4	5	...
331	136	52	...	35	...	35	...	26	...	5.2	16100	...	6	...	5.0	135	...	6	6	1	2	...
332	212	47	...	65	...	65	...	49	...	5.3	18000	...	4	6	6	...	1	...
901	8	63	...	2
902#	168	36	11	54	9	50	...	31	3	5.0	10700	...	15	2	4.0	59	...	9	7	4	3	...
903	11	55	9	4
904	7	5	2	2
905	18	22	17	8	...	6	...	7	...	4.1	16500	...	1
906	9	44	...	2
907	23	39	9	8	...	8	...	6	...	5.2	26500	...	2	1	1	2
909	23	13	26	9	...	8	...	8	...	5.3	24700	...	1	2
910	7	71	...	2
912	6	2
913	13	31	23	4
9503	390	37	7	130	5	68	3	98	5	4.9	13600	...	27	...	3.2	60	...	12	12	17	4	1
101#	390	37	7	130	5	68	3	98	5	4.9	13600	...	27	...	3.2	60	...	12	12			



OFFICIAL BUSINESS

PUBLICATION AND SUMMARY COMPUTER TAPE PROGRAM

More detailed descriptions of this program appear in other final reports of the 1970 census, and in a statement which can be obtained free of charge from the Bureau of the Census or any U.S. Department of Commerce Field Office. Series marked with an asterisk (*) consist of separate reports for each State, the District of Columbia, and (generally) Puerto Rico and other outlying areas, as well as a national summary report. The HC(1)-A and B reports will also be issued in a set of clothbound State books each containing the two reports for the particular State, and designated as Housing Volume I; similarly, the PC(1)-A, B, C, and D reports will also be issued in a set of clothbound State books designated as Population Volume I. Series marked with a dagger (†) are based on sample surveys conducted separately from and after the main data-collection process.

Housing Census Reports

Series HC(1)-A* GENERAL HOUSING CHARACTERISTICS

Data on the housing subjects collected on a 100-percent basis are presented for States (by urban and rural residence), standard metropolitan statistical areas (SMSA's), urbanized areas, places of 1,000 inhabitants or more, and counties.

Series HC(1)-B* DETAILED HOUSING CHARACTERISTICS

Statistics will be presented on a more detailed basis for the subjects included in the series HC(1)-A reports as well as subjects collected on a sample basis. Data will be presented for States (by urban, rural-nonfarm, and rural farm residence), SMSA's, urbanized areas, places of 2,500 inhabitants or more, and counties.

Series HC(2) METROPOLITAN HOUSING CHARACTERISTICS

These reports cover most of the 1970 housing subjects in considerable detail and cross-classification. There will be one report for each SMSA, presenting data for the SMSA, its central cities, and places of 50,000 inhabitants or more, as well as a national summary report.

Series HC(3) BLOCK STATISTICS

One report is being issued for each urbanized area showing data for individual blocks on selected housing and population subjects. The series also includes reports for the communities outside urbanized areas which have contracted with the Census Bureau to provide block statistics from the 1970 census.

Series HC(4)† COMPONENTS OF INVENTORY CHANGE

Each report will contain data on 1960 to 1970 changes in the housing inventory as well as 1960 and 1970 characteristics for units that have not changed. Statistics will be shown for 15 selected SMSA's and for the United States and regions.

Series HC(5)† RESIDENTIAL FINANCE

Data on financing and characteristics of homeowner properties and rental and vacant properties will be shown for the United States and regions.

Series HC(6) ESTIMATES OF SUBSTANDARD HOUSING

This series will consist of a single report presenting counts of "substandard" housing units for counties and cities, based on the number of units lacking plumbing facilities combined with estimates of units with all plumbing facilities but in "dilapidated" condition.

Series HC(7) SUBJECT REPORTS

Each report in this series will concentrate on a particular subject such as housing characteristics by household composition, housing of minority groups and senior citizens, etc. Data will generally be provided on a national level; in some reports, data for States or SMSA's may also be shown.

Population Census Reports

Series PC(1)-A* NUMBER OF INHABITANTS

Final official population counts are presented for States, counties by urban and rural residence, SMSA's, urbanized areas, county subdivisions, all incorporated places and unincorporated places of 1,000 inhabitants or more.

Series PC(1)-B* GENERAL POPULATION CHARACTERISTICS

Data on the population subjects collected on a 100-percent basis are presented for States, counties by urban and rural residence, SMSA's, urbanized areas, county subdivisions, and places of 1,000 inhabitants or more.

Series PC(1)-C* GENERAL SOCIAL AND ECONOMIC CHARACTERISTICS

Data on the population subjects collected on a sample basis will be shown for States (by urban, rural nonfarm, and rural-farm residence), counties, SMSA's, urbanized areas, and places of 2,500 inhabitants or more.

Series PC(1)-D* DETAILED CHARACTERISTICS

These reports cover most of the subjects in Series PC(1)-C, presented in detail and cross-classified by age, race, and other characteristics. Data are shown for States (by urban, rural-nonfarm, and rural farm residence), SMSA's, and large cities.

Series PC(2) SUBJECT REPORTS

Each report will concentrate on a particular subject, such as national origin and race, fertility, families, etc. Data will generally be provided on a national and regional level; in some reports, data for States or SMSA's will also be shown.

Joint Population - Housing Reports

Series PHC(1) CENSUS TRACTS

This series will contain one report for each SMSA, showing data by census tracts for most of the population and housing subjects included in the census.

Series PHC(2)* GENERAL DEMOGRAPHIC TRENDS FOR METROPOLITAN AREAS

This series presents comparative 1960 and 1970 statistics for population counts and selected 100-percent population and housing subjects for SMSA's and their central cities and constituent counties.

Series PHC(3)† EMPLOYMENT PROFILES OF SELECTED LOW-INCOME AREAS

Each report will contain data on selected social and economic characteristics of the residents of particular low-income areas in 54 cities and seven rural poverty areas.

Computer Summary Tapes

Six tabulation counts are being made available which provide much greater population and housing subject and geographic detail than in the printed reports. These data will generally be available on magnetic computer tape, printouts, and microfilm at the cost of preparing the copy.

First Count—Approximately 400 cells of data on the subjects collected on a 100-percent basis for each of about 250,000 enumeration districts.

Second Count—Approximately 3,500 cells of 100-percent data for about 35,000 census tracts and 35,000 county subdivisions.

Third Count—Approximately 250 cells of 100-percent data for about 1,500,000 blocks.

Fourth Count—Approximately 13,000 cells of data on the subjects collected on a sample basis for each tract and county subdivision; also about 30,000 cells of data for each county.

Fifth Count—Contains about 800 cells of data for 5-digit ZIP code areas in SMSA's and 3-digit ZIP code areas outside SMSA's.

Sixth Count—Approximately 260,000 cells of data containing detailed tabulations and cross-classifications for States, SMSA's, and large cities.

A UNITED STATES
DEPARTMENT OF
COMMERCE
PUBLICATION



Block Statistics

JACKSON, MISS. URBANIZED AREA

HC(3)-133

A stylized graphic illustration on a dark background. On the left, a cluster of tall, rectangular buildings of varying heights and widths, representing a city skyline. On the right, a collection of smaller, more varied house shapes, including gabled roofs, dormers, and some with porches, representing residential housing. The text "1970 CENSUS OF HOUSING" is centered in the middle of the graphic.

1970 CENSUS OF HOUSING

U.S. DEPARTMENT
OF COMMERCE
BUREAU OF
THE CENSUS

U.S. DEPARTMENT OF COMMERCE

Maurice H. Stans, Secretary

James T. Lynn, Under Secretary

Harold C. Passer, Assistant Secretary for Economic Affairs

BUREAU OF THE CENSUS

George Hay Brown, Director

Conrad Taeuber, Associate Director

David L. Kaplan, 1970 Census Coordinator

HOUSING DIVISION

Arthur F. Young, Chief

ACKNOWLEDGMENTS—Many persons participated in the various activities of the 1970 census. Primary direction of the program was performed by **Conrad Taeuber**, Associate Director for Demographic Fields, assisted by **David L. Kaplan**, 1970 Census Coordinator, and in conjunction with **Joseph F. Daly**, Associate Director for Research and Development, **William J. Merkin**, Associate Director for Administration, **John W. H. Spencer**, Associate Director for Data Systems, and **Edwin D. Goldfield**, Assistant Director for Program Development.

This report was planned and written in the Housing Division under the supervision of **Arthur F. Young**, Chief, by **Aaron Josowitz**, Assistant Chief, **Nathan Krevor**, Chief, Coordination and Research Branch, and **Paul F. Coe**.

The Statistical Methods Division was largely responsible for developing new procedures to obtain a more accurate count of housing units. This work was supervised by **Joseph Waksberg**, Division Chief, **Morton Boisen** and **Walter M. Perkins**, Assistant Division Chiefs, and **Barnett Denton** and **Charles D. Jones**.

Geographic plans and procedures were developed in the Geography Division under the supervision of **William T. Fay**, Chief, and **Robert C. Kløve** and **Gerald J. Post**, Assistant Division Chiefs, with the assistance of **Robert E. Durland**, **Margery H. Elliot**, and **Jacob Silver**.

Data collection activities were administered by the Field Division, **Paul R. Squires**, Chief, and **Richard C. Burt** and **Dean H. Weber**, Assistant Division Chiefs, with the assistance of **John Kuntz** and **Stanley Matchett**, as well as the directors of the Bureau's regional offices.

Systems and processing procedures were developed in the Systems Division, **Sol Dolleck**, Chief, under the direction of **Morris Gorinson**, Assistant Division Chief. **Florence Wright** assisted by **Orville M. Slye**, was responsible for the clerical procedures and **Roger O. Lepage**, assisted by **John Murphy, Jr.**, **C. Eden Moody**, and **Judith E. Jones**, was responsible for the computer programming.

The manual processing and microfilming of the questionnaires were performed in the Jeffersonville Census Operations Division, under the supervision of **Joseph F. Arbena**, Chief, and **Robert L. Hagan**, Population and Housing Census Operations Manager, assisted by **Charles L. Adams** and **John C. Campbell**. **William L. Pangburn** supervised the microfilming operation.

FOSDIC and computer processing were performed in the Processing Division under the supervision of **M. Douglas Fahey**, Chief, and **E. Richard Bourdon** and **James W. Shores**, Assistant Division Chiefs. Development of the automatic microfilming equipment was directed by **Anthony A. Berlinsky**.

Publications planning, editing, and printing were performed in the Administrative and Publications Services Division, **Cecil B. Matthews**, Chief, under the direction of **Raymond J. Koski**, **John F. Lanham, Jr.**, and **Gerald A. Mann**.

Robert B. Voight, Special Assistant in the Office of the Director, and **Sherry L. Courtland** made many important contributions to the planning and coordination of the 1970 census program.

SUGGESTED CITATION

U.S. Bureau of the Census
Census of Housing: 1970
BLOCK STATISTICS
Final Report HC(3)-133 Jackson, Miss.
Urbanized Area

U.S. Government Printing Office
Washington, D.C., 1971

For sale by the
Superintendent of Documents
U.S. Government Printing Office
Washington, D.C. 20402, or any
Department of Commerce Field Office.

Price \$2.00

**1970
CENSUS OF
HOUSING**

**Block
Statistics**

**JACKSON, MISS.
URBANIZED AREA**

CONTENTS

	Page
List of HC(3) Block Statistics Reports	II
Introduction	IV
Facsimiles of Questionnaire Page and Respondent Instructions	X

TABLES

1	Characteristics of Housing Units and Population, for Places of 2,500 Inhabitants or More: 1970	MISS.-1
2	Characteristics of Housing Units and Population, by Blocks: 1970	MISS.-2

Maps identifying the blocks covered herein are included in or
accompany this report.

LIST OF HC (3) BLOCK STATISTICS REPORTS

The specific names listed below each State refer to urbanized areas; "Selected Areas" refer to other areas of the State which have contracted with the Census Bureau to provide block statistics.

Report number	Area	Report number	Area	Report number	Area	Report number	Area
ALABAMA		36	Hartford	69	Decatur	MARYLAND	
1	Birmingham	37	Meriden	70	Joliet	106	Baltimore
2	Gadsden	38	New Britain	71	Peoria	107	Selected Areas
3	Huntsville	39	New Haven	72	Rockford	MASSACHUSETTS	
4	Mobile	40	Norwalk	73	Springfield	108	Boston
5	Montgomery	41	Stamford	74	Selected Areas	109	Brockton
6	Tuscaloosa	42	Waterbury	INDIANA		110	Fall River
7	Selected Areas	DELAWARE		75	Anderson	111	Fitchburg-Leominster
ALASKA		43	Wilmington	76	Evansville	112	Lawrence-Haverhill
8	Selected Areas	DISTRICT OF COLUMBIA		77	Fort Wayne	113	Lowell
ARIZONA		44	Washington	78	Indianapolis	114	New Bedford
9	Phoenix	FLORIDA		79	Lafayette-West Lafayette	115	Pittsfield
10	Tucson	45	Fort Lauderdale-Hollywood	80	Muncie	116	Springfield-Chicopee-Holyoke
11	Selected Areas	46	Jacksonville	81	South Bend	117	Worcester
ARKANSAS		47	Miami	82	Terre Haute	MICHIGAN	
12	Fort Smith	48	Orlando	83	Selected Areas	118	Ann Arbor
13	Little Rock-North Little Rock	49	Pensacola	IOWA		119	Bay City
14	Pine Bluff	50	St. Petersburg	84	Cedar Rapids	120	Detroit
15	Selected Areas	51	Tallahassee	85	Davenport-Rock Island-Moline	121	Flint
CALIFORNIA		52	Tampa	86	Des Moines	122	Grand Rapids
16	Bakersfield	53	West Palm Beach	87	Dubuque	123	Jackson
17	Fresno	54	Selected Areas	88	Sioux City	124	Kalamazoo
18	Los Angeles-Long Beach	GEORGIA		89	Waterloo	125	Lansing
19	Oxnard-Ventura-Thousand Oaks	55	Albany	90	Selected Areas	126	Muskegon-Muskegon Heights
20	Sacramento	56	Atlanta	KANSAS		127	Saginaw
21	Salinas	57	Augusta	91	Topeka	128	Selected Areas
22	San Bernardino-Riverside	58	Columbus	92	Wichita	MINNESOTA	
23	San Diego	59	Macon	93	Selected Areas	129	Duluth-Superior
24	San Francisco-Oakland	60	Savannah	KENTUCKY		130	Minneapolis-St. Paul
25	San Jose	61	Selected Areas	94	Lexington	131	Selected Areas
26	Santa Barbara	HAWAII		95	Louisville	MISSISSIPPI	
27	Simi Valley	62	Honolulu	96	Selected Areas	132	Biloxi-Gulfport
28	Stockton	63	Selected Areas	LOUISIANA		133	Jackson
29	Selected Areas	IDAHO		97	Baton Rouge	134	Selected Areas
COLORADO		64	Boise City	98	Lafayette	MISSOURI	
30	Colorado Springs	ILLINOIS		99	Lake Charles	135	Kansas City
31	Denver	65	Aurora-Elgin	100	Monroe	136	St. Joseph
32	Pueblo	66	Bloomington-Normal	101	New Orleans	137	St. Louis
33	Selected Areas	67	Champaign-Urbana	102	Shreveport	138	Springfield
CONNECTICUT		68	Chicago-Northwestern Indiana	MAINE		139	Selected Areas
34	Bridgeport	INDIANA		103	Lewiston-Auburn		
35	Bristol	INDIANA		104	Portland		
		INDIANA		105	Selected Areas		

Report number	Area	Report number	Area	Report number	Area	Report number	Area
MONTANA		167	Fayetteville	208	Wilkes-Barre	247	Waco
140	Billings	168	Greensboro	209	York	248	Wichita Falls
141	Great Falls	169	High Point	210	Selected Areas	249	Selected Areas
142	Selected Areas	170	Raleigh	RHODE ISLAND			
NEBRASKA		171	Wilmington	211	Providence-Pawtucket-Warwick	UTAH	
143	Lincoln	172	Winston-Salem	212	Charleston	250	Ogden
144	Omaha	173	Selected Areas	213	Columbia	251	Provo-Orem
145	Selected Areas	NORTH DAKOTA		214	Greenville	252	Salt Lake City
NEVADA		174	Fargo-Moorhead	215	Selected Areas	VERMONT	
146	Las Vegas	OHIO		SOUTH CAROLINA			
147	Reno	175	Akron	212	Charleston	VERMONT	
NEW HAMPSHIRE		176	Canton	213	Columbia	253	Selected Areas
148	Manchester	177	Cincinnati	214	Greenville	VIRGINIA	
149	Selected Areas	178	Cleveland	215	Selected Areas	254	Lynchburg
NEW JERSEY		179	Columbus	SOUTH DAKOTA			
150	Atlantic City	180	Dayton	216	Sioux Falls	255	Newport News-Hampton
151	Trenton	181	Hamilton	217	Selected Areas	256	Norfolk-Portsmouth
152	Vineland-Millville	182	Lima	TENNESSEE			
153	Selected Areas	183	Lorain-Elyria	218	Chattanooga	257	Richmond
NEW MEXICO		184	Mansfield	219	Knoxville	258	Roanoke
154	Albuquerque	185	Springfield	220	Memphis	259	Selected Areas
155	Selected Areas	186	Steubenville-Weirton	221	Nashville-Davidson	WASHINGTON	
NEW YORK		187	Toledo	222	Selected Areas	260	Seattle-Everett
156	Albany-Schenectady-Troy	188	Youngstown-Warren	TEXAS			
157	Binghamton	189	Selected Areas	223	Abilene	261	Spokane
158	Buffalo	OKLAHOMA		224	Amarillo	262	Tacoma
159	New York-Northeastern New Jersey	190	Lawton	225	Austin	263	Selected Areas
Part 1 - New York City		191	Oklahoma City	226	Beaumont	WEST VIRGINIA	
Part 2 - New York Portion Outside New York City		192	Tulsa	227	Brownsville	264	Charleston
Part 3 - Northeastern New Jersey		193	Selected Areas	228	Corpus Christi	265	Huntington-Ashland
160	Rochester	OREGON		229	Dallas	266	Wheeling
161	Syracuse	194	Eugene	230	El Paso	267	Selected Areas
162	Utica-Rome	195	Portland	231	Fort Worth	WISCONSIN	
163	Selected Areas	196	Salem	232	Galveston	268	Green Bay
NORTH CAROLINA		197	Selected Areas	233	Harlingen-San Benito	269	Kenosha
164	Asheville	PENNSYLVANIA		234	Houston	270	Madison
165	Charlotte	198	Allentown-Bethlehem-Easton	235	Laredo	271	Milwaukee
166	Durham	199	Altoona	236	Lubbock	272	Racine
		200	Erie	237	McAllen-Pharr-Edinburg	273	Selected Areas
		201	Harrisburg	238	Midland	WYOMING	
		202	Johnstown	239	Odessa	274	Selected Areas
		203	Lancaster	240	Port Arthur	PUERTO RICO	
		204	Philadelphia	241	San Angelo	275	Mayagüez
		205	Pittsburgh	242	San Antonio	276	Ponce
		206	Reading	243	Sherman-Denison	277	San Juan
		207	Scranton	244	Texarkana	278	Selected Areas
				245	Texas City-La Marque		
				246	Tyler		

INTRODUCTION

GENERAL	IV
Urbanized areas	IV
Maps and block identification	IV
Content of the tables	V
Symbols	V
Data collection procedures	V
Processing procedures	VI
DEFINITIONS AND EXPLANATIONS OF SUBJECT CHARACTERISTICS	VI
Self-enumeration and census questionnaire	VI
Comparability with 1960 data	VI
Total population	VII
Housing units and group quarters	VII
Year-round housing units	VII
Occupied housing units	VII
Race	VII
Tenure	VIII
Plumbing facilities	VIII
Units in structure	VIII
Persons per room	VIII
Average number of rooms	VIII
Average value	VIII
Average contract rent	VIII
One-person households	VIII
With female head of family	VIII
With roomers, boarders, or lodgers	IX
ACCURACY OF THE DATA	IX
Editing	IX
Block number check	IX
FACSIMILES	X
Questionnaire page showing 100-percent housing questions	X
Respondent instructions for the 100-percent housing questions	XI

GENERAL

This report presents statistics from the 1970 census, by blocks, on general characteristics of housing units and population. Legal provision for this census, conducted as of April 1, 1970, was made in the Act of Congress of August 31, 1954 (amended

August 1957), which codified Title 13, United States Code.

This report series contains 278 reports (as listed on page II). Most of the reports (236) relate to a specific urbanized area, as well as to some nearby contiguous territory included for reasons explained below in the section on "Urbanized areas." The remaining reports (42) relate to other types of areas (e.g., smaller cities, counties, etc.) where local authorities contracted with the Census Bureau to collect, process, and publish the data on a block basis. In 1960, a similar contractual technique was utilized but the basic block statistics program was limited generally to cities of 50,000 inhabitants or more (i.e., the built-up fringes around the cities were not covered).

A major portion of the information compiled from the 1970 Census of Housing will appear in Volume I, **Housing Characteristics for States, Cities, and Counties**. For a description of Volume I, as well as other elements of the data dissemination program of the 1970 Population and Housing Census, see the "Publication and Computer Summary Tape Program" statement at the end of this report.

Urbanized areas.—An urbanized area consists of a central city, or cities, and surrounding closely settled territory. The central city must have reported a population of 50,000 or more in 1960, in a special census conducted by the Census Bureau since 1960, or in the 1970 census. Under certain circumstances, "twin cities" with a combined population of 50,000 or more form the basis of an urbanized area. More detailed information on the criteria used to designate urbanized areas and determine their boundaries appears in the 1970 Census of Housing HC(1)-A reports and the 1970 Census of Population PC(1)-A reports.

As suggested by the rules above, the urbanized areas ultimately used in the tabulations of the 1970 census could not be completely recognized or defined until the final population counts were available. Since the precise delineation and numbering of blocks is quite costly and is therefore done only for areas where block statistics will be prepared, a preliminary determination of each urbanized area was made prior to the actual enumeration. The preliminary boundaries were purposely drawn somewhat beyond the anticipated final boundaries because the information on density of settlement was not yet available. Thus, for virtually all urbanized areas, there is some immediately adjacent territory for which the information was collected on a block basis. Because the extra cost of tabulating and publishing the block data for this type of territory is comparatively minor, data for blocks outside urbanized areas appear in the reports for those areas. On the other hand, block data are generally not provided for urbanized areas which are recognized for the first time in 1970.

Maps and block identification.—The maps included with these reports identify the location and number of each block and the boundary and number of each census tract or block numbering area.

A block is usually a well-defined rectangular piece of land bounded by streets or roads. However, it may be irregular in shape or bounded by railroad tracks, streams, or other features. The block is the specific numbered area as shown on the map.

Census tracts are small areas into which large cities and metropolitan areas are divided for statistical purposes. Tract boundaries are established cooperatively by a local committee and the Bureau of the Census and are generally designed to achieve

some uniformity of population characteristics, economic status, and living conditions. Initially, the average tract had about 4,000 residents. Tract boundaries are established with the intention of being maintained over a long time so that comparisons may be made from census to census.

In untraced places, block numbering areas are used. They are established by arbitrarily dividing the city along major streets, railroads, or other physical boundaries to facilitate numbering the blocks in groups of fewer than 1,000. The boundaries of block numbering areas have no statistical significance but are merely for convenience in mapping and tabulating.

In numbering the blocks, a separate series is used for each census tract or block numbering area. Thus, the location of each block for which data are presented is determined by referring both to the block number and the census tract or block numbering area. In some cases, a city or other political boundary divides a block. The data shown are for the block represented by the land area as bounded and numbered on the block map.

The block number was assigned to each block on a map suitable for block numbering, prior to the enumeration. In some instances, the map was several years old and did not recognize construction of new streets or disappearance of others. Insofar as possible, the map was corrected for changes that were discovered prior to enumeration. In other cases, it was not feasible to make corrections. Hence the map does not always reflect the blocks as they existed on the ground at the time of the enumeration. For example, a block as shown on the map may have been divided into two blocks. The housing units in the newly subdivided blocks would be assigned the one block number shown on the map even

though two blocks existed at the time of enumeration. On the other hand, two blocks as shown on the map may have been merged into one. In the enumeration, the intent was to identify which housing units were physically located in each of the two former blocks and assign the respective block number to each portion, even though only one block existed at the time of enumeration.

Content of the tables.—In the urbanized area block publication program, table 1 summarizes the statistics for each place of 2,500 inhabitants or more and table 2 contains the statistics for the individual blocks summarized to the tract or block numbering area. In the contract block program, one table provides statistics for individual blocks as well as summaries for each tract or block numbering area and each place or area.

In some instances, the blocked area excludes a part of a tract or excludes the rural portion of an extended city (a city having one or more large portions, usually at the boundary of the city, with relatively low population density). Therefore, the tract and place totals cover only the blocks included in this report.

Block identification, total population, and total year-round housing units are shown for every block containing living quarters. For some blocks, the table shows total population but no housing units because all the people live in group quarters. For other blocks, the table shows housing units but no population because all the units are vacant. Blocks (or tracts) with no year-round housing units and no population are shown on the map but do not appear in the tables.

Symbols.—Percents which round to less than 0.1 are not shown but indicated as zero. A dash “—” repre-

sents zero. Three dots “. . .” indicate that the data are being withheld to avoid disclosure of information for individual housing units; or that the base for an average, percentage, or ratio is too small for it to be shown. The symbol “#” next to a block number indicates that contract rent was allocated for 20 percent or more of the renter-occupied units. The dagger symbol (†) identifies blocks for which tabulations are not available because of processing errors. If there are any such blocks in the area covered by this report, population and housing unit counts for these blocks are presented on page XII; the summary figures for places and tracts (or block numbering areas) include data for these blocks; i.e., the totals contain the above-mentioned counts as well as imputed data for the various characteristics.

Data collection procedures.—The 1970 census was conducted primarily through self-enumeration. In 1960, self-enumeration was first introduced on a nationwide scale as a substitute for the traditional census direct interview.

A census questionnaire was delivered by postal carriers to every household several days before Census Day, April 1, 1970. This questionnaire contained certain explanatory information and was accompanied by an instruction sheet; in certain areas with comparatively large proportions of Spanish-speaking persons, a Spanish version of the instruction sheet was also enclosed.

In the larger metropolitan areas and some adjacent counties, altogether containing about three-fifths of the population of the United States, the household was requested to fill out and mail back the form on Census Day. Approximately 87 percent of the households did so. The mailed-back forms were reviewed by the census enumerator (or, in some lo-

calities, a census clerk) and if the form was determined to be incomplete or inconsistent, a followup was made. The bulk of these followups were made by telephone, the rest by personal visit. For the households which did not mail back their forms, a followup was also made, in almost all cases by personal visit and in the remainder by telephone. Vacant units were enumerated by personal visit.

For the remaining two-fifths of the population, the household was requested to fill out the form and give it to the enumerator when he called; approximately 80 percent did so. Incomplete and unfilled forms were completed by interview during the enumerator's visit.

Three types of questionnaires were used throughout the country: 80 percent of the households answered a form containing a limited number of population and housing questions, and the remainder, split into 15-percent and 5-percent samples, answered forms which contained these questions as well as a number of additional questions.

The subjects covered in this report are those which were collected on a 100-percent basis. That is, the questions for these subjects appeared on all three questionnaires, the 80-percent, 15-percent, and 5-percent forms.

Processing procedures.—The 1970 census questionnaires were specially designed to be processed by FOSDIC (Film Optical Sensing Device for Input to Computers). Respondents and enumerators (and for some few items, census clerks) marked the answers in predesignated positions which could be "read" by FOSDIC, from a microfilm copy of the questionnaire, onto computer magnetic tape.

The tape containing the information from the questionnaires was processed on the Census Bureau's

computers through a number of editing and tabulation steps. One of the end results of this operation was a computer tape from which the tables in this report were prepared on a cathode-ray-tube phototypesetting machine at the Government Printing Office. Another end result was the summary tape which is available for purchase, as described in the "Publication and Computer Summary Tape Program" statement at the end of this report.

DEFINITIONS AND EXPLANATIONS OF SUBJECT CHARACTERISTICS

Self-enumeration and census questionnaire.—As stated in the introductory text of this report, the 1970 census was conducted primarily through self-enumeration. The response, therefore, was based principally on the questionnaire and its accompanying instruction sheet. Furthermore, census takers were instructed to read the questions directly from the questionnaire in their telephone and personal visit interviews. The questionnaire page containing the housing questions asked on a 100-percent basis and the page of the respondent instruction sheet which relates to these questions are reproduced on pages X and XI, respectively. The definitions and explanations given below for each subject are, to a considerable extent, drawn from various technical and procedural materials used in the collection of the data. This material helped the enumerative personnel to understand more fully the intent of each question and thus to resolve problems or unusual cases. Also included is certain explanatory information to assist the user in the proper utilization of the statistics.

Comparability with 1960 data.—Although the 1970 data are generally comparable with the data collected

in 1960, certain changes have been introduced. The 1960 inquiry regarding owner occupancy has been subdivided to show a separate category for cooperatives and condominiums in 1970. The 1960 question on cooking equipment was broadened to cover "complete kitchen facilities" in 1970; i.e., an installed sink with piped water, a range or cookstove, and a mechanical refrigerator. On the other hand, the 1960 question on "condition of housing unit" (i.e., sound, deteriorating, or dilapidated) was eliminated because of serious problems with response reliability.

There have also been changes in the scope of some of the tabulations. Data on characteristics of housing units are limited in 1970 to year-round units because of the difficulty of obtaining reliable information for vacant units held for migratory labor or for seasonal occupancy. Moreover, the total counts of housing units given in this report for each block, tract or block numbering area, and place or area are limited to year-round housing units. (Counts of the total housing inventory, including vacant units held for migratory labor and seasonal occupancy, are given for census tracts in series PHC(1), and for States, cities, and counties in series HC(1)-A and HC(1)-B.)

The tabulations on value and contract rent refer to slightly different sets of housing units in 1970 than in 1960. Summarized generally, the difference is that the 1970 data exclude units on places of 10 acres or more whereas the 1960 data exclude units on farms; more specific information can be obtained by comparing the rent and value definitions in the present report with those in 1960 Census of Housing Volume I. Separate figures are shown in this report for occupied units with Negro head of household. In 1960, this type of tabulation related to the total of all

household heads other than white; Negro household heads constituted 95 percent of this total in 1960 for the Nation as a whole, but this proportion varied widely among areas.

Total population.—The total population is the count of all persons living in the block including those in group quarters. The population for each block is subdivided into the following groups expressed as percent of the total population: Negro, in group quarters, under 18 years, and 62 years and over.

In accordance with census practice dating back to 1790, each person enumerated in the 1970 census was counted as an inhabitant of his usual place of residence, which is generally construed to mean the place where he lives and sleeps most of the time. This place is not necessarily the same as his legal residence, voting residence, or domicile. In the vast majority of cases, however, the use of these different bases of classification would produce substantially the same statistics, although there may be appreciable differences for a few areas.

Implementation of this practice has resulted in the establishing of residence rules for certain categories of persons whose usual place of residence is not immediately clear. Furthermore, this practice means that persons were not always counted as residents of the place where they happened to be found by the census enumerators. Persons without a usual place of residence were, however, counted where they were enumerated. Detailed information on residence rules is given in the 1970 Census of Population PC(1)-A reports.

Housing units and group quarters.—All living quarters are classified in the census as either housing units or group quarters. Usually, living quarters are in structures intended for

residential use (e.g., a one-family home, apartment house, hotel or motel, boarding house, mobile home or trailer, etc.). Living quarters may also be in structures intended for nonresidential use (e.g., the rooms in a warehouse where a watchman lives), as well as in tents, caves, old railroad cars, etc.

A housing unit is a house, an apartment, a group of rooms, or a single room occupied or intended for occupancy as separate living quarters. Separate living quarters are those in which the occupants do not live and eat with any other persons in the structure and which have either (1) direct access from the outside of the building or through a common hall or (2) complete kitchen facilities for the exclusive use of the occupants. The occupants may be a single family, one person living alone, two or more families living together, or any other group of related or nonrelated persons who share living arrangements (except as described in the next paragraph on group quarters). Both occupied and vacant housing units are included in the housing inventory, except that mobile homes, trailers, tents, etc. are included only if they are occupied.

Group quarters are living arrangements for institutional inmates or for other groups containing five or more persons not related to the person in charge. Group quarters are located most frequently in institutions, boarding houses, military barracks, college dormitories, fraternity and sorority houses, hospitals, monasteries, convents, and ships. A house or apartment is considered group quarters if it is shared by the person in charge and five or more persons unrelated to him, or if there is no person in charge, by six or more unrelated persons. Information on the housing characteristics of group quarters is not collected in the census.

Year-round housing units.—Data on housing characteristics in the 1970 census reports are limited to year-round housing units; i.e., all occupied units plus vacant units intended for year-round use. Vacant units intended for seasonal occupancy and vacant units held for migratory labor are excluded because it is difficult to obtain reliable information for them. In this report, the housing unit counts are also limited to year-round units. Counts of the total housing inventory, however, are given for census tracts in series PHC(1), and for States, cities, and counties in series HC(1)-A and HC(1)-B.

Occupied housing units.—A housing unit is classified as occupied if a person or group of persons is living in it at the time of enumeration or if the occupants are only temporarily absent, for example, on vacation. However, if the persons staying in the unit have their usual place of residence elsewhere, the unit is classified as vacant.

A count of vacant year-round units may be derived by subtracting the sum of owner- and renter-occupied from the total number of year-round units. The count of vacant year-round units thus obtained includes units for sale or rent, units sold or rented but not yet occupied by the new owner or renter, units held for the occasional use of the owner, and units held off the market for other reasons.

Race.—The classification by race shown for occupied housing units refers to the race of the head of the household occupying the unit. Units with Negro heads of household are shown separately as percentages of owner- and renter-occupied housing units. The concept of race as used by the Census Bureau does not denote clear-cut scientific definition of biological stock. Rather, the data repre-

sent essentially self-classification by people according to the race with which they identify themselves.

Tenure.—A housing unit is "owner occupied" if the owner or co-owner lives in the unit, even if it is mortgaged or not fully paid for. A cooperative or condominium unit is "owner occupied" only if the owner or co-owner lives in it. All other occupied units are classified as "renter occupied" including units rented for cash rent and those occupied without payment of cash rent.

Plumbing facilities.—The category "with all plumbing facilities" consists of units which have hot and cold piped water inside the structure as well as a flush toilet and a bathtub or shower inside the structure for exclusive use of the occupants of the unit. "Lacking some or all plumbing facilities" means that the unit does not have all three specified plumbing facilities (hot and cold piped water, as well as flush toilet and bathtub or shower inside the structure), or that the toilet or bathing facilities are also for the use of the occupants of other housing units.

Units in structure.—Statistics on the number of housing units in a structure are presented in terms of the number of units in one-unit structures and in structures of 10 or more units. The data on units in 10-or-more-unit structures, however, are based on responses to the inquiry on number of units at the building address (item A on facsimile of questionnaire), and therefore, may be understated in blocks containing structures with two or more addresses.

Persons per room.—"Persons per room" is computed by dividing the number of persons in the unit by the number of rooms in the unit. The

category "1.01 or more persons per room" indicates an average of more than one person to a room. The figures are shown separately for all occupied units and for occupied units with all plumbing facilities.

Average number of rooms.—Rooms to be counted include whole rooms used for living purposes, such as living rooms, dining rooms, kitchens, bedrooms, finished recreation rooms, family rooms, etc. Not counted as rooms are bathrooms, porches, balconies, foyers, halls, half-rooms, kitchenettes, strip or pullman kitchens, utility rooms, unfinished attics, basements, or other space used for storage.

The average number of rooms (arithmetic mean) was computed by dividing the sum of the rooms for each tenure group by the number of owner- or renter-occupied units, respectively. The questionnaire contained a terminal category of "9 rooms or more." For purposes of the computation, the terminal category was given a mean value of 10. As a result, 10 rooms is the arbitrary maximum average which could be obtained for any block.

Average value.—Value is the respondent's estimate of how much the property (house and lot) would sell for if it were for sale. Value data are limited to owner occupied one-family houses on less than 10 acres, without a commercial establishment or medical office on the property. Cooperatives, condominiums, mobile homes, and trailers are excluded from the value tabulations.

The average value (arithmetic mean) was computed by dividing the sum of the values by the number of owner-occupied units for which value is shown. Value was reported in class intervals, the lowest and highest intervals being "Less than \$5,000" and "\$50,000 or more," respectively.

For purposes of the computation, the midpoints of the intervals were used except that a mean of \$3,500 was assigned for values less than \$5,000 and a mean of \$60,000 was assigned for values of \$50,000 or more. As a result, \$3,500 is the arbitrary minimum and \$60,000 is the arbitrary maximum average which could be obtained for any block. Average value is rounded to the nearest hundred dollars.

Average contract rent.—Contract rent is the monthly rent agreed to, or contracted for, regardless of any furnishings, utilities, or services that may be included. Contract rent data exclude one-family homes on a place of ten acres or more. The average contract rent (arithmetic mean) was computed by dividing the sum of the rental amounts by the number of renter-occupied units for which cash rent was paid; units for which no cash rent was paid were excluded from the computation. Contract rent was reported in class intervals, the lowest and highest intervals being "less than \$30" and "\$300 or more," respectively. For purposes of the computation, the midpoints of the intervals were used except that a mean of \$25 was assigned for rents less than \$30 and a mean of \$350 was assigned for rents of \$300 or more. As a result, \$25 is the arbitrary minimum and \$350 the arbitrary maximum average which could be obtained for any block. Average contract rent is rounded to the nearest dollar.

One-person households.—The data in this column refer to the number of housing units occupied by only one person.

With female head of family.—Housing units are occupied by either "families" or "primary individuals." The term "family" refers to the head of

the household and all (one or more) other persons in the household related to the head by blood, marriage, or adoption. If nobody in the household is related to the head, then the unit is not occupied by a family but by a "primary individual."

A housing unit occupied by a "family" may or may not contain persons unrelated to the head of the family, such as roomers, boarders, servants, etc.

The category "female head of family" comprises all housing units occupied by families with female heads regardless of their marital status. Included are female heads of families with no spouse and female heads of families whose husbands are living away from their families, as for example, husbands in the Armed Forces living on military reservations.

With roomers, boarders, or lodgers.—This column refers to the number of housing units containing one or more roomers, boarders, or lodgers. Not included as "roomers, boarders, or lodgers" are foster children or wards, servants who live in, companions, and partners.

ACCURACY OF THE DATA

Editing.—Human and mechanical errors occur in any mass statistical operation such as a decennial census. Errors during the data collection phase can include failure to obtain required information from respondents, obtaining incorrect or inconsistent information, and recording information in the wrong place or incorrectly. Errors can also occur during the field review of the enumerator's work, the clerical handling of the questionnaires, and the various stages of the electronic processing of the material. Careful efforts are made in every census to keep the

errors in each step at an acceptably low level. Quality control and check measures are utilized throughout the census operation. As was done for the 1950 and 1960 censuses, evaluative material on many aspects of the 1970 census will be published as soon as the appropriate data are accumulated and analyzed. A major concern in the evaluation work is to ascertain, insofar as possible, the degree of completeness of the count of both population and housing units.

The objective of the processing operation is to produce a set of statistics that describes the Nation's housing as accurately and clearly as possible. To meet this objective, certain unacceptable entries were edited.

Whenever information was missing, an allocation procedure was used to assign an entry, thereby eliminating the need for a "not reported" category in the tabulations. The assignment was based on related information reported for the housing unit or on information reported for a similar unit in the immediate neighborhood. For example, if tenure for an occupied unit was omitted but a rental amount was reported, the computer automatically edited tenure to "rented for cash rent." On the other hand, if the unit was reported as rented but the amount of rent was missing, the computer automatically assigned the rent that was reported for the preceding renter-occupied unit.

A similar procedure was used when the information reported for an item was inconsistent with other information reported for the unit. For example, if a housing unit was enumerated as having no piped water but having both a bathtub (or shower) and flush toilet for the exclusive use of the occupants of the unit, the computer edited water supply to "hot and cold water," a category considered to be consistent with the reported bathing and toilet facilities.

Specific tolerances were established for the number of computer allocations that would be permitted. If the number of corrections was beyond tolerance, the questionnaires in which the errors occurred were clerically reviewed. If it was found that the errors resulted from damaged questionnaires, improper microfilming, faulty reading by FOSDIC of undamaged questionnaires, or other types of machine failure, the questionnaires were reprocessed.

Block number check.—Through a detailed edit accomplished largely on the electronic computer, most of the errors in reporting block numbers were corrected. A control tape was created, listing the block numbers shown on the map for each enumeration district and each census tract. In certain large metropolitan areas, the control tape also contained the serial numbers assigned to each housing unit in the block. For each questionnaire, the computer compared the serial number and/or the block number, the enumeration district, and the census tract to the control tape. When an inconsistency was detected or when the block number on the questionnaire was blank, the computer changed the block number or assigned a number that was consistent with the control tape.

Specific tolerances were established for the number of block number changes and reassignments that would be permitted for each enumeration district. If the number was beyond tolerance, a clerical review was performed. In the clerical review, the enumerator's records were examined for comments and explanations, the addresses of the housing units involved were checked with the map, and block numbers were assigned as appropriate. Clerical review was required also when the control tape contained block numbers which were not reported by the enumerator.

FACSIMILE OF QUESTIONNAIRE PAGE SHOWING 100-PERCENT HOUSING QUESTIONS

<p>A. How many living quarters, occupied and vacant, are at this address?</p> <p> <input type="radio"/> One <input type="radio"/> 2 apartments or living quarters <input type="radio"/> 3 apartments or living quarters <input type="radio"/> 4 apartments or living quarters <input type="radio"/> 5 apartments or living quarters <input type="radio"/> 6 apartments or living quarters <input type="radio"/> 7 apartments or living quarters <input type="radio"/> 8 apartments or living quarters <input type="radio"/> 9 apartments or living quarters <input type="radio"/> 10 or more apartments or living quarters <input type="radio"/> This is a mobile home or trailer </p> <p>Answer these questions for your living quarters</p> <p>H1. Is there a telephone on which people in your living quarters can be called?</p> <p> <input type="radio"/> Yes — What is the number? _____ <input type="radio"/> No </p> <p style="text-align: right; margin-right: 50px;"><i>Phone number</i></p> <p>H2. Do you enter your living quarters—</p> <p> <input type="radio"/> Directly from the outside or through a common or public hall? <input type="radio"/> Through someone else's living quarters? </p> <p>H3. Do you have complete kitchen facilities?</p> <p><i>Complete kitchen facilities are a sink with piped water, a range or cook stove, and a refrigerator.</i></p> <p> <input type="radio"/> Yes, for this household only <input type="radio"/> Yes, but also used by another household <input type="radio"/> No complete kitchen facilities for this household </p> <p>H4. How many rooms do you have in your living quarters?</p> <p><i>Do not count bathrooms, porches, balconies, foyers, halls, or half-rooms.</i></p> <p> <input type="radio"/> 1 room <input type="radio"/> 6 rooms <input type="radio"/> 2 rooms <input type="radio"/> 7 rooms <input type="radio"/> 3 rooms <input type="radio"/> 8 rooms <input type="radio"/> 4 rooms <input type="radio"/> 9 rooms or more <input type="radio"/> 5 rooms </p> <p>H5. Is there hot and cold piped water in this building?</p> <p> <input type="radio"/> Yes, hot and cold piped water in this building <input type="radio"/> No, only cold piped water in this building <input type="radio"/> No piped water in this building </p> <p>H6. Do you have a flush toilet?</p> <p> <input type="radio"/> Yes, for this household only <input type="radio"/> Yes, but also used by another household <input type="radio"/> No flush toilet </p> <p>H7. Do you have a bathtub or shower?</p> <p> <input type="radio"/> Yes, for this household only <input type="radio"/> Yes, but also used by another household <input type="radio"/> No bathtub or shower </p> <p>H8. Is there a basement in this building?</p> <p> <input type="radio"/> Yes <input type="radio"/> No, built on a concrete slab <input type="radio"/> No, built in another way (include mobile homes and trailers) </p>	<p>H9. Are your living quarters—</p> <p> <input type="radio"/> Owned or being bought by you or by someone else in this household? <i>Do not include cooperatives and condominiums here.</i> <input type="radio"/> A cooperative or condominium which is owned or being bought by you or by someone else in this household? <input type="radio"/> Rented for cash rent? <input type="radio"/> Occupied without payment of cash rent? </p> <p>H10a. Is this building a one-family house?</p> <p> <input type="radio"/> Yes, a one-family house <input type="radio"/> No, a building for 2 or more families or a mobile home or trailer </p> <p>b. If "Yes"—Is this house on a place of 10 acres or more, or is any part of this property used as a commercial establishment or medical office?</p> <p> <input type="radio"/> Yes, 10 acres or more <input type="radio"/> Yes, commercial establishment or medical office <input type="radio"/> No, none of the above </p> <p>H11. If you live in a one-family house which you own or are buying—</p> <p>What is the value of this property; that is, how much do you think this property (house and lot) would sell for if it were for sale?</p> <p> <input type="radio"/> Less than \$5,000 <input type="radio"/> \$5,000 to \$7,499 <input type="radio"/> \$7,500 to \$9,999 <input type="radio"/> \$10,000 to \$12,499 <input type="radio"/> \$12,500 to \$14,999 <input type="radio"/> \$15,000 to \$17,499 <input type="radio"/> \$17,500 to \$19,999 <input type="radio"/> \$20,000 to \$24,999 <input type="radio"/> \$25,000 to \$34,999 <input type="radio"/> \$35,000 to \$49,999 <input type="radio"/> \$50,000 or more </p> <div style="border: 1px solid black; padding: 5px; width: fit-content; margin-left: 100px;"> <p><i>If this house is on a place of 10 acres or more, or if any part of this property is used as a commercial establishment or medical office, do not answer this question.</i></p> </div> <p>H12. Answer this question if you pay rent for your living quarters.</p> <p>a. If rent is paid by the month—</p> <p>What is the monthly rent?</p> <p>Write amount here → \$ _____ .00 (Nearest dollar)</p> <p>and</p> <p>Fill one circle</p> <p> <input type="radio"/> Less than \$30 <input type="radio"/> \$30 to \$39 <input type="radio"/> \$40 to \$49 <input type="radio"/> \$50 to \$59 <input type="radio"/> \$60 to \$69 <input type="radio"/> \$70 to \$79 <input type="radio"/> \$80 to \$89 <input type="radio"/> \$90 to \$99 <input type="radio"/> \$100 to \$119 <input type="radio"/> \$120 to \$149 <input type="radio"/> \$150 to \$199 <input type="radio"/> \$200 to \$249 <input type="radio"/> \$250 to \$299 <input type="radio"/> \$300 or more </p> <p>b. If rent is not paid by the month—</p> <p>What is the rent, and what period of time does it cover?</p> <p>\$ _____ .00 per _____</p> <p style="text-align: center;">(Nearest dollar) (Week, half-month, year, etc.)</p>	<p style="text-align: center;">FOR CENSUS ENUMERATOR'S USE ONLY</p> <table border="1" style="width:100%; border-collapse: collapse;"> <thead> <tr> <th style="width:50%; text-align: center;">a4. Block number</th> <th style="width:50%; text-align: center;">a5. Serial number</th> </tr> </thead> <tbody> <tr><td style="text-align: center;">0</td><td style="text-align: center;">0</td></tr> <tr><td style="text-align: center;">1</td><td style="text-align: center;">1</td></tr> <tr><td style="text-align: center;">2</td><td style="text-align: center;">2</td></tr> <tr><td style="text-align: center;">3</td><td style="text-align: center;">3</td></tr> <tr><td style="text-align: center;">4</td><td style="text-align: center;">4</td></tr> <tr><td style="text-align: center;">5</td><td style="text-align: center;">5</td></tr> <tr><td style="text-align: center;">6</td><td style="text-align: center;">6</td></tr> <tr><td style="text-align: center;">7</td><td style="text-align: center;">7</td></tr> <tr><td style="text-align: center;">8</td><td style="text-align: center;">8</td></tr> <tr><td style="text-align: center;">9</td><td style="text-align: center;">9</td></tr> </tbody> </table> <p>B. Type of unit or quarters</p> <p>Occupied</p> <p> <input type="radio"/> First form <input type="radio"/> Continuation </p> <p>Vacant</p> <p> <input type="radio"/> Regular <input type="radio"/> Usual residence elsewhere <input type="radio"/> Group quarters <input type="radio"/> First form <input type="radio"/> Continuation </p> <p><i>For a vacant unit, also fill C, D, A, H2 to H8, and H10 to H12</i></p> <p>C. Vacancy status</p> <p>Year round—</p> <p> <input type="radio"/> For rent <input type="radio"/> For sale only <input type="radio"/> Rented or sold, not occupied <input type="radio"/> Held for occasional use <input type="radio"/> Other vacant </p> <p> <input type="radio"/> Seasonal <input type="radio"/> Migratory </p> <p>D. Months vacant</p> <p> <input type="radio"/> Less than 1 month <input type="radio"/> 1 up to 2 months <input type="radio"/> 2 up to 6 months <input type="radio"/> 6 up to 12 months <input type="radio"/> 1 year up to 2 years <input type="radio"/> 2 years or more </p> <p>C/O <input type="radio"/> <input type="radio"/></p>	a4. Block number	a5. Serial number	0	0	1	1	2	2	3	3	4	4	5	5	6	6	7	7	8	8	9	9
a4. Block number	a5. Serial number																							
0	0																							
1	1																							
2	2																							
3	3																							
4	4																							
5	5																							
6	6																							
7	7																							
8	8																							
9	9																							

INTRODUCTION—Continued

FACSIMILE OF RESPONDENT
INSTRUCTIONS FOR THE 100-PERCENT
HOUSING QUESTIONS

- A. Mark only one circle. **This address** means the house or building number where your living quarters are located.
- H1. Mark **Yes** and enter telephone number, even if the telephone is in another apartment or building.
- H2. Mark the second circle only if you **must** go through someone else's living quarters to get to your own.
- H3. The kitchen sink, stove, and refrigerator do **not** have to be in the same room.
- Also used by another household** means that someone else who lives in the same building, but is not a member of your household, also uses the equipment. Mark this circle also if the occupants of living quarters now vacant would also use the equipment.
- H4. Count only whole rooms used for living purposes, such as living rooms, dining rooms, kitchens, bedrooms, finished recreation rooms, family rooms, etc. Do **not** count kitchenettes, strip or pullman kitchens; utility rooms; or unfinished attics, basements, or other space used for storage.
- H5. Mark **hot water** even if you have it only part of the time.
- H6, H7. See instructions for H3 for meaning of **Also used by another household**.
- H8. A house has a **basement** if there is enclosed space in which persons can walk upright under all or part of the building. A house on a **concrete slab** has no basement and no air or crawl space below it. A house built in **another way** is one directly on the ground or resting on a foundation or posts to provide crawl space.
- H9. **Owned or being bought** means that the living quarters are owned outright or are mortgaged. Also mark **Owned or being bought** if the living quarters are owned but the land is rented.
- Mark **Rented for cash rent** if any money rent is paid. Rent may be paid by persons who are not members of your household.
- Occupied without payment of cash rent** includes, for example, a parsonage, a house or apartment provided free of rent by the owner, or a house or apartment occupied by a janitor or caretaker in exchange for services.
- H10. A **commercial establishment** is easily recognized from the outside; for example, a grocery store or barber shop. A **medical office** is a doctor's or dentist's office regularly visited by patients. If your house is on a place of 10 acres or more **and** also contains a commercial establishment or medical office, mark **Yes, 10 acres or more**.
- H11. Include the value of the house, the land it is on, and any other structures on the same property. If the house is owned but the land is rented, estimate the combined value of the house **and** the land.
- H12. Report the rent agreed to or contracted for, even if the furnishings, utilities, or services are included.
- a. If you pay rent by the month, write in the amount of rent and fill one circle.
- b. If rent is **not** paid by the month, answer both parts of b. For example, **\$20 per week, \$1,500 per year**, etc.
- H13. If exact costs are not known, estimate as closely as possible. Report amounts even if bills are unpaid or are paid by someone else. If the bills include utilities or fuel used also by another apartment or a business establishment, estimate the amounts for your own living quarters. If gas and electricity are billed together, enter the combined amount on the electricity line and bracket ({) the two utilities.

CORRECTION NOTE

(The revisions described below are not reflected in the tables of this report.)

Corrected population and housing unit counts for certain areas of Mississippi are shown in Housing Census Report HC(1)-A26.

In Hinds County tract 15, a portion of the data in block 208 refer to population and housing units in tract 16, block 101. The corrected population and year-round housing unit counts for these two blocks are: tract 15, block 208--88 and 40 and tract 16, block 101--13 and 6.

In Hinds County tract 103, the corrected counts for block 901 are 375 population and 106 year-round housing units.

Table 1. Characteristics of Housing Units and Population, for Places of 2,500 Inhabitants or More: 1970

Mississippi

[Data exclude vacant seasonal and vacant migratory housing units. For minimum base for derived figures (percent, average, etc.) and meaning of symbols, see text.]

Places	Percent of total population		Year-round housing units				Occupied housing units																	
	Total population	In group quarters	Units in—		Owner		Renter		1.01 or more persons per room		With room-ers, board-ers, or lodgers													
			Un-der 18 years	62 years and over	Lacking some or all plumbing facilities	Structures of 10 or more units	Lacking some or all plumbing facilities	Average number of rooms	Average contract rent (dollars)	Average number of rooms		Total	With plumbing facilities	One-person households	With female head of family									
Clinton	7246	9	13	33	6	2002	97	1572	124	1382	47	6.0	18900	8	523	4.4	3.8	95	11	128	94	179	119	22
Jackson	153968	40	3	36	10	50489	712	37560	3404	28483	178	5.8	16700	22	19079	434	3.8	76	47	5828	5696	8382	6179	1686
Pearl (U)	9623	—	—	41	4	2820	7	2562	69	2332	5	5.3	13700	—	369	2	4.3	85	1	256	256	146	140	18

Table 2. Characteristics of Housing Units and Population, by Blocks: 1970

Hinds County, Mis.

[Data exclude vacant seasonal and vacant migratory housing units. For minimum base for derived figures (percent, average, etc.) and meaning of symbols, see text]

Blocks Within Census Tracts	Percent of total population				Year-round housing units				Occupied housing units																
	Total population	Negro	In group quarters	Under 18 years and over	Total	Locking some or all plumbing facilities	Units in--		Owner				Renter				1.01 or more persons per room		With roomers, boarders, or lodgers						
							One-unit structures	Structures of 10 or more units	Total	Locking some or all plumbing facilities	Average number of rooms	Average value (dollars)	Percent Negro	Total	Locking some or all plumbing facilities	Average number of rooms	Average contract rent (dollars)	Percent Negro		Total	With all plumbing facilities				
																						One-person households	With female head of family		
1	6829	-	-	41	4	2020	4	1857	147	1719	3	6.5	26400	-	186	-	5.0	180	-	36	36	83	74	7	
101	43	-	-	42	-	11	-	11	-	10	-	6.5	27000	10	1	-	-	-	-	1	1	-	-	-	
102	66	5	-	33	8	22	-	22	-	20	-	5.5	17400	5	1	-	-	-	-	1	1	-	-	-	
103	84	-	-	41	5	23	1	23	-	19	1	5.9	17400	-	4	-	-	-	-	1	1	-	1	1	
104	266	-	-	45	1	73	1	73	-	67	-	6.2	24900	-	3	-	-	-	-	2	2	1	-	-	
105	182	-	-	51	2	48	-	48	-	47	-	6.1	22000	-	-	-	-	-	-	3	3	2	4	-	
106	241	-	-	46	2	61	-	61	-	55	-	6.1	21200	-	5	-	5.4	147	-	3	3	1	2	1	
107#	281	-	-	43	3	75	-	74	-	70	-	6.4	22500	-	5	-	5.2	143	-	3	3	1	2	1	
108	127	-	-	50	5	34	-	34	-	29	-	5.7	20000	-	3	-	-	-	-	2	2	-	2	3	
109	42	-	-	43	5	12	-	12	-	8	-	5.8	20200	-	3	-	-	-	-	1	1	-	-	-	
110	96	-	-	39	2	25	-	25	-	22	-	5.8	21900	-	3	-	-	-	-	1	1	1	-	-	
111	93	-	-	45	2	26	-	26	-	23	-	5.7	21600	-	3	-	-	-	-	1	1	1	2	-	
112	102	-	-	46	3	24	-	24	-	22	-	6.0	20900	-	2	-	-	-	-	1	1	1	2	-	
114	104	-	-	45	1	29	-	29	-	26	-	6.1	19100	-	3	-	-	-	-	1	1	2	2	-	
115	126	-	-	48	2	34	-	34	-	28	-	5.4	15600	-	5	-	5.8	159	-	3	3	2	2	1	
116	224	-	-	44	4	62	-	62	-	56	-	6.3	24000	-	4	-	-	-	-	3	3	2	2	1	
117	38	-	-	45	11	11	1	11	-	10	1	7.4	34300	-	1	-	-	-	-	1	1	1	5	-	
118	60	-	-	38	2	18	-	18	-	18	-	8.1	36300	-	1	-	-	-	-	1	1	-	-	-	
201	416	-	-	42	2	122	-	122	-	108	-	7.8	39500	-	2	-	-	-	-	-	-	3	-	-	-
202	40	-	-	48	3	10	-	10	-	10	-	8.3	40000	-	-	-	-	-	-	-	-	-	1	-	-
203	119	-	-	47	-	31	-	31	-	29	-	6.8	28700	-	2	-	-	-	-	-	-	-	2	-	-
204	215	-	-	41	1	59	-	59	-	58	-	6.2	25200	-	1	-	-	-	-	3	3	1	3	-	
205	107	-	-	36	4	32	-	32	-	32	-	7.1	33400	-	-	-	-	-	-	-	-	-	3	-	
206	53	-	-	30	-	16	-	16	-	16	-	7.4	41400	-	-	-	-	-	-	1	1	1	-	-	
207	59	-	-	48	-	14	-	14	-	14	-	8.1	38900	-	-	-	-	-	-	-	-	-	-	-	
208	69	-	-	48	3	17	-	17	-	16	-	8.3	40500	-	1	-	-	-	-	-	-	-	-	-	
209	66	-	-	50	2	16	-	16	-	16	-	7.8	39700	-	-	-	-	-	-	-	-	-	-	-	
210	107	-	-	44	3	31	-	31	-	29	-	7.4	39400	-	1	-	-	-	-	-	-	1	1	-	
211	29	-	-	45	-	10	-	10	-	9	-	7.4	36900	-	-	-	-	-	-	-	-	1	1	-	
212	199	-	-	42	2	57	-	57	-	55	-	6.8	28500	-	2	-	-	-	-	-	-	2	3	-	
213	91	-	-	40	1	24	-	24	-	23	-	6.0	22700	-	1	-	-	-	-	1	1	-	-	-	
214	125	-	-	32	4	37	-	37	-	35	-	5.9	22800	-	2	-	-	-	-	-	-	-	-	-	
215	105	-	-	39	7	32	-	32	-	32	-	6.1	22200	-	1	-	-	-	-	-	-	4	1	-	
216	29	-	-	24	3	10	-	10	-	9	-	5.8	23800	-	2	-	-	-	-	-	-	-	1	-	
217	50	-	-	42	4	14	-	14	-	14	-	5.9	22100	-	1	-	-	-	-	-	-	-	-	-	
218	60	-	-	38	3	21	-	13	-	13	-	5.6	22200	-	7	-	4.7	202	-	-	-	1	2	-	
219	174	-	-	10	25	153	-	3	146	1	-	-	-	85	-	4.7	200	-	-	-	-	23	9	-	
301	109	-	-	39	8	33	-	32	-	30	-	5.9	24000	-	3	-	4.0	-	-	-	-	2	-	-	
302	102	-	-	34	4	32	-	32	-	32	-	5.9	23100	-	1	-	-	-	-	-	-	2	1	-	
303	72	-	-	39	1	22	-	22	-	21	-	5.8	20700	-	1	-	-	-	-	-	-	2	1	-	
304	166	-	-	42	2	45	-	45	-	40	-	6.2	23300	-	4	-	-	-	-	-	-	-	3	-	
305	15	-	-	47	-	4	-	-	-	-	-	-	-	-	-	-	-	-	-	-	-	-	-	-	
306	163	-	-	39	6	48	-	48	-	48	-	6.5	27600	-	-	-	-	-	-	2	2	2	1	-	
307	104	-	-	39	9	32	-	32	-	31	-	6.2	24200	-	1	-	-	-	-	2	2	2	4	1	
308	110	-	-	40	6	33	-	33	-	32	-	6.0	22400	-	-	-	-	-	-	-	-	2	1	1	
311	63	-	-	51	2	13	-	13	-	12	-	7.1	31500	-	1	-	-	-	-	-	-	1	2	-	
312	125	-	-	46	2	30	-	30	-	30	-	6.6	28400	-	-	-	-	-	-	-	-	1	-	-	
313	152	-	-	40	4	42	-	42	-	42	-	6.4	26300	-	-	-	-	-	-	-	-	1	1	-	
314	176	-	-	41	1	46	-	46	-	45	-	6.7	28500	-	1	-	-	-	-	-	-	1	-	-	
315	123	3	-	46	2	35	-	35	-	34	-	7.6	32300	12	-	-	-	-	-	-	-	6	1	-	
401	61	-	-	43	5	17	1	17	-	17	1	6.1	22600	-	-	-	-	-	-	-	-	1	-	-	
402	50	-	-	40	4	13	-	13	-	12	-	6.1	19700	-	1	-	-	-	-	-	-	-	-	-	
403	46	-	-	44	2	14	-	14	-	13	-	6.5	25900	-	-	-	-	-	-	-	-	-	1	-	
404#	323	-	-	45	1	90	-	90	-	77	-	7.0	28500	-	6	-	6.8	164	-	4	4	3	3	1	
405	39	-	-	44	3	10	-	10	-	10	-	8.5	44800	-	-	-	-	-	-	-	-	-	3	-	
406	105	-	-	37	2	30	-	30	-	24	-	5.9	20700	-	5	-	6.0	-	-	1	1	-	-	1	
407	68	-	-	32	6	23	-	23	-	23	-	6.3	18500	-	-	-	-	-	-	1	1	2	-	-	
408	41	-	-	27	12	17	-	16	-	15	-	5.9	17800	-	2	-	-	-	-	-	-	4	2	-	
409	45	-	-	40	-	13	-	12	-	11	-	6.8	24500	-	1	-	-	-	-	-	-	1	-	-	
410	89	-	-	44	7	23	-	22	-	19	-	6.0	23200	-	4	-	-	-	-	1	1	-	1	-	
411	31	-	-	45	16	9	-	9	-	7	-	7.1	21300	-	1	-	-	-	-	-	-	-	2	-	
412	17	-	-	29	12	5	-	5	-	3	-	-	-	-	2	-	-	-	-	-	-	-	-	-	
413	29	-	-	41	-	11	-	11	-	7	-	7.7	31800	-	-	-	-	-	-	-	-	-	-	-	
414	117	-	-	44	5	36	-	36	-	32	-	6.8	26000	-	1	-	-	-	-	-	-	2	2	1	
2																									

Table 2. Characteristics of Housing Units and Population, by Blocks: 1970—Con.

Hinds County, Miss.

[Data exclude vacant seasonal and vacant migratory housing units. For minimum base for derived figures (percent, average, etc.) and meaning of symbols, see text]

Blocks Within Census Tracts	Percent of total population				Year-round housing units				Occupied housing units																
	Total population	Negro	In group quarters	Under 18 years and over	Total	Units in—		Owner				Renter				1.01 or more persons per room		With roomers, boarders, or lodgers							
						Lacking some or all plumbing facilities	Structures of 10 or more units	Total	Lacking some or all plumbing facilities	Average number of rooms	Average value (dollars)	Percent Negro	Total	Lacking some or all plumbing facilities	Average number of rooms	Average contract rent (dollars)	Percent Negro	Total	With all plumbing facilities	One-person households	With female head of family				
208	106	-	-	39	3	32	-	32	-	29	-	6.3	20900	-	2	-	-	-	1	1	2	-
209	51	-	-	24	16	18	-	18	-	15	-	6.5	25700	-	2	-	-	-	1	1	2	-
210#	106	-	-	27	9	38	-	36	-	33	-	5.6	18100	-	5	-	4.6	175	-	1	1	5	1	-	-
211	29	-	-	24	3	12	-	12	-	11	-	5.7	19900	-	-	-	-	-	-	-	-	-	-	-	-
212	44	-	-	32	7	14	-	14	-	13	-	5.5	19000	-	1	-	-	-	-	-	-	-
213	52	-	-	39	2	16	1	16	-	14	1	6.1	21100	-	1	-	-	-	1	1	2	-
214	36	-	-	33	8	12	-	12	-	8	-	6.1	23000	-	3	-	-	-	-	1	1	-
215	188	-	-	38	9	57	-	57	-	54	-	6.9	28400	-	2	-	-	-	-	3	2	-
216	80	-	-	43	1	19	-	19	-	19	-	6.6	29000	-	-	-	-	-	-	-	-	1	1	-	-
217	65	-	-	49	-	17	-	17	-	15	-	7.5	29300	-	1	-	-	-	-	-	1	-
218	71	-	-	30	21	21	-	21	-	21	-	7.1	39200	-	-	-	-	-	-	-	-	1	1	-	-
219	30	-	-	33	10	10	-	10	-	10	-	8.2	56500	-	-	-	-	-	-	-	-	-	-	-	-
220	85	-	-	45	2	23	-	23	-	22	-	7.5	34800	-	-	-	-	-	-	-	-	1	-	-	-
221	30	-	-	30	3	8	-	8	-	8	-	7.4	33600	-	-	-	-	-	-	-	-	1	1	-	-
222	48	-	-	40	2	12	-	12	-	12	-	7.3	30600	-	-	-	-	-	-	-	-	-	2	1	-
223	115	-	-	44	3	28	-	28	-	25	-	7.2	28400	-	3	-	-	-	1	1	-	-
224	116	-	-	48	3	30	-	30	-	28	-	7.7	35600	-	-	-	-	-	-	-	-	-	-	-	-
225	56	-	-	46	-	14	-	14	-	13	-	7.1	32700	-	1	-	-	-	-	-	1	-
301	40	-	-	50	-	10	-	10	-	10	-	6.1	27200	-	-	-	-	-	-	-	-	1	1	-	-
302	102	-	-	44	3	29	-	29	-	27	-	5.8	21000	-	-	-	-	-	-	-	-	2	2	-	-
303	88	-	-	41	7	26	-	25	1	20	-	5.6	17400	-	6	-	5.8	185	-	-	-	-	1	2	-
304	89	-	-	36	3	29	-	29	-	25	-	6.5	28200	-	1	-	-	-	-	4	-	-
305	46	-	-	37	15	16	-	16	-	14	-	6.9	33000	-	1	-	-	-	-	2	1	-
306	41	-	-	37	10	11	-	11	-	9	-	7.0	27400	-	2	-	-	-	-	-	1	-
307	26	-	-	39	15	9	-	9	-	8	-	6.8	33100	-	-	-	-	-	-	-	-	-	-	-	-
308	33	-	-	12	55	12	-	12	-	11	-	7.6	38900	-	-	-	-	-	-	-	-	-	-	1	-
309	33	-	-	30	21	11	-	11	-	10	-	6.1	28300	-	-	-	-	-	-	-	-	1	1	-	-
310	36	-	-	47	-	10	-	10	-	9	-	6.0	27200	-	-	-	-	-	-	-	-	1	1	-	-
311	71	-	-	38	9	21	-	21	-	19	-	6.5	25600	-	2	-	-	-	-	1	-	-
312	90	-	-	34	6	26	-	26	-	26	-	5.7	18900	-	-	-	-	-	-	-	-	2	2	-	3
313	166	-	-	22	6	90	-	9	61	-	-	-	-	-	83	-	3.6	170	-	-	-	1	1	28	14
314#	48	-	-	38	6	16	-	13	-	7	-	6.3	22500	-	6	-	5.0	162	-	-	-	1	1	2	1
315	22	-	-	50	-	5	-	5	-	5	-	9.0	49500	-	-	-	-	-	-	-	-	-	-	-	-
316	33	-	-	30	18	10	-	10	-	10	-	8.0	53000	-	-	-	-	-	-	-	-	-	-	-	-
317	8	-	-	50	-	2	-	2	-	-	-	-	-	-	-	-	-	-	-	-	-	-	-	-	-
318	41	-	-	51	5	9	-	9	-	9	-	8.1	46900	-	-	-	-	-	-	-	-	1	1	-	1
319	61	-	-	43	8	15	-	15	-	15	-	8.1	45200	-	-	-	-	-	-	-	-	-	-	-	-
320	25	-	-	40	-	6	-	6	-	6	-	8.8	45400	-	-	-	-	-	-	-	-	-	-	-	-
321	51	-	-	37	-	14	-	14	-	14	-	7.9	44800	-	-	-	-	-	-	-	-	-	-	-	-
901	213	1	-	53	1	56	-	56	-	49	-	7.6	31900	-	1	-	-	-	-	2	2	-
902	720	-	-	46	3	180	-	180	-	171	-	7.3	35300	-	7	-	6.4	174	-	-	-	4	4	3	8
3	3451	-	-	36	4	1257	1	884	239	821	1	5.4	14300	-	314	-	4.3	147	1	-	55	55	195	63	11
101	71	-	-	49	1	20	-	20	-	16	-	5.4	15100	-	4	-	-	-	2	2	2	1
102	43	-	-	37	-	13	-	12	-	11	-	5.4	13000	-	2	-	-	-	1	1	1	-
104	86	-	-	41	6	24	-	24	-	21	-	5.7	13300	-	3	-	-	-	3	3	2	1
105	67	-	-	36	2	21	-	21	-	19	-	5.4	13600	-	2	-	-	-	1	1	2	3
106	204	-	-	46	2	49	-	46	-	46	-	5.5	14400	-	3	-	-	-	8	8	-	-
107	90	-	-	44	-	24	-	24	-	20	-	5.4	12900	-	3	-	-	-	2	2	1	1
108	74	-	-	32	1	27	-	27	-	23	-	5.1	13200	-	1	-	-	-	1	1	2	1
109	50	-	-	36	-	15	-	15	-	15	-	5.2	14400	-	-	-	-	-	-	-	-	1	1	1	-
110	112	-	-	40	5	32	-	32	-	25	-	5.6	14300	-	7	-	5.7	120	-	-	-	-	1	3	-
111	118	-	-	48	2	32	-	32	-	28	-	5.0	14400	-	3	-	-	-	5	5	3	-
112	147	-	-	40	1	43	-	43	-	40	-	5.4	15800	-	3	-	-	-	-	2	1	-
113	104	-	-	41	2	30	-	30	-	30	-	5.9	18400	-	-	-	-	-	-	-	-	2	2	4	-
114	106	-	-	44	3	30	-	30	-	29	-	5.6	16300	-	1	-	-	-	-	2	1	-
115	92	-	-	50	2	21	-	21	-	21	-	5.1	15800	-	-	-	-	-	-	-	-	5	5	-	-
116	99	-	-	46	2	25	-	25	-	23	-	5.5	16100	-	2	-	-	-	2	2	1	2
117	114	-	-	43	6	30	-	30	-	28	-	5.5	17700	-	2	-	-	-	2	2	1	2
118	49	-	-	45	2	14	-	14	-	12	-	5.7	19600	-	2	-	-	-	-	1	1	-
120	19	-	-	47	-	41	-	3	23	1	-	-	-	-	3	-	-	-	-	-	-	-
121	285	-	-	4	4	242	-	9	215	1	-	-	-	-	179	-	3.6	170	-	-	-	-	92	3	4
201	55	-	-	26	9	24	-	24	-	17	-	5.8	14500	-	6	-	5.7	87	-	-	-	-	4	4	-
202	46	-	-	17	13	20	-	20	-	13	-	4.9	10200	-	5	-	4.6	-	-	-	-	-	3	-	-
203#	55	-	-	27	11	21	-	21	-	14	-	5.4	12500	-	7	-	5.3	101	-	-	-	-	4	2	1
204	43	-	-	23	14	18	-	18	-	15	-	6.1	12500	-	3	-	-	-	-	5	1	-
205	39	-	-	28	13	16	-	16	-	13	-	5.8	12900	-	2	-	-	-	-	4	2	-
206	90	-	-	31	9	29	-	29	-	19	-	5.9	11700	-	9	-	5.3	97	-	-	-	2	2	1	1
207	91	-	-	45	2	24	-	24	-	12	-	6.0	11600	-	12	-	6.0	105	-	-	-	3	3	2	-
208	34	24	-	35	6	10	-	9	-	6	-	6.0	14800	-	4	-	-	-	1	1	1	-
209	59	-	-	36	9	24	-	24	-	19	-	5.8	13600	-	2	-	-	-	-	1	1	-
210	114	-	-	30	14	46	-	41	-	34	-	5.6	13200	-	9	-	4.9	84	-	-	-	1	1	12	2
211	44	-	-	32	5	15	-	15	-	14	-	6.1	15100	-	4	-	-	-	-	1	-	-
212	57	-	-	42	4	17	-	17	-	14	-	6.2	14400	-	2	-	-	-	-	-	2	-
213	156	-	-	42	5	43	-	43	-	36	-</														

Table 2. Characteristics of Housing Units and Population, by Blocks: 1970—Con.

Hinds County, Miss.

(Data exclude vacant seasonal and vacant migratory housing units. For minimum base for derived figures (percent, average, etc.) and meaning of symbols, see text)

Blocks Within Census Tracts	Percent of total population				Year-round housing units				Occupied housing units															
	Total population	Negro	In group quarters	Under 18 years and over	Total	Lacking some or all plumbing facilities	Units in—		Owner			Renter			1.01 or more persons per room		With all plumbing facilities	One-person households	With female head of family	With roomers, boarders, or lodgers				
							One-unit structures	Structures of 10 or more units	Lacking some or all plumbing facilities	Average number of rooms	Average value (dollars)	Percent Negro	Lacking some or all plumbing facilities	Average number of rooms	Average contract rent (dollars)	Percent Negro					Total	With all plumbing facilities		
																							Total	Percent Negro
111	113	-	-	37	13	38	-	38	-	30	-	6.1	18000	-	8	-	5.5	108	-	1	1	7	1	-
112	29	-	-	41	3	9	-	9	-	8	-	7.4	30300	-	1	-	-	-	-	-	-	3	1	-
113	73	-	-	25	18	26	-	26	-	24	-	6.7	25300	-	1	-	-	-	-	-	-	2	-	-
114	56	-	-	34	11	19	-	16	-	16	-	6.9	27400	-	3	-	-	-	-	-	-	4	1	-
115	109	-	-	33	8	35	-	29	-	29	-	7.0	35000	-	6	-	4.8	138	-	-	-	3	-	1
116	123	-	-	33	21	41	-	41	-	39	-	7.4	36100	-	2	-	-	-	-	-	-	3	3	-
117	38	-	-	18	18	15	-	15	-	15	-	6.5	40300	-	-	-	-	-	-	-	-	-	-	-
118	13	-	-	39	8	4	-	-	-	-	-	-	-	-	-	-	-	-	-	-	-	-	-	-
201	146	-	-	32	16	47	-	44	-	35	-	6.9	-	-	12	-	5.7	141	-	1	1	5	3	-
202	27	-	-	37	-	8	-	8	-	6	-	8.0	38300	-	2	-	-	-	-	-	-	-	-	1
203	34	24	-	24	15	10	1	9	-	9	1	6.0	19700	-	1	-	-	-	-	-	-	-	-	-
204	7	43	-	14	71	4	-	-	-	-	-	-	-	-	1	-	-	-	-	-	-	-	-	-
205	99	8	-	21	14	36	-	36	-	35	-	6.0	-	-	1	-	-	-	-	-	-	-	-	-
206	28	-	-	21	46	12	-	12	-	12	-	6.8	24800	3	1	-	-	-	-	-	1	1	4	3
207	103	-	-	40	7	29	-	29	-	26	-	6.8	20600	-	-	-	-	-	-	-	-	2	2	-
208	74	-	-	19	16	36	-	31	-	26	-	7.3	22400	-	3	-	-	-	-	-	-	2	1	-
209	18	-	-	11	22	9	1	5	-	3	-	6.5	20000	-	6	-	5.0	121	-	-	-	2	5	-
210	55	-	-	31	9	19	-	19	-	17	-	5.8	19000	-	5	-	4.6	93	-	-	-	1	1	1
211	57	-	-	26	19	21	-	21	-	20	-	6.1	19600	-	1	-	-	-	-	-	-	1	-	-
212	45	-	-	27	11	15	-	15	-	12	-	5.8	16700	-	3	-	-	-	-	-	-	3	1	1
213	56	-	-	34	9	18	-	18	-	16	-	6.8	18500	-	1	-	-	-	-	-	-	1	-	-
214	57	-	-	30	4	19	-	19	-	17	-	6.6	18000	-	-	-	-	-	-	-	-	-	2	-
215	50	-	-	32	12	18	-	18	-	16	-	6.3	17200	-	2	-	-	-	-	-	-	5	-	-
216	85	-	-	39	7	28	-	28	-	26	-	6.2	16700	-	1	-	-	-	-	-	-	-	2	-
217	91	-	-	32	7	29	-	29	-	25	-	6.4	17900	-	4	-	-	-	-	-	-	3	2	-
218	90	-	-	40	9	29	-	29	-	23	-	6.7	20800	-	4	-	-	-	-	-	1	1	3	-
219	50	-	-	24	18	18	-	18	-	18	-	6.1	19000	-	1	-	-	-	-	-	1	1	1	1
220#	90	-	-	29	3	34	-	34	-	28	-	6.2	16800	-	5	-	5.8	151	-	-	-	7	2	1
301	117	-	-	23	19	40	-	40	-	37	-	6.0	15200	-	3	-	4.7	73	-	-	-	2	4	2
302#	89	-	-	32	16	33	-	33	-	27	-	5.7	14600	-	6	-	-	-	-	-	-	7	2	-
303	32	-	-	13	25	15	-	15	-	14	-	5.9	18400	-	1	-	-	-	-	-	-	3	1	1
304	14	-	-	21	7	5	-	5	-	2	-	-	-	-	3	-	-	-	-	-	-	-	-	-
305	32	-	-	28	19	16	2	14	-	10	-	5.7	11300	-	3	-	-	-	-	-	-	4	2	-
306	49	-	-	29	29	20	-	20	-	19	-	5.8	14100	-	3	-	-	-	-	-	-	3	2	-
307	56	-	-	32	13	20	-	20	-	17	-	6.2	13300	-	1	-	-	-	-	-	1	1	4	3
308#	46	-	-	37	11	16	-	16	-	9	-	5.6	11500	-	3	-	5.0	109	-	-	-	5	2	-
309	37	-	-	22	11	16	-	16	-	15	-	4.7	9800	-	5	-	-	-	-	-	3	3	5	3
310	39	-	-	15	26	20	-	20	-	13	-	5.8	11100	-	1	-	-	-	-	-	2	2	6	-
311	43	-	-	21	19	19	-	19	-	12	-	5.3	12100	-	5	-	5.8	97	-	-	-	5	3	-
312	34	-	-	6	21	21	-	19	-	16	-	5.8	12500	-	5	-	5.2	112	-	-	-	2	1	-
313	78	-	-	27	22	30	1	30	-	29	1	5.6	12600	-	-	-	-	-	-	-	-	4	3	-
314	63	-	-	25	14	28	1	28	-	22	1	6.0	13000	-	4	-	-	-	-	-	-	7	4	-
315	69	-	-	20	30	30	-	29	-	28	-	5.8	13300	-	2	-	-	-	-	-	-	10	1	-
316	65	-	-	22	12	28	1	26	-	22	1	6.3	15700	-	4	-	-	-	-	-	-	6	2	2
317	57	-	-	26	26	22	1	22	-	21	1	6.1	16400	-	1	-	-	-	-	-	-	5	2	2
5	6188	7	-	35	7	2020	9	1935	3	1647	7	5.6	15100	5	310	2	4.9	118	7	96	94	197	156	18
101	427	2	-	35	6	129	1	129	-	114	-	5.9	18100	-	14	1	5.1	85	7	9	2	8	9	-
102	34	-	-	27	27	14	1	14	-	13	-	6.5	18800	-	-	-	-	-	-	-	-	2	1	-
103	132	-	-	45	6	36	1	36	-	35	1	6.4	22800	-	1	-	-	-	-	-	2	2	1	-
104	50	-	-	34	10	16	1	16	-	16	1	5.9	18600	-	-	-	-	-	-	-	-	2	1	-
105	67	-	-	31	6	22	-	22	-	22	-	6.6	17200	-	1	-	-	-	-	-	-	2	1	-
106	35	-	-	40	-	11	-	11	-	10	-	5.4	13700	-	2	-	-	-	-	-	-	1	4	-
107	90	2	-	29	7	30	-	30	-	27	-	5.4	13900	4	2	-	-	-	-	-	-	2	1	-
108	54	-	-	39	11	16	-	16	-	16	-	5.8	16500	-	2	-	-	-	-	-	-	2	2	-
109	88	-	-	35	7	28	-	28	-	26	-	5.8	16500	-	2	-	-	-	-	-	-	1	1	-
110	69	-	-	36	10	23	-	23	-	19	-	6.0	16300	-	3	-	-	-	-	-	-	2	1	-
111	64	-	-	36	6	19	-	19	-	18	-	6.1	14400	-	-	-	-	-	-	-	-	1	-	-
112	50	-	-	46	4	15	-	12	-	11	-	4.8	13400	-	4	-	-	-	-	-	2	2	3	-
113	50	-	-	28	10	18	-	18	-	14	-	5.6	17100	-	4	-	-	-	-	-	-	2	-	-
114	170	-	-	31	9	60	-	56	-	49	-	5.8	14100	-	6	-	5.3	105	-	-	-	3	4	6
115	59	-	-	27	20	23	-	23	-	18	-	5.4	13100	-	4	-	-	-	-	-	-	1	4	2
116	54	-	-	24	13	20	-	20	-	17	-	5.4	13600	-	3	-	-	-	-	-	-	2	1	-
117	51	-	-	39	10	17	-	17	-	14	-	5.4	13900	-	3	-	-	-	-	-	-	1	1	-
201	98	-	-	22	14	41	-	37	-	33	-	5.0	15600	-	8	-	4.5	89	-	-	-	1	1	4
202	54	-	-	32	7	20	-	20	-	14	-	4.9	11100	-	6	-	4.8	98	-	-	-	3	3	13
203	32	3	-	19	19	18	1	18	-	10	-	5.3	10800	-	7	1	-	80	14	-	-	8	-	-
204	62	-	-	21	11	21	-	21	-	19	-	5.7	12600	-	2	-	-	-	-	-	-	-	3	-
205	65	-	-	32	14	24	-	24	-	22	-	5.7	11800	-	2	-	-	-	-	-	-	2	6	1
206	106	-	-	25	16	44	-	43	-	29	-	5.6	13500	-	13	-	4.8	100	-	-	-	2	3	1
207	32	-	-	25	19	12	-	12	-	9	-	6.2	20100	-	3	-	-	-	-	-	-	12	3	1
208	52	-	-	31	15	19	-	19	-	15	-	5.7	12400	-	3	-	-	-	-	-	-	2	-	1
209	49	-	-	29	6	19	-	19	-	16	-	5.4	10800	-	3	-	-	-	-	-	-	2	1	-
210	99	-	-	34	4	32	-	32	-	22	-	5.6	11000	-	8	-	5.1	100	-	-	-	1	1	-
211	47	11	-	51	11	13	-	13	-	11	-	5.1	9000	9	1	-	-	-	-	-	-	1	1	-
212	67	-	-	30	6	21	-	21	-	16	-													

Table 2. Characteristics of Housing Units and Population, by Blocks: 1970—Con.

Hinds County, Miss.

[Data exclude vacant seasonal and vacant migratory housing units. For minimum base for derived figures (percent, average, etc.) and meaning of symbols, see text]

Blocks Within Census Tracts	Percent of total population				Year-round housing units				Occupied housing units																		
	Total population	Negro	In group quarters	Under 18 years	62 years and over	Total	Units in—		Owner				Renter				1.01 or more persons per room		With roomers, boarders, or lodgers								
							Lacking some or all plumbing facilities	Structures of 10 or more units	Total	Lacking some or all plumbing facilities	Average number of rooms	Average value (dollars)	Percent Negro	Total	Lacking some or all plumbing facilities	Average number of rooms	Average contract rent (dollars)	Percent Negro	Total	With all plumbing facilities	One-person households	With female head of family					
308	88	—	—	38	1	27	—	27	—	23	—	5.7	17000	—	4	—	—	—	—	—	1	1	4	1	—	—	
309	49	—	—	31	6	15	—	15	—	14	—	6.6	21100	—	1	—	—	—	—	—	—	—	1	—	—	—	
310	41	—	—	37	15	14	—	14	—	13	—	5.3	17600	—	1	—	—	—	—	—	—	—	2	2	—	—	
311	42	—	—	26	17	15	—	15	—	14	—	5.7	17600	—	1	—	—	—	—	—	—	—	—	—	—	—	
312	65	—	—	32	9	21	—	21	—	21	—	6.8	22300	—	—	—	—	—	—	—	—	—	—	—	—	—	
313	30	—	—	30	3	12	—	12	—	10	—	5.8	14000	—	2	—	—	—	—	—	—	—	2	5	—	—	
314	243	—	—	20	12	109	—	59	3	51	—	5.8	16300	—	45	—	3.8	153	—	—	—	1	1	12	7	—	
315	70	—	—	36	9	22	—	22	—	18	—	5.9	14700	—	3	—	—	—	—	—	—	—	1	1	3	1	
316	81	—	—	41	6	25	—	25	—	22	—	6.3	13400	—	2	—	—	—	—	—	—	—	1	1	1	—	
317	112	—	—	26	10	47	1	47	—	40	1	5.9	15400	—	4	—	—	—	—	—	—	—	1	1	9	1	
318	110	—	—	36	4	33	—	33	—	28	—	5.2	13800	—	4	—	—	—	—	—	—	2	2	2	5	1	
319	152	—	—	36	7	51	1	50	—	39	1	5.6	15400	—	9	—	5.2	125	—	—	—	2	2	6	6	—	
320	152	—	—	38	4	43	—	42	—	35	—	5.5	15500	—	7	—	5.3	141	—	—	—	4	4	1	3	—	
321	53	—	—	45	9	15	—	15	—	13	—	5.5	15100	—	2	—	—	—	—	—	—	—	1	1	1	—	
401	120	—	—	28	6	44	—	44	—	41	—	5.3	16200	—	3	—	—	—	—	—	—	—	1	1	6	4	—
402	42	—	—	29	14	14	—	14	—	13	—	5.8	17000	—	1	—	—	—	—	—	—	—	—	1	—	—	—
403	75	—	—	43	4	22	—	22	—	17	—	5.3	14700	—	5	—	5.0	141	—	—	—	2	2	3	1	1	
404	87	—	—	37	1	27	—	27	—	20	—	5.2	14800	—	6	—	5.8	144	—	—	—	1	1	1	2	—	
405	63	—	—	30	11	18	—	18	—	14	—	5.5	16100	—	4	—	—	—	—	—	—	2	2	1	1	—	
406	90	18	—	37	2	27	—	27	—	26	—	5.2	14000	12	1	—	—	—	—	—	—	1	1	1	1	2	
407	74	—	—	39	—	23	—	23	—	20	—	5.3	14300	—	3	—	—	—	—	—	—	1	1	1	2	—	
408	97	—	—	36	4	31	—	31	—	27	—	5.3	16800	—	4	—	—	—	—	—	—	1	1	1	—	—	
409	29	—	—	48	—	8	—	8	—	8	—	5.3	16400	—	—	—	—	—	—	—	—	1	1	1	—	—	
410	98	—	—	44	3	30	—	30	—	26	—	5.4	15300	—	3	—	—	—	—	—	—	1	1	3	2	1	
411	69	—	—	35	1	25	—	25	—	19	—	5.3	16300	—	3	—	—	—	—	—	—	—	—	1	1	—	—
412	112	—	—	42	4	32	—	32	—	23	—	5.7	16400	—	8	—	5.0	139	—	—	—	2	2	1	1	1	
413	156	—	—	44	3	47	—	47	—	38	—	5.6	16700	—	6	—	5.7	155	—	—	—	4	4	1	2	1	
414	182	1	—	41	3	54	—	54	—	43	—	5.4	16500	—	9	—	5.6	165	—	—	—	3	3	3	3	—	
415	35	—	—	34	6	11	—	11	—	9	—	5.3	15400	—	2	—	—	—	—	—	—	—	1	—	—	—	—
416	53	—	—	59	8	10	—	10	—	10	—	6.3	21500	—	—	—	—	—	—	—	—	1	1	—	—	—	
418	75	—	—	47	1	19	—	19	—	18	—	5.6	16900	—	1	—	—	—	—	—	—	1	1	—	4	—	
419	133	—	—	45	2	36	—	36	—	35	—	5.6	16500	—	—	—	—	—	—	—	—	2	2	2	4	—	
6	7457	99	—	47	6	1855	24	1697	3	1119	10	5.4	13100	98	655	10	3.7	56	99	522	512	139	324	43	—	—	
101	214	100	—	52	5	44	3	37	—	28	2	5.1	9900	100	15	1	3.6	47	100	19	17	7	10	1	—	—	
102	157	94	—	54	6	31	1	25	—	17	—	5.2	8900	100	13	1	3.9	53	85	11	11	3	9	1	—	—	
103	151	100	—	48	5	34	—	34	—	32	—	5.8	18800	100	2	—	—	—	—	—	6	6	1	4	—	—	
104	63	100	—	49	2	14	—	14	—	14	—	6.2	20500	100	—	—	—	—	—	—	2	2	—	1	—	—	
105	115	99	—	45	4	27	—	27	—	24	—	6.1	18300	96	2	—	—	—	—	—	4	4	—	—	—	—	—
106	715	100	—	54	3	145	2	138	—	99	1	5.3	12300	100	43	1	3.5	54	100	65	63	6	30	1	—	—	
107	72	100	—	54	7	14	—	14	—	11	—	5.1	8300	100	3	—	—	—	—	—	6	6	—	—	—	—	—
108	117	100	—	39	7	27	—	26	—	24	—	5.3	8800	100	3	—	—	—	—	—	5	5	—	2	—	—	—
109	6	100	—	33	—	2	—	—	—	—	—	—	—	—	—	—	—	—	—	—	—	—	—	—	—	—	—
110	72	100	—	44	8	21	—	18	—	12	—	4.8	9800	100	7	—	3.4	51	100	6	6	1	6	—	—	—	—
111	219	100	—	47	6	52	1	52	—	22	—	5.1	12800	100	30	1	3.6	50	100	19	18	9	13	—	—	—	
112	247	99	—	49	6	64	1	61	1	14	—	4.9	8300	100	48	1	3.3	49	98	27	27	6	13	3	—	—	
113	339	99	—	48	6	97	—	88	—	16	—	5.5	9000	94	74	—	3.1	52	100	35	35	12	29	5	—	—	
114	122	98	—	45	7	31	—	30	—	15	—	4.8	8700	93	13	—	3.6	53	100	13	13	1	8	—	—	—	
115	215	99	—	48	9	54	—	54	—	31	—	5.0	11200	97	21	—	4.1	55	100	15	15	5	6	2	—	—	
116	87	100	—	59	5	16	—	16	—	13	—	5.1	9900	100	3	—	—	—	—	—	6	6	—	1	—	—	—
117	85	100	—	38	12	18	1	18	—	16	1	5.1	10600	100	2	—	—	—	—	—	8	8	—	6	2	—	—
118	122	96	14	34	25	31	—	26	—	20	—	5.3	9800	100	11	—	4.0	58	82	6	6	3	6	2	—	—	
119	74	95	—	51	4	17	1	12	—	8	1	4.8	12600	75	8	—	3.5	46	100	8	7	3	5	—	—	—	
120	77	95	—	31	10	25	—	25	—	21	—	5.0	11800	95	4	—	—	—	—	—	4	4	3	3	—	—	—
121	109	98	—	45	9	32	2	31	—	20	1	5.4	8500	95	6	—	3.2	52	100	7	7	2	8	—	—	—	
122	112	100	—	49	7	30	1	30	—	9	—	5.3	7900	100	18	—	3.7	59	100	13	13	2	6	1	—	—	
123	103	98	—	39	3	24	1	22	—	16	—	4.8	13100	100	7	1	4.3	55	86	7	6	1	4	1	—	—	
201	89	100	—	53	2	25	—	25	—	2	—	—	—	—	21	—	3.0	56	100	9	9	2	6	1	—	—	
202	164	99	—	43	2	51	—	6	2	1	—	—	—	—	47	—	4.0	75	100	13	13	5	10	—	—	—	
203	138	98	—	64	2	28	—	28	—	2	—	—	—	—	26	—	3.0	55	100	16	16	3	8	—	—	—	
204	80	91	—	40	15	22	—	19	—	8	—	5.3	9000	88	14	—	3.7	47	100	5	5	3	6	3	—	—	
205	47	96	—	53	6	13	—	8	—	6	—	6.0	13300	83	6	—	4.7	63	100	4	4	4	3	—	—	—	
206	155	100	—	43	14	52	1	38	—	24	1	4.9	8400	100	24	—	3.6	52	100	12	12	12	9	1	—	—	
207	191	100	—	45	6	67	2	41	—	16	—	5.3	8400	100	38	2	3.6	48	100	16	14	6	15	1	—	—	
208	158	98	—	49	7	37	—	37	—	10	—	4.8	10800														

Table 2. Characteristics of Housing Units and Population, by Blocks: 1970—Con.

Hinds County, Miss.

[Data exclude vacant seasonal and vacant migratory housing units. For minimum base for derived figures (percent, average, etc.) and meaning of symbols, see text]

Blocks Within Census Tracts	Percent of total population				Year-round housing units				Occupied housing units															
	Total population	Negro	In group quarters	Under 18 years	62 years and over	Total	Lacking some or all plumbing facilities	Units in—		Owner				Renter				1.01 or more persons per room		One-person households	With female head of family	With roomers, boarders, or lodgers		
								Structures of 10 or more units	One-unit structures	Total	Lacking some or all plumbing facilities	Average number of rooms	Average value (dollars)	Percent Negro	Total	Lacking some or all plumbing facilities	Average number of rooms	Average contract rent (dollars)	Percent Negro				Total	With all plumbing facilities
7	5119	3	—	40	5	1487	1	1459	—	1301	—	5.4	14000	—	157	1	5.0	92	10	99	99	99	94	13
101	66	—	—	20	8	26	—	23	—	19	—	5.7	13500	—	7	—	4.1	66	—	—	—	5	2	—
102	8	—	—	25	25	3	—	—	—	—	—	—	—	—	—	—	—	—	—	—	—	—	—	—
104#	257	—	—	34	6	81	—	77	—	66	—	5.3	11000	—	13	—	4.7	73	—	1	1	7	3	—
105	53	—	—	30	4	17	—	17	—	16	—	4.9	11700	—	1	—	—	—	—	2	2	2	—	—
108	11	—	—	27	27	6	—	6	—	5	—	6.4	21000	—	—	—	—	—	—	—	—	—	—	—
109	85	—	—	19	22	35	1	35	—	31	—	5.4	17700	—	4	—	—	—	—	—	—	5	3	—
110	69	—	—	46	12	19	—	19	—	17	—	6.1	17400	—	2	—	—	—	—	2	2	4	—	—
111	58	—	—	29	12	19	—	19	—	18	—	5.3	16500	—	2	—	—	—	—	1	1	3	2	—
112	49	—	—	47	2	12	—	12	—	9	—	5.3	16300	—	2	—	—	—	—	2	2	2	1	—
113	23	—	—	35	17	8	—	8	—	8	—	5.1	17300	—	—	—	—	—	—	—	—	—	1	—
114	99	—	—	38	—	28	—	28	—	27	—	5.5	16500	—	1	—	—	—	—	—	—	2	—	—
115	99	—	—	44	6	29	—	29	—	27	—	5.4	16300	—	1	—	—	—	—	3	3	2	2	—
116	210	1	—	35	6	71	—	60	—	55	—	5.3	15900	—	15	—	3.7	103	—	3	3	10	5	1
117	13	—	—	54	—	3	—	—	—	—	—	—	—	—	—	—	—	—	—	—	—	—	—	—
201	8	—	—	25	—	1	—	—	—	—	—	—	—	—	—	—	—	—	—	—	—	—	—	—
202	250	—	—	40	2	74	—	73	—	69	—	5.3	12200	—	4	—	—	—	—	5	5	2	5	1
203	49	—	—	45	4	11	—	11	—	7	—	6.6	13800	—	3	—	—	—	—	—	—	1	—	—
204	61	—	—	46	2	15	—	15	—	15	—	5.7	13600	—	—	—	—	—	—	1	1	—	—	—
205	53	—	—	40	6	16	—	15	—	16	—	5.1	12900	—	—	—	—	—	—	1	1	2	1	—
206	55	—	—	46	4	13	—	13	—	11	—	5.4	12800	—	2	—	—	—	—	4	4	—	1	—
207	34	—	—	44	—	9	—	9	—	8	—	5.4	13100	—	1	—	—	—	—	—	—	—	—	—
208	42	—	—	41	2	11	—	11	—	10	—	5.4	11800	—	1	—	—	—	—	—	—	—	—	—
209	117	—	—	40	2	33	—	33	—	25	—	5.3	13200	—	8	—	5.3	111	—	1	1	1	1	—
210	115	—	—	40	5	34	—	34	—	29	—	5.1	13600	—	2	—	—	—	—	2	2	2	5	—
211	42	—	—	33	—	14	—	14	—	14	—	5.2	13600	—	—	—	—	—	—	—	—	2	—	—
212	56	—	—	26	2	14	—	14	—	12	—	5.4	12900	—	2	—	—	—	—	1	1	—	—	—
213	94	—	—	46	3	34	—	34	—	30	—	5.5	13800	—	5	—	—	—	—	1	1	5	3	—
214#	184	—	—	38	3	55	—	55	—	49	—	5.7	12500	—	5	—	5.4	102	—	2	2	6	3	2
215	56	—	—	36	7	18	—	18	—	16	—	5.5	13700	—	—	—	—	—	—	1	1	—	1	—
216	62	—	—	39	3	18	—	18	—	16	—	6.1	20300	—	2	—	—	—	—	—	—	—	2	—
217	112	—	—	38	11	33	—	33	—	33	—	6.0	20500	—	—	—	—	—	—	—	—	1	2	1
218	6	—	—	—	67	3	—	—	—	—	—	—	—	—	—	—	—	—	—	1	1	—	—	—
219	122	—	—	37	2	36	—	36	—	36	—	5.4	16600	—	—	—	—	—	—	1	1	1	4	—
221	45	—	—	49	2	10	—	10	—	10	—	5.3	16500	—	—	—	—	—	—	1	1	4	—	—
222	204	—	—	39	3	61	—	60	—	56	—	5.4	13600	—	5	—	5.0	63	—	—	—	4	7	—
223	125	—	—	36	8	42	—	41	—	32	—	5.4	11100	—	8	—	4.9	72	—	3	3	5	4	—
301	128	—	—	38	11	37	—	35	—	33	—	5.3	10600	—	9	—	—	—	—	4	4	2	5	—
302	96	98	—	56	8	17	—	15	—	6	—	5.2	7900	83	11	—	4.0	45	100	9	9	4	4	2
303	125	23	—	33	13	41	—	40	—	30	—	5.2	11500	20	8	—	4.6	55	38	3	3	5	2	—
304	45	4	—	38	20	14	—	14	—	6	—	6.3	13400	—	8	—	6.1	69	13	—	—	2	1	—
305#	186	—	—	40	3	52	—	52	—	42	—	5.4	16100	—	8	—	4.9	83	—	7	7	2	4	3
306	68	—	—	31	6	24	—	24	—	19	—	5.8	17500	—	3	—	—	—	—	—	—	2	1	—
307	59	—	—	42	3	15	—	15	—	13	—	5.3	15700	—	2	—	—	—	—	1	1	2	2	—
308	107	—	—	42	4	30	—	30	—	28	—	5.4	16400	—	2	—	—	—	—	2	2	3	1	—
309	108	—	—	44	1	29	—	29	—	26	—	5.2	13500	—	2	—	—	—	—	3	3	3	1	1
310	68	—	—	54	—	16	—	16	—	15	—	5.2	14100	—	1	—	—	—	—	2	2	1	1	—
311	80	—	—	49	—	21	—	21	—	20	—	5.4	12800	—	1	—	—	—	—	2	2	1	1	1
312	278	—	—	47	1	72	—	72	—	67	—	5.2	12600	—	4	—	—	—	—	9	9	2	3	—
313	77	—	—	43	1	23	—	23	—	21	—	5.0	12800	—	2	—	—	—	—	1	1	2	3	—
314	96	—	—	42	2	25	—	25	—	23	—	5.0	13000	—	2	—	—	—	—	3	3	1	1	—
315	82	—	—	44	1	24	—	24	—	22	—	5.3	13200	—	1	—	—	—	—	1	1	1	1	—
316	87	—	—	44	2	24	—	24	—	23	—	5.4	13100	—	—	—	—	—	—	1	1	—	—	—
317	46	—	—	46	2	10	—	10	—	8	—	5.0	12500	—	2	—	—	—	—	3	3	—	—	—
318	94	—	—	54	1	20	—	19	—	19	—	5.1	12900	—	1	—	—	—	—	5	5	—	1	—
319	76	—	—	43	3	19	—	19	—	19	—	5.3	13200	—	—	—	—	—	—	—	—	—	—	—
320	98	—	—	44	1	27	—	27	—	27	—	5.3	12700	—	—	—	—	—	—	2	2	—	2	—
321	100	—	—	46	1	28	—	28	—	27	—	5.1	12900	—	1	—	—	—	—	2	2	1	1	—
322	23	—	—	39	—	7	—	7	—	7	—	5.3	11300	—	—	—	—	—	—	2	2	1	—	—
8	4523	70	1	45	6	1198	8	1122	16	866	6													

Table 2. Characteristics of Housing Units and Population, by Blocks: 1970—Con.

Hinds County, Miss.

[Data exclude vacant seasonal and vacant migratory housing units. For minimum base for derived figures (percent, average, etc.) and meaning of symbols, see text]

Blocks Within Census Tracts	Percent of total population				Year-round housing units				Occupied housing units																
	Total popu- lation	Negro	In group quar- ters	Un- der 18 years and over	Total	Lack- ing some or all plumb- ing facil- ities	Units in—		Owner				Renter				1.01 or more persons per room		With all plumb- ing facil- ities	One- person house- holds	With female head of family	With room- ers, board- ers, or lodg- ers			
							One- unit struc- tures	Struc- tures of 10 or more units	Total	Lack- ing some or all plumb- ing facil- ities	Aver- age num- ber of rooms	Aver- age value (dol- lars)	Per- cent Negro	Total	Lack- ing some or all plumb- ing facil- ities	Aver- age num- ber of rooms	Aver- age con- tract rent (dol- lars)	Per- cent Negro					Total	With all plumb- ing facil- ities	
309	67	100	-	39	9	17	-	17	-	15	-	5.1	9800	100	2	-	-	-	-	-	4	4	-	4	-
310	76	100	-	42	8	22	1	22	-	17	1	7.0	13100	100	4	-	-	-	-	-	1	1	4	2	1
311	25	100	-	28	12	9	-	9	-	9	-	5.8	14400	100	-	-	-	-	-	-	-	-	1	-	-
312	149	100	-	40	4	43	-	39	-	26	-	4.9	11300	100	16	-	3.4	58	100	8	8	6	8	1	
313	127	100	-	35	5	33	-	33	-	26	-	5.2	11300	100	6	-	4.2	58	100	8	8	3	4	-	
314	288	100	-	54	2	63	-	62	-	40	-	5.1	10000	100	19	-	4.0	61	100	24	24	3	3	9	
11	4748	79	-	45	10	1381	28	944	-	490	8	5.2	13000	69	772	20	3.8	50	74	355	350	197	256	66	
102	17	94	-	41	35	7	1	7	-	4	-	-	-	-	3	-	-	-	-	1	1	4	1	-	
103	6	100	-	-	33	2	-	-	-	-	-	-	-	-	-	-	-	-	-	3	3	-	-	-	
104	39	100	-	28	15	10	-	10	-	8	-	4.8	8100	100	1	-	-	-	-	3	3	7	1	-	
105	249	100	-	49	12	59	1	48	-	27	-	4.9	11600	100	31	1	3.7	50	100	18	18	7	15	1	
106	129	-	-	30	9	69	1	21	-	45	1	3.8	5900	-	4	-	-	-	-	5	5	5	9	2	
108	26	23	-	35	31	8	-	8	-	3	-	-	-	-	5	-	4.8	51	20	1	1	-	-	-	
109	954	95	-	48	5	233	3	219	-	152	2	5.7	17300	97	70	1	4.1	53	89	53	52	12	31	3	
112#	48	-	-	29	10	24	-	20	-	9	-	5.2	15600	-	9	-	4.2	58	-	2	2	5	1	-	
113	121	49	-	43	7	36	1	26	-	12	1	4.9	12500	67	20	-	3.8	60	35	11	11	2	6	-	
114	103	66	-	40	13	33	-	27	-	17	-	4.8	9700	77	15	-	4.0	52	60	4	4	2	9	2	
115	60	10	-	30	18	24	2	17	-	6	-	4.8	9300	-	14	2	3.8	60	7	5	5	3	2	3	
116	34	3	-	47	12	9	-	5	-	2	-	-	-	-	6	-	4.5	62	-	3	3	-	1	-	
117	109	84	-	41	10	32	2	19	-	7	-	5.9	16300	57	21	2	4.1	46	76	6	4	6	5	2	
118	426	100	-	45	8	117	6	75	-	32	1	5.0	11500	100	80	5	3.6	45	100	34	34	16	27	7	
201	361	99	-	52	6	86	3	52	-	16	1	4.6	12500	100	67	2	3.4	44	99	39	37	14	21	2	
202	68	100	-	49	12	19	-	7	-	2	-	-	-	-	17	-	3.3	46	100	6	6	3	2	1	
203	154	100	-	57	5	36	-	10	-	2	-	-	-	-	31	-	3.3	48	100	17	17	3	10	3	
204	21	100	-	71	-	4	-	-	-	-	-	-	-	-	-	-	-	-	-	-	-	-	-	-	
205	11	-	-	9	27	7	-	7	-	5	-	6.2	14500	-	2	-	-	-	-	-	-	-	3	2	-
208	57	-	-	40	4	19	-	15	-	7	-	5.1	9800	-	11	-	4.3	70	-	3	3	3	4	1	
209	32	-	-	31	25	11	1	9	-	2	-	-	-	-	9	1	4.6	56	-	1	1	2	2	4	
210	86	-	-	30	22	31	2	26	-	10	-	5.5	11900	-	17	2	4.6	56	-	4	4	5	2	1	
211	86	-	-	27	27	38	1	25	-	15	1	5.5	11100	-	17	-	3.9	49	-	4	4	8	4	2	
212	77	46	-	40	16	27	2	16	-	8	-	5.9	9300	63	16	2	3.1	56	6	4	4	7	5	-	
213	49	43	-	37	12	15	-	8	-	5	-	5.0	9300	40	10	-	4.4	64	20	4	4	4	3	2	
214	121	100	-	55	6	32	-	21	-	26	-	3.5	8800	100	26	-	3.4	43	100	13	13	8	8	-	
215	255	97	3	53	7	67	-	55	-	25	-	5.3	9800	100	29	-	4.0	51	86	24	24	6	13	3	
216	47	36	-	30	13	21	-	12	-	8	-	5.3	9500	38	8	-	4.9	66	25	2	2	3	1	1	
218	31	3	-	29	16	20	-	5	-	1	-	-	-	-	14	-	3.2	43	7	3	3	10	1	-	
219	132	100	-	48	9	32	-	21	-	6	-	6.2	7700	100	25	-	3.8	49	100	11	11	4	16	4	
220	84	100	-	44	18	19	-	10	-	3	-	-	-	-	15	-	3.8	51	100	7	7	2	4	1	
221	206	100	-	45	11	58	-	28	-	11	-	4.4	7500	100	46	-	3.8	46	100	20	20	11	16	7	
222	37	-	-	3	38	24	1	10	-	10	-	5.5	11500	-	9	1	3.4	64	-	-	-	5	-	3	
223	82	24	-	44	16	23	-	17	-	4	-	-	-	-	17	-	4.9	50	24	5	5	2	-	1	
224	238	100	-	44	11	70	-	39	-	7	-	5.1	6900	100	62	-	3.2	42	100	24	24	15	18	5	
225	148	96	-	52	12	38	-	26	-	3	-	-	-	-	30	-	3.6	50	100	15	15	7	11	4	
226	44	36	-	16	23	21	1	17	-	7	-	5.9	10400	29	12	1	4.6	53	33	1	1	6	3	4	
12	4987	99	1	47	9	1200	25	915	9	629	11	5.0	9700	98	559	12	3.5	48	100	425	416	143	290	46	
101	292	98	-	57	4	59	3	56	-	48	3	5.0	9800	98	11	-	3.7	51	100	23	22	4	11	-	
102	94	94	-	53	1	22	3	22	-	21	3	5.0	8900	95	1	-	-	-	-	7	5	3	3	1	
103	89	99	-	45	3	22	-	22	-	20	-	4.6	8600	95	2	-	-	-	-	6	6	2	1	-	
104	171	95	-	49	4	36	-	36	-	31	-	5.1	9200	97	5	-	3.6	51	100	15	15	3	3	-	
105	102	97	-	44	10	22	1	19	-	15	-	5.0	9100	100	6	1	3.8	47	83	8	8	2	7	-	
106	146	99	1	58	1	33	1	17	-	11	-	5.0	9400	100	21	-	3.3	46	100	15	15	3	5	-	
107	75	100	1	52	12	16	-	15	-	16	-	4.7	7800	100	-	-	-	-	-	6	6	2	2	-	
108#	42	100	-	45	10	10	-	10	-	5	-	5.6	9300	100	5	-	3.6	37	100	4	4	1	3	-	
110	113	100	-	48	8	29	2	28	-	22	2	5.3	10100	100	6	-	4.0	47	100	6	5	2	5	-	
111	56	100	-	41	16	14	-	13	-	12	-	4.7	8100	100	2	-	-	-	-	4	4	3	1	-	
112	111	100	-	41	6	26	-	25	-	18	-	4.8	9300	100	8	-	4.1	59	100	6	6	2	8	1	
113	110	100	-	38	7	28	-	28	-	22	-	4.7	7900	100	6	-	4.0	48	100	8	8	4	6	-	
114	107	100	8	43	22	26	1	18	-	11	-	5.9	8300	100	15	1	3.2	44	100	9	8	4	6	-	
115	81	99	-	36	19	25	-	22	-	12	-	5.3	7100	100	13	-	3.3	50	100	6	6	3	8	3	
116	301	98	2	39	13	80	3	58	-	28	-	5.1	8600	100	50	3	3.4	47	100	25	23	11	19	7	
117	146	100	-	44	8	37	-	37	-	26	-	4.3	8600	100	11	-	4.0	59	100	11	11	4	5	1	
118	11	100	3	46	18	3	-	-	-	-	-	-	-	-	-	-	-	-	-	-	-	-	-	-	
119	320	100	3	52	8	73	1	67	-	32	-	5.0	11400	100	40	1	3.3	43	100	33	32	8	22	4	
201	6	100	100	-	100	-	-	-	-	-	-	-	-	-	-	-	-	-	-	-	-	-	-	-	
204	6	100	-	67	-	1	-	-	-	-	-	-	-	-	-	-	-	-	-	-	-	9	-	-	
205	280	98	-	45	9	68	2	62	-	44	-	5.1	9900	98	24	2	3.9	48	100	22	21	-	14	1	
206	54	91	-	37	20	12	-	12	-	10	-	5.2	8700	90	2	-	-	-	-	3	3	1	2	-	
207	263	100	-	45	16	63	1	41	-	29	1	5.0	11000	100	34										

Table 2. Characteristics of Housing Units and Population, by Blocks: 1970—Con.

Hinds County, Miss.

[Data exclude vacant seasonal and vacant migratory housing units. For minimum base for derived figures (percent, average, etc.) and meaning of symbols, see text]

Blocks Within Census Tracts	Percent of total population				Year-round housing units				Occupied housing units															
	Total population	Negro	In group quarters	Under 18 years and over	Total	Lacking some or all plumbing facilities	Units in—		Owner				Renter				1.01 or more persons per room		With roomers, boarders, or lodgers					
							One-unit structures	Structures of 10 or more units	Total	Lacking some or all plumbing facilities	Average number of rooms	Average value (dollars)	Percent Negro	Total	Lacking some or all plumbing facilities	Average number of rooms	Average contract rent (dollars)	Percent Negro	Total	With all plumbing facilities	One-person households	With female head of family	With roomers, boarders, or lodgers	
13	5303	4	5	17	2375	50	1554	282	1339	17	6.5	23300	1	922	27	3.9	108	4	40	29	670	184	95	
101	129	3	—	30	15	41	1	—	38	1	8.4	46500	—	3	—	—	—	—	—	—	4	3	—	
102#	76	15	—	29	17	28	1	—	21	—	6.6	25200	—	7	1	4.4	100	43	—	—	5	2	—	
103	42	14	—	19	26	16	1	—	13	1	6.8	22500	8	2	—	—	—	—	1	1	2	1	2	
104	52	—	—	23	23	22	—	—	18	—	6.6	21900	—	4	—	—	—	—	—	—	6	3	—	
105	122	7	—	25	21	44	1	—	42	—	7.2	32900	2	2	—	—	—	—	1	—	6	4	—	
106	33	9	—	21	33	13	—	—	13	—	7.7	45200	8	—	—	—	—	—	—	—	2	1	1	
107	33	—	—	21	15	12	—	—	12	—	7.4	42000	—	—	—	—	—	—	—	—	1	—	—	
108	59	14	—	22	20	23	3	—	23	—	7.0	35100	—	2	—	—	—	—	1	—	3	1	—	
109	44	—	—	36	21	13	1	—	12	1	7.4	37200	—	1	—	—	—	—	1	1	2	—	1	
110	87	8	—	32	16	30	3	—	22	—	8.1	45900	—	5	2	4.4	—	20	2	—	1	1	—	
111	45	9	—	18	24	17	4	—	14	1	6.6	33700	—	3	—	—	—	—	—	—	4	1	—	
112#	186	1	—	33	10	62	3	—	61	1	7.2	31400	2	5	—	6.0	175	—	1	1	8	1	—	
113	213	6	—	12	5	118	3	110	2	—	—	—	—	106	3	4.0	181	2	1	1	36	7	13	
115	92	2	—	28	22	37	2	—	27	1	8.4	48400	—	7	—	5.0	153	—	—	—	6	3	1	
116	44	41	—	21	16	14	—	—	13	—	8.1	52500	8	1	—	—	—	—	—	—	2	1	—	
117	28	—	—	29	32	13	—	—	12	—	7.3	36700	—	8	—	—	—	—	—	—	1	4	—	
118	366	1	—	17	14	164	4	—	67	32	7.6	41700	2	91	—	3.9	130	—	—	—	26	10	17	
201	12	—	—	17	—	10	—	—	8	—	—	—	—	6	—	2.5	70	—	—	1	2	—	—	
202	473	10	54	6	8	116	—	—	31	75	5.1	11700	—	93	—	3.0	72	9	6	6	37	1	4	
203	49	—	—	16	22	22	—	—	17	—	5.7	11500	—	4	—	—	—	—	—	1	1	3	1	1
204	42	—	—	19	21	23	—	—	12	—	5.3	11900	—	8	—	4.1	94	—	—	—	7	1	1	
205	49	—	—	10	25	31	4	—	4	—	—	—	—	24	1	3.5	63	—	—	—	13	2	4	
206	17	—	—	24	29	9	—	—	3	—	—	—	—	5	—	4.0	71	—	—	—	3	—	1	
208	17	—	—	—	59	10	—	—	3	—	—	—	—	3	—	—	—	—	—	—	3	4	—	
209	20	—	—	—	60	13	—	—	10	—	—	—	—	3	—	—	—	—	—	—	6	3	—	
210	15	—	—	7	13	9	—	—	5	—	4.8	—	—	4	—	—	—	—	—	—	5	2	1	
211	16	—	—	6	13	10	—	—	6	—	5.7	9800	—	3	—	—	—	—	—	—	4	1	—	
212	15	—	—	—	53	8	—	—	5	—	5.0	10300	—	3	—	—	—	—	—	—	3	—	—	
213	57	—	—	11	23	29	—	—	13	—	6.3	10000	—	16	—	3.3	83	—	—	—	13	3	1	
214	38	—	—	18	21	17	—	—	10	—	5.6	9500	—	7	—	4.7	93	—	—	—	4	1	—	
301	31	100	—	45	13	10	10	—	—	—	—	—	—	10	10	2.9	27	100	4	—	3	3	2	
302	56	—	—	32	13	27	—	—	11	—	5.1	12200	—	16	—	3.2	75	—	—	—	1	1	13	2
303	58	—	—	19	21	34	—	—	10	—	5.3	11000	—	20	—	3.4	102	—	—	—	1	1	13	3
304	32	—	—	9	22	20	—	—	10	—	5.6	10800	—	9	—	3.4	91	—	—	—	—	9	1	—
305	28	—	—	25	32	14	—	—	10	—	5.7	10100	—	4	—	—	—	—	—	—	6	1	—	
306#	48	—	—	8	38	28	—	—	17	—	5.8	12700	—	10	—	4.5	76	—	—	—	11	2	1	
307	65	—	—	15	23	34	—	—	12	—	5.7	15000	—	21	—	4.2	77	—	—	—	15	5	1	
308	9	—	—	—	33	10	—	—	1	—	—	—	—	7	—	1.7	61	—	—	—	6	—	—	
310	37	—	—	11	14	18	—	—	9	—	6.4	23000	—	8	—	5.0	99	—	—	—	4	—	—	
311	48	—	—	27	27	21	1	—	8	—	7.0	20600	—	11	1	5.1	114	—	—	—	5	2	1	
312	25	—	—	4	32	13	—	—	13	—	6.0	14200	—	—	—	—	—	—	—	—	3	2	—	
313	67	—	—	10	36	36	—	—	30	—	5.3	11600	—	5	—	5.2	—	—	—	—	13	6	—	
314	52	6	—	14	27	29	—	—	11	—	4.5	9900	—	16	—	3.2	92	6	1	1	11	2	2	
315	53	—	—	17	17	22	1	—	11	1	4.9	11500	—	11	—	4.5	102	—	—	—	5	—	1	
316	43	2	—	16	23	26	—	—	16	—	5.5	12300	6	6	—	2.5	87	—	—	—	10	2	1	
318	57	—	—	14	35	32	—	—	20	—	5.6	12400	—	10	—	4.5	82	—	—	—	14	—	—	
401	71	1	—	8	28	33	—	—	19	—	6.4	16600	—	12	—	4.5	87	—	—	2	2	11	6	—
402	45	—	—	7	51	26	—	—	19	—	5.7	11500	—	4	—	—	—	—	—	—	6	5	1	
403	39	—	—	21	18	21	—	—	14	—	5.5	12500	—	6	—	3.8	81	—	—	—	8	2	1	
404	77	—	—	25	26	37	—	—	31	1	5.7	12700	—	10	—	4.2	69	—	—	1	1	12	3	1
405	76	—	1	13	32	37	—	—	26	—	6.4	15400	—	11	—	4.8	92	—	—	—	10	5	1	
406	35	—	—	3	57	23	—	—	15	—	6.0	15600	—	8	—	3.5	80	—	—	—	13	2	—	
407	93	—	—	3	51	46	—	—	44	—	6.2	16200	—	8	—	5.1	86	—	—	—	11	4	3	
408	73	—	—	15	30	35	—	—	28	—	6.0	12900	—	6	—	4.7	88	—	—	—	9	6	—	
409	9	—	—	22	22	4	—	—	—	—	—	—	—	—	—	—	—	—	—	—	—	—	—	
410	23	—	—	35	4	9	—	—	7	—	5.4	11800	—	4	—	—	—	—	—	—	4	1	—	
411	4	—	—	—	—	3	—	—	—	—	—	—	—	—	—	—	—	—	—	—	—	—	—	
412	36	—	—	36	6	14	—	—	13	1	5.1	9800	—	6	—	4.7	108	—	—	1	1	3	—	
413	22	—	—	—	5	14	—	—	10	—	—	—	—	13	—	2.9	89	—	—	—	8	1	—	
414	157	—	—	8	21	94	1	—	24	53	5.6	12800	—	77	1	3.4	158	—	—	—	40	8	6	
415	124	—	—	15	31	59	—	—	38	—	6.3	15400	—	19	—	4.6	94	—	—	—	13	5		

Table 2. Characteristics of Housing Units and Population, by Blocks: 1970—Con.

Hinds County, Miss.

[Data exclude vacant seasonal and vacant migratory housing units. For minimum base for derived figures (percent, average, etc.) and meaning of symbols, see text]

Blocks Within Census Tracts	Percent of total population				Year-round housing units				Occupied housing units																
	Total population	Negro	In group quarters	Under 18 years	62 years and over	Total	Units in—		Owner			Renter				1.01 or more persons per room		With room-boards, or lodgers							
							Lacking some or all plumbing facilities	Structures of 10 or more units	Total	Lacking some or all plumbing facilities	Average number of rooms	Average value (dollars)	Percent Negro	Total	Lacking some or all plumbing facilities	Average number of rooms	Average contract rent (dollars)		Percent Negro	Total	With all plumbing facilities	One-person households	With female head of family		
108	42	-	-	31	19	15	-	15	-	14	-	6.1	29600	-	1	-	-	-	2	-	-	1
109#	31	-	-	16	13	14	-	10	-	9	-	7.2	31700	-	5	...	3.8	135	-	1	1	1	3	-	-
110	55	-	-	27	15	19	-	19	-	19	-	6.5	31600	-	-	-	-	-	-	-	-	2	2	-	-
111	68	-	-	32	19	23	-	23	-	21	-	6.6	38600	-	2	-	1	1	2	1	-	-
112	16	-	-	6	-	7	-	7	-	7	-	7.1	36800	-	-	-	-	-	-	-	-	-	-	-	-
113	66	-	-	36	8	18	-	18	-	18	-	7.8	43800	-	-	-	-	-	-	-	-	1	-	-	-
114	107	-	-	44	7	29	-	29	-	27	-	8.6	49700	-	1	-	-	-	2	-	-	-
115	76	-	-	25	17	26	-	26	-	25	-	7.1	36000	-	-	-	-	-	-	-	-	2	2	-	-
116	18	-	-	33	17	6	-	6	-	6	-	6.5	42900	-	-	-	-	-	-	-	-	1	-	-	-
117	46	-	-	44	2	12	-	12	-	12	-	8.3	44400	-	-	-	-	-	-	-	-	1	1	-	-
118	60	-	-	35	22	18	-	18	-	16	-	7.2	37200	-	2	-	-	-	1	1	-	-
119	45	-	-	40	2	13	-	13	-	10	-	7.3	37400	-	3	-	-	-	-	2	-	-
120	20	-	-	35	10	6	-	6	-	4	-	-	2	-	-	-	-	-	-	-
121	73	1	73	7	80	10	-	4	-	-	-	-	10	...	3.4	-	10	1	1	8	-	-	-
201	15	-	-	20	-	4	-	...	-	...	-	-	-	-	-
202	79	-	-	48	1	17	-	17	-	17	-	9.4	53700	-	-	-	-	-	-	-	-	-	-	-	-
203	33	-	-	39	6	10	-	10	-	10	-	8.9	56500	-	-	-	-	-	-	-	-	1	-	-	-
205	51	-	-	55	6	10	-	10	-	10	-	8.0	49500	-	-	-	-	-	-	-	1	1	-	-	-
206	68	-	-	35	15	20	-	20	-	20	-	8.1	54700	-	-	-	-	-	-	-	-	-	-	-	-
207	49	-	-	43	4	11	-	11	-	11	-	9.2	58400	-	-	-	-	-	-	-	-	-	-	-	-
208	31	-	-	32	3	10	-	10	-	9	-	7.9	60000	-	-	-	-	-	-	-	-	1	-	-	-
209	43	-	-	33	9	13	-	13	-	11	-	8.5	55000	-	1	-	-	-	-	-	-	1
210	24	-	-	42	8	6	-	6	-	6	-	8.7	53800	-	-	-	-	-	-	-	-	-	2	-	-
211	35	-	-	20	34	14	-	14	-	13	-	7.7	57300	-	-	-	-	-	-	-	-	1	1	-	-
212	25	-	-	48	20	7	-	7	-	7	-	8.3	60000	-	-	-	-	-	-	-	-	1	-	-	-
213	31	-	-	39	3	9	-	9	-	9	-	9.3	56100	-	-	-	-	-	-	-	-	-	2	-	-
214	30	-	-	40	3	7	-	7	-	7	-	7.3	39500	-	-	-	-	-	-	-	-	-	1	-	-
215	52	-	-	23	12	19	-	19	-	18	-	7.0	34600	-	1	-	-	-	2	-	-	-
216	45	-	-	27	4	15	-	15	-	15	-	6.4	29900	-	-	-	-	-	-	-	-	-	-	-	-
217	30	-	-	40	10	12	-	12	-	7	-	7.0	27300	-	3	-	-	-	2	-	-	-
218	39	-	-	41	8	10	-	10	-	9	-	7.6	31700	-	1	-	-	-	-	-	-	-
219	33	-	-	33	3	10	-	10	-	8	-	6.6	28100	-	2	-	-	-	-	-	-	-
220	96	-	-	38	9	31	-	31	-	28	-	6.6	26200	-	1	-	-	-	1	2	-	-
221	224	-	-	41	7	64	-	64	-	62	-	7.3	39800	-	2	-	1	1	3	8	-	-
222	50	-	-	40	10	13	-	13	-	13	-	8.8	55600	-	-	-	-	-	-	-	-	1	-	-	-
223	36	-	-	53	-	8	-	8	-	8	-	10.0	60000	-	-	-	-	-	-	-	-	-	1	-	-
901	311	-	2	42	4	86	-	84	-	79	-	8.2	52300	-	5	-	5.6	145	-	2	2	5	4	-	-
15	3567	-	11	13	28	1639	6	958	167	827	-	6.8	23500	-	719	6	4.1	101	-	16	15	533	138	86	
104	35	-	-	31	14	13	-	13	-	13	-	6.7	17100	-	-	-	-	-	-	-	-	2	1	-	-
105	26	-	-	8	54	16	-	16	-	15	-	6.5	19200	-	-	-	-	-	-	-	-	7	2	1	-
106	31	-	-	10	26	16	-	16	-	10	-	6.4	16100	-	5	-	4.8	99	-	-	-	1	1	-	-
107	19	-	-	5	32	11	-	10	-	9	-	5.2	15000	-	1	-	-	-	3	1	-	-
108	42	-	-	21	29	16	-	14	-	12	-	6.8	19800	-	4	-	-	-	4	-	-	-
109	47	-	-	19	28	21	-	20	-	13	-	7.2	21300	-	8	-	3.6	82	-	-	-	6	3	-	-
110	18	-	-	6	83	11	-	11	-	10	-	6.9	22000	-	-	-	-	-	-	-	-	3	-	-	-
111	34	-	-	9	59	15	-	14	-	12	-	7.0	26500	-	3	-	-	-	2	1	1	-
112	52	2	-	19	25	26	-	24	-	13	-	6.3	19100	-	12	-	4.5	95	-	-	-	12	1	2	-
113	37	-	-	24	30	15	-	14	-	11	-	6.4	18200	-	4	-	1	1	5	4	-	-
114	11	-	-	64	7	6	-	6	-	6	-	7.2	35200	-	-	-	-	-	-	-	-	1	-	-	-
115	145	-	-	15	17	65	-	57	-	29	-	6.2	19700	-	36	-	4.8	100	-	-	-	14	3	11	-
116	32	-	-	13	38	18	-	15	-	12	-	6.3	19500	-	4	-	-	-	6	2	-	-
117	8	-	-	50	38	3	-	...	-	...	-	-	-	-	-	
118	56	-	-	18	27	24	-	24	-	19	-	7.4	21100	-	5	-	4.8	111	-	-	-	4	3	-	-
119	22	-	-	18	36	11	-	10	-	10	-	6.6	21700	-	2	-	-	-	3	1	-	-
120	32	-	-	50	16	7	-	14	-	12	-	6.5	19100	-	4	-	-	-	4	3	1	-
201	17	-	-	12	18	7	-	4	-	5	-	6.0	-	-	2	-	-	-	1	2	-	-
202	46	-	-	26	26	17	-	17	-	12	-	5.8	15800	-	3	-	1	1	1	1	1	-
203	37	-	-	14	38	16	-	16	-	15	-	6.7	21300	-	1	-	-	-	3	2	-	-
204	48	-	-	17	29	17	-	17	-	12	-	6.8	22900	-	4	-	1	1	1	-	-	2
205	23	-	-	30	11	9	-	9	-	10	-	6.5	20000	-	1	-	-	-	5	-	-	-
206	54	-	-	24	15	22	-	19	-	17	-	7.2	30600	-	4	-	-	-	5	2	2	-
207	32	-	-	3	38	16	-	13	-	11	-	6.2	20500	-	7	-	4.3	87	-	-	-	8	1	-	-
208	101	-	-	16	31	46	-	39	-	36	-	6.6	23900	-	7	-	4.4	115	-	1	1	7	1	3	-
209	124	-	-	13	41	58	-	43	-	42	-	6.5	22300	-	15	-	4.0	89	-	-	-	10	9	3	-
210	34	-	-	9	44	18	-	14	-	14	-	6.8	23900	-	4	-	-	-	5	2	1	-
211	58	-	-	22	28	28	-	19	-	18	-	7.8	34300	-	8	-	4.5	100	-	-	-	7	1	1	-
212	27	-	-	11	44	16	-	14	-	12	-	6.6	18300	-	3	-	-	-	8	1	-	-
213	44	-	-	18	25	22	-	10	-	11	-	6.2	22600	-	10	-	4.1	92	-	1	1	7	-	1	-
214	97	8	-	22	33	48	1	27	-	27	-	4.1	19000	-	21	1	4.3	89	5	-	-	20	5	1	-
215	31	-	-	7	23	19	-	13	-	9	-	7.6	25600	-	10	-	4.5	104	-	-	-	8	2	3	-
216	52	-	-	6	29	31	-	9	-	10	-	7.0	29100	-	20	-	3.3	82	-	-	-	13	1	3	-
217	86	-	-	7	27	55	-	12	12	12	-	6.7	20500	-	41	-	4.3	98	-	-	-	29	6	2	-
218	25	-	-	16	12	11	-	11	-	11	-	8.1	32500	-	-	-	-	-	-	-	-	2	1	-	-
219	27	-	-	19	11	14	-	5	-	6															

Table 2. Characteristics of Housing Units and Population, by Blocks: 1970—Con.

Hinds County, Miss.

[Data exclude vacant seasonal and vacant migratory housing units. For minimum base for derived figures (percent, average, etc.) and meaning of symbols, see text]

Blocks Within Census Tracts	Percent of total population				Year-round housing units				Occupied housing units																	
	Total popu- lation	Ne- gro	In group quar- ters	Un- der 18 years	62 years and over	Total	Lack- ing some or all plumb- ing facil- ities	Units in—		Owner				Renter				1.01 or more persons per room		With room- ers, board- ers, or lodg- ers						
								One- unit struc- tures	Struc- tures of 10 or more units	Total	Lack- ing some or all plumb- ing facil- ities	Aver- age num- ber of rooms	Aver- age value (dollar- s)	Per- cent Negro	Total	Lack- ing some or all plumb- ing facil- ities	Aver- age num- ber of rooms	Aver- age con- tract rent (dollar- s)	Per- cent Negro	Total	With all plumb- ing facil- ities	One- person house- holds	With female head of family			
																								With all plumb- ing facil- ities	One- person house- holds	With female head of family
317	34	-	-	15	41	15	-	11	-	12	-	5.8	14900	-	2	-	-	-	-	-	1	1	3	1	3	
318	91	-	-	13	47	62	-	17	32	17	-	7.2	24500	-	40	-	3.7	93	-	-	1	1	38	5	1	
401	38	-	-	16	37	27	-	10	5	8	-	7.0	24800	-	10	-	4.3	164	-	-	-	-	6	-	-	
402	51	-	-	12	22	26	-	13	-	14	-	6.0	16500	-	11	-	4.1	82	-	-	-	-	9	3	3	
403	40	-	-	15	30	23	-	8	3	7	-	7.6	19400	-	14	-	4.5	83	-	-	-	-	11	1	-	
404	3	-	-	-	-	2	-	-	-	-	-	-	-	-	-	-	-	-	-	-	-	-	-	-	-	
405	75	-	1	9	17	41	1	11	-	11	-	7.0	27400	-	28	1	3.5	86	-	-	-	-	17	4	4	
406	21	-	-	10	29	14	-	9	-	8	-	6.6	16000	-	4	-	-	-	-	-	-	-	4	3	1	
407	11	-	-	18	46	5	-	4	-	4	-	-	-	-	1	-	-	-	-	-	-	-	1	2	-	
408	49	-	-	20	31	21	-	14	-	16	-	7.7	32100	-	3	-	-	-	-	-	-	-	4	2	-	
409	29	-	-	28	31	11	-	7	-	8	-	7.1	30600	-	3	-	-	-	-	-	-	-	4	1	-	
410	21	-	-	14	33	11	-	6	-	6	-	7.8	33000	-	5	-	5.2	103	-	-	-	-	5	-	1	
411	23	-	-	30	35	10	-	8	-	7	-	7.0	21000	-	9	-	-	-	-	-	-	-	3	2	-	
412	25	-	-	4	40	18	-	7	-	7	-	7.0	-	-	9	-	-	-	-	-	-	-	8	8	-	
413	36	-	-	17	44	19	-	5	-	6	-	7.3	27800	-	13	-	3.4	79	-	-	-	-	8	1	3	
414	35	-	-	23	9	15	-	9	-	7	-	7.4	28600	-	8	-	4.5	89	-	-	-	-	3	3	1	
415	41	-	-	17	34	18	-	18	-	17	-	6.8	37500	-	1	-	5.8	101	-	-	-	-	4	3	-	
416	29	-	-	7	62	19	-	16	-	14	-	6.0	26400	-	5	-	4.8	-	-	-	-	-	11	1	-	
417	43	-	-	26	23	16	-	14	-	10	-	7.7	21500	-	6	-	5.5	137	-	-	-	-	2	4	-	
418	47	-	-	6	40	25	-	18	-	11	-	5.7	18900	-	14	-	4.1	93	-	-	1	1	7	3	1	
419	24	-	-	17	42	12	-	12	-	12	-	6.4	20100	-	-	-	-	-	-	-	-	-	4	-	1	
420	379	-	84	4	4	30	-	25	-	19	-	7.2	41900	-	9	-	4.2	-	-	-	-	-	9	1	-	
16	5199	10	16	15	19	2485	30	734	761	503	7	5.8	16000	4	1720	19	3.5	93	6	80	77	989	213	193		
102	64	-	-	23	13	30	1	13	-	11	-	4.8	11300	-	18	1	4.6	84	-	-	-	-	9	1	1	
103#	15	-	-	24	24	35	-	27	-	17	-	5.5	13300	-	13	-	3.9	66	23	1	1	10	2	-		
104	79	-	-	24	18	36	-	25	-	15	-	5.6	12000	-	19	-	4.5	90	-	-	-	-	7	3	3	
105#	41	63	-	34	17	17	-	15	-	8	-	5.2	11300	40	12	-	3.8	47	67	2	2	6	3	-		
106	32	-	-	6	28	15	-	7	-	8	-	5.4	17100	-	7	-	4.7	75	-	-	-	-	4	-	1	
107	50	-	-	2	40	45	4	19	-	10	-	6.0	15400	-	18	-	4.4	76	-	-	-	-	12	6	-	
108	72	1	-	13	35	9	-	29	-	17	1	6.4	19500	-	24	2	3.8	66	-	-	-	-	2	3	-	
109	16	-	-	13	75	9	-	7	-	5	-	6.0	-	-	3	-	-	-	-	-	-	-	2	2	-	
110	202	-	-	3	9	132	-	6	121	2	-	-	-	-	111	-	3.9	158	-	-	-	-	43	5	6	
111	65	-	14	22	28	39	1	9	12	6	-	5.7	-	-	26	-	4.0	71	-	-	-	-	18	4	3	
112	109	1	31	9	41	59	2	4	26	3	-	6.7	-	-	44	1	2.7	60	-	2	2	26	6	7		
113	157	1	54	8	55	42	2	9	-	10	1	6.7	-	10	25	1	3.9	63	-	2	2	13	5	7		
114	461	1	-	3	9	330	-	19	264	17	-	5.8	26500	6	271	-	3.3	125	-	1	1	155	9	50		
115	35	-	-	14	9	20	-	7	8	6	-	7.0	10400	-	14	-	3.4	82	-	-	-	-	11	-	-	
116	64	-	-	34	14	25	1	16	-	11	1	5.6	16100	-	10	-	5.1	102	-	1	1	4	4	-		
117	40	-	-	20	13	16	-	14	-	9	-	6.0	10700	-	7	-	4.9	78	-	-	-	-	4	2	-	
118	53	-	-	13	28	21	-	19	-	15	-	5.5	12300	-	5	-	4.2	69	-	-	-	-	3	2	-	
119	22	9	-	14	27	9	-	7	-	3	-	-	-	-	6	-	4.5	65	17	-	-	-	1	-	1	
120	19	32	-	21	11	8	-	5	-	3	-	-	-	-	4	-	-	-	-	1	1	-	-	-	1	
121	62	8	-	10	34	37	3	8	1	11	1	5.7	17100	9	23	2	3.6	60	-	1	1	19	3	4		
122	67	-	-	10	33	42	-	6	4	3	-	-	-	-	33	-	4.8	72	-	-	-	-	19	7	1	
201	32	-	13	31	6	12	-	3	-	1	-	-	-	-	9	-	4.4	52	-	-	-	-	2	1	-	
204	6	-	-	-	17	2	-	-	-	-	-	-	-	-	-	-	-	-	-	-	-	-	-	-	-	-
205	134	-	-	13	17	104	-	27	-	14	-	5.8	22100	-	29	-	3.0	65	-	2	2	48	11	13		
206	50	-	20	-	54	32	-	9	-	10	-	6.5	28500	-	20	-	3.7	61	-	-	-	-	22	3	1	
207	61	-	-	3	51	49	-	4	24	4	-	-	-	-	42	-	3.1	72	-	-	-	-	35	3	2	
208	232	-	-	2	45	202	-	3	177	4	-	-	-	-	174	-	2.4	118	-	2	2	134	7	9		
209	84	-	11	7	41	52	-	8	5	11	-	6.2	20000	-	38	-	3.3	55	-	1	1	32	2	5		
210	119	-	-	8	19	89	1	20	11	9	-	5.5	21300	-	62	-	3.5	70	-	1	1	42	4	12		
211	126	87	-	33	13	46	5	17	-	10	-	6.1	9200	60	31	3	3.2	51	90	9	7	11	10	8		
212	96	97	-	52	5	24	1	14	-	7	-	5.1	9100	100	13	1	4.2	61	85	8	8	1	5	1		
213	19	-	-	16	26	10	-	4	-	4	-	-	-	-	3	-	-	-	-	-	-	-	1	1	-	
214	36	-	-	14	14	15	-	10	-	8	-	5.5	8400	-	7	-	4.3	68	-	-	-	-	5	1	1	
215	57	-	-	26	18	28	-	8	-	8	-	5.3	11300	-	19	-	3.1	71	-	4	4	11	3	3		
216	40	-	-	5	40	26	1	11	-	11	1	5.0	7900	-	13	-	3.6	54	-	-	-	-	12	3	1	
217	51	-	-	22	12	26	-	9	-	11	-	6.0	11300	-	15	-	3.6	72	-	-	-	-	7	5	1	
218	125	-	-	12	22	73	-	21	17	14	-	5.9	14800	-	53	-	3.8	85	-	2	2	28	6	3		
219	110	-	-	9	32	65	1	28	2	27	1	5.7	16700	-	33	-	3.9	71	-	1	1	29	6	1		
220	70	-	-	17	27	36	1	22	-	9	-	6.8	15700	-	24	1	4.7	70	-	-	-	-	15	4	3	
221	63	-	83	5	2	9	-	2	-	3	-	-	-	-	5	-	4.2	73	-	-	-	-	5	1	-	
222	44	-	-	14	25	21	-	10	-	6	-	6.0	27000	-	13	-	4.9	90	-	1	1	5	2	1		
224	45	-	-	16	33	22	-	12	-	9	-	8.4	38400	-	12	-	3.9	88	-	-	-	-	6	6	-	
226	601	3	91	5	1	23	-	8	-	-	-	-	-	-	22	-	4.1	56	-	1	1	7	1	-		
301	82	-	88	76	2	7	-	3	-	2	-	-	-	-	5	-	5.8	-	-	-	-	-	5	-	-	
302	31	-	-	10	16	14	-	8	-	7	-	5.6	-	-	9	-	3.9	59	-	-	-	-	3	1	-	
303	46	-	-	30	11	17	-	15	-	11	-	6.0	10900	-	9	-	3.6	77	-	1	1	4	3	-		
304	58	-	-	12	21	27																				

Table 2. Characteristics of Housing Units and Population, by Blocks: 1970—Con.

Hinds County, Miss.

[Data exclude vacant seasonal and vacant migratory housing units. For minimum base for derived figures (percent, average, etc.) and meaning of symbols, see text]

Blocks Within Census Tracts	Percent of total population					Year-round housing units				Occupied housing units														
	Total population	Negro	In group quarters	Under 18 years	62 years and over	Total	Lacking some or all plumbing facilities		Units in—		Owner				Renter			1.01 or more persons per room		With all plumbing facilities	One-person households	With female head of family	With roomers, boarders, or lodgers	
							One-unit structures	Structures of 10 or more units	Total	Lacking some or all plumbing facilities	Average number of rooms	Average value (dollars)	Percent Negro	Total	Lacking some or all plumbing facilities	Average number of rooms	Average contract rent (dollars)	Percent Negro	Total					With all plumbing facilities
17	3687	99	1	47	10	1058	75	584	15	168	4	5.5	9300	98	843	63	3.5	49	99	352	333	200	310	74
101	252	100	—	49	4	62	1	16	—	2	—	—	—	—	60	1	3.3	52	100	29	28	7	18	2
102	224	100	—	54	7	66	7	38	—	11	—	5.3	11200	100	42	3	3.6	47	100	21	20	7	17	7
103	119	100	—	41	10	34	—	32	—	9	—	5.1	9600	100	21	—	4.6	52	100	8	8	2	7	—
104	220	100	—	46	12	58	2	31	—	12	1	4.9	6400	100	45	—	3.2	45	100	21	21	8	23	5
105	193	100	—	50	11	44	—	27	—	9	—	5.3	10800	100	35	—	3.9	51	100	15	15	5	14	4
106	150	100	—	47	10	49	9	8	—	2	—	—	—	—	44	6	3.4	52	100	11	11	13	13	3
107	182	100	—	53	12	42	3	38	—	26	1	5.4	12000	100	16	2	3.7	51	100	14	14	7	18	—
108	129	100	—	43	15	45	6	31	—	12	—	5.0	8300	100	32	6	3.8	48	100	9	9	13	14	5
109	233	100	—	56	5	61	8	27	—	5	—	5.2	5700	100	55	8	2.8	48	100	32	27	11	28	3
110	152	100	—	52	10	40	3	25	—	7	—	6.0	8600	100	32	3	3.8	50	100	16	16	10	9	3
111	77	100	—	51	9	21	1	13	—	7	—	5.7	10500	100	12	1	3.9	45	100	5	5	4	2	—
112#	47	100	—	38	17	19	—	9	—	1	—	—	—	—	18	—	3.7	52	100	3	3	5	11	1
113	126	100	—	35	16	41	10	23	—	3	—	—	—	—	38	10	3.3	50	100	12	8	9	8	3
114	312	100	3	46	5	89	6	37	15	2	—	—	—	86	6	3.3	53	100	34	33	13	25	4	
115	294	100	—	49	8	80	8	38	—	4	—	—	—	73	8	3.2	52	100	36	33	20	16	5	
201	162	99	4	35	14	53	2	31	—	8	—	5.6	13000	100	43	2	3.5	50	100	9	8	11	17	5
202	77	100	—	61	3	19	—	11	—	1	—	—	—	18	—	3.0	43	100	12	12	3	8	1	
203	24	100	—	54	4	7	1	6	—	—	—	—	—	6	1	3.0	45	100	4	4	—	3	2	
204	11	9	91	—	18	1	—	—	—	—	—	—	—	—	—	—	—	—	—	—	—	—	—	—
205#	45	98	—	33	18	15	2	11	—	9	1	5.4	8100	89	6	1	4.3	60	100	3	2	6	5	—
206	142	99	—	33	14	45	—	27	—	15	—	6.0	8400	100	30	—	4.0	47	100	10	10	10	16	6
207	84	100	—	20	33	33	1	26	—	15	1	5.9	7600	100	17	—	3.9	49	100	4	4	7	7	3
208	29	100	—	21	14	13	—	7	—	1	—	—	—	12	—	2.8	38	100	1	1	2	2	1	
210	24	38	—	33	17	10	—	4	—	—	—	—	—	9	—	4.4	51	33	1	1	3	3	1	
211	27	63	—	41	22	9	—	2	—	—	—	—	—	9	—	3.8	46	44	2	2	2	3	—	
212	300	100	—	56	9	86	5	49	—	5	—	6.6	—	80	70	5	3.3	39	100	35	33	18	21	8
213	52	92	—	46	15	16	—	16	—	1	—	—	—	14	—	3.4	44	93	5	5	3	2	2	
18	3460	99	2	42	13	1140	45	851	20	112	3	5.7	11000	96	936	35	3.5	48	100	303	296	247	320	112
101	114	100	—	53	8	32	1	29	—	2	—	—	—	29	1	3.5	51	100	12	12	4	13	2	
102	99	100	—	46	13	29	—	28	—	5	—	5.4	17500	100	24	—	3.6	43	100	8	8	6	12	1
103	82	99	—	49	13	22	2	21	—	2	—	—	—	19	1	3.3	44	95	8	8	6	6	2	
104	72	100	—	44	17	25	—	24	—	2	—	—	—	23	—	3.3	44	100	8	8	8	6	3	
105	37	100	—	24	16	15	—	13	—	1	—	—	—	14	—	3.7	46	100	1	1	3	7	1	
106	131	100	—	50	11	45	11	44	—	2	—	—	—	40	11	3.3	38	100	13	11	9	15	1	
107	131	95	—	56	9	33	—	31	—	5	—	6.6	10800	100	28	—	3.8	51	96	12	12	5	13	1
108#	32	100	—	63	3	9	1	9	—	—	—	—	—	9	1	3.6	52	100	3	3	3	2	—	
109	44	100	—	43	7	14	—	13	—	—	—	—	—	14	—	3.2	50	100	5	5	2	5	2	
110	46	100	—	28	20	17	—	17	—	—	—	—	—	16	—	3.5	53	100	5	5	4	3	2	
111	86	100	—	31	19	33	2	30	—	7	—	5.1	9600	100	24	—	3.5	48	100	6	6	7	9	2
112	154	96	5	46	9	38	—	37	—	11	—	5.6	8000	100	27	—	4.5	59	100	14	14	11	5	4
113	153	100	—	35	20	43	1	40	—	9	—	5.9	8800	100	32	1	3.9	49	100	10	9	7	12	3
114	144	98	—	41	13	57	9	42	—	5	—	6.0	11400	80	50	8	3.0	44	100	14	12	23	13	1
115	234	100	—	41	9	71	1	62	—	2	—	—	—	67	1	4.0	49	100	17	17	7	24	9	
116	90	98	—	38	10	32	3	24	—	—	—	—	—	31	2	3.3	48	97	9	9	5	13	1	
117	17	100	—	18	24	6	—	4	—	—	—	—	—	6	—	4.3	52	100	1	1	—	1	3	
118	78	100	—	39	19	32	2	28	—	3	—	—	—	27	2	3.4	42	100	5	5	12	6	1	
119	341	100	—	52	8	101	3	63	—	6	1	6.5	—	100	87	1	3.4	48	100	34	33	20	34	10
120	85	99	—	54	2	20	—	7	—	2	—	—	—	18	—	3.5	47	100	11	11	2	8	1	
201#	20	100	—	20	30	9	—	5	—	1	—	—	—	8	—	4.4	43	100	1	1	3	—	3	
203#	23	100	—	22	35	8	—	8	—	3	—	—	—	5	—	4.4	45	100	1	1	2	2	—	
204	141	96	—	36	17	54	—	30	—	10	—	5.7	12600	90	35	—	3.2	44	100	12	12	11	10	9
205	50	98	—	34	18	19	—	18	—	6	—	4.8	11300	83	11	—	3.3	51	100	3	3	5	10	1
207	83	100	—	46	8	32	2	18	—	4	—	—	—	23	1	2.9	49	100	8	8	9	5	4	
208	14	86	—	50	7	5	—	5	—	1	—	—	—	6	—	4.2	52	100	—	—	2	3	1	
209	70	100	—	54	4	26	1	8	9	—	—	—	—	20	1	2.9	48	100	10	10	3	10	1	
210	9	100	—	56	8	8	—	7	—	1	—	—	—	4	—	—	—	—	—	—	2	—	2	
211	111	95	5	40	7	29	—	25	—	2	—	—	—	25	—	3.5	53	100	12	12	3	9	1	
212	70	100	—	34	20	25	—	22	—	1	—	—	—	23										

Table 2. Characteristics of Housing Units and Population, by Blocks: 1970—Con.

Hinds County, Miss.

[Data exclude vacant seasonal and vacant migratory housing units. For minimum base for derived figures (percent, average, etc.) and meaning of symbols, see text]

Blocks Within Census Tracts	Percent of total population				Year-round housing units				Occupied housing units															
	Total population	Negro	In group quarters	Under 18 years and over	Total	Lacking some or all plumbing facilities	Units in—		Owner			Renter			1.01 or more persons per room		With all plumbing facilities		With roomers, boarders, or lodgers					
							One-unit structures	Structures of 10 or more units	Total	Lacking some or all plumbing facilities	Average number of rooms	Average value (dollars)	Percent Negro	Total	Lacking some or all plumbing facilities	Average number of rooms	Average contract rent (dollars)	Percent Negro		Total	With all plumbing facilities	One-person households	With female head of family	
																								100
204	59	—	—	24	15	22	—	18	—	16	—	5.0	8600	—	6	—	4.0	55	—	1	1	5	—	1
205	48	25	—	23	10	24	—	16	—	9	—	5.1	10000	11	11	—	4.0	56	18	1	1	5	1	1
206	13	—	—	8	31	6	—	6	—	4	—	—	—	—	2	—	—	—	—	—	—	1	—	—
207	254	28	—	39	16	87	5	63	—	34	—	5.6	10100	21	45	4	3.9	55	22	16	15	16	10	3
208	44	16	—	23	21	20	—	17	—	10	—	5.3	10300	20	6	—	4.2	63	—	—	—	2	—	1
209	59	34	—	29	19	21	—	20	—	17	—	5.1	10300	29	2	—	—	—	—	2	2	1	—	—
210	69	65	—	38	9	18	—	18	—	14	—	5.4	11400	57	3	—	—	—	—	3	3	1	—	1
211	63	100	—	33	18	20	—	15	—	12	—	5.3	12800	100	8	—	3.8	50	100	4	4	2	3	1
212	65	99	12	32	14	20	—	12	—	11	—	5.4	12300	91	7	—	3.0	46	100	4	4	4	1	—
213#	56	100	—	39	13	18	—	14	—	10	—	5.5	11300	100	5	—	3.4	51	100	3	3	5	3	2
214	40	98	—	23	15	16	1	15	—	13	—	5.9	13200	100	3	—	—	—	—	—	—	5	3	1
215	50	100	—	22	22	22	—	15	—	11	—	5.7	10500	100	9	—	4.2	54	100	1	1	7	4	—
216	68	100	—	31	16	18	—	18	—	15	—	5.7	10900	100	3	—	—	—	—	4	4	2	3	1
217	44	100	—	34	—	12	—	12	—	10	—	6.3	15400	100	2	—	—	—	—	1	1	1	1	—
218	53	100	—	30	19	18	—	18	—	11	—	5.4	12700	100	6	—	5.0	57	100	2	2	2	4	—
219	33	100	—	33	9	7	—	7	—	5	—	6.8	21300	100	2	—	—	—	—	—	—	2	1	—
220	50	100	—	32	16	15	—	14	—	12	—	5.5	12600	100	3	—	—	—	—	1	1	10	3	2
221	286	80	—	36	16	88	1	85	—	69	—	5.2	10900	74	15	1	5.1	61	67	12	12	10	18	—
222	57	42	—	58	—	16	—	12	—	10	—	4.7	11000	30	2	—	—	—	—	3	3	1	—	—
223	23	44	—	26	26	11	—	11	—	8	—	4.6	11700	38	—	—	—	—	—	2	2	1	—	—
224	54	43	—	41	9	18	—	11	—	10	—	5.1	10800	60	5	—	3.2	31	—	6	6	1	4	—
225	80	—	—	9	1	63	—	61	—	—	—	—	—	—	45	—	4.0	79	—	1	1	16	1	—
301	30	23	—	23	27	16	—	12	—	4	—	—	—	—	7	—	4.1	45	29	2	2	1	3	—
302	38	90	—	26	11	17	—	3	—	2	—	—	—	—	15	—	3.1	48	87	3	3	6	3	—
303#	69	100	—	41	10	21	—	21	—	14	—	5.5	10400	100	4	—	4.3	56	100	4	4	5	3	—
304	57	100	—	44	12	15	—	15	—	11	—	5.0	11400	100	4	—	—	—	—	—	—	4	3	—
307#	78	100	—	50	8	21	—	21	—	10	—	5.0	8300	100	11	—	4.7	67	100	6	6	5	1	—
308	88	100	—	22	2	35	—	3	—	—	—	—	—	—	34	—	3.3	75	100	5	5	3	2	—
309	36	53	—	33	28	17	1	16	—	6	1	5.0	6600	17	7	—	3.4	45	71	3	3	3	2	—
310	5	—	—	20	—	3	—	—	—	—	—	—	—	—	—	—	—	—	—	—	—	—	—	—
311#	23	—	—	39	17	5	—	3	—	—	—	—	—	—	5	—	5.4	47	—	2	2	—	—	—
312	—	—	—	—	—	2	—	—	—	—	—	—	—	—	—	—	—	—	—	—	—	—	—	—
313	5	—	—	—	80	7	1	7	—	2	—	—	—	—	—	—	—	—	—	1	1	—	—	2
314	15	—	—	27	33	7	1	4	—	2	—	—	—	—	4	—	—	—	—	—	—	—	—	—
315	—	—	—	—	—	1	—	—	—	—	—	—	—	—	—	—	—	—	—	—	—	—	—	—
316	12	—	—	42	8	2	—	—	—	—	—	—	—	—	—	—	—	—	—	—	—	—	—	—
20	3695	99	1	44	7	1076	15	590	29	274	1	5.3	10600	96	749	14	3.6	50	100	315	312	175	271	29
101	225	97	—	35	10	83	—	37	4	22	—	5.3	14600	91	55	—	3.1	60	100	16	16	15	16	4
103	163	97	—	42	17	46	1	42	—	28	1	5.2	12200	89	18	—	3.9	53	100	9	9	9	11	2
104	151	96	—	42	4	40	2	34	—	15	—	4.7	9100	93	25	2	3.9	65	100	14	13	5	14	1
105	149	99	—	43	10	37	—	33	—	31	—	4.9	10000	97	6	—	3.2	48	100	11	11	4	6	—
106	121	98	—	39	8	37	—	30	—	12	—	5.7	9800	100	20	—	3.7	44	95	9	9	7	6	—
107	226	99	—	36	12	75	—	61	—	34	—	5.6	10500	94	35	—	3.4	53	100	14	14	15	19	4
108	73	100	—	33	22	28	—	23	—	16	—	5.9	10500	100	9	—	4.0	55	100	5	5	7	6	1
109	195	99	—	42	13	61	4	39	—	28	—	5.4	11800	96	31	4	2.8	49	100	16	16	14	15	2
110	198	100	—	37	11	56	1	38	—	21	—	5.4	9200	100	33	1	3.5	52	100	18	18	6	17	1
111	237	100	2	48	9	57	—	41	—	19	—	5.1	8700	95	34	—	3.8	46	100	22	22	7	20	1
112	6	100	—	33	—	1	—	—	—	—	—	—	—	—	—	—	—	—	—	—	—	—	—	—
113	205	100	—	43	5	58	—	56	—	3	—	—	—	—	52	1	4.0	63	100	20	20	7	15	1
114	210	100	—	43	4	51	2	46	—	14	—	5.2	9700	100	35	2	4.1	66	100	18	18	3	9	—
201	35	100	—	40	11	12	1	7	—	4	—	—	—	—	7	1	3.9	49	100	3	3	5	2	1
202	49	100	—	49	4	15	—	—	—	—	—	—	—	—	15	—	2.9	43	100	5	5	2	3	1
203	606	99	4	54	1	160	1	12	13	5	—	4.8	—	80	148	1	3.6	45	100	56	55	18	48	6
204	51	98	—	57	4	9	—	9	—	—	—	—	—	—	9	—	4.0	63	100	7	7	7	4	—
208	54	100	—	65	4	12	—	4	—	—	—	—	—	—	12	—	3.2	47	100	7	7	3	5	—
209	37	100	—	49	11	—	—	—	—	—	—	—	—	—	11	—	3.0	42	100	5	5	2	3	—
210	62	100	—	57	2	16	—	3	1	—	—	—	—	—	15	—	3.1	44	100	8	8	3	4	—
211	471	100	—	42	4	162	1	35	11	9	—	5.8	10700	100	147	1	3.8	44	100	35	35	34	39	2
212	171	100	—	53	5	49	—	39	—	13	—	4.4	7800	100	31	—	3.4	49	100	16	16	9	9	—
21	3656	—	2	20	20	1789	10	910	481	757	5	5.6	12200	—	753	5	3.9	108	—	43	43	390	162	71
101	40	—	—	10	45	21	—	12	—	14	—	5.4	9200	—	7	—	3.3	68	—	—	—	6	2	—
102	40	—	—	13	23	19	—	11	—	9	—	5.7	8200	—	4	—	4.1	71	—	—	—	1	1	—
103	24	—	—	8	33	11	—	8	—	6	—	5.7	9600	—	3	—	—	—	—	—	—	1	1	—
104	24	—	—	25	4	13	—	8	—	6	—	6.2	—	—	5	—	—	—	—	—	1	1	1	—
105	39	—	—	21	23	23	—	16	—	10	—	5.3	7500	—	4	—	3.8	87	—	1	1	3	3	1
106	47	—	—	21	26	18	—	15	—	14	—	5.9	11000	—	4	—	—	—	—	—	—	3	4	1
107	57	—	—	39	11	31	—	6	—	3	—	—	—	—	16	—	4.2	82	—	1	1	4	2	4
108	50	—	—	24	20	24	—	10	—	8	—	5.6	9100											

Table 2. Characteristics of Housing Units and Population, by Blocks: 1970—Con.

Hinds County, Miss.

[Data exclude vacant seasonal and vacant migratory housing units. For minimum base for derived figures (percent, average, etc.) and meaning of symbols, see text]

Blocks Within Census Tracts	Percent of total population				Year-round housing units					Occupied housing units														
	Total population	Negro	In group quarters	Under 18 years	62 years and over	Total	Units in—		Owner			Renter				1.01 or more persons per room		With all plumbing facilities	One-person households	With female head of family	With roomers, boarders, or lodgers			
							Lacking some or all plumbing facilities	Structures of 10 or more units	Total	Lacking some or all plumbing facilities	Average number of rooms	Average value (dollars)	Percent Negro	Total	Lacking some or all plumbing facilities	Average number of rooms	Average contract rent (dollars)					Percent Negro	Total	With all plumbing facilities
210	78	-	-	26	14	33	2	19	-	13	1	5.1	11300	-	18	1	4.2	75	-	2	2	9	2	1
211	55	-	-	22	33	30	-	12	-	6	-	5.3	9200	-	20	-	3.9	59	-	1	1	8	6	1
212	43	-	-	12	28	24	-	14	-	8	-	5.6	9700	-	13	-	4.1	74	-	-	-	5	2	1
213	102	-	-	28	16	47	-	18	-	18	-	5.8	9300	-	20	-	4.4	70	-	5	5	8	4	1
214	14	-	-	21	29	9	-	7	-	3	-	-	4	-	-	-	-	3	-	-
215	88	-	-	8	34	44	-	30	-	26	-	5.8	9700	-	17	-	4.3	58	-	-	-	14	1	2
216#	69	-	-	17	19	30	-	21	-	20	-	5.5	10300	-	9	-	3.3	64	-	-	-	7	3	3
217	94	-	-	21	23	39	-	27	-	22	-	5.6	10900	-	17	-	3.8	63	-	3	3	13	6	3
218	85	-	-	21	27	41	1	24	-	21	-	5.6	12000	-	16	1	4.1	66	-	1	1	8	7	1
219	66	-	-	26	20	30	-	23	-	16	-	5.8	10500	-	12	-	4.1	68	-	-	-	10	4	3
220	74	-	-	28	34	30	-	24	-	21	-	6.0	12800	-	6	-	4.3	65	-	2	2	5	2	-
221	36	-	-	39	11	10	-	10	-	9	-	6.8	13500	-	-	-	-	-	-	3	3	3	-	-
222	36	-	-	17	31	19	-	13	-	9	-	6.8	13800	-	9	-	4.7	74	-	-	-	7	3	-
301	7	-	-	14	71	4	-	...	-	...	-	-	...	-	-	-	-
302	364	-	-	19	5	179	-	18	161	13	-	6.0	17100	-	166	-	3.7	146	-	-	-	65	16	16
303	8	-	-	-	-	6	-	-	6	-	-	-	-	-	6	-	2.7	114	-	-	-	4	-	-
304	96	-	-	40	8	26	-	26	-	26	-	5.7	17900	-	-	-	-	-	-	1	1	4	3	-
305	68	-	-	32	4	24	-	21	3	20	-	5.5	16500	-	2	-	-	1	1	3	2	-
306	392	-	-	21	11	324	1	60	262	45	-	5.1	14100	-	119	1	4.0	171	-	3	3	35	6	24
307	15	-	-	7	-	7	-	7	-	5	-	5.0	17800	-	1	-	-	-	-	1	-	-
308	108	-	-	19	23	50	-	29	-	30	-	5.5	11800	-	18	-	3.7	73	-	1	1	17	4	-
309	10	-	-	10	10	4	-	...	-	...	-	-	...	-	-	-	-
310	51	-	-	22	12	21	-	15	-	13	-	5.2	15000	-	8	-	4.0	86	-	-	-	4	4	-
311	91	-	3	13	12	39	1	31	-	27	1	5.8	12800	-	11	-	4.8	88	-	1	1	8	6	-
312	52	-	-	35	2	15	-	15	-	13	-	5.8	11100	-	1	-	-	-	-	1	1	-
313	30	-	-	23	13	11	1	10	-	8	1	5.8	12000	-	2	-	-	-	-	1	2	-
314	34	-	-	27	15	10	-	8	-	8	-	6.5	12500	-	2	-	-	-	-	-	-	-
316	41	-	-	34	17	12	-	10	-	9	-	6.2	13100	-	3	-	-	1	1	1	-	-
317	32	-	-	9	28	13	-	8	-	10	-	5.9	10900	-	2	-	-	-	-	4	1	-
318	55	-	-	26	26	25	1	18	-	15	-	5.4	11700	-	7	1	4.4	91	-	3	3	9	1	1
22	3261	-	-	27	15	1262	5	1109	19	879	3	5.3	10400	-	333	2	4.5	80	-	59	59	243	130	16
101#	43	-	-	19	14	21	-	21	-	13	-	5.6	10300	-	7	-	4.9	90	-	-	-	7	-	-
102	59	-	-	32	12	24	-	18	-	12	-	5.5	10700	-	8	-	4.3	68	-	-	-	3	4	1
103	50	-	-	18	16	22	-	19	-	9	-	6.2	17800	-	13	-	4.2	70	-	-	-	6	1	-
104	54	-	-	33	13	20	-	19	-	13	-	5.8	11100	-	6	-	4.7	70	-	1	1	5	2	-
105	42	-	-	21	24	19	-	19	-	15	-	5.2	9800	-	3	-	-	-	-	6	3	1
106	31	-	-	16	29	14	-	14	-	13	-	5.8	15400	-	1	-	-	-	-	6	2	-
107	92	-	-	25	15	42	-	38	-	25	-	5.6	9700	-	14	-	5.2	82	-	1	1	10	5	-
108	66	-	-	21	17	28	-	22	-	13	-	5.8	11100	-	12	-	5.1	76	-	1	1	4	6	1
109	67	-	-	28	15	26	-	24	-	18	-	5.3	10800	-	7	-	5.3	75	-	1	1	7	2	1
110	58	-	-	19	26	27	-	22	-	18	-	5.7	10700	-	6	-	3.7	67	-	-	-	4	2	-
111	61	-	-	18	23	25	2	21	-	18	1	5.6	11300	-	7	1	3.6	69	-	-	-	3	5	1
112	84	-	-	27	17	34	-	34	-	25	-	4.9	10000	-	6	-	5.2	77	-	1	1	4	5	-
114	68	-	-	22	27	31	-	25	-	22	-	5.1	11400	-	7	-	4.7	81	-	-	-	5	5	1
114#	114	-	-	28	20	47	-	31	-	28	-	5.6	11700	-	17	-	4.4	73	-	1	1	11	5	1
116	27	4	-	11	19	14	-	11	-	12	-	5.3	12700	8	2	-	-	-	-	5	4	-
117	21	-	-	43	14	8	-	8	-	3	-	-	4	-	-	-	-	1	-	-
118#	47	-	9	13	26	20	-	16	-	10	-	5.8	10800	-	10	-	4.2	73	-	-	-	6	1	-
119	95	3	-	18	21	35	1	33	-	26	-	5.8	14500	-	9	1	5.4	93	11	2	2	4	1	1
120	44	-	14	25	14	13	-	11	-	10	-	6.1	18900	-	3	-	-	1	1	2	1	-
121	92	-	-	32	10	37	-	24	-	22	-	6.4	13700	-	13	-	4.1	83	-	4	4	12	4	-
122	69	-	-	20	23	27	-	18	-	17	-	5.6	10900	-	10	-	3.9	60	-	2	2	6	3	-
123#	129	2	-	24	10	53	-	45	-	39	-	5.2	9700	-	13	-	4.8	90	-	4	4	14	3	-
124#	164	-	-	27	10	65	-	34	19	28	-	5.6	12700	-	33	-	4.3	111	-	4	4	10	6	1
201	51	-	-	37	14	18	-	18	-	16	-	4.6	9200	-	2	-	-	1	1	5	3	-
202	73	-	-	29	12	24	-	24	-	22	-	4.7	10300	-	2	-	-	2	2	2	2	-
203	57	-	-	32	9	21	-	21	-	16	-	4.5	8600	-	4	-	-	1	1	5	1	-
204	127	-	-	32	15	45	1	45	-	36	1	4.7	7500	-	9	-	4.7	78	-	1	1	7	5	-
205#	125	-	-	28	18	50	1	49	-	34	1	4.3	6000	-	14	-	4.4	78	-	6	6	12	4	-
206	64	-	-	39	9	17	-	17	-	6	-	4.8	6700	-	11	-	4.1	60	-	6	6	-	1	-
207	114	-	-	38	11	39	-	39	-	31	-	4.4	6900	-	8	-	4.6	79	-	3	3	9	3	-
208	106	-	-	37	7	36	-	36	-	27	-	4.5	6400	-	8	-	4.0	70	-	5	5	5	6	-
209#	51	-	-	35	8	23	-	23	-	13	-	4.3	6000	-	5	-	4.8	75	-	1	1	4	2	-
210	46	-	-	44	11	14	-	14	-	10	-	4.7	6500	-	4	-	-	3	3	2	4	-
211	81	-	-	37	5	22	-	22	-	19	-	5.7	15400	-	3	-	-	2	2	-	-	-
212	25	-	-	12	24	14	-	10	-	9	-	4.9	11600	-	5	-	3.8	94	-	-	-	5	1	-
213#	62	-	-	19	10	26	-	24	-	20	-	6.1	10900	-	5	-	5.2	85	-	-	-	6	1	-
214	34	-	-	18	27	12	-	12	-	11	-	5.4	11300	-	1	-	-	-	-	6	1	-
215	103	-	-	19	20	39	-	39	-	36	-	6.1	10500	-	2	-	-	1	1	8	6	2
216	40	-	-	25	5	16	-	14	-	11	-	6.0	11800	-	4	-	-	-	-	1	1	1
217	78	-	-	31	10	27	-	23	-	22	-	5.3	10800	-	4	-	-	-	-	3	3	-

Table 2. Characteristics of Housing Units and Population, by Blocks: 1970—Con.

Hinds County, Miss.

[Data exclude vacant seasonal and vacant migratory housing units. For minimum base for derived figures (percent, average, etc.) and meaning of symbols, see text]

Blocks Within Census Tracts	Percent of total population				Year-round housing units				Occupied housing units															
	Total popu- lation	Ne- gro	In group quar- ters	Un- der 18 years and over	Total	Lack- ing some or all plumb- ing facil- ities	Units in—		Owner				Renter				1.01 or more persons per room		One- person house- holds	With female head of family	With room- ers, board- ers, or lodg- ers			
							One- unit struc- tures	Struc- tures of 10 or more units	Total	Lack- ing some or all plumb- ing facil- ities	Aver- age num- ber of rooms	Aver- age value (dol- lars)	Per- cent Negro	Total	Lack- ing some or all plumb- ing facil- ities	Aver- age num- ber of rooms	Aver- age con- tract rent (dol- lars)	Per- cent Negro				Total	With all plumb- ing facil- ities	
																								One- person house- holds
202	260	-	-	37	7	87	-	87	-	69	-	5.0	10800	-	13	-	4.6	76	-	3	3	5	7	-
203	85	-	-	35	6	28	-	28	-	17	-	4.5	6500	-	9	-	4.2	95	-	4	4	6	3	-
204	93	-	-	31	14	32	-	32	-	24	-	4.7	7100	-	7	-	4.4	89	-	4	4	4	1	2
205	29	-	-	38	7	12	-	12	-	9	-	4.6	6400	-	1	-	1	1	1	1	-
206	40	-	-	30	10	14	-	14	-	9	-	4.9	8200	-	5	-	4.2	...	-	2	2	2	1	-
207	49	-	-	35	12	14	-	14	-	10	-	4.9	7500	-	4	-	3	3	3	3	1
208	85	-	-	35	9	27	-	27	-	22	-	5.3	8600	-	3	-	4	4	2	2	-
209	85	-	-	37	6	24	-	24	-	21	-	5.0	10100	-	3	-	3	3	2	2	-
210	97	-	-	39	4	30	-	30	-	29	-	5.3	10400	-	1	-	1	1	3	3	-
211	94	-	-	36	4	31	-	31	-	28	-	5.3	10900	-	3	-	-	-	3	2	-
212	94	-	-	28	11	35	-	34	-	33	-	4.9	10100	-	2	-	-	-	7	2	-
213	107	-	-	24	6	35	-	34	-	28	-	5.6	10000	-	7	...	4.3	75	-	1	1	1	6	2
214	183	-	-	38	6	53	-	53	-	50	-	5.5	13900	-	1	-	2	2	-	3	-
215	48	-	-	23	-	17	-	17	-	14	-	5.6	17400	-	2	-	-	-	-	1	-
216	30	-	-	20	-	12	-	12	-	8	-	5.6	10900	-	4	-	-	-	2	-	-
217	29	-	-	17	7	11	-	11	-	10	-	5.9	18300	-	1	-	-	-	-	-	-
218	86	-	-	29	15	31	-	28	-	27	-	5.3	15200	-	4	-	-	-	4	3	-
24	4486	31	-	29	16	1617	14	1395	-	1221	5	6.0	16900	20	338	8	4.4	72	32	94	93	285	178	33
101	62	-	-	19	21	28	-	23	-	19	-	5.9	13000	-	7	-	4.3	89	-	-	-	6	1	-
102#	87	-	-	18	18	42	-	37	-	28	-	5.7	12200	-	10	-	4.6	68	-	-	-	10	4	-
103	78	-	-	8	39	42	-	32	-	27	-	5.4	12000	-	11	-	3.6	63	-	2	2	13	6	1
104	71	-	-	13	27	35	-	31	-	27	-	5.7	12900	-	6	-	4.2	...	-	-	-	9	8	-
105	102	-	-	25	27	46	-	41	-	35	-	5.8	16500	-	7	-	4.4	76	-	-	-	13	3	-
106	105	-	-	23	29	44	-	38	-	32	-	5.8	13800	-	11	-	4.5	69	-	3	3	12	8	1
107#	65	-	-	14	23	31	1	29	-	25	1	5.9	12600	-	6	-	6.3	87	-	-	-	8	4	1
108#	112	-	-	24	18	49	-	31	-	23	-	6.2	14300	-	22	-	4.0	78	-	-	-	9	5	-
109	79	-	-	14	37	39	-	34	-	34	-	6.0	14200	-	4	-	-	-	14	3	-
110	138	-	-	22	30	62	1	45	-	36	1	5.8	13200	-	22	-	4.3	67	-	2	2	12	7	1
111	73	-	-	14	36	31	-	31	-	30	-	5.9	19400	-	1	-	-	-	7	2	-
112	47	-	-	17	15	21	-	13	-	15	-	6.0	16900	-	6	-	4.3	85	-	-	-	5	3	-
113	45	-	-	13	36	21	-	21	-	20	-	6.1	14600	-	1	-	-	-	5	2	1
114	44	-	-	18	36	21	1	20	-	18	-	5.7	12300	-	3	-	1	1	8	3	2
115	51	-	-	16	20	25	2	13	-	15	-	5.9	15100	-	10	2	3.7	74	-	-	-	12	2	1
201	104	64	-	24	19	36	-	26	-	22	-	6.3	17200	46	13	-	4.8	93	39	3	3	11	2	3
202	84	87	-	46	7	21	-	21	-	17	-	6.0	12600	82	3	-	-	5	5	1	2	1
203	286	75	-	36	11	87	1	75	-	59	-	5.9	14300	64	26	1	4.1	69	81	8	8	11	14	10
204	52	40	-	21	35	23	-	19	-	17	-	6.4	16900	29	5	-	4.8	...	20	1	1	9	1	-
205	39	-	-	26	18	16	-	14	-	12	-	6.7	19100	-	4	-	-	-	4	-	-
206	42	-	-	12	36	22	-	13	-	13	-	6.7	15100	-	7	-	4.4	71	-	-	-	7	3	-
207	60	-	-	8	27	27	-	23	-	21	-	6.8	18600	-	5	-	5.4	...	-	-	-	6	1	-
208	56	-	-	16	32	26	-	26	-	22	-	6.6	19200	-	3	-	-	-	8	3	1
209	71	-	-	28	14	26	-	22	-	17	-	5.9	13900	-	8	-	5.5	83	-	-	-	2	3	-
210	77	5	-	34	8	26	-	26	-	21	-	6.0	14700	5	4	-	2	2	2	2	-
211	747	67	-	36	12	231	6	183	-	154	2	5.7	15100	51	69	3	4.0	63	77	29	28	30	28	7
212	73	-	-	22	29	30	-	24	-	25	-	6.4	23000	-	4	-	-	-	5	4	-
213	81	-	-	22	9	29	-	27	-	26	-	6.2	17000	-	3	-	-	-	4	2	-
214	79	-	-	20	8	29	-	29	-	26	-	6.0	16800	-	3	-	-	-	3	3	-
215	57	-	-	16	16	22	-	22	-	20	-	6.0	20500	-	1	-	-	-	-	1	-
301	97	-	-	27	12	33	-	33	-	33	-	6.0	27500	-	-	-	-	-	-	-	-	2	3	-
303	33	-	-	30	12	10	-	10	-	10	-	6.5	30900	-	-	-	-	-	-	-	-	-	-	-
304	32	-	-	9	9	13	-	13	-	12	-	5.7	23400	-	1	-	-	-	2	-	-
305	62	-	-	24	10	23	-	23	-	22	-	5.6	22600	-	-	-	-	-	-	-	-	1	5	-
306	42	-	-	19	14	14	-	14	-	14	-	6.4	29600	-	-	-	-	-	-	-	-	1	1	-
307	38	-	-	24	11	12	-	12	-	11	-	6.6	30900	-	1	-	-	-	-	1	-
308#	576	62	-	46	9	158	2	146	-	129	1	5.9	16900	50	23	1	4.5	55	87	26	26	18	22	3
309	133	-	-	29	11	37	-	37	-	36	-	6.4	22600	-	1	-	-	-	3	5	-
310#	61	-	-	12	21	28	-	24	-	19	-	5.8	13100	-	7	-	4.7	104	-	-	-	4	3	-
311	69	-	-	22	19	28	-	25	-	19	-	6.3	17900	-	8	-	4.1	76	-	-	-	5	1	-
312#	168	99	-	43	7	40	-	38	-	34	-	5.1	8400	100	5	-	4.2	37	100	11	11	4	4	-
314	66	-	-	35	2	19	-	19	-	18	-	7.1	32800	-	1	-	-	-	-	1	-
315	24	-	-	42	-	6	-	6	-	6	-	6.7	32900	-	-	-	-	-	-	-	-	-	-	-
317	8	-	-	-	25	4	-	-
318	10	-	-	30	-	4	-	-
25	3869	17	-	21	19	1826	11	816	270	684	4	5.9	12800	16	1010	7	3.8	85	7	68	68	545	215	87
101	145	-	-	23	21	71	1	33	-	29	-	5.3	8700	-	40	1	3.6	60	-	4	4	27	14	-
102	29	-	-	21	7	10	-	10	-	5	-	5.4	11500	-	5	-	5.4	77	-	-	-	1	1	-
103	74	-	-	38	20	24	-	22	-	16	-	6.3	9800	-	8	-	5.0	75	-	1	1	5	2	-
104	51	10	-	18	29	26	-	14	-	14	-	5.8	8200	-	9	-	3.0	65	22	2	2	8	3	1
105#	232	2	-	15	7	128	-	19	84	15	-	6.1	14200	7	100	-	3.4	107	-	4	4	41	8	-
106	9	100	67	11	-	2	-	-	2
107#	18	-	-	-	44	14	-	3	-	4	-	-	6	-	3.8	57	-	-	-	3	11	-
112	124	-	-																					

Table 2. Characteristics of Housing Units and Population, by Blocks: 1970—Con.

Hinds County, Miss.

[Data exclude vacant seasonal and vacant migratory housing units. For minimum base for derived figures (percent, average, etc.) and meaning of symbols, see text]

Blocks Within Census Tracts	Percent of total population				Year-round housing units				Occupied housing units																	
	Total population	Negro	In group quarters	Under 18 years	62 years and over	Total	Lacking some or all plumbing facilities	Units in—		Owner				Renter				1.01 or more persons per room		With roomers, boarders, or lodgers						
								One-unit structures	Structures of 10 or more units	Total	Lacking some or all plumbing facilities	Average number of rooms	Average value (dollars)	Percent Negro	Total	Lacking some or all plumbing facilities	Average number of rooms	Average contract rent (dollars)	Percent Negro	Total	With all plumbing facilities	One-person households	With female head of family	With roomers, boarders, or lodgers		
																									10 or more units	Total
210	72	-	-	14	22	33	-	24	-	17	-	6.1	14100	-	16	-	4.8	71	-	-	-	-	-	10	9	4
211	34	-	-	35	18	14	-	14	-	7	-	6.0	12000	-	6	-	4.8	73	-	1	1	-	-	2	1	1
212	17	-	-	-	35	7	-	4	-	4	-	-	3	-	-	-	-	-	-	1	-	-
213	11	-	-	9	18	6	-	4	-	3	-	-	2	-	-	-	-	-	-	4	3	-
214	23	-	-	22	39	11	-	9	-	8	-	6.0	9500	-	7	-	4.3	71	-	-	-	-	-	6	2	1
215	31	-	-	19	23	17	-	7	-	7	-	5.3	11700	-	19	-	3.3	59	-	-	-	-	-	10	-	-
216	42	-	-	10	14	26	2	9	-	4	-	-	9	2	3.8	61	-	3	3	-	-	6	1	-
217#	36	-	-	36	25	15	-	9	-	6	-	4.7	...	-	9	-	-	-	-	-	-	2	2	1
218	25	-	-	8	36	13	-	9	-	9	-	5.4	13000	-	3	-	-	-	-	-	-	6	2	-
301#	31	-	-	7	32	14	-	8	-	7	-	5.9	13900	-	6	-	4.2	78	-	-	-	-	-	2	1	2
302	143	-	-	12	3	84	-	2	80	-	-	-	-	-	79	-	3.1	107	-	4	4	-	31	9	1	
303	28	-	-	7	25	12	-	7	-	7	-	5.9	9200	-	5	-	2.8	93	-	-	-	-	3	1	-	
304	35	-	-	11	31	19	-	12	1	8	-	6.4	12800	-	9	-	4.1	87	-	-	-	-	4	2	-	
305	63	-	-	19	29	32	-	24	-	20	-	5.9	13400	-	8	-	4.1	83	-	1	1	-	10	1	3	
306	23	-	-	17	22	13	-	8	1	3	-	-	8	-	3.5	76	-	1	1	-	2	2	-	
307	39	-	-	26	31	16	-	11	-	9	-	5.8	10600	-	5	-	4.0	71	-	-	-	-	2	2	-	
308	25	-	-	20	36	14	-	7	-	6	-	5.2	...	-	7	-	3.7	72	-	-	-	-	7	1	-	
309#	32	-	-	9	41	14	1	8	-	6	1	5.7	11300	-	8	-	3.9	68	-	-	-	-	4	1	-	
310	54	-	-	4	20	24	-	9	-	10	-	6.4	12600	-	13	-	4.8	70	-	-	-	-	5	3	2	
311	77	-	-	3	44	61	-	6	2	1	-	-	56	-	3.9	80	-	-	-	-	40	6	-	
312	65	-	-	22	37	38	-	28	-	22	-	5.5	11600	-	12	-	3.8	62	-	2	2	-	17	2	-	
313	77	-	-	26	30	37	-	16	-	19	-	6.2	11300	-	14	-	3.4	57	-	1	1	-	15	1	1	
314	50	-	-	10	20	31	-	8	-	8	-	5.8	14300	-	20	-	3.5	66	-	-	-	-	15	4	-	
315	164	-	-	13	6	88	2	10	51	9	1	5.2	10800	-	77	1	3.2	103	-	1	1	-	31	3	2	
316	87	3	-	15	22	44	1	21	1	18	-	5.9	15400	-	23	1	3.9	64	4	-	-	-	11	5	2	
317	101	-	-	16	27	47	-	31	-	25	-	6.0	13300	-	17	-	4.5	69	-	-	-	-	12	5	4	
318	77	-	-	20	20	36	-	13	-	16	-	5.5	14200	-	17	-	3.2	66	-	-	-	-	9	5	2	
319	55	-	-	7	27	26	-	18	-	18	-	6.1	13800	-	7	-	4.0	69	-	1	1	-	6	8	1	
320	123	-	-	32	14	48	1	34	-	31	1	6.1	12700	-	15	-	4.5	69	-	1	1	-	11	5	1	
321	85	-	-	9	28	50	1	34	-	25	1	5.9	12500	-	17	-	4.2	76	-	-	-	-	11	5	1	
322	84	-	-	18	29	47	-	25	-	21	-	5.3	10800	-	21	-	3.8	70	-	1	1	-	16	7	2	
26	5106	99	29	30	8	1130	18	706	12	232	1	5.8	12200	97	823	13	3.5	50	99	303	299	201	275	88		
101	71	99	-	30	9	27	2	15	-	6.2	9600	83	17	1	3.6	57	100	4	4	-	7	3	2	
102	50	88	-	30	14	26	-	15	-	7	-	5.7	9500	71	10	-	4.4	70	100	2	1	-	4	4	3	
103	38	97	-	42	3	12	-	11	-	5	-	5.6	10300	80	6	-	4.5	68	100	1	1	-	1	2	2	
104	90	100	-	38	3	27	1	15	-	7	-	5.9	8700	100	18	-	3.8	58	100	6	6	-	3	3	6	
105	304	97	6	35	9	88	1	78	-	32	1	6.4	12300	94	51	-	3.9	52	96	14	14	-	12	15	9	
106	291	100	2	44	10	82	-	65	-	19	-	5.5	10000	100	61	-	3.3	44	100	30	30	-	14	28	7	
107	178	99	-	54	4	45	-	13	-	1	-	41	-	3.0	40	100	23	23	-	4	14	3	
108	175	100	-	52	6	43	-	8	-	1	-	41	-	3.4	44	100	22	22	-	4	15	7	
109	191	98	-	47	4	47	3	37	-	4	-	43	3	3.3	50	98	19	19	-	4	15	-	
110	121	98	-	25	12	40	-	35	-	18	-	5.4	11100	100	19	-	3.3	44	100	8	8	-	3	7	2	
111	89	100	-	39	8	37	-	35	-	4	-	25	-	3.0	41	100	9	9	-	6	8	1	
112	150	100	-	47	11	39	-	28	-	6	-	5.5	11000	100	32	-	3.2	53	100	16	16	-	5	9	2	
113	385	100	2	36	14	121	-	61	-	26	-	5.2	11100	100	92	-	3.6	48	100	28	28	-	27	28	13	
201	93	100	7	16	28	34	3	26	-	13	-	5.8	15800	100	18	2	3.6	47	100	4	3	-	6	7	1	
202#	56	100	9	29	27	20	-	18	-	11	-	5.6	12600	100	9	-	4.7	63	100	2	2	-	7	3	5	
203	45	100	-	38	24	18	-	15	-	5	-	6.4	21800	100	13	-	3.7	50	100	3	3	-	2	1	1	
204	26	100	-	15	42	11	-	10	-	7	-	6.1	29500	100	2	-	1	1	-	2	1	3	
205	79	100	18	33	22	23	-	17	-	8	-	5.5	12700	100	14	-	3.7	53	100	4	4	-	4	8	1	
206	1533	100	92	6	1	37	-	17	10	9	-	7.0	11900	100	27	-	3.4	51	100	7	7	-	10	9	3	
207#	168	100	-	47	11	48	4	34	-	7	-	6.4	8700	100	40	4	3.3	49	100	18	15	-	10	13	-	
208	127	100	-	40	12	33	2	18	-	8	-	4.5	8600	100	24	2	3.3	46	100	11	11	-	8	8	3	
209	232	100	-	44	12	73	1	32	2	8	-	5.8	9600	100	60	-	3.7	52	100	17	17	-	18	16	4	
210	599	100	-	43	10	192	1	96	-	18	-	5.6	10100	100	157	1	3.2	53	100	54	54	-	34	54	9	
211	15	20	-	27	20	7	-	7	-	2	-	3	-	-	-	-	-	-	2	-
27	3046	77	1	36	14	1101	53	484	96	152	5	5.3	10900	49	852	39	3.5	55	71	208	203	289	218	83		
102	40	100	-	25	8	12	-	12	-	2	-	8	-	4.3	43	100	3	3	-	1	1	5	
103	113	100	-	41	17	30	5	29	-	1	-	26	5	3.4	41	100	11	9	-	6	12	2	
104	11	100	-	9	64	8	-	8	-	1	-	6	-	3.0	35	100	-	-	-	3	1	-	
105	88	100	-	47	11	22	3	18	-	3	-	19	3	3.7	44	100	8	8	-	7	3	2	
106	32	97	-	50	16	9	-	6	-	1	-	7	-	3.6	56	86	3	3	-	6	1	1	
108	98	-	-	17	28	64	2	17	-	17	-	5.5	9400	-	37	2	3.0	59	-	3	3	-	30	1	1	
109	24	-	-	13	46	13	-	12	-	8	-	5.5	14800	-	5	-	3.6	...	-	-	-	-	5	3	1	
110	16	-	-	13	31	8	2	3	-	2	-	4	-	-	1	1	-	-	1	1	1
112	5	-	-	-	40	5	-	1	-	-	-	3	-	-	-	-	-	-	-	-	-
113	3	-	-	-	-	3	-	-	-	-	-	-	-	-	-	-	-	-	-	-	-
202#	193	98	-	35	15	74	-	37	-	7	-	63	-	3.7	57	98	11	11	-	24	18	14	
214	97	-	-	38	12	70	-	35	-																	

Table 2. Characteristics of Housing Units and Population, by Blocks: 1970—Con.

Hinds County, Miss.

[Data exclude vacant seasonal and vacant migratory housing units. For minimum base for derived figures (percent, average, etc.) and meaning of symbols, see text]

Blocks Within Census Tracts	Percent of total population					Year-round housing units				Occupied housing units														
	Total population	Negro	In group quarters	Under 18 years	62 years and over	Total	Units in—		Owner			Renter				1.01 or more persons per room		With roomers, boarders, or lodgers						
							Lacking some or all plumbing facilities	Structures of 10 or more units	Total	Lacking some or all plumbing facilities	Average number of rooms	Average value (dollars)	Percent Negro	Total	Lacking some or all plumbing facilities	Average number of rooms	Average contract rent (dollars)	Percent Negro	Total	With all plumbing facilities	One-person households	With female head of family		
																								One-unit structures
312	17	6	—	18	12	10	1	—	1	—	—	—	—	8	1	3.0	63	13	—	—	3	2	—	
313	84	38	10	31	18	30	1	11	6	—	5.7	6600	17	23	1	3.3	51	26	2	2	11	4	3	
314	77	20	7	16	30	43	1	7	6	1	5.2	—	—	32	—	3.1	56	19	3	3	19	5	1	
315#	26	31	—	8	39	11	—	2	1	—	—	—	—	9	—	3.8	83	44	—	—	2	3	5	
28	829	62	23	19	28	330	30	81	138	14	1	6.3	30400	14	293	27	2.9	77	44	51	43	159	50	51
101	19	—	—	—	58	20	—	4	—	—	—	—	—	11	—	4.5	63	—	—	—	7	5	1	
104	22	—	—	—	73	19	1	4	—	3	—	—	—	14	1	3.4	63	—	—	—	13	3	—	
107	10	—	—	—	30	8	—	5	—	3	—	—	—	3	—	—	—	—	—	—	2	1	2	
111	5	—	—	—	40	5	1	5	—	1	—	—	—	4	—	—	—	—	—	—	5	—	—	
112	39	—	—	15	3	22	6	—	20	—	—	—	—	22	6	3.2	66	—	—	9	6	11	2	9
116	24	4	100	4	4	—	—	—	—	—	—	—	—	—	—	—	—	—	—	—	—	—	—	—
204	16	6	—	6	31	6	—	3	—	1	—	—	—	5	—	3.8	—	—	—	1	1	2	—	2
206	2	—	—	—	—	2	—	—	—	—	—	—	—	—	—	—	—	—	—	—	—	—	—	—
208	1	—	—	—	—	1	—	—	—	—	—	—	—	—	—	—	—	—	—	—	—	—	—	—
215	113	66	100	—	80	—	—	—	—	—	—	—	—	—	—	—	—	—	—	—	—	—	—	—
216	38	82	100	—	79	—	—	—	—	—	—	—	—	—	—	—	—	—	—	—	—	—	—	—
306	3	—	—	—	—	3	—	—	—	—	—	—	—	—	—	—	—	—	—	—	—	—	—	—
309	4	—	—	—	—	3	—	—	—	—	—	—	—	—	—	—	—	—	—	—	—	—	—	—
312	6	—	—	—	50	3	—	—	—	—	—	—	—	—	—	—	—	—	—	—	—	—	—	—
314	223	99	4	39	12	79	13	21	2	—	—	—	—	75	13	2.9	44	99	24	22	27	25	14	
315	194	38	—	11	15	129	2	27	89	3	—	—	—	119	1	2.7	107	21	6	6	82	5	14	
316	110	100	6	35	14	30	4	11	1	—	—	—	—	29	3	3.4	51	100	11	8	2	8	9	
29	1495	84	1	42	12	540	46	369	—	109	4	5.0	9500	67	360	19	3.5	44	84	118	113	142	109	47
102	4	—	—	—	—	2	—	—	—	—	—	—	—	—	—	—	—	—	—	—	—	—	—	—
103	47	—	23	32	28	19	—	18	—	11	—	5.9	10800	—	6	—	3.8	61	—	—	1	1	7	2
104	97	86	—	45	14	31	1	12	—	2	—	—	—	27	1	3.4	40	93	9	9	5	11	3	
106	34	100	—	38	—	12	—	2	—	—	—	—	—	12	—	3.1	45	100	3	3	2	—	1	
108	9	100	—	56	—	1	—	—	—	—	—	—	—	—	—	—	—	—	—	—	—	—	—	
203	1	—	—	—	—	3	—	—	—	—	—	—	—	—	—	—	—	—	—	—	—	—	—	—
205	7	14	—	—	29	10	—	—	—	—	—	—	—	6	—	3.2	58	17	—	—	5	—	—	
207	2	—	—	—	—	4	—	—	—	—	—	—	—	—	—	—	—	—	—	—	—	—	—	—
215	3	—	—	—	—	2	—	—	—	—	—	—	—	—	—	—	—	—	—	—	—	—	—	—
305	59	100	—	46	3	17	—	—	—	—	—	—	—	16	—	3.0	45	100	4	4	4	2	2	
308	7	14	—	29	14	4	—	—	—	—	—	—	—	—	—	—	—	—	—	—	—	—	—	
309	10	—	—	10	20	7	—	5	—	1	—	—	—	2	—	—	—	—	—	—	—	—	—	
310	98	76	—	44	10	36	—	32	—	8	—	5.9	28500	25	25	—	3.7	42	76	8	8	14	6	2
407	201	98	—	46	14	59	8	52	—	27	—	4.6	5700	93	28	4	3.5	38	100	16	15	12	18	3
408	29	90	—	48	7	9	1	9	—	4	—	—	—	4	—	—	—	—	—	2	2	1	3	2
409	156	100	—	43	9	50	5	41	—	12	1	4.8	9100	100	32	3	3.5	40	100	14	13	14	10	7
410	48	90	—	38	13	21	2	21	—	7	1	3.7	9200	100	9	—	3.2	38	78	4	4	6	4	2
411	9	56	—	22	33	5	—	5	—	2	—	—	—	2	—	—	—	—	—	—	—	—	—	—
412	37	100	—	60	5	7	—	6	—	—	—	—	—	7	—	4.3	46	100	5	5	—	1	1	
414	10	100	—	70	—	6	4	6	—	—	—	—	—	3	—	—	—	—	—	—	—	—	—	
415	32	100	—	47	6	8	1	8	—	4	—	—	—	4	—	—	—	—	—	4	4	3	1	
416	1	—	—	—	—	4	—	—	—	—	—	—	—	—	—	—	—	—	—	—	—	—	—	
418	4	—	—	—	—	3	—	—	—	—	—	—	—	—	—	—	—	—	—	—	—	—	—	
420	2	—	—	—	—	3	—	—	—	—	—	—	—	—	—	—	—	—	—	—	—	—	—	
422	2	—	—	—	—	2	—	—	—	—	—	—	—	—	—	—	—	—	—	—	—	—	—	
501	7	—	—	57	14	3	—	—	—	—	—	—	—	—	—	—	—	—	—	—	—	—	—	
502	70	14	—	43	6	24	1	14	—	2	—	—	—	20	1	4.3	58	15	4	3	4	6	6	
504	6	—	—	17	33	4	—	—	—	—	—	—	—	—	—	—	—	—	—	—	—	—	—	
505	46	100	—	28	35	16	3	8	—	1	—	—	—	15	3	2.9	42	100	4	2	6	4	3	
506	13	100	—	54	15	4	—	—	—	—	—	—	—	—	—	—	—	—	—	—	—	—	—	
508	8	100	—	75	—	1	—	—	—	—	—	—	—	—	—	—	—	—	—	—	—	—	—	
510	11	100	—	36	27	3	—	—	—	—	—	—	—	—	—	—	—	—	—	—	—	—	—	
512	24	100	—	42	17	10	3	10	—	4	—	—	—	4	—	—	—	—	—	1	1	3	3	
513	40	98	—	65	3	9	—	7	—	1	—	—	—	8	—	3.1	43	100	5	5	2	3	1	
514	52	100	—	42	6	24	4	23	—	1	—	—	—	19	—	3.2	40	100	5	5	9	3	3	
517	65	100	—	28	11	27	—	19	—	4	—	—	—	21	—	3.3	45	100	2	2	4	7	—	
518	100	100	—	44	9	29	1	21	—	8	—	6.4	4400	100	21	1	3.6	45	100	8	8	7	9	3
519	42	100	—	71	5	8	—	1	—	—	—	—	—	6	—	3.5	47	100	4	4	—	3	—	
520	80	100	—	33	18	41	6	20	—	—	—	—	—	34	1	3.1	41	100	5	5	13	7	2	
522	20																							

Table 2. Characteristics of Housing Units and Population, by Blocks: 1970—Con.

Hinds County, Miss.

[Data exclude vacant seasonal and vacant migratory housing units. For minimum base for derived figures (percent, average, etc.) and meaning of symbols, see text]

Blocks Within Census Tracts	Percent of total population				Year-round housing units				Occupied housing units																
	Total population	Negro	In group quarters	Under 18 years	62 years and over	Total	Units in—		Owner				Renter				1.01 or more persons per room		With roomers, boarders, or lodgers						
							Lacking some or all plumbing facilities	Structures of 10 or more units	Total	Lacking some or all plumbing facilities	Average number of rooms	Average value (dollars)	Percent Negro	Total	Lacking some or all plumbing facilities	Average number of rooms	Average contract rent (dollars)	Percent Negro	Total	With all plumbing facilities	One-person households	With female head of family			
																									One-unit structures
203#	47	-	-	23	38	21	-	12	-	9	-	5.8	9000	-	10	-	3.7	56	-	2	2	6	4	-	
204	53	-	-	19	26	24	3	17	-	12	1	5.5	9600	-	12	2	3.8	58	-	-	-	7	2	-	
205#	73	-	-	19	30	37	2	15	-	15	-	5.2	9700	-	17	1	3.6	66	-	-	-	7	4	1	
206	97	-	-	18	28	50	2	25	-	24	1	5.3	8800	-	23	1	3.4	56	-	-	-	15	3	-	
207#	75	-	-	25	19	32	-	21	1	16	-	5.4	9300	-	15	-	3.9	63	-	1	1	7	5	-	
208	41	-	-	12	32	23	2	14	-	13	1	5.3	9000	-	10	1	2.8	58	-	-	-	9	2	-	
209	65	-	-	14	28	33	-	20	-	11	-	5.6	12400	-	22	-	3.9	64	-	-	-	12	2	-	
210#	67	-	-	13	36	31	-	22	-	20	-	5.5	10600	-	9	-	3.1	61	-	1	1	7	2	-	
211	98	-	-	20	27	39	1	27	-	21	-	5.5	12700	-	18	1	3.6	61	-	5	5	12	5	1	
212	61	-	-	33	18	25	2	16	-	12	-	5.7	9400	-	9	1	3.9	58	-	1	1	4	2	1	
214#	50	-	-	42	16	17	1	7	-	4	-	12	1	3.8	43	-	4	3	3	3	-	
215	32	-	-	44	16	12	-	12	-	1	-	11	-	4.1	43	-	2	2	5	4	-	
216	94	-	45	17	53	20	-	13	-	9	-	5.6	10800	-	9	-	3.7	51	-	-	-	2	2	-	
217#	33	-	-	24	-	29	-	29	-	4	-	-	13	-	4.0	104	-	1	1	3	-	-	
218	14	-	-	14	43	6	-	6	-	4	-	-	1	-	-	-	-	1	2	-	
303	143	-	-	20	9	67	-	4	-	59	-	3.9	...	-	8	-	3.8	93	-	4	4	19	2	-	
306	8	-	-	38	-	2	-	-	
309	9	-	-	44	-	3	-	-	
310	30	-	-	23	-	11	-	11	-	11	-	5.9	23900	-	-	-	-	-	-	-	-	1	-	-	
311	103	-	-	25	11	40	-	40	-	29	-	5.6	16400	-	9	-	5.9	98	-	-	-	6	2	-	
312	43	-	-	23	5	16	-	16	-	10	-	5.9	14100	-	6	-	5.5	98	-	1	1	1	3	1	
313	48	-	-	27	6	14	-	14	-	10	-	5.2	11000	-	4	-	-	2	2	1	2	-	
314	41	-	-	42	7	12	-	12	-	8	-	6.3	11900	-	4	-	-	-	-	1	1	-	
315	34	-	-	27	3	12	-	12	-	8	-	5.8	10600	-	4	-	-	-	-	1	1	-	
316	27	-	-	48	4	9	-	9	-	8	-	5.6	9700	-	1	-	-	-	-	1	3	-	
317	156	-	-	36	4	49	-	49	-	36	-	5.2	11000	-	12	-	5.1	79	-	4	4	5	6	4	
318	120	-	-	32	16	44	-	44	-	25	-	4.9	10600	-	14	-	5.4	81	-	2	2	2	8	1	
319	107	-	-	22	17	44	-	44	-	35	-	5.5	11100	-	7	-	5.0	89	-	2	2	2	4	4	
320	51	-	-	20	18	21	-	19	-	16	-	5.6	10300	-	4	-	-	-	-	3	5	3	
31	3737	99	6	36	11	1044	22	711	60	402	10	5.3	10200	100	599	12	3.6	55	98	243	233	174	230	78	
101	286	95	68	8	1	39	-	5	34	-	-	-	-	-	36	-	4.2	75	75	4	4	9	1	7	
102	109	100	-	27	13	33	-	21	-	13	-	5.9	13000	100	17	-	3.8	61	100	8	8	2	7	-	
103	106	100	-	31	14	33	-	25	-	13	-	5.8	7800	100	19	-	3.5	70	100	6	6	7	9	-	
104	154	99	4	21	13	63	1	31	13	14	-	5.5	9100	93	45	1	3.2	70	100	5	4	23	10	8	
105#	127	100	2	32	15	34	-	29	-	18	-	5.6	11400	100	13	-	4.2	58	100	8	8	5	7	-	
106	141	99	6	43	3	36	2	25	-	9	-	5.6	8900	100	26	2	3.9	62	100	12	10	5	8	5	
107	88	100	-	43	13	26	-	19	-	9	-	5.4	10900	100	15	-	3.8	48	100	6	6	5	7	3	
108	164	100	-	45	13	46	-	27	-	8	-	5.8	8400	100	35	-	3.2	45	100	16	16	6	10	1	
109	141	100	-	36	11	38	1	30	-	17	-	5.5	12400	100	19	1	4.4	61	100	7	7	3	8	4	
110	89	100	-	33	17	24	-	24	-	14	-	5.4	11800	100	10	-	4.5	41	100	6	6	2	7	5	
111	53	100	-	40	11	14	-	7	-	5	-	3.8	...	100	9	-	3.6	49	100	6	6	2	5	1	
112	73	100	-	37	12	19	-	13	-	8	-	5.3	7500	100	11	-	3.8	56	100	6	6	-	7	3	
113	103	100	-	48	14	22	-	17	-	8	-	5.5	10800	100	14	-	4.3	51	100	8	8	1	8	-	
115	113	100	-	36	14	37	-	18	-	5	-	5.4	8200	100	32	-	3.1	40	100	10	10	10	18	-	
116	30	100	-	30	33	11	1	9	-	8	1	5.3	8000	100	3	-	-	1	1	3	1	-	
117#	40	100	20	38	5	8	-	5	-	3	-	-	5	-	3.8	53	100	2	2	2	4	1	
118	59	100	-	48	9	15	-	15	-	4	-	-	11	-	4.7	53	100	2	2	1	4	1	
120	94	98	-	33	7	34	-	17	-	4	-	-	30	-	3.3	46	100	6	6	6	4	1	
121	35	100	-	40	6	8	-	6	-	5	-	6.0	15000	100	3	-	-	2	2	2	3	1	
122	45	100	-	36	24	17	-	17	-	7	-	5.3	8700	100	7	-	4.3	55	100	2	2	3	2	1	
124	208	100	6	43	3	70	-	22	13	11	-	5.2	7000	100	53	-	3.1	60	100	18	18	20	16	4	
125	55	100	-	18	24	27	-	13	-	10	-	5.0	6900	100	16	-	3.7	62	100	2	2	10	4	1	
126	52	100	-	60	10	11	-	10	-	7	-	5.9	6900	100	4	-	-	4	4	-	2	-	
201	100	100	-	38	17	32	1	26	-	12	-	5.4	10300	100	19	1	3.6	49	100	5	4	7	9	3	
202	63	100	-	33	16	24	-	17	-	9	-	5.6	10700	100	11	-	3.4	44	100	5	5	6	1	-	
203	68	100	-	37	12	19	1	16	-	9	1	5.7	16100	100	8	-	3.8	54	100	4	4	3	3	2	
204	77	100	-	51	-	17	-	16	-	9	-	5.1	8200	100	7	-	4.3	59	100	4	4	-	2	-	
205	155	100	-	39	16	40	1	36	-	26	-	4.8	8200	100	14	1	3.4	51	100	11	11	2	10	2	
206	60	100	-	38	13	17	2	13	-	8	1	5.4	15800	100	9	1	3.8	58	100	5	4	3	4	2	
207	44	100	-	27	14	15	-	15	-	12	-	5.0	6800	100	3	-	-	3	3	4	1	-	
208	79	100	-	38	17	25	3	19	-	12	1	5.4	9900	100	12	2	3.3	43	100	6	5	7	9	-	
209	64	98	-	41	16	17	-	15	-	11	-	5.1	9300	100	6	-	4.7	51	83	2	2	2	2	3	
210	38	100	-	45	18	13	-	10	-	10	-	5.4	7500	100	3	-	-	3	3	4	1	1	
211	194	100	-	47	8	43	4	30	-	18	3	4.4	8400	100	25	1	3.6	47	100	18	16	4	12	3	
212	70	100	-	40	16	21	1	13	-	9	1	4.6	10200	100	11	-	3.5	45	100	7	7	3	4	1	
213	110	100	-	46	3	25	4	20	-	14	2	5.2	11900	100	11	2	3.5	56	100	12	10	1	5	1	
215	5	-	-	60	-	1	-	-	
218	72	100	-	36	14	19	-	18	-	16	-	5.1	11900	100	3	-	-	3	3	1	4	-	
219	25	100	-	12	24	9	-	8	-	7	-	5.7	16600	100	2	-	-	-	-	3	-	1	-
221	30	100	-	60	3	6	-	5	-	3	-	-	3	-	-	1	1	-	4	-	
222#																									

Table 2. Characteristics of Housing Units and Population, by Blocks: 1970—Con.

Hinds County, Miss.

[Data exclude vacant seasonal and vacant migratory housing units. For minimum base for derived figures (percent, average, etc.) and meaning of symbols, see text]

Blocks Within Census Tracts	Percent of total population					Year-round housing units					Occupied housing units													
	Total population	Negro	In group quarters	Under 18 years	62 years and over	Total	Lacking some or all plumbing facilities	Units in—			Owner			Renter			1.01 or more persons per room		With roomers, boarders, or lodgers					
								One-unit structures	Structures of 10 or more units	Total	Lacking some or all plumbing facilities	Average number of rooms	Average value (dollars)	Percent Negro	Total	Lacking some or all plumbing facilities	Average number of rooms	Average contract rent (dollars)	Percent Negro	Total	With all plumbing facilities	One-person households	With female head of family	
																								With roomers, boarders, or lodgers
115	91	99	—	52	9	21	—	17	—	8	—	5.5	15800	100	12	—	3.6	48	100	7	7	2	6	3
116	127	100	—	52	5	30	—	15	—	5	—	4.6	...	100	24	—	3.3	51	100	13	13	2	9	3
117	47	100	—	43	11	14	—	10	—	6	—	5.7	11800	100	8	—	3.8	66	100	3	3	1	3	1
118	131	100	—	47	6	34	—	21	—	7	—	5.7	8000	100	25	—	3.6	50	100	12	12	3	8	4
119	53	100	—	25	19	18	—	14	—	9	—	5.7	8400	100	9	—	4.0	58	100	2	2	3	5	—
120	61	100	—	31	20	22	1	11	—	8	—	5.0	10600	100	14	1	3.3	48	100	4	4	5	7	2
201	51	94	—	31	20	15	1	15	—	13	1	6.0	10400	77	2	—	2	2	4	3	—
202	21	100	—	10	38	11	1	11	—	7	1	5.3	15300	100	4	—	—	—	4	1	—
203	101	100	—	51	4	30	1	9	—	4	—	25	—	3.0	48	100	11	11	5	7	—
204	63	100	—	48	—	14	—	7	—	2	—	10	—	3.4	46	100	8	8	1	5	—
205	125	100	6	39	9	31	—	24	—	14	—	5.5	11800	100	15	—	4.1	53	100	10	10	3	7	1
206	195	100	—	45	8	52	6	33	—	20	3	5.4	10200	100	30	3	3.9	45	100	13	11	8	10	5
207	41	100	—	54	12	9	—	4	—	3	—	5	—	3.6	45	100	4	4	1	2	—
208	44	100	—	64	—	8	—	3	—	—	—	8	—	3.5	55	100	5	5	2	1	—
209	161	100	—	50	6	34	—	24	—	17	—	5.4	8900	100	16	—	3.6	63	100	15	15	—	11	3
210	200	97	—	47	6	47	3	32	—	25	3	4.6	8000	88	18	—	3.4	46	100	21	19	4	11	2
211	112	100	—	55	4	25	1	5	—	3	—	20	1	3.4	49	100	14	14	1	6	—
212	69	87	13	19	9	23	—	7	13	6	—	4.5	9200	100	15	—	2.7	71	100	5	5	1	2	4
213	57	100	—	39	16	12	—	11	—	7	—	5.1	7900	100	5	—	4.8	57	100	4	4	1	3	2
214	37	100	—	27	38	15	—	11	—	6	—	5.3	18100	100	8	—	3.4	44	100	3	3	4	3	1
215	124	100	—	45	7	36	3	30	—	23	1	5.9	15300	100	11	—	3.5	55	100	5	5	8	4	2
218	8	100	—	13	13	3	—	—	—	—	—	—	—	—	—	—	—	—
219	8	100	—	75	—	2	—	—	—	—	—	—	—	—	—	—	—	—
220	57	100	—	49	9	21	—	13	—	6	—	4.0	9200	100	10	—	3.6	49	100	5	5	3	3	1
221	82	100	—	40	15	27	—	19	—	14	—	4.8	9300	100	12	—	3.7	49	100	5	5	6	3	3
222	143	100	—	48	8	39	1	33	—	25	—	4.7	14500	100	9	—	4.3	54	100	13	13	8	6	—
33	6749	1	1	39	5	2056	13	1904	135	1691	6	5.7	17400	—	244	5	4.7	127	2	83	77	105	117	12
102	63	—	—	35	3	18	—	18	—	17	—	5.9	18300	—	—	—	—	—	—	—	—
103	225	—	—	34	6	103	1	68	32	48	—	5.6	17500	—	26	—	4.3	134	—	1	1	7	3	2
104	116	—	—	41	3	31	—	31	—	28	—	5.4	14500	—	3	—	5	5	—	—	—
105	30	—	—	33	10	8	—	8	—	8	—	5.4	19200	—	—	—	—	—	—	1	—
106	32	—	—	28	25	11	—	11	—	11	—	5.5	21100	—	—	—	—	—	—	2	—
107	36	—	—	42	8	10	—	10	—	9	—	5.9	22100	—	1	—	—	—	—	—	—
108	28	—	—	32	7	10	—	10	—	10	—	5.2	21500	—	—	—	—	—	—	—	—
109	33	—	—	49	—	9	—	9	—	9	—	5.9	23500	—	—	—	—	—	—	1	—
110	100	—	—	37	3	31	—	31	—	31	—	5.5	19500	—	—	—	—	—	—	1	3
111	102	—	—	41	4	30	—	30	—	28	—	5.7	18400	—	1	—	2	2	2	2	—
112#	266	—	—	38	5	99	—	55	44	51	—	5.5	17400	—	32	—	3.9	170	—	4	4	4	9	1
113	40	—	—	40	—	12	—	12	—	11	—	5.3	19000	—	—	—	—	—	—	—	—
114	39	—	—	33	3	11	—	11	—	10	—	5.3	18300	—	—	—	1	1	—	—	—
115	216	—	—	42	4	61	—	61	—	54	—	5.6	18900	—	6	—	5.7	131	—	1	1	3	2	—
116	54	—	—	37	6	17	—	17	—	16	—	5.7	24900	—	—	—	1	1	1	—	—
117	105	—	—	39	6	30	—	28	—	25	—	5.8	15200	—	4	—	—	—	—	2	—
118	54	—	—	43	9	15	—	15	—	11	—	5.3	12200	—	3	—	2	2	—	—	—
119	102	—	—	37	6	32	1	29	—	24	—	5.7	12300	—	8	1	5.1	88	—	—	—	4	3	—
120	69	—	—	32	13	24	—	24	—	21	—	5.3	12700	—	3	—	—	—	—	5	2
121	64	—	—	41	3	18	—	18	—	16	—	5.2	9800	—	2	—	2	2	1	—	—
122	62	—	—	34	5	19	—	19	—	16	—	5.5	11700	—	3	—	—	—	—	1	4
201	77	—	—	35	10	27	—	27	—	23	—	5.3	13100	—	2	—	1	1	3	2	—
202	127	—	—	32	10	45	—	45	—	37	—	5.2	10000	—	6	—	5.2	97	—	2	2	5	5	—
203	134	—	—	33	7	40	—	40	—	33	—	5.2	11200	—	6	—	5.0	83	—	3	3	1	3	1
204	112	—	—	30	12	35	—	35	—	32	—	4.8	9900	—	3	—	3	3	—	4	—
205	139	—	—	33	4	41	—	39	—	35	—	5.6	13200	—	6	—	5.3	101	—	2	2	3	1	1
206	65	—	—	29	3	23	—	23	—	20	—	6.1	14900	—	2	—	1	1	4	1	—
207	85	—	—	42	8	23	—	23	—	19	—	5.4	13800	—	4	—	1	1	—	3	—
208	77	—	—	40	—	23	—	23	—	22	—	5.3	12700	—	1	—	—	—	—	3	—
209	49	—	—	39	6	14	—	14	—	13	—	6.2	15100	—	1	—	—	—	—	—	—
210	95	—	—	41	3	26	—	26	—	21	—	5.4	13500	—	4	—	1	1	1	1	—
211	36	—	—	42	6	10	—	10	—	9	—	5.1	12400	—	1	—	1	1	—	3	—
470	—	—	—	36	4	177	1	116	59	99	—	6.0	18800	—	55	—	4.0	153	—	2	2	16	17	1
213	92	—	—	35	8	33	—	33	—	25	—	5.2	9800	—	5	—	5.2	76	—	1	1	4	1	1
214	162	—	—	43	1	44	—	44	—	40	—	5.4	13600	—	4	—	2	2	2	3	—
215	86	—	—	49	4	21	—	21	—	21	—	5.5	13200	—	1	—	3	3	—	3	—
216	175	—	—	43	2	44	—	44	—	43	—	5.2	13800	—	1	—	2	2	—	1	—
217	111	—	—	48	—	28	—	28	—	27	—	5.3	14800	—	1	—	1	1	—	1	—
218	131	—	—	43	2	36	—	36	—	35	—	5.5	17200	—	1	—	1	1	1	1	—
219	150	—	—	44	1	42	—	42	—	38	—	5.2	14200	—	3	—	4	4	2	2	—
220	202	—	—	45	2	54	—	54	—	47	—	5.5	16500	—	6	—	6.0	5	5	2	2	—
221	60	—	—	42	—	16	—	16	—	14	—	5.9	17200	—	2	—	1	1	1	—	—
222																								

Table 2. Characteristics of Housing Units and Population, by Blocks: 1970—Con.

Hinds County, Miss.

[Data exclude vacant seasonal and vacant migratory housing units. For minimum base for derived figures (percent, average, etc.) and meaning of symbols, see text]

Blocks Within Census Tracts	Percent of total population				Year-round housing units				Occupied housing units																
	Total population	Negro	In group quarters	Under 18 years and over	Total	Lacking some or all plumbing facilities	Units in—		Owner			Renter				1.01 or more persons per room		With roomers, boarders, or lodgers							
							One-unit structures	Structures of 10 or more units	Total	Lacking some or all plumbing facilities	Average number of rooms	Average value (dollars)	Percent Negro	Total	Lacking some or all plumbing facilities	Average number of rooms	Average contract rent (dollars)	Percent Negro	Total	With all plumbing facilities	One-person households	With female head of family	With roomers, boarders, or lodgers		
																								10 or more units	Total
317	187	-	-	39	6	49	-	49	-	44	-	8.3	42900	-	3	-	-	1	3	-		
901	42	100	-	67	14	7	7	7	-	5	5	5.2	6100	100	2	4	1	-	-		
903	21	100	-	62	5	3		
905	30	-	-	33	10	10	...	10	-	8	...	5.8	14400	...	1	1		
34	3761	3	-	32	9	1369	5	1045	38	848	1	5.9	16200	1	453	3	4.4	82	6	46	45	198	113	27	
102#	43	88	-	33	19	13	-	10	3	-	-	-	-	-	12	-	3.2	43	75	6	6	3	1	1	
103#	47	100	-	34	15	18	2	16	-	7	-	4.0	11600	100	10	1	3.8	39	100	2	2	3	3	-	
105	87	33	-	38	9	24	-	23	-	19	-	6.2	20800	-	5	-	3.8	45	100	4	4	1	1	2	
106	58	-	14	21	14	16	-	16	-	15	-	7.5	31800	-	1	-	-	1	-	-	-	
107	49	-	-	47	4	12	-	12	-	11	-	7.5	28000	-	1	-	-	1	-	-	-	
108	20	-	-	35	20	7	-	7	-	5	-	5.4	19300	-	1	-	-	-	-	1	-	
111	24	-	-	42	4	7	-	7	-	7	-	5.3	13400	-	-	-	-	-	-	-	-	1	-	-	
112	140	-	-	32	5	47	-	47	-	38	-	6.1	17000	-	8	-	5.0	96	-	2	2	4	5	-	
113	21	-	-	19	29	9	-	8	1	7	-	6.6	26400	-	2	-	-	2	2	1	-	
114	85	-	-	37	6	29	-	29	-	28	-	6.4	19500	-	-	-	-	-	-	1	1	5	2	-	
115	55	-	-	29	15	22	-	21	-	17	-	5.8	15700	-	3	-	-	-	-	-	-	3	-	-	
117	69	-	-	29	16	25	-	23	-	16	-	5.9	13300	-	8	-	5.4	79	-	-	-	2	2	-	
118	64	-	-	36	13	20	-	20	-	15	-	6.5	14600	-	4	-	-	-	1	4	-	
120	66	-	-	27	20	28	-	22	-	21	-	5.7	16400	-	4	-	-	-	4	2	1	
121#	76	-	-	29	15	27	-	22	-	12	-	5.9	18900	-	15	-	4.8	99	-	1	1	7	1	-	
122#	110	-	-	27	9	56	-	1	4	-	-	-	-	-	52	-	3.9	73	-	2	2	23	2	2	
123	149	-	-	30	4	74	-	4	7	-	-	-	-	-	64	-	4.1	76	-	1	1	18	13	5	
124	391	-	-	27	7	183	1	36	12	24	-	6.1	15500	-	141	1	4.1	78	-	5	5	36	17	6	
126	1	1	
201	33	-	-	42	6	9	-	9	-	8	-	5.4	13800	-	1	-	-	-	-	3	-	
202	23	-	-	26	4	8	-	8	-	8	-	6.8	27300	-	-	-	-	-	-	-	-	-	-	-	
203	19	-	-	5	11	10	-	10	-	8	-	6.5	28100	-	1	-	-	-	-	2	1	
204	60	-	-	28	5	20	-	18	-	11	-	6.6	23100	-	7	-	5.9	122	-	1	1	-	-	-	
205	56	-	-	27	13	18	-	18	-	16	-	5.4	14200	-	2	-	-	-	-	1	-	
206	250	3	-	32	10	79	2	76	-	69	1	5.9	15100	-	10	1	5.3	82	10	2	1	9	5	1	
207	89	-	-	27	9	31	-	31	-	28	-	5.6	12200	-	3	-	-	-	4	1	-	
208	83	-	-	33	11	28	-	28	-	21	-	5.4	13900	-	6	-	5.3	109	-	1	1	3	1	1	
209	168	-	-	26	16	70	-	67	-	55	-	5.7	14100	-	9	-	5.4	96	-	1	1	11	8	-	
210	66	-	-	24	20	27	-	25	-	22	-	5.9	17100	-	4	-	-	-	6	-	-	
211	74	-	-	37	8	24	-	24	-	21	-	5.8	20000	-	2	-	-	-	2	1	-	
212	130	-	-	31	9	50	-	39	11	34	-	5.9	18000	-	14	-	4.1	72	-	1	1	7	7	-	
213#	33	-	-	27	21	15	-	9	-	10	-	6.9	24700	-	5	-	3.2	65	-	1	1	4	1	1	
214	223	-	-	37	9	73	-	71	-	57	-	5.7	15200	-	14	-	5.5	104	-	3	3	6	7	-	
215	41	-	-	29	15	14	-	14	-	12	-	5.8	15800	-	2	-	-	-	2	-	-	
216	23	-	-	39	9	8	-	8	-	4	-	4	-	-	-	3	-	-	
217	35	-	-	34	3	13	-	11	-	11	-	5.8	14500	-	2	-	-	-	4	-	1	
218	28	-	-	25	21	11	-	11	-	8	-	6.1	17700	-	3	-	-	-	3	1	-	
219	94	-	-	35	6	34	-	34	-	28	-	5.6	12300	-	5	-	6.0	-	-	1	1	7	5	1	
220	265	-	-	31	6	86	-	86	-	72	-	5.7	14700	-	12	-	5.6	105	-	4	4	6	2	-	
221	201	-	-	38	6	63	-	63	-	52	-	5.4	13400	-	8	-	5.6	113	-	3	3	3	7	2	
222	212	-	-	41	6	60	-	60	-	51	-	5.7	13000	-	7	-	5.9	106	-	2	2	4	3	2	
35	3822	-	-	34	6	1308	6	1077	156	879	2	5.3	11400	-	353	1	4.2	119	-	69	69	126	97	9	
101	39	-	-	39	5	13	-	12	-	9	-	5.1	10600	-	2	-	-	-	-	-	1	
102	42	-	-	43	2	12	-	12	-	9	-	5.0	10100	-	2	-	-	-	-	1	-	
103	16	-	-	44	13	5	-	5	-	2	-	2	-	-	-	-	-	-	
104	48	-	-	29	6	16	-	16	-	15	-	4.8	8900	-	1	-	-	2	2	1	-	
105	25	-	-	36	4	8	-	8	-	6	-	4.5	7500	-	1	-	-	2	2	-	-	
106	56	-	-	30	5	18	-	18	-	13	-	4.5	7800	-	4	-	-	3	3	-	1	
108	58	-	-	43	9	18	-	18	-	15	-	4.3	7900	-	3	-	-	4	4	3	3	
109	55	-	-	40	9	18	-	18	-	10	-	5.0	8200	-	7	-	4.0	74	-	3	3	2	4	-	
110	39	-	-	23	15	15	-	15	-	14	-	4.1	7500	-	-	-	-	-	-	1	1	-	-	-	
111	42	-	-	26	5	17	-	17	-	14	-	4.6	8600	-	2	-	-	1	1	2	2	1
112	35	-	-	26	9	15	-	15	-	12	-	4.4	8800	-	2	-	-	-	-	4	1	
113	46	-	-	37	-	14	-	14	-	10	-	4.6	8800	-	3	-	-	3	3	2	-	
114	45	-	-	42	4	13	-	13	-	10	-	4.4	9000	-	3	-	-	2	2	1	4	
115#	108	-	-	32	7	38	-	36	-	25	-	4.4	8500	-	11	-	-	-	-	-	4	4	2	6	
116#	220	-	-	39	3	62	1	62	-	55	1	5.1	10200	-	6	-	4.8	73	-	4	4	4	2	-	
117	14	-	-	43	7	5	-	5	-	4	-	1	-	-	-	1	1	-	
118	97	-	-	39	1	27	1	27	-	25	-	5.5	14200	-	2	-	-	1	1	1	-	
119	51	-	-	53	-	12	-	12	-	12	-	5.8	17500	-	-	-	-	-	-	-	-	-	-	-	
120	4	1	
121	144	-	-	40	5	44	-	44	-	37	-	5.1	11000	-	3	-	-	4	4	3	3	
122	76	-	-	25	11	29	-	29	-	21	-	4.3	8500	-	4	-	-	2	2	-	-	
201#	151	-	-	27	4	53	-	53	-	38	-	5.5	11700	-	14	-	5.1	90	-	1	1	1	3	3	
202	32	-	-	31	9	12	-	12	-	11	-	5.0	10800	-	1	-	-	1	1	1	5	
203	29	-	-	21	14	12	-	12	-	11	-	5.8	11500	-	-	-	-	-	-	-	-	1	1	-	
204	23	-	-	17	17	9	-	9	-	6	-	6.2	13300	-	2	-	-	1	1	1	-	
205	405	-	1	31	4	158	-	85	30	63	-	5.3	12900	-	74	-	4.0								

Table 2. Characteristics of Housing Units and Population, by Blocks: 1970—Con.

Hinds County, Miss.

[Data exclude vacant seasonal and vacant migratory housing units. For minimum base for derived figures (percent, average, etc.) and meaning of symbols, see text]

Blocks Within Census Tracts	Percent of total population				Year-round housing units				Occupied housing units															
	Total population	Negro	In group quarters	Under 18 years and over	Total	Lacking some or all plumbing facilities	Units in—		Owner			Renter			1.01 or more persons per room		With all plumbing facilities	One-person households	With female head of family	With roomers, boarders, or lodgers				
							One-unit structures	Structures of 10 or more units	Total	Lacking some or all plumbing facilities	Average number of rooms	Average value (dollars)	Percent Negro	Total	Lacking some or all plumbing facilities	Average number of rooms					Average contract rent (dollars)	Percent Negro	Total	With all plumbing facilities
220	38	-	-	37	5	10	-	10	-	6.2	12900	-	-	-	-	-	-	-	-	-				
221	61	-	-	34	12	24	-	20	-	5.3	12800	-	9	-	4.3	69	-	1	-	4	1	-		
36	3850	-	-	40	3	1094	3	1090	-	964	2	5.3	14200	-	101	1	5.1	110	1	87	87	55	48	7
101	11	-	-	27	18	5	-	5	-	4	-	-	-	-	1	-	-	-	-	-	-	2	-	-
102	110	3	-	35	5	37	1	37	-	31	-	5.3	11600	-	5	1	5.2	-	20	-	-	4	3	2
103	80	9	-	40	1	21	-	21	-	19	-	5.2	10600	5	2	-	-	-	-	2	2	-	2	-
104	74	5	-	28	15	24	1	24	-	19	1	5.3	11600	5	5	-	4.6	-	-	1	1	1	5	1
105	98	1	-	39	3	31	-	31	-	24	-	5.5	12300	4	5	-	5.0	107	-	2	2	2	4	-
106	21	-	-	33	5	8	-	8	-	8	-	5.4	12500	-	-	-	-	-	-	-	-	2	1	-
107	164	-	-	42	2	44	-	44	-	40	-	5.2	13900	-	3	-	-	-	-	5	5	1	1	-
108	165	-	-	49	1	42	-	42	-	41	-	5.2	12500	-	-	-	-	-	-	5	5	1	1	-
109	181	-	-	38	2	52	-	52	-	47	-	5.3	13000	-	5	-	5.4	-	-	4	4	1	-	-
110	109	-	-	39	5	33	-	32	-	30	-	5.2	14100	-	2	-	-	-	-	4	4	3	1	-
111	77	-	-	38	1	23	-	23	-	21	-	5.5	14000	-	2	-	-	-	-	-	-	-	-	-
112	29	-	-	31	-	9	-	9	-	6	-	6.2	14600	-	2	-	-	-	-	-	-	-	1	-
113	12	-	-	50	-	3	-	-	-	-	-	-	-	-	-	-	-	-	-	-	-	-	-	-
114	70	-	-	30	7	21	-	21	-	18	-	5.3	14400	-	3	-	-	-	-	-	-	1	1	1
115	43	-	-	42	7	10	-	10	-	10	-	5.8	13900	-	-	-	-	-	-	-	-	-	-	-
116	108	-	-	34	3	33	-	33	-	27	-	5.4	15800	-	5	-	5.2	107	-	-	-	3	-	-
117	68	-	-	34	6	24	-	24	-	20	-	5.5	14900	-	2	-	-	-	-	1	1	2	2	-
118	97	-	-	44	1	27	-	26	-	24	-	5.7	16800	-	3	-	-	-	-	1	1	1	2	-
119	72	-	-	40	1	22	-	21	-	20	-	5.4	17800	-	1	-	-	-	-	1	1	2	-	-
120	44	-	-	30	2	14	1	14	-	14	1	5.8	20200	-	-	-	-	-	-	-	-	1	-	-
121	39	-	-	46	-	12	-	12	-	11	-	5.4	22000	-	-	-	-	-	-	-	-	1	-	-
122	201	1	-	41	4	53	-	53	-	52	-	5.6	18000	-	1	-	-	-	-	3	3	2	1	-
201	99	-	-	49	2	25	-	25	-	21	-	5.1	12800	-	4	-	-	-	-	4	4	2	1	1
202	179	-	-	43	2	52	-	52	-	43	-	5.3	13400	-	7	-	5.0	109	-	8	8	6	1	-
203	164	-	-	40	4	47	-	47	-	41	-	5.1	13200	-	4	-	-	-	-	5	5	3	-	-
204	172	-	-	36	4	50	-	50	-	42	-	5.1	12100	-	7	-	5.0	101	-	4	4	3	-	-
205	40	-	-	38	-	10	-	10	-	9	-	5.4	12600	-	1	-	-	-	-	1	1	1	-	-
206	8	-	-	38	-	2	-	-	-	-	-	-	-	-	-	-	-	-	-	-	-	-	-	-
207	173	-	-	48	3	42	-	41	-	37	-	5.4	13200	-	5	-	5.0	104	-	5	5	1	2	-
208	124	-	-	47	7	38	-	38	-	32	-	5.3	14000	-	4	-	-	-	-	3	3	3	5	1
209	17	-	-	53	-	4	-	-	-	-	-	-	-	-	-	-	-	-	-	-	-	-	-	-
210	55	-	-	55	-	12	-	12	-	12	-	5.3	12500	-	-	-	-	-	-	1	1	-	-	-
211	91	-	-	40	2	27	-	27	-	27	-	5.4	15500	-	-	-	-	-	-	-	-	1	-	-
212	10	-	-	30	-	3	-	-	-	-	-	-	-	-	-	-	-	-	-	-	-	-	-	-
213	62	-	-	44	2	16	-	16	-	15	-	5.4	17000	-	1	-	-	-	-	2	2	1	1	-
214	150	-	-	39	5	39	-	39	-	34	-	5.2	14100	-	3	-	-	-	-	5	5	5	7	-
215	62	-	-	45	7	17	-	17	-	15	-	5.1	14100	-	2	-	-	-	-	4	4	1	-	-
216#	92	-	-	39	1	23	-	23	-	17	-	5.2	12400	-	5	-	5.0	95	-	3	3	3	1	-
217	144	-	-	38	4	41	-	41	-	36	-	5.1	13300	-	3	-	-	-	-	2	2	-	-	-
218	89	-	-	36	5	26	-	26	-	25	-	5.2	13000	-	-	-	-	-	-	3	3	1	1	-
219	41	-	-	37	10	15	-	15	-	10	-	5.4	13500	-	3	-	-	-	-	-	1	1	2	-
220	86	-	-	33	2	26	-	26	-	24	-	5.3	15900	-	1	-	-	-	-	1	1	2	1	-
222	119	-	-	45	4	31	-	31	-	27	-	5.5	14900	-	3	-	-	-	-	5	5	5	1	1
37	2834	1	-	37	7	848	11	836	-	715	9	5.7	15800	-	111	2	4.9	93	-	46	42	66	42	6
101	296	2	-	29	18	103	1	103	-	76	1	6.1	14500	1	23	-	5.0	87	-	4	4	14	10	3
102#	125	6	-	32	11	39	1	39	-	30	1	6.2	21900	3	7	-	5.1	89	-	2	1	2	2	-
103	110	-	-	34	8	35	-	34	-	30	-	5.2	10100	-	4	-	-	-	-	1	1	3	2	-
104	51	-	-	35	12	15	-	15	-	14	-	5.6	16100	-	1	-	-	-	-	-	-	-	-	-
105	129	-	-	29	13	49	-	47	-	39	-	5.7	16900	-	8	-	4.1	91	-	1	1	3	1	-
106	10	-	-	30	10	3	-	-	-	-	-	-	-	-	-	-	-	-	-	-	-	-	-	
107	28	-	-	50	11	6	-	6	-	6	-	6.7	20800	-	-	-	-	-	-	-	-	-	-	-
108	53	-	-	43	2	14	-	14	-	14	-	6.1	24000	-	-	-	-	-	-	-	-	-	2	-
109	76	-	-	40	-	20	-	20	-	20	-	6.3	23400	-	-	-	-	-	-	1	1	-	-	-
110	40	-	-	53	-	9	-	9	-	9	-	6.2	24200	-	-	-	-	-	-	-	-	-	1	-
111	91	-	-	34	10	31	2	31	-	26	1	5.5	13500	-	3	-	-	-	-	3	2	7	6	1
112#	336	-	-	35	4	104	3	101	-	89	3	5.7	16400	-	13	-	5.9	111	-	4	4	4	7	1
113	40	-	-	43	8	11	-	11	-	7	-	5.4	13400	-	4	-	-	-	-	2	2	2	-	-
114#	162	-	-	41	9	52	1	48	-	38	-	5.4	14100	-	11	1	4.1	98	-	6	5	7	3	-
115	24	-	-	33	17	7	1	7	-	6	1	5.3	10300	-	1	-	-	-	-	1	1	1	1	-
201	69	-	-	41	4	19	1	19	-	18	1	5.3	18300	-	1	-	-	-	-	1	1	1	-	1
202	73	-	-	34	8	20	-	20	-	17	-	5.7	14200	-	3	-	-	-	-	1	1	1	-	-
203	126	-	-	41	6	32																		

Table 2. Characteristics of Housing Units and Population, by Blocks: 1970—Con.

Hinds County, Miss.

[Data exclude vacant seasonal and vacant migratory housing units. For minimum base for derived figures (percent, average, etc.) and meaning of symbols, see text]

Blocks Within Census Tracts	Percent of total population				Year-round housing units				Occupied housing units															
	Total popu- lation	Negro	In group quar- ters	Un- der 18 years	62 years and over	Total	Units in—		Owner				Renter				1.01 or more persons per room		With room- ers, board- ers, or lodg- ers					
							Lack- ing some or all plumb- ing facil- ities	Struc- tures of 10 or more units	Total	Lack- ing some or all plumb- ing facil- ities	Aver- age num- ber of rooms	Aver- age value (dol- lars)	Per- cent Negro	Total	Lack- ing some or all plumb- ing facil- ities	Aver- age num- ber of rooms	Aver- age con- tract rent (dol- lars)	Per- cent Negro	Total	With all plumb- ing facil- ities	One- person house- holds	With female head of family		
																								One- unit struc- tures
104	4504	14	20	29	8	1200	93	849	52	710	44	5.7	16600	14	430	43	3.8	80	13	100	67	145	95	13
101	109	-	-	45	5	27	-	27	-	26	-	5.6	16800	-	1	-	-	-	-	4	4	-	-	-
102	77	-	-	44	3	19	-	19	-	19	-	5.4	15300	-	-	-	-	-	-	1	1	-	2	-
103	81	-	-	52	-	18	-	18	-	18	-	5.3	15400	-	-	-	-	-	-	4	4	-	1	-
104	28	-	-	39	11	9	-	9	-	5	-	4.8	-	3	-	-	-	-	1	1	-	1	-	
105	70	-	-	24	1	31	-	15	16	11	-	5.2	12000	16	-	3.3	91	-	16	-	-	4	-	1
106	379	9	-	38	7	112	12	104	-	95	5	5.7	18300	4	15	7	3.8	51	40	9	4	11	9	3
107	123	-	-	46	7	35	-	35	-	33	-	5.6	21600	-	2	-	-	-	-	1	1	4	3	-
108	26	-	-	31	8	9	-	9	-	8	-	5.9	21700	-	1	-	-	-	-	1	-	1	2	-
109	91	-	-	40	9	26	-	26	-	21	-	5.9	16300	-	4	-	-	-	-	2	2	1	1	-
110	101	-	-	33	9	32	-	32	-	30	-	6.0	18000	-	2	-	-	-	-	1	1	4	1	-
111	73	-	-	52	3	15	-	15	-	15	-	6.6	23900	-	-	-	-	-	-	1	1	-	-	-
112	56	-	-	39	9	17	-	17	-	15	-	6.6	31800	-	2	-	-	-	-	-	-	-	-	-
113	65	-	-	48	3	15	-	15	-	15	-	6.9	30200	-	-	-	-	-	-	1	1	1	1	-
114	56	2	-	32	18	21	-	21	-	19	-	6.8	25700	5	1	-	-	-	-	-	-	4	-	-
115	64	-	-	28	23	22	-	22	-	19	-	6.4	20200	-	2	-	-	-	-	-	-	1	3	1
116	70	-	-	36	13	23	-	23	-	22	-	6.1	12600	-	1	-	-	-	-	1	1	3	1	-
117	93	-	-	51	4	25	-	25	-	22	-	6.0	18000	-	3	-	-	-	-	2	2	2	2	-
201	35	-	-	51	9	8	-	8	-	8	-	5.5	19200	-	-	-	-	-	-	1	1	1	1	-
202	98	-	-	27	-	44	-	11	-	9	-	6.0	21000	-	30	-	3.9	159	-	-	-	5	5	-
203	102	-	-	28	4	37	-	5	4	5	-	6.2	22500	-	32	-	4.1	142	-	-	-	3	1	-
205	39	-	-	5	3	24	-	-	-	-	-	-	-	-	23	-	3.0	96	-	-	-	8	1	1
206	69	22	-	20	22	33	2	11	-	9	1	5.7	13400	33	23	1	3.7	54	4	2	2	12	-	-
208	2	-	-	-	-	1	-	-	-	-	-	-	-	-	-	-	-	-	-	-	-	-	-	-
209	127	-	-	26	6	54	2	8	-	10	2	5.3	10200	-	37	-	3.5	45	-	3	3	4	1	-
210	2	-	-	-	-	1	-	-	-	-	-	-	-	-	-	-	-	-	-	-	-	-	-	-
211	43	-	-	33	28	14	-	12	-	8	-	6.4	14400	-	6	-	5.8	-	-	2	2	3	-	1
212	24	-	-	8	42	14	-	12	-	11	-	6.0	15800	-	2	-	-	-	-	-	-	4	-	-
213	73	-	-	11	7	41	-	5	-	6	-	6.8	19300	-	29	-	4.0	53	-	-	-	4	1	1
214	-	-	-	-	-	1	-	-	-	-	-	-	-	-	-	-	-	-	-	-	-	-	-	-
215	30	-	-	50	7	14	-	2	-	3	-	-	-	-	5	-	3.4	-	-	3	3	1	1	-
216	14	-	-	-	21	7	-	5	-	5	-	6.0	-	-	2	-	-	-	-	-	-	1	2	2
217	17	-	-	6	24	8	-	3	-	1	-	-	-	-	7	-	4.1	72	-	-	-	-	-	-
218	41	-	-	10	22	23	-	8	-	8	-	6.1	16100	-	13	-	3.3	53	-	-	-	5	1	-
221	11	-	-	46	18	8	-	8	-	2	-	-	-	-	2	-	-	-	-	-	-	-	-	-
222	803	-	97	1	-	12	-	11	1	1	-	-	-	-	12	-	3.3	-	-	2	2	4	-	1
223	159	5	87	6	2	6	1	6	-	4	-	-	-	-	2	-	-	-	-	1	1	-	1	-
224	6	-	-	50	-	5	-	-	-	-	-	-	-	-	-	-	-	-	-	-	-	-	-	-
225#	12	-	-	42	-	2	-	1	-	-	-	-	-	-	5	-	3.4	85	-	-	-	1	3	-
301	94	-	-	43	4	26	-	26	-	25	-	5.5	17700	-	-	-	-	-	-	2	2	1	-	-
302	39	-	-	39	13	12	-	12	-	12	-	5.3	15400	-	-	-	-	-	-	1	1	1	-	-
303#	178	-	-	29	13	65	-	55	-	51	-	5.7	16300	-	11	-	3.5	60	-	1	1	5	5	1
304#	17	-	-	12	18	9	-	2	-	2	-	-	-	-	6	-	4.3	75	-	-	-	1	-	-
305#	21	-	-	33	10	9	2	9	-	2	-	-	-	-	5	-	5.0	65	-	-	-	2	1	-
306#	74	-	-	16	8	32	-	20	11	2	-	-	-	29	-	3.4	101	-	1	1	4	7	2	
307#	43	-	-	14	9	22	-	4	-	3	-	-	-	19	-	2.3	82	-	-	-	-	-	-	
308#	21	-	-	5	19	10	-	1	-	3	-	-	-	7	-	3.9	61	-	-	-	2	2	-	
309	13	-	-	23	-	7	-	5	-	1	-	-	-	4	-	-	-	-	-	1	1	2	-	-
310	14	-	-	-	43	7	-	5	-	5	-	7.4	-	2	-	-	-	-	-	-	-	1	-	-
312	16	-	-	19	13	6	-	6	-	5	-	7.0	12500	-	1	-	-	-	-	-	-	-	-	-
313	16	-	-	13	19	8	-	3	-	5	-	5.2	-	-	2	-	-	-	-	-	-	1	-	-
314	9	-	-	33	56	2	-	-	-	-	-	-	-	-	-	-	-	-	-	1	1	-	-	-
315	19	74	-	37	26	5	2	5	-	5	2	4.0	4600	60	-	-	-	-	-	1	1	-	1	-
317	4	-	-	-	-	3	-	-	-	-	-	-	-	-	-	-	-	-	-	-	-	-	-	-
318	101	100	-	44	17	28	17	28	-	16	7	5.0	6200	100	11	9	3.4	28	100	7	3	6	6	-
319	185	100	-	47	12	44	20	41	-	29	9	4.7	6100	100	15	11	3.9	28	100	14	5	12	1	-
320	63	-	-	8	29	19	-	14	-	9	-	5.4	12100	-	8	-	5.5	72	-	1	1	2	1	-
321	24	-	-	46	-	7	-	4	-	3	-	-	-	4	-	-	-	-	-	-	-	-	-	-
322	66	100	-	59	9	11	5	10	-	9	4	4.7	5500	100	2	-	-	-	-	6	4	-	3	1
323#	218	100	-	51	16	56	29	54	-	34	13	4.7	5500	100	19	13	3.5	41	100	22	9	8	16	1
108	2979	73	1	49	7	750	201	600	72	502	137	5.2	10700	67	196	48	4.0	96	53	198	116	73	9	

Table 2. Characteristics of Housing Units and Population, by Blocks: 1970—Con.

Hinds County, Miss.

[Data exclude vacant seasonal and vacant migratory housing units. For minimum base for derived figures (percent, average, etc.) and meaning of symbols, see text]

Blocks Within Census Tracts	Percent of total population				Year-round housing units				Occupied housing units																
	Total population	Negro	In group quarters	Under 18 years	62 years and over	Total	Lacking some or all plumbing facilities	Units in—		Owner				Renter				1.01 or more persons per room		With roomers, boarders, or lodgers					
								One-unit structures	Structures of 10 or more units	Total	Lacking some or all plumbing facilities	Average number of rooms	Average value (dollars)	Percent Negro	Total	Lacking some or all plumbing facilities	Average number of rooms	Average contract rent (dollars)	Percent Negro		Total	With all plumbing facilities			
																							One-person households	With female head of family	
212	91	-	-	51	1	22	-	22	-	22	-	5.6	17000	-	-	-	-	-	3	3	1	-	-	-	
213	87	-	-	45	1	22	-	22	-	20	-	5.4	16300	-	2	-	3	3	1	1	-	-
214	100	-	-	42	3	28	-	28	-	27	-	5.6	16400	-	1	-	1	1	-	1	-	-
215	89	-	-	45	2	24	-	24	-	23	-	5.5	15800	-	1	-	3	3	-	2	-	-
216	53	-	-	41	2	15	-	15	-	15	-	5.3	16800	-	-	-	-	-	-	-	-	-	-	-	-
301	95	-	-	37	5	27	-	27	-	23	-	5.1	15400	-	3	-	4	4	-	1	-	-
302	57	-	-	42	4	17	-	16	-	16	-	5.7	17400	-	1	-	4	4	1	-	-	-
303	111	-	-	49	-	29	-	29	-	25	-	5.3	13900	-	1	-	2	2	-	-	-	-
304	113	-	-	46	-	27	-	27	-	27	-	5.4	14600	-	-	-	-	-	4	4	-	-	-	-	
305	68	-	-	43	-	19	-	19	-	18	-	5.2	15900	-	1	-	-	-	-	2	-	-
306	101	-	-	44	1	28	-	28	-	28	-	5.6	16200	-	-	-	-	-	2	2	1	1	-	-	-
307	100	-	-	47	1	26	-	25	-	25	-	5.2	13900	-	1	-	5	5	1	1	1	-
308	78	-	-	40	4	22	-	22	-	22	-	5.9	19100	-	-	-	-	-	1	1	-	1	1	-	-
309	54	-	-	44	2	15	-	15	-	15	-	6.6	25300	-	-	-	-	-	-	-	1	1	1	-	-
310	75	-	-	43	3	20	-	20	-	20	-	6.2	24700	-	-	-	-	-	-	-	-	-	-	-	-
311	68	-	-	41	4	17	-	17	-	17	-	6.2	22200	-	-	-	-	-	-	-	1	1	-	-	-
312	83	-	-	47	2	22	-	22	-	22	-	5.7	17500	-	-	-	-	-	-	-	1	1	-	2	-
313	81	-	-	38	4	23	-	23	-	23	-	5.6	18100	-	-	-	-	-	-	-	1	1	1	2	-
314	107	-	-	51	1	24	-	24	-	23	-	5.5	17800	-	1	-	4	4	1	1	-	-
315	68	-	-	38	2	20	-	20	-	20	-	5.5	16100	-	-	-	-	-	-	-	-	-	-	-	-
401	39	-	-	33	5	12	-	12	-	11	-	5.2	14000	-	1	-	-	-	-	-	-	-
402	163	-	-	49	1	40	-	40	-	40	-	5.3	17700	-	-	-	-	-	5	5	-	1	-	-	-
403	138	-	-	43	1	34	-	34	-	34	-	5.7	19100	-	-	-	-	-	1	1	-	-	2	-	-
404	81	-	-	47	4	20	-	20	-	19	-	5.8	18800	-	1	-	3	3	-	2	-	-
405	74	-	-	38	3	21	-	21	-	20	-	5.5	17500	-	1	-	-	-	1	1	-	-
406	70	-	-	43	3	18	-	18	-	18	-	5.7	16800	-	-	-	-	-	1	1	-	-	-	-	-
407	83	-	-	49	1	23	-	23	-	22	-	5.7	18900	-	-	-	-	-	1	1	1	1	3	-	-
408	113	-	-	42	1	32	-	30	-	30	-	6.0	19400	-	1	-	-	-	-	-	-	-
409	63	-	-	41	2	17	-	17	-	17	-	6.2	22400	-	-	-	-	-	-	-	-	-	-	-	-
410	27	-	-	52	-	10	-	9	-	7	-	6.0	31000	-	-	-	-	-	-	-	-	-	1	-	-
411	50	-	-	42	10	20	-	20	-	14	-	6.2	25400	-	-	-	-	-	-	-	-	-	1	-	-
412	123	-	-	42	-	35	-	35	-	32	-	5.8	20400	-	3	-	-	-	-	2	-	-
413	54	-	-	54	-	13	-	13	-	13	-	6.2	22900	-	-	-	-	-	-	-	-	-	1	-	-
414	86	-	-	37	5	28	-	28	-	24	-	6.0	23000	-	-	-	-	-	-	-	-	-	1	-	-
415	168	-	-	46	-	49	-	49	-	41	-	6.5	26600	-	1	-	-	-	-	1	1	-
901	374	-	-	39	2	107	-	106	-	102	-	6.0	22400	-	5	...	5.6	...	-	2	2	5	2	-	-
902	36	-	-	28	6	9	-	9	-	8	-	6.3	19700	-	1	-	-	-	-	-	-	-
903	61	-	-	31	15	21	-	19	-	17	-	5.8	19300	-	2	-	1	1	1	1	-	-
904	164	25	-	33	9	49	2	43	-	39	-	5.3	14400	18	10	2	4.9	58	30	5	4	4	3	-	-
905	214	-	-	36	5	66	1	64	-	38	-	5.6	12300	-	24	1	5.2	62	-	7	7	8	3	-	-
111	1395	9	9	35	15	396	34	346	-	310	16	5.7	18400	6	73	13	4.3	59	14	30	23	55	20	3	
101	24	-	-	42	4	7	1	7	-	7	1	5.1	15700	-	-	-	-	-	1	1	-	-	-	-	-
102	35	-	-	23	14	13	-	12	-	12	-	5.1	18100	-	1	-	-	-	2	4	3	-
103	34	-	-	27	15	15	1	11	-	10	-	5.6	15000	-	4	-	2	2	-	-	-	-
104	17	-	-	41	6	5	-	4	-	2	-	3	-	-	-	1	-	-	-
105	38	-	-	45	5	9	-	9	-	7	-	4.7	8000	-	2	-	2	2	-	-	-	-
106	4	2
107	65	-	-	39	8	22	-	21	-	17	-	6.0	12300	-	5	...	3.6	...	-	-	-	4	3	-	-
108	28	-	-	36	7	10	1	10	-	7	-	5.7	14600	-	2	-	-	-	2	-	-	-
109	15	-	-	47	7	4	-	-
110	5	-	-	20	2	-	-
901	28	-	-	32	14	11	-	11	-	9	-	6.0	14100	-	1	-	1	1	-	2	-	-
903	45	100	-	27	16	17	13	17	-	11	7	4.9	8500	100	3	-	1	1	-	4	2	-
910	1	-	-	-	-
911#	59	-	-	22	2	30	-	1	-	24	-	4.2	...	-	6	...	3.7	80	-	1	1	9	3	1	-
912	12	-	-	42	-	4	-	-	-
913#	406	-	-	42	6	113	15	105	-	89	7	5.7	18400	9	22	6	4.4	45	23	14	8	11	4	-	
915	43	-	-	44	-	11	-	11	-	10	-	8.5	41000	-	-	-	-	-	-	-	-	-	-	-	-
916	172	-	-	43	7	52	1	50	-	40	-	6.2	29100	-	9	1	5.4	...	11	1	1	6	2	-	-
917	236	2	51	17	50	33	2	33	-	28	1	5.9	18100	-	5	1	4.8	...	20	1	1	3	2	1	-
918#	128	-	-	45	8	35	-	34	-	25	-	6.0	14600	-	9	-	5.2	63	-	6	6	5	-	-	-

Table 2. Characteristics of Housing Units and Population, by Blocks: 1970—Con.

Madison County, Miss.

[Data exclude vacant seasonal and vacant migratory housing units. For minimum base for derived figures (percent, average, etc.) and meaning of symbols, see text]

Blocks Within Census Tracts	Percent of total population				Year-round housing units				Occupied housing units															
	Total popu- lation				Total	Units in—			Owner				Renter				1.01 or more persons per room				With room- ers, board- ers, or lodg- ers			
		Negro	In group quar- ters	Un- der 18 years		62 years and over	Lack- ing some or all plumb- ing facili- ties	One- unit struc- tures	Struc- tures of 10 or more units	Total	Lack- ing some or all plumb- ing facili- ties	Aver- age num- ber of rooms	Aver- age value (dol- lars)	Per- cent Negro	Total	Lack- ing some or all plumb- ing facili- ties	Aver- age num- ber of rooms	Aver- age con- tract rent (dol- lars)	Per- cent Negro	Total		With all plumb- ing facili- ties	One- person house- holds	With female head of family
9501	3607	35	13	35	7	971	142	799	1	697	60	5.3	14500	15	226	72	4.3	53	45	115	72	131	86	9
101	126	71	1	37	18	40	17	33	—	26	9	5.3	12600	58	12	7	4.0	39	67	5	—	6	11	1
102	7	—	—	43	—	1	—	—	—	—	—	—	—	—	—	—	—	—	—	—	—	—	—	—
104	29	—	—	31	14	12	3	7	—	4	—	—	—	—	6	1	4.0	—	—	1	1	2	—	—
106	118	3	—	42	2	35	3	33	—	31	2	5.9	20600	—	2	—	—	—	—	—	—	1	1	—
107	26	4	—	27	8	10	1	9	—	8	—	6.0	22500	—	2	—	—	—	—	—	—	2	—	—
108	58	14	—	45	3	15	—	14	—	13	—	5.8	21000	—	2	—	—	—	—	1	1	—	—	—
109	33	—	—	33	6	11	2	11	—	11	2	5.5	15300	—	—	—	—	—	—	—	1	1	2	—
110	38	—	—	29	5	15	—	15	—	12	—	5.9	17800	—	2	—	—	—	—	1	1	2	—	—
111	40	—	—	35	—	13	1	13	—	11	1	5.7	22300	—	1	—	—	—	—	1	1	—	1	—
201	12	—	—	50	—	3	—	—	—	—	—	—	—	—	—	—	—	—	—	—	—	—	—	—
202	23	4	—	44	—	7	1	7	—	4	—	—	—	—	3	—	—	—	—	—	—	1	2	—
203	14	—	—	50	21	4	—	—	—	—	—	—	—	—	—	—	—	—	—	—	—	—	—	—
204	23	9	—	17	9	8	2	7	—	5	1	5.2	9700	—	3	—	—	—	—	1	1	1	—	1
205	16	38	—	38	6	4	—	—	—	—	—	—	—	—	—	—	—	—	—	—	—	—	—	—
206	8	13	—	75	—	5	1	4	—	3	—	—	—	—	2	—	—	—	—	—	—	3	1	—
207	10	10	—	10	20	4	—	—	—	—	—	—	—	—	—	—	—	—	—	—	—	—	—	—
208	45	11	—	36	11	16	1	15	—	14	1	5.4	12900	7	1	—	—	—	—	2	2	3	—	—
209	8	63	—	38	—	3	—	—	—	—	—	—	—	—	—	—	—	—	—	—	—	—	—	—
210	24	—	—	29	21	9	—	9	—	5	—	4.8	12500	—	4	—	—	—	—	—	—	—	—	—
211	12	8	—	42	—	4	—	—	—	—	—	—	—	—	—	—	—	—	—	—	—	—	—	—
212	17	12	—	29	12	7	—	6	—	5	—	4.8	—	20	1	—	—	—	—	—	—	2	—	—
213	13	—	—	39	15	6	—	6	—	4	—	—	—	—	—	—	—	—	—	—	—	—	—	—
214	11	—	—	55	9	3	—	—	—	—	—	—	—	—	—	—	—	—	—	—	—	—	—	—
215	20	—	—	35	10	6	1	6	—	4	—	—	—	—	2	—	—	—	—	1	1	1	1	—
302	39	36	—	28	26	14	2	13	—	9	1	5.3	10300	11	5	1	3.2	60	—	1	—	4	—	—
303	18	—	—	44	11	5	—	5	—	4	—	—	—	—	1	—	—	—	—	1	1	—	—	—
304	21	—	—	24	19	7	—	5	—	5	—	5.0	—	—	2	—	—	—	—	—	—	1	—	—
305	31	—	—	39	10	11	—	10	—	6	—	5.5	18700	—	4	—	—	—	—	—	—	3	—	—
309	104	—	—	40	3	30	—	29	—	26	—	5.7	16900	—	3	—	—	—	—	1	1	3	1	—
310	31	—	—	29	7	10	—	10	—	9	—	5.2	12600	—	1	—	—	—	—	—	—	—	—	—
311	9	—	—	44	11	3	—	—	—	—	—	—	—	—	—	—	—	—	—	—	—	—	—	—
313	17	18	—	24	12	7	—	7	—	4	—	—	—	—	3	—	—	—	—	—	—	2	—	—
314	30	—	—	40	7	10	—	10	—	8	—	5.4	19500	—	1	—	—	—	—	—	—	—	2	—
315	120	—	—	43	6	38	1	38	—	29	1	5.7	17100	—	3	—	—	—	—	3	3	2	2	—
316	71	3	—	37	11	22	—	22	—	18	—	5.3	17200	—	2	—	—	—	—	1	1	1	2	—
901	41	5	—	37	7	11	—	11	—	11	—	6.4	17200	9	—	—	—	—	—	1	1	—	2	—
902	59	—	—	41	2	15	—	15	—	14	—	5.6	17400	—	—	—	—	—	—	1	1	—	—	—
904#	503	11	—	39	4	165	10	71	—	142	3	4.6	12200	4	21	7	4.1	65	43	19	16	21	11	1
905	12	8	—	33	—	3	—	—	—	—	—	—	—	—	—	—	—	—	—	—	—	—	—	—
906	151	—	—	46	1	39	1	39	—	35	1	5.2	11600	—	1	—	—	—	—	6	5	1	1	—
907	1	—	—	—	—	1	—	—	—	—	—	—	—	—	—	—	—	—	—	—	—	—	—	—
911	17	53	—	29	12	8	2	8	—	4	—	—	—	—	4	—	—	—	—	—	—	3	1	—
912	42	98	—	52	12	12	6	12	—	6	1	5.2	—	83	3	—	—	—	—	3	1	3	2	—
913	6	100	—	67	—	1	—	—	—	—	—	—	—	—	—	—	—	—	—	—	—	—	—	—
914	12	75	—	25	33	5	3	3	—	3	—	—	—	—	2	—	—	—	—	2	—	—	1	1
915	559	91	83	7	1	36	2	32	—	4	—	—	—	—	32	2	4.0	70	59	1	1	13	3	1
918	293	72	—	47	8	86	30	61	1	55	15	5.0	12000	62	26	13	3.6	37	65	22	11	19	12	1
919	30	90	—	20	13	8	2	8	—	6	2	5.3	8300	67	2	—	—	—	—	3	3	1	1	—
921#	188	56	—	52	11	36	15	30	—	21	4	5.4	9200	38	14	10	4.1	48	57	13	5	3	3	—
922	83	2	—	36	19	26	2	22	—	20	1	5.9	16600	—	6	1	5.0	—	17	1	1	2	2	—
923	93	3	—	32	11	31	2	27	—	21	—	5.5	12700	—	7	2	5.4	49	14	3	2	2	2	—
924	4	—	—	—	—	1	—	—	—	—	—	—	—	—	—	—	—	—	—	—	—	—	—	—
925	1	—	—	—	—	1	—	—	—	—	—	—	—	—	—	—	—	—	—	—	—	—	—	—
927	5	80	—	—	40	3	—	—	—	—	—	—	—	—	—	—	—	—	—	—	—	—	—	—
928	34	27	—	27	21	11	4	11	—	5	2	6.2	—	—	6	2	4.7	—	33	—	—	2	3	—
931	61	2	—	26	10	21	2	20	—	14	—	5.8	12500	—	6	1	4.2	—	—	2	—	—	—	—
933	11	—	—	46	18	3	—	—	—	—	—	—	—	—	—	—	—	—	—	—	—	1	3	—
934	34	18	—	50	3	11	1	11	—	7	—	5.7	18300	—	2	—	—	—	—	2	1	1	—	—
935	9	89	—	44																				

Table 2. Characteristics of Housing Units and Population, by Blocks: 1970—Con.

Rankin County, Miss.

[Data exclude vacant seasonal and vacant migratory housing units. For minimum base for derived figures (percent, average, etc.) and meaning of symbols, see text]

Blocks Within Census Tracts	Percent of total population				Year-round housing units				Occupied housing units															
	Total population	Negro	In group quarters	Under 18 years	62 years and over	Total	Lacking some or all plumbing facilities	Units in—		Owner				Renter				1.01 or more persons per room		One-person households	With female head of family	With roomers, boarders, or lodgers		
								One-unit structures	Structures of 10 or more units	Total	Lacking some or all plumbing facilities	Average number of rooms	Average value (dollars)	Percent Negro	Total	Lacking some or all plumbing facilities	Average number of rooms	Average contract rent (dollars)	Percent Negro				Total	With all plumbing facilities
909	70	100	—	40	6	18	14	18	—	12	8	4.8	5300	100	6	6	4.2	—	100	3	1	1	1	—
910	4	—	—	—	—	2	—	—	—	—	—	—	—	—	—	—	—	—	—	—	—	—	—	—
207	5925	—	—	40	4	1776	5	1533	69	1395	3	5.3	13900	—	305	2	4.2	85	1	167	167	107	96	15
101	3	—	—	—	—	3	—	—	—	—	—	—	—	—	—	—	—	—	—	—	—	—	—	—
102	129	—	—	27	13	50	—	35	—	41	—	4.7	10800	—	8	—	4.3	61	—	2	2	8	2	—
103	42	—	—	38	2	13	—	12	—	9	—	5.2	9800	—	2	—	—	—	—	2	2	—	1	—
104	118	—	—	48	2	32	—	31	—	28	—	5.6	16600	—	2	—	—	—	—	2	2	—	—	—
106	96	—	—	45	1	25	—	25	—	23	—	5.7	18200	—	2	—	—	—	—	1	1	—	—	—
107	101	—	—	49	3	25	—	25	—	22	—	5.2	14000	—	2	—	—	—	—	3	3	—	1	—
108	121	—	—	44	2	32	—	32	—	31	—	5.3	12100	—	1	—	—	—	—	3	3	—	2	—
109	83	—	—	51	2	19	—	19	—	17	—	5.5	12500	—	2	—	—	—	—	2	2	—	1	—
110	30	—	—	37	13	9	—	8	—	9	—	4.9	12200	—	—	—	—	—	—	2	2	1	—	—
111	81	—	—	44	—	21	—	21	—	20	—	5.2	12200	—	1	—	—	—	—	3	3	1	1	—
112	139	—	—	43	3	41	—	40	—	35	—	5.2	12100	—	4	—	—	—	—	3	3	1	4	—
113	69	—	—	42	1	21	—	21	—	17	—	5.1	11500	—	2	—	—	—	—	1	1	—	1	—
114	43	—	—	49	—	11	—	10	—	6	—	5.0	10800	—	4	—	—	—	—	1	1	—	1	—
115	85	—	—	52	2	21	—	21	—	14	—	5.2	12700	—	5	—	5.2	—	—	7	7	1	—	—
116	59	—	—	46	9	19	—	19	—	15	—	5.2	13600	—	2	—	—	—	—	2	2	—	4	—
117	82	—	—	54	—	22	—	22	—	10	—	5.3	12500	—	8	—	5.0	95	—	4	4	—	1	—
118	118	—	—	48	3	28	—	28	—	27	—	5.3	13800	—	1	—	—	—	—	4	4	—	2	—
119	100	—	—	42	5	28	—	28	—	26	—	5.4	15400	—	1	—	—	—	—	2	2	—	2	—
120	57	—	—	44	5	16	—	16	—	16	—	5.4	15800	—	—	—	—	—	—	—	—	1	1	—
121	148	—	—	48	3	34	—	34	—	33	—	5.8	17200	—	1	—	—	—	—	5	5	—	1	—
122	112	—	—	49	2	28	—	28	—	26	—	6.2	22100	—	1	—	—	—	—	1	1	1	—	—
201	67	—	—	40	5	19	—	19	—	17	—	5.2	13000	—	2	—	—	—	—	2	2	—	3	—
202	62	—	—	50	3	16	—	16	—	16	—	5.2	13100	—	—	—	—	—	—	2	2	1	—	—
203	262	—	1	31	1	109	—	49	48	40	—	5.2	13300	—	58	—	2.7	97	—	10	10	22	5	—
204	32	—	—	28	16	11	—	10	—	10	—	5.0	9000	—	1	—	—	—	—	—	—	1	1	—
205	192	—	—	30	9	72	1	39	11	35	1	4.7	16400	—	33	—	3.9	100	—	5	5	10	5	3
208	17	—	—	41	—	6	—	6	—	3	—	—	—	—	3	—	—	—	—	—	—	—	2	—
209	66	—	—	39	5	19	—	13	—	9	—	5.6	11700	—	10	—	4.1	66	—	3	3	—	2	—
210	41	—	—	37	—	14	—	14	—	13	—	5.5	10300	—	—	—	—	—	—	—	—	1	—	—
211	—	—	—	—	—	1	—	—	—	—	—	—	—	—	—	—	—	—	—	—	—	—	—	—
212	114	—	—	36	5	32	—	31	—	29	—	5.2	10700	—	2	—	—	—	—	6	6	3	2	2
213	59	—	—	34	14	21	—	21	—	17	—	5.1	8900	—	3	—	—	—	—	1	1	2	2	—
214	14	—	—	43	—	5	—	5	—	1	—	—	—	—	3	—	—	—	—	—	—	—	—	—
215	38	—	—	29	—	11	—	9	—	4	—	—	—	—	7	—	5.0	62	—	1	1	1	—	—
216	135	—	—	28	5	45	—	41	—	29	—	5.0	8400	—	16	—	4.5	64	—	6	6	4	2	1
217	29	—	—	24	3	8	—	8	—	8	—	4.9	10900	—	—	—	—	—	—	2	2	1	2	1
218	18	—	—	39	6	6	—	6	—	1	—	—	—	—	4	—	—	—	—	1	1	1	—	—
301	37	—	—	38	16	10	—	10	—	8	—	6.4	19800	—	2	—	—	—	—	—	—	—	2	—
302	49	—	—	43	2	13	—	13	—	12	—	5.2	12800	—	1	—	—	—	—	1	1	—	2	—
303	71	—	—	42	—	19	—	19	—	18	—	5.2	12600	—	—	—	—	—	—	2	2	—	—	—
304	335	—	—	39	3	102	2	86	—	79	2	5.3	14200	—	20	—	4.2	60	—	9	9	9	2	2
305	85	—	—	44	8	21	—	19	—	15	—	5.8	15000	—	6	—	4.8	81	—	4	4	—	2	—
306	42	—	—	33	—	14	—	14	—	14	—	5.7	17900	—	—	—	—	—	—	—	—	—	—	—
307	64	—	—	39	—	17	—	16	—	17	—	5.1	14800	—	—	—	—	—	—	2	2	1	2	—
308	56	—	—	48	4	17	—	17	—	16	—	5.0	12600	—	—	—	—	—	—	3	3	—	2	—
309	41	—	—	44	—	11	—	11	—	11	—	5.4	13300	—	—	—	—	—	—	1	1	—	—	—
310	1	—	—	—	—	1	—	—	—	—	—	—	—	—	—	—	—	—	—	—	—	—	—	—
311	93	—	—	45	5	26	—	23	—	22	—	4.9	12300	—	2	—	—	—	—	3	3	—	—	—
312	226	—	—	39	4	75	1	31	—	64	—	4.6	13000	—	9	1	3.4	68	—	9	9	8	9	2
313	57	—	—	46	4	15	—	15	—	13	—	5.2	11000	—	2	—	—	—	—	1	1	1	1	—
314	113	—	—	38	3	29	—	28	—	27	—	5.3	10900	—	2	—	—	—	—	3	3	—	3	—
315	71	—	—	38	7	21	—	21	—	20	—	5.8	13500	—	—	—	—	—	—	2	2	1	—	—
316	18	—	—	28	28	7	—	7	—	1	—	—	—	—	6	—	4.7	65	—	—	—	—	1	—
317	20	—	—	40	—	5	—	5	—	4	—	—	—	—	1	—	—	—	—	2	2	1	—	—
318	72	—	—	35	4	23	—	18	—	22	—	5.1	11100	—	1	—	—	—	—	3	3	1	1	—
319	99	—	—	33	5	29	—	29	—	26	—	5.1	13800	—	3	—	—	—	—	2	2	2	—	1
320	80	—	—	33	3	24	—	24	—	23	—	5.0	14700	—	1	—	—	—	—	3	3	—	2	—
321																								

OFFICIAL BUSINESS

PUBLICATION AND SUMMARY COMPUTER TAPE PROGRAM

More detailed descriptions of this program appear in other final reports of the 1970 census, and in a statement which can be obtained free of charge from the Bureau of the Census or any U.S. Department of Commerce Field Office. Series marked with an asterisk (*) consist of separate reports for each State, the District of Columbia, and (generally) Puerto Rico and other outlying areas, as well as a national summary report. The HC(1)-A and B reports will also be issued in a set of clothbound State books each containing the two reports for the particular State, and designated as Housing Volume I; similarly, the PC(1)-A, B, C, and D reports will also be issued in a set of clothbound State books designated as Population Volume I. Series marked with a dagger (†) are based on sample surveys conducted separately from and after the main data-collection process.

Housing Census Reports

Series HC(1)-A* GENERAL HOUSING CHARACTERISTICS

Data on the housing subjects collected on a 100-percent basis are presented for States (by urban and rural residence), standard metropolitan statistical areas (SMSA's), urbanized areas, places of 1,000 inhabitants or more, and counties.

Series HC(1)-B* DETAILED HOUSING CHARACTERISTICS

Statistics will be presented on a more detailed basis for the subjects included in the series HC(1)-A reports as well as subjects collected on a sample basis. Data will be presented for States (by urban, rural-nonfarm, and rural farm residence), SMSA's, urbanized areas, places of 2,500 inhabitants or more, and counties.

Series HC(2) METROPOLITAN HOUSING CHARACTERISTICS

These reports cover most of the 1970 housing subjects in considerable detail and cross-classification. There will be one report for each SMSA, presenting data for the SMSA, its central cities, and places of 50,000 inhabitants or more, as well as a national summary report.

Series HC(3) BLOCK STATISTICS

One report is being issued for each urbanized area showing data for individual blocks on selected housing and population subjects. The series also includes reports for the communities outside urbanized areas which have contracted with the Census Bureau to provide block statistics from the 1970 census.

Series HC(4)† COMPONENTS OF INVENTORY CHANGE

Each report will contain data on 1960 to 1970 changes in the housing inventory as well as 1960 and 1970 characteristics for units that have not changed. Statistics will be shown for 15 selected SMSA's and for the United States' and regions.

Series HC(5)† RESIDENTIAL FINANCE

Data on financing and characteristics of homeowner properties and rental and vacant properties will be shown for the United States and regions.

Series HC(6) ESTIMATES OF SUBSTANDARD HOUSING

This series will consist of a single report presenting counts of "substandard" housing units for counties and cities, based on the number of units lacking plumbing facilities combined with estimates of units with all plumbing facilities but in "dilapidated" condition.

Series HC(7) SUBJECT REPORTS

Each report in this series will concentrate on a particular subject such as housing characteristics by household composition, housing of minority groups and senior citizens, etc. Data will generally be provided on a national level; in some reports, data for States or SMSA's may also be shown.

Population Census Reports

Series PC(1)-A* NUMBER OF INHABITANTS

Final official population counts are presented for States, counties by urban and rural residence, SMSA's, urbanized areas, county subdivisions, all incorporated places and unincorporated places of 1,000 inhabitants or more.

Series PC(1)-B* GENERAL POPULATION CHARACTERISTICS

Data on the population subjects collected on a 100-percent basis are presented for States, counties by urban and rural residence, SMSA's, urbanized areas, county subdivisions, and places of 1,000 inhabitants or more.

Series PC(1)-C* GENERAL SOCIAL AND ECONOMIC CHARACTERISTICS

Data on the population subjects collected on a sample basis will be shown for States (by urban, rural nonfarm, and rural-farm residence), counties, SMSA's, urbanized areas, and places of 2,500 inhabitants or more.

Series PC(1)-D* DETAILED CHARACTERISTICS

These reports cover most of the subjects in Series PC(1)-C, presented in detail and cross-classified by age, race, and other characteristics. Data are shown for States (by urban, rural-nonfarm, and rural farm residence), SMSA's, and large cities.

Series PC(2) SUBJECT REPORTS

Each report will concentrate on a particular subject, such as national origin and race, fertility, families, etc. Data will generally be provided on a national and regional level; in some reports, data for States or SMSA's will also be shown.

Joint Population - Housing Reports

Series PHC(1) CENSUS TRACTS

This series will contain one report for each SMSA, showing data by census tracts for most of the population and housing subjects included in the census.

Series PHC(2)* GENERAL DEMOGRAPHIC TRENDS FOR METROPOLITAN AREAS

This series presents comparative 1960 and 1970 statistics for population counts and selected 100-percent population and housing subjects for SMSA's and their central cities and constituent counties.

Series PHC(3)† EMPLOYMENT PROFILES OF SELECTED LOW-INCOME AREAS

Each report will contain data on selected social and economic characteristics of the residents of particular low-income areas in 54 cities and seven rural poverty areas.

Computer Summary Tapes

Six tabulation counts are being made available which provide much greater population and housing subject and geographic detail than in the printed reports. These data will generally be available on magnetic computer tape, printouts, and microfilm at the cost of preparing the copy.

First Count—Approximately 400 cells of data on the subjects collected on a 100-percent basis for each of about 250,000 enumeration districts.

Second Count—Approximately 3,500 cells of 100-percent data for about 35,000 census tracts and 35,000 county subdivisions.

Third Count—Approximately 250 cells of 100-percent data for about 1,500,000 blocks.

Fourth Count—Approximately 13,000 cells of data on the subjects collected on a sample basis for each tract and county subdivision; also about 30,000 cells of data for each county.

Fifth Count—Contains about 800 cells of data for 5-digit ZIP code areas in SMSA's and 3-digit ZIP code areas outside SMSA's.

Sixth Count—Approximately 260,000 cells of data containing detailed tabulations and cross-classifications for States, SMSA's, and large cities.

UNITED STATES
DEPARTMENT OF
COMMERCE
PUBLICATION




Block Statistics

SELECTED AREAS IN MISSISSIPPI

HC(3)-134



1970 CENSUS OF HOUSING



U.S. DEPARTMENT
OF COMMERCE
BUREAU OF
THE CENSUS

U.S. DEPARTMENT OF COMMERCE

Maurice H. Stans, Secretary

James T. Lynn, Under Secretary

Harold C. Passer, Assistant Secretary for Economic Affairs

BUREAU OF THE CENSUS

George Hay Brown, Director

Conrad Taeuber, Associate Director

David L. Kaplan, 1970 Census Coordinator

HOUSING DIVISION

Arthur F. Young, Chief

ACKNOWLEDGMENTS—Many persons participated in the various activities of the 1970 census. Primary direction of the program was performed by **Conrad Taeuber**, Associate Director for Demographic Fields, assisted by **David L. Kaplan**, 1970 Census Coordinator, and in conjunction with **Joseph F. Daly**, Associate Director for Research and Development, **William I. Merkin**, Associate Director for Administration, **John W. H. Spencer**, Associate Director for Data Systems, and **Edwin D. Goldfield**, Assistant Director for Program Development.

This report was planned and written in the Housing Division under the supervision of **Arthur F. Young**, Chief, by **Aaron Josowitz**, Assistant Chief, **Nathan Krevor**, Chief, Coordination and Research Branch, and **Paul F. Coe**.

The Statistical Methods Division was largely responsible for developing new procedures to obtain a more accurate count of housing units. This work was supervised by **Joseph Waksberg**, Division Chief, **Morton Bolsen** and **Walter M. Perkins**, Assistant Division Chiefs, and **Barnett Denton** and **Charles D. Jones**.

Geographic plans and procedures were developed in the Geography Division under the supervision of **William T. Fay**, Chief, and **Robert C. Klove** and **Gerald J. Post**, Assistant Division Chiefs, with the assistance of **Robert E. Durland**, **Margery H. Elliot**, and **Jacob Silver**.

Data collection activities were administered by the Field Division, **Paul R. Squires**, Chief, and **Richard C. Burt** and **Dean H. Weber**, Assistant Division Chiefs, with the assistance of **John Kuntz** and **Stanley Matchett**, as well as the directors of the Bureau's regional offices.

Systems and processing procedures were developed in the Systems Division, **Sol Dolleck**, Chief, under the direction of **Morris Gorinson**, Assistant Division Chief. **Florence Wright** assisted by **Orville M. Slye**, was responsible for the clerical procedures and **Roger O. Lepage**, assisted by **John Murphy, Jr.**, **C. Eden Moody**, and **Judith E. Jones**, was responsible for the computer programming.

The manual processing and microfilming of the questionnaires were performed in the Jeffersonville Census Operations Division, under the supervision of **Joseph F. Arbena**, Chief, and **Robert L. Hagan**, Population and Housing Census Operations Manager, assisted by **Charles L. Adams** and **John C. Campbell**. **William L. Pangburn** supervised the microfilming operation.

FOSDIC and computer processing were performed in the Processing Division under the supervision of **M. Douglas Fahey**, Chief, and **E. Richard Bourdon** and **James W. Shores**, Assistant Division Chiefs. Development of the automatic microfilming equipment was directed by **Anthony A. Berlinsky**.

Publications planning, editing, and printing were performed in the Administrative and Publications Services Division, **Cecil B. Matthews**, Chief, under the direction of **Raymond J. Koski**, **John F. Lanham, Jr.**, and **Gerald A. Mann**.

Robert B. Voight, Special Assistant in the Office of the Director, and **Sherry L. Courtland** made many important contributions to the planning and coordination of the 1970 census program.

SUGGESTED CITATION

U.S. Bureau of the Census
Census of Housing: 1970
BLOCK STATISTICS
Final Report HC(3)-134 Selected Areas in
Mississippi

U.S. Government Printing Office
Washington, D.C., 1971

For sale by the
Superintendent of Documents
U.S. Government Printing Office
Washington, D.C. 20402, or any
Department of Commerce Field Office.

Price \$1.50

1970 CENSUS OF HOUSING

Block Statistics

SELECTED AREAS IN MISSISSIPPI

CONTENTS

	Page
List of HC(3) Block Statistics Reports	II
Introduction	IV
Facsimiles of Questionnaire Page and Respondent Instructions	X

TABLE

Characteristics of Housing Units and Population,
by Blocks: 1970

AREA

Meridian 1

Maps identifying the blocks covered herein are included
in this report.

LIST OF HC (3) BLOCK STATISTICS REPORTS

The specific names listed below each State refer to urbanized areas; "Selected Areas" refer to other areas of the State which have contracted with the Census Bureau to provide block statistics.

Report number	Area	Report number	Area	Report number	Area	Report number	Area
ALABAMA		36	Hartford	69	Decatur	MARYLAND	
1	Birmingham	37	Meriden	70	Joliet	106	Baltimore
2	Gadsden	38	New Britain	71	Peoria	107	Selected Areas
3	Huntsville	39	New Haven	72	Rockford	MASSACHUSETTS	
4	Mobile	40	Norwalk	73	Springfield	108	Boston
5	Montgomery	41	Stamford	74	Selected Areas	109	Brockton
6	Tuscaloosa	42	Waterbury	INDIANA		110	Fall River
7	Selected Areas	DELAWARE		75	Anderson	111	Fitchburg-Leominster
ALASKA		43	Wilmington	76	Evansville	112	Lawrence-Haverhill
8	Selected Areas	DISTRICT OF COLUMBIA		77	Fort Wayne	113	Lowell
ARIZONA		44	Washington	78	Indianapolis	114	New Bedford
9	Phoenix	FLORIDA		79	Lafayette-West Lafayette	115	Pittsfield
10	Tucson	45	Fort Lauderdale-Hollywood	80	Muncie	116	Springfield-Chicopee-Holyoke
11	Selected Areas	46	Jacksonville	81	South Bend	117	Worcester
ARKANSAS		47	Miami	82	Terre Haute	MICHIGAN	
12	Fort Smith	48	Orlando	83	Selected Areas	118	Ann Arbor
13	Little Rock-North Little Rock	49	Pensacola	IOWA		119	Bay City
14	Pine Bluff	50	St. Petersburg	84	Cedar Rapids	120	Detroit
15	Selected Areas	51	Tallahassee	85	Davenport-Rock Island-Moline	121	Flint
CALIFORNIA		52	Tampa	86	Des Moines	122	Grand Rapids
16	Bakersfield	53	West Palm Beach	87	Dubuque	123	Jackson
17	Fresno	54	Selected Areas	88	Sioux City	124	Kalamazoo
18	Los Angeles-Long Beach	GEORGIA		89	Waterloo	125	Lansing
19	Oxnard-Ventura-Thousand Oaks	55	Albany	90	Selected Areas	126	Muskegon-Muskegon Heights
20	Sacramento	56	Atlanta	KANSAS		127	Saginaw
21	Salinas	57	Augusta	91	Topeka	128	Selected Areas
22	San Bernardino-Riverside	58	Columbus	92	Wichita	MINNESOTA	
23	San Diego	59	Macon	93	Selected Areas	129	Duluth-Superior
24	San Francisco-Oakland	60	Savannah	KENTUCKY		130	Minneapolis-St. Paul
25	San Jose	61	Selected Areas	94	Lexington	131	Selected Areas
26	Santa Barbara	HAWAII		95	Louisville	MISSISSIPPI	
27	Simi Valley	62	Honolulu	96	Selected Areas	132	Biloxi-Gulfport
28	Stockton	63	Selected Areas	LOUISIANA		133	Jackson
29	Selected Areas	IDAHO		97	Baton Rouge	134	Selected Areas
COLORADO		64	Boise City	98	Lafayette	MISSOURI	
30	Colorado Springs	ILLINOIS		99	Lake Charles	135	Kansas City
31	Denver	65	Aurora-Elgin	100	Monroe	136	St. Joseph
32	Pueblo	66	Bloomington-Normal	101	New Orleans	137	St. Louis
33	Selected Areas	67	Champaign-Urbana	102	Shreveport	138	Springfield
CONNECTICUT		68	Chicago-Northwestern Indiana	MAINE		139	Selected Areas
34	Bridgeport			103	Lewiston-Auburn		
35	Bristol			104	Portland		
				105	Selected Areas		

Report number	Area	Report number	Area	Report number	Area	Report number	Area
	MONTANA	167	Fayetteville	208	Wilkes-Barre	247	Waco
140	Billings	168	Greensboro	209	York	248	Wichita Falls
141	Great Falls	169	High Point	210	Selected Areas	249	Selected Areas
142	Selected Areas	170	Raleigh				
	NEBRASKA	171	Wilmington		RHODE ISLAND		UTAH
143	Lincoln	172	Winston-Salem	211	Providence-Pawtucket-Warwick	250	Ogden
144	Omaha	173	Selected Areas			251	Provo-Orem
145	Selected Areas		NORTH DAKOTA		SOUTH CAROLINA	252	Salt Lake City
	NEVADA	174	Fargo-Moorhead	212	Charleston		VERMONT
146	Las Vegas		OHIO	213	Columbia	253	Selected Areas
147	Reno	175	Akron	214	Greenville		VIRGINIA
	NEW HAMPSHIRE	176	Canton	215	Selected Areas	254	Lynchburg
148	Manchester	177	Cincinnati		SOUTH DAKOTA	255	Newport News-Hampton
149	Selected Areas	178	Cleveland	216	Sioux Falls	256	Norfolk-Portsmouth
	NEW JERSEY	179	Columbus	217	Selected Areas	257	Richmond
150	Atlantic City	180	Dayton		TENNESSEE	258	Roanoke
151	Trenton	181	Hamilton	218	Chattanooga	259	Selected Areas
152	Vineland-Millville	182	Lima	219	Knoxville		WASHINGTON
153	Selected Areas	183	Lorain-Elyria	220	Memphis	260	Seattle-Everett
	NEW MEXICO	184	Mansfield	221	Nashville-Davidson	261	Spokane
154	Albuquerque	185	Springfield	222	Selected Areas	262	Tacoma
155	Selected Areas	186	Steubenville-Weirton		TEXAS	263	Selected Areas
	NEW YORK	187	Toledo	223	Abilene		WEST VIRGINIA
156	Albany-Schenectady-Troy	188	Youngstown-Warren	224	Amarillo	264	Charleston
157	Binghamton	189	Selected Areas	225	Austin	265	Huntington-Ashland
158	Buffalo		OKLAHOMA	226	Beaumont	266	Wheeling
159	New York-Northeastern New Jersey	190	Lawton	227	Brownsville	267	Selected Areas
Part 1 — New York City		191	Oklahoma City	228	Corpus Christi		WISCONSIN
Part 2 — New York Portion Outside New York City		192	Tulsa	229	Dallas	268	Green Bay
Part 3 — Northeastern New Jersey		193	Selected Areas	230	El Paso	269	Kenosha
160	Rochester		OREGON	231	Fort Worth	270	Madison
161	Syracuse	194	Eugene	232	Galveston	271	Milwaukee
162	Utica-Rome	195	Portland	233	Harlingen-San Benito	272	Racine
163	Selected Areas	196	Salem	234	Houston	273	Selected Areas
	NORTH CAROLINA	197	Selected Areas	235	Laredo		WYOMING
164	Asheville		PENNSYLVANIA	236	Lubbock	274	Selected Areas
165	Charlotte	198	Allentown-Bethlehem-Easton	237	McAllen-Pharr-Edinburg		PUERTO RICO
166	Durham	199	Altoona	238	Midland	275	Mayagüez
		200	Erie	239	Odessa	276	Ponce
		201	Harrisburg	240	Port Arthur	277	San Juan
		202	Johnstown	241	San Angelo	278	Selected Areas
		203	Lancaster	242	San Antonio		
		204	Philadelphia	243	Sherman-Denison		
		205	Pittsburgh	244	Texarkana		
		206	Reading	245	Texas City-La Marque		
		207	Scranton	246	Tyler		

INTRODUCTION

GENERAL	IV
Urbanized areas	IV
Maps and block identification	IV
Content of the tables	V
Symbols	V
Data collection procedures	V
Processing procedures	VI
DEFINITIONS AND EXPLANATIONS OF SUBJECT CHARACTERISTICS	VI
Self-enumeration and census questionnaire	VI
Comparability with 1960 data	VI
Total population	VII
Housing units and group quarters	VII
Year-round housing units	VII
Occupied housing units	VII
Race	VII
Tenure	VIII
Plumbing facilities	VIII
Units in structure	VIII
Persons per room	VIII
Average number of rooms	VIII
Average value	VIII
Average contract rent	VIII
One-person households	VIII
With female head of family	VIII
With roomers, boarders, or lodgers	IX
ACCURACY OF THE DATA	IX
Editing	IX
Block number check	IX
FACSIMILES	X
Questionnaire page showing 100-percent housing questions	X
Respondent instructions for the 100-percent housing questions	XI

GENERAL

This report presents statistics from the 1970 census, by blocks, on general characteristics of housing units and population. Legal provision for this census, conducted as of April 1, 1970, was made in the Act of Congress of August 31, 1954 (amended

August 1957), which codified Title 13, United States Code.

This report series contains 278 reports (as listed on page II). Most of the reports (236) relate to a specific urbanized area, as well as to some nearby contiguous territory included for reasons explained below in the section on "Urbanized areas." The remaining reports (42) relate to other types of areas (e.g., smaller cities, counties, etc.) where local authorities contracted with the Census Bureau to collect, process, and publish the data on a block basis. In 1960, a similar contractual technique was utilized but the basic block statistics program was limited generally to cities of 50,000 inhabitants or more (i.e., the built-up fringes around the cities were not covered).

A major portion of the information compiled from the 1970 Census of Housing will appear in Volume I, **Housing Characteristics for States, Cities, and Counties**. For a description of Volume I, as well as other elements of the data dissemination program of the 1970 Population and Housing Census, see the "Publication and Computer Summary Tape Program" statement at the end of this report.

Urbanized areas.—An urbanized area consists of a central city, or cities, and surrounding closely settled territory. The central city must have reported a population of 50,000 or more in 1960, in a special census conducted by the Census Bureau since 1960, or in the 1970 census. Under certain circumstances, "twin cities" with a combined population of 50,000 or more form the basis of an urbanized area. More detailed information on the criteria used to designate urbanized areas and determine their boundaries appears in the 1970 Census of Housing HC(1)-A reports and the 1970 Census of Population PC(1)-A reports.

As suggested by the rules above, the urbanized areas ultimately used in the tabulations of the 1970 census could not be completely recognized or defined until the final population counts were available. Since the precise delineation and numbering of blocks is quite costly and is therefore done only for areas where block statistics will be prepared, a preliminary determination of each urbanized area was made prior to the actual enumeration. The preliminary boundaries were purposely drawn somewhat beyond the anticipated final boundaries because the information on density of settlement was not yet available. Thus, for virtually all urbanized areas, there is some immediately adjacent territory for which the information was collected on a block basis. Because the extra cost of tabulating and publishing the block data for this type of territory is comparatively minor, data for blocks outside urbanized areas appear in the reports for those areas. On the other hand, block data are generally not provided for urbanized areas which are recognized for the first time in 1970.

Maps and block identification.—The maps included with these reports identify the location and number of each block and the boundary and number of each census tract or block numbering area.

A block is usually a well-defined rectangular piece of land bounded by streets or roads. However, it may be irregular in shape or bounded by railroad tracks, streams, or other features. The block is the specific numbered area as shown on the map.

Census tracts are small areas into which large cities and metropolitan areas are divided for statistical purposes. Tract boundaries are established cooperatively by a local committee and the Bureau of the Census and are generally designed to achieve

some uniformity of population characteristics, economic status, and living conditions. Initially, the average tract had about 4,000 residents. Tract boundaries are established with the intention of being maintained over a long time so that comparisons may be made from census to census.

In untraced places, block numbering areas are used. They are established by arbitrarily dividing the city along major streets, railroads, or other physical boundaries to facilitate numbering the blocks in groups of fewer than 1,000. The boundaries of block numbering areas have no statistical significance but are merely for convenience in mapping and tabulating.

In numbering the blocks, a separate series is used for each census tract or block numbering area. Thus, the location of each block for which data are presented is determined by referring both to the block number and the census tract or block numbering area. In some cases, a city or other political boundary divides a block. The data shown are for the block represented by the land area as bounded and numbered on the block map.

The block number was assigned to each block on a map suitable for block numbering, prior to the enumeration. In some instances, the map was several years old and did not recognize construction of new streets or disappearance of others. Insofar as possible, the map was corrected for changes that were discovered prior to enumeration. In other cases, it was not feasible to make corrections. Hence the map does not always reflect the blocks as they existed on the ground at the time of the enumeration. For example, a block as shown on the map may have been divided into two blocks. The housing units in the newly subdivided blocks would be assigned the one block number shown on the map even

though two blocks existed at the time of enumeration. On the other hand, two blocks as shown on the map may have been merged into one. In the enumeration, the intent was to identify which housing units were physically located in each of the two former blocks and assign the respective block number to each portion, even though only one block existed at the time of enumeration.

Content of the tables.—In the urbanized area block publication program, table 1 summarizes the statistics for each place of 2,500 inhabitants or more and table 2 contains the statistics for the individual blocks summarized to the tract or block numbering area. In the contract block program, one table provides statistics for individual blocks as well as summaries for each tract or block numbering area and each place or area.

In some instances, the blocked area excludes a part of a tract or excludes the rural portion of an extended city (a city having one or more large portions, usually at the boundary of the city, with relatively low population density). Therefore, the tract and place totals cover only the blocks included in this report.

Block identification, total population, and total year-round housing units are shown for every block containing living quarters. For some blocks, the table shows total population but no housing units because all the people live in group quarters. For other blocks, the table shows housing units but no population because all the units are vacant. Blocks (or tracts) with no year-round housing units and no population are shown on the map but do not appear in the tables.

Symbols.—Percents which round to less than 0.1 are not shown but indicated as zero. A dash “—” repre-

sents zero. Three dots “. . .” indicate that the data are being withheld to avoid disclosure of information for individual housing units, or that the base for an average, percentage, or ratio is too small for it to be shown. The symbol “#” next to a block number indicates that contract rent was allocated for 20 percent or more of the renter-occupied units. The dagger symbol (†) identifies blocks for which tabulations are not available because of processing errors. If there are any such blocks in the area covered by this report, population and housing unit counts for these blocks are presented on page XII; the summary figures for places and tracts (or block numbering areas) include data for these blocks; i.e., the totals contain the above-mentioned counts as well as imputed data for the various characteristics.

Data collection procedures.—The 1970 census was conducted primarily through self-enumeration. In 1960, self-enumeration was first introduced on a nationwide scale as a substitute for the traditional census direct interview.

A census questionnaire was delivered by postal carriers to every household several days before Census Day, April 1, 1970. This questionnaire contained certain explanatory information and was accompanied by an instruction sheet; in certain areas with comparatively large proportions of Spanish-speaking persons, a Spanish version of the instruction sheet was also enclosed.

In the larger metropolitan areas and some adjacent counties, altogether containing about three-fifths of the population of the United States, the household was requested to fill out and mail back the form on Census Day. Approximately 87 percent of the households did so. The mailed-back forms were reviewed by the census enumerator (or, in some lo-

calities, a census clerk) and if the form was determined to be incomplete or inconsistent, a followup was made. The bulk of these followups were made by telephone, the rest by personal visit. For the households which did not mail back their forms, a followup was also made, in almost all cases by personal visit and in the remainder by telephone. Vacant units were enumerated by personal visit.

For the remaining two-fifths of the population, the household was requested to fill out the form and give it to the enumerator when he called; approximately 80 percent did so. Incomplete and unfilled forms were completed by interview during the enumerator's visit.

Three types of questionnaires were used throughout the country: 80 percent of the households answered a form containing a limited number of population and housing questions, and the remainder, split into 15-percent and 5-percent samples, answered forms which contained these questions as well as a number of additional questions.

The subjects covered in this report are those which were collected on a 100-percent basis. That is, the questions for these subjects appeared on all three questionnaires, the 80-percent, 15-percent, and 5-percent forms.

Processing procedures.—The 1970 census questionnaires were specially designed to be processed by FOSDIC (Film Optical Sensing Device for Input to Computers). Respondents and enumerators (and for some few items, census clerks) marked the answers in predesignated positions which could be "read" by FOSDIC, from a microfilm copy of the questionnaire, onto computer magnetic tape.

The tape containing the information from the questionnaires was processed on the Census Bureau's

computers through a number of editing and tabulation steps. One of the end results of this operation was a computer tape from which the tables in this report were prepared on a cathode-ray-tube phototypesetting machine at the Government Printing Office. Another end result was the summary tape which is available for purchase, as described in the "Publication and Computer Summary Tape Program" statement at the end of this report.

DEFINITIONS AND EXPLANATIONS OF SUBJECT CHARACTERISTICS

Self-enumeration and census questionnaire.—As stated in the introductory text of this report, the 1970 census was conducted primarily through self-enumeration. The response, therefore, was based principally on the questionnaire and its accompanying instruction sheet. Furthermore, census takers were instructed to read the questions directly from the questionnaire in their telephone and personal visit interviews. The questionnaire page containing the housing questions asked on a 100-percent basis and the page of the respondent instruction sheet which relates to these questions are reproduced on pages X and XI, respectively. The definitions and explanations given below for each subject are, to a considerable extent, drawn from various technical and procedural materials used in the collection of the data. This material helped the enumerative personnel to understand more fully the intent of each question and thus to resolve problems or unusual cases. Also included is certain explanatory information to assist the user in the proper utilization of the statistics.

Comparability with 1960 data.—Although the 1970 data are generally comparable with the data collected

in 1960, certain changes have been introduced. The 1960 inquiry regarding owner occupancy has been subdivided to show a separate category for cooperatives and condominiums in 1970. The 1960 question on cooking equipment was broadened to cover "complete kitchen facilities" in 1970; i.e., an installed sink with piped water, a range or cookstove, and a mechanical refrigerator. On the other hand, the 1960 question on "condition of housing unit" (i.e., sound, deteriorating, or dilapidated) was eliminated because of serious problems with response reliability.

There have also been changes in the scope of some of the tabulations. Data on characteristics of housing units are limited in 1970 to year-round units because of the difficulty of obtaining reliable information for vacant units held for migratory labor or for seasonal occupancy. Moreover, the total counts of housing units given in this report for each block, tract or block numbering area, and place or area are limited to year-round housing units. (Counts of the total housing inventory, including vacant units held for migratory labor and seasonal occupancy, are given for census tracts in series PHC(1); and for States, cities, and counties in series HC(1)-A and HC(1)-B.)

The tabulations on value and contract rent refer to slightly different sets of housing units in 1970 than in 1960. Summarized generally, the difference is that the 1970 data exclude units on places of 10 acres or more whereas the 1960 data exclude units on farms; more specific information can be obtained by comparing the rent and value definitions in the present report with those in 1960 Census of Housing Volume I. Separate figures are shown in this report for occupied units with Negro head of household. In 1960, this type of tabulation related to the total of all

household heads other than white; Negro household heads constituted 95 percent of this total in 1960 for the Nation as a whole, but this proportion varied widely among areas.

Total population.—The total population is the count of all persons living in the block including those in group quarters. The population for each block is subdivided into the following groups expressed as percent of the total population: Negro, in group quarters, under 18 years, and 62 years and over.

In accordance with census practice dating back to 1790, each person enumerated in the 1970 census was counted as an inhabitant of his usual place of residence, which is generally construed to mean the place where he lives and sleeps most of the time. This place is not necessarily the same as his legal residence, voting residence, or domicile. In the vast majority of cases, however, the use of these different bases of classification would produce substantially the same statistics, although there may be appreciable differences for a few areas.

Implementation of this practice has resulted in the establishing of residence rules for certain categories of persons whose usual place of residence is not immediately clear. Furthermore, this practice means that persons were not always counted as residents of the place where they happened to be found by the census enumerators. Persons without a usual place of residence were, however, counted where they were enumerated. Detailed information on residence rules is given in the 1970 Census of Population PC(1)-A reports.

Housing units and group quarters.—All living quarters are classified in the census as either housing units or group quarters. Usually, living quarters are in structures intended for

residential use (e.g., a one-family home, apartment house, hotel or motel, boarding house, mobile home or trailer, etc.). Living quarters may also be in structures intended for nonresidential use (e.g., the rooms in a warehouse where a watchman lives), as well as in tents, caves, old railroad cars, etc.

A housing unit is a house, an apartment, a group of rooms, or a single room occupied or intended for occupancy as separate living quarters. Separate living quarters are those in which the occupants do not live and eat with any other persons in the structure and which have either (1) direct access from the outside of the building or through a common hall or (2) complete kitchen facilities for the exclusive use of the occupants. The occupants may be a single family, one person living alone, two or more families living together, or any other group of related or nonrelated persons who share living arrangements (except as described in the next paragraph on group quarters). Both occupied and vacant housing units are included in the housing inventory, except that mobile homes, trailers, tents, etc. are included only if they are occupied.

Group quarters are living arrangements for institutional inmates or for other groups containing five or more persons not related to the person in charge. Group quarters are located most frequently in institutions, boarding houses, military barracks, college dormitories, fraternity and sorority houses, hospitals, monasteries, convents, and ships. A house or apartment is considered group quarters if it is shared by the person in charge and five or more persons unrelated to him, or if there is no person in charge, by six or more unrelated persons. Information on the housing characteristics of group quarters is not collected in the census.

Year-round housing units.—Data on housing characteristics in the 1970 census reports are limited to year-round housing units; i.e., all occupied units plus vacant units intended for year-round use. Vacant units intended for seasonal occupancy and vacant units held for migratory labor are excluded because it is difficult to obtain reliable information for them. In this report, the housing unit counts are also limited to year-round units. Counts of the total housing inventory, however, are given for census tracts in series PHC(1), and for States, cities, and counties in series HC(1)-A and HC(1)-B.

Occupied housing units.—A housing unit is classified as occupied if a person or group of persons is living in it at the time of enumeration or if the occupants are only temporarily absent, for example, on vacation. However, if the persons staying in the unit have their usual place of residence elsewhere, the unit is classified as vacant.

A count of vacant year-round units may be derived by subtracting the sum of owner- and renter-occupied from the total number of year-round units. The count of vacant year-round units thus obtained includes units for sale or rent, units sold or rented but not yet occupied by the new owner or renter, units held for the occasional use of the owner, and units held off the market for other reasons.

Race.—The classification by race shown for occupied housing units refers to the race of the head of the household occupying the unit. Units with Negro heads of household are shown separately as percentages of owner- and renter-occupied housing units. The concept of race as used by the Census Bureau does not denote clear-cut scientific definition of biological stock. Rather, the data repre-

sent essentially self-classification by people according to the race with which they identify themselves.

Tenure.—A housing unit is "owner occupied" if the owner or co-owner lives in the unit, even if it is mortgaged or not fully paid for. A cooperative or condominium unit is "owner occupied" only if the owner or co-owner lives in it. All other occupied units are classified as "renter occupied" including units rented for cash rent and those occupied without payment of cash rent.

Plumbing facilities.—The category "with all plumbing facilities" consists of units which have hot and cold piped water inside the structure as well as a flush toilet and a bathtub or shower inside the structure for exclusive use of the occupants of the unit. "Lacking some or all plumbing facilities" means that the unit does not have all three specified plumbing facilities (hot and cold piped water, as well as flush toilet and bathtub or shower inside the structure), or that the toilet or bathing facilities are also for the use of the occupants of other housing units.

Units in structure.—Statistics on the number of housing units in a structure are presented in terms of the number of units in one-unit structures and in structures of 10 or more units. The data on units in 10-or-more-unit structures, however, are based on responses to the inquiry on number of units at the building address (item A on facsimile of questionnaire), and therefore, may be understated in blocks containing structures with two or more addresses.

Persons per room.—"Persons per room" is computed by dividing the number of persons in the unit by the number of rooms in the unit. The

category "1.01 or more persons per room" indicates an average of more than one person to a room. The figures are shown separately for all occupied units and for occupied units with all plumbing facilities.

Average number of rooms.—Rooms to be counted include whole rooms used for living purposes, such as living rooms, dining rooms, kitchens, bedrooms, finished recreation rooms, family rooms, etc. Not counted as rooms are bathrooms, porches, balconies, foyers, halls, half-rooms, kitchenettes, strip or pullman kitchens, utility rooms, unfinished attics, basements, or other space used for storage.

The average number of rooms (arithmetic mean) was computed by dividing the sum of the rooms for each tenure group by the number of owner- or renter-occupied units, respectively. The questionnaire contained a terminal category of "9 rooms or more." For purposes of the computation, the terminal category was given a mean value of 10. As a result, 10 rooms is the arbitrary maximum average which could be obtained for any block.

Average value.—Value is the respondent's estimate of how much the property (house and lot) would sell for if it were for sale. Value data are limited to owner occupied one-family houses on less than 10 acres, without a commercial establishment or medical office on the property. Cooperatives, condominiums, mobile homes, and trailers are excluded from the value tabulations.

The average value (arithmetic mean) was computed by dividing the sum of the values by the number of owner-occupied units for which value is shown. Value was reported in class intervals, the lowest and highest intervals being "Less than \$5,000" and "\$50,000 or more," respectively.

For purposes of the computation, the midpoints of the intervals were used except that a mean of \$3,500 was assigned for values less than \$5,000 and a mean of \$60,000 was assigned for values of \$50,000 or more. As a result, \$3,500 is the arbitrary minimum and \$60,000 is the arbitrary maximum average which could be obtained for any block. Average value is rounded to the nearest hundred dollars.

Average contract rent.—Contract rent is the monthly rent agreed to, or contracted for, regardless of any furnishings, utilities, or services that may be included. Contract rent data exclude one-family homes on a place of ten acres or more. The average contract rent (arithmetic mean) was computed by dividing the sum of the rental amounts by the number of renter-occupied units for which cash rent was paid; units for which no cash rent was paid were excluded from the computation. Contract rent was reported in class intervals, the lowest and highest intervals being "less than \$30" and "\$300 or more," respectively. For purposes of the computation, the midpoints of the intervals were used except that a mean of \$25 was assigned for rents less than \$30 and a mean of \$350 was assigned for rents of \$300 or more. As a result, \$25 is the arbitrary minimum and \$350 the arbitrary maximum average which could be obtained for any block. Average contract rent is rounded to the nearest dollar.

One-person households.—The data in this column refer to the number of housing units occupied by only one person.

With female head of family.—Housing units are occupied by either "families" or "primary individuals." The term "family" refers to the head of

the household and all (one or more) other persons in the household related to the head by blood, marriage, or adoption. If nobody in the household is related to the head, then the unit is not occupied by a family but by a "primary individual."

A housing unit occupied by a "family" may or may not contain persons unrelated to the head of the family, such as roomers, boarders, servants, etc.

The category "female head of family" comprises all housing units occupied by families with female heads regardless of their marital status. Included are female heads of families with no spouse and female heads of families whose husbands are living away from their families, as for example, husbands in the Armed Forces living on military reservations.

With roomers, boarders, or lodgers.—This column refers to the number of housing units containing one or more roomers, boarders, or lodgers. Not included as "roomers, boarders, or lodgers" are foster children or wards, servants who live in, companions, and partners.

ACCURACY OF THE DATA

Editing.—Human and mechanical errors occur in any mass statistical operation such as a decennial census. Errors during the data collection phase can include failure to obtain required information from respondents, obtaining incorrect or inconsistent information, and recording information in the wrong place or incorrectly. Errors can also occur during the field review of the enumerator's work, the clerical handling of the questionnaires, and the various stages of the electronic processing of the material. Careful efforts are made in every census to keep the

errors in each step at an acceptably low level. Quality control and check measures are utilized throughout the census operation. As was done for the 1950 and 1960 censuses, evaluative material on many aspects of the 1970 census will be published as soon as the appropriate data are accumulated and analyzed. A major concern in the evaluation work is to ascertain, insofar as possible, the degree of completeness of the count of both population and housing units.

The objective of the processing operation is to produce a set of statistics that describes the Nation's housing as accurately and clearly as possible. To meet this objective, certain unacceptable entries were edited.

Whenever information was missing, an allocation procedure was used to assign an entry, thereby eliminating the need for a "not reported" category in the tabulations. The assignment was based on related information reported for the housing unit or on information reported for a similar unit in the immediate neighborhood. For example, if tenure for an occupied unit was omitted but a rental amount was reported, the computer automatically edited tenure to "rented for cash rent." On the other hand, if the unit was reported as rented but the amount of rent was missing, the computer automatically assigned the rent that was reported for the preceding renter-occupied unit.

A similar procedure was used when the information reported for an item was inconsistent with other information reported for the unit. For example, if a housing unit was enumerated as having no piped water but having both a bathtub (or shower) and flush toilet for the exclusive use of the occupants of the unit, the computer edited water supply to "hot and cold water," a category considered to be consistent with the reported bathing and toilet facilities.

Specific tolerances were established for the number of computer allocations that would be permitted. If the number of corrections was beyond tolerance, the questionnaires in which the errors occurred were clerically reviewed. If it was found that the errors resulted from damaged questionnaires, improper microfilming, faulty reading by FOSDIC of undamaged questionnaires, or other types of machine failure, the questionnaires were reprocessed.

Block number check.—Through a detailed edit accomplished largely on the electronic computer, most of the errors in reporting block numbers were corrected. A control tape was created, listing the block numbers shown on the map for each enumeration district and each census tract. In certain large metropolitan areas, the control tape also contained the serial numbers assigned to each housing unit in the block. For each questionnaire, the computer compared the serial number and/or the block number, the enumeration district, and the census tract to the control tape. When an inconsistency was detected or when the block number on the questionnaire was blank, the computer changed the block number or assigned a number that was consistent with the control tape.

Specific tolerances were established for the number of block number changes and reassignments that would be permitted for each enumeration district. If the number was beyond tolerance, a clerical review was performed. In the clerical review, the enumerator's records were examined for comments and explanations, the addresses of the housing units involved were checked with the map, and block numbers were assigned as appropriate. Clerical review was required also when the control tape contained block numbers which were not reported by the enumerator.

FACSIMILE OF QUESTIONNAIRE PAGE SHOWING 100-PERCENT HOUSING QUESTIONS

<p>A. How many living quarters, occupied and vacant, are at this address?</p> <p> <input type="radio"/> One <input type="radio"/> 2 apartments or living quarters <input type="radio"/> 3 apartments or living quarters <input type="radio"/> 4 apartments or living quarters <input type="radio"/> 5 apartments or living quarters <input type="radio"/> 6 apartments or living quarters <input type="radio"/> 7 apartments or living quarters <input type="radio"/> 8 apartments or living quarters <input type="radio"/> 9 apartments or living quarters <input type="radio"/> 10 or more apartments or living quarters <input type="radio"/> This is a mobile home or trailer </p>	<p>H9. Are your living quarters—</p> <p> <input type="radio"/> Owned or being bought by you or by someone else in this household? <i>Do not include cooperatives and condominiums here.</i> <input type="radio"/> A cooperative or condominium which is owned or being bought by you or by someone else in this household? <input type="radio"/> Rented for cash rent? <input type="radio"/> Occupied without payment of cash rent? </p>	<p>FOR CENSUS ENUMERATOR'S USE ONLY</p> <table border="1" style="width:100%; border-collapse: collapse;"> <thead> <tr> <th style="width:50%;">a4. Block number</th> <th style="width:50%;">a5. Serial number</th> </tr> </thead> <tbody> <tr><td>0</td><td>0</td></tr> <tr><td>1</td><td>1</td></tr> <tr><td>2</td><td>2</td></tr> <tr><td>3</td><td>3</td></tr> <tr><td>4</td><td>4</td></tr> <tr><td>5</td><td>5</td></tr> <tr><td>6</td><td>6</td></tr> <tr><td>7</td><td>7</td></tr> <tr><td>8</td><td>8</td></tr> <tr><td>9</td><td>9</td></tr> </tbody> </table>	a4. Block number	a5. Serial number	0	0	1	1	2	2	3	3	4	4	5	5	6	6	7	7	8	8	9	9
a4. Block number	a5. Serial number																							
0	0																							
1	1																							
2	2																							
3	3																							
4	4																							
5	5																							
6	6																							
7	7																							
8	8																							
9	9																							
<p><i>Answer these questions for your living quarters</i></p> <p>H1. Is there a telephone on which people in your living quarters can be called?</p> <p> <input type="radio"/> Yes — What is the number? _____ <input type="radio"/> No </p> <p style="text-align: right; margin-right: 50px;"><i>Phone number</i></p>	<p>H10a. Is this building a one-family house?</p> <p> <input type="radio"/> Yes, a one-family house <input type="radio"/> No, a building for 2 or more families or a mobile home or trailer </p>	<p>B. Type of unit or quarters</p> <p><u>Occupied</u></p> <p> <input type="radio"/> First form <input type="radio"/> Continuation </p> <p><u>Vacant</u></p> <p> <input type="radio"/> Regular <input type="radio"/> Usual residence elsewhere <input type="radio"/> Group quarters </p> <p> <input type="radio"/> First form <input type="radio"/> Continuation </p> <p><i>For a vacant unit, also fill C, D, A, H2 to H8, and H10 to H12</i></p>																						
<p>H2. Do you enter your living quarters—</p> <p> <input type="radio"/> Directly from the outside or through a common or public hall? <input type="radio"/> Through someone else's living quarters? </p>	<p>H11. If you live in a one-family house which you own or are buying—</p> <p>What is the value of this property; that is, how much do you think this property (house and lot) would sell for if it were for sale?</p> <p> <input type="radio"/> Less than \$5,000 <input type="radio"/> \$5,000 to \$7,499 <input type="radio"/> \$7,500 to \$9,999 <input type="radio"/> \$10,000 to \$12,499 <input type="radio"/> \$12,500 to \$14,999 <input type="radio"/> \$15,000 to \$17,499 <input type="radio"/> \$17,500 to \$19,999 <input type="radio"/> \$20,000 to \$24,999 <input type="radio"/> \$25,000 to \$34,999 <input type="radio"/> \$35,000 to \$49,999 <input type="radio"/> \$50,000 or more </p> <div style="border: 1px solid black; padding: 5px; width: fit-content; margin-left: 100px;"> <p><i>If this house is on a place of 10 acres or more, or if any part of this property is used as a commercial establishment or medical office, do not answer this question.</i></p> </div>	<p>C. Vacancy status</p> <p><u>Year round—</u></p> <p> <input type="radio"/> For rent <input type="radio"/> For sale only <input type="radio"/> Rented or sold, not occupied <input type="radio"/> Held for occasional use <input type="radio"/> Other vacant </p> <p> <input type="radio"/> Seasonal <input type="radio"/> Migratory </p>																						
<p>H3. Do you have complete kitchen facilities?</p> <p><i>Complete kitchen facilities are a sink with piped water, a range or cook stove, and a refrigerator.</i></p> <p> <input type="radio"/> Yes, for this household only <input type="radio"/> Yes, but also used by another household <input type="radio"/> No complete kitchen facilities for this household </p>	<p>H12. Answer this question if you pay rent for your living quarters.</p> <p>a. If rent is paid by the month—</p> <p>What is the monthly rent?</p> <p>Write amount here → \$ _____ .00 (Nearest dollar)</p> <p><i>and</i></p> <p>Fill one circle</p> <p> <input type="radio"/> Less than \$30 <input type="radio"/> \$30 to \$39 <input type="radio"/> \$40 to \$49 <input type="radio"/> \$50 to \$59 <input type="radio"/> \$60 to \$69 <input type="radio"/> \$70 to \$79 <input type="radio"/> \$80 to \$89 <input type="radio"/> \$90 to \$99 <input type="radio"/> \$100 to \$119 <input type="radio"/> \$120 to \$149 <input type="radio"/> \$150 to \$199 <input type="radio"/> \$200 to \$249 <input type="radio"/> \$250 to \$299 <input type="radio"/> \$300 or more </p>	<p>D. Months vacant</p> <p> <input type="radio"/> Less than 1 month <input type="radio"/> 1 up to 2 months <input type="radio"/> 2 up to 6 months <input type="radio"/> 6 up to 12 months <input type="radio"/> 1 year up to 2 years <input type="radio"/> 2 years or more </p>																						
<p>H4. How many rooms do you have in your living quarters?</p> <p><i>Do not count bathrooms, porches, balconies, foyers, halls, or half-rooms.</i></p> <p> <input type="radio"/> 1 room <input type="radio"/> 2 rooms <input type="radio"/> 3 rooms <input type="radio"/> 4 rooms <input type="radio"/> 5 rooms <input type="radio"/> 6 rooms <input type="radio"/> 7 rooms <input type="radio"/> 8 rooms <input type="radio"/> 9 rooms or more </p>	<p>b. If rent is not paid by the month—</p> <p>What is the rent, and what period of time does it cover?</p> <p>\$ _____ .00 per _____</p> <p style="text-align: center;"><i>(Nearest dollar) (Week, half-month, year, etc.)</i></p>	<p>C/O <input type="radio"/> <input type="radio"/> <input type="radio"/></p>																						
<p>H5. Is there hot and cold piped water in this building?</p> <p> <input type="radio"/> Yes, hot and cold piped water in this building <input type="radio"/> No, only cold piped water in this building <input type="radio"/> No piped water in this building </p>																								
<p>H6. Do you have a flush toilet?</p> <p> <input type="radio"/> Yes, for this household only <input type="radio"/> Yes, but also used by another household <input type="radio"/> No flush toilet </p>																								
<p>H7. Do you have a bathtub or shower?</p> <p> <input type="radio"/> Yes, for this household only <input type="radio"/> Yes, but also used by another household <input type="radio"/> No bathtub or shower </p>																								
<p>H8. Is there a basement in this building?</p> <p> <input type="radio"/> Yes <input type="radio"/> No, built on a concrete slab <input type="radio"/> No, built in another way (include mobile homes and trailers) </p>																								

FACSIMILE OF RESPONDENT
INSTRUCTIONS FOR THE 100-PERCENT
HOUSING QUESTIONS

- A. Mark only one circle. **This address** means the house or building number where your living quarters are located.
- H1. Mark **Yes** and enter telephone number, even if the telephone is in another apartment or building.
- H2. Mark the second circle only if you **must** go through someone else's living quarters to get to your own.
- H3. The kitchen sink, stove, and refrigerator do **not** have to be in the same room.
- Also used by another household** means that someone else who lives in the same building, but is not a member of your household, also uses the equipment. Mark this circle also if the occupants of living quarters now vacant would also use the equipment.
- H4. Count only whole rooms used for living purposes, such as living rooms, dining rooms, kitchens, bedrooms, finished recreation rooms, family rooms, etc. Do **not** count kitchenettes, strip or pullman kitchens; utility rooms; or unfinished attics, basements, or other space used for storage.
- H5. Mark **hot water** even if you have it only part of the time.
- H6, H7. See instructions for H3 for meaning of **Also used by another household**.
- H8. A house has a **basement** if there is enclosed space in which persons can walk upright under all or part of the building. A house on a **concrete slab** has no basement and no air or crawl space below it. A house built in **another way** is one directly on the ground or resting on a foundation or posts to provide crawl space.
- H9. **Owned or being bought** means that the living quarters are owned outright or are mortgaged. Also mark **Owned or being bought** if the living quarters are owned but the land is rented.
- Mark **Rented for cash rent** if any money rent is paid. Rent may be paid by persons who are not members of your household.
- Occupied without payment of cash rent** includes, for example, a parsonage, a house or apartment provided free of rent by the owner, or a house or apartment occupied by a janitor or caretaker in exchange for services.
- H10. A **commercial establishment** is easily recognized from the outside; for example, a grocery store or barber shop. A **medical office** is a doctor's or dentist's office regularly visited by patients. If your house is on a place of 10 acres or more **and** also contains a commercial establishment or medical office, mark **Yes, 10 acres or more**.
- H11. Include the value of the house, the land it is on, and any other structures on the same property. If the house is owned but the land is rented, estimate the combined value of the house **and** the land.
- H12. Report the rent agreed to or contracted for, even if the furnishings, utilities, or services are included.
- a. If you pay rent by the month, write in the amount of rent and fill one circle.
- b. If rent is **not** paid by the month, answer both parts of **b**. For example, **\$20 per week, \$1,500 per year, etc.**
- H13. If exact costs are not known, estimate as closely as possible. Report amounts even if bills are unpaid or are paid by someone else. If the bills include utilities or fuel used also by another apartment or a business establishment, estimate the amounts for your own living quarters. If gas and electricity are billed together, enter the combined amount on the electricity line and bracket ({) the two utilities.

Characteristics of Housing Units and Population, by Blocks: 1970

Meridian

[Data exclude vacant seasonal and vacant migratory housing units. For minimum base for derived figures (percent, average, etc.) and meaning of symbols, see text]

Blocks Within Block Numbering Areas or Census Tracts	Percent of total population				Year-round housing units				Occupied housing units															
	Total population	Negro	In group quarters	Under 18 years	62 years and over	Total	Lacking some or all plumbing facilities	Units in—		Owner				Renter				1.01 or more persons per room		With room-ers, board-ers, or lodg-ers				
								One-unit structures	Structures of 10 or more units	Total	Lacking some or all plumbing facilities	Average number of rooms	Average value (dollars)	Percent Negro	Total	Lacking some or all plumbing facilities	Average number of rooms	Average contract rent (dollars)	Percent Negro		Total	With all plumbing facilities		
CITY	45083	34	3	33	15	15950	1764	11581	375	8957	452	5.6	13800	22	5872	1137	4.0	56	41	1467	1058	3161	1976	352
9501.01	10516	34	2	32	16	4061	444	2455	164	2015	117	6.0	19000	22	1722	291	3.9	68	33	336	216	983	486	89
101	31	13	-	45	7	9	-	8	-	8	-	5.5	17000	25	1	-	-	-	-	1	1	2	1	-
102	227	20	25	29	12	59	7	51	3	42	3	6.6	30300	10	14	4	6.6	161	7	1	1	3	4	2
103	21	-	-	48	14	6	-	6	-	6	-	6.8	30600	-	-	-	-	-	-	-	-	1	1	-
104	21	-	-	32	3	27	-	27	-	22	-	6.4	27800	-	1	-	-	-	-	-	-	2	1	-
105	55	-	-	38	2	16	1	14	-	15	-	5.8	26100	-	1	-	-	-	-	-	-	1	1	-
106	35	-	-	49	-	9	-	9	-	9	-	6.7	26700	-	-	-	-	-	-	-	-	-	1	-
107	32	-	-	38	19	9	-	9	-	9	-	6.6	26700	-	-	-	-	-	-	-	-	1	1	-
108	60	-	-	45	-	15	1	15	-	15	1	6.5	28000	-	-	-	-	-	-	-	-	-	-	-
109	6	-	-	67	-	1	-	-	-	-	-	-	-	-	-	-	-	-	-	-	-	-	-	-
110	18	-	-	28	11	6	-	5	-	5	-	5.6	-	-	-	-	-	-	-	-	-	-	-	-
111	20	-	-	40	-	6	-	6	-	6	-	7.0	26900	-	-	-	-	-	-	-	-	-	-	-
112	124	-	-	37	3	40	-	40	-	35	-	6.5	30900	-	2	-	-	-	-	2	2	3	-	1
113	405	-	1	14	5	198	1	37	48	21	-	6.6	28400	-	162	1	4.0	145	-	3	3	33	1	3
114	14	-	-	36	14	5	-	5	-	5	-	7.2	26000	-	-	-	-	-	-	-	-	1	1	-
115	36	-	-	25	19	12	-	8	-	7	-	5.4	22100	-	5	-	4.2	117	-	1	1	2	1	-
116	13	-	-	8	46	4	-	4	-	4	-	-	-	-	3	-	-	-	-	-	2	1	1	-
117	25	-	-	12	56	21	-	11	-	8	-	5.4	14500	-	4	-	-	-	-	-	-	4	1	1
118	52	-	-	31	12	21	-	21	-	17	-	7.0	17000	-	2	-	-	-	-	-	-	4	1	1
119	67	-	-	15	30	32	-	28	-	17	-	5.6	14800	-	11	-	5.4	103	-	-	-	7	3	3
120	19	-	-	26	32	8	-	6	-	7	-	8.1	49200	-	1	-	-	-	-	-	-	2	3	-
121	24	-	-	33	21	9	-	7	-	8	-	6.9	16300	-	1	-	-	-	-	-	-	3	2	-
122	26	-	-	39	8	10	-	4	-	5	-	-	-	-	6	-	4.3	124	-	-	-	-	-	-
123	121	-	-	32	7	36	1	35	-	29	1	7.9	38400	-	6	-	5.5	123	-	-	-	2	-	-
124	44	-	-	32	2	16	2	12	-	9	-	6.3	31100	-	6	2	4.7	123	-	-	-	1	-	-
125	64	31	-	38	6	19	1	13	-	13	1	6.9	35100	23	4	-	-	-	-	1	1	1	1	1
126	46	-	-	37	2	14	-	12	-	12	-	7.1	31300	-	1	-	-	-	-	-	-	2	2	-
127	105	-	-	40	2	30	-	30	-	29	-	8.6	47400	-	1	-	-	-	-	-	-	2	2	-
128	44	2	-	48	-	11	-	11	-	11	-	6.8	31800	-	-	-	-	-	-	-	-	-	-	-
129	4	-	-	-	-	2	-	-	-	-	-	-	-	-	-	-	-	-	-	-	-	-	-	-
130	53	-	-	36	4	16	-	14	-	14	-	6.8	32500	-	2	-	-	-	-	1	1	-	2	1
131	4	-	-	-	-	2	-	2	-	2	-	-	-	-	-	-	-	-	-	-	-	-	-	-
132	24	-	-	46	8	6	-	6	-	6	-	8.8	55000	-	-	-	-	-	-	-	-	-	-	-
133	62	-	-	45	2	14	-	14	-	13	-	9.0	51900	-	1	-	-	-	-	-	-	-	-	-
134	95	-	-	53	2	21	-	21	-	20	-	9.0	54800	-	1	-	-	-	-	-	-	-	-	-
135	7	-	-	43	-	2	-	2	-	2	-	-	-	-	-	-	-	-	-	-	-	-	-	-
136	2	-	-	-	-	2	-	2	-	2	-	-	-	-	-	-	-	-	-	-	-	-	-	-
137	148	75	-	43	15	37	12	36	-	28	10	6.0	15600	68	9	2	5.2	31	78	7	2	4	5	1
138	118	32	16	33	23	26	-	22	-	22	-	5.6	14700	32	4	-	-	-	-	2	2	2	1	-
201	29	-	-	41	7	10	-	5	-	7	-	4.9	-	-	3	-	-	-	-	1	1	1	3	-
202	25	-	-	48	8	8	1	8	-	6	1	5.0	9800	-	2	-	-	-	-	2	2	3	-	-
203	55	-	-	33	16	19	-	19	-	17	-	5.2	9900	-	1	-	-	-	-	2	2	1	3	-
204	31	-	-	42	7	8	-	7	-	8	-	5.6	15200	-	-	-	-	-	-	2	2	1	-	-
206	23	-	-	22	9	9	-	2	-	9	-	4.1	-	-	-	-	-	-	1	1	1	-	-	-
207	132	2	-	26	8	52	2	26	-	45	2	4.6	11000	4	7	-	4.4	57	-	4	4	8	3	-
208	6	-	-	33	17	2	-	2	-	2	-	-	-	-	-	-	-	-	-	-	-	-	-	-
209	8	100	-	63	-	1	-	1	-	1	-	-	-	-	-	-	-	-	-	-	-	-	-	-
210	3	-	-	-	-	1	-	1	-	1	-	-	-	-	-	-	-	-	-	-	-	-	-	-
211	2	-	-	-	-	1	-	1	-	1	-	-	-	-	-	-	-	-	-	-	-	-	-	-
212	75	40	63	16	61	9	5	9	-	3	-	-	-	-	5	4	4.0	-	100	1	-	3	1	-
213	23	100	-	61	4	4	-	4	-	4	-	-	-	-	-	-	-	-	-	-	-	-	-	-
214	7	86	-	57	-	2	-	2	-	2	-	-	-	-	-	-	-	-	-	-	-	-	-	-
216	4	-	-	-	-	1	-	1	-	1	-	-	-	-	-	-	-	-	-	-	-	-	-	-
217	9	44	-	11	11	4	-	4	-	4	-	-	-	-	-	-	-	-	-	-	-	-	-	-
218	19	100	-	58	11	4	-	4	-	4	-	-	-	-	-	-	-	-	-	-	-	-	-	-
219	40	100	-	65	10	7	4	7	-	6	3	4.8	4800	100	-	-	-	-	-	4	2	1	1	-
220	55	33	-	36	13	22	1	20	-	16	1	4.8	15300	31	4	-	-	-	-	-	-	5	2	-
221	20	20	-	30	5	7	-	6	-	5	-	5.4	10800	20	1	-	-	-	-	-	-	-	1	-
222	9	33	-	11	-	3	-	3	-	3	-	-	-	-	-	-	-	-	-	-	-	-	-	-
223	16	-	-	25	19	6	1	6	-	3	-	-	-	-	3	-	-	-	-	-	-	-	1	-
224	21	-	-	38	5	6	-	5	-	5	-	5.6	-	-	1	-	-	-	-	1	1	-	1	-
225	6	-	-	33	-	2	-	2	-	2	-	-	-	-	-	-	-	-	-	-	-	-	-	-
228	11	100	-	18	27	4	-	4	-	4	-	-	-	-	-	-	-	-	-	-	-	1	1	-
229	19	100	-	53	11	5	3	5	-	3	-	-	-	-	2	-	-	-	-	1	1	2	2	-
230	16	100	-	44	25	5	4	5																

Characteristics of Housing Units and Population, by Blocks: 1970—Con.

Meridian

(Data exclude vacant seasonal and vacant migratory housing units. For minimum base for derived figures (percent, average, etc.) and meaning of symbols, see text)

Blocks Within Block Numbering Areas or Census Tracts	Percent of total population				Year-round housing units				Occupied housing units												
	Total population	Negro	In group quarters	Under 18 years and over	Total	Units in—		Owner				Renter				1.01 or more persons per room		With roomers, boarders, or lodgers			
						One-unit structures	Structures of 10 or more units	Total	Lacking some or all plumbing facilities	Average number of rooms	Average value (dollars)	Percent Negro	Total	Lacking some or all plumbing facilities	Average number of rooms	Average contract rent (dollars)	Percent Negro		Total	With all plumbing facilities	
																					One-person households
325	67	-	-	3	22	45	-	-	-	-	-	-	43	-	3.4	135	-	-	22	1	2
326	14	-	-	57	14	6	-	1	-	-	-	-	2	-	-	-	-	-	1	-	-
327	27	-	-	33	30	8	-	8	-	7.0	23300	-	8	-	-	-	-	-	2	-	-
328	29	-	-	31	24	9	-	7	-	6.6	24800	-	2	-	-	-	-	-	2	-	-
329	18	-	-	44	11	5	-	4	-	-	-	-	-	-	-	-	-	-	1	-	-
330	11	-	-	18	46	5	-	5	-	8.2	35300	-	-	-	-	-	-	-	2	-	-
331	42	-	-	29	17	18	-	14	-	6.8	29900	-	2	-	-	-	-	-	2	-	-
332	80	-	-	25	15	29	-	28	-	6.7	30600	-	1	-	-	-	-	-	2	-	-
333	53	-	-	40	6	12	-	10	-	7.7	42800	-	2	-	-	-	-	-	1	-	-
334	17	-	-	18	24	9	-	7	-	6.7	32100	-	-	-	-	-	-	-	-	-	-
335	49	2	-	29	16	16	-	13	-	6.8	21800	-	1	-	-	-	-	-	-	2	-
336	13	-	-	15	15	7	-	7	-	5.9	14500	-	4	-	-	-	-	-	3	-	-
337	32	-	-	22	28	14	-	11	-	6.0	16700	-	4	-	-	-	-	-	2	-	2
338	55	-	-	24	27	26	-	19	-	6.6	16300	-	6	-	3.2	85	-	-	6	-	5
339	39	-	-	41	21	11	-	11	-	7.7	30200	-	-	-	-	-	-	-	2	-	-
340	14	-	-	21	29	7	-	6	-	5.7	25600	-	-	-	-	-	-	-	2	-	-
341	12	-	-	25	8	4	-	-	-	-	-	-	-	-	-	-	-	-	-	-	-
342	36	-	-	25	14	12	-	10	-	6.9	34100	-	1	-	-	-	-	-	1	-	-
343	52	-	-	19	15	22	-	19	-	5.8	21500	-	3	-	-	-	-	-	4	-	2
401	53	-	-	28	8	18	-	18	-	6.6	24400	-	-	-	-	-	-	-	2	-	-
402	64	-	-	36	6	20	-	17	-	6.5	22900	-	3	-	-	-	-	-	2	-	-
403	63	-	-	25	13	21	-	18	-	6.8	27300	-	3	-	-	-	-	-	2	-	-
404	39	-	-	31	31	17	-	16	-	6.2	25500	-	-	-	-	-	-	-	3	-	-
405	40	-	-	23	20	17	-	14	-	5.6	17500	-	3	-	-	-	-	-	1	-	3
406	54	-	-	28	13	17	-	14	-	6.1	25500	-	3	-	-	-	1	1	1	-	4
407	55	-	-	16	33	26	-	15	-	7.3	21000	-	11	-	4.2	82	-	-	10	-	1
408	37	-	-	16	35	17	-	12	-	6.4	20300	-	5	-	2.8	88	-	1	1	5	3
409	109	31	-	28	16	47	-	22	-	6.4	16100	36	23	-	4.8	80	9	1	1	16	1
410	13	31	-	23	23	5	-	3	-	-	-	-	6	-	-	-	-	-	7	-	3
411	83	23	-	24	10	32	-	24	-	5.4	13800	17	6	-	4.8	127	33	1	1	7	3
412#	53	-	-	34	2	17	-	12	-	5.8	17400	-	5	-	5.0	154	-	-	-	-	-
413	27	-	-	37	7	7	-	3	-	-	-	-	4	-	-	-	-	-	1	-	1
414	28	-	-	32	4	9	-	7	-	5.7	20500	-	1	-	-	-	-	-	-	-	-
417	1	-	-	-	-	-	-	-	-	-	-	-	7	-	-	-	-	-	-	-	-
419	63	97	-	46	10	17	-	10	-	4.5	5900	100	4	-	5.7	40	86	4	4	-	1
420	103	100	-	49	12	24	-	1	-	-	-	-	24	-	4.5	38	100	7	7	3	10
421	38	100	-	58	5	8	-	1	-	-	-	-	8	-	4.5	49	100	2	2	-	5
422	50	-	100	62	16	-	-	-	-	-	-	-	4	-	-	-	-	-	-	-	-
423	13	-	-	-	39	9	-	5	-	-	-	-	4	-	-	-	-	-	3	-	2
424#	43	-	-	21	9	21	-	7	-	6.1	16000	-	10	-	3.5	73	-	1	1	4	1
425	45	-	-	22	18	20	-	9	-	6.9	17600	-	8	-	5.4	85	-	-	4	-	4
426	24	-	-	-	67	14	-	11	-	6.7	18300	-	1	-	-	-	-	-	4	-	2
427	33	-	-	24	18	12	-	10	-	6.9	21100	-	2	-	-	-	-	-	5	-	2
429	46	-	-	28	20	19	-	6	-	4.8	-	-	13	-	4.3	83	-	-	-	-	-
430	20	75	-	30	20	10	-	7	-	5.8	-	60	4	-	-	-	-	1	-	1	-
431	75	100	-	44	16	19	-	3	-	4.6	5300	100	8	-	4.4	41	100	5	3	3	2
432	51	100	-	55	14	12	-	3	-	-	-	-	8	-	4.1	84	100	4	2	2	2
433	117	100	-	59	2	23	-	6	-	-	-	-	22	-	4.9	44	100	10	10	3	8
434	31	100	-	26	19	7	-	5	-	5.0	-	100	5	-	3.4	35	100	3	2	3	4
435	25	100	-	60	4	7	-	4	-	-	-	-	2	-	-	-	-	2	1	2	-
436#	43	100	-	49	9	10	-	4	-	-	-	-	6	-	5.2	50	100	3	3	3	4
501	68	100	-	53	4	15	-	5	-	4.8	6800	100	10	-	3.4	32	100	4	2	2	5
502	42	100	-	38	10	17	-	4	-	-	-	-	12	-	3.5	34	100	3	3	4	4
503	41	93	-	42	15	12	-	2	-	5.9	6900	88	4	-	-	-	-	2	1	3	1
504	72	100	-	58	11	17	-	6	-	4.2	4900	100	11	-	4.2	35	100	9	9	2	5
505	36	100	-	50	19	9	-	7	-	4.9	5100	100	1	-	-	-	-	4	2	-	2
506	100	99	-	47	8	26	-	12	-	4.4	7900	100	13	-	3.2	26	100	10	3	7	12
507#	18	89	-	33	6	9	-	3	-	-	-	-	6	-	2.7	49	83	2	2	4	-
508	24	46	-	25	17	12	-	4	-	-	-	-	4	-	-	-	-	-	2	-	-
509	57	-	-	14	30	37	-	13	-	5.9	12100	-	17	-	4.5	81	-	-	12	-	1
511	40	23	-	28	18	14	-	8	-	5.9	12000	25	5	-	4.2	-	40	1	1	3	1
512	89	100	-	44	11	27	-	8	-	4.3	5800	100	19	-	3.2	28	100	7	1	8	8
513	84	100	-	42	8	23	-	15	-	4.7	5800	100	8	-	3.4	28	100	6	2	5	7
514	38	100	-	29	29	13	-	7	-	4.7	7600	100	6	-	2.2	27	100	3	3	4	4
515	9	100	-	56	11	3	-	8	-	-	-	-	-	-	-	-	-	-	-	-	-
516	18	100	-	11	33	8	-	2	-	4.1	5800	100	-	-	-	-	-	-	2	-	-
517	7	100	-	14	29	2	-	-	-	-	-	-	-	-	-	-	-	-	-	-	-
518	64	100	-	42	14	19	-	9	-	5.0	6500	100	8	-	3.5	41	100	4	4	3	4
519#	50	100	-	40	14	14	-	7	-	5.4	6600	100	7	-	3.3	41	100	4	4	3	1
521#	120	100	-	50	8	42	-	10	-	-	-	-	40	-	3.8	37	100	8	8	9	21
522#	39	100	-	31	5	15	-	6	-	5.7	5700	100	8	-	4.3	35	100	1	1	4	-
523	61	100	-	43	8	17	-	12	-	5.8	9300	100	4	-	-	-	-	2	1	1	8
524	150	98	-	37	16	49	-	27	-	5.4	6800	93	20	-	4.5	39	95	9	6	13	7
525	41	100	-	56	7	3	-	3	-	-	-	-	3	-	-	-	-	4	2	-	-
526	26	73	23	15	35	7	-	2	-	4.4	5500	90	-	-	-	-	-	1	1	6	1
527	42	83	-	33	12	16	-	11	-	5.0	6100	91	3	-	-	-	-	1	1	2	6
528	58	100	-	45	9	19	-	5	-	4.0	7200	100	13	-	3.3	32	100	5	2	3	6
529	108	98	-	58	7	24	-	5	-	5.4	4600	100	18	-	3.3	32	100	11	3	5	9
530#	128	81	-	45	7	41	-	19	-	4.7	5100	68	19	-	2.9	72	79	13	4	10	5
531#	74	55	-	28	16	33	-	10	-	4.6	12100	30	20	-	3.7	55	55	4	-	10	5
532#	26	77	-	39	12	11	-	-	-	-	-	-	9	-	3.3	36	78	2	1	3	2
533#	64	-	-	20	27	31	-	10	-	7.0	20300	-	18	-	4.5	58	-	-	12	-	1
534	45	-	-	31	24	28	-	11	-	6.7	16900	-	13	-	4.0	57	-	1	1	8	3
535	31	-</																			

Characteristics of Housing Units and Population, by Blocks: 1970—Con.

Meridian

[Data exclude vacant seasonal and vacant migratory housing units. For minimum base for derived figures (percent, average, etc.) and meaning of symbols, see text]

Blocks Within Block Numbering Areas or Census Tracts	Percent of total population				Year-round housing units				Occupied housing units															
	Total population	Negro	In group quarters	Under 18 years	62 years and over	Total	Lacking some or all plumbing facilities	Units in —		Owner				Renter				1.01 or more persons per room		With roomers, boarders, or lodgers				
								One-unit structures	Structures of 10 or more units	Total	Lacking some or all plumbing facilities	Average number of rooms	Average value (dollars)	Percent Negro	Total	Lacking some or all plumbing facilities	Average number of rooms	Average contract rent (dollars)	Percent Negro		Total	With all plumbing facilities		
																							One-person households	Female head of family
602#	34	100	—	24	29	16	6	10	—	10	—	5.0	8700	100	6	6	2.2	25	100	—	—	7	3	—
603	46	85	—	26	22	16	5	13	—	11	1	4.9	5200	73	4	—	—	—	—	3	1	2	—	—
604	23	9	—	35	12	—	—	10	—	8	—	6.1	12300	10	2	—	—	—	—	—	—	3	—	1
605#	46	52	—	28	20	17	3	17	—	10	—	7.5	9700	50	8	3	4.4	36	63	—	—	3	2	—
606	32	—	—	19	38	16	—	13	—	13	—	5.8	9000	—	2	—	—	—	—	—	1	1	6	—
607	42	52	—	55	2	12	4	10	—	8	3	5.9	6400	50	4	—	—	—	—	2	1	1	5	1
608	100	—	—	56	22	4	—	—	—	—	—	—	—	—	—	—	—	—	—	—	—	—	—	—
609#	68	100	—	59	12	18	9	12	—	5	1	6.0	—	100	11	6	3.7	25	100	5	2	4	5	—
610#	64	97	—	39	16	20	10	16	—	8	1	5.3	8400	88	11	8	3.3	25	100	5	—	3	6	—
611#	22	27	—	46	14	2	—	4	—	3	—	—	—	—	11	2	3.8	53	27	—	—	7	2	—
612#	36	—	—	17	42	20	—	7	—	6	—	6.7	—	—	14	—	4.5	72	—	—	—	11	4	—
613	29	—	—	7	17	18	—	5	—	9	—	6.0	15000	—	6	—	4.3	82	—	—	—	2	4	1
614	26	—	—	23	46	14	—	8	—	6	—	5.2	10800	—	5	—	4.8	53	—	—	—	4	4	—
615	29	—	—	17	24	14	—	11	—	9	—	7.2	11900	—	4	—	—	—	—	—	—	2	2	1
616	31	—	—	13	26	18	—	9	—	5	—	6.6	11800	—	10	—	3.9	78	—	—	—	4	3	—
617	19	—	—	5	26	16	—	2	—	4	—	—	—	—	7	—	4.1	78	—	—	—	4	—	—
618#	87	55	—	39	26	42	6	10	—	4	—	—	—	—	34	6	3.8	47	44	5	4	13	6	—
619#	126	95	—	43	10	37	16	21	—	15	3	4.9	8000	87	19	11	3.1	34	95	15	8	4	8	2
620#	63	100	—	29	24	30	13	23	—	16	6	4.8	8100	100	13	7	3.3	31	100	3	2	15	4	3
621#	63	62	—	29	19	28	5	14	—	15	2	4.5	6100	53	10	2	2.3	47	60	7	5	11	4	4
622#	51	—	—	22	22	28	—	10	—	8	—	5.3	6900	—	15	—	3.9	83	—	3	3	7	4	1
623#	56	32	—	30	23	25	—	15	—	14	—	5.6	9100	21	8	—	3.1	54	13	2	2	5	3	2
624#	66	—	—	32	21	21	—	14	—	13	—	5.8	7800	—	7	—	4.0	43	—	5	5	3	1	—
625#	68	4	—	21	12	32	—	14	—	12	—	5.3	5500	—	18	—	3.2	52	6	6	6	10	3	—
626#	54	15	—	35	13	26	—	10	—	12	—	5.3	7800	17	12	—	4.2	50	—	—	—	11	3	—
627#	30	—	—	13	33	20	1	8	—	8	—	5.1	8400	—	9	1	3.8	73	—	—	—	8	1	—
628#	61	80	—	33	16	28	23	25	—	5	1	4.8	5100	20	21	20	3.1	35	86	8	2	10	1	1
629#	56	5	—	14	25	24	—	7	—	11	—	6.1	10400	—	13	—	4.4	48	15	2	2	7	4	—
630#	22	—	—	9	27	19	—	7	—	6	—	5.0	—	—	9	—	4.0	43	—	—	—	9	3	—
631#	87	37	—	36	22	27	4	15	—	12	1	4.3	8500	42	12	3	4.4	47	33	6	5	4	4	1
632#	40	53	—	23	28	18	2	12	—	10	—	5.7	8100	50	7	2	3.6	40	43	1	—	5	2	—
634	5	—	—	40	3	3	—	—	—	—	—	—	—	—	—	—	—	—	—	—	—	—	—	—
635	92	32	—	28	14	45	7	13	13	10	1	4.8	11000	30	31	6	3.3	49	19	4	2	19	4	1
636	3	—	—	—	—	4	—	—	—	—	—	—	—	—	—	—	—	—	—	—	—	—	—	—
637	39	—	—	28	15	18	—	2	—	4	—	—	—	—	13	—	4.1	58	—	1	1	5	4	1
638	33	3	—	12	36	18	1	1	—	3	—	—	—	—	13	1	4.2	90	8	—	—	5	2	1
639	48	—	—	23	23	26	—	10	—	11	—	5.5	10800	—	12	—	3.4	61	—	2	2	11	2	—
640	18	—	—	11	50	11	—	6	—	4	—	—	—	—	4	—	—	—	—	—	—	1	2	—
641	53	—	—	23	17	25	—	8	—	4	—	—	—	—	20	—	3.9	65	—	—	—	8	1	—
701	13	—	—	15	23	7	1	5	—	6	1	5.3	—	—	1	—	—	—	—	—	—	4	—	—
702	24	—	—	21	29	13	—	4	—	4	—	—	—	—	8	—	3.0	70	—	—	—	6	—	1
703	—	—	—	—	—	1	—	—	—	—	—	—	—	—	—	—	—	—	—	—	—	—	—	—
704	15	—	—	13	13	15	—	1	—	1	—	—	—	—	9	—	4.2	59	—	—	—	6	1	—
705	3	—	—	—	—	2	—	—	—	—	—	—	—	—	—	—	—	—	—	—	—	—	—	—
706	11	—	—	9	27	8	—	3	—	3	—	—	—	—	4	—	—	—	—	—	—	4	2	—
707	5	—	—	60	6	6	—	3	—	2	—	—	—	—	1	—	—	—	—	—	—	—	—	—
709	31	—	—	45	19	19	—	3	—	3	—	—	—	—	14	—	3.4	45	—	—	—	6	4	2
710	21	—	—	10	38	11	—	6	—	7	—	4.6	—	—	3	—	—	—	—	1	1	2	—	—
711	35	—	—	20	14	15	1	3	—	3	—	—	—	—	12	1	3.9	43	—	1	—	4	1	—
713	4	—	—	—	—	4	—	—	—	—	—	—	—	—	—	—	—	—	—	—	—	—	—	—
714	32	—	—	6	34	18	—	5	—	7	—	5.6	—	—	11	—	3.4	50	—	—	—	8	2	—
715	33	—	—	12	36	21	—	12	—	10	—	5.1	13300	—	11	—	2.9	58	—	1	1	10	1	2
716	18	—	—	22	39	14	—	4	—	3	—	—	—	—	8	—	3.9	40	—	—	—	7	2	—
717	25	—	—	16	44	13	—	6	—	5	—	6.6	—	—	8	—	3.6	63	—	—	—	5	2	1
718	10	—	—	60	8	8	—	3	—	2	—	—	—	—	5	—	3.4	—	—	—	—	5	2	1
719	22	—	—	55	17	2	—	2	—	4	—	—	—	—	11	1	3.1	43	—	—	—	2	3	—
720	11	—	—	82	7	3	—	4	—	4	—	—	—	—	2	—	—	—	—	—	—	9	1	—
721	16	—	—	25	19	11	—	—	—	1	—	—	—	—	8	—	3.0	66	—	1	1	7	—	—
722	14	7	—	14	29	11	—	1	—	1	—	—	—	—	8	—	3.4	49	13	—	—	5	1	—
723	15	—	—	67	15	7	—	7	—	5	—	6.6	—	—	6	—	4.2	62	—	—	—	8	1	1
724	53	59	—	26	15	30	3	8	—	13	—	5.3	9500	46	15	3	2.8	44	27	2	2	18	4	—
725	29	76	—	59	7	10	—	2	—	1	—	—	—	—	5	—	3.8	49	60	3	3	7	—	—
726	21	—	—	19	24	15	—	3	—	4	—	—	—	—	9	—	3.2	73	—	1	1	—	—	—
727	16	—	—	63	14	—	—	—	—	—	—	—	—	—	12	—	3.8	71	—	—	—	8	—	—
728	2	—	—	—	—	2	—	—	—	—	—	—	—	—	—	—	—	—	—	—	—	—	—	—
729	19	—	—	47	16	—	—	1	—	1	—	—	—	—	9	—	3.7	65	—	1	1	4	—	—
730	13	—	—	8	39	11	—	4	—	1	—	—	—	—	8	—	3.4	49	—	—	—	6	2	—
731	25	—	—	8	28	13	—	5	—	5	—	5.6	—	—	8	—	3.6	41	—	—	—	7	1	1
732	29	—	—	21	35	19	1	6	—	6	1	4.7	—	—	11	—	3.8	42	—	—	—	11	3	—
733	12	—	—	33	25	10	—	1	—	3	—	—	—	—	3	—								

Characteristics of Housing Units and Population, by Blocks: 1970—Con.

Meridian

[Data exclude vacant seasonal and vacant migratory housing units. For minimum base for derived figures (percent, average, etc.) and meaning of symbols, see text.]

Blocks Within Block Numbering Areas or Census Tracts	Percent of total population				Year-round housing units				Occupied housing units															
	Total population	Negro	In group quarters	Under 18 years and over	Total	Lacking some or all plumbing facilities	Units in—		Owner				Renter				1.01 or more persons per room		One-person households	With female head of family	With roomers, boarders, or lodgers			
							One-unit structures	Structures of 10 or more units	Total	Lacking some or all plumbing facilities	Average number of rooms	Average value (dollars)	Percent Negro	Total	Lacking some or all plumbing facilities	Average number of rooms	Average contract rent (dollars)	Percent Negro				Total	With all plumbing facilities	
																								One-unit structures
831	13	-	-	46	11	-	4	-	3	-	5	-	4.4	63	-	-	4	2	-		
832	14	-	-	86	12	2	4	-	2	-	6	2	2.8	52	-	1	1	4	1	2	
833	14	7	-	71	8	2	1	1	2	-	6	1	1.8	76	17	-	-	6	-	1	
834	2	3	-	
838	9	-	-	67	7	2	1	1	2	-	4	-	-	4	-	...	
844	-	-	-	-	1	-	-	-	
845	12	-	-	25	33	9	1	-	1	-	6	-	3.2	52	-	-	4	1	...		
847	6	-	-	83	5	-	1	-	1	-	4	-	-	4	-	...	
850	4	1	-	-	-	
9501.02	9234	10	1	34	11	3101	102	2705	73	2343	36	5.8	16300	7	615	59	4.6	97	17	139	114	379	260	36
101	160	-	-	36	9	53	1	43	10	35	-	6.6	21900	-	14	1	4.1	140	-	1	1	2	7	-
102	43	14	-	26	19	16	-	10	-	11	-	5.4	20800	-	4	-	2	2	2	3	-
103	28	-	-	25	25	14	-	13	-	12	-	5.3	10800	-	2	-	-	-	6	-	-
106	55	-	-	40	7	17	-	14	-	9	-	6.2	13100	-	8	-	5.0	123	-	1	1	3	1	1
107	61	-	-	26	2	22	-	10	3	7	-	6.1	16600	-	14	-	4.1	139	-	-	-	1	-	3
108	65	-	-	39	2	19	-	18	-	17	-	6.5	19300	-	1	-	-	-	1	-	-
109	53	-	-	43	4	16	-	16	-	14	-	6.4	28900	-	1	-	-	-	1	-	-
110	164	1	-	48	-	43	1	43	-	38	1	6.4	21800	-	5	-	5.2	...	20	1	1	2	3	-
111	80	9	-	48	4	19	-	19	-	18	-	6.2	20000	6	1	2	2	1	-	1
112	118	-	-	41	4	36	-	31	-	24	-	6.2	19500	-	11	-	4.5	128	-	2	2	3	3	2
113	17	-	-	24	-	7	-	7	-	7	-	5.7	23000	-	-	-	-	-	-	-	-	1	-	-
114	126	-	-	37	1	33	-	33	-	33	-	6.7	27000	-	-	-	-	-	-	-	-	2	1	-
115	61	-	-	44	5	19	-	19	-	14	-	6.2	25200	-	3	-	-	-	1	1	-
116	152	5	-	39	5	48	2	48	2	39	-	6.1	16800	5	5	1	4.6	...	20	-	-	2	4	-
117	41	-	-	37	2	12	-	12	-	11	-	6.0	24100	-	1	-	-	1	1	-	-
118	74	-	-	47	4	19	-	19	-	17	-	5.2	12000	-	2	-	2	2	1	1	-
119	61	-	-	38	-	18	-	18	-	16	-	5.1	11600	-	2	-	-	-	4	-	-
120	55	-	-	40	9	14	-	14	-	12	-	5.7	15700	-	2	-	2	2	-	1	-
121	39	-	-	26	8	13	-	11	2	10	-	5.4	12300	-	3	-	1	1	-	2	-
122	19	-	-	16	21	6	-	5	-	5	-	5.6	13800	-	1	-	-	-	1	-	-
123	69	-	-	51	-	16	-	16	-	13	-	5.4	11000	-	3	-	3	3	-	1	-
124	56	-	-	32	5	21	-	19	-	13	-	5.5	12700	-	5	-	5.2	...	-	1	1	2	2	-
125	30	-	-	30	20	12	-	12	-	9	-	5.3	12900	-	2	-	-	-	2	-	-
126	49	-	-	29	10	21	-	20	-	18	-	5.5	12900	-	2	-	-	-	6	1	-
127	116	-	-	41	6	37	1	32	-	28	-	5.2	13500	-	8	1	4.6	85	-	2	2	3	3	-
128	122	-	-	44	2	35	-	35	-	27	-	5.3	14400	-	6	-	5.3	142	-	2	2	1	-	1
129	42	-	-	38	12	15	-	13	-	12	-	5.4	17000	-	2	-	2	2	2	2	-
130	163	4	4	29	14	52	1	50	-	42	-	6.5	23600	-	10	1	4.8	116	10	1	1	5	4	-
131	157	-	-	26	5	75	-	17	56	14	-	5.7	22200	-	46	-	4.5	167	-	2	2	6	2	1
132	119	1	-	43	9	33	-	26	-	24	-	6.0	16000	-	9	-	4.6	93	11	2	2	3	2	-
134	8	-	-	38	-	5	-	5	-	2	-	-	1	-	-	-	-	-	-
135	20	-	-	35	20	9	-	9	-	7	-	5.4	14800	-	2	-	-	-	3	-	-
136	28	-	-	29	14	14	-	9	-	9	-	6.0	13400	-	2	-	-	-	3	2	-
137	41	-	-	39	15	13	-	9	-	6	-	5.8	16500	-	6	-	4.8	123	-	-	-	3	-	-
201	46	-	-	35	13	14	-	11	-	8	-	6.9	18000	-	6	-	4.2	78	-	1	1	2	1	-
202	33	-	-	36	27	11	-	11	-	11	-	6.5	17300	-	-	-	-	-	-	-	-	2	2	-
203	32	-	-	22	25	11	-	9	-	9	-	7.1	22200	-	2	-	1	1	-	1	1
204	27	-	-	30	11	9	-	9	-	9	-	6.1	27400	-	-	-	-	-	-	-	-	-	-	-
205	4	2
206	99	-	-	33	11	34	-	30	-	28	-	6.0	16600	-	5	-	5.2	...	-	-	-	5	-	-
207	136	-	-	36	10	41	-	41	-	40	-	6.3	23400	-	1	-	-	-	3	1	2
208	6	-	-	33	33	2	-	-	-	-	-	-
209	11	-	-	9	36	6	-	5	-	3	-	-	3	-	-	-	2	1	-
210	27	-	-	22	-	10	-	10	-	10	-	5.2	10500	-	-	-	-	-	-	-	-	1	-	-
211	13	-	-	39	-	4	-	-	-	-	-	-
212	22	-	-	46	-	6	-	4	-	4	-	-	2	-	-	-	-	1	-
213	62	-	-	42	29	13	-	7	-	7	-	5.4	17100	-	2	-	-	-	3	3	-
214	24	-	-	38	4	7	-	7	-	5	-	5.8	17000	-	2	-	-	-	-	1	-
215	2	1
216	1	1
217	7	-	-	14	-	3
218	4	3
219	6	3
220	14	-	-	47	-	4
221	15	-	-	23	-	5
222	9	-	-	22	-	3
223	26	-	-	42	4	7	-	7	-	6	-	5.0	14600	-	1	-	-	-	1	-	-
224	5	-	-	60	-	3
225	12	-	-	50	-	4
226	6	-	-	67	-	2
227	21	-	-	29	14	6	-	6	-	6	-	5.3	10000	-	-	-	-	-	-	-	-	-	1	-
301	105	29	-	44	11	32	3	31	-	27	1	5.4	14100	22	3	-	4	4	3	5	-
303	40	-	-	38	5	11	-	11	-	10	-	6.1	14700	-	1	-	-	-	-	-	-
304	16	-	-	31	6	5	-	5	-	4	-	-	1	-	-	-	1	-	-
307	25	-	-	56	6	6	-	6	-	6	-	5.3	14600	-	-	-	-	-	-	-	-	1	-	-
309	22	64	-	46	14	6	-	6	-	6	-	5.3	7700	33	-	-	-	-	-	-	-	1	1	-
310	147	-	-	37	5	44	-	43	-	36	-	6.4	19000	-	8	-	5.6	134						

Characteristics of Housing Units and Population, by Blocks: 1970—Con.

Meridian

[Data exclude vacant seasonal and vacant migratory housing units. For minimum base for derived figures (percent, average, etc.) and meaning of symbols, see text]

Blocks Within Block Numbering Areas or Census Tracts

	Percent of total population				Year-round housing units				Occupied housing units																
	Total population	Negro	In group quarters	Under 18 years	62 years and over	Total	Lacking some or all plumbing facilities	Units in—		Owner				Renter				1.01 or more persons per room		With all plumbing facilities	One-person households	With female head of family	With roomers, boarders, or lodgers		
								One-unit structures	Structures of 10 or more units	Total	Lacking some or all plumbing facilities	Average number of rooms	Average value (dollars)	Percent Negro	Total	Lacking some or all plumbing facilities	Average number of rooms	Average contract rent (dollars)	Percent Negro					Total	With all plumbing facilities
328	74	19	—	37	4	23	4	23	—	19	3	5.2	9900	16	4	—	—	—	—	—	3	1	2	—	—
329	29	79	—	45	17	9	2	9	—	6	2	5.2	12300	83	2	—	—	—	—	—	1	—	2	—	—
330	82	51	—	32	26	26	—	26	—	21	—	5.3	15500	57	4	—	—	—	—	—	2	2	9	5	—
401	133	19	—	35	6	46	7	45	—	40	4	5.3	9500	23	3	—	—	—	—	—	2	2	—	—	—
402	18	—	—	56	—	4	—	—	—	—	—	—	—	—	—	—	—	—	—	—	1	1	—	—	—
403	30	—	—	47	—	7	—	7	—	4	—	—	—	—	—	—	—	—	—	—	—	—	—	—	—
404	2	—	—	—	—	2	—	—	—	—	—	—	—	—	—	—	—	—	—	—	—	—	—	—	—
405	48	—	10	50	2	9	—	9	—	9	—	5.1	13700	—	—	—	—	—	—	—	3	3	1	1	1
406	55	—	—	29	16	19	—	19	—	19	—	5.4	13700	—	—	—	—	—	—	—	—	—	1	2	—
407	61	—	—	23	16	23	—	22	—	23	—	5.3	13400	—	—	—	—	—	—	—	—	—	2	3	—
408	15	—	—	47	13	4	—	—	—	—	—	—	—	—	—	—	—	—	—	—	—	—	—	—	—
409	9	—	—	44	11	3	—	—	—	—	—	—	—	—	—	—	—	—	—	—	—	—	—	—	—
410	21	—	—	38	14	6	—	6	—	6	—	5.2	10800	—	—	—	—	—	—	—	1	1	—	—	—
412	7	—	—	43	—	2	—	—	—	—	—	—	—	—	—	—	—	—	—	—	—	—	—	—	—
413	5	—	—	20	—	2	—	—	—	—	—	—	—	—	—	—	—	—	—	—	—	—	—	—	—
414	10	—	—	50	—	3	—	—	—	—	—	—	—	—	—	—	—	—	—	—	—	—	—	—	—
415	26	—	—	58	8	5	—	5	—	1	—	—	—	—	—	—	—	—	—	—	—	—	1	—	—
416	60	—	—	27	8	23	—	23	—	19	—	5.3	12300	—	3	—	—	—	—	—	—	—	3	2	—
417	14	—	—	29	50	6	—	6	—	5	—	5.4	11400	—	1	—	—	—	—	—	1	1	1	1	—
418	17	—	—	47	18	5	—	4	—	4	—	—	—	—	—	—	—	—	—	—	—	—	—	—	—
419	22	—	—	27	18	7	—	7	—	8	—	4.9	9800	—	—	—	—	—	—	—	1	1	1	—	—
420	26	—	—	39	8	7	—	7	—	5	—	5.6	8300	—	2	—	—	—	—	—	—	—	—	—	—
421	17	—	—	29	24	9	—	5	—	7	—	4.9	—	—	2	—	—	—	—	—	—	—	6	—	—
422	11	—	—	46	18	4	—	—	—	—	—	—	—	—	—	—	—	—	—	—	—	—	—	—	—
423	17	—	—	35	—	5	—	—	—	5	—	5.8	8600	—	—	—	—	—	—	—	1	1	—	—	—
424	16	—	—	31	6	6	—	6	—	5	—	6.0	9800	—	1	—	—	—	—	—	—	—	1	—	—
425	46	—	—	30	4	14	—	10	—	8	—	6.4	13900	—	6	—	4.3	95	—	—	—	—	1	—	1
426	9	—	—	33	—	10	—	—	—	—	—	—	—	—	—	—	—	—	—	—	—	—	—	—	—
427	49	—	—	37	6	13	—	—	—	10	—	5.9	14900	—	3	—	—	—	—	—	—	—	—	—	—
428	67	—	—	36	2	20	—	11	—	8	—	6.1	17700	—	12	—	4.3	127	—	—	—	—	—	2	—
501	40	—	—	28	13	11	—	9	—	11	—	5.4	16500	—	—	—	—	—	—	—	—	—	—	—	—
502	49	51	—	45	16	15	3	15	—	12	1	5.3	12800	17	3	—	—	—	—	—	4	1	2	2	—
503	120	—	—	38	4	32	—	31	—	31	—	5.6	15300	—	1	—	—	—	—	—	3	3	2	1	—
504	36	—	—	39	—	11	—	11	—	10	—	5.2	12300	—	—	—	—	—	—	—	—	—	—	—	—
505	30	—	—	23	30	7	1	7	—	5	—	5.0	12700	—	2	—	—	—	—	—	1	1	2	1	—
506	16	—	—	19	25	6	—	6	—	5	—	5.6	11300	—	1	—	—	—	—	—	—	—	1	3	—
507	49	—	—	35	—	15	—	15	—	13	—	5.8	13400	—	2	—	—	—	—	—	—	—	1	1	—
508	27	—	—	26	7	9	—	9	—	7	—	5.9	13800	—	1	—	—	—	—	—	—	—	—	—	—
509	32	—	—	25	9	12	—	12	—	11	—	6.0	10800	—	1	—	—	—	—	—	—	—	2	1	—
510	30	—	—	17	27	11	—	11	—	10	—	5.4	11500	—	1	—	—	—	—	—	—	—	1	1	—
511	26	—	—	15	—	11	—	9	—	9	—	4.8	10000	—	2	—	—	—	—	—	—	—	3	—	—
512	11	—	—	9	36	6	—	6	—	5	—	5.8	17300	—	—	—	—	—	—	—	1	1	2	—	1
513	73	—	—	32	10	26	—	24	—	21	—	5.7	15700	—	3	—	—	—	—	—	—	—	2	4	—
514	28	—	—	39	14	9	—	9	—	8	—	6.1	17800	—	1	—	—	—	—	—	—	—	2	4	—
515	41	—	—	42	7	13	—	13	—	11	—	5.1	13100	—	2	—	—	—	—	—	—	—	1	4	—
516	43	—	—	33	5	15	—	15	—	13	—	5.5	14300	—	—	—	—	—	—	—	—	—	2	1	—
517	61	—	—	41	5	17	—	17	—	17	—	6.0	18400	—	—	—	—	—	—	—	—	—	4	1	—
518	32	—	—	28	13	12	—	12	—	12	—	5.8	18000	—	—	—	—	—	—	—	—	—	3	1	—
519	70	—	—	41	7	21	—	21	—	18	—	5.4	14900	—	3	—	—	—	—	—	—	—	3	1	—
520	81	—	—	38	—	26	—	26	—	24	—	5.3	16400	—	1	—	—	—	—	—	—	—	1	—	—
521	40	—	—	25	3	15	—	15	—	13	—	5.8	17200	—	2	—	—	—	—	—	—	—	1	1	—
522	57	—	—	33	11	19	—	19	—	17	—	5.5	14200	—	2	—	—	—	—	—	—	—	2	1	—
523	204	—	—	33	9	61	—	60	—	51	—	6.3	22400	—	10	—	5.0	129	—	—	—	—	3	3	—
525	142	—	1	24	12	57	—	47	—	40	—	6.6	26500	—	12	—	4.7	111	—	—	—	—	10	5	—
526	30	—	—	23	33	15	—	15	—	13	—	7.8	39300	—	1	—	—	—	—	—	—	—	4	1	—
527	20	—	—	—	45	9	—	9	—	8	—	7.3	35300	—	1	—	—	—	—	—	—	—	—	—	—
528	11	—	—	36	27	4	—	—	—	—	—	—	—	—	—	—	—	—	—	—	—	3	—	—	
529	49	—	—	29	14	17	—	17	—	17	—	5.8	20400	—	—	—	—	—	—	—	—	—	3	4	—
530	160	—	—	36	11	51	—	45	—	41	—	5.8	16500	—	9	—	4.6	109	—	—	2	2	3	—	—
601	58	—	—	47	3	14	—	14	—	10	—	6.2	18900	—	4	—	—	—	—	—	—	—	2	2	—
602	26	—	—	31	23	10	—	10	—	10	—	5.9	20800	—	—	—	—	—	—	—	—	—	2	3	—
603	15	—	—	27	13	5	—	5	—	5	—	6.4	21800	—	—	—	—	—	—	—	—	—	1	—	—
604	20	—	—	35	15	6	—	6	—	6	—	6.8	27900	—	—	—	—	—	—	—	—	—	2	—	—
605	58	—	—	19	29	28	—	10	—	9	—	6.2	16100	—	17	—	3.9	102	—	—	—	—	6	4	—
606#	41	—	—	27	13	17	—	13	—	11	—	6.1	15900	—	5	—	5.0	95	—	—	—	—	4	2	—
607	18	—	—	44	6	5	—	5	—	5	—	7.0	16300	—	—	—	—	—	—	—	—	—	—	—	—
608	11	—	—	18	55	4	—	—	—	9	—	5.9	19500	—	1	—	—	—	—	—	—	—	4	1	—
609	17	—	—	6	18	11	—	6	—	5	—	5.0	11300	—	1	—	—	—	—	—	—	—	2	2	—
610	12	—	—																						

Characteristics of Housing Units and Population, by Blocks: 1970—Con.

Meridian

[Data exclude vacant seasonal and vacant migratory housing units. For minimum base for derived figures (percent, average, etc.) and meaning of symbols, see text]

Blocks Within Block Numbering Areas or Census Tracts	Percent of total population					Year-round housing units					Occupied housing units														
	Total population	Negro	In group quarters	Under 18 years	62 years and over	Total	Lacking some or all plumbing facilities	Units in—		Owner			Renter				1.01 or more persons per room		With all plumbing facilities	One-person households	With female head of family	With roomers, boarders, or lodgers			
								One-unit structures	Structures of 10 or more units	Total	Lacking some or all plumbing facilities	Average number of rooms	Average value (dollars)	Percent Negro	Total	Lacking some or all plumbing facilities	Average number of rooms	Average contract rent (dollars)					Percent Negro	Total	
																									Percent Negro
706	50	86	—	42	6	12	2	12	—	9	1	4.9	6100	100	3	—	—	—	—	—	4	4	1	4	—
707	17	18	—	6	47	8	1	7	—	7	—	6.0	17700	—	1	—	—	—	—	—	—	—	1	1	—
708	18	—	—	28	33	6	—	6	—	5	—	7.0	—	—	—	—	—	—	—	—	—	2	3	—	
709	36	—	—	47	22	11	—	11	—	11	—	8.0	23000	—	—	—	—	—	—	—	1	1	1	1	—
710	20	—	—	20	20	8	—	5	—	5	—	8.6	—	—	3	—	—	—	—	—	—	3	—	—	
711	54	—	—	27	26	20	—	17	—	16	—	5.8	13700	—	4	—	—	—	—	—	1	1	1	—	—
713	15	—	—	27	20	6	—	7	—	6	—	5.7	12900	—	—	—	—	—	—	—	—	—	1	—	—
714	25	—	—	16	36	10	—	7	—	—	—	6.8	17900	—	—	—	—	—	—	—	—	—	—	—	—
715#	62	68	—	19	26	23	5	14	—	12	—	5.3	10500	33	10	5	3.5	35	100	4	3	3	1	—	—
716	62	100	—	48	7	21	9	10	—	7	2	4.6	7600	100	13	7	3.8	39	100	8	6	4	6	2	—
717	63	100	—	59	11	15	4	14	—	6	—	4.7	6600	100	8	3	4.4	43	100	6	4	2	5	—	—
718	7	14	—	29	14	6	1	2	—	1	—	—	—	—	2	—	—	—	—	—	—	—	—	—	—
719	19	—	—	11	26	8	—	8	—	7	—	5.7	10900	—	—	—	—	—	—	—	—	—	1	—	—
720	26	12	—	19	15	10	—	8	—	6	—	6.2	15000	17	1	—	—	—	—	—	—	—	—	—	—
721	32	28	—	16	34	14	3	13	—	11	2	4.9	12100	9	—	—	—	—	—	—	2	1	—	—	—
722	22	—	—	27	23	7	1	7	—	7	—	5.6	13000	—	—	—	—	—	—	—	—	—	—	—	—
723	50	14	—	28	22	17	—	16	—	14	—	5.8	9800	14	2	—	—	—	—	—	—	—	2	1	—
724	77	99	—	35	16	27	7	22	—	15	2	5.3	8000	93	10	5	4.1	39	100	4	4	7	8	—	—
725	33	76	—	33	12	11	—	7	—	10	—	4.9	9900	50	1	—	—	—	—	—	1	1	3	4	1
726	21	5	—	14	38	11	—	11	—	10	—	5.6	12000	10	1	—	—	—	—	—	—	—	5	—	—
727	35	—	—	34	11	12	—	11	—	11	—	5.5	14400	—	—	—	—	—	—	—	—	—	2	1	—
728	20	—	—	10	10	10	—	10	—	9	—	5.4	10900	—	—	—	—	—	—	—	—	—	—	—	—
802	12	—	—	33	50	7	—	6	—	2	—	—	—	—	3	—	—	—	—	—	—	—	—	—	—
803	18	—	6	—	61	11	—	8	—	6	—	5.7	11300	—	4	—	—	—	—	—	—	—	3	—	2
804	40	—	5	25	8	15	—	13	—	13	—	5.5	14900	—	2	—	—	—	—	—	—	—	—	1	—
805	31	—	13	13	26	15	1	9	—	5	—	7.0	15500	—	9	1	3.4	66	—	—	—	—	5	—	—
806	39	15	—	39	8	11	—	7	—	8	—	6.0	12300	13	3	—	—	—	—	—	—	—	1	2	—
807#	47	2	—	34	11	18	1	14	—	7	—	5.4	11200	—	10	1	4.4	63	10	1	1	4	—	—	—
808	36	6	—	33	19	13	1	10	—	9	1	5.2	12100	11	4	—	—	—	—	—	—	—	3	2	1
809#	40	73	—	40	15	14	4	11	—	8	1	4.9	7000	50	6	3	3.5	42	83	3	1	4	2	1	—
813	13	39	—	8	62	8	1	8	—	7	1	5.4	—	29	—	—	—	—	—	—	—	—	3	1	—
814	11	18	—	9	27	5	2	3	—	3	—	—	—	—	2	—	—	—	—	—	—	—	1	—	—
815	35	—	—	31	26	12	—	8	—	8	—	5.5	11800	—	4	—	—	—	—	—	—	—	2	2	—
816	17	41	—	12	24	7	2	6	1	4	—	—	—	—	2	—	—	—	—	—	—	2	1	—	
817	96	76	—	54	8	21	11	17	—	8	2	6.0	8800	50	13	9	3.5	32	92	9	3	4	5	—	—
818	75	87	—	28	12	21	—	20	—	17	—	4.9	7500	77	4	—	—	—	—	—	—	5	5	3	6
819	48	38	—	21	25	15	2	11	—	11	2	5.8	11400	46	4	—	—	—	—	—	—	—	1	1	1
820	32	—	—	9	53	15	—	13	—	13	—	5.4	12800	—	2	—	—	—	—	—	—	—	3	2	1
821	32	—	—	13	53	16	1	13	—	13	1	6.0	11000	—	3	—	—	—	—	—	—	—	5	3	1
822	48	—	—	15	25	22	—	18	—	16	—	6.3	13600	—	5	—	4.6	—	—	—	—	—	2	1	1
823	16	—	—	—	38	9	—	7	—	8	—	5.1	11600	—	1	—	—	—	—	—	—	—	3	1	—
824	64	83	—	28	23	22	7	13	—	14	2	5.9	8000	64	7	5	3.9	36	86	1	—	4	5	1	—
825	51	84	—	37	12	14	3	14	—	12	2	5.9	9300	92	2	—	—	—	—	—	—	2	1	—	—
826	34	100	—	29	18	10	1	10	—	5	—	5.8	9500	100	4	—	—	—	—	—	—	2	2	1	2
827	24	79	—	21	33	12	2	11	—	6	—	5.7	7400	50	5	2	3.6	37	80	1	—	3	1	1	—
828	8	—	—	13	38	5	—	5	—	5	—	5.4	5200	—	—	—	—	—	—	—	—	—	3	—	—
829	8	—	—	25	38	4	—	—	—	—	—	—	—	—	—	—	—	—	—	—	—	—	—	—	—
9501.03	10091	18	10	30	14	3167	165	2542	27	2093	52	5.3	12200	11	903	85	4.2	53	30	233	202	464	344	50	
102	9	—	—	22	—	5	—	4	—	2	—	—	—	—	2	—	—	—	—	—	—	—	—	—	—
103	99	2	—	40	4	29	—	29	—	24	—	5.7	15200	4	5	—	5.4	120	—	—	—	—	2	2	—
104	51	—	—	39	2	16	—	16	—	13	—	5.4	15900	—	3	—	—	—	—	—	—	—	2	1	—
105	20	—	—	40	5	5	—	4	—	4	—	—	—	—	1	—	—	—	—	—	—	—	—	—	—
106	19	—	—	5	47	12	1	10	—	8	1	5.3	12100	—	4	—	—	—	—	—	—	—	7	—	—
107	12	—	—	—	50	9	—	7	—	5	—	5.8	—	—	2	—	—	—	—	—	—	—	2	—	—
108	6	—	—	17	50	2	—	—	—	—	—	—	—	—	—	—	—	—	—	—	—	—	—	—	—
109	16	—	—	50	—	4	—	—	—	—	—	—	—	—	—	—	—	—	—	—	—	—	—	—	—
110	43	—	—	26	14	15	—	13	—	9	—	5.8	11300	—	6	—	4.5	83	—	—	—	—	1	—	—
111	36	—	—	14	6	17	—	17	—	15	—	5.3	11800	—	2	—	—	—	—	—	—	—	4	2	—
112	21	—	—	29	10	8	—	8	—	6	—	5.3	10000	—	2	—	—	—	—	—	—	—	1	3	—
114	22	—	—	9	23	11	—	9	—	9	—	5.7	11900	—	1	—	—	—	—	—	—	—	3	1	—
115#	138	—	—	30	7	48	—	47	—	41	—	5.5	15000	—	6	—	5.2	113	—	—	—	3	3	4	—
116	50	—	—	22	14	16	—	15	—	13	—	5.6	12600	—	3	—	—	—	—	—	—	—	1	1	—
117	101	—	—	44	7	27	—	26	—	20	—	5.3	12400	—	7	—	5.6	79	—	—	—	1	1	2	2
118	22	—	—	14	14	8	—	8	—	8	—	5.6	14500	—	—	—	—	—	—	—	—	—	—	—	—
119	15	—	—	27	13	5	—	3	—	2	—	—	—	—	3	—	—	—	—	—	—	—	—	—	—
120	19	—	—	21	26	8	—	5	—	6	—	5.5	—	—	1	—	—	—	—	—	—	—	1	1	—
121	15	—	—	7	53	8	2	6	—	6	1	4.5	7700	—	2	—	—	—	—	—	—	—	4	—	1
122	23	—	—	30	30	8	—	8	—																

Characteristics of Housing Units and Population, by Blocks: 1970—Con.

Meridian

[Data exclude vacant seasonal and vacant migratory housing units. For minimum base for derived figures (percent, average, etc.) and meaning of symbols, see text]

Blocks Within Block Numbering Areas or Census Tracts	Percent of total population				Year-round housing units				Occupied housing units															
	Total population	Negro	In group quarters	Under 18 years	62 years and over	Total	Lacking some or all plumbing facilities	Units in—		Owner				Renter				1.01 or more persons per room		With all plumbing facilities	One-person households	With female head of family	With rooms, boarders, or lodgers	
								Structures of 10 or more units	One-unit structures	Lacking some or all plumbing facilities	Average number of rooms	Average value (dollars)	Percent Negro	Lacking some or all plumbing facilities	Average number of rooms	Average contract rent (dollars)	Percent Negro	Total	With all plumbing facilities					
																								Total
205	19	-	-	11	42	11	-	7	-	6	-	4.8	13300	-	4	-	-	-	-	-	4	-	-	-
206	52	-	-	42	10	15	-	15	-	11	-	5.8	16900	-	3	-	-	-	-	-	2	2	-	-
207	42	-	-	38	2	13	-	11	-	7	-	5.0	12000	-	6	-	4.7	72	-	-	1	1	1	-
208	49	-	-	20	20	20	-	16	-	9	-	5.3	9300	-	10	-	5.0	58	-	-	2	2	5	1
209	40	-	-	25	13	18	-	11	-	7	-	5.7	8700	-	9	-	4.2	46	-	-	-	5	1	-
210	12	-	-	8	33	6	-	3	-	4	-	-	-	-	2	-	-	-	-	-	-	2	-	-
211	7	-	-	29	-	5	-	4	-	2	-	-	-	-	1	-	-	-	-	-	-	-	-	-
212	23	-	-	30	13	8	-	5	-	6	-	5.7	12300	-	1	-	-	-	-	-	1	1	1	1
213	20	-	-	25	25	10	-	8	-	6	-	5.3	13500	-	3	-	-	-	-	-	-	2	1	-
214	12	-	-	25	8	5	-	5	-	4	-	-	-	-	-	-	-	-	-	-	-	-	-	-
215	8	-	-	38	-	3	-	-	-	-	-	-	-	-	-	-	-	-	-	-	-	-	-	-
216	34	-	-	12	29	16	-	15	-	13	-	5.2	11800	-	2	-	-	-	-	-	-	2	2	-
217	13	-	-	62	8	3	-	-	-	-	-	-	-	-	-	-	-	-	-	-	-	-	-	-
219	5	-	-	20	40	3	-	-	-	-	-	-	-	-	-	-	-	-	-	-	-	-	-	-
220	19	-	-	16	21	7	-	7	-	6	-	5.3	9600	-	1	-	-	-	-	-	-	2	2	-
221	11	-	-	36	-	4	-	-	-	-	-	-	-	-	-	-	-	-	-	-	-	-	-	-
222	19	-	-	37	21	6	-	6	-	6	-	5.2	10800	-	-	-	-	-	-	-	1	1	-	-
223	31	-	-	39	26	9	-	9	-	8	-	6.1	12200	-	1	-	-	-	-	-	1	1	3	1
224	3	-	-	-	-	2	-	-	-	-	-	-	-	-	-	-	-	-	-	-	-	-	-	-
225	17	-	-	24	18	5	-	3	-	4	-	-	-	-	1	-	-	-	-	-	-	-	-	-
226	7	-	-	-	57	4	-	-	-	-	-	-	-	-	-	-	-	-	-	-	-	-	-	-
227	15	-	-	53	-	4	-	-	-	-	-	-	-	-	-	-	-	-	-	-	-	-	-	-
228	8	-	-	13	-	4	-	-	-	-	-	-	-	-	-	-	-	-	-	-	-	-	-	-
229	9	-	-	44	11	3	-	-	-	-	-	-	-	-	-	-	-	-	-	-	-	-	-	-
230	9	-	-	67	-	6	-	6	-	5	-	5.4	11800	-	-	-	-	-	-	-	-	2	1	-
231	75	-	-	40	7	24	-	24	-	14	-	5.0	10900	-	9	-	4.7	96	-	-	3	3	3	2
232	12	-	-	25	25	6	-	4	-	3	-	-	-	-	2	-	-	-	-	-	-	1	-	-
233	27	-	-	48	7	6	-	3	-	1	-	-	-	-	5	-	5.4	81	-	-	1	1	1	1
234	16	-	-	44	6	6	-	5	-	3	-	-	-	-	3	-	-	-	-	-	-	2	-	-
235	23	-	-	22	9	8	2	8	-	6	1	6.3	9300	-	2	-	-	-	-	-	-	1	-	-
236	23	-	-	13	13	10	-	8	-	7	-	6.3	10300	-	2	-	-	-	-	-	1	1	1	1
237	27	-	-	37	11	7	-	5	-	5	-	4.8	-	-	2	-	-	-	-	-	1	1	-	-
238	15	-	-	7	33	10	-	9	-	7	-	6.6	11200	-	1	-	-	-	-	-	-	4	1	-
301	19	-	-	42	21	7	-	6	-	5	-	6.8	-	-	2	-	-	-	-	-	-	3	2	-
302	32	-	-	28	19	14	-	8	-	7	-	5.3	12500	-	6	-	4.2	90	-	-	1	1	2	3
303	35	-	-	31	14	12	-	8	-	9	-	6.0	9800	-	3	-	-	-	-	-	1	1	2	2
304	31	-	-	29	10	10	-	6	-	6	-	7.0	16000	-	4	-	-	-	-	-	-	2	1	-
305	16	-	-	6	31	8	-	5	-	5	-	4.8	-	-	2	-	-	-	-	-	-	1	3	-
307	95	-	-	40	6	29	-	28	-	28	-	5.8	14200	-	1	-	-	-	-	-	2	2	7	2
310	57	-	-	30	28	23	1	19	-	18	1	5.9	12000	-	4	-	-	-	-	-	-	6	6	1
313	29	-	-	21	21	11	-	11	-	11	-	5.5	11000	-	-	-	-	-	-	-	-	2	1	-
314	22	-	-	14	14	9	-	9	-	8	-	5.6	14200	-	1	-	-	-	-	-	-	3	-	-
315	38	-	-	18	5	15	-	14	-	14	-	4.6	10300	-	1	-	-	-	-	-	1	1	4	1
316	11	-	-	9	27	6	-	6	-	6	-	4.7	11300	-	-	-	-	-	-	-	-	3	-	-
317	29	-	-	14	-	10	-	10	-	10	-	5.3	11000	-	-	-	-	-	-	-	-	1	-	-
318	36	-	-	33	8	11	-	11	-	10	-	5.6	10500	-	1	-	-	-	-	-	-	1	-	-
320	29	93	-	59	14	6	3	6	-	4	-	-	-	-	2	-	-	-	-	2	-	-	-	-
321	50	98	24	46	6	10	5	7	-	4	-	-	-	-	6	5	4.0	30	100	4	3	3	4	1
322	72	13	-	24	10	26	-	23	-	21	-	5.4	13900	5	4	-	-	-	-	-	1	1	5	5
323	82	9	-	31	7	26	1	26	-	24	1	5.2	10600	4	2	-	-	-	-	-	3	2	2	3
324	94	-	-	32	12	29	-	29	-	27	-	4.9	9900	-	1	-	-	-	-	-	2	2	2	-
325	13	-	-	-	-	8	-	8	-	4	-	-	-	-	4	-	-	-	-	-	-	3	-	-
326	7	57	-	14	29	4	-	-	-	-	-	-	-	-	-	-	-	-	-	-	-	-	-	-
327	17	100	-	35	-	4	-	-	-	-	-	-	-	-	-	-	-	-	-	-	-	-	-	-
328	13	92	-	15	39	4	-	-	-	-	-	-	-	-	-	-	-	-	-	-	-	-	-	-
330	13	100	-	31	23	8	-	2	6	-	-	-	-	-	8	-	3.1	28	100	-	-	4	3	-
331	346	99	2	49	10	107	-	10	16	4	-	-	-	-	100	-	3.9	37	98	21	21	29	47	2
332	21	100	-	67	5	6	-	-	-	-	-	-	-	-	5	-	4.0	37	100	2	2	2	4	-
333	50	100	-	42	14	12	3	9	-	5	2	5.0	3500	100	6	-	4.2	40	100	4	4	2	2	1
334	8	100	-	25	38	6	2	3	-	1	-	-	-	-	3	-	-	-	-	-	-	-	-	-
336#	42	100	-	36	10	16	10	8	-	6	1	5.7	10600	100	8	8	3.0	35	100	3	1	2	2	1
401#	23	-	-	17	30	13	1	2	-	1	-	-	-	-	12	1	3.7	41	-	-	-	6	2	-
402#	59	3	-	19	34	28	-	3	-	2	-	-	-	-	26	-	4.4	37	4	-	-	7	11	-
403#	181	-	-	47	14	57	2	4	-	1	-	-	-	-	53	2	4.7	44	-	-	6	5	18	14
404#	34	-	-	50	3	9	-	1	-	1	-	-	-	-	8	-	4.8	60	-	-	1	1	1	1
405	20	10	-	20	20	8	1	6	-	4	-	-	-	-	4	-	-	-	-	-	-	-	-	-
406#	45	-	-	40	4	19	-	13	-	1	-	-	-	-	17	-	4.1	52	-	-	1	1	5	3
407	6	-	-	-	17	2	-	-	-	-	-	-	-	-	-	-	-	-	-	-	-	-	-	-
408	4	-	-	-	-	3	-	-	-	-	-	-	-	-	1	-	-	-	-	-	-	-	-	-
409	16	25	-	25	25	6	-	6	-	5	-	5.6	9800	-	1	-	-	-	-	-	-	1	-	-
410	14	-	-	29	-	5	-	5	-	4	-	-	-	-	9	-	-	-	-	-	-	-	2	-
411	18	-	-	6	50	10	-	1	-	-	-	-	-	-	13	-	3.9	41	-	-	-	2	4	1
412	18	-	-	-	83	13	-	-	-	-	-	-	-	-	13	-	3.7	28	-	-	-	8	1	-
413	20	-	-	-	75	15	-	2	-	1	-	-	-	-	13	-	3.5	35	-	-	1	1	4	3
414	30	-	-	30	37	13	-	2	-	1	-	-	-	-	13	-	4.3	35	-	-	-	-	-	-
415	8	-	-	-	38	5	-	3	-	1	-	-	-	-	3	-	-	-	-	-	-	3	2	-
416	29	-	-	24	28	14	-	10	-	8	-	5.4	6900	-	6	-	3.5	66	-	-	-	-	-	-
417	38	-	-	24	13	17	-	9	-	5	-	5.0	6200	-	11									

Characteristics of Housing Units and Population, by Blocks: 1970—Con.

Meridian

[Data exclude vacant seasonal and vacant migratory housing units. For minimum base for derived figures (percent, average, etc.) and meaning of symbols, see text]

Blocks Within Block Numbering Areas or Census Tracts	Percent of total population				Year-round housing units				Occupied housing units															
	Total population	Negro	In group quarters	Under 18 years	62 years and over	Total	Units in—		Owner				Renter				1.01 or more persons per room		With roomers, boarders, or lodgers					
							Lacking some or all plumbing facilities	Structures of 10 or more units	Total	Lacking some or all plumbing facilities	Average number of rooms	Average value (dollars)	Percent Negro	Total	Lacking some or all plumbing facilities	Average number of rooms	Average contract rent (dollars)	Percent Negro		Total	With all plumbing facilities			
																						One-unit structures	One-person households	With female head of family
809	62	100	-	32	11	23	2	11	-	8	1	5.9	7200	100	14	1	3.5	36	100	2	2	3	3	2
810	56	96	-	27	16	17	1	15	-	12	-	5.4	8100	100	5	1	3.2	59	80	3	3	1	2	2
811	28	93	-	32	18	9	-	7	-	7	-	5.3	19700	86	1
812	25	-	-	40	12	10	-	10	-	9	-	5.6	10100	-	1
813	26	-	-	15	12	10	-	10	-	8	-	5.0	11100	-	2
814	34	-	-	15	6	13	-	13	-	12	-	5.3	9200	-	1
815	19	-	-	26	16	7	-	7	-	5	-	5.6	12300	-	2
816	57	-	-	25	12	19	-	19	-	19	-	4.9	9500	-
817	46	-	-	26	22	18	-	18	-	16	-	5.3	9700	-	1
818	37	-	-	27	5	14	-	14	-	13	-	4.9	14100	-
819	36	-	-	44	3	11	-	11	-	8	-	5.3	13800	-	2
820	19	-	-	32	21	7	-	7	-	6	-	5.5	13500	-	1
821	36	-	-	25	11	14	-	11	-	8	-	4.6	10600	-
822	33	-	-	30	6	11	-	11	-	10	-	5.7	12300	-	6	...	4.3	60
823	41	-	-	17	10	14	-	14	-	14	-	5.4	14300	-
824	48	-	-	35	-	16	-	16	-	14	-	4.7	11300	-	2
825	25	-	-	20	4	8	-	8	-	7	-	5.9	17700	-
826	41	-	-	32	2	12	-	12	-	11	-	6.0	17600	-	1
827	37	-	-	24	16	12	-	12	-	12	-	5.5	15900	-
828	32	-	-	28	-	10	-	10	-	10	-	5.1	13500	-
829	17	-	-	24	24	6	-	6	-	6	-	5.0	18300	-
830	51	-	-	31	2	16	-	16	-	16	-	5.6	18200	-
831	61	-	-	46	8	16	-	16	-	11	-	5.9	17400	-	5	...	5.0	130
832	41	-	-	32	5	15	-	15	-	11	-	5.2	14800	-	3
833	63	-	-	35	13	20	-	18	-	17	-	5.1	12900	-	2
834	41	-	-	24	22	14	-	14	-	11	-	5.7	15500	-	3
9501.04	15242	58	1	34	17	5621	1053	3879	111	2506	247	5.3	8600	46	2632	702	3.8	41	55	759	526	1335	886	177
102	1	2
103	11	36	27	5	2	1	-	2
105	46	78	-	52	7	13	6	12	-	8	3	4.8	5200	63	3
108	1	3
113	15	100	-	60	7	1
114	40	78	-	38	20	11	2	11	-	9	2	5.4	7600	56	2
115	19	100	-	32	-	6	2	4	-	2
116	14	100	-	57	-	3
117	19	100	-	63	-	4
118	4	2
122	13	100	-	69	8	3
126	8	100	-	25	50	5	2	5	-	3
129	11	100	-	64	9	3
130	67	99	-	37	9	25	6	25	-	20	5	4.7	5800	95	3
131	58	100	-	43	3	14	2	12	-	10	2	4.6	11800	100	4
132	10	100	-	40	-	2
133	56	25	-	29	11	22	1	22	-	13	-	5.4	10800	23	6	...	4.7	...	33	1	1	2	-	-
134#	120	100	7	48	7	25	11	22	-	17	3	5.1	7200	100	7	7	3.1	31	100	9	4	2	6	1
135	41	100	-	51	-	11	4	10	-	9	4	5.1	5300	100	1
136#	60	100	-	40	5	18	5	15	-	11	2	4.5	5600	100	6	2	3.7	37	100	4	4	2	5	1
137	77	100	-	56	7	20	6	16	-	12	2	5.1	7100	100	8	4	3.6	35	100	6	3	7	5	-
138	21	100	-	43	5	6	-	3	-	2
139	34	100	-	47	12	8	4	6	-	4
141#	49	100	-	31	18	18	7	13	-	5	3	4.4	19400	100	12	4	3.6	33	100	5	4	3	-	1
142#	54	100	-	57	11	15	11	14	-	7	5	4.7	3500	100	6	4	3.3	25	100	7	3	4	2	-
143	17	100	-	41	18	5	3	5	-	2
145	5	100	-	60	20	2
146	26	100	-	46	8	10	6	10	-	5	3	4.8	...	100	4
147	43	100	-	42	16	12	6	12	-	9	5	4.9	4400	100	3
148	38	100	-	53	3	10	7	10	-	5	3	4.4	7700	100	4
149	7	100	-	29	4
150	23	96	-	57	13	8	5	8	-	4
151	84	67	-	32	20	29	7	28	-	19	4	4.9	6800	58	5	1	4.0	53	40	4	2	1	2	-
152	23	100	-	35	13	10	4	10	-	5	1	6.6	6300	100	1
153	24	100	-	42	17	8	4	8	-	6	2	3.8	5200	100	2
154	22	100	-	50	14	5	2	5	-	4
155	33	100	-	39	12	10	3	9	-	2
156	46	100	-	37	7	15	7	14	-	8	2	5.6	8000	100	7	5	3.3	34	100	1	1	4	5	1
158	51	100	-	47	10	13	2	12	-	10	1	6.2	6700	100	2
159	56	95	-	32	9	17	4	15	-	8	1	5.3	5500	88	7	2	3.9	37	100	3	3	3	4	1
160	138	99	-	47	7	49	1	8	1	1	48	1	3.8	39	100	9	9	15	18	-
161	63	95	-	35	18	17	3	16	-	14	1	5.7	6400	86	3
162	44	100	-	25	23	15	2	14	-	10	2	5.1	12400	100	4
163	46	94	-	37	28	19	7	11	-	10	2	4.6	6700	100	9	5	3.8	35	89	3	2	7	8	-
164	60	100	-	42	10	18	10	15	-	10	4	4.9	6900	100	7	5	3.3	31	100	5	2	3	4	-
167	64	100	-	31	19	19	5	19	-	12	2	4.7	4900	100	7	3	4.6
168	1	1
169	60	98	-	47	10	16	6	15	-	6	1	4.7	7100	100	10	5	3.9	30	100	5	3	3	3	-
170	49	100	-	29	22	20	6	11																

Characteristics of Housing Units and Population, by Blocks: 1970—Con.

Meridian

[Data exclude vacant seasonal and vacant migratory housing units. For minimum base for derived figures (percent, average, etc.) and meaning of symbols, see text]

Blocks Within Block Numbering Areas or Census Tracts

	Percent of total population				Year-round housing units				Occupied housing units															
	Total population	Negro	In group quarters	Under 18 years	62 years and over	Total	Lacking some or all plumbing facilities	Units in—		Owner				Renter				1.01 or more persons per room		With roomers, boarders, or lodgers				
								One-unit structures	Structures of 10 or more units	Total	Lacking some or all plumbing facilities	Average number of rooms	Average value (dollars)	Percent Negro	Total	Lacking some or all plumbing facilities	Average number of rooms	Average contract rent (dollars)	Percent Negro		Total	With all plumbing facilities		
																							One-person households	With female head of family
208	—	—	—	—	—	1	—	—	—	—	—	—	—	—	—	—	—	—	—	—	—	—		
209	11	—	—	36	—	4	—	—	—	—	—	—	—	—	—	—	—	—	—	—	—	—		
210	6	100	—	33	33	3	—	—	—	—	—	—	—	—	—	—	—	—	—	—	—	—		
211	9	100	—	33	22	2	—	—	—	—	—	—	—	—	—	—	—	—	—	—	—	—		
212	5	—	—	—	20	3	—	—	—	—	—	—	—	—	—	—	—	—	—	—	—	—		
213	1	—	—	—	—	2	—	—	—	—	—	—	—	—	—	—	—	—	—	—	—	—		
217	3	—	—	—	—	1	—	—	—	—	—	—	—	—	—	—	—	—	—	—	—	—		
230	8	100	—	63	—	1	—	—	—	—	—	—	—	—	—	—	—	—	—	—	—	—		
233	72	100	—	46	8	17	14	15	—	8	5	4.5	4900	100	8	8	4.1	25	100	5	—	2	4	
234	22	—	—	23	14	7	—	7	—	5	—	4.6	6800	—	1	—	—	—	—	2	—	2	1	
235	7	—	—	43	—	3	—	—	—	—	—	—	—	—	—	—	—	—	—	—	—	—		
236	1	—	—	—	—	1	—	—	—	—	—	—	—	—	—	—	—	—	—	—	—	—		
245	5	—	—	60	—	1	—	—	—	—	—	—	—	—	—	—	—	—	—	—	—	—		
246	17	100	—	82	6	2	—	—	—	—	—	—	—	—	—	—	—	—	—	—	—	—		
249	18	33	—	11	39	11	1	10	—	8	1	4.5	8400	38	1	—	—	—	—	—	—	2	1	
250	23	61	—	22	22	9	2	9	—	4	—	—	—	—	4	—	—	—	—	—	—	1	2	
251	25	96	—	12	24	11	3	7	—	3	—	—	—	—	8	2	3.8	39	88	1	—	4	4	
252	76	97	—	41	11	28	25	26	—	2	—	—	—	—	23	23	3.1	25	100	7	1	7	4	
254	45	80	—	47	24	13	7	10	—	10	5	4.4	5200	70	3	—	—	—	—	3	1	3	5	
255	65	—	—	35	28	31	1	2	29	—	—	—	—	—	29	1	3.9	35	—	2	2	13	8	
256	153	—	—	39	24	66	—	6	40	2	—	—	—	—	61	—	4.0	39	—	3	3	24	19	
257	37	—	—	35	11	14	1	14	—	7	—	4.6	6100	—	6	1	4.0	—	—	3	3	3	1	
258	23	—	—	26	35	16	2	9	—	6	1	4.5	5100	—	8	—	2.9	26	—	1	1	11	—	
259	21	—	—	29	19	8	4	8	—	5	1	4.6	5200	—	1	—	—	—	—	1	1	1	—	
260	124	61	—	36	26	46	7	29	—	13	1	4.7	5000	39	31	6	3.4	29	71	5	3	14	7	
261	84	93	—	38	13	28	9	20	—	17	4	4.8	6900	82	9	3	3.4	31	100	7	3	5	7	
262	37	—	—	26	31	13	1	12	—	10	1	5.2	7700	—	3	—	—	—	—	1	1	—	1	
263	17	—	—	24	35	9	—	7	—	7	—	5.6	9800	—	1	—	—	—	—	—	—	4	—	
264	27	—	—	44	4	9	—	7	—	7	1	6.7	10700	—	2	—	—	—	—	—	—	3	1	
265	29	—	—	31	21	9	—	7	—	9	1	5.8	10300	—	2	—	—	—	—	—	—	2	1	
266	31	—	—	23	36	13	—	11	—	11	—	6.2	14300	—	2	—	—	—	—	—	—	5	1	
267	17	—	—	18	24	7	1	6	—	5	1	6.0	8200	—	2	—	—	—	—	—	—	1	—	
268	37	8	—	30	14	11	—	10	—	6	—	5.7	8700	17	4	—	—	—	—	1	1	—	2	
269	24	—	—	17	17	15	3	9	—	7	—	5.6	9600	—	5	3	2.2	27	—	—	—	6	—	
271	27	—	—	22	26	14	—	10	—	6	—	4.8	4400	—	5	—	4.0	—	—	—	—	2	2	
272	13	—	—	15	23	5	—	5	—	1	—	—	—	—	4	—	—	—	—	—	—	2	1	
273	23	—	—	4	39	12	1	10	—	5	—	4.6	8700	—	7	1	4.3	33	—	—	—	3	3	
274	58	—	—	31	16	22	—	22	—	9	—	4.3	5800	—	10	—	4.9	36	—	—	1	1	3	2
275	25	—	—	24	20	9	—	9	—	6	—	6.3	7500	—	2	—	—	—	—	—	1	1	2	1
276	52	—	—	23	19	21	1	15	—	8	—	5.4	9100	—	11	1	4.4	50	—	—	2	2	3	3
277	15	67	—	47	7	6	—	4	—	4	—	—	—	—	6	—	—	—	—	—	—	—	—	
278	20	65	—	40	5	7	3	4	—	1	—	—	—	—	6	3	3.5	35	67	2	1	—	3	
301	52	89	—	37	19	19	3	14	—	9	1	5.4	6800	89	7	1	3.4	31	57	3	1	3	6	
302	86	79	—	42	8	25	4	12	—	5	1	5.2	—	60	18	2	3.8	39	78	7	7	7	2	
303	50	72	—	40	6	17	5	11	—	7	—	4.7	5700	57	8	5	3.9	35	63	3	2	3	3	
304	33	76	—	27	18	16	6	15	—	4	—	—	—	—	8	5	3.4	27	63	4	2	1	5	
305	22	—	—	32	14	7	2	7	—	2	—	—	—	—	4	—	—	—	—	2	2	1	1	
308	23	17	—	52	22	7	1	6	—	3	—	—	—	—	3	—	—	—	—	2	2	3	1	
309	10	20	—	60	10	4	—	—	—	—	—	—	—	—	—	—	—	—	—	—	—	—	—	
311	41	7	—	27	24	14	—	11	—	10	—	4.7	7800	—	4	—	—	—	—	2	2	1	—	
320	18	—	—	28	6	8	—	8	—	1	—	—	—	—	6	—	4.2	33	—	—	—	—	1	
321	11	—	—	46	—	3	—	—	—	—	—	—	—	—	—	—	—	—	—	—	—	—	—	
322	19	—	—	21	11	8	—	6	—	6	—	4.3	4400	—	2	—	—	—	—	—	—	—	—	
323	10	—	—	50	—	3	—	—	—	—	—	—	—	—	—	—	—	—	—	—	—	—	—	
325	28	—	—	46	4	8	—	8	—	5	—	4.6	3500	—	2	—	—	—	—	2	2	1	—	
326	34	—	—	24	18	15	—	14	—	10	—	4.8	5900	—	3	—	—	—	—	—	—	2	1	
327	32	—	—	28	6	10	1	10	—	7	1	4.7	8000	—	2	—	—	—	—	—	—	—	—	
328	39	—	—	21	26	17	1	16	—	12	1	4.4	5100	—	3	—	—	—	—	1	1	1	2	
329	26	—	—	15	27	12	—	11	—	8	—	4.6	6500	—	4	—	—	—	—	—	—	3	1	
331	18	—	—	22	11	6	—	6	—	4	—	—	—	—	2	—	—	—	—	—	—	—	—	
332	16	—	—	56	13	5	1	5	—	4	—	—	—	—	1	—	—	—	—	—	—	2	—	
333	6	—	—	17	33	3	—	—	—	—	—	—	—	—	—	—	—	—	—	—	—	—	—	
335	4	—	—	—	—	1	—	—	—	—	—	—	—	—	—	—	—	—	—	—	—	—	—	
337	5	100	—	60	—	1	—	—	—	—	—	—	—	—	—	—	—	—	—	—	—	—	—	
343	8	100	—	63	13	3	—	—	—	—	—	—	—	—	—	—	—	—	—	—	—	—	—	
346	8	—	—	38	13	3	—	—	—	—	—	—	—	—	—	—	—	—	—	—	—	—	—	
347	27	—	—	22	22	10	—	8	—	6	—	4.7	—	—	4	—	—	—	—	1	1	3	1	
348	5	—	—	40	40	2	—	—	—	—	—	—	—	—	—	—	—	—	—	—	—	—	—	
349	27	—	—	33	22	8	—	7	—	7	—	4.9	7400	—	1	—	—	—	—	—	—	—	—	
350	13	—	—	46	—	5	—	3	—	1	—	—	—	—	3	—	—	—	—	—	—	—	—	
351	42	—	—	21	5	15	—	12	—	10	—	4.4	6500	—	5	—	4.2	51	—	—	—	—	2	1
352	9	—	—	11	33	3	—	—	—	—	—	—	—	—	—	—	—	—	—	—	—	—	—	
353	17	—	—	12	41	7	—	6	—	5	—	5.8	—	—	2	—	—	—	—	—	—	—	—	
354	16	—	—	19	31	6	—	6	—	3	—	—	—	—	3	—	—	—	—	1	1	2	—	
355	14	—																						

Characteristics of Housing Units and Population, by Blocks: 1970—Con.

Meridian

[Data exclude vacant seasonal and vacant migratory housing units. For minimum base for derived figures (percent, average, etc.) and meaning of symbols, see text]

Blocks Within Block Numbering Areas or Census Tracts

Blocks Within Block Numbering Areas or Census Tracts	Percent of total population				Year-round housing units				Occupied housing units																
	Total population	Negro	In group quarters	Under 18 years	62 years and over	Total	Lacking some or all plumbing facilities	Units in—		Owner				Renter				1.01 or more persons per room		With roomers, boarders, or lodgers					
								One-unit structures	Structures of 10 or more units	Total	Lacking some or all plumbing facilities	Average number of rooms	Average value (dollars)	Percent Negro	Total	Lacking some or all plumbing facilities	Average number of rooms	Average contract rent (dollars)	Percent Negro		Total	With all plumbing facilities	One-person households	With female head of family	
375	36	78	—	11	28	18	14	11	—	5	2	5.4	7200	60	13	12	2.8	29	85	1	—	6	—	—	1
376	32	100	—	22	22	18	15	7	—	7	4	4.9	—	100	9	9	2.2	25	100	2	—	8	—	2	—
377	25	100	—	56	4	8	6	—	—	1	—	—	—	—	6	5	3.8	25	100	2	2	2	—	3	—
378	30	20	—	23	23	17	9	6	—	5	1	6.6	5100	—	12	8	2.6	42	17	1	—	11	—	—	—
379	12	—	—	33	17	5	—	3	—	3	—	—	—	—	1	—	—	—	—	—	—	—	—	—	—
380	1	—	—	—	—	1	—	—	—	—	—	—	—	—	—	—	—	—	—	—	—	—	—	—	—
381	55	96	—	46	11	20	18	6	—	1	—	—	—	—	19	18	2.6	28	95	5	—	8	—	4	1
417	11	—	—	36	—	2	—	—	—	—	—	—	—	—	—	—	—	—	—	—	—	—	—	—	—
419	15	13	—	7	40	6	—	6	—	6	—	5.0	19800	17	—	—	—	—	—	1	1	—	—	—	2
420	33	—	—	27	6	11	—	11	—	8	—	6.0	15900	—	3	—	—	—	—	—	—	1	—	—	—
421	43	—	—	30	12	16	1	14	—	11	—	6.3	14900	—	4	—	—	—	—	1	1	1	—	1	—
422	42	—	—	29	12	17	—	15	—	12	—	5.9	13600	—	1	—	—	—	—	1	1	2	—	3	—
423	19	—	—	26	16	9	—	9	—	6	—	5.7	16000	—	1	—	—	—	—	—	—	2	—	—	—
424	7	—	—	29	43	3	—	—	—	—	—	—	—	—	—	—	—	—	—	—	—	—	—	—	—
425#	38	—	—	26	24	17	—	13	—	9	—	5.0	12900	—	7	—	5.0	57	—	1	1	5	—	—	—
426	8	—	—	25	13	2	—	—	—	—	—	—	—	—	—	—	—	—	—	—	—	—	—	—	—
427	13	—	—	31	23	6	1	5	—	2	—	—	—	—	3	—	—	—	—	—	—	1	—	—	1
428	84	—	—	23	27	39	—	32	—	24	—	5.3	12200	—	12	—	4.2	67	—	1	1	8	—	3	—
429	37	8	—	24	27	13	—	10	—	10	—	6.4	9700	10	3	—	—	—	—	—	—	1	—	3	—
430	70	23	—	37	7	22	1	20	—	16	1	6.1	14100	19	4	—	—	—	—	2	1	1	—	1	1
431	16	—	—	50	—	4	—	—	—	—	—	—	—	—	—	—	—	—	—	—	—	—	—	—	—
432	11	—	—	—	36	6	—	6	—	6	—	5.0	16500	—	—	—	—	—	—	—	—	1	—	—	—
433	53	—	—	34	11	18	—	18	—	14	—	7.1	34100	—	2	—	—	—	—	1	1	1	—	1	—
434#	92	—	—	26	16	29	—	27	—	15	—	6.1	16900	—	13	—	4.4	80	—	1	1	2	—	1	—
435	47	—	—	26	13	15	—	15	—	14	—	5.9	16300	—	1	—	—	—	—	—	—	1	—	—	—
436	10	—	—	50	—	2	—	—	—	—	—	—	—	—	—	—	—	—	—	—	—	—	—	—	—
437	25	—	—	36	8	7	—	7	—	7	—	6.0	20900	—	—	—	—	—	—	—	—	1	—	—	—
438	112	—	—	31	15	50	—	47	—	32	—	5.6	16900	—	12	—	4.6	49	—	4	4	11	—	5	—
439	8	—	—	50	—	2	—	—	—	—	—	—	—	—	—	—	—	—	—	—	—	—	—	—	—
441	24	4	—	38	4	9	—	3	—	3	—	—	—	—	6	—	4.8	95	17	—	—	3	—	—	1
443	24	—	—	13	8	10	—	1	—	10	—	4.6	—	—	—	—	—	—	—	—	—	1	—	1	—
444	11	—	—	18	9	4	—	—	—	—	—	—	—	—	—	—	—	—	—	3	3	—	—	—	—
445	23	—	—	44	—	6	1	3	—	2	—	—	—	—	4	—	—	—	—	—	—	1	—	1	—
446	15	—	—	40	13	4	—	—	—	—	—	—	—	—	—	—	—	—	—	—	—	3	—	2	—
447	11	—	—	18	36	6	5	6	—	1	—	—	—	—	4	—	—	—	—	—	—	3	—	2	—
448	85	—	—	33	7	28	1	24	—	23	1	4.9	12500	—	2	—	—	—	—	1	1	1	—	1	2
449	6	—	—	33	—	3	—	—	—	—	—	—	—	—	—	—	—	—	—	—	—	—	—	—	—
457#	213	53	—	31	18	78	2	20	—	10	—	6.0	8800	—	65	1	3.7	34	42	14	14	27	—	17	4
458	6	100	—	33	17	3	—	—	—	—	—	—	—	—	—	—	—	—	—	—	—	5	—	2	—
459	68	52	—	35	13	25	13	24	—	11	3	5.2	4100	55	10	6	4.2	41	70	3	1	5	—	2	—
460	79	62	—	29	11	32	13	29	—	15	2	5.1	5200	53	12	7	4.3	40	83	4	2	3	—	5	7
461	63	98	13	24	24	21	6	19	—	14	3	4.4	6600	93	6	2	3.3	35	100	3	2	3	—	5	2
462	126	100	1	44	15	40	16	38	—	19	4	5.2	5300	100	18	10	3.6	33	100	13	5	10	—	6	1
463	4	—	—	—	—	2	—	—	—	—	—	—	—	—	—	—	—	—	—	—	—	—	—	—	—
464	1	—	—	—	—	1	—	—	—	—	—	—	—	—	—	—	—	—	—	—	—	—	—	—	—
465	9	78	—	11	44	3	—	—	—	—	—	—	—	—	—	—	—	—	—	—	—	1	—	1	—
466	26	—	—	15	27	12	—	11	—	10	—	5.3	7600	—	1	—	—	—	—	—	—	1	—	1	—
467	2	—	—	—	—	3	—	—	—	—	—	—	—	—	—	—	—	—	—	—	—	—	—	—	—
468	14	14	—	7	29	6	—	6	—	5	—	5.0	—	20	1	—	—	—	—	—	—	—	—	—	—
469	40	90	—	48	28	13	5	13	—	6	2	4.3	—	67	6	2	3.8	33	100	4	3	4	—	2	1
470	54	82	—	48	15	18	9	17	—	7	1	4.3	5800	100	10	7	3.4	33	80	5	3	4	—	2	—
471	7	—	—	29	29	5	1	3	—	1	—	—	—	—	2	—	—	—	—	—	—	—	—	—	—
472	45	—	—	16	20	19	1	15	—	6	—	5.0	7300	—	11	—	4.4	48	—	1	1	3	—	2	—
473	23	4	—	39	9	7	1	7	—	4	—	—	—	—	3	—	—	—	—	—	—	1	—	1	—
474	5	—	—	—	—	3	—	—	—	—	—	—	—	—	—	—	—	—	—	—	—	—	—	—	—
475	12	—	—	25	8	6	—	6	—	3	—	—	—	—	1	—	—	—	—	—	—	—	—	—	—
476	11	—	—	18	46	5	—	5	—	3	—	—	—	—	—	—	—	—	—	—	—	—	—	—	—
477	31	71	29	39	16	11	7	7	—	1	—	—	—	—	9	7	3.7	31	67	—	—	3	—	1	1
480	35	100	17	54	3	11	9	8	—	3	—	—	—	—	8	8	3.4	29	100	1	—	5	—	4	—
481	32	94	22	41	22	13	10	9	—	1	—	—	—	—	10	10	3.3	25	100	2	—	6	—	2	—
482	22	—	23	5	32	7	—	6	—	4	—	—	—	—	3	—	—	—	—	—	—	1	—	2	—
483	28	—	14	39	11	9	—	7	—	2	—	—	—	—	6	—	4.5	42	—	1	1	2	—	1	—
484	22	—	—	—	36	13	—	8	—	7	—	5.9	7000	—	6	—	3.8	45	—	—	—	5	—	1	—
485	43	14	—	37	9	15	—	13	—	9	—	5.9	7800	11	4	—	—	—	—	2	2	2	—	3	1
486	21	—	—	5	19	14	—	7	—	7	—	6.1	12000	—	6	—	—	—	—	—	—	7	—	—	—
487	36	—	—	28	11	16	—	15	—	10	—	4.9	6800	—	5	—	4.6	37	—	1	1	5	—	1	—
493	139	65	—	39	14	46	28	11	—	21	3	4.2	7200	14	22	22	3.2	25	100	10	—	9	—	8	2
502	45	—	—	27	27	20	—	4	—	—	—	—	—	—	19	—	4.0	38	—	1	1	7	—	6	—
503	47	—	—	28	28	28																			

Characteristics of Housing Units and Population, by Blocks: 1970—Con.

Meridian

[Data exclude vacant seasonal and vacant migratory housing units. For minimum base for derived figures (percent, average, etc.) and meaning of symbols, see text]

Blocks Within Block Numbering Areas or Census Tracts	Percent of total population					Year-round housing units				Occupied housing units															
	Total population	Negro	In group quarters	Under 18 years	62 years and over	Total	Lacking some or all plumbing facilities	Units in—		Owner				Renter				1.01 or more persons per room		With all plumbing facilities	One-person households	With female head of family	With roomers, boarders, or lodgers		
								One-unit structures	Structures of 10 or more units	Total	Lacking some or all plumbing facilities	Average number of rooms	Average value (dollars)	Percent Negro	Total	Lacking some or all plumbing facilities	Average number of rooms	Average contract rent (dollars)	Percent Negro					Total	With all plumbing facilities
537	37	100	—	51	5	12	10	6	—	2	9	8	3.2	25	100	5	1	3	4	—	
539	89	100	—	47	17	28	25	17	—	1	26	25	3.1	27	100	9	1	1	11	3	
540	78	100	—	56	5	19	5	15	—	1	18	5	3.6	34	100	8	8	5	3	1	
541	63	98	—	52	11	16	5	16	—	6	2	4.0	4000	100	10	3	3.6	32	90	6	4	4	6	—	
542	52	77	—	40	6	16	9	8	—	6	1	4.5	...	17	7	6	3.6	...	100	4	1	3	2	—	
543	9	22	—	11	11	6	2	6	—	2	3	—	—	2	—	—	
544	34	91	—	47	9	12	4	12	—	7	1	5.0	8700	71	1	3	3	2	—	—	
545	84	67	—	50	20	23	10	16	—	12	2	5.1	7200	42	10	7	3.3	31	90	7	5	5	3	—	
546	17	6	—	53	—	4
547	2	3
548	37	100	—	35	27	14	5	12	—	6	1	5.2	5700	100	7	3	4.4	30	100	3	2	6	2	1	
549	79	100	—	38	13	20	7	14	—	17	4	5.2	8000	100	3	5	3	2	3	3	
550	29	100	—	41	17	9	—	9	—	—	—	—	—	—	9	—	4.0	29	100	2	2	2	2	1	
552	7	100	—	57	—	1
555	27	100	—	26	15	16	11	4	—	2	13	10	2.9	26	100	1	—	8	4	1	
558	8	100	—	50	—	2
559	13	100	—	54	15	4
560	11	46	—	9	9	6	5	5	—	1	5	4	4.4	27	60	—	—	3	1	—	
561	36	28	—	11	31	22	5	21	—	13	3	5.2	5300	39	3	—	—	6	2	—	
562	24	—	—	50	8	8	1	6	—	3	4	—	—	1	1	—	
563	30	7	—	23	17	13	3	13	—	7	1	5.0	6200	14	3	1	1	1	1	—	
564	108	94	—	39	19	34	9	33	—	17	1	5.5	7100	94	12	6	4.3	37	67	4	2	7	6	1	
565	10	100	—	30	60	6	1	5	—	4	2	—	—	5	—	—	
566	41	56	—	39	7	12	—	9	—	7	—	4.7	5100	43	4	3	3	1	4	—	
567	7	29	—	29	29	4
568	4	2
569	22	23	—	14	41	9	—	9	—	6	—	6.0	5700	—	2	—	—	—	1	1	
570	5	80	—	40	20	4
571	27	100	—	52	15	5	—	5	—	4	1	2	2	—	2	—	
572	106	88	—	35	23	43	28	27	—	12	3	5.2	5700	67	28	24	3.1	25	100	10	5	18	9	5	
573	50	64	—	34	32	15	2	15	—	12	1	5.1	4400	42	3	2	2	1	2	2	
574	52	69	—	39	29	17	5	9	—	6	1	6.0	...	50	9	4	4.0	32	56	5	5	8	1	1	
575	37	57	—	22	22	15	5	15	—	7	1	5.4	4700	43	5	4	3.4	35	80	1	—	1	1	1	
601	38	26	—	29	40	16	3	14	—	10	—	6.6	6700	10	2	—	—	3	3	—	
602	65	43	—	26	15	25	1	17	—	11	—	5.5	4500	46	12	1	4.1	50	17	3	2	4	2	—	
603	30	7	—	10	53	19	2	12	—	8	—	5.9	5800	—	7	1	3.7	47	14	—	—	4	2	2	
604	40	15	—	20	13	18	—	15	—	9	—	5.9	6200	—	5	—	4.6	49	40	1	1	4	3	—	
605	237	93	—	54	7	59	3	12	—	6	2	4.8	5700	50	51	1	4.0	40	94	22	22	6	16	5	
606	59	93	—	37	10	21	7	20	—	10	2	4.4	6400	90	9	5	3.1	31	89	6	2	6	4	—	
607	40	80	—	23	23	16	6	12	—	10	1	5.3	8200	80	6	5	3.5	30	67	1	1	4	4	—	
608	68	59	—	34	16	21	1	17	—	12	1	5.4	7100	67	9	—	3.8	43	44	3	2	3	3	2	
609	29	35	—	41	7	11	4	4	—	1	9	—	4.2	53	22	1	1	2	1	—	
611	57	100	—	35	19	22	1	14	—	9	—	4.4	6800	100	12	1	3.3	36	100	5	5	6	6	1	
613	59	66	—	49	9	17	6	10	—	5	2	5.2	...	80	10	4	3.8	47	60	5	2	2	3	—	
614	15	93	—	40	27	8	—	8	—	6	—	4.8	10000	83	—	—	—	—	—	1	1	1	1	—	
615	19	—	—	32	5	7	—	3	—	3	4	1	1	1	1	—	
616	30	3	—	30	27	13	—	12	—	10	—	6.3	6400	10	—	—	—	—	—	—	—	—	1	3	1
617	33	49	—	30	33	13	2	8	—	7	—	5.4	8300	29	5	2	4.0	...	40	2	1	4	2	—	
618	41	71	—	20	27	10	3	8	—	7	2	5.1	6100	71	3	2	1	4	1	2	
619	42	100	—	36	19	14	5	13	—	7	1	5.4	14000	100	6	4	3.2	25	100	2	1	—	4	2	
620	66	82	11	39	12	18	7	14	—	10	1	4.3	7300	90	6	4	4.5	35	83	4	2	4	3	3	
621	96	68	—	21	30	45	13	34	—	27	7	5.1	6600	67	15	5	3.6	36	60	3	1	17	2	3	
622	56	—	—	7	32	30	—	20	—	17	—	5.3	7200	—	12	—	4.1	65	—	—	—	7	3	—	
623#	34	—	—	27	24	13	—	12	—	7	—	5.9	7300	—	5	—	4.8	39	—	—	—	4	2	1	
643	5	—	—	20	5	—	—	—	—	—	—	—	—	—	4	
649	16	—	—	6	38	13	—	5	—	4	5	—	4.4	71	—	—	—	4	—	—	
650	7	—	—	43	6	—	—	3	—	1	2
651	53	—	—	25	26	24	—	19	—	12	—	6.3	8100	—	9	—	4.7	56	—	2	2	5	5	1	
652	46	9	—	9	39	25	1	15	—	9	—	4.7	8300	—	14	1	4.2	33	14	2	2	6	4	—	
653	24	—	—	17	13	13	—	2	—	2	10	—	3.1	58	—	—	—	5	1	1	
654	9	—	—	—	78	6	—	6	—	4	1	—	—	2	—	1	
655	31	—	—	29	19	15	—	8	—	9	—	5.6	11300	—	4	1	1	5	1	1	
656	24	—	—	42	13	9	—	4	—	3	5	—	3.0	57	—	1	1	3	—	—	
659	1	2
660	17	—	—	12	41	9	—	6	—	5	3	4	1	1	
661	14	79	100	—	14	—	—	—	—	—	—	—	—	—	—	—	—	—	—	—	—	—	—	—	
662	12	—	—	50	8	17	3
663#	22	—	—	—	32	21	—	1	4	4	14	—	2.4	41	—	—	—	14	—	—	
664	20	—	—	40	—	55	7	—	—	5	—	5.6	9800	—	2	—	—	3	1	1	
665	12	—	—	17	25	7	—	3	—	3	2	—	—	—	1	—	
666	47	—	—	21	19	29	—	1	21	2	19	—	3.9	98	—	1	1	4	1	—	
667	18	—	—	11																					

Characteristics of Housing Units and Population, by Blocks: 1970—Con.

Meridian

[Data exclude vacant seasonal and vacant migratory housing units. For minimum base for derived figures (percent, average, etc.) and meaning of symbols, see text]

Blocks Within Block Numbering Areas or Census Tracts	Percent of total population				Year-round housing units				Occupied housing units													
	Total population	Negro	In group quarters	Under 18 years and over	Total	Lacking some or all plumbing facilities	Units in—		Owner				Renter				1.01 or more persons per room		With roomers, boarders, or lodgers			
							One-unit structures	Structures of 10 or more units	Total	Lacking some or all plumbing facilities	Average number of rooms	Average value (dollars)	Percent Negro	Total	Lacking some or all plumbing facilities	Average number of rooms	Average contract rent (dollars)	Percent Negro	Total	With all plumbing facilities	One-person households	With female head of family
708	15	-	-	33	7	7	3	2	4	2	1	-		
709#	24	-	-	33	7	9	4	2	6	...	5.7	65	...	1	1	3	1	-	
710	40	-	-	15	28	32	9	5	...	5.6	...	20	...	3.0	51	...	1	1	16	2	-	
711	15	-	-	13	9	9	-	-	8	...	4.0	51	...	-	-	2	-	1	
712	16	-	-	13	19	11	-	-	8	...	3.6	56	...	-	-	4	3	-	
713	23	-	39	9	44	8	-	-	6	...	5.0	45	...	-	-	3	1	-	
714	18	11	-	22	33	14	-	-	6	...	5.0	65	33	-	-	4	1	-	
715#	30	-	-	27	13	18	8	15	15	7	2.5	52	...	1	1	9	3	7	
716	38	-	21	5	45	20	-	-	17	-	3.2	47	...	-	-	14	2	-	
717	23	13	-	22	30	10	1	6	6	1	4.5	45	17	1	1	4	2	1	
718	37	38	-	19	38	17	6	7	7	1	7.0	14	7	5	3.0	32	71	1	-	7	4	1
719	38	-	-	18	24	21	-	-	9	-	6.7	20800	11	-	3.6	52	-	-	9	-	1	
720	20	-	-	25	25	9	-	-	4	-	4	1	1	3	-	-	
721	34	6	-	35	9	10	-	-	7	-	7	...	4.6	76	14	1	1	1	-	
722	14	-	-	7	29	7	-	-	2	-	4	-	-	1	2	-	
723	21	-	-	19	29	14	-	-	7	-	5.7	9800	4	-	-	5	2	-	
724	14	29	-	14	29	10	-	-	2	-	5	...	3.8	45	-	-	3	-	-	
725	13	31	-	23	23	6	-	-	2	-	2	2	2	2	1	-	
726	24	8	-	21	21	11	1	4	2	-	9	1	3.3	57	11	-	1	2	1	
727	5	-	-	-	60	7	-	-	1	-	2	-	-	-	-	-	
728	8	-	-	13	38	3	-	-	-	-	-	-	
729	31	-	-	10	7	17	-	-	7	...	5.9	12500	10	...	4.0	58	-	-	7	1	-	
730	42	-	-	24	12	16	-	-	5.3	10300	10	...	3.7	53	-	1	1	2	2	
731	38	-	-	34	11	13	1	8	2	-	9	...	4.2	69	-	2	2	1	3	
733	27	59	30	30	11	6	-	-	4	-	2	2	2	3	3	-	
734	40	100	-	45	3	9	1	7	4	-	5	1	4.8	...	100	3	2	3	-	
735	26	-	-	27	15	13	1	7	6	...	6.0	10800	7	1	4.3	56	-	-	6	1	-	
736	42	-	-	26	21	15	-	-	13	-	5.6	9300	2	-	-	2	4	-	
737	22	-	-	59	5	7	-	-	1	-	6	...	3.7	70	-	2	2	2	2	
738	16	31	-	19	38	8	-	-	4	-	3	-	-	2	2	-	
739	26	77	-	27	19	8	-	-	5	-	6.4	7300	60	3	-	-	1	1	-	
740	37	100	-	30	22	14	-	-	8	-	5.8	6200	100	6	...	4.0	42	100	2	2	5	
741	26	100	-	42	8	7	1	7	2	-	4	-	-	3	1	1	
742	64	100	-	44	9	20	3	14	9	-	5.6	7700	100	9	3	3.8	35	100	5	3	7	
743	23	87	-	30	13	8	2	8	5	-	5.6	8800	60	3	1	...	3	1	
744#	28	39	-	32	14	14	1	8	7	-	5.9	11600	43	6	1	4.3	49	33	6	7	1	
745	59	80	-	42	14	20	7	9	6	-	5.8	...	33	12	7	2.6	33	92	6	5	7	
746	23	-	-	-	30	20	-	-	8	-	5.5	...	7	-	3.4	50	-	-	9	-	1	
747	11	-	-	-	36	7	-	-	4	-	1	-	-	-	1	-	
748	24	92	-	21	21	9	-	-	4	-	5	...	4.4	59	100	-	-	3	1	
749	22	41	-	18	36	14	1	8	6	-	6.3	...	17	6	1	4.0	45	50	1	1	7	
750	7	-	-	19	29	4	-	-	8	-	2	-	-	3	1	2	
751	32	25	22	19	34	12	-	-	7	-	6.1	9200	25	-	-	-	
752	59	100	-	34	29	20	5	17	7	1	5.9	9900	100	12	4	4.1	36	100	2	1	1	
753	40	100	-	35	13	11	1	9	6	1	5.5	3500	100	5	-	4.2	35	100	1	1	3	
754	41	100	-	27	17	14	1	13	8	-	4.5	5000	100	5	1	3.8	39	100	1	1	1	
755	80	100	-	46	8	21	6	14	6	-	5.3	7000	100	14	6	3.1	27	100	10	5	3	
756	74	100	-	31	18	21	5	20	9	-	6.1	11300	100	19	5	3.4	35	100	4	3	9	
757	17	53	-	35	24	7	-	-	1	-	1	-	-	1	2	-	
758	11	-	-	9	25	8	-	-	2	-	2	-	-	-	
759	10	-	-	20	30	9	-	-	2	-	3	-	-	2	-	-	
760	33	36	-	30	27	11	-	-	7	-	5.3	11700	14	4	-	-	3	-	
761	20	100	-	10	25	10	-	-	5	-	5.8	11300	100	3	-	-	5	2	
762	7	-	-	43	6	2	-	-	2	-	4	-	-	-	-	-	
763	23	-	-	22	13	10	-	-	8	-	5.4	12200	-	2	-	-	2	1	
764	15	-	-	27	20	8	-	-	1	-	5	-	4.2	57	-	-	1	-	-	
801	61	100	-	51	12	18	-	-	3	-	14	-	4.2	44	100	5	5	4	6	
802	61	100	-	36	16	22	8	17	6	-	5.0	6500	100	16	8	3.6	38	100	3	2	5	
803	52	100	-	33	21	16	4	10	7	2	5.0	5800	100	9	2	3.9	39	100	3	2	3	
804	47	100	-	36	15	15	-	-	10	-	4.7	6200	100	5	-	4.0	43	100	4	4	3	
805	27	100	-	22	22	14	-	-	7	-	5.3	7200	100	6	-	4.5	45	100	-	-	7	
806	23	39	-	17	39	11	2	8	7	-	5.0	7400	43	4	-	-	2	1	
807	2	-	-	-	-	1	-	-	-	-	-	-	
808	22	100	-	27	27	8	-	-	3	-	5	-	5.0	...	100	1	1	3	-	
809	23	100	-	17	30	9	1	6	1	-	7	1	3.3	32	100	2	2	1	1	
810	2	-	-	-	-	1	-	-	-	-	-	-	
811	35	100	-	29	9	13	5	6	2	-	11	5	3.6	32	100	2	2	3	-	
812	89	78	-	43	14	21	1	15	11	1	5.9	9700	91	10	-	4.0	46	60	6	6	3	
813	66	100	-	30	23	20	4	15	8	1	5.9	11000	100	11	3	4.0	35	100	3	1	4	
814#	83	95	30	45	13	17	1	9	5	-	4.6	10200	100	12	1	3.7	39	100	4	4	1	
815	47	100	15	38	9	12	6	9	4	-	7	3	5.1	35	100	3	2	3	1	
816	48	100	-	40	10	15	3	15	10	2	5.0	5900	100	4	-	-	3	7	
818	70	100	-	36	14	23	1	16	14	1	5.1	6900	100	8	-	3.8	38	100	3	3	4	
819	83	99	-	43	24	31	5	25	18	-	5.2	6500	94	11	4	3.6	36	100	8	6	4	
820	74	100	-	43	12	20	5	19	13	2	4.8	7500	100	6	3	4.5	37	100	4	4	4	
821	96	100	15	29	14	30	5	22	15	-	4.9	6700	100	13	5	4.2	37	100	4	4	4	
822	86	99	-	26	23	33	1	24	16	1	5.8	11700	100	16	-	4.3	50	100	4	4	7	
823#	95	95	-	42	14	30	4	20	13	-	5.2	10500	85	17	4	3.9	36	100	6	6	11	
824	24	46	-	25	17	8	-	-	7	-	5.1	8000	43	1	-	-	1	-	
825	23	-	-	39	-	9	-	-	6	-	1	-	-	1	1	-	
826	22	86	-	36	14	9	-	-	6	-	7.3	21500	67	1	1	1	3	-	
827	10	90	-	70	10	3	-	-	-	9	6	2.9	28	100	3	-	
828	38	95	-	45	8	14	-	-	5	1	5.2	97										

Characteristics of Housing Units and Population, by Blocks: 1970—Con.

Meridian

[Data exclude vacant seasonal and vacant migratory housing units. For minimum base for derived figures (percent, average, etc.) and meaning of symbols, see text]

Blocks Within Block Numbering Areas or Census Tracts	Percent of total population				Year-round housing units				Occupied housing units															
	Total population				Total	Units in—			Owner				Renter				1.01 or more persons per room							
		Negro	In group quarters	Under 18 years		62 years and over	Lacking some or all plumbing facilities	Structures of		Lacking some or all plumbing facilities	Average number of rooms	Average value (dollars)	Percent Negro	Lacking some or all plumbing facilities	Average number of rooms	Average contract rent (dollars)	Percent Negro	Total	With all plumbing facilities	One-person households	With female head of family	With roomers, boarders, or lodgers		
								One-unit structures	10 or more units															
837#	70	99	—	40	7	20	4	18	—	9	2	5.3	8900	100	10	2	4.4	48	100	6	5	2	1	—
838	27	—	—	15	41	12	—	10	—	8	—	6.6	13400	—	3	—	—	—	—	—	—	3	1	—
839	44	89	—	46	16	20	4	7	—	4	—	—	—	—	13	4	3.2	38	92	4	2	9	2	—
840	42	100	—	31	19	17	—	14	—	11	—	5.6	8300	100	5	—	4.6	—	100	1	1	4	6	1
841	18	100	—	22	44	9	1	7	—	5	—	5.2	10000	100	3	—	—	—	—	1	1	2	5	—
842	72	100	—	46	15	20	7	18	—	10	3	5.1	5400	100	9	3	4.1	32	100	4	2	3	1	—
843	45	100	—	49	11	13	5	9	—	5	1	4.6	5700	100	8	4	3.9	34	100	4	3	6	2	—
844	15	67	—	20	27	7	1	5	—	3	—	—	—	—	3	—	—	—	—	1	1	2	2	—
845	19	—	—	26	21	8	—	8	—	7	—	5.9	12000	—	1	—	—	—	—	—	—	2	1	—
846	12	—	—	—	42	6	—	5	—	5	—	7.0	—	—	—	—	—	—	—	—	—	—	3	—
847	23	35	—	26	22	8	—	8	—	8	—	5.8	6800	25	—	—	—	—	—	—	—	—	2	1
848	33	73	—	30	6	11	1	11	—	7	1	5.1	5400	71	3	—	—	—	—	1	1	3	1	—
849	43	100	—	37	16	16	4	14	—	9	—	4.4	7100	100	7	4	3.6	29	100	2	1	5	4	—
850	63	100	—	38	11	21	2	16	—	12	—	5.7	6700	100	7	2	4.1	36	100	1	1	3	7	—
851	56	100	—	25	18	20	5	20	—	12	2	5.3	7500	100	7	3	3.4	32	100	3	2	4	2	—
852	66	71	—	38	14	22	1	14	—	14	1	5.3	9400	64	6	—	3.8	63	33	4	3	4	4	1
853	55	—	—	22	18	23	—	17	—	16	—	6.4	12100	—	7	—	3.7	65	—	—	—	6	1	—