A UNITED STATES
DEPARTMENT OF
COMMERCE
PUBLICATION

Block Statistics

RALEIGH, N.C. URBANIZED AREA

HC(3)-170

U.S. DEPARTMENT
OF COMMERCE
BUREAU OF
THE CENSUS

U.S. DEPARTMENT OF COMMERCE

Maurice H. Stans, Secretary
James T. Lynn, Under Secretary
Harold C. Passer, Assistant Secretary for Economic Affairs

BUREAU OF THE CENSUS

George Hay Brown, Director
Conrad Taeuber, Associate Director
David L. Kaplan, 1970 Census Coordinator

HOUSING DIVISION

Arthur F. Young, Chief

ACKNOWLEDGMENTS — Many persons participated in the various activities of the 1970 census. Primary direction of the program was performed by **Conrad Taeuber,** Associate Director for Demographic Fields, assisted by **David L. Kaplan,** 1970 Census Coordinator, and in conjunction with **Joseph F. Daly,** Associate Director for Research and Development, **William I. Merkin,** Associate Director for Administration, **John W. H. Spencer,** Associate Director for Data Systems, and **Edwin D. Goldfield,** Assistant Director for Program Development.

This report was planned and written in the Housing Division under the supervision of **Arthur F. Young,** Chief, by **Aaron Josowitz,** Assistant Chief, **Nathan Krevor,** Chief, Coordination and Research Branch, and **Paul F. Coe.**

The Statistical Methods Division was largely responsible for developing new procedures to obtain a more accurate count of housing units. This work was supervised by **Joseph Waksberg,** Division Chief, **Morton Boisen** and **Walter M. Perkins.** Assistant Division Chiefs, and **Barnett Denton** and **Charles D. Jones.**

Geographic plans and procedures were developed in the Geography Division under the supervision of **William T. Fay,** Chief, and **Robert C. Klove** and **Gerald J. Post,** Assistant Division Chiefs, with the assistance of **Robert E. Durland, Margery H. Eliot,** and **Jacob Silver.**

Data collection activities were administered by the Field Division, **Paul R. Squires,** Chief, and **Richard C. Burt** and **Dean H. Weber,** Assistant Division Chiefs, with the assistance of **John Kuntz** and **Stanley Matchett,** as well as the directors of the Bureau's regional offices.

Systems and processing procedures were developed in the Systems Division, **Sol Dolleck,** Chief, under the direction of **Morris Gorinson,** Assistant Division Chief. **Florence Wright** assisted by **Orville M. Slye,** was responsible for the clerical procedures and **Roger O. Lepage,** assisted by **John Murphy, Jr., C. Eden Moody,** and **Judith E. Jones,** was responsible for the computer programing.

The manual processing and microfilming of the questionnaires were performed in the Jeffersonville Census Operations Division, under the supervision of **Joseph F. Arbena,** Chief, and **Robert L. Hagan,** Population and Housing Census Operations Manager, assisted by **Charles L. Adams** and **John C. Campbell. William L. Pangburn** supervised the microfilming operation.

FOSDIC and computer processing were performed in the Processing Division under the supervision of **M. Douglas Fahey,** Chief, and **E. Richard Bourdon** and **James W. Shores,** Assistant Division Chiefs. Development of the automatic microfilming equipment was directed by **Anthony A. Berlinsky.**

Publications planning, editing, and printing were performed in the Administrative and Publications Services Division, **Cecil B. Matthews,** Chief, under the direction of **Raymond J. Koski, John F. Lanham, Jr.,** and **Gerald A. Mann.**

Robert B. Voight, Special Assistant in the Office of the Director, and **Sherry L. Courtland** made many important contributions to the planning and coordination of the 1970 census program.

SUGGESTED CITATION

U.S. Bureau of the Census
Census of Housing: 1970
BLOCK STATISTICS
Final Report HC(3)-170 Raleigh, N.C.
Urbanized Area

U.S. Government Printing Office
Washington, D.C., 1971

For sale by the
Superintendent of Documents
U.S. Government Printing Office
Washington, D.C. 20402, or any
Department of Commerce Field Office.

Price $2.25

1970 CENSUS OF HOUSING

Block Statistics

RALEIGH, N.C. URBANIZED AREA

CONTENTS

	Page
List of HC(3) Block Statistics Reports	II
Introduction	IV
Facsimiles of Questionnaire Page and Respondent Instructions	X

TABLES

1	Characteristics of Housing Units and Population, for Places of 2,500 Inhabitants or More: 1970	N.C.–1
2	Characteristics of Housing Units and Population, by Blocks: 1970	N.C.–2

Maps identifying the blocks covered herein are included in or accompany this report.

Issued September 1971

LIST OF HC (3) BLOCK STATISTICS REPORTS

The specific names listed below each State refer to urbanized areas; "Selected Areas" refer to other areas of the State which have contracted with the Census Bureau to provide block statistics.

Report number	Area
	ALABAMA
1	Birmingham
2	Gadsden
3	Huntsville
4	Mobile
5	Montgomery
6	Tuscaloosa
7	Selected Areas
	ALASKA
8	Selected Areas
	ARIZONA
9	Phoenix
10	Tucson
11	Selected Areas
	ARKANSAS
12	Fort Smith
13	Little Rock-North Little Rock
14	Pine Bluff
15	Selected Areas
	CALIFORNIA
16	Bakersfield
17	Fresno
18	Los Angeles-Long Beach
19	Oxnard-Ventura-Thousand Oaks
20	Sacramento
21	Salinas
22	San Bernardino-Riverside
23	San Diego
24	San Francisco-Oakland
25	San Jose
26	Santa Barbara
27	Simi Valley
28	Stockton
29	Selected Areas
	COLORADO
30	Colorado Springs
31	Denver
32	Pueblo
33	Selected Areas
	CONNECTICUT
34	Bridgeport
35	Bristol
36	Hartford
37	Meriden
38	New Britain
39	New Haven
40	Norwalk
41	Stamford
42	Waterbury
	DELAWARE
43	Wilmington
	DISTRICT OF COLUMBIA
44	Washington
	FLORIDA
45	Fort Lauderdale-Hollywood
46	Jacksonville
47	Miami
48	Orlando
49	Pensacola
50	St. Petersburg
51	Tallahassee
52	Tampa
53	West Palm Beach
54	Selected Areas
	GEORGIA
55	Albany
56	Atlanta
57	Augusta
58	Columbus
59	Macon
60	Savannah
61	Selected Areas
	HAWAII
62	Honolulu
63	Selected Areas
	IDAHO
64	Boise City
	ILLINOIS
65	Aurora-Elgin
66	Bloomington-Normal
67	Champaign-Urbana
68	Chicago-Northwestern Indiana
69	Decatur
70	Joliet
71	Peoria
72	Rockford
73	Springfield
74	Selected Areas
	INDIANA
75	Anderson
76	Evansville
77	Fort Wayne
78	Indianapolis
79	Lafayette-West Lafayette
80	Muncie
81	South Bend
82	Terre Haute
83	Selected Areas
	IOWA
84	Cedar Rapids
85	Davenport-Rock Island-Moline
86	Des Moines
87	Dubuque
88	Sioux City
89	Waterloo
90	Selected Areas
	KANSAS
91	Topeka
92	Wichita
93	Selected Areas
	KENTUCKY
94	Lexington
95	Louisville
96	Selected Areas
	LOUISIANA
97	Baton Rouge
98	Lafayette
99	Lake Charles
100	Monroe
101	New Orleans
102	Shreveport
	MAINE
103	Lewiston-Auburn
104	Portland
105	Selected Areas
	MARYLAND
106	Baltimore
107	Selected Areas
	MASSACHUSETTS
108	Boston
109	Brockton
110	Fall River
111	Fitchburg-Leominster
112	Lawrence-Haverhill
113	Lowell
114	New Bedford
115	Pittsfield
116	Springfield-Chicopee-Holyoke
117	Worcester
	MICHIGAN
118	Ann Arbor
119	Bay City
120	Detroit
121	Flint
122	Grand Rapids
123	Jackson
124	Kalamazoo
125	Lansing
126	Muskegon-Muskegon Heights
127	Saginaw
128	Selected Areas
	MINNESOTA
129	Duluth-Superior
130	Minneapolis-St. Paul
131	Selected Areas
	MISSISSIPPI
132	Biloxi-Gulfport
133	Jackson
134	Selected Areas
	MISSOURI
135	Kansas City
136	St. Joseph
137	St. Louis
138	Springfield
139	Selected Areas

Report number	Area
	MONTANA
140	Billings
141	Great Falls
142	Selected Areas
	NEBRASKA
143	Lincoln
144	Omaha
145	Selected Areas
	NEVADA
146	Las Vegas
147	Reno
	NEW HAMPSHIRE
148	Manchester
149	Selected Areas
	NEW JERSEY
150	Atlantic City
151	Trenton
152	Vineland-Millville
153	Selected Areas
	NEW MEXICO
154	Albuquerque
155	Selected Areas
	NEW YORK
156	Albany-Schenectady-Troy
157	Binghamton
158	Buffalo
159	New York-Northeastern New Jersey
	Part 1 – New York City
	Part 2 – New York Portion Outside New York City
	Part 3 – Northeastern New Jersey
160	Rochester
161	Syracuse
162	Utica-Rome
163	Selected Areas
	NORTH CAROLINA
164	Asheville
165	Charlotte
166	Durham
167	Fayetteville
168	Greensboro
169	High Point
170	Raleigh
171	Wilmington
172	Winston-Salem
173	Selected Areas
	NORTH DAKOTA
174	Fargo-Moorhead
	OHIO
175	Akron
176	Canton
177	Cincinnati
178	Cleveland
179	Columbus
180	Dayton
181	Hamilton
182	Lima
183	Lorain-Elyria
184	Mansfield
185	Springfield
186	Steubenville-Weirton
187	Toledo
188	Youngstown-Warren
189	Selected Areas
	OKLAHOMA
190	Lawton
191	Oklahoma City
192	Tulsa
193	Selected Areas
	OREGON
194	Eugene
195	Portland
196	Salem
197	Selected Areas
	PENNSYLVANIA
198	Allentown-Bethlehem-Easton
199	Altoona
200	Erie
201	Harrisburg
202	Johnstown
203	Lancaster
204	Philadelphia
205	Pittsburgh
206	Reading
207	Scranton
208	Wilkes-Barre
209	York
210	Selected Areas
	RHODE ISLAND
211	Providence-Pawtucket-Warwick
	SOUTH CAROLINA
212	Charleston
213	Columbia
214	Greenville
215	Selected Areas
	SOUTH DAKOTA
216	Sioux Falls
217	Selected Areas
	TENNESSEE
218	Chattanooga
219	Knoxville
220	Memphis
221	Nashville-Davidson
222	Selected Areas
	TEXAS
223	Abilene
224	Amarillo
225	Austin
226	Beaumont
227	Brownsville
228	Corpus Christi
229	Dallas
230	El Paso
231	Fort Worth
232	Galveston
233	Harlingen-San Benito
234	Houston
235	Laredo
236	Lubbock
237	McAllen-Pharr-Edinburg
238	Midland
239	Odessa
240	Port Arthur
241	San Angelo
242	San Antonio
243	Sherman-Denison
244	Texarkana
245	Texas City-La Marque
246	Tyler
247	Waco
248	Wichita Falls
249	Selected Areas
	UTAH
250	Ogden
251	Provo-Orem
252	Salt Lake City
	VERMONT
253	Selected Areas
	VIRGINIA
254	Lynchburg
255	Newport News-Hampton
256	Norfolk-Portsmouth
257	Richmond
258	Roanoke
259	Selected Areas
	WASHINGTON
260	Seattle-Everett
261	Spokane
262	Tacoma
263	Selected Areas
	WEST VIRGINIA
264	Charleston
265	Huntington-Ashland
266	Wheeling
267	Selected Areas
	WISCONSIN
268	Green Bay
269	Kenosha
270	Madison
271	Milwaukee
272	Racine
273	Selected Areas
	WYOMING
274	Selected Areas
	PUERTO RICO
275	Mayagüez
276	Ponce
277	San Juan
278	Selected Areas

INTRODUCTION

GENERAL IV
Urbanized areas IV
Maps and block indentification IV
Content of the tables V
Symbols V
Data collection procedures V
Processing procedures VI
DEFINITIONS AND EXPLANATIONS OF SUBJECT CHARACTERISTICS VI
Self-enumeration and census questionnaire VI
Comparability with 1960 data VI
Total population VII
Housing units and group quarters VII
Year-round housing units VII
Occupied housing units VII
Race VII
Tenure VIII
Plumbing facilities VIII
Units in structure VIII
Persons per room VIII
Average number of rooms VIII
Average value VIII
Average contract rent VIII
One-person households VIII
With female head of family VIII
With roomers, boarders, or lodgers IX
ACCURACY OF THE DATA IX
Editing IX
Block number check IX
FACSIMILES X
Questionnaire page showing 100-percent housing questions X
Respondent instructions for the 100-percent housing questions XI

GENERAL

This report presents statistics from the 1970 census, by blocks, on general characteristics of housing units and population. Legal provision for this census, conducted as of April 1, 1970, was made in the Act of Congress of August 31, 1954 (amended August 1957), which codified Title 13, United States Code.

This report series contains 278 reports (as listed on page II). Most of the reports (236) relate to a specific urbanized area, as well as to some nearby contiguous territory included for reasons explained below in the section on "Urbanized areas." The remaining reports (42) relate to other types of areas (e.g., smaller cities, counties, etc.) where local authorities contracted with the Census Bureau to collect, process, and publish the data on a block basis. In 1960, a similar contractual technique was utilized but the basic block statistics program was limited generally to cities of 50,000 inhabitants or more (i.e., the built-up fringes around the cities were not covered).

A major portion of the information compiled from the 1970 Census of Housing will appear in Volume I, **Housing Characteristics for States, Cities, and Counties.** For a description of Volume I, as well as other elements of the data dissemination program of the 1970 Population and Housing Census, see the "Publication and Computer Summary Tape Program" statement at the end of this report.

Urbanized areas.—An urbanized area consists of a central city, or cities, and surrounding closely settled territory. The central city must have reported a population of 50,000 or more in 1960, in a special census conducted by the Census Bureau since 1960, or in the 1970 census. Under certain circumstances, "twin cities" with a combined population of 50,000 or more form the basis of an urbanized area. More detailed information on the criteria used to designate urbanized areas and determine their boundaries appears in the 1970 Census of Housing HC(1)-A reports and the 1970 Census of Population PC(1)-A reports.

As suggested by the rules above, the urbanized areas ultimately used in the tabulations of the 1970 census could not be completely recognized or defined until the final population counts were available. Since the precise delineation and numbering of blocks is quite costly and is therefore done only for areas where block statistics will be prepared, a preliminary determination of each urbanized area was made prior to the actual enumeration. The preliminary boundaries were purposely drawn somewhat beyond the anticipated final boundaries because the information on density of settlement was not yet available. Thus, for virtually all urbanized areas, there is some immediately adjacent territory for which the information was collected on a block basis. Because the extra cost of tabulating and publishing the block data for this type of territory is comparatively minor, data for blocks outside urbanized areas appear in the reports for those areas. On the other hand, block data are generally not provided for urbanized areas which are recognized for the first time in 1970.

Maps and block identification.—The maps included with these reports identify the location and number of each block and the boundary and number of each census tract or block numbering area.

A block is usually a well-defined rectangular piece of land bounded by streets or roads. However, it may be irregular in shape or bounded by railroad tracks, streams, or other features. The block is the specific numbered area as shown on the map.

Census tracts are small areas into which large cities and metropolitan areas are divided for statistical purposes. Tract boundaries are established cooperatively by a local committee and the Bureau of the Census and are generally designed to achieve

some uniformity of population characteristics, economic status, and living conditions. Initially, the average tract had about 4,000 residents. Tract boundaries are established with the intention of being maintained over a long time so that comparisons may be made from census to census.

In untracted places, block numbering areas are used. They are established by arbitrarily dividing the city along major streets, railroads, or other physical boundaries to facilitate numbering the blocks in groups of fewer than 1,000. The boundaries of block numbering areas have no statistical significance but are merely for convenience in mapping and tabulating.

In numbering the blocks, a separate series is used for each census tract or block numbering area. Thus, the location of each block for which data are presented is determined by referring both to the block number and the census tract or block numbering area. In some cases, a city or other political boundary divides a block. The data shown are for the block represented by the land area as bounded and numbered on the block map.

The block number was assigned to each block on a map suitable for block numbering, prior to the enumeration. In some instances, the map was several years old and did not recognize construction of new streets or disappearance of others. Insofar as possible, the map was corrected for changes that were discovered prior to enumeration. In other cases, it was not feasible to make corrections. Hence the map does not always reflect the blocks as they existed on the ground at the time of the enumeration. For example, a block as shown on the map may have been divided into two blocks. The housing units in the newly subdivided blocks would be assigned the one block number shown on the map even though two blocks existed at the time of enumeration. On the other hand, two blocks as shown on the map may have been merged into one. In the enumeration, the intent was to identify which housing units were physically located in each of the two former blocks and assign the respective block number to each portion, even though only one block existed at the time of enumeration.

Content of the tables.—In the urbanized area block publication program, table 1 summarizes the statistics for each place of 2,500 inhabitants or more and table 2 contains the statistics for the individual blocks summarized to the tract or block numbering area. In the contract block program, one table provides statistics for individual blocks as well as summaries for each tract or block numbering area and each place or area.

In some instances, the blocked area excludes a part of a tract or excludes the rural portion of an extended city (a city having one or more large portions, usually at the boundary of the city, with relatively low population density). Therefore, the tract and place totals cover only the blocks included in this report.

Block identification, total population, and total year-round housing units are shown for every block containing living quarters. For some blocks, the table shows total population but no housing units because all the people live in group quarters. For other blocks, the table shows housing units but no population because all the units are vacant. Blocks (or tracts) with no year-round housing units and no population are shown on the map but do not appear in the tables.

Symbols.—Percents which round to less than 0.1 are not shown but indicated as zero. A dash "–" represents zero. Three dots " . . . " indicate that the data are being withheld to avoid disclosure of information for individual housing units, or that the base for an average, percentage, or ratio is too small for it to be shown. The symbol "#" next to a block number indicates that contract rent was allocated for 20 percent or more of the renter-occupied units. The dagger symbol (†) identifies blocks for which tabulations are not available because of processing errors. If there are any such blocks in the area covered by this report, population and housing unit counts for these blocks are presented on page XII; the summary figures for places and tracts (or block numbering areas) include data for these blocks; i.e., the totals contain the above-mentioned counts as well as imputed data for the various characteristics.

Data collection procedures. — The 1970 census was conducted primarily through self-enumeration. In 1960, self-enumeration was first introduced on a nationwide scale as a substitute for the traditional census direct interview.

A census questionnaire was delivered by postal carriers to every household several days before Census Day, April 1, 1970. This questionnaire contained certain explanatory information and was accompanied by an instruction sheet; in certain areas with comparatively large proportions of Spanish-speaking persons, a Spanish version of the instruction sheet was also enclosed.

In the larger metropolitan areas and some adjacent counties, altogether containing about three-fifths of the population of the United States, the household was requested to fill out and mail back the form on Census Day. Approximately 87 percent of the households did so. The mailed-back forms were reviewed by the census enumerator (or, in some lo-

calities, a census clerk) and if the form was determined to be incomplete or inconsistent, a followup was made. The bulk of these followups were made by telephone, the rest by personal visit. For the households which did not mail back their forms, a followup was also made, in almost all cases by personal visit and in the remainder by telephone. Vacant units were enumerated by personal visit.

For the remaining two-fifths of the population, the household was requested to fill out the form and give it to the enumerator when he called; approximately 80 percent did so. Incomplete and unfilled forms were completed by interview during the enumerator's visit.

Three types of questionnaires were used throughout the country: 80 percent of the households answered a form containing a limited number of population and housing questions, and the remainder, split into 15-percent and 5-percent samples, answered forms which contained these questions as well as a number of additional questions.

The subjects covered in this report are those which were collected on a 100-percent basis. That is, the questions for these subjects appeared on all three questionnaires, the 80-percent, 15-percent, and 5-percent forms.

Processing procedures.—The 1970 census questionnaires were specially designed to be processed by FOSDIC (Film Optical Sensing Device for Input to Computers). Respondents and enumerators (and for some few items, census clerks) marked the answers in predesignated positions which could be "read" by FOSDIC, from a microfilm copy of the questionnaire, onto computer magnetic tape.

The tape containing the information from the questionnaires was processed on the Census Bureau's computers through a number of editing and tabulation steps. One of the end results of this operation was a computer tape from which the tables in this report were prepared on a cathode-ray-tube phototypesetting machine at the Government Printing Office. Another end result was the summary tape which is available for purchase, as described in the "Publication and Computer Summary Tape Program" statement at the end of this report.

DEFINITIONS AND EXPLANATIONS OF SUBJECT CHARACTERISTICS

Self-enumeration and census questionnaire.—As stated in the introductory text of this report, the 1970 census was conducted primarily through self-enumeration. The response, therefore, was based principally on the questionnaire and its accompanying instruction sheet. Furthermore, census takers were instructed to read the questions directly from the questionnaire in their telephone and personal visit interviews. The questionnaire page containing the housing questions asked on a 100-percent basis and the page of the respondent instruction sheet which relates to these questions are reproduced on pages X and XI, respectively. The definitions and explanations given below for each subject are, to a considerable extent, drawn from various technical and procedural materials used in the collection of the data. This material helped the enumerative personnel to understand more fully the intent of each question and thus to resolve problems or unusual cases. Also included is certain explanatory information to assist the user in the proper utilization of the statistics.

Comparability with 1960 data.—Although the 1970 data are generally comparable with the data collected in 1960, certain changes have been introduced. The 1960 inquiry regarding owner occupancy has been subdivided to show a separate category for cooperatives and condominiums in 1970. The 1960 question on cooking equipment was broadened to cover "complete kitchen facilities" in 1970; i.e., an installed sink with piped water, a range or cookstove, and a mechanical refrigerator. On the other hand, the 1960 question on "condition of housing unit" (i.e., sound, deteriorating, or dilapidated) was eliminated because of serious problems with response reliability.

There have also been changes in the scope of some of the tabulations. Data on characteristics of housing units are limited in 1970 to year-round units because of the difficulty of obtaining reliable information for vacant units held for migratory labor or for seasonal occupancy. Moreover, the total counts of housing units given in this report for each block, tract or block numbering area, and place or area are limited to year-round housing units. (Counts of the total housing inventory, including vacant units held for migratory labor and seasonal occupancy, are given for census tracts in series PHC(1), and for States, cities, and counties in series HC(1)-A and HC(1)-B.)

The tabulations on value and contract rent refer to slightly different sets of housing units in 1970 than in 1960. Summarized generally, the difference is that the 1970 data exclude units on places of 10 acres or more whereas the 1960 data exclude units on farms; more specific information can be obtained by comparing the rent and value definitions in the present report with those in 1960 Census of Housing Volume I. Separate figures are shown in this report for occupied units with Negro head of household. In 1960, this type of tabulation related to the total of all

household heads other than white; Negro household heads constituted 95 percent of this total in 1960 for the Nation as a whole, but this proportion varied widely among areas.

Total population.—The total population is the count of all persons living in the block including those in group quarters. The population for each block is subdivided into the following groups expressed as percent of the total population: Negro, in group quarters, under 18 years, and 62 years and over.

In accordance with census practice dating back to 1790, each person enumerated in the 1970 census was counted as an inhabitant of his usual place of residence, which is generally construed to mean the place where he lives and sleeps most of the time. This place is not necessarily the same as his legal residence, voting residence, or domicile. In the vast majority of cases, however, the use of these different bases of classification would produce substantially the same statistics, although there may be appreciable differences for a few areas.

Implementation of this practice has resulted in the establishing of residence rules for certain categories of persons whose usual place of residence is not immediately clear. Furthermore, this practice means that persons were not always counted as residents of the place where they happened to be found by the census enumerators. Persons without a usual place of residence were, however, counted where they were enumerated. Detailed information on residence rules is given in the 1970 Census of Population PC(1)-A reports.

Housing units and group quarters.—All living quarters are classified in the census as either housing units or group quarters. Usually, living quarters are in structures intended for residential use (e.g., a one-family home, apartment house, hotel or motel, boarding house, mobile home or trailer, etc.). Living quarters may also be in structures intended for nonresidential use (e.g., the rooms in a warehouse where a watchman lives), as well as in tents, caves, old railroad cars, etc.

A housing unit is a house, an apartment, a group of rooms, or a single room occupied or intended for occupancy as separate living quarters. Separate living quarters are those in which the occupants do not live and eat with any other persons in the structure and which have either (1) direct access from the outside of the building or through a common hall or (2) complete kitchen facilities for the exclusive use of the occupants. The occupants may be a single family, one person living alone, two or more families living together, or any other group of related or nonrelated persons who share living arrangements (except as described in the next paragraph on group quarters). Both occupied and vacant housing units are included in the housing inventory, except that mobile homes, trailers, tents, etc. are included only if they are occupied.

Group quarters are living arrangements for institutional inmates or for other groups containing five or more persons not related to the person in charge. Group quarters are located most frequently in institutions, boarding houses, military barracks, college dormitories, fraternity and sorority houses, hospitals, monasteries, convents, and ships. A house or apartment is considered group quarters if it is shared by the person in charge and five or more persons unrelated to him, or if there is no person in charge, by six or more unrelated persons. Information on the housing characteristics of group quarters is not collected in the census.

Year-round housing units.—Data on housing characteristics in the 1970 census reports are limited to year-round housing units; i.e., all occupied units plus vacant units intended for year-round use. Vacant units intended for seasonal occupancy and vacant units held for migratory labor are excluded because it is difficult to obtain reliable information for them. In this report, the housing unit counts are also limited to year-round units. Counts of the total housing inventory, however, are given for census tracts in series PHC(1), and for States, cities, and counties in series HC(1)-A and HC(1)-B.

Occupied housing units.—A housing unit is classified as occupied if a person or group of persons is living in it at the time of enumeration or if the occupants are only temporarily absent, for example, on vacation. However, if the persons staying in the unit have their usual place of residence elsewhere, the unit is classified as vacant.

A count of vacant year-round units may be derived by subtracting the sum of owner- and renter-occupied from the total number of year-round units. The count of vacant year-round units thus obtained includes units for sale or rent, units sold or rented but not yet occupied by the new owner or renter, units held for the occasional use of the owner, and units held off the market for other reasons.

Race.—The classification by race shown for occupied housing units refers to the race of the head of the household occupying the unit. Units with Negro heads of household are shown separately as percentages of owner- and renter-occupied housing units. The concept of race as used by the Census Bureau does not denote clear-cut scientific definition of biological stock. Rather, the data repre-

sent essentially self-classification by people according to the race with which they identify themselves.

Tenure.—A housing unit is "owner occupied" if the owner or co-owner lives in the unit, even if it is mortgaged or not fully paid for. A cooperative or condominium unit is "owner occupied" only if the owner or co-owner lives in it. All other occupied units are classified as "renter occupied" including units rented for cash rent and those occupied without payment of cash rent.

Plumbing facilities. — The category "with all plumbing facilities" consists of units which have hot and cold piped water inside the structure as well as a flush toilet and a bathtub or shower inside the structure for exclusive use of the occupants of the unit. "Lacking some or all plumbing facilities" means that the unit does not have all three specified plumbing facilities (hot and cold piped water, as well as flush toilet and bathtub or shower inside the structure), or that the toilet or bathing facilities are also for the use of the occupants of other housing units.

Units in structure.—Statistics on the number of housing units in a structure are presented in terms of the number of units in one-unit structures and in structures of 10 or more units. The data on units in 10-or-more-unit structures, however, are based on responses to the inquiry on number of units at the building address (item A on facsimile of questionnaire), and therefore, may be understated in blocks containing structures with two or more addresses.

Persons per room.—"Persons per room" is computed by dividing the number of persons in the unit by the number of rooms in the unit. The category "1.01 or more persons per room" indicates an average of more than one person to a room. The figures are shown separately for all occupied units and for occupied units with all plumbing facilities.

Average number of rooms.—Rooms to be counted include whole rooms used for living purposes, such as living rooms, dining rooms, kitchens, bedrooms, finished recreation rooms, family rooms, etc. Not counted as rooms are bathrooms, porches, balconies, foyers, halls, half-rooms, kitchenettes, strip or pullman kitchens, utility rooms, unfinished attics, basements, or other space used for storage.

The average number of rooms (arithmetic mean) was computed by dividing the sum of the rooms for each tenure group by the number of owner- or renter-occupied units, respectively. The questionnaire contained a terminal category of "9 rooms or more." For purposes of the computation, the terminal category was given a mean value of 10. As a result, 10 rooms is the arbitrary maximum average which could be obtained for any block.

Average value.—Value is the respondent's estimate of how much the property (house and lot) would sell for if it were for sale. Value data are limited to owner occupied one-family houses on less than 10 acres, without a commercial establishment or medical office on the property. Cooperatives, condominiums, mobile homes, and trailers are excluded from the value tabulations.

The average value (arithmetic mean) was computed by dividing the sum of the values by the number of owner-occupied units for which value is shown. Value was reported in class intervals, the lowest and highest intervals being "Less than $5,000" and "$50,000 or more," respectively. For purposes of the computation, the midpoints of the intervals were used except that a mean of $3,500 was assigned for values less than $5,000 and a mean of $60,000 was assigned for values of $50,000 or more. As a result, $3,500 is the arbitrary minimum and $60,000 is the arbitrary maximum average which could be obtained for any block. Average value is rounded to the nearest hundred dollars.

Average contract rent.—Contract rent is the monthly rent agreed to, or contracted for, regardless of any furnishings, utilities, or services that may be included. Contract rent data exclude one-family homes on a place of ten acres or more. The average contract rent (arithmetic mean) was computed by dividing the sum of the rental amounts by the number of renter-occupied units for which cash rent was paid; units for which no cash rent was paid were excluded from the computation. Contract rent was reported in class intervals, the lowest and highest intervals being "less than $30" and "$300 or more," respectively. For purposes of the computation, the midpoints of the intervals were used except that a mean of $25 was assigned for rents less than $30 and a mean of $350 was assigned for rents of $300 or more. As a result, $25 is the arbitrary minimum and $350 the arbitrary maximum average which could be obtained for any block. Average contract rent is rounded to the nearest dollar.

One-person households.—The data in this column refer to the number of housing units occupied by only one person.

With female head of family.—Housing units are occupied by either "families" or "primary individuals." The term "family" refers to the head of

the household and all (one or more) other persons in the household related to the head by blood, marriage, or adoption. If nobody in the household is related to the head, then the unit is not occupied by a family but by a "primary individual."

A housing unit occupied by a "family" may or may not contain persons unrelated to the head of the family, such as roomers, boarders, servants, etc.

The category "female head of family" comprises all housing units occupied by families with female heads regardless of their marital status. Included are female heads of families with no spouse and female heads of families whose husbands are living away from their families, as for example, husbands in the Armed Forces living on military reservations.

With roomers, boarders, or lodgers.—This column refers to the number of housing units containing one or more roomers, boarders, or lodgers. Not included as "roomers, boarders, or lodgers" are foster children or wards, servants who live in, companions, and partners.

ACCURACY OF THE DATA

Editing.—Human and mechanical errors occur in any mass statistical operation such as a decennial census. Errors during the data collection phase can include failure to obtain required information from respondents, obtaining incorrect or inconsistent information, and recording information in the wrong place or incorrectly. Errors can also occur during the field review of the enumerator's work, the clerical handling of the questionnaires, and the various stages of the electronic processing of the material. Careful efforts are made in every census to keep the errors in each step at an acceptably low lovel. Quality control and check measures are utilized throughout the census operation. As was done for the 1950 and 1960 censuses, evaluative material on many aspects of the 1970 census will be published as soon as the appropriate data are accumulated and analyzed. A major concern in the evaluation work is to ascertain, insofar as possible, the degree of completeness of the count of both population and housing units.

The objective of the processing operation is to produce a set of statistics that describes the Nation's housing as accurately and clearly as possible. To meet this objective, certain unacceptable entries were edited.

Whenever information was missing, an allocation procedure was used to assign an entry, thereby eliminating the need for a "not reported" category in the tabulations. The assignment was based on related information reported for the housing unit or on information reported for a similar unit in the immediate neighborhood. For example, if tenure for an occupied unit was omitted but a rental amount was reported, the computer automatically edited tenure to "rented for cash rent." On the other hand, if the unit was reported as rented but the amount of rent was missing, the computer automatically assigned the rent that was reported for the preceding renter-occupied unit.

A similar procedure was used when the information reported for an item was inconsistent with other information reported for the unit. For example, if a housing unit was enumerated as having no piped water but having both a bathtub (or shower) and flush toilet for the exclusive use of the occupants of the unit, the computer edited water supply to "hot and cold water," a category considered to be consistent with the reported bathing and toilet facilities.

Specific tolerances were established for the number of computer allocations that would be permitted. If the number of corrections was beyond tolerance, the questionnaires in which the errors occurred were clerically reviewed. If it was found that the errors resulted from damaged questionnaires, improper microfilming, faulty reading by FOSDIC of undamaged questionnaires, or other types of machine failure, the questionnaires were reprocessed.

Block number check.—Through a detailed edit accomplished largely on the electronic computer, most of the errors in reporting block numbers were corrected. A control tape was created, listing the block numbers shown on the map for each enumeration district and each census tract. In certain large metropolitan areas, the control tape also contained the serial numbers assigned to each housing unit in the block. For each questionnaire, the computer compared the serial number and/or the block number, the enumeration district, and the census tract to the control tape. When an inconsistency was detected or when the block number on the questionnaire was blank, the computer changed the block number or assigned a number that was consistent with the control tape.

Specific tolerances were established for the number of block number changes and reassignments that would be permitted for each enumeration district. If the number was beyond tolerance, a clerical review was performed. In the clerical review, the enumerator's records were examined for comments and explanations, the addresses of the housing units involved were checked with the map, and block numbers were assigned as appropriate. Clerical review was required also when the control tape contained block numbers which were not reported by the enumerator.

FACSIMILE OF QUESTIONNAIRE PAGE SHOWING 100-PERCENT HOUSING QUESTIONS

A. How many living quarters, occupied and vacant, are at this address?

- ○ One
- ○ 2 apartments or living quarters
- ○ 3 apartments or living quarters
- ○ 4 apartments or living quarters
- ○ 5 apartments or living quarters
- ○ 6 apartments or living quarters
- ○ 7 apartments or living quarters
- ○ 8 apartments or living quarters
- ○ 9 apartments or living quarters
- ○ 10 or more apartments or living quarters
- ○ This is a mobile home or trailer

Answer these questions for your living quarters

H1. Is there a telephone on which people in your living quarters can be called?

- ○ Yes → **What is the number?** _____ *Phone number*
- ○ No

H2. Do you enter your living quarters—

- ○ Directly from the outside or through a common or public hall?
- ○ Through someone else's living quarters?

H3. Do you have complete kitchen facilities?
Complete kitchen facilities are a sink with piped water, a range or cook stove, and a refrigerator.

- ○ Yes, for this household only
- ○ Yes, but also used by another household
- ○ No complete kitchen facilities for this household

H4. How many rooms do you have in your living quarters?
Do not count bathrooms, porches, balconies, foyers, halls, or half-rooms.

- ○ 1 room
- ○ 2 rooms
- ○ 3 rooms
- ○ 4 rooms
- ○ 5 rooms
- ○ 6 rooms
- ○ 7 rooms
- ○ 8 rooms
- ○ 9 rooms or more

H5. Is there hot and cold piped water in this building?

- ○ Yes, hot and cold piped water in this building
- ○ No, only cold piped water in this building
- ○ No piped water in this building

H6. Do you have a flush toilet?

- ○ Yes, for this household only
- ○ Yes, but also used by another household
- ○ No flush toilet

H7. Do you have a bathtub or shower?

- ○ Yes, for this household only
- ○ Yes, but also used by another household
- ○ No bathtub or shower

H8. Is there a basement in this building?

- ○ Yes
- ○ No, built on a concrete slab
- ○ No, built in another way *(include mobile homes and trailers)*

H9. Are your living quarters—

- ○ Owned or being bought by you or by someone else in this household? *Do not include cooperatives and condominiums here.*
- ○ A cooperative or condominium which is owned or being bought by you or by someone else in this household?
- ○ Rented for cash rent?
- ○ Occupied without payment of cash rent?

H10a. Is this building a one-family house?

- ○ Yes, a one-family house
- ○ No, a building for 2 or more families or a mobile home or trailer

b. *If "Yes"*— **Is this house on a place of 10 acres or more, or is any part of this property used as a commercial establishment or medical office?**

- ○ Yes, 10 acres or more
- ○ Yes, commercial establishment or medical office
- ○ No, none of the above

H11. *If you live in a one-family house which you own or are buying—*
What is the value of this property; that is, how much do you think this property (house and lot) would sell for if it were for sale?

- ○ Less than $5,000
- ○ $5,000 to $7,499
- ○ $7,500 to $9,999
- ○ $10,000 to $12,499
- ○ $12,500 to $14,999
- ○ $15,000 to $17,499
- ○ $17,500 to $19,999
- ○ $20,000 to $24,999
- ○ $25,000 to $34,999
- ○ $35,000 to $49,999
- ○ $50,000 or more

If this house is on a place of 10 acres or more, or if any part of this property is used as a commercial establishment or medical office, do not answer this question.

H12. *Answer this question if you pay rent for your living quarters.*

a. *If rent is paid by the month—*
What is the monthly rent?

Write amount here → $ _____ .00 *(Nearest dollar)*

and

Fill one circle

- ○ Less than $30
- ○ $30 to $39
- ○ $40 to $49
- ○ $50 to $59
- ○ $60 to $69
- ○ $70 to $79
- ○ $80 to $89
- ○ $90 to $99
- ○ $100 to $119
- ○ $120 to $149
- ○ $150 to $199
- ○ $200 to $249
- ○ $250 to $299
- ○ $300 or more

b. *If rent is not paid by the month—*
What is the rent, and what period of time does it cover?

$ _____ .00 per _____
(Nearest dollar) *(Week, half-month, year, etc.)*

FOR CENSUS ENUMERATOR'S USE ONLY

a4. Block number | **a5. Serial number**

a4				a5			
Ø	○	○	○	Ø	○	○	○ Ø
1	○	○	○	1	○	○	○ 1
2	○	○	○	2	○	○	○ 2
3	○	○	○	3	○	○	○ 3
4	○	○	○	4	○	○	○ 4
5	○	○	○	5	○	○	○ 5
6	○	○	○	6	○	○	○ 6
7	○	○	○	7	○	○	○ 7
8	○	○	○	8	○	○	○ 8
9	○	○	○	9	○	○	○ 9

B. Type of unit or quarters

Occupied
- ○ First form
- ○ Continuation

Vacant
- ○ Regular
- ○ Usual residence elsewhere

Group quarters
- ○ First form
- ○ Continuation

For a vacant unit, also fill C, D, A, H2 to H8, and H10 to H12

C. Vacancy status

Year round—
- ○ For rent
- ○ For sale only
- ○ Rented or sold, not occupied
- ○ Held for occasional use
- ○ Other vacant
- ○ Seasonal
- ○ Migratory

D. Months vacant

- ○ Less than 1 month
- ○ 1 up to 2 months
- ○ 2 up to 6 months
- ○ 6 up to 12 months
- ○ 1 year up to 2 years
- ○ 2 years or more

C/O ○ ○

FACSIMILE OF RESPONDENT INSTRUCTIONS FOR THE 100-PERCENT HOUSING QUESTIONS

A. Mark only one circle. **This address** means the house or building number where your living quarters are located.

H1. Mark **Yes** and enter telephone number, even if the telephone is in another apartment or building.

H2. Mark the second circle only if you **must** go through someone else's living quarters to get to your own.

H3. The kitchen sink, stove, and refrigerator do **not** have to be in the same room.

Also used by another household means that someone else who lives in the same building, but is not a member of your household, also uses the equipment. Mark this circle also if the occupants of living quarters now vacant would also use the equipment.

H4. Count only whole rooms used for living purposes, such as living rooms, dining rooms, kitchens, bedrooms, finished recreation rooms, family rooms, etc. Do **not** count kitchenettes, strip or pullman kitchens; utility rooms; or unfinished attics, basements, or other space used for storage.

H5. Mark **hot water** even if you have it only part of the time.

H6, H7. See instructions for H3 for meaning of **Also used by another household.**

H8. A house has a **basement** if there is enclosed space in which persons can walk upright under all or part of the building. A house on a **concrete slab** has no basement and no air or crawl space below it. A house built **in another way** is one directly on the ground or resting on a foundation or posts to provide crawl space.

H9. **Owned or being bought** means that the living quarters are owned outright or are mortgaged. Also mark **Owned or being bought** if the living quarters are owned but the land is rented.

Mark **Rented for cash rent** if any money rent is paid. Rent may be paid by persons who are not members of your household.

Occupied without payment of cash rent includes, for example, a parsonage, a house or apartment provided free of rent by the owner, or a house or apartment occupied by a janitor or caretaker in exchange for services.

H10. **A commercial establishment** is easily recognized from the outside; for example, a grocery store or barber shop. A **medical office** is a doctor's or dentist's office regularly visited by patients. If your house is on a place of 10 acres or more **and** also contains a commercial establishment or medical office, mark **Yes, 10 acres or more.**

H11. Include the value of the house, the land it is on, and any other structures on the same property. If the house is owned but the land is rented, estimate the combined value of the house **and** the land.

H12. Report the rent agreed to or contracted for, even if the furnishings, utilities, or services are included.

a. If you pay rent by the month, write in the amount of rent and fill one circle.

b. If rent is **not** paid by the month, answer both parts of **b.** For example, **$20** per **week**, **$1,500** per **year**, etc.

H13. If exact costs are not known, estimate as closely as possible. Report amounts even if bills are unpaid or are paid by someone else. If the bills include utilities or fuel used also by another apartment or a business establishment, estimate the amounts for your own living quarters. If gas and electricity are billed together, enter the combined amount on the electricity line and bracket ({) the two utilities.

CORRECTION NOTE

(The revisions described below are not reflected in the tables of this report.)

Corrected population and housing unit counts for certain areas of North Carolina are shown in Housing Census Report HC(1)-A35.

The following figures refer to blocks in Wake County for which tabulations are not available (see explanation of dagger symbol (†) on page V of text):

Block		Population	Year-round housing units
Tract 7	Block 101	54	14
	Block 102	43	13
	Block 104	49	13
	Block 105	33	10
	Block 106	12	10
	Block 108	26	9
	Block 109	10	5
	Block 111	16	6
	Block 112	15	5
	Block 113	11	3
	Block 114	29	6
	Block 115	179	52
	Block 116	9	3
	Block 117	15	4
	Block 201	31	9
	Block 202	15	5
	Block 203	10	3
	Block 204	10	3
	Block 205	7	3
	Block 206	2	1
	Block 207	3	1
	Block 209	32	7
	Block 210	14	4
	Block 211	28	7
	Block 212	38	11
	Block 213	3	1
	Block 215	32	12
	Block 216	76	22
	Block 217	57	20
	Block 218	102	37
	Block 301	54	22
	Block 302	64	23
	Block 304	87	33
	Block 305	82	26
	Block 306	90	25
	Block 307	46	20
	Block 308	59	22
	Block 309	42	14
	Block 310	46	12
	Block 311	54	17
	Block 312	49	16
	Block 313	27	8
	Block 314	78	27
Tract 21.02	Block 105	336	96
	Block 106	185	50
	Block 110	44	11
	Block 111	77	22
Tract 27.01	Block 107	111	34
Tract 27.03	Block 109	47	14
	Block 112	91	25
	Block 116	500	150
	Block 118	497	152
	Block 119	20	4
	Block 121	4	2
	Block 124	5	1
	Block 127	60	17
	Block 201	18	5
	Block 203	200	61
	Block 205	89	34
Tract 35	Block 313	29	10
	Block 314	7	4
	Block 316	103	40
Tract 35--Con.			
	Block 317	48	24
	Block 318	32	10
	Block 319	108	32
	Block 320	52	17
	Block 321	33	11
	Block 322	67	25
	Block 401	15	5
	Block 402	12	4
	Block 403	51	19
	Block 407	105	31
	Block 408	61	16
	Block 409	55	15
	Block 410	68	18
	Block 411	100	31
	Block 412	49	13
	Block 413	175	55
	Block 414	178	56
	Block 415	63	14
	Block 416	40	9
	Block 417	64	18
	Block 418	70	18
	Block 419	105	28
	Block 420	22	8
	Block 422	194	59
	Block 511	250	82
	Block 512	54	16
	Block 514	35	12
	Block 515	38	12
	Block 516	34	13
	Block 517	85	26
	Block 923	759	256
	Block 928	336	96
	Block 930	76	21
	Block 931	570	159
	Block 940	46	16
	Block 941	247	74
	Block 942	768	254

In Wake County, the corrected counts for specified blocks are:

Block		Population	Year-round housing units
Tract 21.02	Block 101	492	123
	Block 109	21	6
Tract 27.03	Block 103	182	59

In Wake County, the counts for omitted blocks are:

Block		Population	Year-round housing units
Tract 27.03	Block 104	40	16
	Block 105	66	19
	Block 106	17	6
	Block 107	82	27
	Block 110	60	20
	Block 111	60	17
	Block 113	69	17
	Block 114	74	23
	Block 115	27	10
	Block 120	4	1
	Block 122	4	2
	Block 123	13	3
	Block 125	14	3
	Block 126	6	1

In Wake County tract 30, the data shown for block 570 (which is nonexistent) refer to block 955.

Table 1. **Characteristics of Housing Units and Population, for Places of 2,500 Inhabitants or More: 1970**

North Carolina

[Data exclude vacant seasonal and vacant migratory housing units. For minimum base for derived figures (percent, average, etc.) and meaning of symbols, see text]

Places	Total population	Percent of total population				Year-round housing units				Occupied housing units													
								Units in—		Owner					Renter					1.01 or more persons per room				
		Negro	In group quarters	Under 18 years	62 years and over	Total	Lacking some or all plumbing facilities	One unit structures	Structures of 10 or more units	Total	Lacking some or all plumbing facilities	Average number of rooms	Average value (dollars)	Percent Negro	Total	Lacking some or all plumbing facilities	Average number of rooms	Average contract rent (dollars)	Percent Negro	Total	With all plumbing facilities	One-person households	With female head of family	With roomers, boarders, or lodgers
Cary	7430	3	–	40	5	2272	37	1846	140	1562	25	6.4	21900	2	572	12	4.6	102	5	89	81	175	89	11
Garner	4923	14	–	39	5	1457	35	1307	8	1056	18	5.8	17400	12	344	16	4.7	91	15	89	78	91	91	12
Raleigh	121577	23	11	29	9	38462	739	25619	2653	18494	150	6.4	22800	13	18030	498	4.0	92	25	2390	2271	6471	3850	1441

[Data exclude vacant seasonal and vacant migratory housing units. For minimum base for derived figures (percent, average, etc.) and meaning of symbols, see text]

Blocks Within Census Tracts	Total population	Percent of total population				Year-round housing units				Occupied housing units													
								Units in—		Owner					Renter					1.01 or more persons per room				
	Total population	Negro	In group quarters	Under 18 years	62 years and over	Total	Lacking some or all plumbing facilities	One-unit structures	Structures of 10 or more units	Total	Lacking some or all plumbing facilities	Average number of rooms	Average value (dollars)	Percent Negro	Total	Lacking some or all plumbing facilities	Average number of rooms	Average contract rent (dollars)	Percent Negro	Total	With all plumbing facilities	One-person households	With female head of family	With roomers, boarders, or lodgers
1	1006	69	15	21	16	478	53	171	205	64	4	5.7	13700	72	329	45	2.8	67	56	51	43	209	60	28
101	35	23	6	26	14	9	–	5	1	4	...	...	...	...	5	–	4.6	75	20	–	–	1	3	1
103	6	–	–	–	33	6	1	5	–	1	...	...	...	–	2	...	...	...	–	...	...	...	...	...
107	11	–	–	–	36	10	–	–	7	1	...	...	...	–	7	–	3.1	89	–	–	–	6	–	–
108	9	–	–	–	11	11	–	–	10	–	–	–	–	–	9	–	2.6	53	–	–	–	9	–	–
109	5	–	–	–	20	3	...	...	...	...	...	...	...	–	...	...	...	...	–	...	...	...	...	...
111	7	–	–	29	–	1	...	...	...	...	...	...	...	–	...	...	...	...	–	...	...	...	...	...
112	4	...	...	...	...	3	...	...	...	...	...	...	...	...	...	...	...	...	...	...	...	...	...	...
113	22	18	–	9	18	17	–	–	16	–	–	–	–	–	15	–	2.6	194	13	1	1	11	–	–
117	8	38	–	13	38	7	1	1	–	–	–	–	–	–	6	1	3.2	51	50	–	–	5	–	–
118	13	8	–	–	39	7	2	4	–	1	...	...	...	...	5	–	5.6	67	–	–	–	2	2	1
120	51	61	31	28	20	20	2	7	–	2	...	...	...	...	16	2	3.3	64	31	1	1	9	2	1
121	45	89	–	22	20	22	8	13	–	2	...	...	...	...	15	6	3.9	58	93	2	1	4	3	–
122	100	65	28	36	13	20	2	9	1	1	...	...	...	...	15	2	3.7	67	67	6	6	3	4	3
124	23	100	–	–	–	25	–	–	25	–	–	–	–	–	22	–	1.0	65	100	1	1	21	–	–
127#	107	29	–	1	17	148	12	1	144	4	...	...	...	...	92	11	1.1	65	27	10	10	86	–	–
129	4	...	...	...	...	3	...	...	...	...	...	...	...	...	...	...	...	...	...	...	...	...	...	...
201	13	–	62	–	15	2	...	...	...	...	...	...	...	–	...	...	...	...	–	...	...	...	...	...
202	1	...	...	...	...	1	...	...	...	...	...	...	...	...	...	...	...	...	...	...	...	...	...	...
203	84	55	100	6	4	–	–	–	–	–	–	–	–	–	–	–	–	–	–	–	–	–	–	–
209	4	...	...	...	...	2	...	...	...	...	...	...	...	...	...	...	...	...	...	...	...	...	...	...
210	35	83	23	14	20	7	2	6	–	–	–	–	–	–	7	2	3.4	72	86	3	2	1	3	1
211	30	100	–	43	7	9	1	8	–	1	...	...	...	...	7	1	3.1	58	100	4	3	–	3	1
212	28	100	–	39	4	11	–	10	–	1	...	...	...	...	9	–	3.7	58	100	2	2	3	5	–
213	27	100	–	48	–	7	–	2	–	–	–	–	–	–	6	–	3.7	48	100	3	3	–	4	1
214	76	100	–	33	20	28	4	19	–	11	–	5.6	11100	100	16	3	4.3	48	100	3	3	9	7	4
215	8	88	–	–	50	5	–	5	–	4	...	...	...	...	–	–	–	–	–	...	...	...	...	...
218	1	...	...	...	...	1	...	...	...	...	...	...	...	...	...	...	...	...	...	...	...	...	...	...
223	1	...	...	...	...	1	...	...	...	...	...	...	...	...	...	...	...	...	...	...	...	...	...	...
227	7	43	–	–	14	7	2	–	1	–	–	–	–	–	7	2	2.0	39	43	–	–	7	–	–
229	13	92	–	39	15	3	...	...	...	...	...	...	...	...	...	...	...	...	...	...	...	...	...	...
230	14	86	–	43	7	6	4	5	–	1	...	...	...	...	5	4	4.8	59	100	–	–	1	1	1
231	76	100	11	24	15	27	8	18	–	8	1	5.4	11700	100	18	7	3.4	51	100	5	2	10	8	5
232	82	100	–	28	28	27	–	25	–	9	–	6.6	13300	100	17	–	4.1	54	100	6	6	3	8	3
233	56	100	–	18	16	22	1	17	–	7	–	5.9	10800	100	14	1	4.5	45	100	–	–	6	4	2
2	1742	3	6	13	23	956	135	210	177	127	9	6.1	18200	–	741	117	3.1	72	3	58	37	424	92	80
101	110	3	–	26	17	50	2	12	–	12	1	4.9	8300	–	34	1	3.6	68	3	2	2	13	12	2
102	30	10	27	7	10	11	–	6	–	4	...	...	...	...	7	–	5.4	88	29	–	–	2	1	1
103	98	–	6	19	25	50	5	13	1	13	1	5.7	10900	–	26	4	2.6	65	–	7	6	11	5	2
104	70	–	10	11	23	35	3	9	–	5	–	6.6	...	–	26	3	3.7	65	–	1	1	10	7	3
105	172	1	11	12	12	90	7	20	43	12	–	6.1	11400	–	74	7	2.5	100	1	11	10	46	5	12
106	60	12	–	8	12	40	3	4	–	3	...	...	...	...	33	3	3.2	69	9	2	1	21	–	6
107#	20	–	–	10	30	11	–	5	1	1	...	...	...	–	8	–	4.1	76	–	–	–	4	3	1
108#	23	–	39	4	13	11	1	1	–	1	...	...	...	–	9	1	4.3	81	–	–	–	7	–	1
109	38	–	–	–	32	30	3	3	10	3	...	...	...	–	23	3	2.8	80	–	–	–	16	2	2
110#	106	1	7	20	17	51	3	13	–	6	–	6.2	...	–	43	3	3.0	70	2	1	1	21	9	2
111	56	2	–	18	25	27	4	13	–	1	...	...	...	...	24	3	4.1	64	4	–	–	8	6	2
112	59	–	–	10	25	41	6	9	–	6	–	6.7	11300	–	29	5	3.2	70	–	–	–	17	3	1
113	43	7	–	26	16	22	1	7	–	4	...	...	...	...	13	-	3.9	53	8	1	1	5	3	–
201	86	5	–	16	11	43	7	12	7	6	1	7.3	11300	–	36	6	2.8	56	6	2	2	20	7	4
202	75	5	–	5	44	37	4	12	–	10	–	5.6	12100	–	25	4	3.5	72	8	1	1	14	–	5
203	48	–	–	8	10	28	7	3	3	4	...	...	...	–	22	7	3.0	87	–	2	1	15	2	3
204	16	6	75	6	44	2	...	...	...	...	...	...	...	...	...	...	...	...	...	...	...	...	...	...
205	80	–	10	16	20	40	9	6	–	5	1	5.2	...	–	30	7	3.6	58	–	1	1	17	4	8
206#	50	–	22	12	20	35	8	15	–	2	...	...	...	–	24	5	2.1	83	–	1	–	18	1	2
207	7	–	–	71	–	1	...	...	...	...	...	...	...	–	...	...	...	...	–	...	...	...	...	...
208	37	–	–	8	32	28	–	–	21	1	...	...	...	–	27	–	2.6	57	–	–	–	22	2	1
209	13	–	–	–	39	11	–	2	2	2	...	...	...	–	7	–	3.9	90	–	–	–	6	–	2
210	46	–	–	2	87	34	–	–	24	–	–	–	–	–	34	–	4.1	83	–	–	–	26	–	4
211	59	–	–	3	31	39	–	4	29	4	...	...	...	–	34	–	2.6	79	–	–	–	21	3	5
212	12	–	50	–	50	5	–	–	–	–	–	–	–	–	4	...	...	...	–	...	...	...	...	...
214	16	–	–	38	6	8	–	1	–	–	–	–	–	–	7	–	4.1	46	–	1	1	2	3	–
302	2	...	...	...	...	1	...	...	...	...	...	...	...	...	...	...	...	...	...	...	...	...	...	...
303	22	–	–	9	14	13	–	1	–	–	–	–	–	–	12	–	4.4	101	–	1	1	5	–	–
304	18	–	61	–	22	5	–	1	–	–	–	–	–	–	5	–	3.2	...	–	–	–	4	–	–
305	50	10	–	–	12	36	34	2	34	–	–	–	–	–	33	31	1.3	55	9	15	–	16	1	–
306	6	–	–	33	17	3	...	...	...	...	...	...	...	–	...	...	...	...	–	...	...	...	...	...
307	22	–	–	18	9	7	2	–	–	–	–	–	–	–	7	2	2.9	116	–	3	2	1	–	1
308	17	12	–	6	18	13	–	3	–	1	...	...	...	...	12	–	3.7	65	17	–	–	9	1	2
309#	16	–	–	6	25	9	–	1	2	1	...	...	...	–	7	–	3.1	49	–	1	1	3	1	–
311	1	...	...	...	...	1	...	...	...	...	...	...	...	...	...	...	...	...	...	...	...	...	...	...
312	15	20	–	13	33	11	–	7	–	1	...	...	...	...	8	–	3.3	45	25	–	–	6	1	2
313	16	38	–	25	25	7	3	3	–	1	...	...	...	...	6	3	2.8	52	17	1	1	3	–	–
406	1	...	...	...	...	1	...	...	...	...	...	...	...	...	...	...	...	...	...	...	...	...	...	...
411	15	–	–	33	7	6	–	4	–	1	...	...	...	–	4	...	...	...	–	1	1	1	1	–
412	45	–	–	16	31	26	4	8	–	6	1	7.2	...	–	15	3	3.7	54	–	–	–	8	5	1
413	31	–	–	19	36	16	7	2	–	1	...	...	...	–	14	6	2.9	60	–	2	2	8	2	–
414	22	–	–	18	5	14	10	–	–	1	...	...	...	–	12	10	2.3	68	–	–	–	8	1	–
417	13	–	–	–	39	7	2	2	–	4	...	...	...	–	3	...	...	...	–	–	–	3	1	3
3	1645	1	11	21	21	733	31	316	72	196	6	5.8	13100	–	496	17	3.9	86	1	22	21	254	76	28
101	1	...	...	...	...	1	...	...	...	...	...	...	...	...	...	...	...	...	...	...	...	...	...	...
102	48	–	–	15	33	27	7	15	–	11	–	6.3	15300	–	12	3	4.0	78	–	–	–	8	4	1
103	66	–	–	17	15	35	3	19	–	13	–	5.9	13500	–	19	2	3.8	100	–	1	1	12	1	3
104	35	–	–	14	23	17	–	13	–	8	–	5.5	9100	–	9	–	4.3	94	–	–	–	6	–	–
105	101	–	7	15	22	42	1	22	–	16	1	5.8	10400	–	24	–	4.1	82	–	3	3	11	7	2
106	41	–	–	5	20	30	–	11	–	9	–	6.2	13900	–	17	–	2.9	108	–	–	–	14	2	–
107	50	–	–	8	18	31	2	9	–	7	–	6.0	10800	–	22	–	3.8	93	–	–	–	15	1	2

[Data exclude vacant seasonal and vacant migratory housing units. For minimum base for derived figures (percent, average, etc.) and meaning of symbols, see text]

Blocks Within Census Tracts	Total population	Percent of total population				Year-round housing units				Occupied housing units													
								Units in—		Owner					Renter					1.01 or more persons per room				
	Total population	Negro	In group quarters	Under 18 years	62 years and over	Total	Lacking some or all plumbing facilities	One-unit structures	Structures of 10 or more units	Total	Lacking some or all plumbing facilities	Average number of rooms	Average value (dollars)	Percent Negro	Total	Lacking some or all plumbing facilities	Average number of rooms	Average contract rent (dollars)	Percent Negro	Total	With all plumbing facilities	One-person households	With female head of family	With roomers, boarders, or lodgers
108	73	–	–	21	14	35	–	17	–	10	–	6.1	10300	–	20	–	4.1	73	–	–	–	11	2	2
109	83	–	7	11	17	35	–	21	–	15	–	6.7	13100	–	19	–	3.5	108	–	2	2	12	3	1
110	101	–	–	21	22	42	2	22	–	16	1	5.2	12900	–	26	1	3.8	69	–	2	2	9	7	–
111	355	2	33	43	12	116	1	40	38	13	1	5.5	14400	–	97	–	4.4	133	2	5	5	31	8	3
112	25	–	–	24	8	11	–	7	–	2	...	...	...	–	9	–	4.0	73	–	–	–	4	3	–
113	43	–	–	5	40	20	5	9	–	11	2	5.0	17700	–	9	3	3.2	59	–	–	–	7	5	3
114	30	–	–	10	30	12	–	9	–	9	–	5.8	7600	–	2	...	...	...	–	–	–	2	1	1
115	17	–	–	18	6	7	–	6	–	4	...	...	...	–	3	...	...	...	–	–	–	1	–	–
116	38	–	–	16	29	20	–	6	–	3	...	...	...	–	16	–	4.5	59	–	–	–	9	2	–
117	14	–	–	29	29	4	...	...	...	...	...	...	...	–	...	...	...	...	–	...	...	...	...	...
118	47	–	–	13	15	23	–	7	–	6	–	6.8	...	–	17	–	3.3	101	–	–	–	10	3	–
201	12	–	–	33	–	6	–	6	–	1	...	...	...	–	3	...	...	...	–	...	...	...	...	...
202	31	–	–	16	32	14	1	11	1	5	–	4.8	18300	–	8	1	4.5	45	–	–	–	4	–	–
203	10	–	–	30	10	3	...	...	...	...	...	...	...	–	...	...	...	...	–	...	...	...	...	...
204	14	–	–	29	7	6	–	4	–	1	...	...	...	–	5	–	4.2	...	–	–	–	2	2	–
210	6	–	–	33	17	3	...	...	...	...	...	...	...	–	...	...	...	...	–	...	...	...	...	...
211	49	–	–	14	43	24	–	11	–	6	–	6.3	17000	–	16	–	4.0	67	–	–	–	5	2	1
212	32	–	–	19	22	11	–	6	–	4	...	...	...	–	7	–	4.0	72	–	2	2	1	1	1
213	29	–	–	3	41	23	2	6	–	7	–	4.7	...	–	12	1	3.3	45	–	–	–	9	2	–
214	6	–	–	33	33	2	...	...	...	...	...	...	...	–	...	...	...	...	–	...	...	...	...	...
216	58	–	–	14	28	40	1	7	19	5	–	6.0	...	–	34	1	2.5	58	–	2	2	29	2	2
217	52	–	–	15	29	27	–	5	2	4	...	...	...	–	23	–	3.4	58	–	1	1	14	3	1
218	40	5	–	5	33	23	–	5	12	3	...	...	...	...	20	–	3.8	107	5	–	–	9	2	2
219	73	–	16	21	21	24	4	7	–	2	...	...	...	–	22	4	4.0	63	–	2	2	8	6	1
220	65	8	51	–	19	19	–	2	–	3	...	...	...	...	15	–	4.3	66	–	–	–	8	2	1
4	2502	4	16	24	15	872	6	339	3	211	1	5.9	13900	–	625	4	4.1	57	5	47	47	235	155	25
105	20	–	–	20	10	8	–	7	–	4	...	...	...	–	3	...	...	...	–	1	1	1	1	–
109	308	–	–	32	9	104	2	97	–	21	–	5.7	10600	–	82	2	4.5	49	–	10	10	17	17	–
201	45	4	–	20	13	18	–	10	–	5	–	6.0	...	–	12	–	4.1	80	8	2	2	6	1	2
203	107	–	–	20	22	39	–	34	–	30	–	5.3	11800	–	9	–	4.6	70	–	–	–	7	4	1
204	44	–	–	11	25	22	–	14	–	12	–	6.1	15100	–	10	–	5.4	70	–	–	–	7	–	1
205	115	–	–	30	17	45	–	27	–	25	–	5.6	12800	–	19	–	4.4	88	–	2	2	10	1	1
206	61	–	–	20	21	25	–	18	–	14	–	5.6	12100	–	10	–	4.6	74	–	2	2	6	4	2
207	69	–	–	29	20	29	–	14	–	13	–	6.1	13600	–	14	–	3.9	84	–	–	–	8	1	–
208	85	1	11	26	18	28	1	18	–	14	–	6.8	14200	–	12	1	4.9	88	–	1	1	5	5	1
209	80	–	10	13	20	32	–	21	1	19	–	6.3	19400	–	13	–	3.6	87	–	1	1	9	4	1
210	40	–	–	10	28	20	–	7	–	9	–	6.1	18300	–	11	–	4.4	87	–	–	–	7	1	2
211	1	...	...	...	...	1	...	...	...	...	...	...	...	...	...	...	...	...	...	...	...	...	...	...
301	133	–	5	20	19	48	–	25	–	20	–	5.3	12800	–	28	–	4.6	75	–	2	2	9	6	2
302	784	11	–	39	18	306	–	1	1	1	...	...	...	...	300	–	4.0	41	9	25	25	89	99	6
303	26	–	–	15	27	12	1	10	–	–	–	–	–	–	11	–	5.1	51	–	–	–	1	1	–
304	37	–	–	8	5	26	–	6	–	4	...	...	...	–	19	–	2.8	113	–	1	1	13	–	1
305	19	–	–	–	58	10	1	10	–	8	1	6.6	14800	–	1	...	...	...	–	–	–	2	–	–
306	49	4	–	12	14	29	–	8	–	5	–	7.2	...	–	23	–	3.7	81	4	–	–	15	2	1
307	57	–	–	12	30	36	–	7	–	7	–	9.0	20200	–	20	–	4.1	58	–	–	–	8	6	4
308	39	–	–	23	–	27	1	–	–	–	–	–	–	–	20	1	3.0	91	–	–	–	11	2	–
309	370	–	100	–	1	2	...	...	...	...	...	...	...	–	...	...	...	...	–	...	...	...	...	...
310	13	–	–	8	–	5	–	4	–	–	–	–	–	–	5	–	4.0	35	–	–	–	1	–	–
5	3990	1	–	29	10	1431	24	1188	4	853	10	5.4	13500	1	548	14	4.3	86	–	46	45	202	142	43
102	–	–	–	–	–	1	...	...	...	...	...	...	...	–	...	...	...	...	–	...	...	...	...	...
103	1	...	...	...	...	5	–	–	–	–	–	–	–	–	1	...	...	...	...	...	...	...	...	...
107	88	–	–	42	–	23	–	21	2	20	–	6.1	17000	–	3	...	...	...	–	1	1	–	1	–
108	102	–	6	30	7	29	–	29	–	22	–	5.9	15700	–	7	–	5.7	98	–	1	1	–	6	2
109	42	–	–	29	14	14	–	13	–	11	–	5.5	14900	–	3	...	...	...	–	1	1	3	–	–
110	41	–	–	34	5	12	–	12	–	12	–	5.7	15800	–	–	–	–	–	–	–	–	–	–	–
111	47	–	–	32	4	16	–	16	–	13	–	5.7	17000	–	3	...	...	...	–	–	–	1	2	–
112	42	10	–	48	–	11	–	11	–	11	–	5.5	18500	9	–	–	–	–	–	–	–	–	–	–
113	85	–	–	51	4	20	–	20	–	20	–	5.9	17900	–	–	–	–	–	–	1	1	1	1	–
114	54	–	–	35	–	16	–	16	–	14	–	5.6	16500	–	2	...	...	...	–	–	–	1	–	–
115	59	–	–	31	2	19	–	19	–	15	–	6.1	17300	–	4	...	...	...	–	–	–	–	2	–
116	57	–	–	28	2	19	–	19	–	16	–	5.8	17700	–	3	...	...	...	–	1	1	1	2	–
117	74	–	–	38	5	21	–	21	–	21	–	5.8	16700	–	–	–	–	–	–	–	–	1	–	–
118	121	–	–	37	6	36	–	36	–	35	–	5.7	17200	–	1	...	...	...	–	–	–	2	2	–
119	102	–	–	41	3	28	–	28	–	24	–	5.7	16900	–	4	...	...	...	–	1	1	1	1	–
120	43	–	–	42	–	12	–	12	–	10	–	6.1	17800	–	2	...	...	...	–	–	–	–	–	–
201	315	7	–	33	6	104	1	100	–	81	1	5.2	14400	6	22	–	4.1	92	5	2	2	14	12	1
202	38	–	–	29	5	14	–	14	–	12	–	4.7	11000	–	2	...	...	...	–	1	1	1	1	–
203	58	–	–	24	9	22	1	22	–	18	1	4.6	10600	–	4	...	...	...	–	–	–	2	2	–
204	43	–	–	30	5	15	–	14	–	8	–	5.6	12800	–	7	–	4.9	81	–	–	–	2	3	–
205	101	–	–	39	5	31	–	31	–	24	–	4.8	11600	–	7	–	4.7	100	–	2	2	1	4	1
206	28	–	–	25	7	10	–	10	–	7	–	4.6	10900	–	3	...	...	...	–	1	1	1	–	–
207	62	–	–	26	5	24	–	23	–	18	–	4.7	11700	–	6	–	4.2	89	–	–	–	6	1	–
208	25	–	–	12	12	12	–	12	–	9	–	4.2	11000	–	3	...	...	...	–	–	–	1	3	1
209	128	–	–	24	11	48	–	42	–	34	–	5.0	11500	–	14	–	4.7	81	–	1	1	3	6	–
211	25	–	–	32	24	12	–	6	–	4	...	...	...	–	6	–	4.7	108	–	–	–	2	1	–
212	22	–	–	5	14	9	–	6	–	4	...	...	...	–	5	–	4.0	101	–	–	–	2	1	–
213	65	–	–	15	28	29	–	14	–	13	–	6.0	11900	–	16	–	4.4	79	–	–	–	10	3	1
214	77	–	–	30	9	26	1	24	–	21	–	5.8	11900	–	4	...	...	...	–	1	1	3	7	1
216	78	–	–	15	14	31	2	29	–	26	2	5.2	11300	–	5	–	4.2	89	–	1	1	4	2	2
217	36	–	–	28	31	15	–	15	–	10	–	5.0	12000	–	5	–	4.8	...	–	–	–	4	3	–
218	189	–	–	13	10	85	–	30	–	17	–	5.6	14600	–	62	–	4.2	131	–	2	2	8	2	14
301	37	–	–	24	14	14	–	8	–	6	–	5.5	11700	–	8	–	4.5	76	–	–	–	2	–	–
302	52	–	–	21	17	29	–	25	–	7	–	5.6	11600	–	18	–	4.0	71	–	–	–	9	4	–
303	49	–	–	18	–	25	–	21	–	1	...	...	...	–	24	–	3.4	69	–	1	1	9	5	1
304	58	–	–	16	14	26	2	23	–	13	1	5.2	8900	–	13	1	4.4	69	–	–	–	5	4	–
305	156	–	–	25	6	64	2	40	2	17	–	5.4	11300	–	46	2	4.0	79	–	3	3	14	9	1
306	65	–	–	25	2	28	–	24	–	11	–	4.7	11500	–	17	–	3.3	77	–	2	2	7	2	–

[Data exclude vacant seasonal and vacant migratory housing units. For minimum base for derived figures (percent, average, etc.) and meaning of symbols, see text]

Blocks Within Census Tracts	Total population	Percent of total population				Year-round housing units				Occupied housing units														
								Units in—		Owner					Renter					1.01 or more persons per room				
		Negro	In group quarters	Under 18 years	62 years and over	Total	Lacking some or all plumbing facilities	One-unit structures	Structures of 10 or more units	Total	Lacking some or all plumbing facilities	Average number of rooms	Average value (dollars)	Percent Negro	Total	Lacking some or all plumbing facilities	Average number of rooms	Average contract rent (dollars)	Percent Negro	Total	With all plumbing facilities	One-person households	With female head of family	With roomers, boarders, or lodgers
307	102	–	–	37	11	35	4	21	–	16	2	5.1	12300	–	18	2	4.5	84	–	1	1	6	5	–
308	44	–	–	18	14	17	–	17	–	14	–	4.8	12000	–	3	...	...	...	–	–	–	3	3	–
309	93	–	5	25	19	30	–	28	–	22	–	5.1	10300	–	8	–	4.6	71	–	1	1	1	4	–
310	54	–	–	35	7	16	–	16	–	14	–	5.5	12300	–	2	...	...	...	–	1	1	–	2	–
311	25	16	–	44	–	7	–	7	–	6	–	6.5	13800	17	1	...	...	...	...	–	–	–	1	1
312	26	–	–	35	–	9	–	9	–	3	...	...	...	–	5	–	5.0	92	–	–	–	–	–	2
313	61	–	–	39	3	17	–	17	–	15	–	5.6	11900	–	2	...	...	...	–	1	1	1	3	–
314	56	–	–	36	9	18	–	18	–	13	–	4.8	10500	–	5	–	4.6	75	–	–	–	2	–	–
315	62	5	–	32	5	19	1	19	–	13	1	5.0	10400	–	6	–	4.7	80	17	1	1	2	1	–
316	56	14	–	38	13	20	–	20	–	13	–	4.4	10100	8	5	–	5.2	98	–	1	1	2	1	–
317	32	6	–	38	3	11	–	11	–	7	–	4.3	10000	14	4	...	...	...	...	1	1	2	1	–
401	187	1	–	22	17	67	2	46	–	22	1	6.2	11300	–	43	1	4.7	73	–	3	3	13	4	5
402	33	–	–	21	27	11	–	10	–	7	–	7.4	11700	–	4	...	...	...	–	–	–	2	1	2
403	20	–	–	15	25	9	–	3	–	1	...	...	...	–	8	–	4.9	81	–	–	–	1	2	–
404	21	–	–	10	29	9	–	5	–	4	...	...	...	–	5	–	3.2	61	–	–	–	2	1	1
405	16	–	–	31	19	6	–	3	–	–	–	–	–	–	6	–	4.7	55	–	1	1	2	1	1
406	108	–	–	34	18	31	4	16	–	9	–	6.4	13100	–	22	4	4.7	66	–	5	4	5	5	4
407	59	2	–	14	22	23	–	20	–	13	–	5.4	12600	8	10	–	5.1	75	–	–	–	5	2	1
408	43	–	–	12	26	19	–	17	–	12	–	5.8	10100	–	6	–	3.5	67	–	–	–	4	2	–
409	44	–	–	18	14	23	–	17	–	8	–	5.6	13100	–	13	–	3.2	84	–	2	2	7	1	–
410	50	–	–	26	30	19	–	15	–	10	–	5.5	10500	–	9	–	4.4	64	–	1	1	2	6	–
411	71	–	–	28	17	26	2	23	–	12	1	5.5	12900	–	14	1	4.6	77	–	3	3	6	2	–
412	14	–	–	14	14	9	–	7	–	–	–	–	–	–	9	–	3.1	69	–	–	–	5	–	–
414	48	–	–	10	23	25	2	17	–	14	–	5.2	13100	–	10	2	3.5	67	–	1	1	7	2	1
6	5539	89	13	30	10	1643	50	1072	31	404	2	5.6	12700	83	1139	37	3.9	61	84	274	264	288	343	109
101	71	100	–	27	6	23	–	23	–	23	–	6.3	24300	100	–	–	–	–	–	–	–	1	2	–
102	244	100	–	32	5	84	–	74	–	–	–	–	–	–	81	–	4.0	65	100	12	12	16	13	1
103	327	100	–	38	3	106	2	88	–	3	...	...	...	...	100	1	3.9	64	100	17	17	10	21	5
104	286	99	–	41	6	91	–	83	–	11	–	5.0	9600	100	76	–	4.0	65	97	20	20	13	10	2
105	806	100	82	7	1	46	–	24	1	19	–	7.0	24400	100	27	–	4.4	90	100	–	–	6	5	1
107	47	100	–	30	23	16	1	14	–	6	–	5.8	9300	100	10	1	3.9	53	100	3	3	2	5	–
108	35	100	–	37	26	10	–	10	–	6	–	5.0	7400	100	4	...	...	...	...	1	1	2	1	–
109	106	100	–	54	8	24	–	18	–	4	...	...	...	...	19	–	4.0	51	100	10	10	4	13	4
110	116	100	–	41	13	33	1	26	–	12	–	5.1	13200	100	20	1	3.7	53	100	9	9	7	6	–
111	133	100	–	47	5	33	3	22	–	7	–	6.1	9700	100	25	3	3.9	55	100	14	13	2	11	–
112	92	99	–	42	3	23	1	16	–	8	–	5.0	6900	100	13	1	3.7	47	92	9	8	1	4	–
201	90	100	–	56	3	17	–	16	–	6	–	7.5	15000	100	11	–	4.0	52	100	6	6	–	6	1
203	85	100	–	26	15	32	–	18	–	5	–	4.4	9300	100	26	–	3.6	56	100	5	5	6	9	3
204	50	100	–	28	8	14	–	10	–	7	–	5.4	7900	100	7	–	4.1	55	100	4	4	1	3	2
205	119	100	–	35	10	34	2	23	–	8	–	5.0	9700	100	24	2	3.9	50	100	7	7	2	8	1
206	91	100	–	40	10	26	1	21	–	6	–	6.3	12500	100	20	1	3.8	51	100	5	4	2	8	4
207	77	100	–	31	7	24	–	19	–	7	–	4.9	15000	100	15	–	4.7	53	100	4	4	3	4	2
208	18	100	–	33	6	7	–	7	–	4	...	...	...	...	2	...	...	...	...	1	1	2	2	2
209	66	100	–	26	18	24	1	22	–	6	–	5.3	14700	100	16	1	3.9	57	100	3	3	4	5	4
210	58	100	–	36	9	17	–	17	–	9	–	4.9	7100	100	8	–	4.8	50	100	4	4	5	2	2
211#	53	100	–	34	13	15	–	13	–	7	–	5.1	8700	100	8	–	4.4	43	100	2	2	1	8	2
212	83	100	–	41	13	23	2	18	–	7	–	5.9	8400	100	16	2	3.8	58	100	4	3	1	6	1
213	58	100	–	35	5	20	–	20	–	10	–	5.1	10000	100	9	–	3.7	51	100	2	2	4	6	1
301	33	100	–	24	12	12	–	12	–	8	–	5.0	11700	100	4	...	...	...	...	1	1	3	2	–
302	71	100	11	30	18	24	–	23	–	13	–	5.6	12600	100	11	–	4.5	53	100	3	3	7	4	–
303	35	100	–	40	17	10	–	10	–	3	...	...	...	...	7	–	5.1	55	100	2	2	2	2	1
304	71	100	–	25	21	28	–	17	–	11	–	5.3	8600	100	16	–	3.8	61	100	4	4	8	3	2
305	195	100	–	48	3	64	–	24	27	6	–	5.5	9600	100	53	–	4.4	89	100	10	10	8	20	3
306	51	100	–	20	16	17	–	13	–	7	–	4.9	9700	100	10	–	3.9	51	100	4	4	2	5	2
307	55	100	–	31	24	18	–	15	–	8	–	5.5	13500	100	10	–	3.8	47	100	3	3	2	3	1
308	22	100	–	36	5	6	–	3	–	1	...	...	...	...	4	...	...	...	...	2	2	–	2	–
309	48	100	–	21	25	18	1	14	–	7	–	6.0	9200	100	11	1	3.9	55	100	4	3	6	6	2
310	45	100	–	27	18	17	1	16	–	9	1	5.6	10800	100	8	–	5.1	54	100	2	2	3	3	3
311	36	86	3	19	39	12	1	11	–	5	–	6.2	11800	60	7	1	4.1	45	86	1	1	1	3	1
312	26	100	–	35	19	7	–	5	–	3	...	...	...	...	4	...	...	...	...	2	2	–	3	–
313	68	94	–	18	38	23	1	19	–	14	–	6.4	12700	100	9	1	4.2	55	89	–	–	3	6	3
314	82	100	–	35	5	28	2	7	–	1	...	...	...	...	26	2	4.0	67	100	6	6	3	11	6
401	32	81	–	34	13	12	–	4	–	1	...	...	...	...	8	–	4.5	73	75	2	2	1	1	–
402	107	96	–	41	19	31	4	14	–	6	1	4.7	...	100	23	2	3.7	53	96	10	8	4	7	4
403	58	100	–	40	5	18	1	14	–	4	...	...	...	...	13	1	3.6	58	100	5	4	2	5	2
404	3	...	...	...	...	2	...	...	...	...	...	...	...	...	...	...	...	...	...	...	...	...	...	...
405	27	85	–	33	4	11	2	7	–	2	...	...	...	...	8	2	3.4	61	88	2	2	5	1	–
406	41	98	–	32	15	15	–	12	–	4	...	...	...	...	11	–	3.5	51	100	2	2	3	3	3
407	107	67	–	48	8	28	1	15	–	2	...	...	...	...	24	–	3.9	49	54	10	10	3	9	1
408	92	99	–	35	4	25	–	12	–	4	...	...	...	...	21	–	3.8	62	95	8	8	2	8	3
409	6	100	–	–	33	4	...	...	...	...	...	...	...	...	...	...	...	...	...	...	...	...	...	...
410	34	100	–	38	21	16	1	6	–	1	...	...	...	...	12	–	3.7	49	100	2	2	6	3	1
411	63	100	–	29	16	26	–	17	–	9	–	4.8	13600	100	15	–	3.7	55	100	4	4	9	5	3
412	24	100	–	25	29	10	–	7	–	6	–	5.0	11700	100	4	...	...	...	...	–	–	3	2	–
413	61	100	–	39	2	20	–	7	3	2	...	...	...	...	18	–	3.9	53	100	4	4	1	8	1
414	52	100	–	42	14	21	1	16	–	1	...	...	...	...	18	1	3.7	44	100	5	4	8	8	–
415	41	100	–	42	15	15	–	11	–	2	...	...	...	...	12	–	3.2	43	100	4	4	4	3	1
416	68	62	–	37	7	19	–	16	–	6	–	5.3	7000	67	13	–	4.0	49	62	5	5	1	11	1
501	44	23	–	32	18	17	–	7	–	3	...	...	...	...	13	–	4.2	64	23	1	1	4	3	1
502	39	15	–	21	13	29	1	4	–	3	...	...	...	...	16	–	3.1	69	19	2	2	7	1	2
503	47	–	–	21	17	23	–	11	–	8	–	5.1	11300	–	12	–	4.1	56	–	–	–	8	–	1
504	30	–	–	–	37	13	–	10	–	8	–	5.3	12100	–	5	–	5.0	...	–	–	–	1	–	1
505	48	6	–	19	19	21	–	14	–	10	–	6.5	10700	10	9	–	4.2	84	–	–	–	4	2	3
506	71	–	–	20	17	41	8	8	–	7	–	5.3	...	–	28	7	3.2	54	–	2	1	17	2	2
507	44	–	–	14	16	26	–	12	–	9	–	6.7	12900	–	11	–	3.3	94	–	–	–	6	3	3
508	87	–	15	12	21	38	–	8	–	5	–	6.2	...	–	27	–	3.4	72	–	3	3	11	3	4
509	84	27	5	17	11	31	–	7	–	7	–	5.1	...	14	22	–	4.1	83	32	1	1	5	2	4
510	129	67	–	26	12	62	1	21	–	6	–	6.2	13100	67	49	–	3.6	59	57	6	6	20	11	3

[Data exclude vacant seasonal and vacant migratory housing units. For minimum base for derived figures (percent, average, etc.) and meaning of symbols, see text]

Blocks Within Census Tracts	Total population	Percent of total population: Negro	In group quarters	Under 18 years	62 years and over	Year-round housing units: Total	Lacking some or all plumbing facilities	Units in—: One-unit structures	Structures of 10 or more units	Occupied housing units: Owner: Total	Lacking some or all plumbing facilities	Average number of rooms	Average value (dollars)	Percent Negro	Renter: Total	Lacking some or all plumbing facilities	Average number of rooms	Average contract rent (dollars)	Percent Negro	1.01 or more persons per room: Total	With all plumbing facilities	One-person households	With female head of family	With roomers, boarders, or lodgers
511	13	100	–	46	15	3	...	...	...	...	...	...	...	...	...	...	...	...	...	...	...	...	...	...
512	40	90	–	43	15	9	–	6	–	4	...	...	...	...	4	...	...	...	...	4	4	1	1	–
513	47	85	15	32	13	15	–	6	–	4	...	...	...	...	8	–	5.0	69	88	2	2	–	2	2
514	51	53	47	8	61	16	9	1	–	1	...	...	...	...	11	5	2.0	48	100	2	2	6	4	1
7	4070	99	2	32	16	1325	62	1022	6	454	10	5.5	13500	99	813	40	4.0	54	99	231	216	234	302	120
101†	†	†	†	†	†	†	†	†	†	†	†	†	†	†	†	†	†	†	†	†	†	†	†	†
102†	†	†	†	†	†	†	†	†	†	†	†	†	†	†	†	†	†	†	†	†	†	†	†	†
104†	†	†	†	†	†	†	†	†	†	†	†	†	†	†	†	†	†	†	†	†	†	†	†	†
105†	†	†	†	†	†	†	†	†	†	†	†	†	†	†	†	†	†	†	†	†	†	†	†	†
106†	†	†	†	†	†	†	†	†	†	†	†	†	†	†	†	†	†	†	†	†	†	†	†	†
108†	†	†	†	†	†	†	†	†	†	†	†	†	†	†	†	†	†	†	†	†	†	†	†	†
109†	†	†	†	†	†	†	†	†	†	†	†	†	†	†	†	†	†	†	†	†	†	†	†	†
111†	†	†	†	†	†	†	†	†	†	†	†	†	†	†	†	†	†	†	†	†	†	†	†	†
112†	†	†	†	†	†	†	†	†	†	†	†	†	†	†	†	†	†	†	†	†	†	†	†	†
113†	†	†	†	†	†	†	†	†	†	†	†	†	†	†	†	†	†	†	†	†	†	†	†	†
114†	†	†	†	†	†	†	†	†	†	†	†	†	†	†	†	†	†	†	†	†	†	†	†	†
115†	†	†	†	†	†	†	†	†	†	†	†	†	†	†	†	†	†	†	†	†	†	†	†	†
116†	†	†	†	†	†	†	†	†	†	†	†	†	†	†	†	†	†	†	†	†	†	†	†	†
117†	†	†	†	†	†	†	†	†	†	†	†	†	†	†	†	†	†	†	†	†	†	†	†	†
201†	†	†	†	†	†	†	†	†	†	†	†	†	†	†	†	†	†	†	†	†	†	†	†	†
202†	†	†	†	†	†	†	†	†	†	†	†	†	†	†	†	†	†	†	†	†	†	†	†	†
203†	†	†	†	†	†	†	†	†	†	†	†	†	†	†	†	†	†	†	†	†	†	†	†	†
204†	†	†	†	†	†	†	†	†	†	†	†	†	†	†	†	†	†	†	†	†	†	†	†	†
205†	†	†	†	†	†	†	†	†	†	†	†	†	†	†	†	†	†	†	†	†	†	†	†	†
206†	†	†	†	†	†	†	†	†	†	†	†	†	†	†	†	†	†	†	†	†	†	†	†	†
207†	†	†	†	†	†	†	†	†	†	†	†	†	†	†	†	†	†	†	†	†	†	†	†	†
209†	†	†	†	†	†	†	†	†	†	†	†	†	†	†	†	†	†	†	†	†	†	†	†	†
210†	†	†	†	†	†	†	†	†	†	†	†	†	†	†	†	†	†	†	†	†	†	†	†	†
211†	†	†	†	†	†	†	†	†	†	†	†	†	†	†	†	†	†	†	†	†	†	†	†	†
212†	†	†	†	†	†	†	†	†	†	†	†	†	†	†	†	†	†	†	†	†	†	†	†	†
213†	†	†	†	†	†	†	†	†	†	†	†	†	†	†	†	†	†	†	†	†	†	†	†	†
215†	†	†	†	†	†	†	†	†	†	†	†	†	†	†	†	†	†	†	†	†	†	†	†	†
216†	†	†	†	†	†	†	†	†	†	†	†	†	†	†	†	†	†	†	†	†	†	†	†	†
217†	†	†	†	†	†	†	†	†	†	†	†	†	†	†	†	†	†	†	†	†	†	†	†	†
218†	†	†	†	†	†	†	†	†	†	†	†	†	†	†	†	†	†	†	†	†	†	†	†	†
301†	†	†	†	†	†	†	†	†	†	†	†	†	†	†	†	†	†	†	†	†	†	†	†	†
302†	†	†	†	†	†	†	†	†	†	†	†	†	†	†	†	†	†	†	†	†	†	†	†	†
304†	†	†	†	†	†	†	†	†	†	†	†	†	†	†	†	†	†	†	†	†	†	†	†	†
305†	†	†	†	†	†	†	†	†	†	†	†	†	†	†	†	†	†	†	†	†	†	†	†	†
306†	†	†	†	†	†	†	†	†	†	†	†	†	†	†	†	†	†	†	†	†	†	†	†	†
307†	†	†	†	†	†	†	†	†	†	†	†	†	†	†	†	†	†	†	†	†	†	†	†	†
308†	†	†	†	†	†	†	†	†	†	†	†	†	†	†	†	†	†	†	†	†	†	†	†	†
309†	†	†	†	†	†	†	†	†	†	†	†	†	†	†	†	†	†	†	†	†	†	†	†	†
310†	†	†	†	†	†	†	†	†	†	†	†	†	†	†	†	†	†	†	†	†	†	†	†	†
311†	†	†	†	†	†	†	†	†	†	†	†	†	†	†	†	†	†	†	†	†	†	†	†	†
312†	†	†	†	†	†	†	†	†	†	†	†	†	†	†	†	†	†	†	†	†	†	†	†	†
313†	†	†	†	†	†	†	†	†	†	†	†	†	†	†	†	†	†	†	†	†	†	†	†	†
314†	†	†	†	†	†	†	†	†	†	†	†	†	†	†	†	†	†	†	†	†	†	†	†	†
315	217	100	–	31	7	66	4	46	–	26	1	4.9	14800	100	39	3	4.0	54	100	13	12	9	12	5
401	100	100	–	35	15	34	–	28	–	12	–	5.4	8700	100	22	–	3.8	48	100	8	8	9	7	1
402	76	100	–	38	9	24	–	17	–	7	–	6.0	12000	100	17	–	4.2	51	100	3	3	4	4	2
403	27	100	–	33	15	10	2	9	–	3	...	...	...	...	7	1	3.7	45	100	2	1	2	2	–
404	36	100	–	25	19	13	2	10	–	3	...	...	...	...	10	1	3.6	48	100	2	2	2	4	–
405	72	100	–	32	17	22	–	19	–	8	–	5.1	10700	100	14	–	3.9	50	100	5	5	5	4	5
406	110	100	–	39	21	30	5	24	–	6	–	5.3	...	100	23	4	4.1	50	100	10	9	5	9	2
407	68	100	–	34	21	25	–	20	–	4	...	...	...	...	21	–	3.3	45	100	5	5	10	4	2
408	311	98	10	32	13	84	8	72	–	23	–	5.1	9000	100	60	7	4.3	53	100	14	12	10	29	15
409	173	99	1	34	16	61	13	39	3	18	–	5.4	10500	100	34	5	3.6	60	97	12	9	9	13	8
410	29	100	–	45	14	9	2	7	–	2	...	...	...	...	6	1	3.2	...	100	3	3	2	3	2
412	45	98	–	36	20	16	–	13	–	6	–	4.3	6200	100	9	–	3.9	46	100	4	4	5	3	2
413	61	100	10	33	12	15	5	15	–	4	...	...	...	...	11	3	3.5	49	100	5	3	3	5	2
414	96	100	–	18	26	37	1	33	–	19	1	5.9	10900	100	16	–	3.9	46	100	3	3	6	9	7
415	199	99	4	33	17	64	1	49	–	21	–	5.5	14800	100	42	1	4.5	55	98	8	8	13	14	7
501	139	92	4	41	14	39	1	23	3	6	–	5.3	17300	50	29	1	3.9	69	93	11	11	6	12	2
502	12	–	–	33	–	4	...	...	...	...	...	...	...	–	...	...	...	...	–	...	...	...	...	...
503#	144	100	–	38	8	47	2	33	–	9	–	6.3	12600	100	30	1	4.6	61	100	7	6	7	8	6
505#	19	100	–	11	32	8	1	7	–	2	...	...	...	...	5	1	4.2	75	100	–	–	1	1	2
506#	56	100	–	32	21	21	1	19	–	6	–	6.5	14200	100	13	1	3.5	45	100	4	3	8	3	2
507	50	100	–	26	24	19	–	18	–	5	–	5.0	8200	100	12	–	3.8	48	100	3	3	6	3	2
508	92	100	–	30	12	30	–	21	–	2	...	...	...	...	26	–	3.7	47	100	7	7	5	9	2
509	135	99	–	30	16	59	–	44	–	13	–	6.0	11100	92	35	–	3.8	51	100	10	10	12	10	12
510#	64	100	–	38	14	24	–	17	–	2	...	...	...	...	19	–	3.4	47	100	6	6	4	8	1
8	3006	95	13	33	9	862	15	497	61	209	5	5.4	12700	98	607	8	3.8	56	100	167	164	133	250	38
101#	94	99	–	33	14	29	–	22	–	8	–	5.1	14800	100	20	–	3.7	56	100	7	7	2	7	3
102	39	97	–	23	10	15	1	10	–	5	–	5.0	...	100	8	–	3.5	84	100	2	2	–	2	–
103#	51	96	–	20	12	18	–	14	–	11	–	5.3	13700	91	6	–	3.2	60	100	2	2	2	2	–
104	3	...	...	...	...	2	...	...	...	...	...	...	...	...	...	...	...	...	...	...	...	...	...	...
105	553	72	67	16	2	63	2	37	1	14	–	5.1	12600	100	41	1	4.0	89	100	12	12	8	9	3
106#	31	94	–	48	7	8	–	6	–	2	...	...	...	...	5	–	3.8	66	100	2	2	–	2	1
203	79	100	–	30	13	29	2	23	–	15	1	5.1	12500	100	14	1	4.1	74	100	2	1	6	5	2
204	98	100	–	21	7	45	–	25	8	9	–	4.9	10500	100	31	–	2.8	109	100	8	8	11	5	4
205	72	100	–	35	11	20	1	20	–	13	–	5.7	12300	100	7	1	3.6	53	100	4	3	4	2	1
206	137	100	–	33	12	42	1	36	–	24	1	5.7	10800	100	18	–	3.9	57	100	8	8	4	11	7
207	111	99	–	35	6	34	–	27	–	14	–	5.1	9500	93	20	–	3.7	54	100	8	8	6	7	–
208	199	100	–	43	6	57	4	31	7	10	2	5.6	11000	90	45	2	3.7	55	100	17	16	7	18	5
301	102	100	–	27	4	31	1	24	–	6	–	5.2	10700	100	24	1	4.0	54	100	9	9	4	8	4
302	122	100	–	39	14	43	–	23	–	12	–	5.3	11100	100	27	–	3.7	53	100	10	10	10	8	3

[Data exclude vacant seasonal and vacant migratory housing units. For minimum base for derived figures (percent, average, etc.) and meaning of symbols, see text]

Blocks Within Census Tracts	Total population	Percent of total population				Year-round housing units				Occupied housing units													
								Units in—		Owner					Renter					1.01 or more persons per room				
	Total population	Negro	In group quarters	Under 18 years	62 years and over	Total	Lacking some or all plumbing facilities	One-unit structures	Structures of 10 or more units	Total	Lacking some or all plumbing facilities	Average number of rooms	Average value (dollars)	Percent Negro	Total	Lacking some or all plumbing facilities	Average number of rooms	Average contract rent (dollars)	Percent Negro	Total	With all plumbing facilities	One-person households	With female head of family	With roomers, boarders, or lodgers
303	181	98	–	29	7	60	–	34	–	18	–	5.6	17100	100	36	–	4.0	63	97	8	8	5	12	2
304	101	100	–	38	11	23	–	21	–	19	–	5.4	13100	100	4	...	...	...	...	6	6	–	2	–
305	64	100	–	20	11	28	1	17	–	11	1	5.5	14800	100	17	–	3.6	64	100	2	2	6	3	–
306	596	100	–	43	10	186	–	74	20	12	–	5.9	14800	100	167	–	4.0	43	100	38	38	27	96	1
307	278	100	3	40	14	104	2	36	22	4	...	...	...	...	92	2	3.8	43	100	14	14	25	43	1
308	65	100	8	59	11	11	–	3	3	–	–	–	–	–	11	–	4.6	48	100	7	7	–	6	–
309#	30	100	–	23	30	14	–	12	–	2	...	...	...	...	12	–	4.1	47	100	1	1	5	2	1
9	6234	100	13	37	11	1622	100	1203	5	338	14	5.5	12500	99	1221	79	4.0	49	100	416	386	301	495	148
101	53	100	–	17	32	22	–	15	–	12	–	6.3	13000	100	10	–	4.2	56	100	1	1	5	3	2
102	1	...	...	...	...	1	...	...	...	...	...	...	...	...	...	...	...	...	...	...	...	...	...	...
103	64	100	13	9	23	21	–	21	–	8	–	6.9	13100	100	13	–	3.6	45	100	2	2	8	2	2
104	111	98	–	47	10	36	3	32	–	5	–	4.4	14000	80	28	3	4.1	48	100	11	11	12	10	4
105	19	100	100	–	11	–	–	–	–	–	–	–	–	–	–	–	–	–	–	–	–	–	–	–
106	472	100	86	3	3	33	–	14	–	3	...	...	...	...	30	–	3.7	59	100	1	1	16	5	4
107	28	100	–	29	21	13	–	9	–	2	...	...	...	...	10	–	4.1	48	100	2	2	4	3	1
108	94	100	22	22	9	24	1	15	–	3	...	...	...	...	21	1	4.0	47	100	3	3	4	9	4
109#	39	100	–	21	31	17	2	17	–	5	1	6.0	15500	100	10	1	3.7	44	100	2	2	4	3	5
110	45	100	–	9	27	19	1	17	–	6	–	5.7	11000	100	12	1	4.3	47	100	1	1	4	1	10
111	58	100	–	36	10	22	1	17	–	5	–	4.8	12000	100	17	1	4.0	49	100	3	3	5	7	3
201	57	86	–	46	19	15	–	13	–	6	–	5.5	9500	100	9	–	3.4	46	78	7	7	1	5	1
202	119	100	–	37	18	34	1	20	–	11	–	5.5	14800	100	21	1	4.2	59	100	7	7	4	11	2
203	96	100	8	32	13	27	3	24	–	16	1	5.5	13400	100	11	2	3.7	48	100	6	5	4	5	–
204	87	100	–	38	20	31	–	30	–	13	–	5.0	11500	100	16	–	3.9	52	100	7	7	7	8	1
205	35	100	–	20	20	12	1	12	–	9	1	5.3	13600	100	3	...	...	...	...	2	2	2	1	1
206	67	100	–	34	16	22	2	18	–	5	1	7.2	12300	100	17	1	3.8	44	100	3	3	7	5	1
207	69	100	12	28	12	16	–	14	–	9	–	6.2	15100	100	7	–	3.7	48	100	4	4	1	5	–
208	63	100	–	13	24	26	–	19	–	12	–	5.8	11300	100	14	–	4.5	66	100	1	1	5	7	3
209	34	100	–	21	18	15	–	13	–	5	–	5.8	12300	100	9	–	3.2	42	100	2	2	5	3	3
210	79	100	–	34	9	23	2	19	–	5	–	5.0	10500	100	18	2	3.9	47	100	6	6	4	10	2
211	60	100	–	27	20	21	–	17	–	9	–	6.3	12300	100	12	–	4.5	50	100	3	3	4	5	4
212	82	100	9	33	13	23	–	20	–	11	–	5.3	10600	100	12	–	4.2	52	100	3	3	4	4	1
302	70	100	–	33	13	23	1	19	–	7	–	5.6	10200	100	16	1	3.9	49	100	4	4	3	9	1
303	71	100	–	28	11	30	1	17	–	7	1	4.4	12300	100	20	–	3.4	52	100	4	3	10	6	4
304	50	100	–	24	6	21	–	10	–	5	–	4.6	...	100	15	–	4.1	63	100	1	1	3	4	1
305	51	100	–	33	10	13	1	11	–	9	1	6.3	14700	100	4	...	...	...	...	1	1	2	4	1
306	49	100	–	35	2	14	–	13	–	3	...	...	...	...	10	–	4.9	66	100	3	3	–	4	–
307	46	100	–	37	11	15	1	7	–	2	...	...	...	...	13	1	3.9	55	100	3	3	5	3	2
308	66	100	9	30	20	19	–	16	–	9	–	5.8	17600	100	10	–	4.3	50	100	4	4	2	2	2
309	3	...	...	...	...	2	...	...	...	...	...	...	...	...	...	...	...	...	...	...	...	...	...	...
310	22	100	–	41	23	8	–	8	–	5	–	5.0	12700	100	3	...	...	...	...	1	1	2	4	–
401	56	98	–	43	7	13	–	13	–	7	–	5.0	9800	100	6	–	5.7	63	83	3	3	1	3	2
402#	31	100	–	29	3	14	4	11	–	3	...	...	...	...	10	4	3.8	57	100	1	1	3	4	2
403	616	100	–	61	4	125	1	92	–	2	...	...	...	...	118	1	4.7	47	100	55	54	3	72	2
404	265	100	–	49	20	88	1	36	2	–	–	–	–	–	86	1	3.8	37	100	22	21	41	22	2
405	171	100	–	56	3	40	1	8	–	–	–	–	–	–	38	1	4.6	50	100	15	15	1	17	1
406	178	100	4	65	7	31	–	10	3	–	–	–	–	–	29	–	5.0	47	100	16	16	–	14	–
407	117	100	–	46	8	32	–	10	–	1	...	...	...	...	30	–	3.7	51	100	13	13	2	10	1
408	51	100	–	73	–	8	–	2	–	–	–	–	–	–	8	–	4.8	52	100	7	7	–	4	–
410	28	100	–	57	11	7	–	3	–	1	...	...	...	...	6	–	3.2	42	100	3	3	–	3	3
411	9	100	–	22	33	8	3	6	–	–	–	–	–	–	5	2	3.8	41	100	–	–	2	1	–
502	27	100	–	56	4	7	1	7	–	–	–	–	–	–	7	1	3.6	48	100	4	3	2	2	–
503	26	92	–	46	15	8	1	8	–	2	...	...	...	...	6	1	2.8	43	100	2	1	2	3	–
504	48	100	–	40	8	13	–	11	–	2	...	...	...	...	11	–	4.1	64	100	3	3	1	5	–
505#	85	100	–	40	8	23	5	16	–	4	...	...	...	...	17	4	4.2	56	100	7	5	3	6	3
506#	55	100	–	42	9	15	3	12	–	2	...	...	...	...	10	2	3.4	51	100	5	5	2	2	2
507	56	100	–	30	23	17	1	12	–	2	...	...	...	...	15	1	4.1	58	100	3	3	3	2	3
508	304	100	89	5	2	7	–	7	–	2	...	...	...	...	4	...	...	...	...	1	1	–	1	1
509	15	100	–	7	33	8	–	6	–	3	...	...	...	...	5	–	4.0	47	100	1	1	4	–	–
511	3	...	...	...	...	1	...	...	...	...	...	...	...	...	...	...	...	...	...	...	...	...	...	...
601	39	100	18	18	18	10	–	8	–	2	...	...	...	...	7	–	4.9	55	100	–	–	1	3	1
602	29	100	–	24	21	12	–	10	–	3	...	...	...	...	9	–	3.6	47	100	2	2	4	2	–
603	27	100	–	26	11	9	–	8	–	3	...	...	...	...	6	–	4.5	50	100	–	–	1	1	1
604#	96	100	–	42	13	31	5	26	–	8	2	5.5	10600	100	20	3	3.8	49	100	8	5	7	14	2
605	30	100	23	43	–	8	–	7	–	–	–	–	–	–	7	–	3.0	42	100	3	3	2	4	1
606	38	100	–	18	29	20	6	20	–	4	...	...	...	...	13	3	3.3	44	100	1	–	5	4	4
607	26	100	–	19	19	11	–	9	–	5	–	6.0	19800	100	6	–	4.2	50	100	–	–	3	3	3
608	32	100	–	13	22	12	2	12	–	2	...	...	...	...	10	2	4.5	46	100	–	–	2	2	3
609	93	100	–	34	19	32	–	26	–	9	–	5.1	8200	100	21	–	3.4	47	100	8	8	7	9	4
610	149	100	–	46	13	37	6	29	–	5	–	4.4	10200	100	32	6	3.6	47	100	18	13	7	12	4
611	79	100	–	49	1	20	–	16	–	2	...	...	...	...	18	–	3.6	46	100	9	9	4	10	3
612#	66	100	–	36	12	19	1	18	–	2	...	...	...	...	16	1	3.8	48	100	6	6	2	7	5
613	132	100	–	51	5	42	6	33	–	4	...	...	...	...	34	6	3.5	46	100	10	8	8	11	–
701#	175	100	–	43	12	53	8	50	–	11	2	4.7	9600	100	41	6	3.7	48	100	15	14	11	16	5
702	20	100	–	15	30	8	–	8	–	2	...	...	...	...	6	–	5.3	53	100	–	–	2	4	1
703	84	100	–	30	21	27	1	27	–	7	–	4.4	6900	100	19	1	4.5	49	100	6	6	4	5	3
704	42	100	–	48	7	11	1	8	–	1	...	...	...	...	9	–	4.3	48	100	4	4	2	6	1
705	88	100	–	65	6	16	1	13	–	3	...	...	...	...	12	1	4.3	48	100	11	10	–	5	–
706	109	100	–	63	1	25	–	16	–	1	...	...	...	...	24	–	3.0	47	100	17	17	2	16	–
707	260	100	–	41	8	71	11	54	–	18	1	5.8	13000	100	51	10	3.9	48	100	20	16	7	25	10
708	75	100	–	40	13	22	4	19	–	3	...	...	...	...	18	3	3.7	46	100	9	8	5	5	3
709#	74	100	–	32	19	25	2	20	–	4	...	...	...	...	19	1	4.3	49	100	5	4	3	4	4
710#	70	100	11	31	10	18	4	16	–	1	...	...	...	...	17	3	3.8	49	100	5	2	3	8	2
10	3619	27	37	12	13	1307	48	323	353	168	2	5.9	13600	11	970	38	3.4	73	8	57	47	538	105	42
101	27	–	52	11	19	8	1	1	–	1	...	...	...	–	7	1	2.6	56	–	1	1	5	1	–
102	15	–	–	–	27	10	–	1	–	–	–	–	–	–	10	–	3.7	69	–	–	–	5	1	–
103	24	–	–	–	50	19	–	1	15	1	...	...	...	–	18	–	3.2	89	–	–	–	15	–	1
104	1338	47	94	1	3	59	5	9	25	–	–	–	–	–	57	5	3.3	81	–	1	–	38	4	1

[Data exclude vacant seasonal and vacant migratory housing units. For minimum base for derived figures (percent, average, etc.) and meaning of symbols, see text]

Blocks Within Census Tracts	Total population	Percent of total population: Negro	In group quarters	Under 18 years	62 years and over	Year-round housing units: Total	Lacking some or all plumbing facilities	Units in—: One-unit structures	Structures of 10 or more units	Occupied housing units: Owner: Total	Lacking some or all plumbing facilities	Average number of rooms	Average value (dollars)	Percent Negro	Renter: Total	Lacking some or all plumbing facilities	Average number of rooms	Average contract rent (dollars)	Percent Negro	1.01 or more persons per room: Total	With all plumbing facilities	One-person households	With female head of family	With roomers, boarders, or lodgers
105	222	–	–	7	46	153	1	9	81	–	–	–	–	–	147	1	3.6	85	–	2	2	86	14	2
106	179	1	–	3	25	154	3	8	84	2	...	...	...	...	140	2	2.6	75	1	1	1	117	4	–
107	30	–	–	27	7	12	–	3	–	1	...	...	...	–	10	–	3.6	74	–	2	2	–	2	–
108	30	50	–	–	10	29	1	–	16	–	–	–	–	–	14	1	2.8	66	36	2	1	6	–	–
109	70	–	–	13	16	41	5	7	–	4	...	...	...	–	27	1	3.9	81	–	1	1	11	2	2
110#	112	–	29	1	5	145	1	9	132	5	–	8.0	...	–	66	1	1.3	45	–	–	–	64	–	–
111	59	–	–	10	9	28	–	6	–	3	...	...	...	–	24	–	3.5	92	–	1	1	5	2	1
112	69	–	–	9	6	33	–	9	–	3	...	...	...	–	28	–	3.5	81	–	1	1	8	1	1
113	9	–	–	56	–	3	...	...	...	...	...	...	...	–	...	...	...	...	–	...	...	...	...	...
114	68	2	2	21	12	27	4	10	–	5	–	5.2	...	–	22	4	3.4	68	5	3	2	9	2	2
201	61	2	–	5	12	39	–	5	–	3	...	...	...	...	33	–	3.9	94	3	–	–	16	–	–
202	34	–	24	12	12	17	3	–	–	1	...	...	...	–	15	3	3.2	70	–	–	–	10	3	–
207	57	–	12	16	11	34	3	4	–	1	...	...	...	–	26	1	3.2	61	–	2	2	14	2	2
208	26	15	–	23	4	13	–	5	–	3	...	...	...	...	9	–	4.4	64	33	–	–	6	1	–
209	19	–	–	16	42	12	–	8	–	8	–	5.4	10500	–	4	...	...	...	–	–	–	8	–	–
210	67	–	12	25	12	28	–	9	–	6	–	6.0	...	–	20	–	4.0	71	–	–	–	5	6	1
211	66	–	–	21	18	31	1	7	–	7	–	6.4	...	–	22	1	4.0	73	–	1	1	12	1	3
212	108	–	–	23	19	51	–	8	–	10	–	5.8	16500	–	39	–	3.6	71	–	–	–	18	5	6
214	45	11	–	29	18	18	–	10	–	7	–	5.1	...	–	8	–	5.3	64	13	1	1	2	5	–
215	3	...	...	...	...	1	...	...	...	...	...	...	...	...	...	...	...	...	...	...	...	...	...	...
302	8	–	–	–	50	5	–	3	–	1	...	...	...	–	2	...	...	...	–	...	...	...	...	...
303	57	97	–	40	12	16	–	13	–	8	–	5.9	8800	88	7	–	4.1	51	100	4	4	4	5	1
304	59	100	–	53	14	17	4	15	–	1	...	...	...	...	16	4	3.5	44	100	7	4	4	7	1
305	67	51	–	40	16	22	–	11	–	6	–	6.2	...	33	16	–	4.8	51	38	3	3	4	4	1
307	25	–	–	8	40	11	–	2	–	3	...	...	...	–	8	–	4.4	73	–	–	–	2	3	3
308	29	97	–	28	21	12	–	6	–	2	...	...	...	...	7	–	4.6	52	100	1	1	1	2	2
309	72	76	–	31	13	25	2	20	–	8	–	4.4	11300	50	16	2	4.2	53	75	3	2	4	2	2
310	58	5	–	31	10	22	–	15	–	9	–	6.6	9900	11	11	–	4.7	70	–	–	–	3	2	–
311	81	72	–	42	4	25	4	22	–	7	–	4.9	17100	29	15	4	4.3	56	73	7	4	1	6	2
401	23	–	–	30	–	7	–	7	–	–	–	–	–	–	7	–	4.4	48	–	1	1	–	–	–
403	66	–	–	14	29	32	1	17	–	14	1	5.5	10800	–	17	–	4.4	71	–	–	–	10	1	1
404	50	–	–	16	8	27	6	8	–	3	...	...	...	–	21	4	3.9	106	–	2	2	11	1	–
405	44	–	–	23	14	23	2	7	–	5	–	5.4	...	–	15	2	3.3	67	–	2	2	7	2	–
406	51	–	–	16	20	21	1	8	–	7	–	6.4	12800	–	14	1	3.8	84	–	1	1	5	4	–
407	51	8	22	10	16	18	–	7	–	4	...	...	...	...	14	–	3.8	67	7	–	–	3	2	1
408	40	–	–	25	23	23	–	11	–	8	–	6.3	11600	–	11	–	3.7	72	–	1	1	10	1	1
409#	100	2	–	30	16	36	–	21	–	10	–	5.9	10300	–	24	–	4.6	70	4	5	5	6	6	3
11	5754	4	83	7	–	395	7	72	82	14	2	5.6	15100	57	376	5	2.2	59	2	195	193	34	3	10
101	223	34	88	77	1	13	–	8	–	2	...	...	...	...	11	–	3.1	47	9	–	–	7	1	–
104	2	...	...	...	...	1	...	...	...	...	...	...	...	...	...	...	...	...	...	...	...	...	...	...
106	1	...	...	...	...	1	...	...	...	...	...	...	...	...	...	...	...	...	...	...	...	...	...	...
107	91	–	–	11	12	51	3	9	–	3	...	...	...	–	47	3	3.6	74	–	2	2	21	1	9
206	63	–	100	2	–	–	–	–	–	–	–	–	–	–	–	–	–	–	–	–	–	–	–	–
209	7	–	–	14	–	3	...	...	...	...	...	...	...	–	...	...	...	...	–	...	...	...	...	...
210	39	100	–	59	3	5	1	4	–	3	...	...	...	...	2	...	...	...	...	3	3	–	1	–
211	144	–	–	40	–	43	–	5	8	–	–	–	–	–	43	–	3.3	71	–	11	11	–	–	–
212	466	2	–	14	–	206	1	26	56	–	–	–	–	–	204	1	1.5	52	2	154	153	–	–	
213	129	–	–	22	–	52	–	11	8	–	–	–	–	–	51	–	2.0	63	–	23	23	–	–	–
216	2078	1	99	–	–	5	–	–	2	–	–	–	–	–	5	–	3.0	–	–	–	–	–	–	–
217	17	100	–	41	24	4	...	...	...	...	...	...	...	...	...	...	...	...	...	...	...	...	...	...
301	1915	2	99	–	–	8	–	–	6	–	–	–	–	–	7	–	2.6	...	–	–	–	3	–	–
306	318	3	99	–	–	2	...	...	...	...	...	...	...	...	...	...	...	...	...	...	...	...	...	...
310	169	5	99	–	–	1	...	...	...	...	...	...	...	...	...	...	...	...	...	...	...	...	...	...
407	92	9	100	–	–	–	–	–	–	–	–	–	–	–	–	–	–	–	–	–	–	–	–	–
12	4173	3	14	14	19	1860	43	633	228	470	2	6.8	24400	3	1330	36	3.7	101	2	29	28	746	149	150
101	88	2	74	7	9	10	–	9	–	9	–	7.7	33900	–	–	–	–	–	–	–	–	–	1	–
102	237	20	–	4	12	158	1	34	1	8	–	7.1	41800	88	148	1	3.0	103	5	1	1	97	10	5
103	48	–	–	23	15	19	–	15	–	14	–	6.6	29500	–	4	...	...	...	–	–	–	2	2	1
104	25	–	–	–	20	15	–	9	–	8	–	5.6	24400	–	6	–	3.7	108	–	–	–	3	1	–
105	62	–	–	7	31	36	–	19	–	17	–	6.1	25400	–	18	–	3.1	89	–	–	–	18	2	1
106	80	–	–	8	40	58	–	15	–	14	–	6.2	25300	–	44	–	2.9	85	–	–	–	45	1	1
107	74	–	–	20	23	27	–	27	–	25	–	6.7	29100	–	–	–	–	–	–	–	–	1	1	–
108	59	–	–	19	14	26	–	14	–	14	–	5.9	26700	–	12	–	4.3	136	–	–	–	4	5	1
109	40	–	–	18	18	22	–	7	–	4	...	...	...	–	16	–	4.1	129	–	–	–	10	1	–
111	118	–	–	14	17	66	1	21	–	7	–	5.9	20800	–	57	1	4.0	117	–	–	–	28	12	–
112	88	–	–	17	9	43	–	13	–	7	–	5.4	25000	–	36	–	4.3	130	–	–	–	16	2	–
201	508	1	–	6	31	346	2	43	185	1	...	...	...	...	334	2	3.5	119	1	1	1	194	27	6
208	65	–	–	15	22	33	–	16	1	6	–	7.2	...	–	25	–	3.8	98	–	–	–	13	8	3
210	124	2	–	23	13	54	–	13	2	–	–	–	–	–	54	–	4.4	130	4	2	2	13	7	2
211	72	–	–	4	50	41	1	24	1	11	–	8.3	22400	–	29	1	3.7	98	–	1	1	17	6	4
301#	49	–	–	8	41	28	–	17	–	19	–	6.3	21800	–	7	–	2.4	101	–	–	–	10	1	2
302	34	–	–	12	38	16	–	7	–	7	–	6.7	22100	–	9	–	2.7	89	–	–	–	6	3	1
303	27	–	–	–	26	14	–	7	–	7	–	5.6	16000	–	7	–	3.9	110	–	–	–	4	1	3
304	48	–	–	10	46	24	–	15	1	16	–	6.9	25400	–	8	–	5.3	101	–	–	–	10	2	4
305	44	–	–	7	34	25	–	15	–	15	–	7.5	21400	–	7	–	5.0	123	–	–	–	11	1	3
306	47	–	–	15	13	22	–	10	–	9	–	7.2	30800	–	11	–	5.0	101	–	–	–	7	–	3
308	61	–	–	21	21	23	–	17	–	15	–	7.3	19600	–	8	–	6.0	112	–	1	1	7	5	3
309#	69	–	–	22	19	29	–	12	–	18	–	7.1	19800	–	11	–	4.3	110	–	–	–	7	2	1
311	410	–	94	23	2	12	2	4	–	3	...	...	...	–	8	2	3.1	59	–	–	–	5	1	2
312	21	–	–	5	29	7	–	5	–	4	...	...	...	–	3	...	...	...	–	–	–	2	–	3
401	62	–	–	16	19	25	–	10	2	11	–	8.0	27100	–	14	–	3.6	75	–	–	–	10	2	1
402	67	–	39	15	15	21	–	3	–	6	–	6.3	...	–	13	–	3.7	74	–	2	2	8	1	3
403	80	–	10	34	18	26	1	18	–	19	1	7.4	20400	–	7	–	4.3	92	–	–	–	8	2	1
404	5	–	–	–	–	1	...	...	...	...	...	...	...	–	...	...	...	...	–	...	...	...	...	...
405	12	–	–	–	33	6	–	1	–	1	...	...	...	–	5	–	3.6	73	–	–	–	2	–	2
406	53	–	–	21	15	23	3	10	–	8	–	8.0	27500	–	11	–	3.5	93	–	1	1	3	3	2
407	70	–	–	21	9	26	1	9	–	8	–	8.1	29500	–	18	1	3.6	84	–	1	1	3	3	5

[Data exclude vacant seasonal and vacant migratory housing units. For minimum base for derived figures (percent, average, etc.) and meaning of symbols, see text]

Blocks Within Census Tracts	Total population	Percent of total population: Negro	In group quarters	Under 18 years	62 years and over	Year-round housing units: Total	Lacking some or all plumbing facilities	Units in—: One-unit structures	Structures of 10 or more units	Occupied housing units: Owner: Total	Lacking some or all plumbing facilities	Average number of rooms	Average value (dollars)	Percent Negro	Renter: Total	Lacking some or all plumbing facilities	Average number of rooms	Average contract rent (dollars)	Percent Negro	1.01 or more persons per room: Total	With all plumbing facilities	One-person households	With female head of family	With roomers, boarders, or lodgers
408	48	–	–	29	23	19	–	16	–	13	–	7.5	28100	–	5	–	2.8	...	–	1	1	5	–	1
409	52	–	–	19	19	30	–	12	–	13	–	7.2	22800	–	12	–	3.5	95	–	–	–	10	2	2
410	47	–	–	26	2	18	–	3	–	3	...	...	...	–	14	–	4.4	89	–	–	–	5	2	1
411	37	–	–	8	27	22	1	5	–	5	1	5.4	...	–	17	–	4.2	73	–	–	–	11	1	2
412	60	–	–	15	13	24	2	11	–	9	–	8.4	20600	–	14	2	4.0	76	–	1	1	5	3	8
413	27	–	–	7	19	13	–	2	–	2	...	...	...	–	11	–	3.8	95	–	–	–	4	–	2
414	161	8	4	11	10	77	13	19	10	11	–	6.8	27200	18	64	12	3.2	71	6	3	3	30	3	14
415	146	–	19	14	14	48	3	12	–	9	–	5.8	...	–	39	3	4.3	90	–	2	2	17	–	8
416	58	–	12	9	10	18	1	7	2	4	...	...	...	–	14	1	4.0	92	–	2	2	3	1	7
501	68	2	32	–	18	24	6	3	12	2	...	...	...	...	21	5	3.2	75	–	1	1	9	2	6
502	12	–	–	–	–	5	1	–	–	–	–	–	–	–	5	1	3.0	59	–	1	–	–	–	4
503	4	...	...	...	...	5	–	3	–	3	...	...	...	...	–	–	–	–	–	...	...	...	...	...
504	14	–	–	21	29	7	–	4	–	4	...	...	...	–	3	...	...	...	–	–	–	3	1	–
505#	39	–	23	8	33	14	–	11	–	9	–	7.2	26900	–	5	–	3.6	78	–	–	–	2	2	4
506	50	–	20	2	12	20	–	3	–	6	–	6.7	...	–	13	–	3.8	86	–	–	–	4	2	7
507	119	–	6	7	24	60	4	8	–	10	–	6.1	18800	–	49	4	3.6	76	–	2	2	22	8	11
508	48	13	–	15	10	22	–	8	–	2	...	...	...	...	19	–	4.2	82	5	1	1	6	2	3
509	58	–	–	10	35	33	–	2	11	6	–	5.5	...	–	26	–	3.8	88	–	1	1	13	4	2
510	68	–	–	22	22	28	–	12	–	12	–	6.2	20200	–	15	–	4.8	107	–	1	1	9	1	–
511	20	–	–	10	20	7	–	4	–	4	...	...	...	–	3	...	...	...	–	–	–	1	–	1
513	39	46	–	18	26	16	–	11	–	12	–	6.3	16700	42	3	...	...	...	...	1	1	2	–	1
514	40	–	–	15	30	18	–	9	–	10	–	5.9	16100	–	8	–	4.3	105	–	–	–	4	–	–
515	39	–	–	3	31	26	–	12	–	6	–	7.0	23800	–	19	–	3.3	79	–	1	1	12	–	1
516	72	33	–	28	13	24	–	16	–	4	...	...	...	...	20	–	4.1	74	25	1	1	3	2	2
13	1534	34	–	27	9	594	11	314	1	157	8	5.8	18500	54	418	3	4.1	87	19	36	34	114	65	32
101	173	15	–	19	4	75	3	32	–	10	2	5.3	25000	70	63	1	4.3	92	2	2	1	16	3	4
102	76	–	–	28	–	33	–	10	–	–	–	–	–	–	33	–	4.2	86	–	–	–	9	7	2
103	135	1	–	18	3	70	–	19	1	1	...	...	...	...	67	–	3.5	102	2	1	1	27	1	3
105	146	14	–	33	11	59	1	28	–	11	1	6.7	24000	46	41	–	3.8	87	12	7	7	6	2	2
107	54	–	–	26	19	19	–	11	–	13	–	6.2	22100	–	6	–	3.7	92	–	–	–	2	–	–
108	48	–	–	29	8	17	–	13	–	10	–	5.9	24600	–	6	–	6.3	137	–	2	2	1	1	1
109	77	3	–	16	12	34	–	11	–	7	–	5.4	15600	–	26	–	4.3	97	4	–	–	7	1	1
110	29	–	–	14	–	16	–	–	–	–	–	–	–	–	16	–	3.9	92	–	–	–	6	1	2
111	73	8	–	47	1	21	–	2	–	–	–	–	–	–	18	–	4.8	107	6	3	3	–	1	–
112	50	44	–	30	10	17	–	9	–	4	...	...	...	...	13	–	4.3	75	31	2	2	1	4	5
201	27	100	–	33	15	9	–	7	–	4	...	...	...	...	5	–	4.4	49	100	1	1	3	4	–
202	48	100	–	42	10	14	–	10	–	6	–	5.3	13800	100	8	–	4.3	61	100	3	3	4	3	1
203	102	95	–	27	19	32	2	32	–	16	1	5.9	16600	81	16	1	4.8	59	100	4	4	5	9	2
204	71	41	–	25	16	26	1	20	–	13	1	5.5	16200	54	13	–	3.8	83	15	–	–	4	3	–
205	70	57	–	29	7	23	–	13	–	7	–	5.9	14100	29	16	–	3.8	56	63	3	3	1	4	2
206	134	44	–	29	10	49	–	38	–	21	–	6.3	22100	33	25	–	4.1	75	36	2	2	9	5	3
207	94	26	–	35	5	30	1	14	–	5	1	5.0	...	60	25	–	4.2	81	4	4	3	5	5	–
208	35	74	–	20	26	13	1	13	–	10	1	5.7	14900	100	3	...	...	...	...	2	2	1	3	1
209	32	94	–	9	13	13	1	12	–	8	1	5.0	11100	100	5	–	4.8	57	80	–	–	1	4	1
210	36	97	–	28	11	14	1	10	–	6	–	5.8	16000	100	8	1	4.0	65	88	–	–	4	1	1
211	24	100	–	8	38	10	–	10	–	5	–	5.2	8200	100	5	–	4.2	...	100	–	–	2	3	1
14	3667	–	1	19	17	1549	20	930	98	785	2	6.4	20600	–	720	17	4.1	98	–	27	26	340	118	102
101	72	–	–	38	14	25	–	23	–	22	–	6.2	23600	–	3	...	...	...	–	–	–	4	1	–
102	74	3	–	37	7	23	–	23	–	19	–	7.0	24900	5	2	...	...	...	...	–	–	1	–	–
103	47	–	–	19	17	19	–	16	–	16	–	6.9	25000	–	2	...	...	...	–	–	–	–	2	1
104	38	–	–	11	16	19	–	11	–	11	–	6.3	22500	–	8	–	4.0	101	–	–	–	5	–	–
106	59	–	–	29	3	24	–	6	–	8	–	5.6	15500	–	15	–	4.3	98	–	1	1	4	5	–
107	18	–	–	11	17	9	–	9	–	9	–	5.9	16500	–	–	–	–	–	–	–	–	4	1	–
108	22	–	–	18	9	10	–	10	–	8	–	5.8	14700	–	2	...	...	...	–	–	–	2	–	–
109	156	–	–	21	14	72	–	21	–	14	–	6.4	23800	–	55	–	4.2	95	–	1	1	19	7	4
110	60	–	–	10	33	28	–	23	–	16	–	6.1	23200	–	12	–	4.3	95	–	–	–	5	1	1
111	69	–	–	16	16	27	–	20	–	17	–	5.8	21600	–	10	–	4.4	119	–	–	–	5	1	2
112	70	–	–	27	1	23	–	20	–	19	–	6.8	24000	–	4	...	...	...	–	1	1	1	1	1
114	40	–	–	38	3	15	–	12	–	7	–	6.3	21300	–	7	–	4.9	100	–	–	–	3	1	–
115	44	–	–	5	18	21	–	18	–	15	–	6.7	20300	–	6	–	3.3	88	–	–	–	5	1	1
116	90	–	–	24	11	36	1	27	–	22	–	6.5	25300	–	14	1	4.3	98	–	1	1	7	1	1
117	108	–	–	23	12	44	–	31	–	32	–	6.0	17300	–	11	–	5.0	101	–	1	1	6	4	3
201	73	–	–	16	23	30	–	19	–	21	–	6.1	19800	–	9	–	4.0	94	–	–	–	6	3	1
202	51	2	–	37	6	24	1	14	–	6	1	5.8	16500	–	12	–	4.3	87	–	1	–	2	5	–
203	50	–	–	16	2	21	1	15	–	10	–	5.7	16700	–	11	1	4.7	109	–	–	–	5	–	4
204	71	–	–	16	37	32	–	26	–	24	–	6.1	23500	–	8	–	3.8	101	–	2	2	12	–	1
205	89	–	7	10	26	40	1	22	–	23	–	6.5	18300	–	17	1	3.8	85	–	–	–	10	5	3
206	50	–	–	14	32	21	–	21	–	19	–	5.8	18300	–	2	...	...	...	–	–	–	4	2	1
207	54	–	–	20	13	22	–	14	–	11	–	5.8	15100	–	11	–	4.0	89	–	–	–	7	1	2
208	64	–	–	19	19	28	–	19	–	16	–	6.4	18600	–	11	–	3.9	73	–	–	–	6	2	–
209	76	–	–	21	26	36	4	19	–	18	–	6.1	18000	–	17	3	3.6	83	–	–	–	12	–	2
210	77	5	9	14	18	30	–	20	–	17	–	6.5	21100	–	13	–	4.4	87	15	–	–	7	1	1
211	78	–	–	17	18	37	–	15	–	10	–	6.0	21100	–	25	–	4.4	96	–	–	–	9	1	2
212	32	–	19	6	22	13	–	4	–	4	...	...	...	–	8	–	3.6	116	–	–	–	4	1	1
213	105	–	–	18	21	41	–	28	–	21	–	6.7	21300	–	19	–	3.8	79	–	2	2	6	3	4
214	70	–	–	21	23	33	–	21	–	19	–	5.7	17400	–	14	–	3.7	81	–	–	–	9	6	–
215	93	–	–	16	16	40	2	20	–	19	–	6.3	22700	–	20	2	3.6	78	–	2	2	12	3	2
301	59	–	–	20	12	24	–	14	–	5	–	5.0	11300	–	18	–	4.2	86	–	2	2	4	3	1
302	69	4	–	20	16	29	–	20	1	13	–	6.0	13900	–	15	–	4.7	80	7	1	1	5	4	1
303	11	–	–	–	–	4	...	...	...	...	...	...	...	–	...	...	...	...	–	...	...	...	...	...
304	39	–	–	8	15	22	2	1	13	2	...	...	...	–	18	2	3.7	69	–	–	–	6	1	3
305	45	2	–	27	29	17	1	11	–	7	–	6.3	12000	–	10	1	5.0	82	–	–	–	3	5	1
306	109	–	–	27	15	44	3	31	–	18	–	5.9	9700	–	25	3	4.0	70	–	2	2	11	5	3
307	46	–	–	22	26	20	–	14	–	9	–	5.1	9300	–	11	–	4.5	62	–	–	–	8	1	1
311	26	–	–	15	23	14	–	4	–	2	...	...	...	–	12	–	4.8	94	–	–	–	7	–	–
312	26	–	–	19	23	9	–	7	–	6	–	6.2	18800	–	3	...	...	...	–	–	–	2	–	1
313	25	–	–	12	24	10	–	8	–	7	–	6.6	21300	–	3	...	...	...	–	–	–	1	–	–

Table 2. **Characteristics of Housing Units and Population, by Blocks: 1970**—Con.

Wake County, N.C.

[Data exclude vacant seasonal and vacant migratory housing units. For minimum base for derived figures (percent, average, etc.) and meaning of symbols, see text]

Blocks Within Census Tracts	Total population	Percent of total population: Negro	Percent of total population: In group quarters	Percent of total population: Under 18 years	Percent of total population: 62 years and over	Year-round housing units: Total	Year-round housing units: Lacking some or all plumbing facilities	Units in—: One-unit structures	Units in—: Structures of 10 or more units	Occupied housing units: Owner: Total	Owner: Lacking some or all plumbing facilities	Owner: Average number of rooms	Owner: Average value (dollars)	Owner: Percent Negro	Renter: Total	Renter: Lacking some or all plumbing facilities	Renter: Average number of rooms	Renter: Average contract rent (dollars)	Renter: Percent Negro	1.01 or more persons per room: Total	1.01 or more persons per room: With all plumbing facilities	One-person households	With female head of family	With roomers, boarders, or lodgers
314	79	-	-	9	19	41	-	7	22	7	-	8.1	...	-	32	-	4.3	97	-	1	1	10	2	1
315	132	-	-	28	5	51	-	12	-	8	-	6.8	21600	-	40	-	4.9	85	-	1	1	6	3	3
316	63	-	-	13	29	29	-	20	-	16	-	6.1	14800	-	12	-	4.3	95	-	1	1	11	4	2
401	98	-	-	21	20	38	-	23	-	23	-	6.9	22900	-	14	-	3.9	114	-	1	1	8	4	3
402	35	-	-	23	26	12	-	10	-	10	-	6.2	19700	-	2	...	...	...	-	-	-	1	1	-
403	41	-	-	10	24	17	-	14	-	14	-	6.6	25300	-	3	...	...	...	-	1	1	4	1	2
404	63	-	-	10	46	27	-	16	-	19	-	6.7	23700	-	8	-	4.5	99	-	-	-	6	5	3
405	26	-	-	12	8	14	-	4	5	-	-	-	-	-	14	-	3.9	117	-	-	-	5	1	1
406	61	-	-	28	7	26	1	16	-	14	-	6.7	20600	-	11	1	3.8	96	-	-	-	8	2	1
407	-	-	-	-	-	1	...	...	...	...	...	...	...	-	...	...	...	...	-	...	...	...	...	...
408	57	-	-	16	16	23	1	10	-	14	1	7.4	27300	-	8	-	4.5	90	-	-	-	1	3	1
409	83	-	-	18	19	37	2	15	-	14	-	7.3	24000	-	22	2	4.1	90	-	-	-	8	6	4
410	65	-	-	19	20	29	-	23	-	20	-	6.3	17400	-	9	-	5.0	106	-	-	-	10	1	-
411	121	1	-	25	12	43	-	38	-	32	-	6.7	24000	-	11	-	4.6	114	-	-	-	6	2	3
412	55	-	-	16	26	23	-	20	-	19	-	6.6	20500	-	4	...	...	...	-	1	1	4	1	1
413	233	-	-	13	4	102	-	40	57	33	-	6.2	22000	-	63	-	3.5	164	-	3	3	22	4	28
15.01	2631	1	-	29	9	944	3	692	217	659	2	7.5	36100	1	266	1	3.3	121	-	4	3	186	29	13
101	30	-	-	23	7	12	-	12	-	9	-	7.0	38100	-	3	...	...	...	-	-	-	2	1	1
107	106	-	-	36	4	29	-	29	-	29	-	8.6	44600	-	-	-	-	-	-	-	-	-	1	-
108	61	-	-	38	-	14	-	14	-	14	-	9.5	44100	-	-	-	-	-	-	-	-	1	-	-
109	36	-	-	31	11	10	-	10	-	10	-	8.2	43500	-	-	-	-	-	-	-	-	-	-	-
110	11	-	-	36	9	4	...	...	...	...	...	...	...	-	...	...	...	...	-	...	...	...	...	...
111	47	-	-	28	2	16	-	16	-	16	-	6.5	29200	-	-	-	-	-	-	-	-	1	-	-
112	70	-	-	39	6	21	-	21	-	20	-	6.8	28000	-	1	...	...	...	-	-	-	2	1	-
113	59	-	-	46	3	16	-	15	-	14	-	7.8	34200	-	1	...	...	...	-	-	-	1	-	1
114	592	-	-	16	13	326	-	83	217	71	-	6.6	27200	-	246	-	3.1	119	-	-	-	155	14	7
115	54	-	-	41	-	15	-	15	-	15	-	6.0	23100	-	-	-	-	-	-	1	1	-	-	-
201	387	1	-	37	6	111	-	109	-	102	-	8.0	39700	1	4	...	...	...	...	-	-	2	4	2
202	72	3	-	42	11	16	1	16	-	16	1	8.6	42800	6	-	-	-	-	-	1	1	-	-	-
203	117	3	-	45	1	30	-	28	-	26	-	7.8	35900	4	3	...	...	...	...	-	-	1	-	-
204	254	-	-	29	9	82	-	82	-	82	-	7.2	33100	-	-	-	-	-	-	1	1	4	5	-
205	41	-	-	29	7	13	-	13	-	13	-	7.5	44200	-	-	-	-	-	-	-	-	-	-	-
206	71	-	-	27	17	22	-	22	-	22	-	8.3	42800	-	-	-	-	-	-	-	-	1	-	-
207	74	-	-	37	1	22	-	22	-	22	-	7.1	31200	-	-	-	-	-	-	-	-	1	-	1
208	101	-	-	30	5	33	-	32	-	30	-	7.2	31100	-	2	...	...	...	-	-	-	3	1	-
209	81	-	-	27	10	24	-	22	-	23	-	7.3	35300	-	1	...	...	...	-	-	-	1	1	1
210	53	-	-	26	9	18	-	18	-	17	-	8.2	52400	-	1	...	...	...	-	-	-	2	-	-
211	47	-	-	13	9	19	-	19	-	18	-	7.4	46000	-	-	-	-	-	-	-	-	-	1	-
212	138	6	-	27	13	44	1	44	-	43	1	8.0	43600	2	1	...	...	...	...	1	-	1	-	-
213	8	-	-	50	25	3	...	...	...	...	...	...	...	-	...	...	...	...	-	...	...	...	...	...
214	31	-	-	13	26	11	-	11	-	11	-	7.8	37700	-	-	-	-	-	-	-	-	1	-	-
215	53	2	-	19	8	18	-	18	-	18	-	6.4	26800	-	-	-	-	-	-	-	-	1	-	-
216	20	-	-	30	30	7	-	7	-	7	-	6.1	20900	-	-	-	-	-	-	-	-	1	-	-
217	16	-	-	6	19	7	-	7	-	5	-	6.8	28500	-	2	...	...	...	-	-	-	2	-	-
218	1	...	...	...	...	1	...	...	...	...	...	...	...	...	...	...	...	...	...	...	...	...	...	...
15.02	2723	-	-	30	7	994	2	587	119	520	2	6.6	26700	-	434	-	4.3	128	-	14	14	120	61	30
101	65	2	-	28	14	24	-	23	-	22	-	7.0	28900	-	1	...	...	...	...	-	-	3	1	1
103	105	-	-	21	10	43	-	17	-	16	-	6.4	24200	-	26	-	4.3	90	-	-	-	6	1	2
104	145	-	-	28	3	54	-	13	-	9	-	6.2	21400	-	45	-	4.3	89	-	2	2	3	2	-
105	9	-	-	-	44	4	...	...	...	...	...	...	...	-	...	...	...	...	-	...	...	...	...	...
106#	191	-	-	30	8	57	-	55	-	51	-	6.6	27000	-	6	-	4.5	143	-	2	2	1	1	-
107	7	-	-	-	43	3	...	...	...	...	...	...	...	-	...	...	...	...	-	...	...	...	...	...
108	53	-	-	34	8	17	-	17	-	17	-	6.9	34200	-	-	-	-	-	-	-	-	1	-	-
109	23	-	-	17	4	11	-	5	-	4	...	...	...	-	6	-	4.0	82	-	-	-	2	1	1
110	65	-	-	32	8	24	-	24	-	21	-	5.5	16900	-	2	...	...	...	-	-	-	4	3	1
111	61	-	-	21	8	23	-	19	-	14	-	5.6	18500	-	8	-	4.3	91	-	1	1	2	4	1
112	71	-	-	28	13	25	-	23	-	21	-	6.9	35700	-	3	...	...	...	-	-	-	-	-	-
113	143	-	-	31	12	47	2	43	-	37	2	6.6	25700	-	8	-	5.5	101	-	1	1	5	3	-
114	37	-	-	27	5	13	-	13	-	12	-	6.6	28500	-	1	...	...	...	-	-	-	3	-	-
115	21	-	-	33	-	6	-	6	-	6	-	8.8	35000	-	-	-	-	-	-	-	-	-	1	-
116	463	-	-	26	2	203	-	23	115	17	-	8.1	37400	-	164	-	4.3	153	1	2	2	35	15	17
201	327	-	-	29	10	126	-	41	4	34	-	6.5	27700	-	86	-	4.3	147	-	2	2	18	8	3
204	45	-	-	20	4	24	-	8	-	3	...	...	...	-	20	-	3.7	106	-	-	-	9	3	-
205	122	-	-	44	3	34	-	33	-	27	-	6.6	23900	-	6	-	6.0	158	-	2	2	3	1	-
206	63	-	-	43	3	18	-	18	-	16	-	6.5	23400	-	2	...	...	...	-	1	1	-	1	-
207	88	-	-	30	2	27	-	27	-	26	-	6.1	22400	-	1	...	...	...	-	-	-	2	1	1
208	61	-	-	36	2	19	-	19	-	17	-	6.4	21900	-	2	...	...	...	-	-	-	1	2	-
209	92	-	-	46	-	24	-	24	-	22	-	6.3	21400	-	2	...	...	...	-	-	-	1	-	-
210	44	-	-	36	5	14	-	14	-	13	-	6.8	24800	-	1	...	...	...	-	-	-	-	-	-
211	16	-	-	-	44	9	-	8	-	8	-	6.1	36100	-	1	...	...	...	-	-	-	3	1	-
212	35	-	-	31	3	10	-	10	-	10	-	7.7	32000	-	-	-	-	-	-	-	-	-	-	-
213	89	-	-	27	5	36	-	15	-	15	-	6.2	25400	-	21	-	4.2	78	-	-	-	6	5	-
215	52	-	-	23	-	20	-	6	-	3	...	...	...	-	17	-	4.2	85	-	-	-	3	2	-
216	96	-	-	37	7	27	-	24	-	23	-	7.3	37600	-	4	...	...	...	-	-	-	2	-	1
217	34	-	-	41	9	10	-	10	-	10	-	7.4	24900	-	-	-	-	-	-	-	-	1	2	-
218	38	-	-	18	21	18	-	18	-	16	-	6.1	22700	-	-	-	-	-	-	-	-	3	1	1
219	34	-	-	29	9	13	-	13	-	12	-	6.3	23400	-	1	...	...	...	-	1	1	1	1	1
220	28	-	-	14	32	11	-	11	-	11	-	6.4	24200	-	-	-	-	-	-	-	-	1	1	-
16	4701	2	-	21	23	1909	8	1449	-	1281	6	7.2	30000	1	602	2	4.6	105	1	10	10	410	155	45
102	57	-	-	33	23	18	-	17	-	14	-	8.4	44400	-	4	...	...	...	-	-	-	2	2	-
103	428	1	-	19	26	208	-	86	-	47	-	7.6	34900	-	160	-	4.1	109	-	1	1	77	20	2
104	64	-	-	30	5	27	-	12	-	1	...	...	...	-	26	-	4.0	110	-	-	-	4	6	-
105	49	-	-	16	6	22	-	7	-	-	-	-	-	-	22	-	4.0	111	-	-	-	4	2	-
106	51	-	-	18	33	28	-	21	-	19	-	7.0	23600	-	7	-	5.1	124	-	-	-	10	4	2
107	55	-	-	20	36	22	-	19	-	19	-	7.7	30100	-	3	...	...	...	-	-	-	8	1	1
108	88	-	-	14	36	40	2	32	-	31	1	7.2	23100	-	8	1	3.5	79	-	-	-	9	6	4

[Data exclude vacant seasonal and vacant migratory housing units. For minimum base for derived figures (percent, average, etc.) and meaning of symbols, see text]

Blocks Within Census Tracts	Total population	Percent of total population				Year-round housing units				Occupied housing units													
								Units in—		Owner					Renter					1.01 or more persons per room				
	Total population	Negro	In group quarters	Under 18 years	62 years and over	Total	Lacking some or all plumbing facilities	One-unit structures	Structures of 10 or more units	Total	Lacking some or all plumbing facilities	Average number of rooms	Average value (dollars)	Percent Negro	Total	Lacking some or all plumbing facilities	Average number of rooms	Average contract rent (dollars)	Percent Negro	Total	With all plumbing facilities	One-person households	With female head of family	With roomers, boarders, or lodgers
110	91	–	–	10	48	44	–	34	–	31	–	6.6	20400	–	12	–	5.3	100	–	–	–	12	1	1
111	17	–	–	12	47	10	–	8	–	7	–	7.3	29800	–	3	...	...	...	–	–	–	5	–	–
112	20	–	–	–	55	11	–	8	–	8	–	8.6	42500	–	2	...	...	...	–	–	–	2	–	1
113	74	1	–	18	34	32	–	19	–	18	–	6.7	19900	–	14	–	4.8	86	–	–	–	11	4	1
114	71	–	–	18	41	38	–	35	–	31	–	6.6	17800	–	4	...	...	...	–	–	–	15	3	1
115	84	–	–	17	25	37	–	18	–	18	–	7.6	19100	–	18	–	4.2	81	–	–	–	10	4	3
201	36	–	–	11	36	20	–	13	–	9	–	8.2	34400	–	11	–	4.5	104	–	–	–	9	–	–
202	42	5	–	17	29	14	–	11	–	11	–	7.6	44600	–	3	...	...	...	...	–	–	3	–	2
203	82	2	–	24	31	28	–	25	–	26	–	9.1	46100	–	–	–	–	–	–	–	–	–	6	1
204	30	–	–	17	47	12	–	12	–	11	–	8.0	47000	–	–	–	–	–	–	–	–	–	–	1
205	50	–	–	16	26	19	–	18	–	16	–	7.4	29300	–	3	...	...	...	–	–	–	3	1	–
206	39	–	–	23	41	13	–	13	–	13	–	7.8	28600	–	–	–	–	–	–	–	–	1	2	–
207	26	4	–	8	69	12	–	10	–	10	–	6.9	33100	–	2	...	...	...	...	–	–	2	2	–
208	49	2	–	12	41	22	–	19	–	20	–	7.7	39300	–	2	...	...	...	...	–	–	4	1	1
209	106	1	9	12	36	43	–	35	–	34	–	7.9	34300	–	9	–	6.4	130	–	–	–	12	2	–
210	56	4	–	18	45	25	–	18	–	19	–	8.5	37200	5	5	–	6.4	...	–	–	–	7	3	1
211	58	3	–	24	33	22	1	22	–	18	1	8.5	51600	–	3	...	...	...	...	–	–	4	2	–
213	47	–	–	32	15	15	–	15	–	14	–	9.9	41300	–	1	...	...	...	–	–	–	2	2	1
214	57	–	–	7	39	25	–	12	–	12	–	9.1	49900	–	13	+	3.9	98	–	–	–	7	6	1
215	40	3	–	30	28	13	–	11	–	7	–	8.1	30800	–	6	–	7.8	120	–	–	–	3	2	1
218	14	7	–	29	43	6	1	6	–	5	1	8.4	38500	–	–	–	–	–	–	–	–	–	–	–
219	25	–	32	20	48	5	1	5	–	5	1	9.0	56500	–	–	–	–	–	–	–	–	–	–	–
301#	26	–	–	12	31	14	–	9	–	8	–	7.4	25200	–	6	–	3.3	117	–	–	–	5	1	–
302	74	–	–	10	49	36	–	28	–	29	–	7.2	27600	–	7	–	5.9	121	–	–	–	8	2	–
303	175	7	–	23	22	72	–	49	–	49	–	6.6	23600	10	23	–	5.0	105	9	–	–	20	5	1
304	58	12	–	19	26	25	1	16	–	16	–	6.3	22100	6	9	1	4.4	94	11	–	–	7	4	–
305	72	–	–	24	26	27	–	22	–	22	–	7.5	34900	–	5	–	5.6	...	–	–	–	6	2	2
306	9	–	–	11	22	3	...	...	...	...	...	...	...	–	...	...	...	...	–	...	...	...	...	...
307	72	29	–	35	6	22	–	18	–	17	–	6.8	24000	18	5	–	4.6	120	40	1	1	2	1	–
308	60	13	–	28	20	21	–	21	–	19	–	7.1	26900	11	2	...	...	...	...	–	–	4	4	–
309	63	–	–	25	21	25	–	21	–	18	–	6.8	25100	–	6	–	4.2	80	–	–	–	7	2	–
310	70	34	–	23	19	30	1	30	–	25	1	7.0	31300	20	4	...	...	...	...	1	1	7	2	1
311	42	–	–	19	12	15	–	15	–	15	–	7.5	37000	–	–	–	–	–	–	–	–	3	3	1
312	26	–	–	23	8	9	–	9	–	8	–	6.8	37500	–	1	...	...	...	–	–	–	–	–	–
313	123	–	–	25	11	42	1	27	–	26	1	6.5	25600	–	15	–	4.9	92	–	1	1	4	3	–
314	175	–	–	22	7	76	–	35	–	21	–	5.9	24000	–	53	–	4.4	105	–	–	–	15	4	–
401	125	–	–	22	22	51	–	46	–	45	–	6.4	26700	–	3	...	...	...	–	–	–	4	3	2
402	60	–	–	27	25	21	–	19	–	17	–	7.3	28800	–	4	...	...	...	–	–	–	2	3	1
403	61	–	–	18	16	26	–	24	–	23	–	7.0	22900	–	3	...	...	...	–	1	1	4	1	1
404	60	–	–	18	12	25	–	21	–	20	–	6.2	22500	–	5	–	3.8	85	–	–	–	4	–	1
405	10	–	–	–	10	5	–	5	–	5	–	5.8	16300	–	–	–	–	–	–	–	–	1	–	–
408	60	–	–	22	12	24	–	19	–	18	–	6.3	19200	–	6	–	4.7	87	–	–	–	4	1	–
409	66	–	–	29	20	23	–	18	–	16	–	6.8	20400	–	7	–	4.7	111	–	1	1	6	–	1
410	25	–	–	12	28	10	–	9	–	10	–	7.1	33900	–	–	–	–	–	–	–	–	–	–	–
411	26	–	–	15	19	10	–	10	–	9	–	6.9	37200	–	1	...	...	...	–	–	–	–	1	–
412	35	–	–	34	3	10	–	10	–	9	–	9.3	54700	–	1	...	...	...	–	–	–	1	–	–
413	110	–	–	30	7	33	–	31	–	27	–	8.1	43700	–	5	–	5.8	145	–	–	–	3	1	1
414	74	–	–	22	18	27	–	27	–	26	–	7.7	34800	–	1	...	...	...	–	1	1	3	1	–
415	40	–	–	38	10	12	–	10	–	11	–	8.1	46500	–	1	...	...	...	–	–	–	–	1	–
501	49	–	–	22	14	17	–	13	–	15	–	6.4	26100	–	2	...	...	...	–	–	–	2	–	–
502	60	–	–	25	7	24	–	15	–	11	–	5.6	13300	–	13	–	4.2	78	–	–	–	5	2	1
503	75	–	–	28	8	27	–	27	–	24	–	6.0	14700	–	3	...	...	...	–	1	1	6	1	–
504	68	–	–	22	19	29	–	18	–	11	–	5.8	17500	–	18	–	4.4	79	–	–	–	10	3	–
505	102	–	–	31	10	38	–	36	–	28	–	5.7	13700	–	9	–	5.1	118	–	2	2	9	3	2
506	73	–	–	16	21	32	–	26	–	19	–	6.3	25700	–	13	–	4.4	93	–	–	–	7	2	1
509	44	–	–	16	30	17	–	17	–	17	–	7.6	43700	–	–	–	–	–	–	–	–	2	1	–
510	8	–	–	–	25	4	...	...	...	...	...	...	...	–	...	...	...	...	–	...	...	...	...	...
511	29	–	–	21	14	11	–	11	–	10	–	7.6	41000	–	1	...	...	...	–	–	–	1	2	–
512	32	–	–	13	19	12	–	12	–	11	–	7.2	33800	–	1	...	...	...	–	–	–	–	2	1
513	62	–	–	21	26	22	–	22	–	20	–	7.3	36400	–	2	...	...	...	–	–	–	2	1	1
514	29	–	–	7	38	12	–	12	–	10	–	8.0	38100	–	2	...	...	...	–	–	–	–	–	–
515	52	–	–	17	15	21	–	21	–	20	–	7.4	35900	–	1	...	...	...	–	–	–	5	1	1
516	63	–	–	24	19	25	–	25	–	22	–	7.0	27800	–	3	...	...	...	–	–	–	5	2	–
517	77	–	–	22	16	28	–	28	–	24	–	6.5	20000	–	4	...	...	...	–	–	–	–	1	1
518	12	–	–	17	8	7	–	7	–	7	–	6.7	20200	–	–	–	–	–	–	–	–	3	1	–
519	92	–	–	26	8	33	–	19	–	21	–	6.0	21500	–	12	–	4.5	86	–	–	–	2	4	–
520	71	–	–	31	6	25	–	25	–	23	–	7.4	36000	–	2	...	...	...	–	–	–	4	1	–
17	3324	–	–	28	18	1202	–	1082	46	1004	–	7.1	31300	–	166	–	4.9	105	–	11	11	181	83	29
101	282	–	–	30	13	96	–	89	–	84	–	6.6	26300	–	11	–	5.5	112	–	2	2	14	5	2
102	57	–	–	33	7	20	–	20	–	17	–	6.0	16400	–	2	...	...	...	–	–	–	1	4	–
103	5	–	60	–	–	1	...	...	...	...	...	...	...	–	...	...	...	...	–	...	...	...	...	...
105	65	–	–	29	14	22	–	22	–	19	–	6.6	19900	–	3	...	...	...	–	–	–	–	2	–
106	72	–	–	36	13	23	–	23	–	21	–	6.0	18000	–	2	...	...	...	–	1	1	1	1	–
107	82	–	–	29	21	30	–	30	–	28	–	6.6	21300	–	2	...	...	...	–	–	–	6	4	–
108	62	–	–	36	11	16	–	16	–	14	–	6.6	22700	–	2	...	...	...	–	1	1	1	–	–
110	41	–	–	27	17	13	–	13	–	12	–	5.9	18800	–	1	...	...	...	–	–	–	–	–	–
111	41	–	–	12	17	17	–	17	–	15	–	6.1	19200	–	2	...	...	...	–	–	–	1	3	1
112	98	–	–	22	32	42	–	42	–	37	–	7.2	32800	–	2	...	...	...	–	–	–	7	2	–
113	42	–	–	26	10	17	–	17	–	15	–	6.3	30800	–	–	–	–	–	–	–	–	2	1	–
114#	83	1	–	30	21	29	–	26	–	23	–	7.6	33500	–	6	–	5.3	128	–	–	–	5	3	–
115	53	–	–	21	21	21	–	21	–	20	–	6.8	20100	–	1	...	...	...	–	–	–	3	2	–
116	48	–	–	17	27	19	–	19	–	18	–	6.6	19100	–	1	...	...	...	–	–	–	5	1	1
117	79	–	–	28	27	30	–	26	–	26	–	7.2	29300	–	4	...	...	...	–	–	–	7	2	–
201#	90	–	–	13	40	44	–	36	–	31	–	5.9	13500	–	10	–	4.5	82	–	1	1	13	5	4
202	66	–	–	21	35	30	–	26	–	24	–	6.6	16800	–	6	–	4.7	88	–	–	–	13	–	1
203	257	–	–	26	23	97	–	74	–	65	–	6.8	23100	–	29	–	5.1	107	–	2	2	13	12	6
204	56	–	–	14	50	27	–	26	–	24	–	7.0	29500	–	3	...	...	...	–	–	–	9	–	–
205	36	–	–	8	47	19	–	19	–	17	–	6.5	20100	–	1	...	...	...	–	–	–	7	1	–
206	28	–	–	7	39	14	–	9	–	11	–	7.1	23500	–	2	...	...	...	–	–	–	3	1	3

Table 2. **Characteristics of Housing Units and Population, by Blocks: 1970**—Con.

Wake County, N.C.

[Data exclude vacant seasonal and vacant migratory housing units. For minimum base for derived figures (percent, average, etc.) and meaning of symbols, see text]

Blocks Within Census Tracts	Total population	Percent of total population				Year-round housing units				Occupied housing units													
								Units in—		Owner					Renter					1.01 or more persons per room				
	Total population	Negro	In group quarters	Under 18 years	62 years and over	Total	Lacking some or all plumbing facilities	One-unit structures	Structures of 10 or more units	Total	Lacking some or all plumbing facilities	Average number of rooms	Average value (dollars)	Percent Negro	Total	Lacking some or all plumbing facilities	Average number of rooms	Average contract rent (dollars)	Percent Negro	Total	With all plumbing facilities	One-person households	With female head of family	With roomers, boarders, or lodgers
207	56	–	–	14	38	29	–	26	–	23	–	7.0	28800	–	4	...	...	...	–	–	–	7	4	–
208	71	1	–	20	28	29	–	29	–	27	–	8.1	45700	–	1	...	...	...	...	–	–	4	4	–
210	207	1	–	28	18	71	–	69	–	64	–	7.5	37300	–	3	...	...	...	...	–	–	6	3	–
211	33	–	–	6	61	18	–	18	–	15	–	6.7	24800	–	2	...	...	...	–	–	–	4	2	2
212	21	–	–	14	33	10	–	10	–	10	–	6.7	28300	–	–	–	–	–	–	–	–	3	–	–
213	25	–	–	28	16	9	–	9	–	8	–	8.0	41300	–	1	...	...	...	–	–	–	1	–	–
214	25	–	–	20	16	10	–	10	–	10	–	6.5	27100	–	–	–	–	–	–	–	–	2	–	–
215	80	3	–	29	13	25	–	24	–	22	–	7.7	40100	–	3	...	...	...	...	–	–	4	–	–
216	101	–	–	34	11	31	–	31	–	30	–	6.7	26100	–	1	...	...	...	–	–	–	4	1	2
217	51	–	–	20	16	19	–	14	–	13	–	7.0	30800	–	6	–	4.2	95	–	–	–	2	2	4
301	175	1	–	38	5	72	–	19	46	18	–	8.2	42300	–	49	–	3.9	98	–	3	3	23	11	2
302	19	–	–	47	–	4	...	...	...	...	...	...	...	–	...	...	...	...	–	...	...	...	...	...
305	30	–	–	30	10	9	–	9	–	9	–	7.6	42200	–	–	–	–	–	–	–	–	–	–	–
306	34	–	–	29	15	12	–	12	–	12	–	7.5	37300	–	–	–	–	–	–	–	–	–	2	–
307	22	–	–	23	18	9	–	9	–	7	–	7.6	38900	–	1	...	...	...	–	–	–	–	–	–
308	26	–	–	42	19	7	–	7	–	7	–	8.1	51300	–	–	–	–	–	–	–	–	–	1	–
309	44	–	–	32	–	13	–	13	–	13	–	7.5	37500	–	–	–	–	–	–	–	–	–	–	–
310	38	–	–	18	29	14	–	14	–	14	–	6.9	40000	–	–	–	–	–	–	–	–	–	–	–
311	71	–	–	21	11	24	–	24	–	24	–	7.6	46900	–	–	–	–	–	–	–	–	1	–	–
312	32	3	–	19	16	14	–	13	–	12	–	8.3	50200	–	1	...	...	...	...	–	–	2	2	–
314	84	–	–	26	13	28	–	28	–	27	–	7.5	39500	–	1	...	...	...	–	–	–	2	–	1
316	83	–	–	45	5	22	–	22	–	22	–	8.4	46800	–	–	–	–	–	–	–	–	2	–	–
317	63	–	–	40	5	17	–	17	–	17	–	7.2	37500	–	–	–	–	–	–	1	1	–	1	–
318	76	–	–	30	9	23	–	23	–	22	–	7.9	40800	–	–	–	–	–	–	–	–	1	–	–
319	62	–	–	37	–	16	–	16	–	16	–	8.9	55500	–	–	–	–	–	–	–	–	–	–	–
320	60	–	–	52	2	14	–	14	–	13	–	9.5	57300	–	–	–	–	–	–	–	–	–	–	–
321	92	–	–	38	4	26	–	26	–	25	–	8.2	42700	–	1	...	...	...	–	–	–	2	1	–
18	5436	1	3	25	16	2120	7	1488	36	1006	4	5.7	14400	–	1050	1	4.3	94	–	58	58	411	217	32
103	4	...	...	...	...	2	...	...	...	...	...	...	...	...	...	...	...	...	...	...	...	...	...	...
107	244	–	2	29	10	89	–	60	–	51	–	5.1	12400	–	34	–	4.3	83	–	3	3	19	12	–
108	150	–	–	21	15	62	–	44	1	39	–	4.9	11100	–	22	–	3.5	79	–	2	2	15	4	1
109#	42	–	–	36	5	17	–	17	–	7	–	4.1	8000	–	10	–	4.8	72	–	3	3	6	2	–
110	71	–	–	18	18	36	–	31	–	21	–	5.3	11400	–	10	–	4.9	82	–	–	–	8	3	1
111	78	–	–	22	6	30	–	22	–	13	–	4.6	9600	–	16	–	4.3	83	–	2	2	7	1	–
113	99	–	–	23	24	42	–	42	–	23	–	5.1	9800	–	17	–	4.4	64	–	4	4	8	6	–
201	137	–	–	39	9	42	–	37	–	23	–	5.0	9600	–	19	–	5.1	76	–	3	3	5	4	–
202	80	–	–	19	19	32	–	30	–	26	–	5.7	11100	–	5	–	5.4	87	–	–	–	6	6	–
203	93	–	–	25	20	38	–	30	–	22	–	5.6	13400	–	12	–	4.5	83	–	1	1	7	4	–
204	6	–	–	50	–	1	...	...	...	...	...	...	...	–	...	...	...	...	–	...	...	...	...	...
205	41	–	–	10	42	19	–	19	–	15	–	5.9	12800	–	3	...	...	...	–	–	–	3	–	–
206	50	–	–	10	16	18	–	15	–	14	–	6.0	14000	–	3	...	...	...	–	–	–	2	3	2
207#	55	–	–	24	22	22	–	15	–	16	–	6.1	15500	–	6	–	4.3	88	–	–	–	4	5	–
208	68	–	–	24	18	32	–	19	–	18	–	6.2	15900	–	13	–	3.9	88	–	–	–	11	4	–
209	57	–	–	18	12	26	–	26	–	18	–	5.3	11900	–	7	–	5.3	105	–	–	–	9	3	1
210	35	–	–	11	20	16	–	13	–	6	–	5.2	10400	–	9	–	4.2	77	–	1	1	4	2	–
212	50	–	–	24	30	22	–	17	–	12	–	7.4	17500	–	9	–	5.6	86	–	–	–	7	4	–
301	17	–	–	12	29	10	–	4	–	3	...	...	...	–	7	–	5.3	94	–	–	–	5	–	–
302	36	–	–	17	17	17	–	8	–	6	–	7.5	20200	–	10	–	3.6	94	–	1	1	4	2	1
303	34	–	–	29	27	13	–	11	–	9	–	6.2	15400	–	3	...	...	...	–	–	–	3	–	–
304	54	–	–	37	20	18	–	17	–	15	–	7.3	17000	–	3	...	...	...	–	–	–	4	–	–
305	47	–	–	32	4	17	–	5	10	2	...	...	...	–	15	–	4.2	112	–	–	–	3	2	–
306	23	–	–	13	44	10	–	10	–	8	–	6.5	18900	–	2	...	...	...	–	–	–	1	3	1
307	69	–	–	26	25	30	1	21	–	16	1	6.8	15400	–	12	–	5.1	104	–	–	–	7	4	1
308	47	–	–	26	30	20	–	16	–	16	–	6.5	14700	–	4	...	...	...	–	–	–	5	4	1
309	38	–	–	16	40	19	–	17	–	13	–	6.2	11900	–	6	–	5.2	...	–	–	–	6	–	–
310	93	–	–	15	39	40	–	39	–	32	–	6.0	12600	–	8	–	5.1	96	–	–	–	9	6	1
311	27	–	–	11	41	11	–	11	–	8	–	6.1	13800	–	3	...	...	...	–	–	–	3	3	–
312	37	–	–	27	32	14	1	14	–	10	1	6.4	14400	–	4	...	...	...	–	–	–	2	2	–
401	40	–	–	28	20	17	–	12	–	8	–	5.8	12100	–	7	–	5.0	92	–	–	–	4	1	–
402	127	–	–	24	17	57	2	36	–	27	–	5.7	10400	–	26	–	4.3	86	–	2	2	14	4	–
403	103	–	–	19	24	41	–	38	–	26	–	5.4	9600	–	15	–	4.9	75	–	1	1	9	5	–
404	36	–	–	19	17	14	1	14	–	12	1	5.0	11300	–	2	...	...	...	–	–	–	1	1	–
405	70	–	–	20	19	29	1	23	–	18	1	5.5	13300	–	11	–	4.6	80	–	1	1	6	3	–
406	22	–	–	14	18	9	–	8	–	5	–	5.4	12300	–	4	...	...	...	–	–	–	1	1	–
407	40	–	–	18	33	17	–	17	–	14	–	5.9	13000	–	3	...	...	...	–	–	–	3	2	–
408	67	–	–	22	30	29	–	21	–	18	–	6.2	13600	–	10	–	4.6	92	–	–	–	8	3	–
409	67	–	–	16	39	32	–	28	–	25	–	5.9	16000	–	7	–	4.3	94	–	–	–	9	5	–
410	62	–	–	24	29	25	–	13	–	13	–	6.5	16800	–	11	–	5.2	104	–	1	1	4	3	1
411	30	–	–	27	20	12	–	10	–	10	–	6.7	20000	–	2	...	...	...	–	–	–	3	–	–
412	68	2	–	18	21	35	–	22	–	15	–	5.8	17100	–	17	–	4.1	97	–	–	–	9	1	1
501	56	–	–	7	14	31	–	14	3	12	–	6.8	21600	–	19	–	3.8	114	–	–	–	11	–	–
502	144	–	–	16	6	70	–	14	5	11	–	6.5	20200	–	59	–	4.2	125	–	–	–	20	5	1
503	50	–	–	10	28	24	–	22	–	19	–	6.3	15000	–	5	–	4.0	89	–	–	–	5	1	–
504	115	–	–	30	6	47	–	31	–	14	–	4.4	11600	–	33	–	4.0	77	–	2	2	8	5	–
505	32	–	–	31	3	14	–	6	–	–	–	–	–	–	14	–	4.1	77	–	–	–	3	3	–
506	116	–	–	28	4	50	1	21	–	–	–	–	–	–	50	1	3.8	73	–	1	1	14	5	–
507	51	–	–	28	–	23	–	11	1	–	–	–	–	–	23	–	3.9	75	–	1	1	6	5	–
508	248	–	–	33	7	95	–	58	–	19	–	6.0	24400	–	72	–	4.0	78	–	2	2	13	13	2
509	65	–	–	31	8	22	–	21	–	16	–	6.1	15500	–	5	–	5.0	83	–	–	–	1	1	1
510	155	–	–	32	9	45	–	45	–	41	–	7.2	29200	–	2	...	...	...	–	2	2	2	1	–
601	234	–	–	35	3	83	–	26	2	15	–	6.3	24300	–	66	–	4.4	152	–	4	4	10	11	–
602	158	–	–	30	7	66	–	37	–	10	–	4.6	10300	–	54	–	4.1	86	–	4	4	13	9	–
603	184	2	–	24	5	82	–	39	3	5	–	4.4	10800	–	74	–	4.2	102	3	2	2	16	10	2
604	109	–	–	32	6	39	–	24	–	8	–	6.0	11900	–	29	–	4.3	84	–	1	1	3	4	–
605	59	–	–	29	9	23	–	22	–	12	–	4.6	9400	–	10	–	3.9	81	–	1	1	4	2	–
606	206	18	76	7	71	19	–	7	–	5	–	5.8	...	–	14	–	4.1	77	7	1	1	3	2	–
607	70	–	–	36	3	26	–	26	–	15	–	4.7	11300	–	9	–	4.2	81	–	2	2	2	3	–
608	72	–	–	36	3	23	–	22	–	19	–	5.5	11100	–	3	...	...	...	–	–	–	2	2	–
609	59	–	–	22	12	21	–	21	–	14	–	4.5	13800	–	7	–	3.9	97	–	2	2	1	1	–

[Data exclude vacant seasonal and vacant migratory housing units. For minimum base for derived figures (percent, average, etc.) and meaning of symbols, see text]

Blocks Within Census Tracts	Total population	Percent of total population: Negro	In group quarters	Under 18 years	62 years and over	Year-round housing units: Total	Lacking some or all plumbing facilities	Units in—: One-unit structures	Structures of 10 or more units	Occupied housing units: Owner: Total	Lacking some or all plumbing facilities	Average number of rooms	Average value (dollars)	Percent Negro	Renter: Total	Lacking some or all plumbing facilities	Average number of rooms	Average contract rent (dollars)	Percent Negro	1.01 or more persons per room: Total	With all plumbing facilities	One-person households	With female head of family	With roomers, boarders, or lodgers
610	56	-	-	41	4	15	-	15	-	7	-	5.1	14500	-	8	-	4.6	103	-	3	3	1	-	-
611	278	-	-	23	11	102	-	73	5	49	-	5.3	12500	-	50	-	4.4	114	-	2	2	10	5	6
613	79	-	-	10	23	38	-	29	2	24	-	5.7	13100	-	13	-	3.8	111	-	-	-	9	2	3
614	226	-	-	32	4	80	-	50	4	36	-	5.5	14900	-	43	-	4.0	88	-	2	2	10	9	5
19	4744	1	-	37	4	1417	2	1328	2	1109	2	5.7	17400	-	298	-	4.6	109	2	51	51	73	113	19
101	440	-	-	45	1	117	-	117	-	102	-	5.8	18600	-	15	-	5.7	145	-	6	6	-	9	1
102	283	6	-	36	5	87	-	83	-	67	-	5.1	13500	-	18	-	4.6	106	33	5	5	5	4	-
103	71	-	-	38	6	21	-	21	-	17	-	5.1	13000	-	4	...	...	...	-	1	1	1	-	-
104	116	-	-	33	3	37	-	37	-	29	-	5.1	13300	-	8	-	4.6	115	-	1	1	5	-	-
105	109	-	-	47	1	27	-	27	-	22	-	6.3	20200	-	5	-	5.2	143	-	2	2	-	2	-
106	155	-	-	50	1	36	-	36	-	34	-	6.1	20000	-	2	...	...	...	-	2	2	-	1	-
108	85	-	-	41	1	25	-	25	-	20	-	5.3	15300	-	5	-	5.0	108	-	1	1	2	-	-
109	10	-	-	30	-	3	...	...	...	...	...	...	...	-	...	...	...	...	-	...	...	...	...	...
110	39	-	-	36	-	11	-	11	-	9	-	4.8	12900	-	2	...	...	...	-	1	1	-	1	-
111	93	-	-	48	2	25	-	25	-	21	-	5.6	16000	-	4	...	...	...	-	1	1	-	4	-
112	88	-	-	42	2	24	-	24	-	21	-	5.4	15500	-	3	...	...	...	-	-	-	-	3	1
113	74	-	-	43	-	21	-	21	-	19	-	5.8	17800	-	2	...	...	...	-	-	-	-	1	-
114	70	-	-	41	3	18	-	18	-	16	-	5.5	17700	-	2	...	...	...	-	2	2	-	3	-
115	93	-	-	41	-	23	-	23	-	22	-	6.4	19300	-	1	...	...	...	-	-	-	-	-	-
116	68	-	-	43	2	16	-	16	-	14	-	5.9	19800	-	2	...	...	...	-	-	-	-	-	-
117	51	-	-	49	-	13	-	13	-	10	-	6.2	22500	-	3	...	...	...	-	-	-	-	-	-
118	99	-	-	41	5	27	-	27	-	25	-	6.2	19500	-	2	...	...	...	-	-	-	3	2	-
119	37	-	-	27	3	13	-	3	-	3	...	...	...	-	10	-	4.2	113	-	-	-	-	2	-
201	4	...	...	...	...	4	...	...	...	...	...	...	...	...	...	...	...	...	...	...	...	...	...	...
202	59	-	-	48	2	16	-	16	-	14	-	5.9	18700	-	2	...	...	...	-	1	1	2	1	-
203	78	-	-	39	5	21	-	21	-	21	-	6.8	24600	-	-	-	-	-	-	-	-	-	1	-
204	81	-	-	41	9	21	-	21	-	21	-	7.4	33800	-	-	-	-	-	-	-	-	-	2	-
206	54	-	-	15	11	20	-	20	-	20	-	7.2	36600	-	-	-	-	-	-	-	-	2	-	1
207	17	-	-	35	6	5	-	4	-	5	-	8.2	...	-	-	-	-	-	-	-	-	1	-	-
208	119	-	-	40	2	32	-	32	-	30	-	6.7	26400	-	2	...	...	...	-	-	-	-	1	1
209	74	-	-	38	5	23	-	23	-	21	-	7.7	29900	-	1	...	...	...	-	-	-	1	1	-
210	79	-	-	35	6	21	-	21	-	18	-	7.6	26700	-	3	...	...	...	-	-	-	-	-	-
211	59	-	-	27	10	19	-	19	-	17	-	7.3	26900	-	2	...	...	...	-	-	-	1	1	-
213	22	5	-	23	23	8	-	8	-	7	-	6.7	17700	-	1	...	...	...	...	-	-	2	1	-
214	60	-	-	32	7	23	-	5	-	6	-	5.7	...	-	16	-	3.9	85	-	1	1	2	6	5
215	85	-	-	29	5	27	-	12	-	13	-	6.8	16000	-	14	-	4.1	85	-	1	1	1	6	2
216	25	-	-	32	-	8	1	8	-	7	1	6.1	14800	-	1	...	...	...	-	-	-	1	-	-
217#	61	-	-	34	5	18	-	18	-	13	-	5.6	13600	-	5	-	4.8	112	-	1	1	2	2	-
218#	44	-	-	25	16	17	-	17	-	12	-	5.7	14200	-	5	-	6.0	102	-	-	-	2	1	-
219	63	-	-	30	2	21	-	21	-	19	-	5.3	13200	-	2	...	...	...	-	-	-	1	2	-
301	67	-	-	28	6	21	-	21	-	19	-	5.4	13800	-	2	...	...	...	-	1	1	2	-	-
302	76	-	-	43	3	23	-	23	-	16	-	5.8	17600	-	6	-	4.8	111	-	-	-	-	4	-
303	124	-	-	36	4	36	-	36	-	31	-	5.7	18600	-	5	-	4.6	112	-	2	2	2	3	-
304	119	-	-	29	3	39	-	39	-	30	-	4.8	12600	-	9	-	4.8	108	-	-	-	3	7	1
305#	118	-	-	31	6	38	-	35	-	29	-	5.2	12900	-	8	-	4.3	76	-	1	1	1	3	1
306	87	-	-	35	5	29	1	29	-	22	1	4.9	13600	-	6	-	4.7	111	-	2	2	1	4	-
307	163	-	-	39	2	44	-	44	-	43	-	5.1	12900	-	1	...	...	...	-	6	6	-	3	-
308	42	-	-	41	2	10	-	10	-	9	-	6.0	18600	-	1	...	...	...	-	1	1	-	1	-
309	170	-	-	26	3	69	-	31	2	16	-	5.3	17300	-	52	-	3.9	110	-	1	1	9	6	1
310	52	-	-	42	4	13	-	13	-	13	-	5.6	16800	-	-	-	-	-	-	1	1	-	-	-
311	48	-	-	31	6	15	-	15	-	12	-	5.7	14800	-	3	...	...	...	-	-	-	-	1	-
312#	55	-	-	33	2	19	-	19	-	13	-	5.0	12800	-	6	-	4.3	85	-	-	-	2	2	-
313	289	-	-	37	6	89	-	89	-	66	-	5.0	12700	-	23	-	4.4	105	-	2	2	7	7	2
314	66	-	-	33	3	20	-	20	-	11	-	4.5	10600	-	9	-	4.2	93	-	2	2	-	2	1
315	33	-	-	30	12	12	-	12	-	10	-	4.2	13500	-	2	...	...	...	-	1	1	1	3	-
316	43	-	-	33	5	14	-	14	-	13	-	4.8	12300	-	1	...	...	...	-	1	1	2	1	-
317	45	-	-	33	11	16	-	16	-	12	-	4.2	11300	-	4	...	...	...	-	1	1	3	1	1
318#	72	-	-	25	14	29	-	29	-	22	-	4.5	11600	-	6	-	4.2	82	-	-	-	3	5	-
319	22	-	-	36	-	8	-	8	-	4	...	...	...	-	4	...	...	...	-	-	-	1	2	-
321	88	15	-	39	11	25	-	25	-	19	-	4.6	12800	11	6	-	4.0	97	-	3	3	-	1	1
20.01	1210	6	8	31	9	390	4	232	4	173	1	6.1	23100	-	206	1	4.6	101	4	15	15	43	44	12
101	451	9	21	31	11	123	-	71	3	52	-	6.5	25800	-	67	-	4.8	132	-	3	3	11	6	3
102	17	-	-	47	6	4	...	...	...	...	...	...	...	-	...	...	...	...	-	...	...	...	...	...
103	22	-	-	32	5	6	-	6	-	5	-	7.6	40000	-	1	...	...	...	-	-	-	-	-	-
104	150	-	-	24	10	51	-	51	-	45	-	6.2	26900	-	6	-	5.3	119	-	1	1	2	3	1
108	97	-	-	43	1	28	-	12	-	5	-	6.6	22500	-	23	-	5.0	135	-	2	2	2	4	-
110	38	-	-	32	13	13	-	13	-	13	-	6.2	21600	-	-	-	-	-	-	-	-	3	-	-
111	44	-	-	36	2	16	-	13	-	11	-	6.0	16500	-	4	...	...	...	-	-	-	1	2	1
112	30	-	-	27	20	12	2	8	-	6	1	4.2	8800	-	6	1	4.5	99	-	1	1	4	2	1
113	47	-	-	13	15	20	-	17	-	10	-	4.7	10900	-	10	-	4.4	94	-	1	1	3	1	-
114	20	-	-	30	10	8	-	8	-	7	-	5.9	20000	-	1	...	...	...	-	-	-	1	2	-
115	49	-	-	27	6	22	2	12	-	10	-	5.5	13300	-	10	-	4.1	60	-	1	1	4	4	-
116#	23	-	-	30	13	6	-	3	-	1	...	...	...	-	5	-	4.0	61	-	2	2	-	3	3
117	20	-	-	40	-	7	-	4	-	2	...	...	...	-	5	-	4.4	72	-	-	-	2	1	1
119	131	-	-	32	9	49	-	7	-	2	...	...	...	-	45	-	4.6	73	-	2	2	9	7	-
120	2	...	...	...	...	1	...	...	...	...	...	...	...	...	...	...	...	...	...	...	...	...	...	...
122	69	38	-	44	6	24	-	3	1	-	-	-	-	-	22	-	4.0	70	36	2	2	1	8	2
20.02	5580	19	-	43	3	1645	3	1439	18	1109	1	5.5	17100	12	437	1	4.8	102	17	132	132	85	124	20
101	164	-	-	42	4	51	-	47	-	40	-	5.8	17600	-	10	-	4.7	117	-	1	1	5	7	-
102	49	-	-	39	4	15	-	15	-	15	-	5.9	19300	-	-	-	-	-	-	1	1	-	2	-
103	172	-	-	44	1	47	-	47	-	42	-	5.8	18400	-	4	...	...	...	-	6	6	2	4	2
104	94	-	-	42	6	26	-	26	-	25	-	6.0	18500	-	1	...	...	...	-	-	-	1	1	-
105	48	-	-	46	4	12	-	12	-	10	-	6.1	24400	-	2	...	...	...	-	1	1	-	1	-
106	64	-	-	33	9	18	-	18	-	17	-	6.0	17900	-	1	...	...	...	-	1	1	-	-	-
107	280	-	-	43	2	80	-	80	-	69	-	5.9	17700	-	9	-	5.8	129	-	1	1	1	4	1
108	126	-	-	48	2	33	-	33	-	26	-	5.3	16300	-	6	-	5.3	131	-	3	3	-	1	-

Table 2. **Characteristics of Housing Units and Population, by Blocks: 1970**—Con.

Wake County, N.C.

[Data exclude vacant seasonal and vacant migratory housing units. For minimum base for derived figures (percent, average, etc.) and meaning of symbols, see text]

Blocks Within Census Tracts	Total population	Percent of total population				Year-round housing units				Occupied housing units													
								Units in—		Owner					Renter					1.01 or more persons per room				
	Total population	Negro	In group quarters	Under 18 years	62 years and over	Total	Lacking some or all plumbing facilities	One-unit structures	Structures of 10 or more units	Total	Lacking some or all plumbing facilities	Average number of rooms	Average value (dollars)	Percent Negro	Total	Lacking some or all plumbing facilities	Average number of rooms	Average contract rent (dollars)	Percent Negro	Total	With all plumbing facilities	One-person households	With female head of family	With roomers, boarders, or lodgers
109	58	–	–	47	3	14	–	13	–	13	–	5.6	17600	–	1	...	...	...	–	–	–	–	–	–
110	62	–	–	52	–	14	–	14	–	13	–	5.7	17300	–	1	...	...	...	–	1	1	–	–	–
111	112	–	–	40	2	31	–	31	–	22	–	5.3	15800	–	9	–	5.1	129	–	2	2	1	1	–
112	109	–	–	39	3	34	–	34	–	26	–	5.5	16500	–	7	–	5.4	128	–	–	–	2	2	–
114	67	–	–	45	3	18	–	18	–	14	–	5.6	16900	–	4	...	...	...	–	2	2	1	–	–
115	69	–	–	41	1	21	–	21	–	18	–	5.2	15300	–	3	...	...	...	–	2	2	1	–	–
116	92	–	–	38	7	27	–	27	–	26	–	5.8	18300	–	1	...	...	...	–	–	–	2	2	1
117	64	–	–	34	–	21	–	21	–	19	–	5.4	14700	–	2	...	...	...	–	1	1	2	–	–
201	348	–	2	33	3	117	1	93	11	87	–	5.7	16200	–	26	–	4.3	104	–	3	3	10	2	1
202#	105	–	–	44	6	29	–	29	–	21	–	5.2	14700	–	8	–	5.1	126	–	2	2	1	1	–
203	71	–	–	42	1	20	–	20	–	18	–	5.2	15100	–	2	...	...	...	–	1	1	1	–	–
204	66	–	–	44	2	17	–	17	–	16	–	5.6	18800	–	1	...	...	...	–	1	1	–	–	–
205	151	–	–	40	3	46	–	46	–	42	–	5.9	21100	–	3	...	...	...	–	2	2	1	2	–
207	86	–	–	48	–	22	–	22	–	21	–	5.5	18400	–	1	...	...	...	–	2	2	–	–	–
208	68	–	–	38	6	20	–	19	–	18	–	5.7	21200	–	2	...	...	...	–	1	1	1	–	–
209	399	–	–	42	–	114	–	114	–	107	–	5.6	18800	–	5	–	5.8	...	–	1	1	–	1	–
210	218	2	–	34	8	77	–	67	–	57	–	5.4	15900	2	14	–	3.8	98	–	3	3	9	4	–
211	356	3	–	44	1	104	–	37	7	20	–	5.6	19500	5	79	–	5.1	125	1	7	7	7	10	2
212	164	9	–	31	2	72	2	16	–	9	1	5.8	15100	44	53	1	4.0	93	–	2	2	12	8	2
213	79	19	–	32	1	33	–	11	–	5	–	5.4	12800	100	25	–	3.7	116	–	2	2	3	3	4
214	43	56	–	47	5	13	–	13	–	6	–	5.7	15200	50	5	–	5.2	...	40	3	3	–	–	–
215	41	59	–	49	–	12	–	12	–	8	–	5.5	13800	63	2	...	...	...	...	2	2	–	–	–
216	59	51	–	51	–	21	–	21	–	14	–	5.7	13400	36	2	...	...	...	...	2	2	3	1	–
217	79	61	–	41	8	20	–	19	–	15	–	5.1	15900	60	3	...	...	...	...	5	5	–	6	1
218	151	21	–	42	1	51	–	37	–	28	–	5.7	16900	32	17	–	4.6	117	6	1	1	3	2	–
219	960	87	–	59	2	211	–	210	–	106	–	5.3	17400	78	78	–	5.3	59	85	60	60	2	35	3
220	73	30	–	47	4	21	–	21	–	7	–	5.3	16400	14	13	–	4.8	86	31	1	1	–	7	1
221	22	–	–	23	5	11	–	11	–	7	–	4.4	14100	–	1	...	...	...	–	–	–	–	–	–
222	80	21	–	36	6	27	–	27	–	20	–	5.2	15900	25	3	...	...	...	...	1	1	1	4	–
223	73	14	–	40	4	23	–	23	–	17	–	5.1	15400	18	3	...	...	...	...	2	2	–	4	–
224	40	–	–	30	10	15	–	15	–	13	–	4.9	14300	–	1	...	...	...	–	–	–	2	1	1
225	42	–	–	36	5	16	–	16	–	11	–	4.5	12800	–	3	...	...	...	–	–	–	1	1	–
226	33	–	–	21	9	16	–	16	–	10	–	4.4	11000	–	4	...	...	...	–	–	–	2	3	–
227	143	–	–	26	2	55	–	50	–	31	–	4.6	11800	–	22	–	4.0	82	–	6	6	8	4	1
21.01	5014	68	6	42	4	1283	8	1225	–	1024	5	5.7	15300	67	225	3	5.0	86	56	130	129	52	108	24
101	80	100	–	46	9	19	–	19	–	18	–	5.3	11800	100	1	...	...	...	...	3	3	1	3	–
102	75	100	–	29	11	22	–	22	–	21	–	5.7	14000	100	1	...	...	...	...	–	–	1	4	2
103	57	100	–	28	2	17	1	17	–	17	1	5.5	11500	100	–	–	–	–	–	2	2	1	–	–
104	82	100	10	35	6	19	–	19	–	15	–	5.5	12500	100	3	...	...	...	...	3	3	–	1	–
105	94	100	–	31	7	24	–	24	–	22	–	5.4	14700	100	2	...	...	...	...	4	4	–	3	1
106	170	95	–	38	3	47	–	38	–	27	–	5.5	12600	96	19	–	4.5	75	95	6	6	3	8	1
107	116	100	–	31	7	31	–	31	–	28	–	5.9	11900	100	3	...	...	...	...	2	2	–	2	–
108	58	100	–	36	2	16	–	16	–	16	–	5.8	13000	100	–	–	–	–	–	1	1	1	–	3
109	49	100	–	45	4	13	–	13	–	12	–	6.4	18600	100	–	–	–	–	–	1	1	–	1	–
110	56	100	–	34	2	14	–	14	–	13	–	5.7	14100	100	1	...	...	...	...	1	1	–	3	1
111	105	100	7	32	7	24	–	24	–	24	–	5.8	12600	100	–	–	–	–	–	2	2	–	2	2
112	109	100	–	34	4	31	–	31	–	27	–	5.7	13500	100	4	...	...	...	...	3	3	2	1	–
113	152	96	–	41	5	40	–	40	–	35	–	5.7	12900	97	4	...	...	...	...	4	4	2	3	2
114	164	100	–	40	4	40	–	40	–	34	–	5.8	12900	100	6	–	5.7	83	100	5	5	2	4	2
201	13	–	–	23	23	5	–	3	–	3	...	...	...	–	2	...	...	...	–	–	–	–	2	–
202	40	–	–	30	10	15	–	8	–	5	–	4.4	12300	–	10	–	4.3	87	–	–	–	2	1	–
203	17	–	–	24	18	7	–	7	–	5	–	5.2	14800	–	1	...	...	...	–	–	–	–	–	–
204	24	8	–	25	8	10	1	8	–	7	1	5.9	12000	14	2	...	...	...	...	–	–	–	3	–
205	48	–	–	42	–	15	–	9	–	1	...	...	...	–	13	–	4.3	82	–	3	3	–	–	–
206	30	–	–	37	7	10	–	10	–	5	–	4.6	12300	–	5	–	4.4	...	–	1	1	2	–	–
207	45	–	–	33	–	13	–	12	–	10	–	5.6	13200	–	3	...	...	...	–	–	–	1	–	–
208	97	–	–	41	3	24	–	24	–	18	–	5.4	13500	–	5	–	5.2	125	–	2	2	–	2	–
209	87	–	–	38	7	25	–	25	–	23	–	5.4	14300	–	1	...	...	...	–	2	2	–	–	–
210	102	–	–	45	1	26	–	26	–	21	–	5.8	14800	–	5	–	5.4	115	–	3	3	–	3	1
211	87	–	–	49	2	23	–	23	–	18	–	5.4	14700	–	2	...	...	...	–	3	3	–	–	–
212	95	–	–	46	1	25	–	25	–	23	–	5.5	15100	–	1	...	...	...	–	3	3	–	1	–
213	96	–	–	47	2	23	–	23	–	22	–	5.5	15300	–	1	...	...	...	–	2	2	–	–	–
901	1216	53	–	42	4	329	4	326	–	281	1	5.8	17100	53	37	3	5.2	95	38	31	30	11	17	2
902	332	74	82	73	2	22	1	18	–	11	1	5.3	15000	18	9	–	4.2	63	33	2	2	4	4	1
904	38	–	–	24	5	15	–	6	–	4	...	...	...	–	10	–	4.0	89	–	1	1	–	–	1
905	47	–	–	30	15	16	–	14	–	14	–	5.5	14000	–	2	...	...	...	–	–	–	1	1	1
906	503	89	–	41	6	137	1	124	–	80	1	5.8	14800	80	53	–	4.7	75	93	21	21	12	24	1
907	352	97	–	37	5	94	–	94	–	82	–	6.0	15300	99	11	–	6.6	117	91	4	4	4	10	1
908	28	100	–	29	4	10	–	10	–	10	–	5.5	17300	100	–	–	–	–	–	1	1	–	1	–
909#	131	100	–	49	2	34	–	34	–	26	–	7.3	26100	100	6	–	6.3	91	100	3	3	2	3	–
911	84	100	–	41	1	22	–	22	–	22	–	5.6	17100	100	–	–	–	–	–	2	2	–	1	2
912	60	100	–	50	2	10	–	10	–	10	–	5.6	17200	100	–	–	–	–	–	3	3	–	–	–
913	75	100	–	49	–	16	–	16	–	14	–	4.9	15900	100	2	...	...	...	...	6	6	–	–	–
21.02	1290	90	–	44	3	344	5	274	5	127	2	6.2	18300	85	205	3	4.5	72	88	53	52	12	59	2
101	295	70	–	42	3	85	3	70	3	44	1	5.8	16400	68	36	2	4.5	67	67	9	8	6	11	–
103	5	–	–	20	20	2	...	...	...	...	...	...	...	–	...	...	...	...	–	...	...	...	...	...
105†	†	†	†	†	†	†	†	†	†	†	†	†	†	†	†	†	†	†	†	†	†	†	†	†
106†	†	†	†	†	†	†	†	†	†	†	†	†	†	†	†	†	†	†	†	†	†	†	†	†
107	83	100	–	41	1	21	–	19	–	18	–	6.9	17400	100	2	...	...	...	...	2	2	–	2	–
109	8	100	–	50	–	2	...	...	...	...	...	...	...	...	...	...	...	...	...	...	...	...	...	...
110†	†	†	†	†	†	†	†	†	†	†	†	†	†	†	†	†	†	†	†	†	†	†	†	†
111†	†	†	†	†	†	†	†	†	†	†	†	†	†	†	†	†	†	†	†	†	†	†	†	†
112	47	70	–	38	13	13	2	12	–	9	1	5.4	14700	56	4	...	...	...	...	3	3	–	2	1
22.01	1269	5	1	30	14	443	25	394	1	210	7	4.9	8100	4	197	7	4.3	63	3	47	45	49	62	11
102	–	–	–	–	–	1	...	...	...	...	...	...	...	–	...	...	...	...	–	...	...	...	...	...
104	10	100	–	30	20	3	...	...	...	...	...	...	...	...	...	...	...	...	...	...	...	...	...	...

[Data exclude vacant seasonal and vacant migratory housing units. For minimum base for derived figures (percent, average, etc.) and meaning of symbols, see text]

Blocks Within Census Tracts	Total population	Percent of total population: Negro	In group quarters	Under 18 years	62 years and over	Year-round housing units: Total	Lacking some or all plumbing facilities	Units in—: One-unit structures	Structures of 10 or more units	Occupied housing units: Owner: Total	Lacking some or all plumbing facilities	Average number of rooms	Average value (dollars)	Percent Negro	Renter: Total	Lacking some or all plumbing facilities	Average number of rooms	Average contract rent (dollars)	Percent Negro	1.01 or more persons per room: Total	With all plumbing facilities	One-person households	With female head of family	With roomers, boarders, or lodgers
107	2	...	...	...	...	1	...	...	...	...	...	...	...	...	...	...	...	...	...	...	...	...	...	...
108	30	100	–	33	13	9	1	7	–	4	...	...	...	...	3	...	...	...	...	3	3	1	3	–
109	40	10	–	25	20	17	–	16	–	12	–	4.7	4700	8	4	...	...	...	...	–	–	5	3	–
110	118	10	6	31	16	41	2	39	–	18	2	5.2	7200	6	18	–	4.8	57	6	1	–	3	7	1
111	17	–	–	41	18	4	...	...	...	...	...	...	...	–	...	...	...	...	–	...	...	...	...	...
112	18	–	–	11	33	11	–	8	–	6	–	4.8	9200	–	2	...	...	...	–	–	–	1	2	1
113	48	–	–	29	21	18	2	18	–	9	1	4.9	8700	–	6	–	5.0	78	–	1	1	2	1	2
114	25	–	–	36	16	8	–	8	–	4	...	...	...	–	4	...	...	...	–	3	3	1	1	–
115	41	–	–	32	7	11	–	11	–	5	–	5.4	9800	–	6	–	5.0	68	–	1	1	1	–	–
116	22	–	–	36	5	5	–	5	–	1	...	...	...	–	4	...	...	...	–	3	3	–	–	–
117	98	–	–	31	12	33	3	32	–	16	–	4.9	7300	–	14	1	4.8	64	–	5	5	1	3	–
118	17	–	–	12	35	6	–	6	–	3	...	...	...	–	3	...	...	...	–	–	–	1	1	–
119	25	–	–	16	48	13	–	13	–	9	–	5.2	8800	–	3	...	...	...	–	–	–	5	–	–
120	54	–	–	35	7	20	–	19	–	5	–	4.2	...	–	15	–	4.6	59	–	1	1	6	1	–
201	124	–	7	37	11	39	5	33	–	18	1	4.4	6000	–	18	1	4.1	61	–	6	6	4	12	1
204	12	–	–	17	33	4	...	...	...	...	...	...	...	–	...	...	...	...	–	...	...	...	...	...
205	64	–	–	33	13	21	3	20	–	13	1	4.9	8300	–	7	1	4.1	59	–	3	3	3	3	2
206	38	–	–	13	34	16	1	13	–	9	–	4.7	6800	–	5	–	4.4	61	–	–	–	1	2	–
207	46	–	–	26	13	16	–	13	–	6	–	5.3	6700	–	8	–	4.0	55	–	1	1	1	3	–
209	36	–	–	28	3	12	–	11	–	7	–	4.3	8700	–	5	–	4.6	68	–	–	–	2	–	–
210	24	–	–	33	13	7	–	7	–	3	...	...	...	–	4	...	...	...	–	1	1	–	1	–
211	45	–	–	49	4	13	–	11	–	5	–	4.8	10300	–	6	–	4.2	53	–	4	4	–	2	–
212	72	–	–	25	11	25	–	23	–	12	–	4.4	9700	–	13	–	3.9	91	–	3	3	1	5	–
213#	30	–	–	33	10	13	1	6	–	2	...	...	...	–	11	1	3.4	73	–	–	–	3	1	1
214	76	–	–	30	8	25	–	25	–	16	–	4.7	9100	–	9	–	4.2	63	–	3	3	3	5	1
215	66	–	–	30	8	24	2	15	–	11	–	5.0	10400	–	11	1	3.8	63	–	3	3	3	4	1
216	64	–	–	30	13	25	1	21	–	9	–	4.6	9300	–	11	–	4.0	62	–	4	4	1	1	1
217	7	–	–	14	43	2	...	...	...	...	...	...	...	–	...	...	...	...	–	...	...	...	...	...
22.02	2904	6	2	36	5	926	32	815	6	541	18	5.1	12700	6	314	7	4.3	80	3	81	74	75	70	19
101	32	9	–	38	9	10	–	10	–	3	...	...	...	...	7	–	4.3	78	–	2	2	–	3	–
102	85	8	–	46	–	24	1	24	–	12	–	4.2	10400	–	11	1	4.2	80	9	6	5	–	3	–
103	113	–	–	36	2	36	–	35	–	23	–	4.6	10600	–	13	–	4.1	82	–	3	3	1	5	–
104	95	–	–	38	6	28	–	28	–	24	–	5.1	11500	–	3	...	...	...	–	1	1	1	3	–
105	416	9	–	33	6	146	3	126	4	80	1	5.1	12600	9	56	1	4.3	85	2	5	5	17	13	3
106	3	...	...	...	...	2	...	...	...	...	...	...	...	...	...	...	...	...	...	...	...	...	...	...
107	64	–	–	44	–	17	–	15	–	8	–	5.6	13800	–	8	–	3.5	71	–	2	2	–	–	–
108	50	–	–	36	6	16	–	16	–	4	...	...	...	–	11	–	4.4	59	–	3	3	2	1	1
109	72	–	–	40	7	23	1	21	–	10	1	4.6	14100	–	8	–	4.3	60	–	6	6	–	3	2
110	12	–	–	17	42	6	–	6	–	2	...	...	...	–	3	...	...	...	–	–	–	1	1	–
111	36	–	–	25	6	14	–	9	–	4	...	...	...	–	8	–	4.1	110	–	–	–	–	1	–
112	13	–	–	54	–	4	...	...	...	...	...	...	...	–	...	...	...	...	–	...	...	...	...	...
113	4	...	...	...	...	4	...	...	...	...	...	...	...	...	...	...	...	...	...	...	...	...	...	...
114	114	–	–	36	12	45	–	27	2	16	–	4.6	8900	–	23	–	4.2	60	–	5	5	7	10	5
115	83	–	–	31	7	31	1	31	–	25	1	4.5	9800	–	3	...	...	...	–	2	2	1	2	–
116	55	–	–	35	2	19	–	17	–	9	–	4.1	9500	–	9	–	4.2	81	–	2	2	1	2	–
201	43	–	–	40	–	11	–	11	–	8	–	5.3	12600	–	3	...	...	...	–	1	1	–	–	1
202	42	–	–	43	10	12	–	12	–	8	–	4.9	12200	–	4	...	...	...	–	1	1	1	–	–
203	42	–	–	43	–	11	–	11	–	9	–	5.0	11300	–	2	...	...	...	–	1	1	–	2	–
204	22	–	–	32	–	6	–	6	–	6	–	5.3	12100	–	–	–	–	–	–	–	–	–	–	–
205	57	–	–	32	14	18	–	18	–	14	–	6.5	17600	–	3	...	...	...	–	–	–	2	–	1
207	14	–	–	29	14	5	–	5	–	4	...	...	...	–	1	...	...	...	–	–	–	1	–	–
208	14	–	–	43	–	4	...	...	...	...	...	...	...	–	...	...	...	...	–	...	...	...	...	...
209	107	–	–	35	2	40	–	27	–	7	–	4.7	9800	–	26	–	4.0	102	–	5	5	1	–	1
210#	34	–	–	44	3	11	1	11	–	4	...	...	...	–	5	–	4.8	86	–	–	–	1	–	–
211	60	–	–	47	2	17	–	16	–	1	...	...	...	–	14	–	4.1	81	–	2	2	–	1	–
212	74	–	–	38	–	21	–	21	–	17	–	5.4	14800	–	4	...	...	...	–	2	2	1	1	–
213	77	–	–	44	3	19	–	19	–	17	–	5.6	14000	–	2	...	...	...	–	–	–	–	–	–
214	6	–	–	33	–	2	...	...	...	...	...	...	...	–	...	...	...	...	–	...	...	...	...	...
215	17	–	–	47	12	5	–	5	–	4	...	...	...	–	1	...	...	...	–	1	1	1	–	–
216	266	–	–	35	5	85	4	77	–	61	2	5.2	13300	–	19	2	4.8	90	–	8	7	7	1	1
901	124	–	36	20	2	31	–	15	–	16	–	5.4	15900	–	13	–	3.6	84	–	2	2	5	2	2
902	206	–	–	40	3	67	–	56	–	56	–	5.3	16300	–	5	–	4.8	...	–	5	5	5	5	–
903	82	57	–	33	7	26	9	22	–	14	3	5.7	12700	57	8	2	4.1	51	25	2	–	4	1	–
904#	120	40	–	35	9	32	2	30	–	17	1	6.0	14400	35	14	–	4.3	56	21	6	6	3	1	–
911	1	...	...	...	...	1	...	...	...	...	...	...	...	...	...	...	...	...	...	...	...	...	...	...
912	97	33	–	36	5	28	8	27	–	20	7	5.0	11200	35	7	1	4.3	75	14	6	3	5	4	–
914	144	–	–	35	8	43	1	41	–	26	–	4.8	10100	–	15	–	4.1	70	–	2	2	3	2	1
915	8	–	–	50	–	6	–	6	–	2	...	...	...	–	1	...	...	...	–	...	...	...	...	...
23	5014	18	57	16	16	783	18	504	71	253	7	5.7	17900	10	480	9	4.3	107	7	36	31	105	42	18
104	2782	27	85	8	26	146	–	136	–	1	...	...	...	...	121	–	4.7	46	12	14	14	1	2	2
125	36	–	–	22	14	15	–	12	–	6	–	5.5	12100	–	9	–	5.0	78	–	–	–	6	1	1
126	44	–	–	21	11	18	–	13	1	10	–	5.9	13800	–	7	–	4.3	87	–	2	2	1	4	1
127	221	17	–	9	5	134	2	28	53	11	1	6.1	14400	73	117	1	3.0	125	3	3	3	61	9	3
128#	17	77	–	12	24	9	1	9	–	4	...	...	...	...	5	–	4.8	57	80	–	–	5	1	–
130	243	–	–	32	1	84	–	13	9	2	...	...	...	–	80	–	5.3	176	–	1	1	8	4	2
133	6	–	–	33	–	2	...	...	...	...	...	...	...	–	...	...	...	...	–	...	...	...	...	...
134	2	...	...	...	...	1	...	...	...	...	...	...	...	...	...	...	...	...	...	...	...	...	...	...
135	441	2	99	10	1	1	...	...	...	...	...	...	...	...	...	...	...	...	...	...	...	...	...	...
136	42	–	100	2	–	–	–	–	–	–	–	–	–	–	–	–	–	–	–	–	–	–	–	–
901	13	–	–	15	15	5	–	5	–	3	...	...	...	–	2	...	...	...	–	–	–	–	–	–
902	258	3	3	29	3	100	–	26	8	7	–	6.0	13300	–	85	–	4.1	112	4	2	2	9	6	9
903	9	–	–	56	–	2	...	...	...	...	...	...	...	–	...	...	...	...	–	...	...	...	...	...
904	4	...	...	...	...	1	...	...	...	...	...	...	...	...	...	...	...	...	...	...	...	...	...	...
908	24	–	–	50	4	6	1	6	–	5	1	5.8	18200	–	1	...	...	...	–	1	–	1	–	–
909#	454	1	–	38	4	139	3	138	–	118	–	5.6	18600	1	17	2	4.4	81	–	3	3	6	4	–
910	35	–	–	40	–	11	–	11	–	10	–	5.8	16600	–	1	...	...	...	–	–	–	–	1	–
911	80	–	–	45	1	22	–	22	–	21	–	5.4	17900	–	–	–	–	–	–	–	–	–	1	–
913	156	24	–	35	10	46	7	41	–	27	2	6.1	17100	26	16	4	4.8	109	19	4	2	1	3	–

Table 2. **Characteristics of Housing Units and Population, by Blocks: 1970**—Con.

Wake County, N.C.

[Data exclude vacant seasonal and vacant migratory housing units. For minimum base for derived figures (percent, average, etc.) and meaning of symbols, see text]

Blocks Within Census Tracts	Total population	Percent of total population: Negro	In group quarters	Under 18 years	62 years and over	Year-round housing units: Total	Lacking some or all plumbing facilities	Units in—: One-unit structures	Structures of 10 or more units	Occupied housing units: Owner: Total	Lacking some or all plumbing facilities	Average number of rooms	Average value (dollars)	Percent Negro	Renter: Total	Lacking some or all plumbing facilities	Average number of rooms	Average contract rent (dollars)	Percent Negro	1.01 or more persons per room: Total	With all plumbing facilities	One-person households	With female head of family	With roomers, boarders, or lodgers
914	4	...	...	...	...	1	...	...	...	...	...	...	...	...	...	...	...	...	...	...	...	...	...	...
916	60	25	–	37	3	16	1	14	–	14	1	6.2	24300	7	2	...	...	...	...	2	2	1	3	–
917	3	...	...	...	...	1	...	...	...	...	...	...	...	...	...	...	...	...	...	...	...	...	...	...
918	2	...	...	...	...	2	...	...	...	...	...	...	...	...	...	...	...	...	...	...	...	...	...	...
919	12	–	–	25	33	5	–	5	–	3	...	...	...	–	2	...	...	...	–	–	–	1	1	–
920	66	67	–	42	11	16	3	15	–	7	1	5.6	...	86	9	2	5.6	73	33	4	2	3	1	–
24.01	1637	8	48	17	6	289	20	243	–	174	12	5.6	13100	14	98	8	4.5	78	10	13	8	31	20	12
910	45	–	–	22	9	13	1	11	–	9	1	5.3	14800	–	4	...	...	...	–	1	1	–	1	–
912	8	–	–	13	13	3	...	...	...	...	...	...	...	–	...	...	...	...	–	...	...	...	...	...
916	795	–	99	–	–	13	–	5	–	–	–	–	–	–	5	–	3.8	...	–	–	–	4	–	–
917	4	...	...	...	...	1	...	...	...	...	...	...	...	...	...	...	...	...	...	...	...	...	...	...
918	17	–	–	18	6	8	–	8	–	5	–	6.2	...	–	2	...	...	...	–	–	–	–	–	–
929	350	13	–	35	10	116	8	106	–	77	4	5.4	13000	14	33	4	4.7	75	12	3	1	12	7	2
930	32	–	–	22	19	13	–	13	–	11	–	5.5	11000	–	2	...	...	...	–	–	–	3	1	–
931	66	–	–	24	24	26	1	22	–	18	1	5.8	10400	–	8	–	4.6	76	–	1	1	3	2	1
932#	22	–	–	14	32	7	1	6	–	2	...	...	...	–	5	1	4.6	67	–	2	1	1	–	1
933	8	–	–	38	–	3	...	...	...	...	...	...	...	–	...	...	...	...	–	...	...	...	...	...
934	18	–	–	17	28	5	–	5	–	4	...	...	...	–	1	...	...	...	–	–	–	–	2	2
935	16	100	–	50	6	4	...	...	...	...	...	...	...	...	...	...	...	...	...	...	...	...	...	...
936	232	27	–	38	6	68	7	52	–	43	5	5.6	15400	23	23	2	4.6	98	22	4	3	5	5	3
937#	24	–	–	29	13	9	–	5	–	2	...	...	...	–	7	–	3.9	52	–	1	1	2	–	1
24.02	3157	2	–	30	5	1174	10	667	117	505	5	6.1	20400	2	596	5	4.2	121	1	25	22	124	54	31
103	164	2	–	32	7	55	–	51	–	28	–	5.8	16600	7	27	–	4.4	100	–	1	1	5	2	1
104#	52	10	–	31	10	17	–	14	–	12	–	6.2	17000	17	5	–	4.2	83	–	1	1	2	–	–
105	214	1	–	30	6	75	–	69	–	54	–	6.7	28700	–	20	–	5.1	117	–	–	–	14	2	1
106	102	–	–	47	1	27	–	27	–	23	–	7.0	24000	–	4	...	...	...	–	–	–	–	2	–
107	56	–	–	30	2	19	1	18	–	16	1	5.9	17100	–	3	...	...	...	–	–	–	1	1	–
108	41	–	–	34	7	12	–	12	–	10	–	6.5	19600	–	2	...	...	...	–	–	–	–	1	–
112	515	–	–	27	–	201	1	47	5	24	–	6.3	22900	–	168	1	4.3	130	–	1	1	13	8	6
113	215	3	–	37	7	69	–	50	–	40	–	6.3	24300	3	27	–	4.2	116	–	3	3	5	2	1
114	30	–	–	13	17	15	–	9	–	6	–	6.0	24000	–	9	–	3.9	113	–	–	–	3	1	–
115	19	–	–	26	21	6	–	6	–	4	...	...	...	–	2	...	...	...	–	–	–	1	1	–
116	32	–	–	16	22	17	–	9	–	4	...	...	...	–	10	–	3.8	87	–	–	–	3	1	1
117	17	–	–	12	41	8	–	4	–	5	–	6.0	...	–	3	...	...	...	–	–	–	2	–	–
118	37	–	–	19	14	13	–	10	–	9	–	6.1	16300	–	4	...	...	...	–	–	–	–	1	–
119	10	–	–	10	30	5	–	5	–	2	...	...	...	–	3	...	...	...	–	–	–	2	–	–
120	40	–	–	15	20	17	–	12	–	9	–	6.4	25600	–	8	–	4.9	140	–	–	–	3	1	–
122	11	–	–	46	9	4	...	...	...	...	...	...	...	–	...	...	...	...	–	...	...	...	...	...
202	17	–	–	12	6	7	–	2	–	4	...	...	...	–	3	...	...	...	–	–	–	2	–	–
203	7	–	–	14	–	3	...	...	...	...	...	...	...	–	...	...	...	...	–	...	...	...	...	...
204	118	–	–	36	9	38	–	27	–	22	–	6.2	16500	–	15	–	4.3	98	–	1	1	4	1	–
205	33	–	–	21	18	12	–	8	–	8	–	5.4	15500	–	4	...	...	...	–	–	–	1	–	–
206	33	–	–	30	–	9	–	9	–	8	–	5.6	24500	–	1	...	...	...	–	1	1	–	1	–
207	141	–	–	38	5	48	1	31	–	21	1	5.9	17100	–	25	–	5.1	103	–	1	1	5	5	–
210	29	–	–	17	–	17	–	2	–	–	–	–	–	–	13	–	4.1	135	–	–	–	1	1	–
211	579	–	–	26	2	215	–	100	29	68	–	5.9	19500	–	138	–	4.1	131	–	3	3	14	5	12
212	47	–	–	38	9	13	–	12	–	12	–	6.9	20200	–	1	...	...	...	–	–	–	1	–	–
213	109	–	–	38	4	30	–	30	–	29	–	5.6	16400	–	1	...	...	...	–	2	2	2	1	–
214	67	8	–	31	9	23	–	23	–	21	–	5.9	16700	10	2	...	...	...	...	1	1	2	2	2
215	30	–	–	20	17	15	1	13	1	8	1	5.4	11400	–	7	–	3.3	79	–	–	–	6	2	–
216	21	95	–	43	10	5	3	5	–	3	...	...	...	...	2	...	...	...	...	2	–	1	2	–
217	253	–	–	25	6	142	1	36	81	27	–	6.0	18800	–	73	1	3.5	126	–	5	5	27	8	6
218	22	–	–	32	5	6	–	5	1	3	...	...	...	–	3	...	...	...	–	–	–	–	–	1
219	83	–	8	30	8	27	1	12	–	18	1	5.1	21000	–	9	–	4.0	99	–	1	1	2	1	–
220	13	69	–	31	–	4	...	...	...	...	...	...	...	...	...	...	...	...	...	...	...	...	...	...
24.03	4824	13	–	29	4	1636	15	851	4	572	7	6.3	21200	9	995	7	4.1	132	12	69	66	173	92	92
101	337	93	–	46	7	106	1	48	–	8	1	5.4	9500	88	95	–	4.3	90	91	12	12	16	32	–
103	6	100	–	50	17	2	...	...	...	...	...	...	...	...	...	...	...	...	...	...	...	...	...	...
104	6	100	–	17	17	2	...	...	...	...	...	...	...	...	...	...	...	...	...	...	...	...	...	...
105	53	100	–	40	9	12	–	12	–	9	–	5.3	13100	100	3	...	...	...	...	4	4	2	–	–
107	29	100	–	41	14	5	–	5	–	4	...	...	...	...	1	...	...	...	...	1	1	–	1	–
109	54	96	–	43	6	8	–	8	–	6	–	6.0	10000	100	2	...	...	...	...	5	5	–	2	–
110	37	100	–	54	3	4	...	...	...	...	...	...	...	...	...	...	...	...	...	...	...	...	...	...
112	23	–	–	39	13	6	–	5	–	5	–	6.4	17000	–	1	...	...	...	–	–	–	–	–	–
114	10	–	–	20	10	3	...	...	...	...	...	...	...	–	...	...	...	...	–	...	...	...	...	...
115	39	3	–	46	3	10	–	8	–	6	–	6.2	20400	–	4	...	...	...	...	1	1	–	1	–
116	21	–	–	43	5	7	–	4	–	2	...	...	...	–	5	–	3.8	94	–	1	1	1	1	–
117	77	–	–	29	9	25	–	20	–	15	–	5.5	14200	–	10	–	4.6	99	–	–	–	4	1	–
118	71	–	–	30	3	25	–	18	–	8	–	5.3	12600	–	15	–	4.3	98	–	1	1	2	–	1
119	118	80	–	28	15	39	7	31	1	22	3	5.5	10500	86	17	4	4.3	63	71	5	3	8	7	1
120	41	–	–	20	5	19	1	9	–	2	...	...	...	–	16	–	4.8	115	–	–	–	2	1	–
121	24	17	–	13	8	11	–	7	–	3	...	...	...	...	6	–	3.5	104	17	–	–	1	1	–
122	56	–	–	30	11	20	–	17	–	6	–	6.0	15200	–	14	–	3.9	99	–	2	2	3	1	–
123#	39	–	–	21	8	18	–	3	–	7	–	3.7	...	–	11	–	3.7	78	–	1	1	5	–	1
124	119	–	–	22	3	48	1	17	1	21	1	5.4	18800	–	26	–	3.8	97	–	1	1	4	2	1
125	5	–	–	20	40	2	...	...	...	...	...	...	...	–	...	...	...	...	–	...	...	...	...	...
126	37	–	–	43	5	9	–	9	–	8	–	6.6	25900	–	1	...	...	...	–	1	1	1	–	–
127	49	–	–	22	4	17	–	17	–	17	–	7.9	20100	–	–	–	–	–	–	–	–	2	–	2
128	3	...	...	...	...	1	...	...	...	...	...	...	...	...	...	...	...	...	...	...	...	...	...	...
129	55	–	–	40	11	17	–	11	–	9	–	6.2	21000	–	8	–	3.8	94	–	–	–	3	2	1
201	1	...	...	...	...	1	...	...	...	...	...	...	...	...	...	...	...	...	...	...	...	...	...	...
202	20	–	–	45	5	6	–	4	–	4	...	...	...	–	1	...	...	...	–	–	–	–	–	–
203	1217	2	–	11	1	501	2	104	2	42	–	5.5	21000	–	425	2	3.8	147	2	19	19	71	19	77
204	57	–	–	23	9	19	1	15	–	5	–	5.4	...	–	14	1	3.9	97	–	1	1	2	–	–
205	45	–	–	33	9	15	–	12	–	5	–	5.2	...	–	10	–	4.2	92	–	–	–	1	–	–
206	84	–	–	18	1	37	–	17	–	3	...	...	...	–	33	–	3.7	106	–	1	1	8	1	2

[Data exclude vacant seasonal and vacant migratory housing units. For minimum base for derived figures (percent, average, etc.) and meaning of symbols, see text]

Blocks Within Census Tracts	Total population	Percent of total population: Negro	Percent of total population: In group quarters	Percent of total population: Under 18 years	Percent of total population: 62 years and over	Year-round housing units: Total	Year-round housing units: Lacking some or all plumbing facilities	Year-round housing units: Units in— One-unit structures	Year-round housing units: Units in— Structures of 10 or more units	Occupied housing units: Owner: Total	Owner: Lacking some or all plumbing facilities	Owner: Average number of rooms	Owner: Average value (dollars)	Owner: Percent Negro	Occupied housing units: Renter: Total	Renter: Lacking some or all plumbing facilities	Renter: Average number of rooms	Renter: Average contract rent (dollars)	Renter: Percent Negro	Occupied housing units: 1.01 or more persons per room: Total	1.01 or more persons per room: With all plumbing facilities	One-person households	With female head of family	With roomers, boarders, or lodgers
207	65	-	-	25	11	28	-	18	-	13	-	5.1	11800	-	12	-	4.3	119	-	1	1	1	2	-
208	156	3	-	21	2	63	-	24	-	7	-	5.6	15200	-	55	-	4.0	101	4	2	2	9	3	1
209	303	-	-	37	1	101	-	39	-	34	-	7.9	30900	-	57	-	3.5	153	-	6	6	10	2	2
210	680	-	2	37	1	191	-	142	-	111	-	6.7	24300	-	76	-	5.4	200	-	-	-	3	6	2
211	37	-	-	38	8	9	-	9	-	6	-	8.2	38300	-	3	...	...	...	-	-	-	-	-	-
212	29	-	-	41	-	8	-	8	-	7	-	7.1	33600	-	1	...	...	...	-	-	-	-	-	-
213	51	-	-	51	-	13	-	13	-	9	-	5.6	18500	-	3	...	...	...	-	-	-	-	-	-
214	139	-	-	41	1	39	-	39	-	33	-	5.7	19100	-	6	-	5.5	142	-	-	-	1	1	-
215	69	-	-	41	3	23	-	23	-	17	-	6.2	20300	-	5	-	5.8	143	-	-	-	4	-	-
216	51	-	-	41	6	15	-	15	-	11	-	6.4	20900	-	3	...	...	...	-	-	-	-	-	-
217	44	-	-	50	-	11	-	11	-	8	-	6.3	20000	-	3	...	...	...	-	-	-	-	-	-
218	46	-	-	46	2	14	-	14	-	11	-	5.7	18300	-	3	...	...	...	-	-	-	2	2	-
219	29	-	-	55	-	6	-	6	-	6	-	8.0	30800	-	-	-	-	-	-	-	-	-	-	-
220	14	-	-	50	-	3	...	...	...	...	...	...	...	-	...	...	...	...	-	...	...	...	...	...
221	50	4	-	24	-	18	-	2	-	2	...	...	...	...	16	-	4.1	135	6	-	-	-	-	1
222	110	-	-	44	7	29	-	27	-	26	-	7.1	28200	-	3	...	...	...	-	1	1	1	2	-
223	62	-	-	47	5	16	-	16	-	16	-	6.4	22500	-	-	-	-	-	-	-	-	-	-	-
224	31	-	-	45	3	7	-	7	-	6	-	5.3	16300	-	1	...	...	...	-	-	-	-	-	-
225	45	11	-	31	4	15	-	13	-	12	-	6.8	26800	8	2	...	...	...	...	1	1	-	-	-
226	80	-	-	21	6	32	-	6	-	5	-	7.6	...	-	25	-	4.0	135	-	-	-	4	2	-
25.01	3923	1	1	41	4	1093	7	913	58	832	4	8.0	37600	1	223	3	4.6	137	-	16	15	49	45	10
101	52	-	-	40	6	17	-	17	-	12	-	6.8	33800	-	3	...	...	...	-	-	-	2	2	1
102	112	4	-	38	6	38	-	24	-	13	-	7.4	36000	8	22	-	4.3	98	-	1	1	4	2	-
103	7	-	-	43	-	2	...	...	...	...	...	...	...	-	...	...	...	...	-	...	...	...	...	...
104	15	-	-	47	7	4	...	...	...	...	...	...	...	-	...	...	...	...	-	...	...	...	...	...
105	324	10	-	24	4	134	1	26	56	21	-	6.2	23400	38	105	1	4.3	145	-	4	4	19	13	4
106	48	-	-	42	6	16	-	13	-	7	-	5.7	15500	-	8	-	4.4	95	-	1	1	2	1	-
109	25	-	-	40	-	7	-	7	-	7	-	8.3	28800	-	-	-	-	-	-	-	-	-	-	-
110	489	-	-	41	3	137	3	85	2	74	1	8.0	34600	-	60	2	4.7	150	-	4	3	7	8	2
111	31	13	77	7	71	2	...	...	...	...	...	...	...	...	...	...	...	...	...	...	...	...	...	...
112	10	-	-	30	10	4	...	...	...	...	...	...	...	-	...	...	...	...	-	...	...	...	...	...
114	29	-	-	28	3	9	-	9	-	9	-	7.4	39000	-	-	-	-	-	-	-	-	1	-	-
115	94	-	-	44	4	25	-	25	-	25	-	8.2	39600	-	-	-	-	-	-	-	-	1	-	-
116	44	-	-	36	11	12	-	12	-	12	-	7.4	37600	-	-	-	-	-	-	-	-	-	-	-
117	63	-	-	49	5	15	-	15	-	15	-	8.2	41500	-	-	-	-	-	-	-	-	-	1	-
118	87	-	-	37	6	25	-	25	-	24	-	9.3	48000	-	1	...	...	...	-	-	-	1	1	1
120	232	-	-	44	3	61	-	59	-	59	-	8.2	43200	-	1	...	...	...	-	-	-	1	2	-
121	97	-	-	50	-	23	-	23	-	23	-	8.7	45400	-	-	-	-	-	-	-	-	-	-	-
122	11	-	-	46	-	5	-	5	-	3	...	...	...	-	-	-	-	-	-	...	...	...	...	...
123	94	-	-	45	1	24	-	24	-	22	-	9.5	50700	-	-	-	-	-	-	-	-	-	1	-
201	178	-	-	46	2	43	-	43	-	43	-	8.1	37800	-	-	-	-	-	-	1	1	-	2	1
202	85	-	-	40	5	23	-	23	-	21	-	7.5	31700	-	2	...	...	...	-	-	-	2	-	-
204	279	-	-	48	3	69	1	68	-	55	1	8.2	38700	-	13	-	5.1	76	-	3	3	1	3	-
205	201	-	-	50	1	57	1	57	-	46	1	8.8	44000	-	1	...	...	...	-	-	-	-	-	-
206	91	-	-	47	1	24	-	24	-	22	-	8.6	40700	-	-	-	-	-	-	-	-	-	-	-
207	58	-	-	48	2	13	-	13	-	13	-	9.2	42900	-	-	-	-	-	-	-	-	-	-	-
208	33	-	-	58	-	7	-	7	-	7	-	9.1	42500	-	-	-	-	-	-	-	-	-	-	-
209	53	-	-	42	2	14	-	14	-	14	-	7.9	37900	-	-	-	-	-	-	-	-	-	-	-
210	74	-	-	46	1	19	-	19	-	17	-	7.5	36500	-	1	...	...	...	-	1	1	-	1	-
211	135	-	19	36	16	28	-	28	-	26	-	7.3	33600	-	2	...	...	...	-	-	-	-	1	-
212	98	-	-	43	5	27	1	27	-	26	1	7.4	31000	-	1	...	...	...	-	-	-	1	-	-
213	139	-	-	42	4	41	-	41	-	41	-	7.0	30000	-	-	-	-	-	-	-	-	2	1	-
214	76	-	-	43	-	19	-	19	-	17	-	7.8	30300	-	2	...	...	...	-	-	-	1	1	1
215	30	-	-	40	3	8	-	8	-	8	-	8.0	33100	-	-	-	-	-	-	-	-	-	-	-
216	228	-	-	41	2	62	-	62	-	62	-	7.6	34600	-	-	-	-	-	-	-	-	1	4	-
217	59	-	-	42	5	15	-	15	-	15	-	7.7	33700	-	-	-	-	-	-	-	-	1	-	-
218	74	-	-	38	5	22	-	22	-	22	-	7.6	37200	-	-	-	-	-	-	-	-	-	-	-
219	51	-	-	49	4	11	-	11	-	11	-	8.0	38900	-	-	-	-	-	-	-	-	-	-	-
220	42	-	-	36	2	13	-	13	-	12	-	7.9	39500	-	-	-	-	-	-	-	-	1	-	-
221	75	-	-	52	1	18	-	18	-	17	-	8.9	41600	-	-	-	-	-	-	1	1	1	-	-
25.02	3165	8	15	36	2	948	15	608	282	501	6	7.4	30400	-	321	7	4.4	149	6	20	19	85	46	28
101	4	...	...	...	...	1	...	...	...	...	...	...	...	...	...	...	...	...	...	...	...	...	...	...
102	291	-	-	38	4	78	-	77	-	74	-	7.4	30100	-	3	...	...	...	-	4	4	2	3	-
103	38	-	-	32	-	11	-	11	-	11	-	7.3	35700	-	-	-	-	-	-	1	1	-	-	-
104	79	-	-	43	3	20	-	20	-	19	-	6.8	26800	-	1	...	...	...	-	-	-	-	-	-
105	159	-	-	46	2	41	-	41	-	37	-	7.5	27800	-	3	...	...	...	-	2	2	1	-	-
107	45	-	-	42	2	13	-	13	-	11	-	8.5	34400	-	2	...	...	...	-	-	-	2	-	-
108	69	-	-	42	1	18	1	17	-	16	1	7.8	30400	-	2	...	...	...	-	-	-	1	-	-
109	91	-	-	46	-	22	-	22	-	22	-	7.9	28000	-	-	-	-	-	-	-	-	-	-	-
110	118	-	-	48	-	28	-	28	-	28	-	8.2	27200	-	-	-	-	-	-	-	-	-	-	-
111	30	-	-	43	-	9	-	9	-	7	-	7.0	30000	-	1	...	...	...	-	-	-	-	1	-
112	85	-	-	45	1	20	-	20	-	20	-	7.9	31100	-	-	-	-	-	-	-	-	-	-	-
113	72	-	-	35	8	30	2	12	12	4	...	...	...	-	23	2	4.4	126	-	-	-	7	2	-
114	6	-	-	50	-	2	...	...	...	...	...	...	...	-	...	...	...	...	-	...	...	...	...	...
115	102	-	-	41	-	26	-	26	-	25	-	8.1	37500	-	1	...	...	...	-	1	1	-	1	-
116	93	-	-	50	-	22	-	22	-	21	-	8.5	42900	-	1	...	...	...	-	-	-	-	1	-
117	221	-	-	47	1	55	-	53	-	53	-	8.1	36800	-	2	...	...	...	-	-	-	1	-	-
118	383	50	100	31	-	-	-	-	-	-	-	-	-	-	-	-	-	-	-	-	-	-	-	-
901	159	-	-	34	11	56	2	46	-	32	1	5.7	11100	-	21	-	4.8	97	-	3	3	6	6	-
906	692	3	-	25	2	392	6	86	270	44	2	6.3	24500	-	234	3	4.2	157	8	7	7	55	32	28
910	1	...	...	...	...	1	...	...	...	...	...	...	...	...	...	...	...	...	...	...	...	...	...	...
911	41	-	-	29	5	15	1	15	-	11	-	7.5	36800	-	2	...	...	...	-	-	-	1	-	-
912	132	32	73	25	2	13	1	13	-	8	1	7.1	46700	-	5	-	5.4	...	-	-	-	3	-	-
913	18	-	-	50	-	4	...	...	...	...	...	...	...	-	...	...	...	...	-	...	...	...	...	...
914	13	-	-	31	-	4	...	...	...	...	...	...	...	-	...	...	...	...	-	...	...	...	...	...
915	86	2	-	28	9	31	-	31	-	21	-	5.9	21100	5	10	-	5.8	121	-	-	-	4	-	-
916	10	-	-	40	-	3	...	...	...	...	...	...	...	-	...	...	...	...	-	...	...	...	...	...
918	98	-	-	44	2	24	2	22	-	22	1	7.0	26400	-	2	...	...	...	-	2	1	-	-	-

Table 2. **Characteristics of Housing Units and Population, by Blocks: 1970**—Con.

Wake County, N.C.

[Data exclude vacant seasonal and vacant migratory housing units. For minimum base for derived figures (percent, average, etc.) and meaning of symbols, see text]

Blocks Within Census Tracts	Total population	Percent of total population				Year-round housing units				Occupied housing units														
								Units in—		Owner					Renter					1.01 or more persons per room				
		Negro	In group quarters	Under 18 years	62 years and over	Total	Lacking some or all plumbing facilities	One-unit structures	Structures of 10 or more units	Total	Lacking some or all plumbing facilities	Average number of rooms	Average value (dollars)	Percent Negro	Total	Lacking some or all plumbing facilities	Average number of rooms	Average contract rent (dollars)	Percent Negro	Total	With all plumbing facilities	One-person households	With female head of family	With roomers, boarders, or lodgers
919	16	–	–	50	–	4	...	...	...	...	...	...	...	–	...	...	...	...	–	...	...	...	...	...
920	13	–	–	39	–	5	–	5	–	–	–	–	–	–	4	...	...	...	–	...	...	...	...	...
26.01	4069	–	–	45	3	1019	3	1017	–	965	3	7.7	33500	–	42	–	6.8	184	–	4	4	20	28	6
101	45	–	–	38	9	14	–	14	–	12	–	5.9	21300	–	2	...	...	...	–	–	–	2	1	–
102	117	–	–	38	1	36	–	36	–	32	–	5.7	18400	–	4	...	...	...	–	1	1	3	5	1
103	93	–	–	36	5	32	–	31	–	27	–	6.0	19800	–	2	...	...	...	–	1	1	2	4	1
104	81	–	–	38	3	22	–	22	–	19	–	6.8	27200	–	3	...	...	...	–	–	–	–	–	–
105	110	–	–	41	4	25	–	25	–	24	–	6.9	29000	–	1	...	...	...	–	–	–	–	1	1
106	225	–	–	44	3	57	–	57	–	53	–	7.8	35700	–	3	...	...	...	–	–	–	2	–	–
107	74	–	–	46	3	17	–	17	–	17	–	8.9	39400	–	–	–	–	–	–	–	–	–	–	–
108	48	–	–	46	13	11	–	11	–	11	–	9.0	44500	–	–	–	–	–	–	–	–	1	–	–
109	67	–	–	52	–	15	–	15	–	15	–	9.0	43600	–	–	–	–	–	–	–	–	–	–	1
110	105	–	–	44	–	28	–	28	–	27	–	6.9	31400	–	1	...	...	...	–	–	–	–	–	1
111	78	–	–	50	3	20	–	20	–	18	–	7.4	30400	–	1	...	...	...	–	–	–	–	2	–
112	109	–	–	47	2	28	–	28	–	28	–	7.0	29800	–	–	–	–	–	–	1	1	1	2	–
113	121	1	–	41	7	32	–	32	–	31	–	6.7	28400	–	1	...	...	...	...	–	–	2	–	–
114	82	–	–	54	–	20	–	20	–	17	–	7.4	29900	–	2	...	...	...	–	–	–	1	1	–
115	161	–	–	45	4	41	–	41	–	41	–	7.9	33000	–	–	–	–	–	–	–	–	–	1	–
116	89	–	–	43	1	23	–	23	–	23	–	7.7	32600	–	–	–	–	–	–	–	–	–	–	–
117	235	–	–	50	2	57	–	57	–	55	–	7.5	32700	–	1	...	...	...	–	–	–	1	1	–
119	296	–	–	52	2	62	–	62	–	59	–	8.6	39900	–	3	...	...	...	–	–	–	–	–	–
120	25	–	–	36	4	7	–	7	–	7	–	8.0	40400	–	–	–	–	–	–	–	–	–	–	–
121	84	–	–	54	4	19	–	19	–	19	–	8.7	40400	–	–	–	–	–	–	–	–	–	–	–
122	498	–	–	49	3	115	2	114	–	110	2	8.6	40100	–	4	...	...	...	–	–	–	1	2	–
123	74	–	–	49	–	17	–	17	–	16	–	7.3	30900	–	1	...	...	...	–	–	–	–	–	–
124	45	–	–	44	2	12	–	12	–	12	–	6.4	26600	–	–	–	–	–	–	–	–	–	1	–
201	105	–	–	42	1	28	–	28	–	24	–	7.9	29500	–	2	...	...	...	–	–	–	–	2	–
204	53	–	–	34	6	18	–	18	–	17	–	6.7	29900	–	–	–	–	–	–	–	–	1	1	–
205	96	–	–	41	3	26	–	26	–	25	–	7.7	31600	–	1	...	...	...	–	–	–	1	1	–
206	111	–	–	49	–	27	–	27	–	26	–	7.3	30800	–	1	...	...	...	–	–	–	–	1	–
207	263	–	–	43	1	64	1	64	–	62	1	8.5	36300	–	2	...	...	...	–	–	–	–	–	–
208	57	–	–	46	4	15	–	15	–	15	–	7.1	32000	–	–	–	–	–	–	–	–	1	–	–
209	38	–	–	40	3	10	–	10	–	10	–	8.2	30000	–	–	–	–	–	–	–	–	–	–	–
210	38	–	–	47	13	8	–	8	–	8	–	8.3	36300	–	–	–	–	–	–	–	–	–	–	–
211	86	–	–	45	–	21	–	21	–	20	–	7.8	34000	–	1	...	...	...	–	–	–	–	–	–
212	19	–	–	32	5	8	–	8	–	7	–	7.1	36800	–	–	–	–	–	–	–	–	1	–	–
213	58	–	–	41	2	15	–	15	–	14	–	8.0	38900	–	1	...	...	...	–	–	–	–	–	–
214	55	–	–	42	6	14	–	14	–	14	–	8.2	35400	–	–	–	–	–	–	–	–	–	1	1
215	64	–	–	48	6	15	–	15	–	15	–	8.5	35800	–	–	–	–	–	–	–	–	–	–	–
216	59	–	–	44	2	15	–	15	–	13	–	7.7	31900	–	2	...	...	...	–	1	1	1	–	–
217	45	–	–	53	–	10	–	10	–	9	–	8.1	33900	–	1	...	...	...	–	–	–	–	–	–
218	60	–	–	40	2	15	–	15	–	13	–	8.2	38100	–	2	...	...	...	–	–	–	–	–	–
26.02	5327	–	–	45	2	1430	2	1201	211	1151	1	7.1	28500	–	251	1	4.3	152	–	29	29	57	67	15
101	196	–	–	45	2	53	–	53	–	51	–	6.8	26900	–	–	–	–	–	–	2	2	1	–	–
102	107	–	–	38	7	28	–	28	–	27	–	7.0	25400	–	–	–	–	–	–	–	–	–	3	1
103	73	–	–	49	1	17	–	17	–	17	–	7.1	26000	–	–	–	–	–	–	–	–	–	1	–
104	234	–	–	49	–	55	–	55	–	55	–	6.7	25600	–	–	–	–	–	–	1	1	–	2	–
105	109	–	–	51	–	27	–	27	–	27	–	6.6	26000	–	–	–	–	–	–	2	2	–	1	–
106	106	–	–	46	2	28	–	28	–	27	–	6.8	26800	–	1	...	...	...	–	–	–	–	–	–
107	78	–	–	53	–	18	–	18	–	17	–	6.8	27600	–	1	...	...	...	–	–	–	–	–	–
108	123	–	–	46	–	34	–	34	–	33	–	6.8	25700	–	–	–	–	–	–	–	–	1	1	–
109	132	–	–	52	–	31	–	31	–	31	–	7.3	26900	–	–	–	–	–	–	–	–	–	–	–
110	115	–	–	50	–	26	–	26	–	25	–	6.9	26800	–	1	...	...	...	–	1	1	–	–	1
112	104	–	–	43	3	31	–	31	–	27	–	5.7	22500	–	3	...	...	...	–	–	–	1	1	–
113	45	–	–	44	7	13	–	13	–	13	–	7.5	35200	–	–	–	–	–	–	–	–	1	–	1
114	83	–	–	48	1	20	–	20	–	20	–	8.0	37900	–	–	–	–	–	–	–	–	–	–	–
115	159	–	–	52	1	37	–	37	–	37	–	7.6	32200	–	–	–	–	–	–	–	–	–	1	–
116	62	–	–	39	–	17	–	17	–	17	–	7.1	30300	–	–	–	–	–	–	–	–	–	–	–
117	343	–	–	49	2	81	–	81	–	79	–	7.9	32100	–	2	...	...	...	–	–	–	–	3	–
118	102	–	–	44	5	28	1	28	–	26	1	6.4	25600	–	2	...	...	...	–	1	1	2	–	–
119	83	–	–	48	1	21	–	21	–	20	–	8.5	34900	–	–	–	–	–	–	–	–	1	–	–
120	129	1	–	52	3	29	–	29	–	29	–	7.7	31300	–	–	–	–	–	–	1	1	–	2	1
121	213	–	–	45	3	55	–	55	–	49	–	7.0	25400	–	6	–	5.3	138	–	1	1	2	2	–
201	426	–	–	45	1	113	–	111	–	104	–	7.0	25200	–	7	–	4.7	126	–	2	2	5	5	2
202	141	–	–	43	–	39	–	39	–	37	–	7.2	26500	–	2	...	...	...	–	–	–	1	3	1
203	76	–	–	41	1	21	–	20	–	20	–	6.3	23200	–	1	...	...	...	–	–	–	–	2	–
204	116	–	–	47	2	31	–	31	–	28	–	6.0	23000	–	2	...	...	...	–	1	1	–	2	1
205	101	–	–	42	2	28	–	28	–	27	–	6.0	23900	–	1	...	...	...	–	–	–	2	1	–
206	84	–	–	20	6	34	1	8	23	6	–	7.3	26300	–	28	1	4.0	139	–	–	–	4	4	3
207	10	–	–	30	20	3	...	...	...	...	...	...	...	–	...	...	...	...	–	...	...	...	...	...
208	149	–	–	30	7	61	–	6	52	4	...	...	...	–	52	–	4.0	145	–	5	5	9	5	–
209	72	–	–	31	4	21	–	21	–	19	–	6.4	23500	–	2	...	...	...	–	1	1	–	1	–
210	71	–	–	48	3	20	–	20	–	18	–	6.5	25400	–	2	...	...	...	–	–	–	2	1	–
211	47	–	–	34	–	15	–	15	–	14	–	6.1	24600	–	1	...	...	...	–	–	–	–	3	–
212	125	–	–	46	1	31	–	31	–	30	–	6.7	26000	–	1	...	...	...	–	1	1	–	–	–
213	16	–	–	44	–	4	...	...	...	...	...	...	...	–	...	...	...	...	–	...	...	...	...	...
214	747	–	–	52	1	166	–	166	–	164	–	7.9	34700	–	2	...	...	...	–	5	5	1	3	2
215	550	1	–	37	4	194	–	49	136	46	–	7.3	31400	–	134	–	4.1	157	1	5	5	24	20	2
26.03	2315	–	–	37	3	733	1	508	68	445	–	7.7	38200	–	272	1	4.4	155	–	8	8	81	36	9
101	306	–	–	31	3	120	–	29	9	9	–	7.4	31700	–	108	–	4.7	160	–	3	3	26	12	–
102	15	–	–	47	–	4	...	...	...	...	...	...	...	–	...	...	...	...	–	...	...	...	...	...
103	68	–	–	32	6	21	–	18	–	15	–	7.2	33300	–	5	–	5.0	119	–	–	–	2	–	–
106	203	–	–	42	4	54	–	54	–	51	–	7.7	38700	–	2	...	...	...	–	–	–	1	2	–
107	98	–	–	38	7	28	–	28	–	28	–	6.3	26600	–	–	–	–	–	–	1	1	–	2	–
108	79	–	–	37	4	23	–	23	–	21	–	6.5	29200	–	2	...	...	...	–	–	–	1	1	–
110	198	–	–	37	1	57	–	57	–	56	–	6.8	26400	–	–	–	–	–	–	1	1	2	1	–

[Data exclude vacant seasonal and vacant migratory housing units. For minimum base for derived figures (percent, average, etc.) and meaning of symbols, see text]

Blocks Within Census Tracts	Total population	Percent of total population				Year-round housing units				Occupied housing units													
								Units in—		Owner					Renter					1.01 or more persons per room				
	Total population	Negro	In group quarters	Under 18 years	62 years and over	Total	Lacking some or all plumbing facilities	One-unit structures	Structures of 10 or more units	Total	Lacking some or all plumbing facilities	Average number of rooms	Average value (dollars)	Percent Negro	Total	Lacking some or all plumbing facilities	Average number of rooms	Average contract rent (dollars)	Percent Negro	Total	With all plumbing facilities	One-person households	With female head of family	With roomers, boarders, or lodgers
111	29	–	–	28	14	10	–	10	–	9	–	6.3	24000	–	1	...	...	...	–	–	–	2	2	–
112	49	–	–	35	2	14	–	13	–	13	–	7.4	23700	–	1	...	...	...	–	1	1	–	–	–
113	34	–	–	24	12	13	1	10	–	10	–	6.9	23900	–	3	...	...	...	–	–	–	3	–	1
114	42	–	–	33	2	11	–	11	–	10	–	6.1	24400	–	1	...	...	...	–	–	–	1	–	1
115	736	–	–	34	3	268	–	141	59	111	–	8.0	40800	–	147	–	4.0	155	–	1	1	42	11	7
116	33	–	–	58	–	7	–	7	–	7	–	9.4	55000	–	–	–	–	–	–	–	–	–	1	–
118	142	–	–	53	1	33	–	33	–	33	–	8.3	47900	–	–	–	–	–	–	1	1	1	1	–
121	39	–	–	39	–	10	–	10	–	10	–	10.0	60000	–	–	–	–	–	–	–	–	–	–	–
122	18	–	–	39	6	5	–	5	–	5	–	9.4	60000	–	–	–	–	–	–	–	–	–	1	–
123	164	–	–	45	2	40	–	40	–	39	–	8.6	52100	–	1	...	...	...	–	–	–	–	2	–
125	31	–	–	36	–	8	–	8	–	7	–	9.6	60000	–	1	...	...	...	–	–	–	–	–	–
126	31	–	–	52	–	7	–	7	–	7	–	9.3	57100	–	–	–	–	–	–	–	–	–	–	–
27.01	3878	1	–	37	3	1349	10	849	175	685	2	7.2	29400	–	534	8	4.3	157	2	24	22	148	54	44
101	2	...	...	...	...	3	...	...	...	...	...	...	...	...	...	...	...	...	...	...	...	...	...	...
102	2	...	...	...	...	1	...	...	...	...	...	...	...	...	...	...	...	...	...	...	...	...	...	...
103	157	16	–	30	17	54	6	46	–	36	1	6.0	20300	8	18	5	5.1	64	28	5	3	9	7	1
104	234	2	–	32	6	79	3	45	6	27	1	6.1	17900	–	49	2	4.7	99	4	2	2	3	7	1
105	138	–	–	34	6	44	1	43	–	28	–	5.7	19800	–	15	1	4.6	94	–	3	3	4	–	1
106	47	–	–	38	2	14	–	10	–	2	...	...	...	–	12	–	4.3	80	–	2	2	3	–	–
107†	†	†	†	†	†	†	†	†	†	†	†	†	†	†	†	†	†	†	†	†	†	†	†	†
108	180	–	–	44	2	52	–	52	–	46	–	6.4	22400	–	5	–	5.6	110	–	–	–	1	1	–
109	208	–	–	44	2	55	–	53	–	47	–	6.5	23000	–	8	–	4.8	118	–	2	2	2	2	1
110	70	–	–	40	–	22	–	22	–	19	–	5.5	14500	–	3	...	...	...	–	–	–	2	4	–
111	104	–	–	45	1	29	–	29	–	25	–	5.5	15300	–	4	...	...	...	–	1	1	2	3	–
202	52	–	–	48	8	14	–	14	–	9	–	5.1	15700	–	5	–	5.0	125	–	3	3	1	1	–
203	60	–	–	45	–	18	–	18	–	11	–	5.1	15100	–	5	–	5.0	130	–	1	1	–	3	–
204	77	–	–	42	3	20	–	20	–	16	–	5.3	15800	–	4	...	...	...	–	1	1	–	1	–
210	114	–	–	30	1	56	–	7	29	–	–	–	–	–	45	–	4.0	127	–	–	–	6	4	2
211	44	–	–	27	11	13	–	13	–	13	–	7.0	25100	–	–	–	–	–	–	–	–	1	–	1
212	121	–	–	39	7	34	–	34	–	31	–	6.9	27400	–	2	...	...	...	–	1	1	2	1	–
214	725	–	–	31	3	273	–	78	36	65	–	8.3	35600	–	186	–	4.3	181	1	3	3	24	17	21
215	9	–	–	56	–	2	...	...	...	...	...	...	...	–	...	...	...	...	–	...	...	...	...	...
216	266	–	–	–	1	223	–	21	104	1	...	...	...	–	165	–	3.9	181	–	–	–	82	2	14
217	404	–	–	48	2	102	–	102	–	95	–	8.2	37200	–	–	–	–	–	–	–	–	–	–	–
218	91	–	–	53	1	20	–	20	–	20	–	8.3	41900	–	–	–	–	–	–	–	–	–	–	–
219	135	–	–	52	2	47	–	47	–	32	–	8.3	40900	–	–	–	–	–	–	–	–	–	1	–
220	38	–	–	53	3	8	–	8	–	8	–	8.4	40900	–	–	–	–	–	–	–	–	–	–	–
221	86	–	–	47	1	22	–	22	–	22	–	8.4	38500	–	–	–	–	–	–	–	–	–	–	–
222	58	–	–	50	2	13	–	13	–	13	–	8.3	37700	–	–	–	–	–	–	–	–	–	–	–
223	67	–	–	49	2	25	–	25	–	16	–	8.3	39400	–	–	–	–	–	–	–	–	–	–	–
224	101	–	–	46	–	27	–	27	–	27	–	8.0	38700	–	–	–	–	–	–	–	–	–	–	–
225	130	–	–	42	1	35	–	35	–	35	–	8.3	38500	–	–	–	–	–	–	–	–	1	–	1
226	47	–	–	57	–	10	–	10	–	10	–	8.6	37500	–	–	–	–	–	–	–	–	–	–	–
27.02	4060	2	3	42	4	1175	13	1005	1	970	5	6.1	23700	1	149	7	4.8	131	4	26	24	53	34	4
101	78	–	–	36	10	30	–	23	–	16	–	5.7	21500	–	10	–	4.2	76	–	1	1	5	2	–
102	183	–	–	49	–	47	–	47	–	47	–	6.8	27800	–	–	–	–	–	–	1	1	1	1	–
103	40	–	–	40	3	14	–	14	–	12	–	6.6	26900	–	–	–	–	–	–	–	–	–	–	–
104	155	–	–	43	–	45	–	45	–	43	–	6.5	27600	–	–	–	–	–	–	–	–	–	–	–
105	117	–	–	39	–	36	–	36	–	36	–	6.2	24800	–	–	–	–	–	–	–	–	–	–	–
106	267	–	–	45	1	71	–	71	–	71	–	6.4	24200	–	–	–	–	–	–	–	–	–	3	–
107	85	–	–	51	2	20	–	20	–	20	–	6.9	24100	–	–	–	–	–	–	1	1	2	–	–
109	134	–	–	49	–	36	–	36	–	34	–	6.0	23300	–	1	...	...	...	–	–	–	–	1	–
110	218	–	–	40	2	64	–	32	–	35	–	6.6	26000	–	28	–	4.8	144	–	–	–	–	2	–
111	127	–	–	46	3	32	–	32	–	32	–	6.5	22900	–	–	–	–	–	–	1	1	–	–	–
112	39	–	–	54	–	9	–	9	–	9	–	5.9	20400	–	–	–	–	–	–	–	–	–	–	–
113	47	–	–	40	–	15	–	15	–	10	–	5.3	17800	–	4	...	...	...	–	–	–	1	3	1
114	49	–	–	37	–	15	–	15	–	14	–	5.6	18900	–	1	...	...	...	–	–	–	1	–	1
115	95	–	–	51	–	23	–	23	–	18	–	5.7	19400	–	5	–	5.4	...	–	–	–	–	1	–
116	68	–	–	44	–	18	–	18	–	18	–	5.7	19500	–	–	–	–	–	–	1	1	1	–	–
117	210	–	–	44	1	59	–	59	–	52	–	5.7	19800	–	6	–	5.7	...	–	1	1	1	–	–
118	77	–	–	49	–	20	–	20	–	17	–	6.6	26100	–	3	...	...	...	–	–	–	–	1	–
119	187	–	–	49	2	48	–	48	–	48	–	6.6	26600	–	–	–	–	–	–	–	–	2	1	–
120	65	–	–	42	3	18	–	18	–	18	–	6.8	28300	–	–	–	–	–	–	–	–	–	–	–
121	79	–	–	47	1	21	–	21	–	21	–	7.0	29200	–	–	–	–	–	–	–	–	–	–	–
122	87	–	–	47	2	23	–	23	–	23	–	6.3	26400	–	–	–	–	–	–	–	–	1	–	–
123	47	–	–	49	–	11	–	11	–	11	–	7.5	29300	–	–	–	–	–	–	–	–	–	–	–
124	38	3	–	34	3	13	–	13	–	11	–	5.4	14900	–	2	...	...	...	...	–	–	2	2	–
125	57	–	2	46	2	15	–	14	–	12	–	5.9	20100	–	3	...	...	...	–	–	–	–	1	–
902	108	–	–	44	1	27	–	26	–	23	–	6.2	21600	–	4	...	...	...	–	2	2	–	2	–
903	799	3	–	42	1	237	6	182	1	181	2	6.0	21100	1	54	4	4.8	142	7	4	4	8	12	2
904	30	–	–	43	13	10	1	10	–	9	1	5.6	23100	–	–	–	–	–	–	–	–	–	–	–
905	12	–	–	33	–	4	...	...	...	...	...	...	...	–	...	...	...	...	–	...	...	...	...	...
906	137	4	–	39	2	75	2	75	–	39	2	6.7	25700	3	2	...	...	...	...	1	1	2	1	–
907	408	16	25	25	26	115	2	42	–	88	–	4.5	26400	2	21	2	3.7	86	10	12	10	25	–	–
908	17	–	–	59	–	4	...	...	...	...	...	...	...	–	...	...	...	...	–	...	...	...	...	...
27.03	3201	1	–	36	4	989	2	858	–	833	–	5.9	22200	1	150	1	5.0	103	–	41	41	40	40	2
101	421	–	–	35	6	135	1	115	–	97	–	5.9	20400	–	35	–	4.8	101	–	1	1	5	7	2
102	72	–	–	42	11	20	–	20	–	18	–	5.7	16800	–	2	...	...	...	–	–	–	1	1	–
103	33	–	–	30	6	11	–	11	–	11	–	6.8	29000	–	–	–	–	–	–	–	–	–	–	–
109†	†	†	†	†	†	†	†	†	†	†	†	†	†	†	†	†	†	†	†	†	†	†	†	†
112†	†	†	†	†	†	†	†	†	†	†	†	†	†	†	†	†	†	†	†	†	†	†	†	†
116†	†	†	†	†	†	†	†	†	†	†	†	†	†	†	†	†	†	†	†	†	†	†	†	†
118†	†	†	†	†	†	†	†	†	†	†	†	†	†	†	†	†	†	†	†	†	†	†	†	†
119†	†	†	†	†	†	†	†	†	†	†	†	†	†	†	†	†	†	†	†	†	†	†	†	†
121†	†	†	†	†	†	†	†	†	†	†	†	†	†	†	†	†	†	†	†	†	†	†	†	†
124†	†	†	†	†	†	†	†	†	†	†	†	†	†	†	†	†	†	†	†	†	†	†	†	†

Table 2. **Characteristics of Housing Units and Population, by Blocks: 1970**—Con.

Wake County, N.C.

[Data exclude vacant seasonal and vacant migratory housing units. For minimum base for derived figures (percent, average, etc.) and meaning of symbols, see text]

Blocks Within Census Tracts	Total population	Percent of total population: Negro	In group quarters	Under 18 years	62 years and over	Year-round housing units: Total	Lacking some or all plumbing facilities	Units in—: One-unit structures	Structures of 10 or more units	Occupied housing units: Owner: Total	Lacking some or all plumbing facilities	Average number of rooms	Average value (dollars)	Percent Negro	Renter: Total	Lacking some or all plumbing facilities	Average number of rooms	Average contract rent (dollars)	Percent Negro	1.01 or more persons per room: Total	With all plumbing facilities	One-person households	With female head of family	With roomers, boarders, or lodgers
127†	†	†	†	†	†	†	†	†	†	†	†	†	†	†	†	†	†	†	†	†	†	†	†	†
201†	†	†	†	†	†	†	†	†	†	†	†	†	†	†	†	†	†	†	†	†	†	†	†	†
203†	†	†	†	†	†	†	†	†	†	†	†	†	†	†	†	†	†	†	†	†	†	†	†	†
204	9	–	–	44	11	2	...	...	...	...	...	...	...	–	...	...	...	...	–	...	...	...	...	...
205†	†	†	†	†	†	†	†	†	†	†	†	†	†	†	†	†	†	†	†	†	†	†	†	†
206	224	–	–	41	3	66	–	64	–	61	–	6.1	22700	–	5	–	4.8	...	–	2	2	2	4	–
207	53	–	–	38	4	16	–	16	–	15	–	5.3	15500	–	1	...	...	...	–	1	1	1	–	–
208	7	–	–	29	–	3	...	...	...	...	...	...	...	–	...	...	...	...	–	...	...	...	...	...
210	6	–	–	33	33	2	...	...	...	...	...	...	...	–	...	...	...	...	–	...	...	...	...	...
211	6	–	–	17	–	2	...	...	...	...	...	...	...	–	...	...	...	...	–	...	...	...	...	...
212	21	–	–	38	10	6	–	6	–	6	–	5.7	15600	–	–	–	–	–	–	–	–	–	–	–
213	8	–	–	38	–	3	...	...	...	...	...	...	...	–	...	...	...	...	–	...	...	...	...	...
214	33	–	–	42	6	10	–	9	–	9	–	7.3	23900	–	1	...	...	...	–	–	–	1	–	–
215	84	–	–	31	7	29	1	20	–	14	–	5.6	24400	–	14	1	5.0	104	–	1	1	4	–	–
217	4	...	...	...	...	2	...	...	...	...	...	...	...	...	...	...	...	...	...	...	...	...	...	...
218	4	...	...	...	...	4	...	...	...	...	...	...	...	...	...	...	...	...	...	...	...	...	...	...
28	10115	13	–	39	5	3018	108	2610	22	2159	55	5.8	17500	11	749	46	4.6	91	12	187	155	202	170	21
201	41	100	–	32	7	11	4	11	–	8	2	4.8	10900	100	3	...	...	...	...	1	1	–	2	–
202	63	100	–	44	14	15	4	15	–	12	3	4.8	7400	100	3	...	...	...	...	6	5	2	2	2
203	36	100	–	64	6	6	3	5	–	4	...	...	...	...	2	...	...	...	...	4	2	–	2	1
205	5	100	–	60	–	1	...	...	...	...	...	...	...	...	...	...	...	...	...	...	...	...	...	...
209	6	100	–	–	67	2	...	...	...	...	...	...	...	...	...	...	...	...	...	...	...	...	...	...
210	91	35	–	33	18	30	–	29	–	19	–	5.7	7800	32	9	–	4.3	54	33	5	5	5	4	–
211	7	–	–	14	29	3	...	...	...	...	...	...	...	–	...	...	...	...	–	...	...	...	...	...
212	64	48	–	39	6	18	1	16	–	8	1	5.3	6500	50	9	–	4.3	45	44	2	2	1	2	–
213	10	10	–	10	20	4	...	...	...	...	...	...	...	...	...	...	...	...	...	...	...	...	...	...
214	32	47	–	44	13	11	2	8	–	6	2	6.0	...	67	2	...	...	...	...	1	–	–	2	1
215	39	100	–	39	10	11	–	11	–	8	–	5.1	8000	100	2	...	...	...	...	3	3	1	1	–
216	5	–	–	20	20	2	...	...	...	...	...	...	...	–	...	...	...	...	–	...	...	...	...	...
217	7	–	–	43	–	2	...	...	...	...	...	...	...	–	...	...	...	...	–	...	...	...	...	...
301	13	23	–	39	23	5	–	5	–	1	...	...	...	...	4	...	...	...	...	–	–	1	1	–
302	2	...	...	...	...	1	...	...	...	...	...	...	...	...	...	...	...	...	...	...	...	...	...	...
304	48	10	–	29	13	19	–	17	–	9	–	5.8	12100	22	9	–	5.7	77	11	–	–	6	1	–
305	39	95	–	36	15	12	–	9	–	7	–	5.3	5700	100	5	–	4.2	...	80	3	3	2	1	–
306	34	71	–	35	3	11	–	8	–	6	–	5.3	13800	67	5	–	4.0	...	80	–	–	–	1	–
307	49	55	–	45	4	10	1	10	–	8	–	5.5	12600	75	2	...	...	...	...	2	1	–	2	–
308	17	24	–	41	6	5	–	2	–	1	...	...	...	...	4	...	...	...	...	–	–	–	1	–
309	90	8	–	33	13	27	1	26	–	20	–	6.1	13300	–	7	1	4.9	63	14	3	2	3	–	–
312	12	–	–	33	17	4	...	...	...	...	...	...	...	–	...	...	...	...	–	...	...	...	...	...
314#	60	7	–	35	2	21	–	14	–	10	–	4.8	11800	–	9	–	4.2	56	11	3	3	1	1	–
315	33	15	–	42	–	9	–	9	–	7	–	4.7	13000	14	2	...	...	...	...	2	2	–	–	–
316	31	–	–	39	3	9	–	9	–	9	–	5.9	16500	–	–	–	–	–	–	–	–	–	–	–
317	83	–	–	47	1	19	–	19	–	13	–	5.3	15700	–	6	–	6.0	103	–	3	3	–	–	–
318	122	12	–	38	2	33	–	32	–	26	–	5.5	17200	8	6	–	5.3	101	17	3	3	–	2	1
319	77	–	–	17	17	32	–	29	–	18	–	5.6	12900	–	13	–	4.5	72	–	1	1	7	2	–
320	95	–	–	42	5	27	–	25	–	16	–	5.6	13200	–	11	–	4.8	89	–	3	3	3	4	–
401	24	–	–	38	8	7	–	6	–	6	–	5.5	...	–	1	...	...	...	–	–	–	1	1	1
403	30	–	–	20	10	12	–	10	–	8	–	4.5	...	–	4	...	...	...	–	1	1	3	–	1
404	1	...	...	...	...	1	...	...	...	...	...	...	...	...	...	...	...	...	...	...	...	...	...	...
407	29	–	–	31	10	9	–	9	–	9	–	5.6	23800	–	–	–	–	–	–	–	–	–	1	–
408	86	5	–	47	1	23	–	23	–	21	–	6.4	23200	5	1	...	...	...	...	–	–	–	2	–
409	133	–	–	44	2	36	–	27	–	23	–	6.4	25500	–	13	–	4.6	120	–	3	3	1	1	–
410	20	–	–	35	15	7	–	7	–	6	–	4.5	15400	–	1	...	...	...	–	–	–	1	1	–
411	12	–	–	50	–	3	...	...	...	...	...	...	...	–	...	...	...	...	–	...	...	...	...	...
413	19	–	–	21	11	7	–	7	–	3	...	...	...	–	4	...	...	...	–	–	–	–	–	–
414	27	–	–	37	4	10	–	9	–	8	–	4.8	10300	–	1	...	...	...	–	1	1	–	1	–
415	21	–	–	24	10	8	–	8	–	8	–	6.0	12200	–	–	–	–	–	–	–	–	–	3	–
416	91	–	–	37	1	30	–	30	–	26	–	5.5	14500	–	4	...	...	...	–	–	–	4	1	–
417	27	–	–	41	7	8	–	8	–	6	–	5.0	15600	–	2	...	...	...	–	–	–	–	–	–
418	18	–	–	22	6	7	–	7	–	6	–	6.2	16900	–	1	...	...	...	–	–	–	1	–	–
419	39	–	–	46	–	10	–	10	–	8	–	5.8	19800	–	2	...	...	...	–	1	1	–	–	–
420	96	–	–	39	1	29	–	23	–	20	–	6.0	18800	–	7	–	3.4	104	–	–	–	1	1	–
421	16	–	–	38	–	5	–	4	–	3	...	...	...	–	1	...	...	...	–	...	...	...	...	...
422	81	–	–	41	1	22	–	22	–	19	–	6.3	19000	–	3	...	...	...	–	–	–	–	1	–
423	107	–	–	41	2	30	–	30	–	27	–	5.2	17100	–	3	...	...	...	–	–	–	1	2	–
501	63	–	–	40	2	18	–	18	–	16	–	5.6	17400	–	2	...	...	...	–	1	1	1	–	1
502	39	–	–	46	–	10	–	10	–	8	–	5.3	16600	–	2	...	...	...	–	1	1	–	–	–
503	112	–	–	41	4	30	–	30	–	18	–	5.8	17200	–	11	–	5.3	121	–	1	1	–	1	–
504	28	–	–	36	4	8	–	8	–	8	–	6.0	19100	–	–	–	–	–	–	–	–	–	–	–
505	43	–	–	37	7	15	–	15	–	13	–	5.8	17400	–	–	–	–	–	–	–	–	1	–	–
506	64	–	–	41	2	18	–	18	–	18	–	5.4	17100	–	–	–	–	–	–	–	–	–	1	–
507	165	–	–	44	4	43	–	43	–	38	–	6.3	23200	–	5	–	5.2	...	–	3	3	3	–	–
508	85	–	–	41	2	23	–	23	–	20	–	6.4	20100	–	3	...	...	...	–	–	–	–	–	–
509	40	–	–	23	5	11	–	11	–	11	–	6.0	20300	–	–	–	–	–	–	–	–	–	–	–
510	49	–	–	39	2	10	–	10	–	10	–	5.5	17500	–	–	–	–	–	–	3	3	–	–	–
511	78	–	–	44	–	18	–	18	–	16	–	5.8	16100	–	2	...	...	...	–	1	1	–	2	–
512	83	–	–	34	10	24	–	24	–	22	–	5.7	15600	–	2	...	...	...	–	–	–	2	–	–
513	76	–	–	41	1	19	–	19	–	19	–	6.2	19300	–	–	–	–	–	–	–	–	2	–	–
514	42	–	–	36	7	10	–	10	–	9	–	6.0	19200	–	1	...	...	...	–	1	1	–	1	–
515	79	5	–	37	4	22	–	22	–	20	–	6.9	25100	5	2	...	...	...	...	1	1	–	–	–
516	68	–	–	46	2	18	–	18	–	17	–	6.6	26500	–	1	...	...	...	–	–	–	1	1	–
517	52	–	–	50	10	12	–	12	–	11	–	6.4	23900	–	1	...	...	...	–	–	–	–	–	–
518	65	–	–	45	–	19	1	17	–	15	–	6.7	23200	–	3	...	...	...	–	–	–	–	1	–
601	47	–	–	43	2	12	1	12	–	11	1	6.4	21600	–	1	...	...	...	–	1	1	1	1	–
602	94	–	–	43	3	25	–	25	–	24	–	5.3	13000	–	1	...	...	...	–	1	1	–	–	–
603	73	–	–	40	1	21	–	21	–	17	–	5.4	15000	–	3	...	...	...	–	1	1	–	–	–
604	94	–	–	42	–	26	–	26	–	24	–	5.1	10800	–	2	...	...	...	–	3	3	2	2	–
605	49	–	–	41	2	13	–	13	–	11	–	5.1	11400	–	2	...	...	...	–	1	1	–	–	–
606	63	–	–	54	–	14	–	14	–	11	–	5.1	10100	–	3	...	...	...	–	3	3	–	1	–

[Data exclude vacant seasonal and vacant migratory housing units. For minimum base for derived figures (percent, average, etc.) and meaning of symbols, see text]

Blocks Within Census Tracts	Total population	Percent of total population				Year-round housing units				Occupied housing units													
								Units in—		Owner					Renter					1.01 or more persons per room				
	Total population	Negro	In group quarters	Under 18 years	62 years and over	Total	Lacking some or all plumbing facilities	One-unit structures	Structures of 10 or more units	Total	Lacking some or all plumbing facilities	Average number of rooms	Average value (dollars)	Percent Negro	Total	Lacking some or all plumbing facilities	Average number of rooms	Average contract rent (dollars)	Percent Negro	Total	With all plumbing facilities	One-person households	With female head of family	With roomers, boarders, or lodgers
608#	134	14	–	43	5	38	1	34	–	33	1	5.7	17300	12	5	–	5.0	99	–	2	2	2	2	–
610	2	...	...	...	...	1	...	...	...	...	...	...	...	...	...	...	...	...	...	...	...	...	...	...
611	10	–	–	30	20	2	...	...	...	...	...	...	...	–	...	...	...	...	–	...	...	...	...	...
615	142	50	–	44	9	36	7	35	–	31	4	5.2	12400	42	3	...	...	...	...	9	6	–	6	–
616	39	90	–	44	3	9	3	8	–	7	3	4.6	14100	86	2	...	...	...	...	4	2	–	1	–
617	57	11	–	33	4	19	–	10	2	7	–	5.7	17100	14	12	–	4.1	109	8	1	1	2	–	–
701	92	–	–	37	7	35	–	19	–	11	–	5.5	13900	–	21	–	4.5	93	–	–	–	4	4	–
703	50	–	–	48	2	12	–	12	–	12	–	5.8	14300	–	–	–	–	–	–	1	1	1	–	–
704	19	–	–	53	–	4	...	...	...	...	...	...	...	–	...	...	...	...	–	...	...	...	...	...
705	44	–	–	36	–	13	–	9	–	–	–	–	–	–	13	–	4.6	105	–	–	–	1	2	–
706	64	–	–	53	2	13	–	11	–	9	–	6.2	19500	–	4	...	...	...	–	1	1	–	–	–
707	300	–	–	42	1	91	–	67	–	50	–	5.1	13400	–	38	–	4.5	99	–	9	9	7	5	–
708	74	5	–	53	–	17	–	17	–	15	–	5.5	18100	7	2	...	...	...	...	1	1	–	1	1
709	865	12	1	38	4	261	14	227	5	202	8	6.1	21100	6	48	6	4.6	99	21	12	8	21	10	2
711	55	–	–	31	6	20	–	18	–	13	–	4.8	11000	–	5	–	4.8	...	–	–	–	1	3	–
712	9	–	–	44	11	3	...	...	...	...	...	...	...	–	...	...	...	...	–	...	...	...	...	...
713	29	–	–	35	3	11	–	9	–	6	–	5.8	12900	–	5	–	4.6	...	–	–	–	3	1	–
714	56	–	–	29	9	18	–	17	–	10	–	5.2	12400	–	7	–	4.7	84	–	–	–	2	1	–
801	37	–	–	38	5	11	–	11	–	10	–	6.6	27000	–	1	...	...	...	–	–	–	–	1	–
802	42	–	–	48	–	11	–	11	–	11	–	7.2	25900	–	–	–	–	–	–	–	–	–	–	–
803	43	–	–	35	2	13	–	13	–	13	–	7.2	26300	–	–	–	–	–	–	–	–	–	–	–
804	124	–	–	46	1	31	–	31	–	29	–	7.3	27800	–	1	...	...	...	–	–	–	–	1	–
805	16	–	–	31	6	4	...	...	...	...	...	...	...	–	...	...	...	...	–	...	...	...	...	...
806	50	–	–	44	2	13	–	13	–	13	–	6.5	26300	–	–	–	–	–	–	–	–	–	–	–
807	57	–	–	47	7	12	–	12	–	11	–	6.8	26300	–	1	...	...	...	–	–	–	–	–	–
808	33	–	–	33	3	11	–	11	–	11	–	6.3	20900	–	–	–	–	–	–	–	–	1	1	–
809	24	–	–	38	–	7	–	7	–	7	–	7.9	23800	–	–	–	–	–	–	–	–	–	–	–
810	89	–	–	43	–	24	–	24	–	24	–	5.4	17800	–	–	–	–	–	–	3	3	–	–	–
811	65	–	–	31	6	21	–	21	–	17	–	5.7	21100	–	2	...	...	...	–	–	–	–	–	1
812	183	–	–	36	2	54	–	46	–	46	–	5.9	20200	–	8	–	3.6	95	–	1	1	1	2	–
813	2	...	...	...	...	1	...	...	...	...	...	...	...	...	...	...	...	...	...	...	...	...	...	...
902	78	–	–	36	1	25	–	17	–	11	–	5.2	14500	–	14	–	4.8	103	–	–	–	3	–	1
903	110	–	–	39	2	29	–	29	–	26	–	5.2	16700	–	3	...	...	...	–	1	1	–	–	–
904	56	–	–	30	2	20	–	20	–	7	–	5.1	10500	–	9	–	4.4	95	–	2	2	–	1	1
905	324	5	–	32	8	114	5	94	–	65	1	5.3	12900	2	45	3	4.4	72	4	6	5	14	11	1
906	184	2	–	42	3	61	1	59	–	46	–	5.8	18500	2	10	–	5.3	94	–	1	1	7	4	1
907	740	32	–	35	9	235	14	186	7	136	6	5.6	13700	32	93	8	4.4	76	20	17	13	28	21	1
908	152	35	–	29	15	50	3	49	–	34	2	6.1	16600	32	14	1	5.0	61	14	2	1	5	1	–
910	46	–	–	37	–	15	–	8	–	7	–	5.3	10100	–	7	–	4.0	104	–	–	–	–	–	–
911	17	–	–	18	–	8	–	3	–	3	...	...	...	–	4	...	...	...	–	–	–	–	–	–
912	186	5	–	36	8	56	2	37	–	39	2	5.3	13500	5	16	–	4.6	96	–	2	2	4	2	–
913	88	48	–	41	7	24	5	23	–	21	4	5.2	16100	48	3	...	...	...	...	4	3	3	3	–
914	295	46	–	36	5	97	15	61	–	65	4	4.9	12400	39	26	9	4.1	64	35	11	7	10	7	–
917	164	6	–	34	6	55	2	31	–	30	1	5.8	19500	7	23	1	4.5	100	–	1	1	4	4	1
919	45	13	–	47	11	14	3	14	–	9	2	6.0	17900	22	3	...	...	...	...	1	1	2	–	–
932	52	85	–	44	12	13	3	11	–	7	–	5.6	8000	71	6	3	4.5	...	83	5	3	2	1	1
947	70	86	–	29	14	20	4	18	–	15	1	4.9	9800	100	5	3	4.0	55	20	5	3	2	3	–
951	71	–	11	32	14	19	–	19	–	15	–	5.7	19700	–	4	...	...	...	–	1	1	1	–	–
952	192	17	–	36	3	78	3	30	8	26	3	5.8	15500	35	37	–	4.6	144	5	2	1	2	10	–
956	12	–	–	42	–	4	...	...	...	...	...	...	...	–	...	...	...	...	–	...	...	...	...	...
957	637	1	–	41	3	187	2	173	–	150	–	6.1	22900	1	24	2	4.3	88	4	5	4	6	3	1
958	47	–	–	36	4	13	1	13	–	10	–	6.7	28800	–	3	...	...	...	–	1	1	–	–	–
959	4	...	...	...	...	2	...	...	...	...	...	...	...	...	...	...	...	...	...	...	...	...	...	...
30	3627	12	–	36	5	1147	39	816	14	733	15	5.5	18100	10	383	18	4.4	103	8	73	67	100	52	26
570	12	–	–	42	8	3	...	...	...	...	...	...	...	–	...	...	...	...	–	...	...	...	...	...
901	43	–	–	47	–	10	–	10	–	7	–	6.9	24300	–	3	...	...	...	–	–	–	–	–	–
902#	82	–	–	37	5	26	–	26	–	20	–	6.4	22400	–	5	–	5.0	95	–	–	–	–	–	–
903	42	–	–	55	–	11	–	11	–	9	–	6.2	20100	–	2	...	...	...	–	–	–	1	2	–
904	112	–	–	46	1	27	–	27	–	26	–	6.3	22700	–	1	...	...	...	–	1	1	–	–	–
905	320	3	–	30	1	116	–	53	14	34	–	5.9	21300	3	81	–	4.0	129	3	2	2	11	6	6
906	38	3	–	29	3	13	–	5	–	3	...	...	...	...	10	–	4.2	114	10	–	–	–	–	–
907	151	–	–	25	6	60	1	38	–	27	–	6.3	20100	–	31	–	3.8	123	–	–	–	8	1	2
908	91	–	–	44	1	24	–	24	–	19	–	6.2	22700	–	3	...	...	...	–	1	1	1	1	–
909	7	57	–	43	–	2	...	...	...	...	...	...	...	...	...	...	...	...	...	...	...	...	...	...
910	130	4	–	35	8	44	1	30	–	28	–	5.3	18800	–	13	1	4.3	70	–	4	4	4	–	2
911	197	6	–	35	4	61	–	56	–	39	–	6.1	21300	3	20	–	5.0	111	–	2	2	6	3	4
913	94	–	–	45	6	28	–	27	–	18	–	6.1	14800	–	9	–	5.2	112	–	2	2	3	1	–
924	–	–	–	–	–	1	...	...	...	...	...	...	...	–	...	...	...	...	–	...	...	...	...	...
929	25	100	–	40	12	4	...	...	...	...	...	...	...	...	...	...	...	...	...	...	...	...	...	...
930	319	90	1	39	12	90	9	86	–	61	6	5.2	12100	90	24	2	4.2	59	83	19	17	10	5	6
931	11	–	–	27	–	5	1	4	–	3	...	...	...	–	2	...	...	...	–	–	–	1	–	–
933	163	9	–	33	6	56	5	27	–	39	3	4.6	7700	8	16	2	4.0	82	6	5	4	3	3	–
934	40	–	–	25	20	14	2	10	–	10	–	5.6	10800	–	3	...	...	...	–	–	–	1	–	–
935	26	–	–	35	–	6	–	6	–	–	–	–	–	–	6	–	5.7	83	–	1	1	–	–	–
936	44	18	–	21	18	14	1	12	–	10	–	5.3	15500	10	4	...	...	...	...	1	1	1	1	–
937	337	2	–	36	6	110	3	47	–	63	–	5.0	17300	–	45	3	4.7	111	2	5	5	9	6	2
938	49	–	–	41	2	18	1	9	–	5	–	6.2	...	–	12	–	3.9	80	–	1	1	6	1	–
939	54	–	–	30	2	20	–	13	–	9	–	5.4	17100	–	10	–	3.7	81	–	1	1	4	3	–
940	15	–	–	53	7	4	...	...	...	...	...	...	...	–	...	...	...	...	–	...	...	...	...	...
941	122	–	–	39	6	32	1	32	–	28	–	5.6	13800	–	3	...	...	...	–	2	2	–	–	–
942	22	–	–	27	14	8	–	7	–	5	–	6.8	20700	–	3	...	...	...	–	–	–	1	1	–
944	18	–	–	50	–	5	–	5	–	5	–	5.6	20500	–	–	–	–	–	–	–	–	–	1	–
945	34	–	–	38	–	10	–	10	–	10	–	5.9	22600	–	–	–	–	–	–	–	–	–	–	–
946	53	–	–	36	6	16	1	15	–	14	1	6.4	20200	–	2	...	...	...	–	1	1	1	–	1
947	108	–	–	47	1	25	–	25	–	25	–	5.5	20200	–	–	–	–	–	–	3	3	–	–	1
948	57	14	–	39	–	14	1	14	–	13	–	6.0	19700	–	1	...	...	...	...	1	–	–	–	–
949	182	–	–	37	2	61	1	48	–	43	1	5.6	19200	–	16	–	4.5	100	–	2	2	7	3	–
951	142	9	–	35	4	44	2	40	–	34	–	6.3	22700	–	9	2	4.9	79	22	3	1	2	2	–

[Data exclude vacant seasonal and vacant migratory housing units. For minimum base for derived figures (percent, average, etc.) and meaning of symbols, see text]

Blocks Within Census Tracts	Total population	Percent of total population: Negro	In group quarters	Under 18 years	62 years and over	Year-round housing units: Total	Lacking some or all plumbing facilities	Units in—: One-unit structures	Structures of 10 or more units	Occupied housing units: Owner: Total	Lacking some or all plumbing facilities	Average number of rooms	Average value (dollars)	Percent Negro	Renter: Total	Lacking some or all plumbing facilities	Average number of rooms	Average contract rent (dollars)	Percent Negro	1.01 or more persons per room: Total	With all plumbing facilities	One-person households	With female head of family	With roomers, boarders, or lodgers
952	257	7	–	32	4	91	9	53	–	56	4	4.6	9300	11	33	4	4.4	97	6	4	4	9	3	–
954	24	–	–	33	8	8	–	5	–	4	...	...	...	–	4	...	...	...	–	1	1	–	1	–
964	151	16	–	38	1	49	–	18	–	41	–	4.5	10700	10	8	–	4.3	93	–	4	4	7	4	–
968	55	9	–	47	7	17	–	11	–	14	–	5.4	...	7	3	...	...	...	...	2	2	3	2	–
35	10674	2	–	39	5	3290	50	2510	147	2460	32	6.3	23500	2	675	17	4.6	102	5	109	100	251	120	19
101	41	–	–	39	–	11	–	11	–	11	–	7.5	31800	–	–	–	–	–	–	–	–	–	–	–
102	32	–	–	44	–	8	–	8	–	8	–	7.3	34400	–	–	–	–	–	–	–	–	–	–	–
103	34	–	–	41	–	9	–	9	–	9	–	8.6	37500	–	–	–	–	–	–	–	–	–	1	–
104	29	–	–	52	–	7	–	7	–	7	–	8.6	35400	–	–	–	–	–	–	–	–	–	–	–
105	87	–	–	49	–	21	–	21	–	19	–	7.2	28700	–	1	...	...	...	–	–	–	–	1	–
106	76	–	–	38	3	22	–	21	–	22	–	7.1	27400	–	–	–	–	–	–	–	–	1	–	–
109	9	–	–	22	–	3	...	...	...	...	...	...	...	–	...	...	...	...	–	...	...	...	...	...
110	90	–	–	49	–	22	–	22	–	22	–	7.9	30000	–	–	–	–	–	–	–	–	–	–	–
111	33	–	–	46	3	9	–	9	–	8	–	8.6	31800	–	1	...	...	...	–	–	–	–	–	–
112	26	–	–	46	–	7	–	7	–	7	–	7.0	31800	–	–	–	–	–	–	–	–	–	–	–
202	17	–	–	35	12	6	–	3	–	2	...	...	...	–	4	...	...	...	–	1	1	2	–	–
203	12	8	–	17	17	5	–	3	–	4	...	...	...	...	1	...	...	...	...	1	1	2	–	–
204	5	–	–	60	–	1	...	...	...	...	...	...	...	–	...	...	...	...	–	...	...	...	...	...
205	5	100	–	60	–	1	...	...	...	...	...	...	...	...	...	...	...	...	...	...	...	...	...	...
206	77	39	–	35	8	25	2	25	–	20	1	5.6	13800	50	3	...	...	...	...	1	1	3	6	–
207	12	100	–	33	17	4	...	...	...	...	...	...	...	...	...	...	...	...	...	...	...	...	...	...
208	25	40	–	32	20	9	2	9	–	7	1	5.7	12600	29	1	...	...	...	...	–	–	–	2	–
209	39	–	–	46	–	11	–	7	–	5	–	6.0	19300	–	6	–	4.8	107	–	1	1	1	1	–
210	186	11	–	39	10	57	3	55	–	45	3	5.4	14600	9	10	–	4.5	84	30	4	3	5	4	–
211	47	–	–	26	2	16	–	11	–	10	–	5.5	15600	–	6	–	4.5	90	–	–	–	2	–	–
212	96	5	–	29	8	36	–	28	–	19	–	5.2	12600	5	15	–	4.5	83	–	1	1	7	2	1
213	7	–	–	–	57	4	...	...	...	...	...	...	...	–	...	...	...	...	–	...	...	...	...	...
214	38	–	–	37	8	11	–	5	–	5	–	7.4	15800	–	6	–	4.0	77	–	1	1	–	–	–
215	3	...	...	...	...	1	...	...	...	...	...	...	...	...	...	...	...	...	...	...	...	...	...	...
216	6	100	–	67	–	1	...	...	...	...	...	...	...	...	...	...	...	...	...	...	...	...	...	...
217	–	–	–	–	–	1	...	...	...	...	...	...	...	–	...	...	...	...	–	...	...	...	...	...
218	2	...	...	...	...	1	...	...	...	...	...	...	...	...	...	...	...	...	...	...	...	...	...	...
219	41	–	–	32	17	16	–	15	–	11	–	5.4	10500	–	2	...	...	...	–	–	–	2	2	–
220	31	–	–	42	10	11	–	6	–	2	...	...	...	–	8	–	4.8	64	–	2	2	3	1	–
222	60	–	–	32	22	23	–	13	–	12	–	5.6	13300	–	11	–	4.6	60	–	2	2	7	2	–
301	20	–	–	25	10	7	–	5	–	6	–	7.0	19500	–	1	...	...	...	–	–	–	1	–	2
302	9	–	–	56	–	3	...	...	...	...	...	...	...	–	...	...	...	...	–	...	...	...	...	...
303	8	–	–	38	–	4	...	...	...	...	...	...	...	–	...	...	...	...	–	...	...	...	...	...
305	140	–	–	36	5	46	–	27	–	19	–	5.6	18000	–	27	–	4.7	97	–	1	1	6	3	–
306	45	–	–	31	11	16	–	13	–	12	–	6.2	14400	–	4	...	...	...	–	–	–	2	2	–
307	12	–	–	25	8	5	–	5	–	3	...	...	...	–	2	...	...	...	–	–	–	1	–	–
308	69	6	–	29	15	26	–	22	–	10	–	5.3	18600	–	14	–	4.4	84	14	2	2	4	1	–
309	37	–	–	35	–	12	–	12	–	8	–	4.8	11300	–	3	...	...	...	–	2	2	–	1	–
311	72	–	–	35	8	28	–	24	–	16	–	4.7	11600	–	8	–	4.4	79	–	1	1	4	1	–
312	48	29	–	33	6	16	2	16	–	10	2	4.8	13800	20	5	–	4.8	112	20	4	3	3	1	–
313†	†	†	†	†	†	†	†	†	†	†	†	†	†	†	†	†	†	†	†	†	†	†	†	†
314†	†	†	†	†	†	†	†	†	†	†	†	†	†	†	†	†	†	†	†	†	†	†	†	†
315	23	22	–	22	17	10	2	6	–	6	1	4.8	...	–	3	...	...	...	...	1	–	1	1	–
316†	†	†	†	†	†	†	†	†	†	†	†	†	†	†	†	†	†	†	†	†	†	†	†	†
317†	†	†	†	†	†	†	†	†	†	†	†	†	†	†	†	†	†	†	†	†	†	†	†	†
318†	†	†	†	†	†	†	†	†	†	†	†	†	†	†	†	†	†	†	†	†	†	†	†	†
319†	†	†	†	†	†	†	†	†	†	†	†	†	†	†	†	†	†	†	†	†	†	†	†	†
320†	†	†	†	†	†	†	†	†	†	†	†	†	†	†	†	†	†	†	†	†	†	†	†	†
321†	†	†	†	†	†	†	†	†	†	†	†	†	†	†	†	†	†	†	†	†	†	†	†	†
322†	†	†	†	†	†	†	†	†	†	†	†	†	†	†	†	†	†	†	†	†	†	†	†	†
401†	†	†	†	†	†	†	†	†	†	†	†	†	†	†	†	†	†	†	†	†	†	†	†	†
402†	†	†	†	†	†	†	†	†	†	†	†	†	†	†	†	†	†	†	†	†	†	†	†	†
403†	†	†	†	†	†	†	†	†	†	†	†	†	†	†	†	†	†	†	†	†	†	†	†	†
404	96	–	–	43	2	24	–	24	–	22	–	6.9	24200	–	2	...	...	...	–	–	–	–	–	–
405	72	–	–	49	–	19	–	19	–	19	–	6.5	21800	–	–	–	–	–	–	–	–	–	1	–
406	53	–	–	49	6	12	–	12	–	11	–	6.1	22300	–	1	...	...	...	–	1	1	–	1	–
407†	†	†	†	†	†	†	†	†	†	†	†	†	†	†	†	†	†	†	†	†	†	†	†	†
408†	†	†	†	†	†	†	†	†	†	†	†	†	†	†	†	†	†	†	†	†	†	†	†	†
409†	†	†	†	†	†	†	†	†	†	†	†	†	†	†	†	†	†	†	†	†	†	†	†	†
410†	†	†	†	†	†	†	†	†	†	†	†	†	†	†	†	†	†	†	†	†	†	†	†	†
411†	†	†	†	†	†	†	†	†	†	†	†	†	†	†	†	†	†	†	†	†	†	†	†	†
412†	†	†	†	†	†	†	†	†	†	†	†	†	†	†	†	†	†	†	†	†	†	†	†	†
413†	†	†	†	†	†	†	†	†	†	†	†	†	†	†	†	†	†	†	†	†	†	†	†	†
414†	†	†	†	†	†	†	†	†	†	†	†	†	†	†	†	†	†	†	†	†	†	†	†	†
415†	†	†	†	†	†	†	†	†	†	†	†	†	†	†	†	†	†	†	†	†	†	†	†	†
416†	†	†	†	†	†	†	†	†	†	†	†	†	†	†	†	†	†	†	†	†	†	†	†	†
417†	†	†	†	†	†	†	†	†	†	†	†	†	†	†	†	†	†	†	†	†	†	†	†	†
418†	†	†	†	†	†	†	†	†	†	†	†	†	†	†	†	†	†	†	†	†	†	†	†	†
419†	†	†	†	†	†	†	†	†	†	†	†	†	†	†	†	†	†	†	†	†	†	†	†	†
420†	†	†	†	†	†	†	†	†	†	†	†	†	†	†	†	†	†	†	†	†	†	†	†	†
422†	†	†	†	†	†	†	†	†	†	†	†	†	†	†	†	†	†	†	†	†	†	†	†	†
501	83	–	–	43	1	21	–	21	–	21	–	6.5	21300	–	–	–	–	–	–	–	–	–	–	–
502	73	–	–	41	1	20	–	20	–	19	–	6.7	23000	–	1	...	...	...	–	–	–	–	4	–
503#	263	3	–	41	4	73	4	68	–	59	2	6.4	23600	2	12	2	4.2	115	17	5	4	4	2	–
504	73	–	–	47	4	16	–	16	–	15	–	8.1	27500	–	1	...	...	...	–	–	–	–	1	–
505	66	–	–	46	2	15	1	15	–	15	1	7.0	23800	–	–	–	–	–	–	–	–	–	1	–
506	98	–	–	48	–	24	–	24	–	23	–	6.8	22200	–	1	...	...	...	–	1	1	1	–	–
507	43	–	–	44	2	12	–	12	–	11	–	5.8	19300	–	1	...	...	...	–	–	–	1	1	–
508	57	–	–	44	2	15	–	15	–	13	–	6.3	23200	–	1	...	...	...	–	2	2	–	–	–
509	1	...	...	...	...	1	...	...	...	...	...	...	...	...	...	...	...	...	...	...	...	...	...	...
510	44	–	–	41	2	13	–	13	–	11	–	6.4	20800	–	2	...	...	...	–	–	–	–	1	–
511†	†	†	†	†	†	†	†	†	†	†	†	†	†	†	†	†	†	†	†	†	†	†	†	†
512†	†	†	†	†	†	†	†	†	†	†	†	†	†	†	†	†	†	†	†	†	†	†	†	†

[Data exclude vacant seasonal and vacant migratory housing units. For minimum base for derived figures (percent, average, etc.) and meaning of symbols, see text]

Blocks Within Census Tracts	Total population	Percent of total population: Negro	In group quarters	Under 18 years	62 years and over	Year-round housing units: Total	Lacking some or all plumbing facilities	Units in—: One-unit structures	Structures of 10 or more units	Occupied housing units: Owner: Total	Lacking some or all plumbing facilities	Average number of rooms	Average value (dollars)	Percent Negro	Renter: Total	Lacking some or all plumbing facilities	Average number of rooms	Average contract rent (dollars)	Percent Negro	1.01 or more persons per room: Total	With all plumbing facilities	One-person households	With female head of family	With roomers, boarders, or lodgers
514†	†	†	†	†	†	†	†	†	†	†	†	†	†	†	†	†	†	†	†	†	†	†	†	†
515†	†	†	†	†	†	†	†	†	†	†	†	†	†	†	†	†	†	†	†	†	†	†	†	†
516†	†	†	†	†	†	†	†	†	†	†	†	†	†	†	†	†	†	†	†	†	†	†	†	†
517†	†	†	†	†	†	†	†	†	†	†	†	†	†	†	†	†	†	†	†	†	†	†	†	†
518	43	–	–	56	–	9	–	9	–	9	–	7.2	24200	–	–	–	–	–	–	–	–	–	–	–
519	14	–	–	29	–	5	–	–	–	–	–	–	–	–	5	–	5.0	115	–	–	–	1	–	–
520	293	–	–	48	2	70	1	70	–	62	1	7.2	25400	–	7	–	6.4	136	–	1	1	4	1	–
521	76	–	–	61	–	14	–	14	–	14	–	7.8	25200	–	–	–	–	–	–	–	–	–	–	–
522	75	–	–	39	3	25	–	25	–	22	–	6.8	28000	–	–	–	–	–	–	–	–	1	–	–
523	9	–	–	33	–	3	...	...	...	...	...	...	...	–	...	...	...	...	–	...	...	...	...	...
524	7	–	–	57	–	2	...	...	...	...	...	...	...	–	...	...	...	...	–	...	...	...	...	...
601	32	–	–	44	–	10	–	5	–	6	–	6.2	17800	–	4	...	...	...	–	–	–	1	1	–
602	13	–	–	39	8	4	...	...	...	...	...	...	...	–	...	...	...	...	–	...	...	...	...	...
603	5	–	–	20	20	1	...	...	...	...	...	...	...	–	...	...	...	...	–	...	...	...	...	...
604	30	–	–	40	–	8	–	8	–	6	–	4.7	13100	–	2	...	...	...	–	1	1	–	–	–
605	70	–	–	40	10	22	1	22	–	21	1	5.5	15000	–	1	...	...	...	–	–	–	3	1	–
606	43	–	–	30	16	14	–	12	–	11	–	5.9	15100	–	3	...	...	...	–	–	–	–	–	–
607	52	–	–	33	15	16	–	14	–	6	–	4.8	12800	–	10	–	4.8	79	–	2	2	1	2	–
608	3	...	...	...	...	1	...	...	...	...	...	...	...	...	...	...	...	...	...	...	...	...	...	...
609	64	–	–	48	–	16	–	10	–	8	–	5.8	14100	–	8	–	4.5	66	–	3	3	1	2	–
610	30	13	–	10	30	15	1	14	–	12	1	5.5	13200	17	2	...	...	...	...	–	–	7	–	1
611	65	–	–	40	14	20	–	19	–	4	...	...	...	–	14	–	5.1	63	–	–	–	1	2	–
612	10	–	–	50	20	3	...	...	...	...	...	...	...	–	...	...	...	...	–	...	...	...	...	...
617	28	–	–	54	4	6	–	6	–	5	–	6.2	17000	–	1	...	...	...	–	–	–	–	–	–
618	79	–	–	44	1	19	–	19	–	15	–	5.3	13900	–	4	...	...	...	–	3	3	–	–	–
620	44	–	–	55	–	10	–	10	–	8	–	4.9	13400	–	2	...	...	...	–	1	1	–	–	–
621	40	–	–	45	–	10	–	10	–	9	–	5.2	12600	–	1	...	...	...	–	–	–	–	–	–
902	264	–	–	44	5	74	–	69	–	56	–	5.3	12600	–	17	–	4.9	104	–	7	7	4	6	–
905	253	29	–	35	12	79	8	74	–	53	5	5.6	14000	21	24	3	4.8	66	33	5	3	8	5	1
907	35	–	–	54	–	11	–	11	–	8	–	5.8	24800	–	–	–	–	–	–	1	1	–	–	–
921	84	–	–	30	7	27	–	24	–	22	–	7.2	28000	–	5	–	4.8	...	–	–	–	2	–	–
922	5	–	–	–	60	3	...	...	...	...	...	...	...	–	...	...	...	...	–	...	...	...	...	...
923†	†	†	†	†	†	†	†	†	†	†	†	†	†	†	†	†	†	†	†	†	†	†	†	†
924	6	67	–	–	33	3	...	...	...	...	...	...	...	...	...	...	...	...	...	...	...	...	...	...
925	599	–	–	29	4	223	2	60	–	195	1	4.6	18900	–	28	1	4.5	105	4	9	8	30	11	3
926	96	6	–	40	5	28	1	28	–	23	1	6.1	18400	9	5	–	5.0	...	–	1	1	2	4	–
927	90	–	–	41	4	26	–	21	–	22	–	6.2	26900	–	4	...	...	...	–	1	1	2	–	–
928†	†	†	†	†	†	†	†	†	†	†	†	†	†	†	†	†	†	†	†	†	†	†	†	†
930†	†	†	†	†	†	†	†	†	†	†	†	†	†	†	†	†	†	†	†	†	†	†	†	†
931†	†	†	†	†	†	†	†	†	†	†	†	†	†	†	†	†	†	†	†	†	†	†	†	†
934	6	–	–	67	–	2	...	...	...	...	...	...	...	–	...	...	...	...	–	...	...	...	...	...
936	28	–	–	29	4	10	–	10	–	8	–	8.3	55600	–	1	...	...	...	–	–	–	–	–	1
937	3	...	...	...	...	1	...	...	...	...	...	...	...	...	...	...	...	...	...	...	...	...	...	...
940†	†	†	†	†	†	†	†	†	†	†	†	†	†	†	†	†	†	†	†	†	†	†	†	†
941†	†	†	†	†	†	†	†	†	†	†	†	†	†	†	†	†	†	†	†	†	†	†	†	†
942†	†	†	†	†	†	†	†	†	†	†	†	†	†	†	†	†	†	†	†	†	†	†	†	†
943	205	–	–	42	1	76	1	75	–	55	1	7.0	30200	–	1	...	...	...	–	2	2	–	–	–
37	2385	13	–	39	4	708	52	700	–	603	32	6.6	26100	9	67	18	5.2	106	31	26	12	35	39	5
901	74	–	–	42	5	23	–	23	–	20	–	6.0	19600	–	3	...	...	...	–	1	1	4	2	–
902	63	–	–	27	2	22	–	22	–	22	–	5.8	19300	–	–	–	–	–	–	–	–	1	2	–
903	32	–	–	53	–	7	–	7	–	7	–	7.6	37100	–	–	–	–	–	–	–	–	–	–	–
906	62	–	–	24	10	23	1	23	–	17	–	6.5	25300	–	6	1	4.8	138	–	–	–	5	2	1
911	257	54	–	31	9	75	21	73	–	54	12	6.0	23700	43	18	9	5.2	91	67	9	2	6	8	–
912#	165	35	–	46	2	41	5	40	–	27	1	6.1	20300	30	13	4	4.2	74	15	5	3	4	2	1
913	22	–	–	27	5	10	–	10	–	7	–	6.3	17500	–	–	–	–	–	–	–	–	–	2	–
914	1260	5	–	41	3	372	12	372	–	336	11	6.6	25100	5	9	–	6.4	174	11	6	4	8	13	1
915	85	5	–	34	11	26	1	26	–	21	1	5.7	23000	5	4	...	...	...	...	1	1	2	2	–
916	42	–	–	41	5	12	–	12	–	12	–	7.8	39800	–	–	–	–	–	–	–	–	1	–	–
917	51	12	–	35	2	15	2	15	–	14	2	7.1	34100	7	1	...	...	...	...	–	–	–	1	–
918	235	2	–	39	5	73	4	68	–	62	2	7.6	39100	2	8	1	5.8	...	13	2	1	3	2	2
919	37	87	–	41	14	9	6	9	–	4	...	...	...	...	5	3	4.8	...	80	2	–	1	3	–
40	2684	3	–	40	3	996	20	758	92	520	7	7.3	30700	1	253	8	4.7	171	4	15	12	46	25	7
903#	56	45	–	46	11	15	–	12	–	6	–	5.7	...	17	9	–	5.2	67	33	2	2	2	–	1
904	19	26	–	21	26	5	1	5	–	3	...	...	...	...	2	...	...	...	...	1	–	–	2	–
905	12	–	–	25	–	4	...	...	...	...	...	...	...	–	...	...	...	...	–	...	...	...	...	...
906	17	–	–	41	–	5	–	5	–	5	–	6.0	...	–	–	–	–	–	–	–	–	–	–	–
907	83	–	–	39	2	24	–	24	–	22	–	6.9	25400	–	–	–	–	–	–	1	1	–	–	–
908	32	13	–	31	9	11	1	9	–	5	–	6.2	...	20	5	1	4.8	...	20	–	–	1	–	–
909	431	7	–	33	1	207	5	102	89	59	1	6.5	27300	7	96	3	4.1	157	2	4	2	29	9	2
910	56	–	–	36	4	17	–	17	–	16	–	7.4	28900	–	1	...	...	...	–	–	–	–	–	–
911	119	–	–	45	2	32	–	32	–	32	–	8.0	34900	–	–	–	–	–	–	–	–	–	1	–
912	84	–	–	42	2	23	–	23	–	22	–	7.1	27300	–	1	...	...	...	–	–	–	–	1	–
914	65	–	–	40	2	18	–	18	–	18	–	6.9	26600	–	–	–	–	–	–	–	–	–	–	–
915	47	–	–	49	2	11	–	10	–	9	–	8.0	30000	–	2	...	...	...	–	–	–	1	–	–
916	137	2	–	45	2	41	3	37	–	26	1	7.2	28800	–	11	1	4.5	115	9	–	–	–	1	1
917	910	–	–	44	2	294	7	267	2	184	5	7.4	30700	–	56	1	4.9	174	–	1	1	7	8	2
918	57	9	–	33	16	17	2	17	–	9	–	6.1	16900	–	7	1	5.7	73	14	–	–	–	1	–
919	390	1	–	36	1	214	–	118	1	56	–	8.0	40700	–	62	–	5.4	222	2	5	5	5	2	1
920	169	–	–	43	3	58	1	58	–	44	–	7.5	32400	–	1	...	...	...	–	1	1	1	–	–
41	1645	13	–	36	5	520	23	396	1	343	5	5.9	22800	7	152	16	4.8	102	18	32	20	28	35	4
108	13	–	–	46	8	3	...	...	...	...	...	...	...	–	...	...	...	...	–	...	...	...	...	...
109	6	–	–	33	–	2	...	...	...	...	...	...	...	–	...	...	...	...	–	...	...	...	...	...
110	8	–	–	25	13	3	...	...	...	...	...	...	...	–	...	...	...	...	–	...	...	...	...	...
111	5	–	–	40	–	2	...	...	...	...	...	...	...	–	...	...	...	...	–	...	...	...	...	...
112	12	–	–	58	–	2	...	...	...	...	...	...	...	–	...	...	...	...	–	...	...	...	...	...
901	87	–	–	30	12	32	–	22	–	18	–	5.4	15700	–	11	–	4.3	108	–	–	–	1	3	–

Table 2. **Characteristics of Housing Units and Population, by Blocks: 1970**—Con.

Wake County, N.C.

[Data exclude vacant seasonal and vacant migratory housing units. For minimum base for derived figures (percent, average, etc.) and meaning of symbols, see text]

Blocks Within Census Tracts	Total population	Percent of total population				Year-round housing units				Occupied housing units													
								Units in—		Owner					Renter					1.01 or more persons per room				
		Negro	In group quarters	Under 18 years	62 years and over	Total	Lacking some or all plumbing facilities	One-unit structures	Structures of 10 or more units	Total	Lacking some or all plumbing facilities	Average number of rooms	Average value (dollars)	Percent Negro	Total	Lacking some or all plumbing facilities	Average number of rooms	Average contract rent (dollars)	Percent Negro	Total	With all plumbing facilities	One-person households	With female head of family	With roomers, boarders, or lodgers
904	238	17	–	30	6	85	1	40	–	40	–	5.2	14800	15	42	1	4.7	116	10	3	3	5	8	1
906	2	...	...	...	...	1	...	...	...	...	...	...	...	...	...	...	...	...	...	...	...	...	...	...
917	39	31	–	31	3	14	1	4	–	9	–	4.2	...	–	5	1	3.2	...	20	1	–	3	1	–
918	73	7	–	32	10	30	2	22	–	14	–	5.2	13800	–	10	1	4.5	84	10	3	2	1	1	–
919	9	–	–	33	11	3	...	...	...	...	...	...	...	–	...	...	...	...	–	...	...	...	...	...
920	72	19	–	43	3	22	1	16	–	6	–	5.2	...	–	12	1	4.6	93	25	3	2	–	–	–
921	14	–	–	57	–	3	...	...	...	...	...	...	...	–	...	...	...	...	–	...	...	...	...	...
923	346	28	–	34	3	106	11	66	1	72	3	5.7	24800	19	33	8	4.7	87	33	9	4	10	10	2
934	34	–	–	27	–	11	–	11	–	10	–	8.1	57000	–	–	–	–	–	–	–	–	1	–	–
935	12	–	–	42	–	4	...	...	...	...	...	...	...	–	...	...	...	...	–	...	...	...	...	...
936	31	–	–	45	–	7	–	7	–	7	–	8.9	55000	–	–	–	–	–	–	–	–	–	–	–
937	59	19	–	34	15	17	1	16	–	12	–	6.7	24800	–	4	...	...	...	...	2	1	1	–	1
938	260	14	–	45	2	77	4	73	–	52	1	6.3	24500	6	21	2	5.6	120	24	3	1	4	3	–
939	251	1	–	36	4	71	2	71	–	64	1	6.0	18600	–	5	1	5.8	...	20	4	3	1	6	–
940	74	–	–	26	14	25	–	25	–	20	–	5.7	15800	–	5	–	5.0	63	–	1	1	1	1	–

☆ U.S. GOVERNMENT PRINTING OFFICE : 1971 481-739/1160

U.S. DEPARTMENT OF COMMERCE
Bureau of the Census
Washington, D.C. 20233

OFFICIAL BUSINESS

POSTAGE AND FEES PAID
U.S. DEPARTMENT OF COMMERCE

U.S.MAIL

PUBLICATION AND SUMMARY COMPUTER TAPE PROGRAM

More detailed descriptions of this program appear in other final reports of the 1970 census, and in a statement which can be obtained free of charge from the Bureau of the Census or any U.S. Department of Commerce Field Office. Series marked with an asterisk (*) consist of separate reports for each State, the District of Columbia, and (generally) Puerto Rico and other outlying areas, as well as a national summary report. The HC(1)-A and B reports will also be issued in a set of clothbound State books each containing the two reports for the particular State, and designated as Housing Volume I; similarly, the PC(1)-A, B, C, and D reports will also be issued in a set of clothbound State books designated as Population Volume I. Series marked with a dagger (†) are based on sample surveys conducted separately from and after the main data-collection process.

Housing Census Reports

Series HC(1)-A*
GENERAL HOUSING CHARACTERISTICS

Data on the housing subjects collected on a 100-percent basis are presented for States (by urban and rural residence), standard metropolitan statistical areas (SMSA's), urbanized areas, places of 1,000 inhabitants or more, and counties.

Series HC(1)-B*
DETAILED HOUSING CHARACTERISTICS

Statistics will be presented on a more detailed basis for the subjects included in the series HC(1)-A reports as well as subjects collected on a sample basis. Data will be presented for States (by urban, rural-nonfarm, and rural farm residence), SMSA's, urbanized areas, places of 2,500 inhabitants or more, and counties.

Series HC(2)
METROPOLITAN HOUSING CHARACTERISTICS

These reports cover most of the 1970 housing subjects in considerable detail and cross-classification. There will be one report for each SMSA, presenting data for the SMSA, its central cities, and places of 50,000 inhabitants or more, as well as a national summary report.

Series HC(3)
BLOCK STATISTICS

One report is being issued for each urbanized area showing data for individual blocks on selected housing and population subjects. The series also includes reports for the communities outside urbanized areas which have contracted with the Census Bureau to provide block statistics from the 1970 census.

Series HC(4)†
COMPONENTS OF INVENTORY CHANGE

Each report will contain data on 1960 to 1970 changes in the housing inventory as well as 1960 and 1970 characteristics for units that have not changed. Statistics will be shown for 15 selected SMSA's and for the United States and regions.

Series HC(5)†
RESIDENTIAL FINANCE

Data on financing and characteristics of homeowner properties and rental and vacant properties will be shown for the United States and regions.

Series HC(6)
ESTIMATES OF SUBSTANDARD HOUSING

This series will consist of a single report presenting counts of "substandard" housing units for counties and cities, based on the number of units lacking plumbing facilities combined with estimates of units with all plumbing facilities but in "dilapidated" condition.

Series HC(7)
SUBJECT REPORTS

Each report in this series will concentrate on a particular subject such as housing characteristics by household composition, housing of minority groups and senior citizens, etc. Data will generally be provided on a national level; in some reports, data for States or SMSA's may also be shown.

Population Census Reports

Series PC(1)-A*
NUMBER OF INHABITANTS

Final official population counts are presented for States, counties by urban and rural residence, SMSA's, urbanized areas, county subdivisions, all incorporated places and unincorporated places of 1,000 inhabitants or more.

Series PC(1)-B*
GENERAL POPULATION CHARACTERISTICS

Data on the population subjects collected on a 100-percent basis are presented for States, counties by urban and rural residence, SMSA's, urbanized areas, county subdivisions, and places of 1,000 inhabitants or more.

Series PC(1)-C*
GENERAL SOCIAL AND ECONOMIC CHARACTERISTICS

Data on the population subjects collected on a sample basis will be shown for States (by urban, rural nonfarm, and rural-farm residence), counties, SMSA's, urbanized areas, and places of 2,500 inhabitants or more.

Series PC(1)-D*
DETAILED CHARACTERISTICS

These reports cover most of the subjects in Series PC(1)-C, presented in detail and cross-classified by age, race, and other characteristics. Data are shown for States (by urban, rural-nonfarm, and rural farm residence), SMSA's, and large cities.

Series PC(2)
SUBJECT REPORTS

Each report will concentrate on a particular subject, such as national origin and race, fertility, families, etc. Data will generally be provided on a national and regional level; in some reports, data for States or SMSA's will also be shown.

Joint Population – Housing Reports

Series PHC(1)
CENSUS TRACTS

This series will contain one report for each SMSA, showing data by census tracts for most of the population and housing subjects included in the census.

Series PHC(2)*
GENERAL DEMOGRAPHIC TRENDS FOR METROPOLITAN AREAS

This series presents comparative 1960 and 1970 statistics for population counts and selected 100-percent population and housing subjects for SMSA's and their central cities and constituent counties.

Series PHC(3)†
EMPLOYMENT PROFILES OF SELECTED LOW-INCOME AREAS

Each report will contain data on selected social and economic characteristics of the residents of particular low-income areas in 54 cities and seven rural poverty areas.

Computer Summary Tapes

Six tabulation counts are being made available which provide much greater population and housing subject and geographic detail than in the printed reports. These data will generally be available on magnetic computer tape, printouts, and microfilm at the cost of preparing the copy.

First Count—Approximately 400 cells of data on the subjects collected on a 100-percent basis for each of about 250,000 enumeration districts.

Second Count—Approximately 3,500 cells of 100-percent data for about 35,000 census tracts and 35,000 county subdivisions.

Third Count—Approximately 250 cells of 100-percent data for about 1,500,000 blocks.

Fourth Count—Approximately 13,000 cells of data on the subjects collected on a sample basis for each tract and county subdivision; also about 30,000 cells of data for each county.

Fifth Count—Contains about 800 cells of data for 5-digit ZIP code areas in SMSA's and 3-digit ZIP code areas outside SMSA's.

Sixth Count—Approximately 260,000 cells of data containing detailed tabulations and cross-classifications for States, SMSA's, and large cities.

INITED STATES
PARTMENT OF
OMMERCE
UBLICATION

Block Statistics

WILMINGTON, N.C. URBANIZED AREA

HC(3)-171



DEPARTMENT
F COMMERCE
BUREAU OF
THE CENSUS

U.S. DEPARTMENT OF COMMERCE

Maurice H. Stans, Secretary
James T. Lynn, Under Secretary
Harold C. Passer, Assistant Secretary for Economic Affairs

BUREAU OF THE CENSUS

George Hay Brown, Director
Conrad Taeuber, Associate Director
David L. Kaplan, 1970 Census Coordinator

HOUSING DIVISION

Arthur F. Young, Chief

ACKNOWLEDGMENTS — Many persons participated in the various activities of the 1970 census. Primary direction of the program was performed by **Conrad Taeuber**, Associate Director for Demographic Fields, assisted by **David L. Kaplan**, 1970 Census Coordinator, and in conjunction with **Joseph F. Daly**, Associate Director for Research and Development, **William I. Merkin**, Associate Director for Administration, **John W. H. Spencer**, Associate Director for Data Systems, and **Edwin D. Goldfield**, Assistant Director for Program Development.

This report was planned and written in the Housing Division under the supervision of **Arthur F. Young**, Chief, by **Aaron Josowitz**, Assistant Chief, **Nathan Krevor**, Chief, Coordination and Research Branch, and **Paul F. Coe**.

The Statistical Methods Division was largely responsible for developing new procedures to obtain a more accurate count of housing units. This work was supervised by **Joseph Waksberg**, Division Chief, **Morton Boisen** and **Walter M. Perkins**, Assistant Division Chiefs, and **Barnett Denton** and **Charles D. Jones**.

Geographic plans and procedures were developed in the Geography Division under the supervision of **William T. Fay**, Chief, and **Robert C. Klove** and **Gerald J. Post**, Assistant Division Chiefs, with the assistance of **Robert E. Durland**, **Margery H. Eliot**, and **Jacob Silver**.

Data collection activities were administered by the Field Division, **Paul R. Squires**, Chief, and **Richard C. Burt** and **Dean H. Weber**, Assistant Division Chiefs, with the assistance of **John Kuntz** and **Stanley Matchett**, as well as the directors of the Bureau's regional offices.

Systems and processing procedures were developed in the Systems Division, **Sol Dolleck**, Chief, under the direction of **Morris Gorinson**, Assistant Division Chief. **Florence Wright** assisted by **Orville M. Slye**, was responsible for the clerical procedures and **Roger O. Lepage**, assisted by **John Murphy, Jr.**, **C. Eden Moody**, and **Judith E. Jones**, was responsible for the computer programing.

The manual processing and microfilming of the questionnaires were performed in the Jeffersonville Census Operations Division, under the supervision of **Joseph F. Arbena**, Chief, and **Robert L. Hagan**, Population and Housing Census Operations Manager, assisted by **Charles L. Adams** and **John C. Campbell**. **William L. Pangburn** supervised the microfilming operation.

FOSDIC and computer processing were performed in the Processing Division under the supervision of **M. Douglas Fahey**, Chief, and **E. Richard Bourdon** and **James W. Shores**, Assistant Division Chiefs. Development of the automatic microfilming equipment was directed by **Anthony A. Berlinsky**.

Publications planning, editing, and printing were performed in the Administrative and Publications Services Division, **Cecil B. Matthews**, Chief, under the direction of **Raymond J. Koski**, **John F. Lanham, Jr.**, and **Gerald A. Mann**.

Robert B. Voight, Special Assistant in the Office of the Director, and **Sherry L. Courtland** made many important contributions to the planning and coordination of the 1970 census program.

SUGGESTED CITATION

U.S. Bureau of the Census
Census of Housing: 1970
BLOCK STATISTICS
Final Report HC(3)-171 Wilmington, N.C. Urbanized Area

U.S. Government Printing Office
Washington, D.C., 1971

For sale by the
Superintendent of Documents
U.S. Government Printing Office
Washington, D.C. 20402, or any
Department of Commerce Field Office.

Price $1.75

HC(3)-171

1970 CENSUS OF HOUSING

Block Statistics

WILMINGTON, N.C. URBANIZED AREA

Issued September 1971

CONTENTS

	Page
List of HC(3) Block Statistics Reports	II
Introduction	IV
Facsimiles of Questionnaire Page and Respondent Instructions	X

TABLES

1	Characteristics of Housing Units and Population, for Places of 2,500 Inhabitants or More: 1970	N.C.–1
2	Characteristics of Housing Units and Population, by Blocks: 1970	N.C.–2

Maps identifying the blocks covered herein are included in or accompany this report.

LIST OF HC (3) BLOCK STATISTICS REPORTS

The specific names listed below each State refer to urbanized areas; "Selected Areas" refer to other areas of the State which have contracted with the Census Bureau to provide block statistics.

Report number	Area
	ALABAMA
1	Birmingham
2	Gadsden
3	Huntsville
4	Mobile
5	Montgomery
6	Tuscaloosa
7	Selected Areas
	ALASKA
8	Selected Areas
	ARIZONA
9	Phoenix
10	Tucson
11	Selected Areas
	ARKANSAS
12	Fort Smith
13	Little Rock-North Little Rock
14	Pine Bluff
15	Selected Areas
	CALIFORNIA
16	Bakersfield
17	Fresno
18	Los Angeles-Long Beach
19	Oxnard-Ventura-Thousand Oaks
20	Sacramento
21	Salinas
22	San Bernardino-Riverside
23	San Diego
24	San Francisco-Oakland
25	San Jose
26	Santa Barbara
27	Simi Valley
28	Stockton
29	Selected Areas
	COLORADO
30	Colorado Springs
31	Denver
32	Pueblo
33	Selected Areas
	CONNECTICUT
34	Bridgeport
35	Bristol
36	Hartford
37	Meriden
38	New Britain
39	New Haven
40	Norwalk
41	Stamford
42	Waterbury
	DELAWARE
43	Wilmington
	DISTRICT OF COLUMBIA
44	Washington
	FLORIDA
45	Fort Lauderdale-Hollywood
46	Jacksonville
47	Miami
48	Orlando
49	Pensacola
50	St. Petersburg
51	Tallahassee
52	Tampa
53	West Palm Beach
54	Selected Areas
	GEORGIA
55	Albany
56	Atlanta
57	Augusta
58	Columbus
59	Macon
60	Savannah
61	Selected Areas
	HAWAII
62	Honolulu
63	Selected Areas
	IDAHO
64	Boise City
	ILLINOIS
65	Aurora-Elgin
66	Bloomington-Normal
67	Champaign-Urbana
68	Chicago-Northwestern Indiana
69	Decatur
70	Joliet
71	Peoria
72	Rockford
73	Springfield
74	Selected Areas
	INDIANA
75	Anderson
76	Evansville
77	Fort Wayne
78	Indianapolis
79	Lafayette-West Lafayette
80	Muncie
81	South Bend
82	Terre Haute
83	Selected Areas
	IOWA
84	Cedar Rapids
85	Davenport-Rock Island-Moline
86	Des Moines
87	Dubuque
88	Sioux City
89	Waterloo
90	Selected Areas
	KANSAS
91	Topeka
92	Wichita
93	Selected Areas
	KENTUCKY
94	Lexington
95	Louisville
96	Selected Areas
	LOUISIANA
97	Baton Rouge
98	Lafayette
99	Lake Charles
100	Monroe
101	New Orleans
102	Shreveport
	MAINE
103	Lewiston-Auburn
104	Portland
105	Selected Areas
	MARYLAND
106	Baltimore
107	Selected Areas
	MASSACHUSETTS
108	Boston
109	Brockton
110	Fall River
111	Fitchburg-Leominster
112	Lawrence-Haverhill
113	Lowell
114	New Bedford
115	Pittsfield
116	Springfield-Chicopee-Holyoke
117	Worcester
	MICHIGAN
118	Ann Arbor
119	Bay City
120	Detroit
121	Flint
122	Grand Rapids
123	Jackson
124	Kalamazoo
125	Lansing
126	Muskegon-Muskegon Heights
127	Saginaw
128	Selected Areas
	MINNESOTA
129	Duluth-Superior
130	Minneapolis-St. Paul
131	Selected Areas
	MISSISSIPPI
132	Biloxi-Gulfport
133	Jackson
134	Selected Areas
	MISSOURI
135	Kansas City
136	St. Joseph
137	St. Louis
138	Springfield
139	Selected Areas

Report number	Area
	MONTANA
140	Billings
141	Great Falls
142	Selected Areas
	NEBRASKA
143	Lincoln
144	Omaha
145	Selected Areas
	NEVADA
146	Las Vegas
147	Reno
	NEW HAMPSHIRE
148	Manchester
149	Selected Areas
	NEW JERSEY
150	Atlantic City
151	Trenton
152	Vineland-Millville
153	Selected Areas
	NEW MEXICO
154	Albuquerque
155	Selected Areas
	NEW YORK
156	Albany-Schenectady-Troy
157	Binghamton
158	Buffalo
159	New York-Northeastern New Jersey
	Part 1 – New York City
	Part 2 – New York Portion Outside New York City
	Part 3 – Northeastern New Jersey
160	Rochester
161	Syracuse
162	Utica-Rome
163	Selected Areas
	NORTH CAROLINA
164	Asheville
165	Charlotte
166	Durham
167	Fayetteville
168	Greensboro
169	High Point
170	Raleigh
171	Wilmington
172	Winston-Salem
173	Selected Areas
	NORTH DAKOTA
174	Fargo-Moorhead
	OHIO
175	Akron
176	Canton
177	Cincinnati
178	Cleveland
179	Columbus
180	Dayton
181	Hamilton
182	Lima
183	Lorain-Elyria
184	Mansfield
185	Springfield
186	Steubenville-Weirton
187	Toledo
188	Youngstown-Warren
189	Selected Areas
	OKLAHOMA
190	Lawton
191	Oklahoma City
192	Tulsa
193	Selected Areas
	OREGON
194	Eugene
195	Portland
196	Salem
197	Selected Areas
	PENNSYLVANIA
198	Allentown-Bethlehem-Easton
199	Altoona
200	Erie
201	Harrisburg
202	Johnstown
203	Lancaster
204	Philadelphia
205	Pittsburgh
206	Reading
207	Scranton
208	Wilkes-Barre
209	York
210	Selected Areas
	RHODE ISLAND
211	Providence-Pawtucket-Warwick
	SOUTH CAROLINA
212	Charleston
213	Columbia
214	Greenville
215	Selected Areas
	SOUTH DAKOTA
216	Sioux Falls
217	Selected Areas
	TENNESSEE
218	Chattanooga
219	Knoxville
220	Memphis
221	Nashville-Davidson
222	Selected Areas
	TEXAS
223	Abilene
224	Amarillo
225	Austin
226	Beaumont
227	Brownsville
228	Corpus Christi
229	Dallas
230	El Paso
231	Fort Worth
232	Galveston
233	Harlingen-San Benito
234	Houston
235	Laredo
236	Lubbock
237	McAllen-Pharr-Edinburg
238	Midland
239	Odessa
240	Port Arthur
241	San Angelo
242	San Antonio
243	Sherman-Denison
244	Texarkana
245	Texas City-La Marque
246	Tyler
247	Waco
248	Wichita Falls
249	Selected Areas
	UTAH
250	Ogden
251	Provo-Orem
252	Salt Lake City
	VERMONT
253	Selected Areas
	VIRGINIA
254	Lynchburg
255	Newport News-Hampton
256	Norfolk-Portsmouth
257	Richmond
258	Roanoke
259	Selected Areas
	WASHINGTON
260	Seattle-Everett
261	Spokane
262	Tacoma
263	Selected Areas
	WEST VIRGINIA
264	Charleston
265	Huntington-Ashland
266	Wheeling
267	Selected Areas
	WISCONSIN
268	Green Bay
269	Kenosha
270	Madison
271	Milwaukee
272	Racine
273	Selected Areas
	WYOMING
274	Selected Areas
	PUERTO RICO
275	Mayagüez
276	Ponce
277	San Juan
278	Selected Areas

INTRODUCTION

GENERAL IV
Urbanized areas IV
Maps and block indentification IV
Content of the tables V
Symbols V
Data collection procedures V
Processing procedures VI
DEFINITIONS AND EXPLANATIONS OF SUBJECT CHARACTERISTICS VI
Self-enumeration and census questionnaire VI
Comparability with 1960 data VI
Total population VII
Housing units and group quarters VII
Year-round housing units VII
Occupied housing units VII
Race VII
Tenure VIII
Plumbing facilities VIII
Units in structure VIII
Persons per room VIII
Average number of rooms VIII
Average value VIII
Average contract rent VIII
One-person households VIII
With female head of family VIII
With roomers, boarders, or lodgers IX
ACCURACY OF THE DATA IX
Editing IX
Block number check IX
FACSIMILES X
Questionnaire page showing 100-percent housing questions X
Respondent instructions for the 100-percent housing questions XI

GENERAL

This report presents statistics from the 1970 census, by blocks, on general characteristics of housing units and population. Legal provision for this census, conducted as of April 1, 1970, was made in the Act of Congress of August 31, 1954 (amended August 1957), which codified Title 13, United States Code.

This report series contains 278 reports (as listed on page II). Most of the reports (236) relate to a specific urbanized area, as well as to some nearby contiguous territory included for reasons explained below in the section on "Urbanized areas." The remaining reports (42) relate to other types of areas (e.g., smaller cities, counties, etc.) where local authorities contracted with the Census Bureau to collect, process, and publish the data on a block basis. In 1960, a similar contractual technique was utilized but the basic block statistics program was limited generally to cities of 50,000 inhabitants or more (i.e., the built-up fringes around the cities were not covered).

A major portion of the information compiled from the 1970 Census of Housing will appear in Volume I, **Housing Characteristics for States, Cities, and Counties.** For a description of Volume I, as well as other elements of the data dissemination program of the 1970 Population and Housing Census, see the "Publication and Computer Summary Tape Program" statement at the end of this report.

Urbanized areas.—An urbanized area consists of a central city, or cities, and surrounding closely settled territory. The central city must have reported a population of 50,000 or more in 1960, in a special census conducted by the Census Bureau since 1960, or in the 1970 census. Under certain circumstances, "twin cities" with a combined population of 50,000 or more form the basis of an urbanized area. More detailed information on the criteria used to designate urbanized areas and determine their boundaries appears in the 1970 Census of Housing HC(1)-A reports and the 1970 Census of Population PC(1)-A reports.

As suggested by the rules above, the urbanized areas ultimately used in the tabulations of the 1970 census could not be completely recognized or defined until the final population counts were available. Since the precise delineation and numbering of blocks is quite costly and is therefore done only for areas where block statistics will be prepared, a preliminary determination of each urbanized area was made prior to the actual enumeration. The preliminary boundaries were purposely drawn somewhat beyond the anticipated final boundaries because the information on density of settlement was not yet available. Thus, for virtually all urbanized areas, there is some immediately adjacent territory for which the information was collected on a block basis. Because the extra cost of tabulating and publishing the block data for this type of territory is comparatively minor, data for blocks outside urbanized areas appear in the reports for those areas. On the other hand, block data are generally not provided for urbanized areas which are recognized for the first time in 1970.

Maps and block identification.—The maps included with these reports identify the location and number of each block and the boundary and number of each census tract or block numbering area.

A block is usually a well-defined rectangular piece of land bounded by streets or roads. However, it may be irregular in shape or bounded by railroad tracks, streams, or other features. The block is the specific numbered area as shown on the map.

Census tracts are small areas into which large cities and metropolitan areas are divided for statistical purposes. Tract boundaries are established cooperatively by a local committee and the Bureau of the Census and are generally designed to achieve

some uniformity of population characteristics, economic status, and living conditions. Initially, the average tract had about 4,000 residents. Tract boundaries are established with the intention of being maintained over a long time so that comparisons may be made from census to census.

In untracted places, block numbering areas are used. They are established by arbitrarily dividing the city along major streets, railroads, or other physical boundaries to facilitate numbering the blocks in groups of fewer than 1,000. The boundaries of block numbering areas have no statistical significance but are merely for convenience in mapping and tabulating.

In numbering the blocks, a separate series is used for each census tract or block numbering area. Thus, the location of each block for which data are presented is determined by referring both to the block number and the census tract or block numbering area. In some cases, a city or other political boundary divides a block. The data shown are for the block represented by the land area as bounded and numbered on the block map.

The block number was assigned to each block on a map suitable for block numbering, prior to the enumeration. In some instances, the map was several years old and did not recognize construction of new streets or disappearance of others. Insofar as possible, the map was corrected for changes that were discovered prior to enumeration. In other cases, it was not feasible to make corrections. Hence the map does not always reflect the blocks as they existed on the ground at the time of the enumeration. For example, a block as shown on the map may have been divided into two blocks. The housing units in the newly subdivided blocks would be assigned the one block number shown on the map even though two blocks existed at the time of enumeration. On the other hand, two blocks as shown on the map may have been merged into one. In the enumeration, the intent was to identify which housing units were physically located in each of the two former blocks and assign the respective block number to each portion, even though only one block existed at the time of enumeration.

Content of the tables.—In the urbanized area block publication program, table 1 summarizes the statistics for each place of 2,500 inhabitants or more and table 2 contains the statistics for the individual blocks summarized to the tract or block numbering area. In the contract block program, one table provides statistics for individual blocks as well as summaries for each tract or block numbering area and each place or area.

In some instances, the blocked area excludes a part of a tract or excludes the rural portion of an extended city (a city having one or more large portions, usually at the boundary of the city, with relatively low population density). Therefore, the tract and place totals cover only the blocks included in this report.

Block identification, total population, and total year-round housing units are shown for every block containing living quarters. For some blocks, the table shows total population but no housing units because all the people live in group quarters. For other blocks, the table shows housing units but no population because all the units are vacant. Blocks (or tracts) with no year-round housing units and no population are shown on the map but do not appear in the tables.

Symbols.—Percents which round to less than 0.1 are not shown but indicated as zero. A dash "–" represents zero. Three dots " . . . " indicate that the data are being withheld to avoid disclosure of information for individual housing units, or that the base for an average, percentage, or ratio is too small for it to be shown. The symbol "#" next to a block number indicates that contract rent was allocated for 20 percent or more of the renter-occupied units. The dagger symbol (†) identifies blocks for which tabulations are not available because of processing errors. If there are any such blocks in the area covered by this report, population and housing unit counts for these blocks are presented on page XII; the summary figures for places and tracts (or block numbering areas) include data for these blocks; i.e., the totals contain the above-mentioned counts as well as imputed data for the various characteristics.

Data collection procedures. — The 1970 census was conducted primarily through self-enumeration. In 1960, self-enumeration was first introduced on a nationwide scale as a substitute for the traditional census direct interview.

A census questionnaire was delivered by postal carriers to every household several days before Census Day, April 1, 1970. This questionnaire contained certain explanatory information and was accompanied by an instruction sheet; in certain areas with comparatively large proportions of Spanish-speaking persons, a Spanish version of the instruction sheet was also enclosed.

In the larger metropolitan areas and some adjacent counties, altogether containing about three-fifths of the population of the United States, the household was requested to fill out and mail back the form on Census Day. Approximately 87 percent of the households did so. The mailed-back forms were reviewed by the census enumerator (or, in some lo-

calities, a census clerk) and if the form was determined to be incomplete or inconsistent, a followup was made. The bulk of these followups were made by telephone, the rest by personal visit. For the households which did not mail back their forms, a followup was also made, in almost all cases by personal visit and in the remainder by telephone. Vacant units were enumerated by personal visit.

For the remaining two-fifths of the population, the household was requested to fill out the form and give it to the enumerator when he called; approximately 80 percent did so. Incomplete and unfilled forms were completed by interview during the enumerator's visit.

Three types of questionnaires were used throughout the country: 80 percent of the households answered a form containing a limited number of population and housing questions, and the remainder, split into 15-percent and 5-percent samples, answered forms which contained these questions as well as a number of additional questions.

The subjects covered in this report are those which were collected on a 100-percent basis. That is, the questions for these subjects appeared on all three questionnaires, the 80-percent, 15-percent, and 5-percent forms.

Processing procedures.—The 1970 census questionnaires were specially designed to be processed by FOSDIC (Film Optical Sensing Device for Input to Computers). Respondents and enumerators (and for some few items, census clerks) marked the answers in predesignated positions which could be "read" by FOSDIC, from a microfilm copy of the questionnaire, onto computer magnetic tape.

The tape containing the information from the questionnaires was processed on the Census Bureau's computers through a number of editing and tabulation steps. One of the end results of this operation was a computer tape from which the tables in this report were prepared on a cathode-ray-tube phototypesetting machine at the Government Printing Office. Another end result was the summary tape which is available for purchase, as described in the "Publication and Computer Summary Tape Program" statement at the end of this report.

DEFINITIONS AND EXPLANATIONS OF SUBJECT CHARACTERISTICS

Self-enumeration and census questionnaire.—As stated in the introductory text of this report, the 1970 census was conducted primarily through self-enumeration. The response, therefore, was based principally on the questionnaire and its accompanying instruction sheet. Furthermore, census takers were instructed to read the questions directly from the questionnaire in their telephone and personal visit interviews. The questionnaire page containing the housing questions asked on a 100-percent basis and the page of the respondent instruction sheet which relates to these questions are reproduced on pages X and XI, respectively. The definitions and explanations given below for each subject are, to a considerable extent, drawn from various technical and procedural materials used in the collection of the data. This material helped the enumerative personnel to understand more fully the intent of each question and thus to resolve problems or unusual cases. Also included is certain explanatory information to assist the user in the proper utilization of the statistics.

Comparability with 1960 data.—Although the 1970 data are generally comparable with the data collected in 1960, certain changes have been introduced. The 1960 inquiry regarding owner occupancy has been subdivided to show a separate category for cooperatives and condominiums in 1970. The 1960 question on cooking equipment was broadened to cover "complete kitchen facilities" in 1970; i.e., an installed sink with piped water, a range or cookstove, and a mechanical refrigerator. On the other hand, the 1960 question on "condition of housing unit" (i.e., sound, deteriorating, or dilapidated) was eliminated because of serious problems with response reliability.

There have also been changes in the scope of some of the tabulations. Data on characteristics of housing units are limited in 1970 to year-round units because of the difficulty of obtaining reliable information for vacant units held for migratory labor or for seasonal occupancy. Moreover, the total counts of housing units given in this report for each block, tract or block numbering area, and place or area are limited to year-round housing units. (Counts of the total housing inventory, including vacant units held for migratory labor and seasonal occupancy, are given for census tracts in series PHC(1), and for States, cities, and counties in series HC(1)-A and HC(1)-B.)

The tabulations on value and contract rent refer to slightly different sets of housing units in 1970 than in 1960. Summarized generally, the difference is that the 1970 data exclude units on places of 10 acres or more whereas the 1960 data exclude units on farms; more specific information can be obtained by comparing the rent and value definitions in the present report with those in 1960 Census of Housing Volume I. Separate figures are shown in this report for occupied units with Negro head of household. In 1960, this type of tabulation related to the total of all

household heads other than white; Negro household heads constituted 95 percent of this total in 1960 for the Nation as a whole, but this proportion varied widely among areas.

Total population.—The total population is the count of all persons living in the block including those in group quarters. The population for each block is subdivided into the following groups expressed as percent of the total population: Negro, in group quarters, under 18 years, and 62 years and over.

In accordance with census practice dating back to 1790, each person enumerated in the 1970 census was counted as an inhabitant of his usual place of residence, which is generally construed to mean the place where he lives and sleeps most of the time. This place is not necessarily the same as his legal residence, voting residence, or domicile. In the vast majority of cases, however, the use of these different bases of classification would produce substantially the same statistics, although there may be appreciable differences for a few areas.

Implementation of this practice has resulted in the establishing of residence rules for certain categories of persons whose usual place of residence is not immediately clear. Furthermore, this practice means that persons were not always counted as residents of the place where they happened to be found by the census enumerators. Persons without a usual place of residence were, however, counted where they were enumerated. Detailed information on residence rules is given in the 1970 Census of Population PC(1)-A reports.

Housing units and group quarters.—All living quarters are classified in the census as either housing units or group quarters. Usually, living quarters are in structures intended for residential use (e.g., a one-family home, apartment house, hotel or motel, boarding house, mobile home or trailer, etc.). Living quarters may also be in structures intended for nonresidential use (e.g., the rooms in a warehouse where a watchman lives), as well as in tents, caves, old railroad cars, etc.

A housing unit is a house, an apartment, a group of rooms, or a single room occupied or intended for occupancy as separate living quarters. Separate living quarters are those in which the occupants do not live and eat with any other persons in the structure and which have either (1) direct access from the outside of the building or through a common hall or (2) complete kitchen facilities for the exclusive use of the occupants. The occupants may be a single family, one person living alone, two or more families living together, or any other group of related or nonrelated persons who share living arrangements (except as described in the next paragraph on group quarters). Both occupied and vacant housing units are included in the housing inventory, except that mobile homes, trailers, tents, etc. are included only if they are occupied.

Group quarters are living arrangements for institutional inmates or for other groups containing five or more persons not related to the person in charge. Group quarters are located most frequently in institutions, boarding houses, military barracks, college dormitories, fraternity and sorority houses, hospitals, monasteries, convents, and ships. A house or apartment is considered group quarters if it is shared by the person in charge and five or more persons unrelated to him, or if there is no person in charge, by six or more unrelated persons. Information on the housing characteristics of group quarters is not collected in the census.

Year-round housing units.—Data on housing characteristics in the 1970 census reports are limited to year-round housing units; i.e., all occupied units plus vacant units intended for year-round use. Vacant units intended for seasonal occupancy and vacant units held for migratory labor are excluded because it is difficult to obtain reliable information for them. In this report, the housing unit counts are also limited to year-round units. Counts of the total housing inventory, however, are given for census tracts in series PHC(1), and for States, cities, and counties in series HC(1)-A and HC(1)-B.

Occupied housing units.—A housing unit is classified as occupied if a person or group of persons is living in it at the time of enumeration or if the occupants are only temporarily absent, for example, on vacation. However, if the persons staying in the unit have their usual place of residence elsewhere, the unit is classified as vacant.

A count of vacant year-round units may be derived by subtracting the sum of owner- and renter-occupied from the total number of year-round units. The count of vacant year-round units thus obtained includes units for sale or rent, units sold or rented but not yet occupied by the new owner or renter, units held for the occasional use of the owner, and units held off the market for other reasons.

Race.—The classification by race shown for occupied housing units refers to the race of the head of the household occupying the unit. Units with Negro heads of household are shown separately as percentages of owner- and renter-occupied housing units. The concept of race as used by the Census Bureau does not denote clear-cut scientific definition of biological stock. Rather, the data repre-

sent essentially self-classification by people according to the race with which they identify themselves.

Tenure.—A housing unit is "owner occupied" if the owner or co-owner lives in the unit, even if it is mortgaged or not fully paid for. A cooperative or condominium unit is "owner occupied" only if the owner or co-owner lives in it. All other occupied units are classified as "renter occupied" including units rented for cash rent and those occupied without payment of cash rent.

Plumbing facilities. — The category "with all plumbing facilities" consists of units which have hot and cold piped water inside the structure as well as a flush toilet and a bathtub or shower inside the structure for exclusive use of the occupants of the unit. "Lacking some or all plumbing facilities" means that the unit does not have all three specified plumbing facilities (hot and cold piped water, as well as flush toilet and bathtub or shower inside the structure), or that the toilet or bathing facilities are also for the use of the occupants of other housing units.

Units in structure.—Statistics on the number of housing units in a structure are presented in terms of the number of units in one-unit structures and in structures of 10 or more units. The data on units in 10-or-more-unit structures, however, are based on responses to the inquiry on number of units at the building address (item A on facsimile of questionnaire), and therefore, may be understated in blocks containing structures with two or more addresses.

Persons per room.—"Persons per room" is computed by dividing the number of persons in the unit by the number of rooms in the unit. The category "1.01 or more persons per room" indicates an average of more than one person to a room. The figures are shown separately for all occupied units and for occupied units with all plumbing facilities.

Average number of rooms.—Rooms to be counted include whole rooms used for living purposes, such as living rooms, dining rooms, kitchens, bedrooms, finished recreation rooms, family rooms, etc. Not counted as rooms are bathrooms, porches, balconies, foyers, halls, half-rooms, kitchenettes, strip or pullman kitchens, utility rooms, unfinished attics, basements, or other space used for storage.

The average number of rooms (arithmetic mean) was computed by dividing the sum of the rooms for each tenure group by the number of owner- or renter-occupied units, respectively. The questionnaire contained a terminal category of "9 rooms or more." For purposes of the computation, the terminal category was given a mean value of 10. As a result, 10 rooms is the arbitrary maximum average which could be obtained for any block.

Average value.—Value is the respondent's estimate of how much the property (house and lot) would sell for if it were for sale. Value data are limited to owner occupied one-family houses on less than 10 acres, without a commercial establishment or medical office on the property. Cooperatives, condominiums, mobile homes, and trailers are excluded from the value tabulations.

The average value (arithmetic mean) was computed by dividing the sum of the values by the number of owner-occupied units for which value is shown. Value was reported in class intervals, the lowest and highest intervals being "Less than $5,000" and "$50,000 or more," respectively. For purposes of the computation, the midpoints of the intervals were used except that a mean of $3,500 was assigned for values less than $5,000 and a mean of $60,000 was assigned for values of $50,000 or more. As a result, $3,500 is the arbitrary minimum and $60,000 is the arbitrary maximum average which could be obtained for any block. Average value is rounded to the nearest hundred dollars.

Average contract rent.—Contract rent is the monthly rent agreed to, or contracted for, regardless of any furnishings, utilities, or services that may be included. Contract rent data exclude one-family homes on a place of ten acres or more. The average contract rent (arithmetic mean) was computed by dividing the sum of the rental amounts by the number of renter-occupied units for which cash rent was paid; units for which no cash rent was paid were excluded from the computation. Contract rent was reported in class intervals, the lowest and highest intervals being "less than $30" and "$300 or more," respectively. For purposes of the computation, the midpoints of the intervals were used except that a mean of $25 was assigned for rents less than $30 and a mean of $350 was assigned for rents of $300 or more. As a result, $25 is the arbitrary minimum and $350 the arbitrary maximum average which could be obtained for any block. Average contract rent is rounded to the nearest dollar.

One-person households.—The data in this column refer to the number of housing units occupied by only one person.

With female head of family.—Housing units are occupied by either "families" or "primary individuals." The term "family" refers to the head of

the household and all (one or more) other persons in the household related to the head by blood, marriage, or adoption. If nobody in the household is related to the head, then the unit is not occupied by a family but by a "primary individual."

A housing unit occupied by a "family" may or may not contain persons unrelated to the head of the family, such as roomers, boarders, servants, etc.

The category "female head of family" comprises all housing units occupied by families with female heads regardless of their marital status. Included are female heads of families with no spouse and female heads of families whose husbands are living away from their families, as for example, husbands in the Armed Forces living on military reservations.

With roomers, boarders, or lodgers.—This column refers to the number of housing units containing one or more roomers, boarders, or lodgers. Not included as "roomers, boarders, or lodgers" are foster children or wards, servants who live in, companions, and partners.

ACCURACY OF THE DATA

Editing.—Human and mechanical errors occur in any mass statistical operation such as a decennial census. Errors during the data collection phase can include failure to obtain required information from respondents, obtaining incorrect or inconsistent information, and recording information in the wrong place or incorrectly. Errors can also occur during the field review of the enumerator's work, the clerical handling of the questionnaires, and the various stages of the electronic processing of the material. Careful efforts are made in every census to keep the errors in each step at an acceptably low lovel. Quality control and check measures are utilized throughout the census operation. As was done for the 1950 and 1960 censuses, evaluative material on many aspects of the 1970 census will be published as soon as the appropriate data are accumulated and analyzed. A major concern in the evaluation work is to ascertain, insofar as possible, the degree of completeness of the count of both population and housing units.

The objective of the processing operation is to produce a set of statistics that describes the Nation's housing as accurately and clearly as possible. To meet this objective, certain unacceptable entries were edited.

Whenever information was missing, an allocation procedure was used to assign an entry, thereby eliminating the need for a "not reported" category in the tabulations. The assignment was based on related information reported for the housing unit or on information reported for a similar unit in the immediate neighborhood. For example, if tenure for an occupied unit was omitted but a rental amount was reported, the computer automatically edited tenure to "rented for cash rent." On the other hand, if the unit was reported as rented but the amount of rent was missing, the computer automatically assigned the rent that was reported for the preceding renter-occupied unit.

A similar procedure was used when the information reported for an item was inconsistent with other information reported for the unit. For example, if a housing unit was enumerated as having no piped water but having both a bathtub (or shower) and flush toilet for the exclusive use of the occupants of the unit, the computer edited water supply to "hot and cold water," a category considered to be consistent with the reported bathing and toilet facilities.

Specific tolerances were established for the number of computer allocations that would be permitted. If the number of corrections was beyond tolerance, the questionnaires in which the errors occurred were clerically reviewed. If it was found that the errors resulted from damaged questionnaires, improper microfilming, faulty reading by FOSDIC of undamaged questionnaires, or other types of machine failure, the questionnaires were reprocessed.

Block number check.—Through a detailed edit accomplished largely on the electronic computer, most of the errors in reporting block numbers were corrected. A control tape was created, listing the block numbers shown on the map for each enumeration district and each census tract. In certain large metropolitan areas, the control tape also contained the serial numbers assigned to each housing unit in the block. For each questionnaire, the computer compared the serial number and/or the block number, the enumeration district, and the census tract to the control tape. When an inconsistency was detected or when the block number on the questionnaire was blank, the computer changed the block number or assigned a number that was consistent with the control tape.

Specific tolerances were established for the number of block number changes and reassignments that would be permitted for each enumeration district. If the number was beyond tolerance, a clerical review was performed. In the clerical review, the enumerator's records were examined for comments and explanations, the addresses of the housing units involved were checked with the map, and block numbers were assigned as appropriate. Clerical review was required also when the control tape contained block numbers which were not reported by the enumerator.

FACSIMILE OF QUESTIONNAIRE PAGE SHOWING 100-PERCENT HOUSING QUESTIONS

A. How many living quarters, occupied and vacant, are at this address?

- ○ One
- ○ 2 apartments or living quarters
- ○ 3 apartments or living quarters
- ○ 4 apartments or living quarters
- ○ 5 apartments or living quarters
- ○ 6 apartments or living quarters
- ○ 7 apartments or living quarters
- ○ 8 apartments or living quarters
- ○ 9 apartments or living quarters
- ○ 10 or more apartments or living quarters
- ○ This is a mobile home or trailer

Answer these questions for your living quarters

H1. Is there a telephone on which people in your living quarters can be called?

- ○ Yes → **What is the number?** _____ *Phone number*
- ○ No

H2. Do you enter your living quarters—

- ○ Directly from the outside or through a common or public hall?
- ○ Through someone else's living quarters?

H3. Do you have complete kitchen facilities?
Complete kitchen facilities are a sink with piped water, a range or cook stove, and a refrigerator.

- ○ Yes, for this household only
- ○ Yes, but also used by another household
- ○ No complete kitchen facilities for this household

H4. How many rooms do you have in your living quarters?
Do not count bathrooms, porches, balconies, foyers, halls, or half-rooms.

- ○ 1 room
- ○ 2 rooms
- ○ 3 rooms
- ○ 4 rooms
- ○ 5 rooms
- ○ 6 rooms
- ○ 7 rooms
- ○ 8 rooms
- ○ 9 rooms or more

H5. Is there hot and cold piped water in this building?

- ○ Yes, hot and cold piped water in this building
- ○ No, only cold piped water in this building
- ○ No piped water in this building

H6. Do you have a flush toilet?

- ○ Yes, for this household only
- ○ Yes, but also used by another household
- ○ No flush toilet

H7. Do you have a bathtub or shower?

- ○ Yes, for this household only
- ○ Yes, but also used by another household
- ○ No bathtub or shower

H8. Is there a basement in this building?

- ○ Yes
- ○ No, built on a concrete slab
- ○ No, built in another way *(include mobile homes and trailers)*

H9. Are your living quarters—

- ○ Owned or being bought by you or by someone else in this household? *Do not include cooperatives and condominiums here.*
- ○ A cooperative or condominium which is owned or being bought by you or by someone else in this household?
- ○ Rented for cash rent?
- ○ Occupied without payment of cash rent?

H10a. Is this building a one-family house?

- ○ Yes, a one-family house
- ○ No, a building for 2 or more families or a mobile home or trailer

b. *If "Yes"*— **Is this house on a place of 10 acres or more, or is any part of this property used as a commercial establishment or medical office?**

- ○ Yes, 10 acres or more
- ○ Yes, commercial establishment or medical office
- ○ No, none of the above

H11. *If you live in a one-family house which you own or are buying—*
What is the value of this property; that is, how much do you think this property (house and lot) would sell for if it were for sale?

- ○ Less than $5,000
- ○ $5,000 to $7,499
- ○ $7,500 to $9,999
- ○ $10,000 to $12,499
- ○ $12,500 to $14,999
- ○ $15,000 to $17,499
- ○ $17,500 to $19,999
- ○ $20,000 to $24,999
- ○ $25,000 to $34,999
- ○ $35,000 to $49,999
- ○ $50,000 or more

If this house is on a place of 10 acres or more, or if any part of this property is used as a commercial establishment or medical office, do not answer this question.

H12. *Answer this question if you pay rent for your living quarters.*

a. *If rent is paid by the month—*
What is the monthly rent?

Write amount here → $ _____.00 *(Nearest dollar)*

and

Fill one circle

- ○ Less than $30
- ○ $30 to $39
- ○ $40 to $49
- ○ $50 to $59
- ○ $60 to $69
- ○ $70 to $79
- ○ $80 to $89
- ○ $90 to $99
- ○ $100 to $119
- ○ $120 to $149
- ○ $150 to $199
- ○ $200 to $249
- ○ $250 to $299
- ○ $300 or more

b. *If rent is not paid by the month—*
What is the rent, and what period of time does it cover?

$ _____ .00 per _____
(Nearest dollar) *(Week, half-month, year, etc.)*

FOR CENSUS ENUMERATOR'S USE ONLY

a4. Block number	a5. Serial number
Ø ○ ○ ○	Ø ○ ○ ○ Ø
1 ○ ○ ○	1 ○ ○ ○ 1
2 ○ ○ ○	2 ○ ○ ○ 2
3 ○ ○ ○	3 ○ ○ ○ 3
4 ○ ○ ○	4 ○ ○ ○ 4
5 ○ ○ ○	5 ○ ○ ○ 5
6 ○ ○ ○	6 ○ ○ ○ 6
7 ○ ○ ○	7 ○ ○ ○ 7
8 ○ ○ ○	8 ○ ○ ○ 8
9 ○ ○ ○	9 ○ ○ ○ 9

B. Type of unit or quarters

Occupied
- ○ First form
- ○ Continuation

Vacant
- ○ Regular
- ○ Usual residence elsewhere

Group quarters
- ○ First form
- ○ Continuation

For a vacant unit, also fill C, D, A, H2 to H8, and H10 to H12

C. Vacancy status

Year round—
- ○ For rent
- ○ For sale only
- ○ Rented or sold, not occupied
- ○ Held for occasional use
- ○ Other vacant

- ○ Seasonal
- ○ Migratory

D. Months vacant

- ○ Less than 1 month
- ○ 1 up to 2 months
- ○ 2 up to 6 months
- ○ 6 up to 12 months
- ○ 1 year up to 2 years
- ○ 2 years or more

C/O ○ ○

X

FACSIMILE OF RESPONDENT INSTRUCTIONS FOR THE 100-PERCENT HOUSING QUESTIONS

A. Mark only one circle. **This address** means the house or building number where your living quarters are located.

H1. Mark **Yes** and enter telephone number, even if the telephone is in another apartment or building.

H2. Mark the second circle only if you **must** go through someone else's living quarters to get to your own.

H3. The kitchen sink, stove, and refrigerator do **not** have to be in the same room.

Also used by another household means that someone else who lives in the same building, but is not a member of your household, also uses the equipment. Mark this circle also if the occupants of living quarters now vacant would also use the equipment.

H4. Count only whole rooms used for living purposes, such as living rooms, dining rooms, kitchens, bedrooms, finished recreation rooms, family rooms, etc. Do **not** count kitchenettes, strip or pullman kitchens; utility rooms; or unfinished attics, basements, or other space used for storage.

H5. Mark **hot water** even if you have it only part of the time.

H6, H7. See instructions for H3 for meaning of **Also used by another household.**

H8. A house has a **basement** if there is enclosed space in which persons can walk upright under all or part of the building. A house on a **concrete slab** has no basement and no air or crawl space below it. A house built **in another way** is one directly on the ground or resting on a foundation or posts to provide crawl space.

H9. **Owned or being bought** means that the living quarters are owned outright or are mortgaged. Also mark **Owned or being bought** if the living quarters are owned but the land is rented.

Mark **Rented for cash rent** if any money rent is paid. Rent may be paid by persons who are not members of your household.

Occupied without payment of cash rent includes, for example, a parsonage, a house or apartment provided free of rent by the owner, or a house or apartment occupied by a janitor or caretaker in exchange for services.

H10. **A commercial establishment** is easily recognized from the outside; for example, a grocery store or barber shop. A **medical office** is a doctor's or dentist's office regularly visited by patients. If your house is on a place of 10 acres or more **and** also contains a commercial establishment or medical office, mark **Yes, 10 acres or more.**

H11. Include the value of the house, the land it is on, and any other structures on the same property. If the house is owned but the land is rented, estimate the combined value of the house **and** the land.

H12. Report the rent agreed to or contracted for, even if the furnishings, utilities, or services are included.

a. If you pay rent by the month, write in the amount of rent and fill one circle.

b. If rent is **not** paid by the month, answer both parts of **b.** For example, **$20** per **week, $1,500** per **year,** etc.

H13. If exact costs are not known, estimate as closely as possible. Report amounts even if bills are unpaid or are paid by someone else. If the bills include utilities or fuel used also by another apartment or a business establishment, estimate the amounts for your own living quarters. If gas and electricity are billed together, enter the combined amount on the electricity line and bracket ({) the two utilities.

CORRECTION NOTE

(The revisions described below are not reflected in the tables of this report.)

In New Hanover County, the data shown for tract 104, blocks 301 and 303 (which are nonexistent) refer to tract 102, blocks 301 and 303, respectively. In tract 104, portions of the data shown for block 302 (which is nonexistent) refer to tract 104, block 213 and tract 102, block 302. The corrected population and year-round housing unit counts for these blocks are: tract 102, block 308--89 and 37, 303--144 and 61; and tract 104, block 213--278 and 116.

Table 1. **Characteristics of Housing Units and Population, for Places of 2,500 Inhabitants or More: 1970**

North Carolina

[Data exclude vacant seasonal and vacant migratory housing units. For minimum base for derived figures (percent, average, etc.) and meaning of symbols, see text]

Places	Total population	Percent of total population				Year-round housing units				Occupied housing units														
								Units in—		Owner					Renter					1.01 or more persons per room				
		Negro	In group quarters	Under 18 years	62 years and over	Total	Lacking some or all plumbing facilities	One unit structures	Structures of 10 or more units	Total	Lacking some or all plumbing facilities	Average number of rooms	Average value (dollars)	Percent Negro	Total	Lacking some or all plumbing facilities	Average number of rooms	Average contract rent (dollars)	Percent Negro	Total	With all plumbing facilities	One-person households	With female head of family	With roomers, boarders, or lodgers
Wilmington	46169	34	1	34	13	17217	1007	11314	107	8056	189	5.8	14700	24	7583	593	4.4	68	37	1218	1094	3183	2416	513

[Data exclude vacant seasonal and vacant migratory housing units. For minimum base for derived figures (percent, average, etc.) and meaning of symbols, see text]

Blocks Within Census Tracts	Total population	Percent of total population: Negro	In group quarters	Under 18 years	62 years and over	Year-round housing units: Total	Lacking some or all plumbing facilities	Units in—: One-unit structures	Structures of 10 or more units	Occupied housing units: Owner: Total	Lacking some or all plumbing facilities	Average number of rooms	Average value (dollars)	Percent Negro	Renter: Total	Lacking some or all plumbing facilities	Average number of rooms	Average contract rent (dollars)	Percent Negro	1.01 or more persons per room: Total	With all plumbing facilities	One-person households	With female head of family	With roomers, boarders, or lodgers
101	3508	81	2	34	16	1392	226	957	1	517	22	6.1	9400	74	659	159	4.3	47	78	128	95	351	244	90
104	57	100	–	51	2	17	7	14	–	2	...	...	...	...	13	6	3.5	32	100	5	3	3	2	1
105	53	100	–	53	4	12	4	10	–	3	...	...	...	...	9	4	3.9	39	100	5	3	1	3	1
106	6	100	–	67	17	2	...	...	...	...	...	...	...	...	...	...	...	...	...	...	...	...	...	...
107	7	100	–	14	14	7	–	7	–	3	...	...	...	...	1	...	...	...	...	...	...	...	...	...
108	15	100	–	53	7	6	3	4	–	3	...	...	...	...	2	...	...	...	...	2	–	2	2	1
109	12	100	–	42	25	4	...	...	...	...	...	...	...	...	...	...	...	...	...	...	...	...	...	...
110	92	100	–	49	3	22	1	22	–	8	–	6.3	6800	100	12	1	4.8	42	100	6	5	3	4	1
111	20	100	–	30	20	9	1	9	–	5	1	5.0	6700	100	4	...	...	...	...	–	–	3	2	–
113	–	–	–	–	–	1	...	...	...	...	...	...	...	–	...	...	...	...	–	...	...	...	...	...
114	17	100	–	29	29	7	1	7	–	5	1	5.2	5200	100	2	...	...	...	...	1	1	3	1	–
115	68	100	–	38	16	19	2	19	–	8	1	5.4	8400	100	10	1	5.4	44	100	3	2	3	3	3
116	54	100	–	19	15	21	1	21	–	11	–	6.0	8700	100	8	1	4.5	48	100	2	2	4	7	2
117	68	100	–	34	10	28	2	28	–	13	–	6.2	9900	100	14	2	3.6	39	100	3	2	11	7	1
118	56	100	–	43	11	19	–	19	–	7	–	5.4	10600	100	11	–	4.2	43	100	2	2	5	5	–
119	5	100	–	–	20	2	...	...	...	...	...	...	...	...	...	...	...	...	...	...	...	...	...	...
124	19	–	–	11	16	5	–	5	–	5	–	7.4	...	–	–	–	–	–	–	–	–	–	–	1
201	59	64	–	31	10	24	–	20	–	13	–	7.1	10200	54	6	–	4.7	76	17	1	1	5	–	–
202	22	77	–	9	46	17	–	16	–	7	–	6.0	8700	57	2	...	...	...	...	–	–	1	2	1
203	19	100	–	47	5	15	–	15	–	3	...	...	...	...	3	...	...	...	...	1	1	1	1	–
204	47	72	–	49	13	14	–	10	–	7	–	4.9	10000	57	4	...	...	...	...	3	3	–	1	–
205	30	100	–	47	–	19	1	13	–	4	...	...	...	...	6	–	4.8	55	100	1	1	4	–	–
206	4	...	...	...	...	11	1	11	–	2	...	...	...	...	–	–	–	–	–	...	...	...	...	...
207	1	...	...	...	...	2	...	...	...	...	...	...	...	...	...	...	...	...	...	...	...	...	...	...
208	56	96	–	23	25	27	3	23	–	14	–	6.2	9700	93	6	3	4.0	38	100	1	1	8	3	2
209	41	100	–	22	29	22	3	20	–	9	–	5.9	12600	100	12	3	4.2	41	100	1	1	10	1	–
210	46	96	–	26	9	19	1	15	–	10	1	6.8	7600	90	6	–	4.7	48	100	–	–	3	2	–
211	32	91	–	53	3	9	2	6	–	1	...	...	...	...	7	2	5.9	46	100	2	1	1	3	–
212	10	100	–	–	50	8	–	8	–	4	...	...	...	...	2	...	...	...	...	–	–	3	2	2
213	57	100	–	39	9	20	–	20	–	12	–	5.3	7300	100	5	–	4.4	...	100	2	2	4	2	1
214	70	89	–	41	10	25	–	22	–	14	–	6.1	10400	86	8	–	4.5	61	88	1	1	2	6	–
215	9	33	–	11	44	8	–	7	–	4	...	...	...	...	2	...	...	...	...	–	–	4	–	–
216	37	14	–	30	22	17	–	16	–	10	–	6.3	10600	10	4	...	...	...	...	–	–	3	2	1
217	45	40	–	22	24	22	1	16	–	14	1	6.1	10500	36	3	...	...	...	...	–	–	4	1	1
218	67	10	10	39	10	16	–	13	–	8	–	6.3	13900	13	6	–	6.5	78	33	2	2	4	2	1
219	31	–	–	19	16	13	–	11	–	9	–	7.2	14300	–	2	...	...	...	–	–	–	2	2	2
220	40	10	–	25	30	13	–	12	–	12	–	7.8	13300	8	1	...	...	...	...	–	–	2	3	–
221	28	–	–	21	39	11	–	11	–	9	–	7.4	14700	–	1	...	...	...	–	–	–	2	1	1
301	17	–	–	24	12	6	–	6	–	4	...	...	...	–	1	...	...	...	–	–	–	–	2	1
303	4	...	...	...	...	1	...	...	...	...	...	...	...	...	...	...	...	...	...	...	...	...	...	...
304	11	100	–	36	9	4	...	...	...	...	...	...	...	...	...	...	...	...	...	...	...	...	...	...
305	20	70	–	35	5	5	1	3	–	2	...	...	...	...	3	...	...	...	...	1	1	–	2	2
306	8	75	–	25	13	5	–	5	–	1	...	...	...	...	2	...	...	...	...	...	...	...	...	...
307	5	–	–	20	40	2	...	...	...	...	...	...	...	–	...	...	...	...	–	...	...	...	...	...
308	9	22	–	–	100	6	–	3	–	3	...	...	...	...	3	...	...	...	...	–	–	3	1	–
310	11	–	–	–	36	8	–	2	–	2	...	...	...	–	4	...	...	...	–	–	–	1	–	–
311#	34	–	3	–	59	26	7	6	–	8	–	7.3	18500	–	16	7	2.1	53	–	–	–	17	3	–
313	26	50	100	15	–	–	–	–	–	–	–	–	–	–	–	–	–	–	–	–	–	–	–	–
314#	12	–	–	–	17	11	9	1	1	1	...	...	...	–	7	7	1.3	42	–	4	–	4	–	4
315	12	–	–	–	83	9	–	3	–	2	...	...	...	–	6	–	3.7	67	–	–	–	4	–	–
316	29	–	–	7	48	25	3	6	–	4	...	...	...	–	15	2	3.9	58	–	–	–	12	1	1
317	64	56	–	36	13	31	7	9	–	1	...	...	...	...	24	5	4.5	61	58	1	1	9	4	2
318	39	97	–	39	18	16	–	7	–	4	...	...	...	...	9	–	4.7	44	100	1	1	3	5	1
319	61	85	–	28	12	21	1	11	–	6	1	6.3	7000	33	12	–	5.0	48	92	3	3	7	4	2
401	82	96	–	46	15	26	4	15	–	9	–	6.7	6800	78	17	4	4.6	52	100	4	2	6	7	2
402	8	100	–	50	13	2	...	...	...	...	...	...	...	...	...	...	...	...	...	...	...	...	...	...
403	57	100	–	35	9	14	4	6	–	2	...	...	...	...	12	4	5.7	39	100	4	3	1	3	2
404	68	97	–	43	15	23	4	16	–	8	–	6.6	6500	75	12	4	4.1	40	100	4	3	8	4	3
405	98	76	6	43	5	28	2	9	–	8	–	6.1	7000	75	16	–	3.9	52	69	5	5	6	6	2
406	41	81	–	32	12	12	2	6	–	4	...	...	...	...	8	2	4.4	49	50	2	2	3	1	2
407	53	21	–	34	11	32	3	3	–	3	...	...	...	...	17	3	3.9	64	–	2	2	5	4	5
408	8	–	–	–	63	11	4	9	–	1	...	...	...	–	3	...	...	...	–	...	...	...	...	...
409	40	–	–	15	28	23	8	6	–	7	–	6.0	...	–	16	8	3.1	40	–	2	–	10	4	–
410	14	–	–	–	57	9	2	3	–	4	...	...	...	–	2	...	...	...	–	–	–	2	1	2
411	19	–	79	–	21	3	...	...	...	...	...	...	...	–	...	...	...	...	–	...	...	...	...	...
412	87	100	–	46	15	29	3	21	–	16	–	7.1	12700	100	10	3	4.6	43	100	2	1	4	9	1
413	79	100	–	30	14	25	1	15	–	10	–	6.8	8800	100	12	1	4.8	45	100	2	2	4	8	2
414	49	100	–	20	22	20	–	12	–	9	–	6.4	6800	100	9	–	4.9	51	100	1	1	4	7	3
415	65	100	–	29	19	26	3	26	–	14	–	5.6	10200	100	9	3	5.3	46	100	1	–	4	5	–
416	88	100	–	42	14	27	6	27	–	13	1	5.6	6500	100	13	5	4.2	35	100	4	1	9	8	2
417	61	100	–	26	20	25	1	22	–	8	–	6.1	7100	100	15	1	5.1	50	100	1	1	5	8	–
418	41	100	17	20	29	19	5	11	–	10	1	6.4	9500	100	8	4	2.5	44	100	–	–	10	2	–
419	43	100	–	44	28	12	2	2	–	4	...	...	...	...	7	1	4.7	34	100	3	3	3	–	–
420	43	100	–	28	14	28	11	8	–	3	...	...	...	...	15	4	3.7	46	100	1	1	9	4	2
421	72	97	–	43	7	28	9	4	–	4	...	...	...	...	20	6	3.4	39	100	4	3	10	5	1
422	18	28	–	17	33	20	12	–	–	1	...	...	...	...	11	5	2.2	31	9	1	1	10	2	–
423	6	83	–	50	17	3	...	...	...	...	...	...	...	...	...	...	...	...	...	...	...	...	...	...
425	–	–	–	–	–	1	...	...	...	...	...	...	...	–	...	...	...	...	–	...	...	...	...	...
501	6	100	–	33	–	2	...	...	...	...	...	...	...	...	...	...	...	...	...	...	...	...	...	...
503	49	100	–	57	6	10	2	7	–	4	...	...	...	...	5	1	5.8	43	100	3	3	1	1	2
504	58	97	12	22	14	25	12	9	–	4	...	...	...	...	17	8	4.1	45	100	1	–	8	1	1
505	4	...	...	...	...	1	...	...	...	...	...	...	...	...	...	...	...	...	...	...	...	...	...	...
506	53	100	–	47	6	12	4	10	–	1	...	...	...	...	11	4	5.2	33	100	4	3	–	3	2
507	11	100	–	18	18	5	–	3	–	1	...	...	...	...	3	...	...	...	...	...	...	...	...	...
509	28	100	–	29	7	9	5	7	–	3	...	...	...	...	6	5	3.8	37	100	2	–	3	3	–
510	41	100	–	17	17	23	6	15	–	8	–	7.0	17000	100	7	1	5.6	51	100	–	–	4	6	3
511	37	100	–	30	24	13	1	13	–	8	–	6.4	7200	100	5	1	4.6	47	100	2	2	4	1	3
512	41	100	–	24	24	18	6	14	–	7	2	5.1	6100	100	10	4	4.4	43	100	1	–	7	6	1
513#	20	100	–	55	–	5	4	5	–	–	–	–	–	–	5	4	4.6	51	100	2	1	2	1	–
514	75	100	–	36	12	32	16	23	–	4	...	...	...	...	26	14	4.1	39	100	1	1	16	3	1

[Data exclude vacant seasonal and vacant migratory housing units. For minimum base for derived figures (percent, average, etc.) and meaning of symbols, see text]

Blocks Within Census Tracts	Total population	Percent of total population				Year-round housing units				Occupied housing units													
								Units in—		Owner					Renter					1.01 or more persons per room				
	Total population	Negro	In group quarters	Under 18 years	62 years and over	Total	Lacking some or all plumbing facilities	One-unit structures	Structures of 10 or more units	Total	Lacking some or all plumbing facilities	Average number of rooms	Average value (dollars)	Percent Negro	Total	Lacking some or all plumbing facilities	Average number of rooms	Average contract rent (dollars)	Percent Negro	Total	With all plumbing facilities	One-person households	With female head of family	With roomers, boarders, or lodgers
515	64	100	–	34	28	26	9	21	–	14	3	5.1	8000	100	12	6	3.1	36	100	3	2	10	7	–
516	31	100	–	32	23	11	2	10	–	8	2	5.1	6500	100	2	...	...	...	...	1	1	1	2	1
517	64	100	–	42	9	20	1	20	–	10	1	5.8	7200	100	9	–	5.2	43	100	2	2	1	7	1
518	45	100	–	51	9	9	–	9	–	4	...	...	...	...	5	–	4.6	...	100	4	4	2	1	3
519	19	100	–	26	5	9	1	9	–	5	1	5.2	6700	100	3	...	...	...	...	–	–	2	3	2
520#	42	100	–	33	19	18	5	17	–	7	–	4.6	5100	100	9	5	4.7	45	100	2	2	4	5	1
521	18	100	–	17	11	9	2	9	–	3	...	...	...	...	5	–	5.0	41	100	–	–	1	3	–
102	4132	32	1	28	19	1556	46	1370	–	940	26	5.9	9900	29	489	18	5.0	62	23	85	77	283	184	39
102	84	–	–	41	7	22	–	19	–	13	–	7.2	16000	–	8	–	4.5	79	–	1	1	1	4	–
104	50	–	–	36	12	17	3	13	–	12	–	6.7	16000	–	4	...	...	...	–	–	–	5	1	–
105	44	–	–	34	11	15	–	15	–	13	–	7.5	17400	–	2	...	...	...	–	1	1	6	–	1
106	44	–	–	39	21	16	–	12	–	11	–	8.7	14600	–	3	...	...	...	–	–	–	4	4	–
107	33	–	–	15	36	15	–	11	–	11	–	7.7	16300	–	3	...	...	...	–	–	–	3	2	–
108	34	–	–	24	24	14	–	8	–	10	–	6.8	16800	–	3	...	...	...	–	–	–	2	1	–
109	2	...	...	...	...	1	...	...	...	...	...	...	...	...	...	...	...	...	...	...	...	...	...	...
110	40	–	–	25	33	18	–	12	–	7	–	7.1	17700	–	9	–	5.7	90	–	–	–	4	1	–
111	8	–	–	25	38	5	1	5	–	3	...	...	...	–	1	...	...	...	–	...	...	...	...	...
112	19	42	–	47	26	10	–	8	–	3	...	...	...	...	3	...	...	...	...	–	–	3	–	–
113	17	–	41	–	35	5	–	4	–	2	...	...	...	–	3	...	...	...	–	–	–	1	–	1
114	56	–	–	32	20	21	–	11	–	10	–	6.3	14100	–	11	–	4.5	67	–	1	1	7	1	–
115	28	–	–	14	43	15	–	13	–	10	–	6.4	10000	–	4	...	...	...	–	–	–	4	2	–
116	43	–	–	37	19	15	–	15	–	7	–	5.7	9100	–	7	–	5.4	73	–	–	–	1	2	–
117	48	–	–	31	19	20	–	18	–	8	–	5.9	7500	–	8	–	4.9	74	–	1	1	1	2	–
118	58	–	–	33	12	19	–	17	–	11	–	5.5	8000	–	7	–	5.9	82	–	1	1	1	–	1
119	56	–	14	30	18	20	–	12	–	8	–	6.4	10300	–	10	–	4.8	79	–	1	1	4	1	–
120	13	–	–	15	62	7	–	7	–	5	–	6.4	11900	–	1	...	...	...	–	–	–	2	1	–
121	81	20	–	11	35	37	–	26	–	21	–	6.7	12300	10	10	–	4.9	60	10	2	2	7	9	2
122	93	–	–	31	17	31	2	24	–	16	1	5.9	7500	–	15	1	5.2	60	–	2	2	6	4	–
123	58	–	–	28	19	20	1	20	–	9	1	5.6	7600	–	9	–	5.1	61	–	3	3	3	–	–
124	4	...	...	...	...	3	...	...	...	...	...	...	...	...	...	...	...	...	...	...	...	...	...	...
201	25	–	–	20	20	10	–	8	–	3	...	...	...	–	6	–	4.2	73	–	–	–	–	2	–
202	50	–	–	32	28	18	1	18	–	15	1	5.7	7700	–	3	...	...	...	–	–	–	2	–	–
203	41	–	–	20	22	21	–	15	–	9	–	5.6	4800	–	9	–	4.9	60	–	1	1	6	–	3
204	105	14	–	27	30	50	–	43	–	31	–	6.0	9900	13	13	–	4.8	58	–	1	1	13	4	–
205	43	51	–	35	26	14	–	13	–	14	–	6.4	10700	29	–	–	–	–	–	1	1	5	1	1
206	25	72	–	24	28	12	–	12	–	10	–	5.7	8000	50	–	–	–	–	–	1	1	4	2	–
207	40	5	–	23	38	16	–	14	–	12	–	6.3	11900	8	3	...	...	...	...	2	2	5	–	–
208	16	–	–	19	38	10	2	6	–	5	1	5.4	...	–	4	...	...	...	–	–	–	4	1	1
209	40	–	–	15	40	21	–	21	–	13	–	5.5	7500	–	5	–	5.0	55	–	–	–	4	3	2
210	40	–	–	35	8	18	2	12	–	6	1	5.7	6100	–	8	1	5.1	63	–	–	–	3	1	–
211	39	–	–	21	39	16	–	16	–	10	–	5.5	9200	–	6	–	4.7	60	–	1	1	4	4	–
212	50	–	–	24	22	20	–	18	–	12	–	5.8	8700	–	8	–	5.0	64	–	–	–	4	3	1
213	57	–	–	25	32	25	–	24	–	19	–	6.2	11300	–	6	–	5.7	85	–	–	–	8	–	1
214	47	32	–	30	17	15	–	15	–	11	–	6.3	10300	36	3	...	...	...	...	–	–	1	–	–
215	40	18	–	20	30	16	–	16	–	13	–	5.7	9700	23	2	...	...	...	...	–	–	2	1	–
216#	51	26	–	31	16	21	–	15	–	12	–	5.3	9800	33	5	–	5.4	77	–	–	–	2	–	1
217	53	–	–	23	30	19	1	19	–	13	1	5.9	10700	–	4	...	...	...	–	–	–	1	2	1
218	45	–	–	16	51	22	–	21	–	16	–	5.8	9200	–	5	–	5.6	75	–	–	–	3	1	2
220	19	–	–	26	26	9	–	9	–	4	...	...	...	–	3	...	...	...	–	1	1	2	–	–
221	61	–	–	28	12	19	1	19	–	8	1	5.6	7400	–	11	–	5.0	43	–	2	2	2	1	–
222	27	–	–	33	22	10	1	10	–	3	...	...	...	–	6	–	4.5	52	–	1	1	1	1	–
223	23	–	–	35	9	8	–	8	–	4	...	...	...	–	4	...	...	...	–	–	–	2	1	–
303	92	–	–	36	7	30	4	30	–	17	2	4.6	6400	–	9	2	4.4	34	–	6	4	3	–	–
304	16	–	–	25	19	6	1	6	–	5	1	4.8	12400	–	1	...	...	...	–	1	1	2	1	–
307	44	–	–	18	7	14	1	14	–	10	1	5.9	7200	–	4	...	...	...	–	–	–	1	2	1
308	3	...	...	...	...	2	...	...	...	...	...	...	...	...	...	...	...	...	...	...	...	...	...	...
309	13	–	–	31	46	4	...	...	...	...	...	...	...	–	...	...	...	...	–	...	...	...	...	...
310	50	6	–	36	12	17	2	17	–	10	2	6.4	6200	10	5	–	5.4	53	–	1	–	3	1	1
311	11	–	–	18	36	4	...	...	...	...	...	...	...	–	...	...	...	...	–	...	...	...	...	...
312	24	–	–	29	17	11	–	10	–	6	–	4.7	5700	–	4	...	...	...	–	–	–	3	–	–
313	4	...	...	...	...	1	...	...	...	...	...	...	...	...	...	...	...	...	...	...	...	...	...	...
314	30	–	–	33	33	11	1	11	–	8	1	4.1	7100	–	3	...	...	...	–	2	2	2	2	–
315	41	–	–	32	15	15	–	15	–	6	–	4.7	5300	–	7	–	4.4	44	–	2	2	2	–	1
316	28	–	–	18	25	12	–	12	–	5	–	3.6	4600	–	6	–	4.3	45	–	–	–	2	–	–
317	53	–	–	32	8	18	–	18	–	12	–	3.9	4900	–	6	–	3.8	45	–	4	4	6	2	–
318	51	–	–	45	4	15	–	15	–	9	–	4.1	4700	–	5	–	4.6	45	–	3	3	1	5	–
319#	67	6	–	22	12	31	–	23	–	17	–	4.9	7800	6	11	–	4.2	64	–	–	–	8	1	1
320#	63	–	–	21	30	30	–	27	–	18	–	5.4	8500	–	10	–	4.9	79	–	–	–	8	4	1
322	28	–	–	46	11	11	–	9	–	6	–	5.8	10300	–	2	...	...	...	–	1	1	2	2	–
323	34	–	–	21	12	15	–	9	–	6	–	5.7	7500	–	9	–	4.7	69	–	–	–	5	–	1
401	40	28	–	38	10	13	–	13	–	6	–	5.5	6100	17	6	–	5.3	50	33	2	2	2	3	–
402	18	67	–	22	22	7	1	5	–	4	...	...	...	...	2	...	...	...	...	–	–	–	2	–
403	54	56	–	15	20	20	–	18	–	15	–	5.5	8600	53	5	–	5.4	57	60	–	–	1	3	–
404	76	97	–	25	12	21	2	21	–	13	–	5.5	8900	92	8	2	5.3	55	100	4	4	3	2	–
405	28	100	–	46	4	6	1	6	–	2	...	...	...	...	3	...	...	...	...	3	2	–	3	–
406	58	98	–	40	12	19	4	19	–	10	1	4.8	4900	100	7	3	4.4	42	100	3	1	2	6	2
407	53	98	–	34	13	19	1	19	–	13	1	4.9	6900	100	4	...	...	...	...	2	2	1	3	1
408	17	35	–	6	12	7	–	7	–	6	–	5.3	7100	17	1	...	...	...	...	–	–	1	2	–
409	22	86	73	–	64	2	...	...	...	...	...	...	...	...	...	...	...	...	...	...	...	...	...	...
410	37	8	–	16	27	15	1	13	–	9	1	4.6	10500	11	5	–	5.2	...	–	–	–	–	2	–
411	62	84	–	36	11	21	1	19	–	15	1	5.6	8900	73	4	...	...	...	...	2	2	5	2	–
412	39	97	–	13	5	16	–	16	–	14	–	5.2	11800	100	1	...	...	...	...	1	1	1	2	–
413	28	100	–	21	18	11	1	11	–	8	1	5.6	11400	100	3	...	...	...	...	1	1	3	–	–
414	14	100	–	14	29	8	2	5	–	3	...	...	...	...	4	...	...	...	...	–	–	2	2	–
415	78	100	–	30	9	23	2	23	–	19	1	5.8	7800	100	4	...	...	...	...	3	2	3	5	1
416	70	99	–	26	13	24	1	22	–	13	1	5.6	5900	100	8	–	4.9	45	100	2	1	2	5	4
417	41	100	–	42	5	14	–	14	–	11	–	5.6	10400	100	3	...	...	...	...	1	1	1	4	–
418	79	99	–	43	1	19	–	19	–	15	–	6.0	9400	100	4	...	...	...	...	2	2	1	4	–
419	51	84	–	35	14	19	–	19	–	13	–	6.0	10800	69	4	...	...	...	...	–	–	2	4	1

[Data exclude vacant seasonal and vacant migratory housing units. For minimum base for derived figures (percent, average, etc.) and meaning of symbols, see text]

Blocks Within Census Tracts	Total population	Percent of total population				Year-round housing units				Occupied housing units														
								Units in—		Owner					Renter					1.01 or more persons per room				
	Total population	Negro	In group quarters	Under 18 years	62 years and over	Total	Lacking some or all plumbing facilities	One-unit structures	Structures of 10 or more units	Total	Lacking some or all plumbing facilities	Average number of rooms	Average value (dollars)	Percent Negro	Total	Lacking some or all plumbing facilities	Average number of rooms	Average contract rent (dollars)	Percent Negro	Total	With all plumbing facilities	One-person households	With female head of family	With roomers, boarders, or lodgers
501	75	84	–	33	4	25	–	19	–	16	–	6.1	8100	75	7	–	4.1	62	71	1	1	5	2	–
502	63	97	–	33	2	19	–	19	–	13	–	6.1	8900	100	6	–	5.3	62	83	1	1	1	5	–
503	27	100	–	26	4	11	–	9	–	4	...	...	...	...	6	–	4.3	60	100	–	–	–	2	–
504	74	100	–	34	14	24	2	24	–	16	1	5.8	7400	100	8	1	5.3	56	100	3	3	6	5	3
505	71	100	–	31	17	28	–	27	–	16	–	5.6	8200	100	7	–	5.1	45	100	2	2	4	5	–
506	1	...	...	...	...	1	...	...	...	...	...	...	...	...	...	...	...	...	...	...	...	...	...	...
508	67	94	–	45	3	18	–	17	–	12	–	5.6	11200	92	5	–	5.2	55	100	4	4	–	1	–
509	66	86	–	27	12	23	–	23	–	19	–	5.9	7500	63	3	...	...	...	...	2	2	5	9	–
510	3	...	...	...	...	3	...	...	...	...	...	...	...	...	...	...	...	...	...	...	...	...	...	...
511	46	41	–	26	15	25	1	19	–	6	–	5.8	5700	33	14	–	5.4	50	29	1	1	6	1	1
512	1	...	...	...	...	1	...	...	...	...	...	...	...	...	...	...	...	...	...	...	...	...	...	...
513	9	–	–	22	11	4	...	...	...	...	...	...	...	–	...	...	...	...	–	...	...	...	...	...
514	20	–	–	5	50	10	–	10	–	7	–	7.0	21300	–	1	...	...	...	–	–	–	1	1	–
515	17	–	–	18	41	10	–	8	–	6	–	7.7	...	–	3	...	...	...	–	–	–	5	–	1
516	42	–	–	24	26	17	–	9	–	10	–	6.6	17700	–	6	–	5.7	87	–	–	–	4	3	–
517	40	18	–	43	23	12	–	10	–	8	–	7.1	19400	13	4	...	...	...	...	–	–	4	2	–
518	34	–	–	12	35	15	–	11	–	8	–	7.5	18900	–	5	–	3.8	65	–	–	–	3	3	1
519	48	6	–	21	13	18	–	13	–	10	–	7.0	14000	10	7	–	4.6	76	–	–	–	3	–	–
520	43	37	–	30	16	15	–	13	–	10	–	6.1	8500	10	4	...	...	...	...	–	–	4	2	–
521	18	–	–	17	28	10	–	8	–	8	–	7.3	12000	–	1	...	...	...	–	–	–	4	2	–
103	3101	11	–	27	17	1147	47	1051	1	822	24	5.7	13900	9	276	20	4.8	81	10	39	36	191	113	17
101	44	–	–	39	11	15	–	15	–	13	–	5.5	13900	–	2	...	...	...	–	1	1	2	1	–
102	21	–	–	19	5	8	–	8	–	6	–	5.3	15800	–	2	...	...	...	–	1	1	2	1	–
103	14	–	–	29	14	5	–	5	–	5	–	5.2	14500	–	–	–	–	–	–	1	1	1	2	–
104	86	–	–	30	19	34	1	31	1	23	1	5.1	17000	–	8	–	3.9	82	–	3	3	5	8	–
105#	87	8	–	14	29	44	4	20	–	30	1	4.6	22300	3	12	2	4.2	80	17	–	–	10	2	–
106	25	52	–	–	36	13	5	13	–	6	4	5.3	7900	50	6	1	5.0	...	33	–	–	4	3	–
107#	90	13	2	38	9	23	5	21	–	15	4	5.3	6900	–	8	1	4.8	72	13	3	3	5	2	1
108	40	8	–	20	15	14	–	14	–	10	–	5.2	8800	10	4	...	...	...	...	–	–	3	–	–
109	35	9	6	17	20	20	1	19	–	9	–	5.1	10600	11	7	1	5.0	50	–	1	1	6	2	–
110#	63	27	–	32	21	21	–	21	–	9	–	5.6	8700	44	9	–	4.4	59	–	3	3	2	1	–
111	116	–	–	27	14	40	–	35	–	17	–	5.8	17200	–	22	–	4.8	81	–	–	–	3	3	1
112	7	–	–	14	14	3	...	...	...	...	...	...	...	–	...	...	...	...	–	...	...	...	...	...
113	26	–	–	15	15	10	–	10	–	7	–	5.9	14100	–	2	...	...	...	–	1	1	2	1	–
114	106	–	–	32	12	32	–	31	–	27	–	6.1	19900	–	5	–	6.2	...	–	–	–	1	4	–
116	67	–	–	22	22	25	–	25	–	24	–	5.8	14900	–	1	...	...	...	–	–	–	4	4	–
117	122	–	–	31	18	45	–	37	–	21	–	6.1	14100	–	22	–	4.2	73	–	3	3	11	2	–
118	75	–	–	23	19	29	–	27	–	25	–	5.6	12100	–	4	...	...	...	–	1	1	9	3	–
119	36	–	–	14	25	14	–	14	–	14	–	5.9	16400	–	–	–	–	–	–	–	–	3	1	–
120	46	–	–	20	22	20	–	20	–	16	–	5.5	15300	–	4	...	...	...	–	–	–	6	2	–
121	44	–	–	34	5	13	–	13	–	12	–	6.4	18600	–	–	–	–	–	–	–	–	1	1	–
122	52	–	–	10	31	19	–	16	–	18	–	5.9	18900	–	1	...	...	...	–	–	–	1	3	–
123	64	–	–	22	25	25	–	24	–	19	–	5.7	16200	–	6	–	4.3	91	–	–	–	6	2	–
124#	23	–	–	9	35	12	–	9	–	7	–	5.4	12500	–	5	–	4.0	111	–	1	1	3	–	2
125	40	–	–	38	10	16	–	15	–	10	–	6.0	16300	–	4	...	...	...	–	–	–	3	2	–
126	72	–	–	22	26	26	–	22	–	21	–	6.0	15300	–	5	–	3.6	97	–	1	1	5	3	–
127	52	–	–	19	27	20	–	18	–	16	–	5.8	13200	–	4	...	...	...	–	–	–	6	–	–
201#	78	–	–	24	28	31	1	25	–	20	–	5.7	15400	–	9	1	5.2	109	–	1	1	5	2	1
202	24	–	–	17	25	13	–	12	–	7	–	6.1	19400	–	3	...	...	...	–	–	–	2	–	1
203#	49	–	–	22	35	20	–	18	–	15	–	6.5	16200	–	5	–	4.2	63	–	–	–	4	2	–
204	19	–	–	16	16	10	–	10	–	7	–	5.3	12000	–	1	...	...	...	–	–	–	2	1	1
205	66	–	–	26	12	21	–	20	–	13	–	6.0	13300	–	8	–	5.3	95	–	1	1	–	2	–
206	42	–	–	33	12	17	–	17	–	13	–	5.8	15900	–	3	...	...	...	–	–	–	2	3	1
207#	140	–	–	29	14	50	–	47	–	40	–	6.5	16400	–	8	–	5.5	97	–	1	1	9	7	1
208	158	–	–	24	22	61	1	51	–	39	–	6.1	15300	–	19	1	4.4	80	–	1	1	7	5	1
209	46	–	–	20	20	19	–	18	–	15	–	5.7	14800	–	3	...	...	...	–	–	–	3	2	1
210	68	–	–	19	21	30	–	29	–	25	–	5.4	11500	–	4	...	...	...	–	–	–	6	2	–
212	20	–	–	15	25	10	–	10	–	8	–	5.4	10900	–	1	...	...	...	–	–	–	2	–	–
213	46	–	–	20	7	19	1	19	–	14	1	5.4	10400	–	3	...	...	...	–	–	–	1	1	–
214#	100	–	–	37	11	33	–	30	–	21	–	6.5	11500	–	10	–	4.6	76	–	2	2	4	4	–
215#	78	–	–	33	17	27	–	27	–	18	–	6.1	11800	–	8	–	5.8	118	–	–	–	1	2	–
216	65	–	–	29	12	23	–	23	–	20	–	5.8	15700	–	3	...	...	...	–	1	1	5	–	–
217	38	–	–	26	26	12	–	12	–	11	–	6.3	18200	–	1	...	...	...	–	–	–	–	–	1
218	28	–	–	32	11	9	–	9	–	7	–	5.7	17100	–	2	...	...	...	–	–	–	1	–	–
219	69	–	–	35	9	23	–	22	–	18	–	5.6	13500	–	5	–	5.4	...	–	–	–	2	2	–
220	13	–	–	23	15	5	–	5	–	5	–	5.6	14800	–	–	–	–	–	–	–	–	2	–	–
221	64	–	–	39	6	21	–	21	–	17	–	5.9	13500	–	2	...	...	...	–	–	–	2	4	–
222	43	–	–	30	7	19	–	19	–	13	–	5.5	13200	–	4	...	...	...	–	–	–	4	–	–
902	394	72	2	36	15	128	28	121	–	94	13	5.4	8400	68	30	13	4.7	44	77	12	9	22	21	5
104	3143	2	–	27	16	1219	19	917	2	763	16	6.9	26500	2	376	2	4.7	138	1	19	19	177	66	25
101	201	28	–	26	14	73	2	73	–	51	1	6.4	24500	22	15	–	5.7	86	33	4	4	8	7	1
102	73	–	–	29	23	28	1	28	–	25	1	6.6	25000	–	2	...	...	...	–	–	–	6	2	–
103	234	–	–	30	18	83	3	80	–	68	3	7.1	31500	–	12	–	5.6	112	–	–	–	11	6	2
104	62	–	–	24	10	21	–	21	–	20	–	7.3	42100	–	1	...	...	...	–	1	1	2	2	–
105	21	–	–	43	14	8	–	6	–	4	...	...	...	–	2	...	...	...	–	–	–	–	1	–
106	37	3	–	24	19	17	–	15	–	13	–	7.8	41000	–	2	...	...	...	...	–	–	6	–	–
107	14	–	–	36	21	5	–	5	–	5	–	9.6	60000	–	–	–	–	–	–	–	–	1	–	–
108	13	39	–	39	15	4	...	...	...	...	...	...	...	...	...	...	...	...	...	...	...	...	...	...
109	8	–	–	50	–	2	...	...	...	...	...	...	...	–	...	...	...	...	–	...	...	...	...	...
111	74	–	–	16	30	28	–	28	–	24	–	7.3	31100	–	2	...	...	...	–	–	–	1	2	1
112	21	–	–	10	62	9	–	9	–	9	–	7.1	29400	–	–	–	–	–	–	–	–	1	–	–
113	53	–	–	26	17	19	–	19	–	18	–	6.9	26000	–	1	...	...	...	–	–	–	3	1	–
114	73	–	–	29	10	24	–	23	–	21	–	7.7	36500	–	2	...	...	...	–	–	–	2	1	2
115	51	–	–	24	18	19	–	19	–	18	–	7.5	37700	–	1	...	...	...	–	–	–	2	1	–
116	35	–	–	31	11	12	–	12	–	12	–	7.8	43800	–	–	–	–	–	–	–	–	–	–	–
117	24	–	–	17	21	9	–	9	–	9	–	7.1	32600	–	–	–	–	–	–	–	–	1	1	–
118	73	–	–	27	25	27	–	25	–	25	–	6.6	26100	–	1	...	...	...	–	–	–	4	1	1
119	42	–	–	31	19	18	–	17	–	14	–	7.1	22800	–	4	...	...	...	–	–	–	8	1	–

[Data exclude vacant seasonal and vacant migratory housing units. For minimum base for derived figures (percent, average, etc.) and meaning of symbols, see text]

Blocks Within Census Tracts	Total population	Percent of total population				Year-round housing units				Occupied housing units													
								Units in—		Owner					Renter					1.01 or more persons per room				
	Total population	Negro	In group quarters	Under 18 years	62 years and over	Total	Lacking some or all plumbing facilities	One-unit structures	Structures of 10 or more units	Total	Lacking some or all plumbing facilities	Average number of rooms	Average value (dollars)	Percent Negro	Total	Lacking some or all plumbing facilities	Average number of rooms	Average contract rent (dollars)	Percent Negro	Total	With all plumbing facilities	One-person households	With female head of family	With roomers, boarders, or lodgers
120	26	-	-	23	35	12	-	12	-	11	-	7.1	32000	-	1	...	...	...	-	-	-	5	-	-
121	10	-	-	40	20	4	...	...	...	...	...	...	...	-	...	...	...	...	-	...	...	...	...	...
122	112	-	-	31	12	40	-	40	-	32	-	7.6	30300	-	8	-	5.0	88	-	-	-	5	1	-
123	84	-	-	41	12	25	-	25	-	23	-	7.7	31700	-	2	...	...	...	-	-	-	4	-	-
124	66	-	-	18	27	30	-	30	-	20	-	7.9	30400	-	8	-	4.5	95	-	-	-	4	-	1
201	47	-	-	17	21	20	-	18	-	16	-	7.5	30900	-	4	...	...	...	-	-	-	2	1	-
202	54	-	-	28	19	21	-	20	-	14	-	7.0	28800	-	7	-	5.4	121	-	-	-	4	2	-
203	51	-	-	24	8	21	-	20	-	18	-	5.7	15800	-	2	...	...	...	-	-	-	4	-	-
204	77	-	-	23	25	31	-	31	-	25	-	6.8	20300	-	4	...	...	...	-	-	-	3	1	-
205	78	-	-	30	23	29	-	27	-	25	-	5.7	10900	-	3	...	...	...	-	3	3	5	3	-
206	28	-	-	32	18	10	-	10	-	8	-	4.5	4200	-	1	...	...	...	-	2	2	1	1	-
208	54	-	-	24	15	19	-	15	-	11	-	5.0	5500	-	7	-	4.6	47	-	-	-	1	-	-
209	40	-	-	38	5	11	-	11	-	8	-	5.4	6200	-	2	...	...	...	-	1	1	-	1	1
210	76	-	-	29	11	23	-	21	-	18	-	5.6	14500	-	5	-	4.8	57	-	1	1	3	3	-
211	86	-	-	17	16	44	-	3	-	-	-	-	-	-	39	-	4.1	139	-	-	-	7	2	2
212	113	-	-	25	3	53	1	1	-	-	-	-	-	-	49	1	4.1	166	-	1	1	11	2	-
213	243	-	-	29	11	94	-	29	1	24	-	7.1	26300	-	66	-	4.7	155	-	3	3	13	6	4
214	40	-	-	35	5	11	1	11	-	11	1	5.9	12400	-	-	-	-	-	-	-	-	1	1	-
215	30	-	-	3	27	15	1	15	-	13	1	6.1	13900	-	2	...	...	...	-	-	-	4	1	2
216#	60	-	-	37	10	20	-	18	-	15	-	6.3	15000	-	5	-	4.8	77	-	1	1	6	2	1
217	41	-	-	22	54	17	3	15	-	16	3	6.3	17300	-	1	...	...	...	-	-	-	3	2	1
218	36	-	-	33	25	13	-	13	-	11	-	6.9	16500	-	2	...	...	...	-	-	-	2	2	-
219	21	-	-	24	19	8	-	8	-	7	-	6.6	14800	-	1	...	...	...	-	-	-	1	-	-
220	13	-	-	8	46	7	-	5	-	6	-	5.7	17500	-	1	...	...	...	-	-	-	3	-	1
221	16	-	-	6	31	8	-	7	-	4	...	...	...	-	4	...	...	...	-	-	-	3	-	-
222	18	-	17	17	28	9	-	9	-	5	-	7.4	18000	-	2	...	...	...	-	-	-	3	-	-
223	117	-	-	31	16	40	3	39	-	34	2	7.6	24300	-	6	1	4.0	88	-	-	-	8	3	1
224	105	-	-	21	20	44	2	44	-	35	2	7.6	33700	-	7	-	4.1	72	-	-	-	6	3	-
225	26	-	-	12	39	14	2	14	-	9	2	7.7	32900	-	2	...	...	...	-	-	-	2	-	1
301	90	-	-	41	3	30	-	2	-	-	-	-	-	-	25	-	5.7	177	-	-	-	-	-	1
302	124	-	-	30	-	59	-	1	1	-	-	-	-	-	46	-	4.1	169	-	1	1	4	2	1
303	52	-	-	33	2	31	-	4	-	-	-	-	-	-	17	-	4.9	184	-	-	-	1	-	1
105	4943	6	-	32	8	1877	11	1171	10	885	4	5.6	14400	6	784	5	4.2	104	4	76	75	229	146	17
101	2	...	...	...	...	1	...	...	...	...	...	...	...	...	...	...	...	...	...	...	...	...	...	...
102	14	-	-	21	7	8	1	3	-	6	1	4.0	...	-	2	...	...	...	-	-	-	4	1	-
103	7	-	-	-	43	4	...	...	...	...	...	...	...	-	...	...	...	...	-	...	...	...	...	...
104	7	-	-	29	14	3	...	...	...	...	...	...	...	-	...	...	...	...	-	...	...	...	...	...
105	28	-	-	50	-	7	-	6	-	7	-	5.1	12900	-	-	-	-	-	-	-	-	-	-	-
106	27	-	-	22	15	9	-	8	-	8	-	4.5	8800	-	-	-	-	-	-	1	1	-	1	-
107	17	-	-	24	6	5	-	5	-	2	...	...	...	-	3	...	...	...	-	1	1	-	1	-
108	201	3	-	27	4	77	-	31	-	52	-	4.7	15100	4	22	-	3.8	94	-	1	1	9	3	2
110	82	7	-	34	2	32	-	20	1	18	-	6.0	14500	6	10	-	3.0	130	-	-	-	4	1	-
111	151	-	-	38	4	44	-	44	-	33	-	6.0	16200	-	10	-	5.9	121	-	1	1	1	1	1
112	81	-	-	31	9	25	-	21	-	23	-	6.1	18900	-	2	...	...	...	-	-	-	1	2	-
113	76	-	-	41	-	20	-	20	-	18	-	5.5	18200	-	2	...	...	...	-	2	2	-	2	-
114	89	-	-	44	6	24	-	24	-	22	-	5.9	16300	-	2	...	...	...	-	2	2	1	1	-
115	27	-	22	7	30	11	-	11	-	8	-	6.3	16400	-	1	...	...	...	-	-	-	1	-	1
116	35	-	-	37	17	10	-	10	-	8	-	6.3	16300	-	2	...	...	...	-	-	-	-	-	-
117	51	-	-	31	8	14	-	14	-	11	-	5.5	14200	-	3	...	...	...	-	-	-	-	-	-
118	46	-	-	37	4	13	-	12	-	9	-	5.6	13700	-	4	...	...	...	-	-	-	-	-	-
119	67	-	-	40	12	18	-	18	-	16	-	6.3	16000	-	2	...	...	...	-	1	1	1	2	-
120	22	-	-	23	9	10	-	10	-	6	-	6.0	15400	-	2	...	...	...	-	-	-	-	-	-
121	425	7	-	31	5	239	-	30	3	20	-	5.5	15100	-	145	-	4.2	135	8	7	7	34	21	-
201#	122	-	-	33	6	41	-	41	-	32	-	5.7	11400	-	7	-	4.7	81	-	2	2	4	2	-
202	96	-	-	34	4	29	-	29	-	26	-	5.8	10800	-	3	...	...	...	-	1	1	3	-	-
203	51	-	-	31	10	16	-	16	-	14	-	5.6	11400	-	2	...	...	...	-	-	-	-	1	-
204	25	-	-	32	12	8	-	8	-	6	-	5.7	15600	-	2	...	...	...	-	-	-	1	1	-
205	38	-	-	34	13	12	-	12	-	10	-	4.7	10500	-	2	...	...	...	-	1	1	-	2	-
206	65	-	-	20	12	27	-	26	-	16	-	5.8	11100	-	6	-	5.7	112	-	-	-	3	2	1
207	104	-	-	33	15	34	-	27	-	22	-	6.3	14700	-	11	-	4.9	86	-	1	1	6	2	2
208	22	-	-	23	32	7	-	7	-	6	-	5.5	11700	-	1	...	...	...	-	1	1	-	-	-
209	6	-	-	-	50	4	...	...	...	...	...	...	...	-	...	...	...	...	-	...	...	...	...	...
210	37	-	-	41	8	10	-	10	-	7	-	5.6	15400	-	3	...	...	...	-	1	1	1	-	-
211	27	-	-	15	33	12	-	12	-	11	-	5.2	9000	-	1	...	...	...	-	-	-	4	2	1
214#	49	-	-	27	12	17	-	16	-	12	-	6.4	30000	-	5	-	5.4	65	-	1	1	2	-	2
215	15	-	-	20	7	5	-	5	-	5	-	7.2	37500	-	-	-	-	-	-	-	-	-	-	-
216	-	-	-	-	-	1	...	...	...	...	...	...	...	-	...	...	...	...	-	...	...	...	...	...
217	44	-	-	50	2	11	-	11	-	9	-	5.8	14800	-	2	...	...	...	-	1	1	-	2	-
218	11	-	-	-	18	5	-	5	-	4	...	...	...	-	1	...	...	...	-	-	-	-	-	-
301	55	-	-	31	2	22	1	20	-	14	-	5.9	17000	-	5	-	4.2	...	-	-	-	3	1	-
302	13	-	-	23	15	5	-	5	-	2	...	...	...	-	3	...	...	...	-	-	-	-	-	-
303	49	-	-	41	8	13	1	13	-	9	1	5.8	17000	-	4	...	...	...	-	1	-	1	-	-
304	68	-	-	28	10	30	-	15	-	18	-	3.8	10300	-	11	-	4.1	64	-	-	-	12	1	-
305	-	-	-	-	-	1	...	...	...	...	...	...	...	-	...	...	...	...	-	...	...	...	...	...
306	24	-	-	29	29	8	1	8	-	6	1	5.3	7000	-	1	...	...	...	-	1	1	2	2	-
307	10	-	-	20	10	4	...	...	...	...	...	...	...	-	...	...	...	...	-	...	...	...	...	...
308	22	-	-	18	27	10	-	9	-	7	-	5.3	11700	-	3	...	...	...	-	-	-	4	-	-
309	50	-	-	34	4	14	-	14	-	13	-	5.5	13200	-	1	...	...	...	-	1	1	-	1	-
310	29	-	-	21	28	11	-	11	-	10	-	6.0	11800	-	1	...	...	...	-	-	-	-	2	-
311	85	-	-	47	2	25	-	13	-	19	-	5.2	12500	-	4	...	...	...	-	2	2	3	-	1
312	29	-	-	28	21	11	-	11	-	8	-	5.6	11800	-	3	...	...	...	-	-	-	1	1	-
313	33	-	-	24	18	11	-	10	-	8	-	6.0	11300	-	3	...	...	...	-	-	-	3	1	-
314	35	-	-	49	11	10	-	10	-	6	-	6.0	12100	-	4	...	...	...	-	1	1	1	1	-
315	43	-	-	28	14	18	-	18	-	9	-	5.8	14200	-	8	-	4.5	75	-	1	1	5	3	-
316	33	-	-	15	27	14	-	12	-	5	-	4.8	11300	-	7	-	4.4	85	-	-	-	1	1	-
317	15	-	-	27	-	6	1	6	-	4	...	...	...	-	2	...	...	...	-	-	-	-	1	-
318	-	-	-	-	-	2	...	...	...	...	...	...	...	-	...	...	...	...	-	...	...	...	...	...
401	16	-	-	13	13	6	-	6	-	4	...	...	...	-	2	...	...	...	-	-	-	-	-	-

[Data exclude vacant seasonal and vacant migratory housing units. For minimum base for derived figures (percent, average, etc.) and meaning of symbols, see text]

Blocks Within Census Tracts	Total population	Percent of total population: Negro	In group quarters	Under 18 years	62 years and over	Year-round housing units: Total	Lacking some or all plumbing facilities	Units in—: One-unit structures	Structures of 10 or more units	Occupied housing units: Owner: Total	Lacking some or all plumbing facilities	Average number of rooms	Average value (dollars)	Percent Negro	Renter: Total	Lacking some or all plumbing facilities	Average number of rooms	Average contract rent (dollars)	Percent Negro	1.01 or more persons per room: Total	With all plumbing facilities	One-person households	With female head of family	With roomers, boarders, or lodgers
402	61	–	–	30	25	23	–	19	–	15	–	4.9	16300	–	8	–	4.9	74	–	1	1	4	4	–
404	3	...	...	...	...	1	...	...	...	...	...	...	...	...	...	...	...	...	...	...	...	...	...	...
406	33	–	–	9	33	11	–	11	–	10	–	6.6	13000	–	1	...	...	...	–	1	1	1	2	–
407	28	–	–	18	18	13	–	12	–	4	...	...	...	–	8	–	5.3	90	–	–	–	2	2	–
408	53	–	–	25	8	19	–	19	–	11	–	6.1	10500	–	8	–	4.3	72	–	–	–	4	2	–
409	25	–	–	40	4	10	–	10	–	3	...	...	...	–	5	–	4.8	89	–	1	1	2	–	–
410	30	–	–	23	10	10	–	10	–	8	–	5.5	24100	–	2	...	...	...	–	1	1	–	1	–
411	116	–	–	33	6	37	–	35	–	26	–	5.2	11800	–	11	–	4.7	77	–	1	1	2	2	–
413	56	–	–	34	7	18	–	14	–	13	–	5.8	18400	–	5	–	4.6	...	–	1	1	3	1	–
414	82	–	–	42	13	27	–	24	–	20	–	5.4	12000	–	7	–	4.7	79	–	1	1	6	2	–
416	5	–	–	20	–	2	...	...	...	...	...	...	...	–	...	...	...	...	–	...	...	...	...	...
417	10	–	–	–	30	6	–	6	–	3	...	...	...	–	1	...	...	...	–	...	...	...	...	...
901	320	14	–	38	6	104	3	91	–	69	–	5.5	15700	16	29	3	4.7	122	7	3	3	9	6	2
902	153	25	–	32	11	55	2	49	–	30	1	5.0	9500	33	18	1	4.1	70	6	6	6	7	9	2
903	490	13	–	40	11	202	1	42	2	11	–	5.2	8000	–	156	–	4.2	74	11	14	14	29	30	–
904	25	–	–	44	16	8	–	5	–	3	...	...	...	–	3	...	...	...	–	2	2	–	2	–
905	603	17	–	27	2	244	–	102	2	52	–	6.3	17200	56	177	–	3.7	122	1	5	5	37	17	2
906	74	15	–	26	7	53	–	7	2	6	–	6.7	...	–	18	–	3.0	134	6	7	7	1	1	–
106	2701	1	–	32	14	974	–	736	12	666	–	7.1	33000	–	283	–	4.5	121	1	12	12	180	53	6
101	41	–	–	42	17	14	–	14	–	9	–	5.4	17200	–	5	–	6.4	86	–	–	–	4	–	–
102	21	–	–	33	10	8	–	8	–	7	–	6.3	22100	–	1	...	...	...	–	–	–	2	1	–
103	128	–	–	29	10	48	–	45	–	29	–	5.1	14100	–	18	–	4.6	83	–	3	3	5	5	–
104	79	1	–	24	14	31	–	27	–	24	–	6.2	18500	–	6	–	3.5	...	17	–	–	4	2	–
105	16	–	–	13	25	7	–	7	–	7	–	6.1	20200	–	–	–	–	–	–	–	–	–	1	–
106	29	–	–	35	–	9	–	9	–	9	–	6.6	23300	–	–	–	–	–	–	–	–	–	2	–
107	81	–	–	36	10	24	–	24	–	21	–	6.2	23500	–	2	...	...	...	–	1	1	–	–	–
108	30	–	–	33	7	11	–	11	–	10	–	6.7	26600	–	1	...	...	...	–	–	–	2	1	–
109	25	–	–	20	4	10	–	10	–	10	–	6.3	26400	–	–	–	–	–	–	–	–	–	1	–
110	21	–	–	19	–	7	–	7	–	7	–	6.0	22500	–	–	–	–	–	–	–	–	1	–	–
111	29	–	–	35	14	10	–	10	–	9	–	6.6	23200	–	–	–	–	–	–	–	–	–	4	1
112	37	–	–	32	8	12	–	12	–	12	–	5.9	20100	–	–	–	–	–	–	–	–	–	1	–
113	42	–	–	29	2	14	–	14	–	13	–	6.8	23700	–	–	–	–	–	–	–	–	1	1	–
114	22	–	–	36	–	7	–	7	–	7	–	6.7	22300	–	–	–	–	–	–	–	–	–	–	–
115	78	–	–	41	3	22	–	22	–	22	–	6.3	22900	–	–	–	–	–	–	–	–	1	–	–
116	96	–	–	43	7	26	–	26	–	23	–	6.8	27100	–	3	...	...	...	–	2	2	1	2	–
117	102	–	–	43	2	29	–	29	–	27	–	6.9	28100	–	2	...	...	...	–	–	–	1	–	–
118	61	–	–	36	2	19	–	19	–	18	–	6.7	29000	–	1	...	...	...	–	–	–	1	–	–
119	139	–	–	37	7	43	–	42	–	37	–	6.2	22800	–	4	...	...	...	–	2	2	3	1	–
201	80	–	–	50	4	19	–	19	–	18	–	8.4	49700	–	–	–	–	–	–	–	–	–	–	–
202	54	–	–	50	9	13	–	13	–	12	–	8.8	51700	–	–	–	–	–	–	–	–	–	1	–
203	48	–	–	52	6	11	–	11	–	10	–	8.9	50400	–	–	–	–	–	–	1	1	–	–	–
204	53	–	–	43	4	14	–	14	–	13	–	9.0	51000	–	1	...	...	...	–	–	–	–	–	–
205	9	–	–	44	11	2	...	...	...	...	...	...	...	–	...	...	...	...	–	...	...	...	...	...
206	29	–	–	41	7	8	–	8	–	7	–	8.7	44600	–	1	...	...	...	–	–	–	1	–	–
207	45	–	–	42	–	13	–	13	–	13	–	7.8	39600	–	–	–	–	–	–	–	–	–	–	–
208	222	–	–	34	7	68	–	68	–	65	–	7.8	41800	–	2	...	...	...	–	1	1	2	3	–
209	35	–	–	37	–	12	–	12	–	11	–	7.3	43400	–	–	–	–	–	–	–	–	1	–	–
210	28	–	–	50	–	7	–	7	–	7	–	9.0	55000	–	–	–	–	–	–	–	–	–	–	–
211	65	–	–	51	3	16	–	16	–	16	–	8.2	50500	–	–	–	–	–	–	–	–	–	–	–
212	44	–	–	23	25	16	–	16	–	16	–	7.4	39700	–	–	–	–	–	–	–	–	2	–	–
213	50	–	–	24	4	17	–	17	–	17	–	7.8	40800	–	–	–	–	–	–	–	–	1	–	1
214	114	–	–	42	4	31	–	31	–	29	–	8.4	48100	–	–	–	–	–	–	–	–	3	1	–
215	123	–	–	2	63	93	–	6	9	1	...	...	...	–	89	–	4.0	92	–	1	1	64	3	–
216	61	–	–	25	23	20	–	19	–	18	–	7.3	44000	–	2	...	...	...	–	–	–	2	1	–
217	47	–	–	30	17	15	–	15	–	15	–	7.5	37200	–	–	–	–	–	–	–	–	–	–	–
218	51	–	–	26	18	17	–	17	–	14	–	6.9	25400	–	3	...	...	...	–	–	–	2	1	1
219	149	8	–	21	28	61	–	52	–	49	–	7.1	31300	–	10	–	4.9	94	30	–	–	12	9	–
221	46	–	–	28	17	16	–	14	–	13	–	8.2	41300	–	3	...	...	...	–	–	–	3	–	–
222	63	–	–	6	46	40	–	–	1	–	–	–	–	–	38	–	4.3	137	–	–	–	19	2	1
223	208	–	–	15	28	114	–	23	2	19	–	6.8	29700	–	91	–	4.4	151	–	1	1	42	10	2
107	1419	–	–	31	4	618	1	319	2	257	–	5.7	16200	–	232	–	4.1	139	–	16	16	57	38	20
102	23	–	–	35	13	8	–	8	–	8	–	6.3	22200	–	–	–	–	–	–	–	–	2	1	1
104	21	–	–	19	10	7	–	7	–	7	–	6.0	18400	–	–	–	–	–	–	–	–	–	1	–
105	31	–	–	29	–	10	–	10	–	9	–	5.8	21800	–	1	...	...	...	–	–	–	–	1	–
107	492	–	–	26	4	229	–	36	2	17	–	6.3	19600	–	185	–	4.0	144	–	7	7	40	21	16
109	22	–	–	27	–	8	–	8	–	7	–	5.1	14800	–	–	–	–	–	–	–	–	–	–	–
110	15	–	–	20	13	4	...	...	...	...	...	...	...	–	...	...	...	...	–	...	...	...	...	...
111	21	–	–	33	–	6	–	6	–	6	–	5.7	13300	–	–	–	–	–	–	–	–	–	–	–
112	34	–	–	21	12	13	–	12	–	9	–	6.1	18300	–	3	...	...	...	–	–	–	1	–	–
113	132	–	–	28	7	140	1	35	–	22	–	5.4	13500	–	25	–	4.4	124	–	3	3	7	3	1
114	63	–	–	46	–	18	–	18	–	13	–	4.9	14500	–	4	...	...	...	–	3	3	–	1	1
115	158	–	–	37	5	49	–	49	–	40	–	5.3	12700	–	7	–	5.0	91	–	–	–	2	4	–
116	80	–	–	28	–	27	–	27	–	26	–	5.7	14600	–	–	–	–	–	–	–	–	3	1	–
117	30	–	–	27	–	9	–	9	–	9	–	5.7	15400	–	–	–	–	–	–	–	–	–	–	–
118	43	–	–	37	2	12	–	12	–	11	–	5.5	14400	–	1	...	...	...	–	1	1	–	–	–
119	69	–	–	39	6	21	–	21	–	19	–	5.8	16800	–	2	...	...	...	–	1	1	1	2	1
120	53	–	–	43	–	17	–	17	–	14	–	5.8	17900	–	1	...	...	...	–	–	–	–	1	–
121	86	–	–	41	2	27	–	27	–	25	–	5.7	17800	–	1	...	...	...	–	–	–	1	–	–
122	46	–	–	44	–	13	–	13	–	11	–	6.0	20300	–	2	...	...	...	–	1	1	–	2	–
108	3742	1	–	39	5	1318	7	406	1	398	1	4.9	9900	1	768	6	4.2	67	–	138	137	141	147	14
101#	58	–	–	29	14	16	–	15	–	9	–	5.1	9800	–	6	–	4.7	57	–	1	1	–	2	–
102	698	–	–	38	6	250	1	74	1	88	–	4.6	10800	–	142	1	4.2	72	–	25	25	43	27	1
103	319	–	–	41	4	122	–	8	–	–	–	–	–	–	107	–	4.0	71	–	17	17	19	22	4
104	141	–	–	38	4	53	–	4	–	2	...	...	...	–	45	–	3.9	74	–	5	5	6	12	2
105	3	...	...	...	...	1	...	...	...	...	...	...	...	...	...	...	...	...	...	...	...	...	...	...
109	–	–	–	–	–	1	...	...	...	...	...	...	...	–	...	...	...	...	–	...	...	...	...	...

[Data exclude vacant seasonal and vacant migratory housing units. For minimum base for derived figures (percent, average, etc.) and meaning of symbols, see text]

Blocks Within Census Tracts	Total population	Percent of total population: Negro	In group quarters	Under 18 years	62 years and over	Year-round housing units: Total	Lacking some or all plumbing facilities	Units in—: One-unit structures	Structures of 10 or more units	Occupied housing units: Owner: Total	Lacking some or all plumbing facilities	Average number of rooms	Average value (dollars)	Percent Negro	Renter: Total	Lacking some or all plumbing facilities	Average number of rooms	Average contract rent (dollars)	Percent Negro	1.01 or more persons per room: Total	With all plumbing facilities	One-person households	With female head of family	With roomers, boarders, or lodgers
113	12	–	–	33	–	4	...	...	...	...	...	...	...	–	...	...	...	...	–	...	...	...	...	...
114	70	–	–	33	7	23	–	23	–	18	–	4.7	10300	–	4	...	...	...	–	3	3	1	–	–
115	149	–	–	38	1	62	–	13	–	9	–	4.9	9300	–	40	–	3.9	73	–	5	5	4	11	3
116	243	–	–	44	2	103	–	8	–	1	...	...	...	–	76	–	4.2	73	–	11	11	13	13	2
201	75	–	–	15	8	39	–	18	–	12	–	4.8	10800	–	22	–	3.9	70	–	1	1	6	3	–
202	77	–	–	35	5	21	–	21	–	18	–	4.9	9600	–	3	...	...	...	–	4	4	1	–	–
203	85	–	–	35	5	25	–	24	–	20	–	4.8	9800	–	5	–	4.2	75	–	1	1	1	–	–
204	4	...	...	...	...	2	...	...	...	...	...	...	...	...	...	...	...	...	...	...	...	...	...	...
214#	44	–	–	23	16	18	1	18	–	11	–	5.1	10500	–	7	1	4.9	35	–	1	1	4	2	–
215	47	–	–	47	6	12	–	11	–	9	–	5.0	11300	–	3	...	...	...	–	1	1	1	–	–
304	102	–	–	47	4	33	–	5	–	4	...	...	...	–	22	–	4.6	53	–	6	6	4	3	2
305	129	–	–	36	9	50	–	3	–	11	–	4.5	...	–	29	–	4.2	54	–	3	3	4	4	–
307	22	–	–	36	14	7	–	1	–	3	...	...	...	–	4	...	...	...	–	2	2	1	1	–
308	128	–	–	41	13	46	–	4	–	5	–	4.0	–	–	30	–	4.5	54	–	4	4	2	8	–
309	112	–	–	37	5	37	2	5	–	9	–	4.9	...	–	25	2	3.9	53	–	7	6	3	4	–
310	125	–	–	41	4	38	–	36	–	30	–	4.8	10600	–	6	–	4.7	92	–	3	3	1	2	–
311	102	–	–	41	1	33	–	2	–	10	–	5.2	...	–	20	–	4.4	54	–	5	5	3	7	–
312	26	–	–	35	8	10	–	–	–	4	...	...	...	–	5	–	4.8	67	–	1	1	–	2	–
313#	202	–	–	41	2	65	–	6	–	31	–	4.7	...	–	30	–	4.3	94	–	8	8	7	4	–
314	86	–	–	44	–	26	–	2	–	10	–	5.3	...	–	14	–	3.9	61	–	1	1	1	2	–
315	71	–	–	45	1	26	–	3	–	5	–	5.8	...	–	16	–	4.8	57	–	1	1	1	2	–
316	122	–	–	43	4	41	–	4	–	5	–	4.8	...	–	31	–	4.1	55	–	6	6	2	3	–
317	112	–	–	38	7	41	–	4	–	5	–	4.8	...	–	31	–	4.0	52	–	4	4	4	5	–
318	72	–	–	38	8	24	–	15	–	10	–	5.5	9900	–	11	–	4.2	64	–	2	2	2	–	–
319	47	–	–	45	6	11	–	11	–	10	–	5.1	11600	–	1	...	...	...	–	1	1	–	1	–
901#	250	12	3	39	8	76	3	59	–	44	1	5.1	8700	11	29	2	4.2	48	10	9	9	7	7	–
902	9	–	–	44	–	2	...	...	...	...	...	...	...	–	...	...	...	...	–	...	...	...	...	...
109	2717	–	1	30	11	958	15	884	–	687	6	5.6	10500	–	233	5	4.8	75	–	33	32	130	76	18
101	4	...	...	...	...	5	2	5	–	2	...	...	...	...	1	...	...	...	...	...	...	...	...	...
107	9	–	–	22	22	4	...	...	...	...	...	...	...	–	...	...	...	...	–	...	...	...	...	...
109	12	–	–	–	33	5	–	5	–	4	...	...	...	–	1	...	...	...	–	–	–	–	2	–
110	15	–	–	27	13	6	–	6	–	6	–	6.2	17300	–	–	–	–	–	–	–	–	1	–	–
111	12	–	–	17	25	6	–	4	–	4	...	...	...	–	2	...	...	...	–	–	–	1	1	–
113	21	–	–	19	14	8	–	7	–	7	–	5.6	11600	–	1	...	...	...	–	–	–	1	2	1
114	10	–	–	20	30	5	1	5	–	3	...	...	...	–	2	...	...	...	–	–	–	2	–	–
115	10	–	–	20	–	4	...	...	...	...	...	...	...	–	...	...	...	...	–	...	...	...	...	...
116	21	–	–	29	5	8	–	6	–	6	–	4.7	10200	–	2	...	...	...	–	–	–	1	–	–
117	49	–	–	25	4	22	1	4	–	18	1	4.1	...	–	4	...	...	...	–	–	–	3	3	1
118	13	–	–	54	15	3	...	...	...	...	...	...	...	–	...	...	...	...	–	...	...	...	...	...
120	90	–	–	16	13	32	1	32	–	27	1	5.5	8100	–	4	...	...	...	–	1	1	4	3	–
201	20	–	–	15	30	11	–	9	–	8	–	5.6	13900	–	1	...	...	...	–	–	–	1	1	1
202	9	–	–	44	22	3	...	...	...	...	...	...	...	–	...	...	...	...	–	...	...	...	...	...
203	11	–	–	18	27	4	...	...	...	...	...	...	...	–	...	...	...	...	–	...	...	...	...	...
207	27	–	–	19	33	11	–	9	–	5	–	5.6	13800	–	6	–	4.7	53	–	–	–	3	2	1
212	80	–	–	38	15	25	–	23	–	18	–	5.8	8900	–	7	–	5.6	73	–	–	–	1	2	–
213	11	–	–	73	–	3	...	...	...	...	...	...	...	–	...	...	...	...	–	...	...	...	...	...
214	45	–	–	22	22	16	1	13	–	11	–	6.5	11300	–	4	...	...	...	–	–	–	1	1	1
215	13	–	–	15	23	4	...	...	...	...	...	...	...	–	...	...	...	...	–	...	...	...	...	...
216	45	–	–	44	9	15	1	12	–	9	1	5.3	7600	–	6	–	4.0	68	–	1	1	4	5	1
217	29	–	–	35	17	10	–	10	–	8	–	5.4	9100	–	1	...	...	...	–	2	2	–	1	–
218	38	–	–	37	–	14	–	12	–	8	–	6.1	9400	–	4	...	...	...	–	–	–	2	–	–
219#	74	–	–	27	14	25	–	22	–	15	–	5.7	9500	–	10	–	4.2	78	–	1	1	3	1	–
220	64	–	–	27	14	25	–	25	–	22	–	6.0	11500	–	3	...	...	...	–	–	–	5	1	–
221	31	–	–	29	29	15	–	11	–	9	–	6.1	16200	–	4	...	...	...	–	–	–	2	1	1
222#	60	–	–	38	8	19	–	19	–	13	–	5.5	10700	–	6	–	5.0	88	–	2	2	1	3	–
223	46	–	–	33	7	14	–	14	–	10	–	5.8	14000	–	4	...	...	...	–	1	1	1	–	–
301	55	–	–	24	6	23	–	23	–	16	–	5.6	9500	–	5	–	4.2	71	–	–	–	2	1	–
302#	117	–	–	35	8	40	–	40	–	32	–	5.6	11300	–	8	–	4.9	75	–	1	1	6	5	1
303#	92	–	–	36	11	34	1	34	–	25	–	5.6	11200	–	7	1	5.1	86	–	3	2	6	3	1
304	98	–	–	32	9	33	–	33	–	26	–	5.8	10300	–	7	–	5.6	91	–	–	–	3	1	–
305	75	–	–	29	9	26	1	25	–	18	–	5.2	10000	–	6	–	5.2	77	–	3	3	3	1	–
306	97	–	–	36	10	31	–	29	–	23	–	6.2	11400	–	8	–	4.6	79	–	1	1	5	4	1
307#	74	–	–	37	8	26	1	24	–	17	–	5.4	9800	–	6	–	5.2	79	–	4	4	5	2	1
308	89	–	–	30	14	32	–	32	–	23	–	5.8	10200	–	7	–	5.4	71	–	1	1	9	1	1
309	86	–	–	35	13	28	–	25	–	16	–	5.8	13100	–	10	–	4.1	75	–	3	3	5	1	1
310#	118	–	–	31	9	42	–	42	–	29	–	5.0	9400	–	12	–	4.9	79	–	1	1	4	3	1
311	212	–	–	31	9	75	1	75	–	58	1	5.4	10600	–	15	–	5.5	88	–	2	2	12	6	1
312	69	3	4	22	20	27	2	20	–	12	1	5.8	11500	–	13	1	4.3	70	–	1	1	5	2	1
313	64	–	–	30	16	24	–	22	–	17	–	6.1	10600	–	7	–	5.0	67	–	–	–	3	1	–
314#	87	–	–	24	12	28	–	27	–	23	–	5.6	10100	–	5	–	5.4	103	–	1	1	4	–	–
316	48	–	–	38	8	15	–	15	–	11	–	5.2	9600	–	4	...	...	...	–	–	–	1	1	–
317	85	1	–	35	2	26	1	25	–	21	1	5.7	10500	–	5	–	5.0	76	–	1	1	2	3	–
318	86	–	–	33	9	28	–	26	–	20	–	6.0	11500	–	6	–	5.3	51	–	–	–	3	2	–
319	86	–	–	26	11	30	–	28	–	22	–	5.5	9400	–	7	–	5.4	81	–	1	1	4	–	–
320	109	–	8	33	6	37	1	34	–	26	–	5.8	9400	–	8	1	4.4	72	–	–	–	5	3	–
321	88	–	10	31	9	27	–	27	–	22	–	6.0	10500	–	3	...	...	...	–	–	–	1	3	1
322	13	–	31	8	15	4	...	...	...	...	...	...	...	–	...	...	...	...	–	...	...	...	...	...
110	3327	6	–	36	10	1241	4	242	3	576	2	4.2	8600	–	597	2	4.2	48	7	95	95	247	233	7
106	3	...	...	...	...	1	...	...	...	...	...	...	...	...	...	...	...	...	...	...	...	...	...	...
108	1	...	...	...	...	1	...	...	...	...	...	...	...	...	...	...	...	...	...	...	...	...	...	...
122	599	30	–	61	4	152	1	11	3	–	–	–	–	–	142	1	4.7	48	26	29	29	4	81	–
201	3	...	...	...	...	1	...	...	...	...	...	...	...	...	...	...	...	...	...	...	...	...	...	...
202	285	–	–	26	11	117	–	6	–	115	–	4.1	–	–	–	–	–	–	–	4	4	27	22	1
203	41	–	–	20	7	19	–	1	–	19	–	3.8	–	–	–	–	–	–	–	–	–	5	1	–
204	258	–	–	29	17	106	–	6	–	101	–	4.1	–	–	2	...	...	...	–	4	4	28	16	–
205	485	–	–	43	5	167	–	26	–	–	–	–	–	–	155	–	4.0	48	–	22	22	21	21	1
206	80	–	–	24	6	36	–	4	–	–	–	–	–	–	29	–	4.1	49	–	–	–	6	3	–
207	50	8	–	30	2	19	–	4	–	–	–	–	–	–	17	–	4.2	49	6	–	–	2	3	–

[Data exclude vacant seasonal and vacant migratory housing units. For minimum base for derived figures (percent, average, etc.) and meaning of symbols, see text]

Blocks Within Census Tracts	Total population	Percent of total population: Negro	In group quarters	Under 18 years	62 years and over	Year-round housing units: Total	Lacking some or all plumbing facilities	Units in—: One-unit structures	Structures of 10 or more units	Occupied housing units: Owner: Total	Lacking some or all plumbing facilities	Average number of rooms	Average value (dollars)	Percent Negro	Renter: Total	Lacking some or all plumbing facilities	Average number of rooms	Average contract rent (dollars)	Percent Negro	1.01 or more persons per room: Total	With all plumbing facilities	One-person households	With female head of family	With roomers, boarders, or lodgers
208	114	–	–	33	3	41	–	14	–	–	–	–	–	–	41	–	4.1	49	–	2	2	3	7	–
209	270	2	–	36	10	106	–	36	–	–	–	–	–	–	90	–	4.1	46	2	9	9	17	12	1
211	347	–	–	23	19	157	–	7	–	157	–	4.0	–	–	–	–	–	–	–	2	2	54	24	1
212	372	–	–	27	10	149	1	6	–	144	1	4.3	...	–	1	...	...	...	–	8	8	36	21	–
215	1	...	...	...	...	1	...	...	...	...	...	...	...	...	...	...	...	...	...	...	...	...	...	...
216	4	...	...	...	...	3	...	...	...	...	...	...	...	...	...	...	...	...	...	...	...	...	...	...
217	25	–	32	8	36	8	–	7	–	4	...	...	...	–	3	...	...	...	–	–	–	–	3	–
218	26	–	–	8	39	12	–	10	–	11	–	5.5	8200	–	–	–	–	–	–	–	–	3	3	1
219	13	–	–	–	39	9	–	7	–	6	–	5.8	9200	–	2	...	...	...	–	–	–	3	1	–
301	12	25	–	8	25	8	–	2	–	2	...	...	...	...	4	...	...	...	...	–	–	1	–	–
303	15	–	–	33	40	9	–	9	–	5	–	5.6	...	–	2	...	...	...	–	1	1	4	1	–
304	31	–	–	36	26	10	2	7	–	6	1	5.0	...	–	4	...	...	...	–	2	2	3	1	1
307	14	–	–	21	14	4	...	...	...	...	...	...	...	–	...	...	...	...	–	...	...	...	...	...
312	188	–	–	37	7	71	–	48	–	–	–	–	–	–	67	–	4.0	46	–	9	9	18	8	–
320	61	–	–	43	2	21	–	11	–	–	–	–	–	–	20	–	4.2	47	–	3	3	4	2	–
321	29	–	–	21	7	13	–	10	–	–	–	–	–	–	13	–	4.2	47	–	–	–	4	2	–
111	5201	93	–	44	10	1611	122	1400	–	555	24	5.5	7900	85	960	55	4.6	47	91	246	237	286	468	70
102	35	100	–	20	9	13	–	13	–	8	–	5.1	5500	100	5	–	4.4	51	100	–	–	3	–	–
103	48	100	–	31	6	17	–	17	–	13	–	5.9	14800	100	3	...	...	...	...	1	1	2	–	–
104	48	94	–	35	8	19	–	19	–	13	–	5.5	11200	92	4	...	...	...	...	1	1	4	3	1
105	77	100	–	25	10	23	3	20	–	11	1	5.7	6900	100	12	2	4.3	38	100	3	3	5	2	3
106	51	100	–	33	24	21	–	19	–	12	–	5.5	10500	100	8	–	4.5	43	100	2	2	8	2	2
107	34	100	–	29	18	14	2	13	–	7	–	5.4	7000	100	6	2	4.2	40	100	–	–	3	3	2
108	21	100	–	33	24	7	1	6	–	4	...	...	...	...	3	...	...	...	...	2	2	2	1	–
109	27	100	–	41	4	7	–	7	–	5	–	5.8	11800	100	2	...	...	...	...	2	2	1	1	–
110	51	92	–	45	–	13	–	13	–	9	–	5.8	11300	89	4	...	...	...	...	3	3	2	–	–
111	36	100	–	39	3	11	–	11	–	8	–	6.5	12200	100	2	...	...	...	...	–	–	–	–	–
116	798	100	–	56	6	257	–	250	–	–	–	–	–	–	252	–	4.0	46	99	31	31	41	156	2
117	32	100	–	13	13	17	–	17	–	9	–	5.9	8300	100	6	–	4.8	...	100	–	–	5	1	2
118#	54	100	–	41	17	17	2	17	–	11	1	5.5	5400	100	5	–	5.0	45	100	3	2	5	1	2
119	42	100	–	43	7	16	2	16	–	13	–	5.8	8100	100	1	...	...	...	...	1	1	3	3	1
120	37	100	–	19	24	20	1	20	–	15	1	5.4	7600	100	3	...	...	...	...	–	–	8	3	–
121	25	100	–	36	20	8	3	8	–	6	2	4.7	7800	100	2	...	...	...	...	1	–	1	4	2
202	–	–	–	–	–	1	...	...	...	...	...	...	...	–	...	...	...	...	–	...	...	...	...	...
203	8	100	–	25	–	3	...	...	...	...	...	...	...	...	...	...	...	...	...	...	...	...	...	...
204	55	96	–	40	11	16	–	16	–	11	–	5.7	8000	91	5	–	4.6	45	100	3	3	3	2	–
205	15	100	–	20	53	7	2	7	–	5	1	5.0	7200	100	2	...	...	...	...	–	–	3	–	–
206	2	...	...	...	...	2	...	...	...	...	...	...	...	...	...	...	...	...	...	...	...	...	...	...
209#	57	100	–	32	16	21	3	21	–	14	1	5.0	12900	100	5	1	4.4	41	100	4	4	5	3	1
210	57	100	–	37	18	21	–	17	–	10	–	6.0	7700	100	10	–	4.3	52	100	1	1	7	–	1
211	1260	100	–	65	1	245	–	120	–	–	–	–	–	–	243	–	4.8	50	100	101	101	3	150	–
212#	67	100	–	31	6	21	1	21	–	11	–	5.1	6200	100	7	–	5.6	48	100	2	2	1	5	2
213	49	100	–	29	8	17	1	16	–	9	–	5.7	6800	100	7	1	4.4	42	100	1	1	3	5	2
214	44	100	–	32	11	14	1	14	–	9	–	4.9	8200	100	4	...	...	...	...	1	1	1	5	–
215	47	98	–	49	9	14	2	13	–	7	–	5.6	8800	100	6	1	4.8	40	100	2	2	2	3	–
216	63	100	–	33	16	24	6	24	–	9	–	5.2	5300	100	13	4	4.3	43	100	4	3	10	2	2
217	30	100	–	40	7	9	2	9	–	2	...	...	...	...	6	1	4.3	52	100	2	1	1	5	–
218#	57	100	–	35	11	18	–	16	–	7	–	6.0	6500	100	11	–	5.3	39	100	3	3	3	6	4
219	96	100	–	34	13	34	9	32	–	14	2	4.8	4900	100	19	6	4.3	44	100	5	4	9	10	3
301	104	100	–	37	9	36	4	32	–	19	3	5.1	6400	100	16	–	4.6	45	100	4	4	9	4	1
302	74	100	–	30	16	23	3	21	–	10	–	6.5	7000	100	12	3	4.8	40	100	2	2	4	6	6
303	98	83	–	35	10	28	–	26	–	18	–	6.4	7500	72	9	–	5.4	43	78	1	1	4	5	1
304	102	96	–	53	3	25	2	22	–	9	–	5.6	4500	78	14	1	4.9	46	93	6	5	4	6	–
305	83	100	–	33	25	23	2	23	–	10	–	6.2	7700	100	12	1	5.3	59	100	2	2	5	3	1
306#	84	100	–	24	18	28	3	26	–	15	1	5.7	7900	100	11	–	5.1	63	100	3	3	6	3	1
307	48	100	–	27	10	19	3	19	–	8	1	5.6	7600	100	9	–	5.1	43	100	1	1	4	2	1
308#	57	100	–	39	16	23	5	23	–	10	1	5.2	6200	100	7	–	4.6	47	100	4	4	4	1	3
309	35	74	–	23	37	18	5	18	–	7	–	5.7	7200	43	9	4	5.0	41	78	–	–	6	2	–
310	75	91	–	28	20	23	3	21	–	14	–	5.6	7100	71	9	3	4.9	38	89	4	2	4	5	–
311	61	100	–	25	26	24	–	23	–	21	–	5.7	6800	100	3	...	...	...	...	1	1	8	7	2
312	18	100	–	11	22	8	–	8	–	6	–	6.0	8700	100	2	...	...	...	...	–	–	2	1	–
313	19	100	–	16	26	9	–	9	–	5	–	5.0	8200	100	4	...	...	...	...	–	–	2	1	–
314	32	100	–	31	31	9	–	9	–	5	–	4.4	...	100	4	...	...	...	...	2	2	1	1	2
315	42	100	–	41	2	9	–	9	–	6	–	6.2	7000	100	3	...	...	...	...	2	2	–	1	–
316	71	100	–	34	7	21	–	21	–	15	–	5.7	10100	100	3	...	...	...	...	4	4	–	2	–
317	33	94	–	27	9	9	–	9	–	4	...	...	...	...	4	...	...	...	...	–	–	–	–	–
318	31	100	–	36	7	13	3	13	–	5	–	5.0	6800	100	5	–	4.8	43	100	1	1	2	–	2
319	55	100	–	35	15	16	–	16	–	8	–	5.9	13500	100	8	–	4.5	45	100	3	3	3	3	–
320	29	100	–	35	17	11	1	11	–	6	1	5.2	4900	100	4	...	...	...	...	1	1	3	2	–
321	36	100	–	39	8	14	1	14	–	9	–	4.6	6200	100	3	...	...	...	...	3	3	4	1	1
322	35	100	–	31	9	12	–	12	–	4	...	...	...	...	7	–	4.1	45	100	5	5	3	2	2
323	16	100	–	25	19	6	–	5	–	6	–	5.8	10400	100	–	–	–	–	–	–	–	–	1	–
402	23	–	–	30	9	10	–	4	–	1	...	...	...	–	8	–	3.5	48	–	1	1	2	–	–
403	9	–	–	–	11	7	–	3	–	2	...	...	...	–	4	...	...	...	–	–	–	4	–	–
405	9	–	–	–	22	7	–	5	–	3	...	...	...	–	3	...	...	...	–	–	–	3	1	–
406	11	–	–	18	9	5	1	4	–	1	...	...	...	–	3	...	...	...	–	...	...	...	...	...
407#	31	–	–	36	–	12	2	5	–	3	...	...	...	–	8	1	3.9	54	–	1	1	3	1	1
408	19	–	–	16	32	10	1	8	–	6	–	5.3	5700	–	3	...	...	...	–	–	–	2	–	–
409	42	–	–	41	12	13	2	11	–	6	–	5.2	7500	–	7	2	4.6	57	–	2	2	4	1	–
410	6	17	–	33	–	3	...	...	...	...	...	...	...	...	...	...	...	...	...	...	...	...	...	...
411	3	...	...	...	...	1	...	...	...	...	...	...	...	...	...	...	...	...	...	...	...	...	...	...
412#	27	7	–	7	30	19	1	16	–	5	–	5.8	...	–	12	–	4.1	48	17	–	–	9	3	–
413	51	39	–	31	31	27	8	24	–	7	–	5.4	6200	–	14	5	4.6	45	29	1	–	7	2	–
414	33	6	–	12	21	17	–	16	–	11	–	5.1	7000	9	5	–	4.8	47	–	–	–	5	3	1
415	63	73	–	41	6	22	5	18	–	5	1	5.4	5100	60	14	2	4.9	41	93	3	3	5	3	3
416	59	76	–	44	12	19	3	19	–	9	–	5.7	6500	56	9	3	5.1	46	56	2	2	5	3	1
417#	43	65	–	30	19	18	5	16	–	5	–	4.6	...	20	11	4	4.6	43	73	2	2	3	4	1
418	40	80	–	25	20	18	7	18	–	6	1	4.8	7500	33	9	3	5.9	44	89	1	1	5	1	2
419	105	96	–	51	10	26	7	21	–	7	6	6.1	5000	57	16	1	6.4	54	100	3	3	2	2	5

[Data exclude vacant seasonal and vacant migratory housing units. For minimum base for derived figures (percent, average, etc.) and meaning of symbols, see text]

Blocks Within Census Tracts	Total population	Percent of total population: Negro	In group quarters	Under 18 years	62 years and over	Year-round housing units: Total	Lacking some or all plumbing facilities	Units in—: One-unit structures	Structures of 10 or more units	Occupied housing units: Owner: Total	Lacking some or all plumbing facilities	Average number of rooms	Average value (dollars)	Percent Negro	Renter: Total	Lacking some or all plumbing facilities	Average number of rooms	Average contract rent (dollars)	Percent Negro	1.01 or more persons per room: Total	With all plumbing facilities	One-person households	With female head of family	With roomers, boarders, or lodgers
420	66	41	–	29	17	23	4	20	–	3	...	...	...	...	15	1	5.1	47	33	2	2	1	7	1
112	3581	76	2	34	18	1386	186	889	49	514	31	5.9	7800	75	686	95	4.7	53	62	135	117	360	229	90
101	13	100	–	46	8	6	–	5	–	3	...	...	...	...	2	...	...	...	...	1	1	3	–	–
102	5	100	–	–	40	3	...	...	...	...	...	...	...	...	...	...	...	...	...	...	...	...	...	...
103	3	...	...	...	...	2	...	...	...	...	...	...	...	...	...	...	...	...	...	...	...	...	...	...
104	25	84	–	64	12	14	7	2	–	3	...	...	...	...	3	...	...	...	...	2	2	–	1	–
105	3	...	...	...	...	2	...	...	...	...	...	...	...	...	...	...	...	...	...	...	...	...	...	...
106	71	99	–	51	7	15	–	13	–	7	–	6.1	7300	100	6	–	5.8	52	83	5	5	2	1	1
107	43	98	–	58	5	12	6	10	–	3	...	...	...	...	6	3	3.3	38	83	4	2	2	4	–
108	9	100	–	22	22	4	...	...	...	...	...	...	...	...	...	...	...	...	...	...	...	...	...	...
109	24	100	–	29	29	9	–	8	–	5	–	6.8	9800	100	3	...	...	...	...	–	–	2	1	2
110	71	99	–	30	23	31	2	29	–	25	–	5.3	9300	96	3	...	...	...	...	2	1	6	8	1
111	44	100	–	48	7	10	2	10	–	6	1	5.2	8800	100	4	...	...	...	...	4	3	2	4	–
112	51	100	–	14	24	20	5	20	–	10	1	4.7	6400	100	10	4	4.4	37	100	–	–	4	2	5
113	40	100	–	43	15	11	2	11	–	6	1	5.5	12200	100	5	1	5.2	41	100	3	1	3	2	–
114	42	100	–	29	10	15	1	15	–	8	–	5.9	8700	100	6	–	4.5	47	100	–	–	3	3	–
115	93	100	–	29	19	36	9	35	–	13	2	5.2	7400	100	20	5	4.3	40	100	4	3	9	4	2
116	169	100	4	43	8	44	12	35	–	15	4	5.7	6700	100	24	4	5.5	47	100	9	7	7	9	5
117	127	100	–	49	7	37	9	15	–	9	–	6.4	6800	100	20	7	4.3	44	100	8	7	6	7	3
119	25	100	–	48	8	6	1	6	–	2	...	...	...	...	4	...	...	...	...	1	1	1	2	1
120	29	100	–	35	14	12	2	11	–	8	–	5.1	5800	100	3	...	...	...	...	–	–	3	4	1
121	44	100	–	36	7	16	8	10	–	5	–	5.0	6200	100	11	8	5.3	34	100	1	–	7	2	1
122	38	100	–	37	13	13	1	12	–	8	–	5.5	6500	100	4	...	...	...	...	–	–	1	3	–
123	23	100	–	35	30	10	2	10	–	8	1	5.6	8400	100	2	...	...	...	...	–	–	3	1	–
124	59	100	–	34	12	24	4	23	–	15	1	5.4	7900	100	6	1	4.3	55	100	3	3	9	2	1
217	20	100	–	25	30	7	1	7	–	5	–	6.0	8200	100	1	...	...	...	...	1	1	1	3	1
218	80	100	–	31	10	27	1	27	–	16	–	5.4	6500	100	11	1	4.8	42	100	2	2	4	5	–
219	16	100	–	38	6	6	1	6	–	3	...	...	...	...	2	...	...	...	...	2	2	2	–	–
220	5	100	–	–	60	3	...	...	...	...	...	...	...	...	...	...	...	...	...	...	...	...	...	...
221	38	100	–	34	16	14	5	11	–	5	1	4.8	6600	100	8	3	4.8	51	100	1	1	4	4	3
223	34	100	–	41	15	15	2	13	–	7	2	4.3	6100	100	6	–	4.0	42	100	2	2	4	1	–
224	48	100	–	40	13	19	4	18	–	8	–	5.3	6500	100	11	4	4.3	33	100	1	1	6	4	3
225	24	100	–	42	17	8	4	7	–	4	...	...	...	...	4	...	...	...	...	1	1	3	2	–
226	34	100	–	32	18	12	1	11	–	6	–	5.7	6800	100	5	1	4.6	43	100	1	1	2	2	2
227	44	100	–	27	11	20	13	18	–	6	2	4.8	5300	100	9	6	4.2	33	100	–	–	2	2	4
301	84	98	–	30	21	31	6	23	–	14	2	5.7	7200	100	16	3	4.4	37	94	4	4	11	6	2
302	91	85	–	37	15	36	2	29	–	18	1	6.5	7900	72	13	1	5.1	42	92	2	2	4	12	4
303	27	100	–	41	4	5	–	5	–	3	...	...	...	...	2	...	...	...	...	1	1	–	1	1
304	50	50	–	44	8	19	2	15	–	7	1	5.7	5400	43	6	1	6.5	52	50	2	2	2	3	–
305	41	20	–	17	37	20	–	20	–	8	–	6.5	4800	25	7	–	5.7	52	–	–	–	4	2	–
306#	69	30	–	16	28	39	1	21	8	14	–	6.7	6200	21	22	1	7.0	64	27	2	2	18	3	1
307#	55	38	–	22	27	27	1	18	–	11	–	5.9	6400	–	12	1	6.6	43	42	2	1	10	–	–
308	57	60	–	33	16	26	5	14	–	8	1	5.6	7100	63	13	4	5.2	43	54	1	1	7	4	–
309	93	98	–	47	5	24	–	20	–	5	–	4.8	...	80	16	–	5.4	44	100	8	8	4	3	1
310	77	99	–	33	17	28	1	24	–	16	–	6.8	8900	94	11	1	4.8	42	100	1	1	9	10	–
311	55	100	–	40	13	17	2	17	–	11	1	6.5	5700	100	5	–	4.8	...	100	1	1	5	3	1
312	19	100	–	42	26	8	1	8	–	3	...	...	...	...	3	...	...	...	...	1	1	2	–	1
313	116	100	–	51	6	34	2	28	–	12	–	6.3	6100	100	20	1	5.0	39	100	6	6	9	8	2
314	71	73	–	42	7	28	8	9	–	5	–	6.2	...	80	16	5	4.4	46	50	3	2	6	6	3
315#	157	19	42	19	48	36	–	11	–	7	–	6.6	5100	–	22	–	5.1	59	27	4	4	5	3	2
316#	63	6	–	21	33	25	1	12	–	11	–	5.7	10100	9	13	1	4.5	73	–	1	1	7	3	4
317#	40	8	–	15	28	20	1	9	–	9	–	6.7	6500	–	10	1	3.5	58	10	1	1	6	3	1
318	27	30	–	33	11	7	–	4	–	2	...	...	...	...	5	–	4.4	...	20	1	1	–	2	–
319	72	68	–	32	15	39	2	14	–	9	–	6.0	5200	56	19	1	4.4	51	63	2	2	6	11	3
320	81	100	–	43	6	25	3	16	–	5	–	6.4	12500	100	16	3	5.3	40	100	4	4	2	12	4
321	21	100	–	19	24	12	2	11	–	6	1	5.5	...	100	6	1	3.8	42	100	–	–	6	1	2
322	19	100	–	11	21	9	1	9	–	6	1	6.5	10200	100	3	...	...	...	...	–	–	2	–	–
401	79	100	–	28	14	28	2	18	–	11	–	5.9	7300	100	14	–	4.5	51	100	5	5	2	5	5
402	50	96	–	30	18	23	2	18	–	9	–	5.8	8500	100	8	–	5.1	51	88	2	2	4	3	–
403	52	50	–	40	8	19	–	10	–	6	–	6.0	7900	50	12	–	4.5	93	25	2	2	5	3	2
404	47	19	–	30	11	22	–	3	–	–	–	–	–	–	20	–	3.9	76	10	2	2	7	3	–
405	24	29	–	25	25	11	–	4	–	5	–	7.8	...	–	6	–	3.2	84	17	2	2	4	2	1
406	40	–	30	13	23	15	–	5	–	9	–	7.1	...	–	6	–	3.7	81	–	–	–	7	1	4
407	39	–	–	5	46	31	3	9	–	4	...	...	...	–	23	2	3.7	74	–	–	–	20	4	3
408	100	31	–	34	24	38	4	11	–	11	2	6.5	11300	27	23	2	4.3	66	17	8	5	12	3	1
409	79	86	–	54	9	20	–	14	–	10	–	7.0	6500	80	10	–	5.6	46	70	3	3	5	7	2
410	98	95	–	37	11	34	4	25	–	14	2	6.3	7400	93	16	1	4.9	47	94	3	2	4	8	1
411	43	72	–	19	35	41	21	7	–	6	–	6.2	...	50	12	4	2.6	49	58	2	1	8	3	1
412	27	48	–	30	26	21	–	8	–	3	...	...	...	...	8	–	5.0	73	38	–	–	4	2	–
413#	30	–	–	27	7	13	–	3	1	3	...	...	...	–	8	–	4.1	66	–	1	1	2	1	1
415	94	3	–	4	46	72	3	7	40	5	1	7.2	...	–	61	2	3.8	66	2	–	–	44	4	1
113	1605	13	2	27	24	803	69	300	26	169	8	6.1	8100	8	502	28	3.9	45	8	49	37	245	125	37
113	15	–	–	7	47	11	1	4	1	3	...	...	...	–	4	...	...	...	–	–	–	3	2	–
114	8	–	–	13	50	4	...	...	...	...	...	...	...	–	...	...	...	...	–	...	...	...	...	...
116	23	–	–	13	30	12	–	4	–	3	...	...	...	–	7	–	4.0	58	–	–	–	4	1	2
117	2	...	...	...	...	2	...	...	...	...	...	...	...	...	...	...	...	...	...	...	...	...	...	...
118	7	–	–	–	71	3	...	...	...	...	...	...	...	–	...	...	...	...	–	...	...	...	...	...
121	4	...	...	...	...	2	...	...	...	...	...	...	...	...	...	...	...	...	...	...	...	...	...	...
208	14	–	–	14	7	14	1	1	–	1	...	...	...	–	7	1	3.6	59	–	1	1	4	–	–
209	23	13	–	13	22	10	2	10	–	3	...	...	...	...	7	2	3.6	47	14	2	–	2	1	3
210	4	...	...	...	...	2	...	...	...	...	...	...	...	...	...	...	...	...	...	...	...	...	...	...
211	6	–	–	–	50	3	...	...	...	...	...	...	...	–	...	...	...	...	–	...	...	...	...	...
212	5	–	–	–	–	3	...	...	...	...	...	...	...	–	...	...	...	...	–	...	...	...	...	...
213	9	–	–	–	33	12	2	5	–	4	...	...	...	–	1	...	...	...	–	–	–	1	–	2
214	91	1	40	9	9	27	3	8	5	6	–	5.3	...	–	17	1	4.9	51	6	2	1	7	4	4
215	48	–	–	8	25	41	4	9	–	9	1	6.8	10100	–	16	–	3.9	73	–	1	1	10	1	1
216	55	–	–	9	38	40	7	6	–	8	–	5.9	...	–	23	6	3.0	74	–	1	–	16	4	1

[Data exclude vacant seasonal and vacant migratory housing units. For minimum base for derived figures (percent, average, etc.) and meaning of symbols, see text]

Blocks Within Census Tracts	Total population	Percent of total population: Negro	In group quarters	Under 18 years	62 years and over	Year-round housing units: Total	Lacking some or all plumbing facilities	Units in—: One-unit structures	Structures of 10 or more units	Occupied housing units: Owner: Total	Lacking some or all plumbing facilities	Average number of rooms	Average value (dollars)	Percent Negro	Renter: Total	Lacking some or all plumbing facilities	Average number of rooms	Average contract rent (dollars)	Percent Negro	1.01 or more persons per room: Total	With all plumbing facilities	One-person households	With female head of family	With roomers, boarders, or lodgers
217	11	–	–	–	36	6	–	6	–	5	–	8.6	...	–	–	–	–	–	–	–	–	–	2	–
219	8	–	–	–	25	7	–	1	–	2	...	...	...	–	4	...	...	...	–	–	–	4	–	–
220	92	–	–	15	27	43	–	16	1	18	–	7.2	11500	–	18	–	4.1	53	–	2	2	12	6	4
221	58	2	–	14	36	40	1	7	17	11	–	4.5	...	9	22	–	4.2	61	–	2	2	20	4	2
301	54	7	–	24	17	27	2	22	–	11	1	5.4	5800	9	11	1	5.1	46	–	1	1	7	5	2
302	74	30	–	34	20	41	1	20	–	13	1	6.5	4700	8	17	–	3.8	53	18	2	2	12	6	2
303	4	...	...	...	...	4	...	...	...	...	...	...	...	...	...	...	...	...	...	...	...	...	...	...
305	4	...	...	...	...	2	...	...	...	...	...	...	...	...	...	...	...	...	...	...	...	...	...	...
306	26	–	–	31	15	12	2	12	–	3	...	...	...	–	5	–	6.2	43	–	1	1	1	1	1
307	52	54	–	33	17	20	1	16	–	9	1	5.6	10500	22	10	–	4.6	46	40	3	2	7	2	2
308	57	44	–	26	18	27	9	16	–	6	–	6.2	4100	33	14	4	4.1	43	36	3	3	6	3	–
309#	40	88	–	50	10	13	7	10	–	7	2	5.3	5000	57	5	4	5.0	37	100	2	–	2	4	1
317	2	...	...	...	...	5	3	4	–	–	–	–	–	–	2	...	...	...	...	...	...	...	...	...
318	15	20	–	7	60	14	10	12	–	–	–	–	–	–	7	3	4.3	30	14	–	–	1	1	–
403	25	28	–	48	24	14	6	12	–	6	1	5.7	3500	–	2	...	...	...	...	2	1	2	2	–
404#	52	–	–	31	17	18	1	15	–	7	–	5.1	3500	–	10	–	4.3	49	–	3	3	2	1	1
405	55	7	–	29	15	22	–	20	–	9	–	4.9	7300	–	11	–	4.1	38	9	1	1	5	–	2
406	28	7	–	29	11	14	–	12	–	4	...	...	...	...	6	–	5.3	35	17	1	1	1	1	–
407	5	–	–	–	60	2	...	...	...	...	...	...	...	–	...	...	...	...	–	...	...	...	...	...
408	13	62	–	31	15	4	...	...	...	...	...	...	...	...	...	...	...	...	...	...	...	...	...	...
409#	49	18	–	39	10	17	1	16	–	4	...	...	...	...	11	1	4.7	41	18	3	2	5	2	1
410	558	10	–	36	28	261	–	5	2	–	–	–	–	–	253	–	3.5	38	5	13	13	104	68	2
415	6	–	–	–	33	3	...	...	...	...	...	...	...	–	...	...	...	...	–	...	...	...	...	...
416	3	...	...	...	...	1	...	...	...	...	...	...	...	...	...	...	...	...	...	...	...	...	...	...
114	3027	100	–	38	13	1096	253	655	1	282	24	5.5	7400	99	743	198	3.8	41	100	153	115	301	291	63
110	8	100	–	25	25	3	...	...	...	...	...	...	...	...	...	...	...	...	...	...	...	...	...	...	...
116	4	...	...	...	...	2	...	...	...	...	...	...	...	...	...	...	...	...	...	...	...	...	...	...
117	21	100	–	24	10	8	–	8	–	4	...	...	...	...	3	...	...	...	...	1	1	1	1	1
118	23	78	–	52	9	5	–	5	–	4	...	...	...	...	–	–	–	–	–	...	...	...	...	...
120	24	100	–	42	8	9	4	8	–	3	...	...	...	...	4	...	...	...	...	–	–	2	1	1
121	3	...	...	...	...	2	...	...	...	...	...	...	...	...	...	...	...	...	...	...	...	...	...	...
122	11	100	–	18	27	4	...	...	...	...	...	...	...	...	...	...	...	...	...	...	...	...	...	...
204	12	100	–	42	8	3	...	...	...	...	...	...	...	...	...	...	...	...	...	...	...	...	...	...
206	54	100	–	32	13	20	3	20	–	14	1	5.0	7800	100	4	...	...	...	...	2	1	3	5	–
225	54	100	–	26	9	15	1	14	–	7	–	6.4	5800	100	6	1	4.3	42	100	1	1	1	6	1
301	14	100	–	14	29	8	1	8	–	6	–	4.7	4900	100	1	...	...	...	...	–	–	5	–	–
302	15	100	–	20	13	7	1	7	–	5	1	5.6	7800	100	2	...	...	...	...	–	–	1	1	–
303	51	92	–	43	8	16	2	16	–	9	1	4.6	5000	100	5	1	5.2	...	100	3	2	3	3	1
304	11	100	–	9	46	4	...	...	...	...	...	...	...	...	...	...	...	...	...	...	...	...	...	...
305	9	100	–	44	11	2	...	...	...	...	...	...	...	...	...	...	...	...	...	...	...	...	...	...
306	46	100	–	15	15	22	6	18	–	9	1	6.2	8100	100	11	3	3.9	39	100	1	1	8	4	–
307#	64	97	–	27	13	32	23	14	–	5	3	4.6	...	80	22	16	2.6	37	100	6	4	12	2	2
308	5	100	–	20	20	2	...	...	...	...	...	...	...	...	...	...	...	...	...	...	...	...	...	...
309	56	100	–	39	14	18	16	12	–	2	...	...	...	...	16	15	4.7	38	100	2	–	3	5	1
310	24	100	–	38	17	7	4	2	–	1	...	...	...	...	6	4	4.0	...	100	2	1	2	2	–
311#	94	100	–	29	7	47	35	15	–	12	5	4.3	5700	100	31	26	2.5	32	100	3	1	25	6	4
312	65	100	–	32	12	21	6	18	–	12	1	6.0	8500	100	8	4	3.9	40	100	3	1	4	5	–
313	63	100	–	32	19	25	3	25	–	11	–	5.7	10000	100	10	1	3.5	40	100	3	3	8	4	–
314	64	100	–	31	19	24	4	22	–	7	–	5.0	7300	100	14	4	3.9	41	100	4	4	5	4	4
315	18	100	–	22	28	9	1	9	–	3	...	...	...	...	6	1	4.5	48	100	–	–	4	3	–
316	35	100	–	31	9	13	1	13	–	10	–	5.5	6900	100	2	...	...	...	...	1	1	3	6	1
317	45	100	–	27	9	13	1	12	–	5	–	6.2	...	100	8	1	4.3	41	100	2	2	2	3	4
319	93	99	–	40	10	36	9	29	–	12	–	6.2	10300	100	22	8	3.9	40	100	4	3	13	5	2
320	40	95	–	53	10	11	1	9	–	4	...	...	...	...	7	1	4.6	38	100	3	3	3	5	–
321	8	100	–	–	38	5	2	5	–	2	...	...	...	...	2	...	...	...	...	...	...	...	...	...
322	60	100	–	45	2	16	9	16	–	2	...	...	...	...	13	8	4.1	39	100	5	1	2	6	3
323	83	100	–	48	6	19	15	12	–	–	–	–	–	–	17	14	4.4	48	100	7	1	3	3	2
401	24	100	–	25	8	12	6	5	–	3	...	...	...	...	6	4	3.2	37	100	2	2	2	–	–
402	56	100	–	36	23	20	6	19	–	8	–	5.6	7800	100	10	5	4.6	45	100	2	1	3	3	2
403	74	100	–	31	16	36	16	32	–	11	3	5.7	12400	100	20	11	3.7	33	100	2	1	15	7	1
404	30	100	–	23	30	12	1	9	–	4	...	...	...	...	8	1	4.6	38	100	1	1	4	2	1
405	56	100	–	32	16	18	2	17	–	2	...	...	...	...	16	2	4.2	39	100	4	3	3	1	2
406	48	100	–	35	10	14	1	14	–	9	–	5.8	8700	100	4	...	...	...	...	3	3	2	4	1
407	77	100	–	46	12	23	4	23	–	13	–	5.8	6800	100	8	4	4.4	41	100	4	2	4	7	1
408	17	100	–	24	12	7	–	7	–	5	–	5.4	5700	100	2	...	...	...	...	–	–	1	2	–
409	28	100	–	29	11	10	4	8	–	3	...	...	...	...	7	4	5.1	39	100	1	–	3	1	2
410	30	100	–	37	13	12	2	12	–	2	...	...	...	...	8	2	3.9	40	100	2	2	3	1	1
411	28	100	–	50	11	11	7	5	–	3	...	...	...	...	7	6	2.4	35	100	2	2	7	1	–
412	34	100	–	53	6	9	–	9	–	2	...	...	...	...	7	–	4.9	41	100	3	3	2	2	1
413	36	100	–	39	11	12	3	10	–	5	–	5.4	...	100	7	3	4.1	35	100	1	1	4	4	2
414	40	100	–	38	18	14	4	14	–	4	...	...	...	...	9	4	3.6	38	100	1	–	2	2	–
415	41	100	–	44	10	10	1	10	–	6	–	6.3	8800	100	4	...	...	...	...	2	2	–	3	2
416	29	100	–	24	3	15	8	9	–	2	...	...	...	...	11	7	3.0	38	100	1	–	7	2	1
417	43	100	–	37	7	14	5	5	–	1	...	...	...	...	12	5	4.3	44	100	3	2	3	2	3
418	8	100	–	50	–	1	...	...	...	...	...	...	...	...	...	...	...	...	...	...	...	...	...	...
419	33	100	–	46	18	9	5	8	–	1	...	...	...	...	8	5	4.6	36	100	2	–	2	2	–
421	5	100	–	–	20	2	...	...	...	...	...	...	...	...	...	...	...	...	...	...	...	...	...	...
501	38	100	–	47	11	11	5	6	–	1	...	...	...	...	10	5	3.7	40	100	3	2	2	6	1
502	457	100	–	48	11	160	–	–	1	–	–	–	–	–	159	–	3.7	47	99	26	26	45	68	–
503	17	100	–	35	6	7	2	7	–	5	1	4.4	5600	100	1	...	...	...	...	1	1	3	1	2
504	28	100	–	29	7	9	2	9	–	3	...	...	...	...	6	1	5.0	35	100	1	–	2	2	1
505	32	100	–	25	28	14	1	14	–	3	...	...	...	...	9	–	4.0	48	100	–	–	–	4	1
506	33	100	–	39	12	15	2	12	–	4	...	...	...	...	7	2	3.7	41	100	1	–	2	2	1
508	36	100	–	31	8	14	–	11	–	7	–	4.9	6600	100	7	–	3.6	44	100	2	2	6	2	–
509	15	100	–	27	20	6	–	3	–	2	...	...	...	...	4	...	...	...	...	1	1	2	1	–
510	37	100	–	41	14	12	2	9	–	2	...	...	...	...	9	1	4.3	42	100	2	1	2	7	1
511	43	100	–	44	9	15	6	10	–	3	...	...	...	...	10	4	4.3	43	100	4	3	1	5	1
512	311	100	–	46	15	122	–	–	–	–	–	–	–	–	122	–	3.5	42	100	16	16	47	53	1

[Data exclude vacant seasonal and vacant migratory housing units. For minimum base for derived figures (percent, average, etc.) and meaning of symbols, see text]

Blocks Within Census Tracts	Total population	Percent of total population: Negro	In group quarters	Under 18 years	62 years and over	Year-round housing units: Total	Lacking some or all plumbing facilities	Units in—: One-unit structures	Structures of 10 or more units	Occupied housing units: Owner: Total	Lacking some or all plumbing facilities	Average number of rooms	Average value (dollars)	Percent Negro	Renter: Total	Lacking some or all plumbing facilities	Average number of rooms	Average contract rent (dollars)	Percent Negro	1.01 or more persons per room: Total	With all plumbing facilities	One-person households	With female head of family	With roomers, boarders, or lodgers
515	16	100	–	25	38	8	3	6	–	–	–	–	–	–	8	3	4.0	35	100	–	–	4	2	–
516	50	100	–	48	18	14	2	12	–	3	...	...	...	...	10	1	4.3	39	100	4	4	2	3	3
115	1431	5	8	31	7	426	6	363	–	331	3	5.4	14900	–	87	3	5.0	61	1	34	33	46	28	6
101	86	–	–	41	4	24	–	24	–	23	–	5.5	18500	–	1	...	...	...	–	–	–	1	1	–
102	110	–	–	37	3	30	–	30	–	29	–	5.4	17100	–	1	...	...	...	–	–	–	1	1	1
103	57	–	–	35	2	16	–	15	–	15	–	5.3	17800	–	1	...	...	...	–	2	2	1	–	–
104	34	–	–	35	6	13	–	13	–	11	–	5.3	16700	–	–	–	–	–	–	1	1	2	1	–
105	45	2	–	38	4	14	–	13	–	13	–	5.8	19400	–	1	...	...	...	...	1	1	2	–	–
106	20	–	–	40	–	6	–	6	–	6	–	5.2	18800	–	–	–	–	–	–	–	–	–	–	–
107	10	–	–	30	–	3	...	...	...	...	...	...	...	–	...	...	...	...	–	...	...	...	...	...
108	85	–	–	29	2	36	–	3	–	26	–	4.0	...	–	9	–	3.9	81	–	4	4	8	4	2
109#	63	–	–	24	19	22	1	22	–	17	1	5.5	11800	–	5	–	3.8	62	–	2	2	3	1	–
110	164	44	73	9	5	15	1	15	–	12	1	5.4	9800	–	3	...	...	...	...	–	–	3	3	–
111	41	–	–	42	7	14	–	13	–	9	–	5.4	11400	–	4	...	...	...	–	1	1	3	–	–
112	133	–	–	35	6	44	–	35	–	19	–	5.6	11100	–	23	–	5.3	43	–	4	4	4	3	–
113	101	3	–	39	4	31	1	29	–	20	–	5.0	9400	–	10	1	5.8	66	10	6	5	3	3	–
114	78	–	–	19	15	33	1	31	–	27	–	5.7	9900	–	6	1	4.5	55	–	1	1	6	2	–
115	79	–	–	29	14	25	1	22	–	19	1	6.2	17700	–	6	–	6.0	57	–	2	2	1	2	–
116	91	–	–	32	6	29	–	28	–	24	–	5.4	13100	–	4	...	...	...	–	1	1	1	2	1
117	129	–	–	36	7	40	1	31	–	33	–	5.6	19100	–	7	1	4.4	67	–	4	4	5	2	1
902	105	–	–	36	11	31	–	30	–	25	–	5.5	15700	–	6	–	4.8	81	–	5	5	2	3	1
115.99	339	9	100	2	–	–	–	–	–	–	–	–	–	–	–	–	–	–	–	–	–	–	–	–
100	339	9	100	2	–	–	–	–	–	–	–	–	–	–	–	–	–	–	–	–	–	–	–	–
116	1678	19	5	36	5	516	58	399	1	398	29	5.5	18000	14	85	24	4.5	76	31	31	17	50	41	7
901	100	9	–	29	7	37	–	18	–	27	–	5.2	12900	11	9	–	4.3	53	–	–	–	3	2	–
902	34	–	–	41	–	12	–	3	–	7	–	5.3	–	–	4	...	...	...	–	–	–	1	–	–
903	47	–	–	40	2	24	–	23	–	14	–	5.4	16300	–	1	...	...	...	–	1	1	2	–	–
904	82	27	–	50	6	21	4	21	–	20	3	5.6	16700	30	1	...	...	...	...	3	3	2	2	–
905	152	100	–	49	6	39	23	38	–	27	12	5.0	9700	100	10	9	4.4	...	100	12	2	3	8	1
907	19	100	–	11	26	7	5	6	–	2	...	...	...	...	5	3	4.8	...	100	–	–	–	1	–
908	66	26	88	2	6	5	5	5	–	3	...	...	...	...	1	...	...	...	...	...	...	...	...	...
911	4	...	...	...	...	1	...	...	...	...	...	...	...	...	...	...	...	...	...	...	...	...	...	...
912	21	38	100	–	5	–	–	–	–	–	–	–	–	–	–	–	–	–	–	–	–	–	–	–
913	33	9	–	27	24	16	2	15	–	10	–	5.7	10800	10	3	...	...	...	...	–	–	2	1	–
914#	83	69	–	45	6	22	11	21	–	12	4	5.0	9700	58	9	6	5.0	28	89	5	1	4	3	–
916	26	–	–	31	–	8	–	8	–	4	...	...	...	–	4	...	...	...	–	–	–	–	–	–
917	18	–	–	50	–	5	–	5	–	3	...	...	...	–	2	...	...	...	–	–	–	–	2	–
918	60	–	–	57	2	13	–	13	–	11	–	5.5	18500	–	2	...	...	...	–	3	3	1	1	–
919	26	–	–	42	–	7	–	7	–	7	–	5.9	21900	–	–	–	–	–	–	–	–	–	–	–
920	139	4	–	42	1	40	–	36	–	34	–	5.9	18100	3	3	...	...	...	...	1	1	1	–	–
921	9	56	–	33	11	3	...	...	...	...	...	...	...	...	...	...	...	...	...	...	...	...	...	...
922	77	1	–	42	3	21	1	21	–	20	1	6.3	21900	5	–	–	–	–	–	1	1	1	–	1
923	21	–	–	52	–	6	–	5	–	5	–	5.2	...	–	–	–	–	–	–	1	1	–	–	–
924	52	–	–	35	8	14	–	12	1	13	–	6.2	22100	–	1	...	...	...	–	–	–	2	2	–
925	609	2	1	31	5	215	7	139	–	177	4	5.4	21400	2	28	3	4.1	94	–	4	4	28	17	4
117	2130	3	–	41	3	617	12	534	–	536	5	5.7	19700	3	55	5	5.1	87	9	36	34	27	19	2
101	8	–	–	25	–	3	...	...	...	...	...	...	...	–	...	...	...	...	–	...	...	...	...	...
102	48	–	–	33	4	12	–	12	–	11	–	5.7	16100	–	1	...	...	...	–	2	2	–	–	–
103	66	–	–	38	5	18	–	14	–	15	–	5.2	16700	–	3	...	...	...	–	–	–	1	1	–
104	21	–	–	43	10	6	–	6	–	5	–	5.8	20500	–	1	...	...	...	–	–	–	–	–	–
105	141	–	–	37	4	42	–	42	–	38	–	6.1	19500	–	2	...	...	...	–	2	2	2	2	–
106	64	–	–	48	5	14	–	14	–	12	–	6.3	20200	–	1	...	...	...	–	3	3	–	–	–
107	64	–	–	47	–	16	–	16	–	16	–	6.3	18400	–	–	–	–	–	–	–	–	–	1	–
108	477	14	–	42	4	147	10	110	–	113	3	5.4	18400	13	27	5	4.4	77	19	14	12	14	4	–
109	87	–	–	36	2	26	–	26	–	24	–	5.8	21500	–	1	...	...	...	–	–	–	–	–	–
110	84	–	–	30	7	26	–	26	–	26	–	5.8	19200	–	–	–	–	–	–	1	1	1	–	1
901	846	–	–	43	3	245	1	203	–	214	1	5.6	19700	–	17	–	5.4	104	–	13	13	8	10	1
902	134	–	–	41	1	38	1	38	–	36	1	5.7	16800	–	2	...	...	...	–	1	1	1	1	–
903	90	–	–	43	1	24	–	24	–	23	–	7.5	30500	–	–	–	–	–	–	–	–	–	–	–
119	5995	5	1	35	9	1909	54	1621	–	1488	25	5.6	17400	4	356	20	4.8	91	4	82	77	184	126	22
101	98	59	–	33	10	29	–	28	–	25	–	6.2	20900	60	2	...	...	...	...	3	3	2	2	1
103	15	100	–	20	13	5	–	5	–	5	–	5.6	7200	100	–	–	–	–	–	–	–	1	–	–
104	84	25	–	46	5	21	–	19	–	17	–	6.6	25400	29	2	...	...	...	...	1	1	–	–	–
105	31	100	–	55	3	7	–	7	–	7	–	5.9	17100	100	–	–	–	–	–	2	2	–	2	1
106	172	–	–	45	3	42	–	42	–	41	–	6.9	29700	–	–	–	–	–	–	1	1	1	–	–
107	6	–	–	33	17	2	...	...	...	...	...	...	...	–	...	...	...	...	–	...	...	...	...	...
108	138	–	–	46	4	34	–	33	–	33	–	6.8	31300	–	1	...	...	...	–	–	–	–	2	1
109	65	–	–	45	2	17	–	17	–	17	–	7.4	32800	–	–	–	–	–	–	–	–	1	2	–
110	42	–	–	43	2	13	–	13	–	12	–	7.1	32100	–	–	–	–	–	–	–	–	–	1	–
111	84	–	–	41	11	26	–	25	–	22	–	6.5	23400	–	2	...	...	...	–	–	–	–	1	–
112	318	1	–	42	4	90	–	71	–	80	–	6.6	27000	–	6	–	4.8	...	–	3	3	3	6	–
113	198	33	–	34	11	68	15	59	–	47	8	5.1	12200	30	14	3	4.3	59	29	8	6	9	5	1
114#	147	40	–	26	19	61	15	39	–	40	5	4.9	9100	38	18	7	4.3	57	33	5	3	18	7	2
115	3	...	...	...	...	3	...	...	...	...	...	...	...	...	...	...	...	...	...	...	...	...	...	...
116	19	–	–	26	32	8	–	7	–	7	–	5.1	7900	–	1	...	...	...	–	–	–	2	3	–
117	133	–	–	33	8	47	3	39	–	25	–	5.6	10700	–	19	3	5.0	79	–	2	2	2	3	–
118	156	–	–	28	13	63	3	47	–	25	2	5.2	10600	–	35	–	4.2	71	–	3	3	12	4	–
201	9	–	–	22	44	5	–	5	–	5	–	6.2	10300	–	–	–	–	–	–	–	–	2	–	–
202	22	–	–	46	9	6	–	5	–	5	–	4.8	...	–	1	...	...	...	–	2	2	1	–	–
203	49	–	–	31	12	18	5	17	–	15	4	5.0	7400	–	2	...	...	...	–	2	2	4	1	–
204	32	–	–	31	9	14	1	11	–	7	–	5.3	12100	–	4	...	...	...	–	–	–	1	1	–
205	42	–	–	36	12	13	–	12	–	9	–	5.4	9600	–	4	...	...	...	–	1	1	3	1	–

[Data exclude vacant seasonal and vacant migratory housing units. For minimum base for derived figures (percent, average, etc.) and meaning of symbols, see text]

Blocks Within Census Tracts	Total population	Percent of total population: Negro	In group quarters	Under 18 years	62 years and over	Year-round housing units: Total	Lacking some or all plumbing facilities	Units in—: One-unit structures	Structures of 10 or more units	Occupied housing units: Owner: Total	Lacking some or all plumbing facilities	Average number of rooms	Average value (dollars)	Percent Negro	Renter: Total	Lacking some or all plumbing facilities	Average number of rooms	Average contract rent (dollars)	Percent Negro	1.01 or more persons per room: Total	With all plumbing facilities	One-person households	With female head of family	With roomers, boarders, or lodgers
206	2	...	...	...	...	1	...	...	...	...	...	...	...	...	...	...	...	...	...	...	...	...	...	...
207	73	-	-	37	6	22	-	21	-	17	-	4.6	11300	-	5	-	4.8	...	-	1	1	5	-	-
208	73	-	-	30	16	29	2	28	-	18	1	5.3	10000	-	9	1	5.1	59	-	-	-	7	3	1
209	34	-	-	38	12	10	2	8	-	7	-	5.6	7900	-	3	...	...	...	-	2	2	2	1	-
210	285	-	5	31	8	96	-	36	-	72	-	4.5	13000	-	20	-	4.6	116	-	3	3	10	13	-
211	52	-	-	40	8	15	-	15	-	13	-	5.8	18300	-	2	...	...	...	-	-	-	1	1	-
212	405	-	-	39	4	121	-	114	-	99	-	5.4	16700	-	17	-	5.4	120	-	5	5	5	4	1
213	177	-	-	37	5	54	-	54	-	44	-	5.6	15900	-	10	-	5.4	122	-	2	2	5	5	-
214	86	-	-	23	7	30	-	30	-	29	-	5.6	16700	-	-	-	-	-	-	-	-	2	1	-
215	35	-	-	37	9	10	-	10	-	9	-	5.3	15300	-	1	...	...	...	-	-	-	-	2	-
216	112	-	-	37	8	30	-	30	-	19	-	5.8	14200	-	11	-	5.7	112	-	1	1	-	3	-
217	17	-	-	29	29	6	-	6	-	4	...	...	...	-	2	...	...	...	-	-	-	1	-	-
218	135	12	38	20	44	33	-	11	-	25	-	4.0	9800	-	7	-	4.4	103	-	-	-	4	3	1
219	4	...	...	...	...	1	...	...	...	...	...	...	...	...	...	...	...	...	...	...	...	...	...	...
301	9	-	-	11	33	7	-	6	-	3	...	...	...	-	3	...	...	...	-	-	-	4	-	-
302	41	-	-	37	10	12	-	11	-	9	-	4.8	12200	-	3	...	...	...	-	1	1	1	1	-
303	45	-	-	42	11	14	-	11	-	10	-	5.1	13200	-	3	...	...	...	-	3	3	3	-	-
304	10	-	-	-	50	5	-	4	-	4	...	...	...	-	1	...	...	...	-	-	-	1	1	2
305	107	-	-	29	13	36	-	35	-	32	-	5.8	15800	-	4	...	...	...	-	-	-	3	2	-
306	122	-	-	21	21	53	1	38	-	34	1	4.9	13900	-	17	-	4.2	85	-	1	-	12	3	-
307	73	-	-	22	14	32	-	27	-	20	-	5.6	11500	-	10	-	4.5	87	-	1	1	5	-	-
308	130	-	-	38	10	36	-	34	-	30	-	5.3	13300	-	6	-	5.3	116	-	4	4	2	-	-
309	184	-	-	32	9	61	-	48	-	54	-	5.2	14100	-	7	-	4.7	112	-	2	2	9	5	-
310	31	-	-	13	7	13	-	13	-	13	-	5.8	15500	-	-	-	-	-	-	-	-	1	1	1
311	96	-	-	32	5	30	-	29	-	29	-	5.7	14100	-	1	...	...	...	-	-	-	2	3	-
312	31	-	-	36	3	9	-	9	-	7	-	5.4	13800	-	2	...	...	...	-	-	-	-	1	-
313	16	-	-	44	13	4	...	...	...	...	...	...	...	-	...	...	...	...	-	...	...	...	...	...
314	39	-	-	33	5	10	-	10	-	7	-	5.6	16900	-	3	...	...	...	-	2	2	-	-	-
315	64	-	-	47	-	17	-	16	-	14	-	5.9	15500	-	3	...	...	...	-	3	3	1	-	-
317	61	-	-	36	2	19	-	19	-	17	-	5.2	14000	-	2	...	...	...	-	-	-	-	-	-
318	34	-	-	21	12	10	-	10	-	10	-	5.2	14100	-	-	-	-	-	-	-	-	-	-	-
401	14	-	-	7	36	6	-	6	-	5	-	6.0	14800	-	-	-	-	-	-	-	-	-	1	-
402	30	-	-	40	7	10	-	10	-	6	-	5.5	14400	-	3	...	...	...	-	1	1	-	-	-
403	91	-	-	26	15	36	2	20	-	24	2	5.3	11300	-	10	-	4.0	72	-	-	-	4	2	-
404	36	-	-	47	3	12	1	12	-	3	...	...	...	-	8	-	5.0	75	-	1	1	-	4	-
405	15	-	-	20	47	6	-	6	-	5	-	5.8	15000	-	1	...	...	...	-	-	-	-	-	-
406	4	...	...	...	...	1	...	...	...	...	...	...	...	...	...	...	...	...	...	...	...	...	...	...
408	14	-	-	14	29	5	-	5	-	3	...	...	...	-	2	...	...	...	-	-	-	-	-	-
409	44	-	-	18	27	15	-	15	-	12	-	6.6	12400	-	3	...	...	...	-	-	-	3	3	2
412	5	-	-	60	-	1	...	...	...	...	...	...	...	-	...	...	...	...	-	...	...	...	...	...
414	6	-	-	-	-	3	...	...	...	...	...	...	...	-	...	...	...	...	-	...	...	...	...	...
415	7	-	-	43	-	2	...	...	...	...	...	...	...	-	...	...	...	...	-	...	...	...	...	...
416	25	-	-	48	-	8	-	8	-	3	...	...	...	-	4	...	...	...	-	-	-	-	1	-
417	6	-	-	-	33	4	...	...	...	...	...	...	...	-	...	...	...	...	-	...	...	...	...	...
418	113	-	-	34	13	36	-	36	-	31	-	6.3	18000	-	4	...	...	...	-	-	-	3	2	-
419	85	1	-	33	4	23	-	23	-	21	-	6.5	15500	-	2	...	...	...	...	2	2	3	1	1
420	53	-	-	30	9	18	-	18	-	14	-	5.4	14800	-	4	...	...	...	-	-	-	1	-	1
421	67	-	-	28	10	24	-	22	-	14	-	5.4	11800	-	8	-	4.1	82	-	2	2	3	5	1
422	5	-	-	60	-	1	...	...	...	...	...	...	...	-	...	...	...	...	-	...	...	...	...	...
901	217	-	-	34	11	68	1	64	-	54	-	5.5	12800	-	12	1	4.8	78	-	5	5	8	7	1
902	7	-	-	14	29	3	...	...	...	...	...	...	...	-	...	...	...	...	-	...	...	...	...	...
903	608	-	-	38	5	178	1	136	-	157	1	5.9	24700	-	20	-	4.6	106	-	3	3	8	4	2
904	97	-	-	35	6	31	-	30	-	26	-	5.2	15600	-	5	-	5.0	92	-	2	2	2	1	-
120	8143	4	-	39	6	2500	67	2304	1	2085	34	6.2	24300	4	254	23	5.2	108	9	73	68	139	132	25
101	57	-	-	40	5	18	-	17	-	13	-	6.2	23600	-	4	...	...	...	-	1	1	2	2	-
102	14	-	-	57	-	4	...	...	...	...	...	...	...	-	...	...	...	...	-	...	...	...	...	...
103	553	4	-	36	7	210	15	171	-	146	8	5.1	15400	6	30	4	4.9	97	10	7	5	21	13	6
104	61	-	-	46	3	15	-	14	-	14	-	5.1	14600	-	1	...	...	...	-	1	1	-	3	-
105	46	-	-	30	13	15	-	12	-	12	-	4.7	10800	-	3	...	...	...	-	-	-	-	-	-
106	70	-	-	49	7	16	1	16	-	14	1	5.6	17100	-	2	...	...	...	-	3	2	-	1	-
107	57	-	-	39	12	14	2	14	-	10	1	5.3	14300	-	3	...	...	...	-	2	2	-	1	-
108	10	-	-	60	-	2	...	...	...	...	...	...	...	-	...	...	...	...	-	...	...	...	...	...
109	18	-	-	44	-	5	-	5	-	5	-	6.0	17800	-	-	-	-	-	-	-	-	-	-	-
110	9	-	-	44	11	3	...	...	...	...	...	...	...	-	...	...	...	...	-	...	...	...	...	...
111	38	-	-	40	11	12	-	12	-	11	-	5.5	20300	-	1	...	...	...	-	1	1	1	2	-
112	48	-	-	44	2	12	-	12	-	10	-	6.3	21600	-	2	...	...	...	-	-	-	-	-	-
113	56	-	-	34	4	16	-	16	-	15	-	6.0	22100	-	1	...	...	...	-	-	-	1	-	-
114	48	-	-	46	-	12	-	12	-	9	-	6.3	21800	-	3	...	...	...	-	-	-	1	1	-
115	145	-	-	41	-	47	-	47	-	37	-	6.0	20400	-	5	-	6.0	159	-	2	2	2	-	-
116	18	-	-	50	-	5	-	5	-	4	...	...	...	-	1	...	...	...	-	-	-	-	1	-
117	166	-	-	36	6	57	-	53	-	38	-	5.9	22300	-	13	-	4.5	88	-	3	3	4	2	2
118	57	-	-	35	5	16	-	16	-	15	-	6.0	18300	-	1	...	...	...	-	-	-	1	1	1
119	287	-	-	32	10	89	-	88	-	75	-	6.3	21900	-	11	-	5.1	121	-	-	-	4	5	3
120	15	-	-	20	7	7	-	7	-	6	-	5.7	19400	-	1	...	...	...	-	-	-	2	-	-
121	3	...	...	...	...	1	...	...	...	...	...	...	...	...	...	...	...	...	...	...	...	...	...	...
122	108	-	-	25	5	33	-	33	-	33	-	6.4	23000	-	-	-	-	-	-	-	-	3	2	-
201	81	-	-	33	10	24	-	24	-	22	-	6.6	25900	-	2	...	...	...	-	-	-	3	-	1
202	99	-	-	34	6	28	-	28	-	25	-	6.8	27200	-	3	...	...	...	-	-	-	-	-	-
203	109	-	-	31	6	32	3	32	-	30	3	6.4	25000	-	2	...	...	...	-	-	-	3	-	1
204	100	-	-	32	6	28	-	28	-	28	-	7.0	26300	-	-	-	-	-	-	-	-	1	-	1
205	75	-	-	43	5	19	1	19	-	19	1	7.3	29100	-	-	-	-	-	-	1	1	-	-	-
206	13	-	-	39	-	4	...	...	...	...	...	...	...	-	...	...	...	...	-	...	...	...	...	...
207	24	-	-	46	8	7	-	7	-	6	-	6.8	31700	-	-	-	-	-	-	-	-	-	-	-
208	89	-	-	46	1	22	-	22	-	20	-	7.2	34800	-	2	...	...	...	-	-	-	-	-	-
209	212	-	-	38	4	61	-	61	-	56	-	6.9	28500	-	-	-	-	-	-	1	1	1	-	-
210	103	-	-	31	6	31	-	31	-	27	-	6.4	26400	-	4	...	...	...	-	-	-	-	2	-
211	90	-	-	41	3	25	-	25	-	23	-	6.0	23900	-	2	...	...	...	-	-	-	2	1	-
212	25	-	-	36	8	8	-	8	-	7	-	5.6	24100	-	1	...	...	...	-	-	-	-	-	-

[Data exclude vacant seasonal and vacant migratory housing units. For minimum base for derived figures (percent, average, etc.) and meaning of symbols, see text]

Blocks Within Census Tracts	Total population	Percent of total population				Year-round housing units				Occupied housing units														
								Units in—		Owner					Renter					1.01 or more persons per room				
	Total population	Negro	In group quarters	Under 18 years	62 years and over	Total	Lacking some or all plumbing facilities	One-unit structures	Structures of 10 or more units	Total	Lacking some or all plumbing facilities	Average number of rooms	Average value (dollars)	Percent Negro	Total	Lacking some or all plumbing facilities	Average number of rooms	Average contract rent (dollars)	Percent Negro	Total	With all plumbing facilities	One-person households	With female head of family	With roomers, boarders, or lodgers
213	90	–	–	34	1	29	–	29	–	28	–	6.6	29100	–	–	–	–	–	–	–	–	1	–	1
214	32	–	–	44	3	9	–	9	–	8	–	6.3	28800	–	–	–	–	–	–	–	–	–	–	–
215	72	–	–	51	–	18	–	18	–	17	–	6.9	27500	–	1	...	...	...	–	–	–	–	1	–
216	86	–	–	40	4	26	–	26	–	22	–	5.9	25300	–	3	...	...	...	–	–	–	1	–	–
217	60	–	–	43	3	16	–	16	–	16	–	6.1	22900	–	–	–	–	–	–	–	–	–	1	–
218	72	–	–	25	3	23	–	23	–	21	–	5.8	21900	–	2	...	...	...	–	–	–	–	2	–
219	67	–	–	31	3	23	–	22	–	19	–	6.0	23100	–	4	...	...	...	–	–	–	1	2	–
220	54	–	–	39	4	17	–	17	–	16	–	6.3	23000	–	–	–	–	–	–	–	–	–	2	–
301	68	–	–	34	12	18	–	18	–	16	–	6.6	25800	–	1	...	...	...	–	–	–	–	2	–
302	84	–	–	45	1	22	–	22	–	22	–	6.2	25300	–	–	–	–	–	–	1	1	–	2	–
303	155	1	–	32	10	44	1	44	–	43	1	7.2	35900	–	–	–	–	–	–	1	1	–	1	–
304	65	–	–	40	–	14	–	14	–	14	–	6.6	29000	–	–	–	–	–	–	1	1	–	1	–
305	71	–	–	44	1	19	–	19	–	19	–	7.1	31800	–	–	–	–	–	–	–	–	–	1	–
306	96	–	–	43	–	23	–	23	–	22	–	6.8	24300	–	1	...	...	...	–	2	2	–	–	–
307	143	–	–	39	4	39	–	39	–	37	–	6.8	28700	–	1	...	...	...	–	–	–	1	–	–
308	57	–	–	39	2	16	–	16	–	16	–	6.6	26300	–	–	–	–	–	–	–	–	–	–	–
309	68	3	–	41	2	19	–	18	–	14	–	5.1	14000	–	5	–	4.6	...	20	2	2	–	1	–
310	291	–	–	42	3	89	1	86	–	74	1	6.0	20400	–	8	–	5.4	...	–	2	2	4	5	–
311	35	–	–	37	3	10	–	10	–	7	–	6.7	25700	–	2	...	...	...	–	–	–	–	–	–
312	49	–	–	41	–	14	–	14	–	13	–	6.2	22200	–	–	–	–	–	–	–	–	–	–	–
313	37	–	–	43	–	10	–	10	–	10	–	6.4	23600	–	–	–	–	–	–	–	–	–	–	–
314	61	–	–	49	–	14	–	14	–	12	–	6.6	23100	–	2	...	...	...	–	1	1	–	–	–
315	35	–	–	43	–	11	–	11	–	10	–	6.0	23800	–	–	–	–	–	–	–	–	–	–	–
316	51	–	–	43	4	15	–	15	–	14	–	5.9	23800	–	–	–	–	–	–	–	–	–	–	–
317	59	–	–	49	–	17	–	17	–	13	–	5.8	23400	–	1	...	...	...	–	1	1	–	–	–
318	9	–	–	33	–	4	...	...	...	...	...	...	...	–	...	...	...	...	–	...	...	...	...	...
319	46	–	–	39	–	13	–	13	–	12	–	5.8	21700	–	1	...	...	...	–	–	–	–	–	–
320	57	–	–	37	4	16	–	16	–	16	–	6.1	22100	–	–	–	–	–	–	–	–	–	–	–
321	37	–	–	41	3	13	–	13	–	11	–	6.3	25000	–	–	–	–	–	–	–	–	–	–	–
322	46	–	–	30	2	14	–	14	–	13	–	5.9	20500	–	1	...	...	...	–	–	–	–	3	–
323	47	–	–	43	4	13	–	13	–	12	–	5.3	19600	–	1	...	...	...	–	1	1	–	1	–
902	47	–	–	49	2	12	–	12	–	10	–	5.5	16500	–	2	...	...	...	–	–	–	–	2	–
904	41	–	–	27	7	14	–	13	–	11	–	6.1	19900	–	2	...	...	...	–	–	–	2	–	–
905	71	–	–	44	7	21	–	21	–	19	–	7.6	35900	–	1	...	...	...	–	–	–	–	2	–
906	39	–	–	39	5	10	–	10	–	10	–	5.9	21300	–	–	–	–	–	–	1	1	–	1	–
907	10	–	–	50	–	2	...	...	...	...	...	...	...	–	...	...	...	...	–	...	...	...	...	...
908	44	–	–	41	2	10	–	10	–	10	–	7.8	33100	–	–	–	–	–	–	–	–	–	–	–
909	54	46	–	33	13	17	2	13	–	12	1	5.0	10300	58	5	1	4.4	...	20	2	2	1	2	1
910	138	32	–	45	1	37	6	37	–	24	2	5.3	13900	25	12	4	4.6	57	42	5	4	2	3	–
911	290	4	–	34	16	107	3	102	–	77	–	6.5	28000	3	16	2	4.6	88	13	5	5	12	5	1
912	80	–	–	46	4	22	1	7	–	13	–	4.8	...	–	8	1	4.8	91	–	5	5	–	–	–
913	1368	6	–	45	3	396	5	390	–	343	2	6.5	26700	6	19	1	5.6	138	–	11	11	10	23	2
914	16	–	–	31	13	7	–	7	–	5	–	5.2	...	–	2	...	...	...	–	–	–	3	–	–
915	113	9	–	23	17	43	4	42	–	31	1	6.5	24000	7	7	2	4.3	57	14	–	–	3	7	1
916	18	–	–	56	–	4	...	...	...	...	...	...	...	–	...	...	...	...	–	...	...	...	...	...
917	63	29	–	40	5	19	5	19	–	13	2	8.0	35400	15	3	...	...	...	...	1	–	2	1	–
918	191	4	–	40	9	60	2	54	–	48	2	6.6	30800	2	4	...	...	...	...	1	1	3	3	–
919	29	–	–	31	17	11	1	11	–	9	–	8.0	40000	–	2	...	...	...	–	–	–	3	–	–
920	374	16	–	27	14	155	11	66	–	118	5	4.7	13400	17	28	4	5.0	95	25	7	7	29	20	4
921	53	9	–	23	15	27	2	13	1	15	2	4.2	13800	13	9	–	4.3	72	–	–	–	8	1	–
121	422	–	–	35	8	142	–	135	–	110	–	5.6	19900	–	23	–	4.3	90	–	5	5	13	8	1
101	83	–	–	31	12	29	–	26	–	19	–	5.6	19200	–	9	–	4.4	73	–	–	–	4	2	–
102	78	–	–	37	6	26	–	22	–	19	–	5.4	14100	–	6	–	3.5	...	–	2	2	2	2	–
103	46	–	–	35	7	14	–	14	–	14	–	5.9	19700	–	–	–	–	–	–	1	1	1	1	–
104	80	–	–	33	10	29	–	29	–	23	–	5.3	20400	–	4	...	...	...	–	1	1	3	1	–
105	20	–	–	45	–	4	...	...	...	...	...	...	...	–	...	...	...	...	–	...	...	...	...	...
106	32	–	–	44	6	9	–	9	–	8	–	5.3	18300	–	1	...	...	...	–	1	1	–	1	–
107	83	–	–	35	5	31	–	31	–	24	–	5.8	24500	–	2	...	...	...	–	–	–	3	1	–

☆ U. S. GOVERNMENT PRINTING OFFICE : 1971 481-739/1166

U.S. DEPARTMENT OF COMMERCE
Bureau of the Census
Washington, D.C. 20233

OFFICIAL BUSINESS

POSTAGE AND FEES PAID
U.S. DEPARTMENT OF COMMERCE

U.S.MAIL

PUBLICATION AND SUMMARY COMPUTER TAPE PROGRAM

More detailed descriptions of this program appear in other final reports of the 1970 census, and in a statement which can be obtained free of charge from the Bureau of the Census or any U.S. Department of Commerce Field Office. Series marked with an asterisk (*) consist of separate reports for each State, the District of Columbia, and (generally) Puerto Rico and other outlying areas, as well as a national summary report. The HC(1)-A and B reports will also be issued in a set of clothbound State books each containing the two reports for the particular State, and designated as Housing Volume I; similarly, the PC(1)-A, B, C, and D reports will also be issued in a set of clothbound State books designated as Population Volume I. Series marked with a dagger (†) are based on sample surveys conducted separately from and after the main data-collection process.

Housing Census Reports

Series HC(1)-A*
GENERAL HOUSING CHARACTERISTICS

Data on the housing subjects collected on a 100-percent basis are presented for States (by urban and rural residence), standard metropolitan statistical areas (SMSA's), urbanized areas, places of 1,000 inhabitants or more, and counties.

Series HC(1)-B*
DETAILED HOUSING CHARACTERISTICS

Statistics will be presented on a more detailed basis for the subjects included in the series HC(1)-A reports as well as subjects collected on a sample basis. Data will be presented for States (by urban, rural-nonfarm, and rural farm residence), SMSA's, urbanized areas, places of 2,500 inhabitants or more, and counties.

Series HC(2)
METROPOLITAN HOUSING CHARACTERISTICS

These reports cover most of the 1970 housing subjects in considerable detail and cross-classification. There will be one report for each SMSA, presenting data for the SMSA, its central cities, and places of 50,000 inhabitants or more, as well as a national summary report.

Series HC(3)
BLOCK STATISTICS

One report is being issued for each urbanized area showing data for individual blocks on selected housing and population subjects. The series also includes reports for the communities outside urbanized areas which have contracted with the Census Bureau to provide block statistics from the 1970 census.

Series HC(4)†
COMPONENTS OF INVENTORY CHANGE

Each report will contain data on 1960 to 1970 changes in the housing inventory as well as 1960 and 1970 characteristics for units that have not changed. Statistics will be shown for 15 selected SMSA's and for the United States and regions.

Series HC(5)†
RESIDENTIAL FINANCE

Data on financing and characteristics of homeowner properties and rental and vacant properties will be shown for the United States and regions.

Series HC(6)
ESTIMATES OF SUBSTANDARD HOUSING

This series will consist of a single report presenting counts of "substandard" housing units for counties and cities, based on the number of units lacking plumbing facilities combined with estimates of units with all plumbing facilities but in "dilapidated" condition.

Series HC(7)
SUBJECT REPORTS

Each report in this series will concentrate on a particular subject such as housing characteristics by household composition, housing of minority groups and senior citizens, etc. Data will generally be provided on a national level; in some reports, data for States or SMSA's may also be shown.

Population Census Reports

Series PC(1)-A*
NUMBER OF INHABITANTS

Final official population counts are presented for States, counties by urban and rural residence, SMSA's, urbanized areas, county subdivisions, all incorporated places and unincorporated places of 1,000 inhabitants or more.

Series PC(1)-B*
GENERAL POPULATION CHARACTERISTICS

Data on the population subjects collected on a 100-percent basis are presented for States, counties by urban and rural residence, SMSA's, urbanized areas, county subdivisions, and places of 1,000 inhabitants or more.

Series PC(1)-C*
GENERAL SOCIAL AND ECONOMIC CHARACTERISTICS

Data on the population subjects collected on a sample basis will be shown for States (by urban, rural nonfarm, and rural-farm residence), counties, SMSA's, urbanized areas, and places of 2,500 inhabitants or more.

Series PC(1)-D*
DETAILED CHARACTERISTICS

These reports cover most of the subjects in Series PC(1)-C, presented in detail and cross-classified by age, race, and other characteristics. Data are shown for States (by urban, rural-nonfarm, and rural farm residence), SMSA's, and large cities.

Series PC(2)
SUBJECT REPORTS

Each report will concentrate on a particular subject, such as national origin and race, fertility, families, etc. Data will generally be provided on a national and regional level; in some reports, data for States or SMSA's will also be shown.

Joint Population – Housing Reports

Series PHC(1)
CENSUS TRACTS

This series will contain one report for each SMSA, showing data by census tracts for most of the population and housing subjects included in the census.

Series PHC(2)*
GENERAL DEMOGRAPHIC TRENDS FOR METROPOLITAN AREAS

This series presents comparative 1960 and 1970 statistics for population counts and selected 100-percent population and housing subjects for SMSA's and their central cities and constituent counties.

Series PHC(3)†
EMPLOYMENT PROFILES OF SELECTED LOW-INCOME AREAS

Each report will contain data on selected social and economic characteristics of the residents of particular low-income areas in 54 cities and seven rural poverty areas.

Computer Summary Tapes

Six tabulation counts are being made available which provide much greater population and housing subject and geographic detail than in the printed reports. These data will generally be available on magnetic computer tape, printouts, and microfilm at the cost of preparing the copy.

First Count—Approximately 400 cells of data on the subjects collected on a 100-percent basis for each of about 250,000 enumeration districts.

Second Count—Approximately 3,500 cells of 100-percent data for about 35,000 census tracts and 35,000 county subdivisions.

Third Count—Approximately 250 cells of 100-percent data for about 1,500,000 blocks.

Fourth Count—Approximately 13,000 cells of data on the subjects collected on a sample basis for each tract and county subdivision; also about 30,000 cells of data for each county.

Fifth Count—Contains about 800 cells of data for 5-digit ZIP code areas in SMSA's and 3-digit ZIP code areas outside SMSA's.

Sixth Count—Approximately 260,000 cells of data containing detailed tabulations and cross-classifications for States, SMSA's, and large cities.

A UNITED STATES
DEPARTMENT OF
COMMERCE
PUBLICATION

HC(3)-172

Block Statistics

WINSTON-SALEM, N.C. URBANIZED AREA



U.S. DEPARTMENT
OF COMMERCE
BUREAU OF
THE CENSUS

U.S. DEPARTMENT OF COMMERCE

Maurice H. Stans, Secretary
James T. Lynn, Under Secretary
Harold C. Passer, Assistant Secretary for Economic Affairs

BUREAU OF THE CENSUS

George Hay Brown, Director
Conrad Taeuber, Associate Director
David L. Kaplan, 1970 Census Coordinator

HOUSING DIVISION

Arthur F. Young, Chief

ACKNOWLEDGMENTS — Many persons participated in the various activities of the 1970 census. Primary direction of the program was performed by **Conrad Taeuber**, Associate Director for Demographic Fields, assisted by **David L. Kaplan**, 1970 Census Coordinator, and in conjunction with **Joseph F. Daly**, Associate Director for Research and Development, **William I. Merkin**, Associate Director for Administration, **John W. H. Spencer**, Associate Director for Data Systems, and **Edwin D. Goldfield**, Assistant Director for Program Development.

This report was planned and written in the Housing Division under the supervision of **Arthur F. Young**, Chief, by **Aaron Josowitz**, Assistant Chief, **Nathan Krevor**, Chief, Coordination and Research Branch, and **Paul F. Coe**.

The Statistical Methods Division was largely responsible for developing new procedures to obtain a more accurate count of housing units. This work was supervised by **Joseph Waksberg**, Division Chief, **Morton Boisen** and **Walter M. Perkins**, Assistant Division Chiefs, and **Barnett Denton** and **Charles D. Jones**.

Geographic plans and procedures were developed in the Geography Division under the supervision of **William T. Fay**, Chief, and **Robert C. Klove** and **Gerald J. Post**, Assistant Division Chiefs, with the assistance of **Robert E. Durland**, **Margery H. Eliot**, and **Jacob Silver**.

Data collection activities were administered by the Field Division, **Paul R. Squires**, Chief, and **Richard C. Burt** and **Dean H. Weber**, Assistant Division Chiefs, with the assistance of **John Kuntz** and **Stanley Matchett**, as well as the directors of the Bureau's regional offices.

Systems and processing procedures were developed in the Systems Division, **Sol Dolleck**, Chief, under the direction of **Morris Gorinson**, Assistant Division Chief. **Florence Wright** assisted by **Orville M. Slye**, was responsible for the clerical procedures and **Roger O. Lepage**, assisted by **John Murphy, Jr.**, **C. Eden Moody**, and **Judith E. Jones**, was responsible for the computer programing.

The manual processing and microfilming of the questionnaires were performed in the Jeffersonville Census Operations Division, under the supervision of **Joseph F. Arbena**, Chief, and **Robert L. Hagan**, Population and Housing Census Operations Manager, assisted by **Charles L. Adams** and **John C. Campbell**. **William L. Pangburn** supervised the microfilming operation.

FOSDIC and computer processing were performed in the Processing Division under the supervision of **M. Douglas Fahey**, Chief, and **E. Richard Bourdon** and **James W. Shores**, Assistant Division Chiefs. Development of the automatic microfilming equipment was directed by **Anthony A. Berlinsky**.

Publications planning, editing, and printing were performed in the Administrative and Publications Services Division, **Cecil B. Matthews**, Chief, under the direction of **Raymond J. Koski**, **John F. Lanham, Jr.**, and **Gerald A. Mann**.

Robert B. Voight, Special Assistant in the Office of the Director, and **Sherry L. Courtland** made many important contributions to the planning and coordination of the 1970 census program.

SUGGESTED CITATION

U.S. Bureau of the Census
Census of Housing: 1970
BLOCK STATISTICS
Final Report HC(3)-172 Winston-Salem, N.C. Urbanized Area

U.S. Government Printing Office
Washington, D.C., 1971

For sale by the
Superintendent of Documents
U.S. Government Printing Office
Washington, D.C. 20402, or any
Department of Commerce Field Office.

Price $2.00

HC(3)-172

1970 CENSUS OF HOUSING

Block Statistics

WINSTON-SALEM, N.C. URBANIZED AREA

Issued September 1971

CONTENTS

	Page
List of HC(3) Block Statistics Reports	II
Introduction	IV
Facsimiles of Questionnaire Page and Respondent Instructions	X

TABLES

1	Characteristics of Housing Units and Population, for Places of 2,500 Inhabitants or More: 1970	N.C.–1
2	Characteristics of Housing Units and Population, by Blocks: 1970	N.C.–2

Maps identifying the blocks covered herein are included in or accompany this report.

LIST OF HC (3) BLOCK STATISTICS REPORTS

The specific names listed below each State refer to urbanized areas; "Selected Areas" refer to other areas of the State which have contracted with the Census Bureau to provide block statistics.

Report number	Area
	ALABAMA
1	Birmingham
2	Gadsden
3	Huntsville
4	Mobile
5	Montgomery
6	Tuscaloosa
7	Selected Areas
	ALASKA
8	Selected Areas
	ARIZONA
9	Phoenix
10	Tucson
11	Selected Areas
	ARKANSAS
12	Fort Smith
13	Little Rock-North Little Rock
14	Pine Bluff
15	Selected Areas
	CALIFORNIA
16	Bakersfield
17	Fresno
18	Los Angeles-Long Beach
19	Oxnard-Ventura-Thousand Oaks
20	Sacramento
21	Salinas
22	San Bernardino-Riverside
23	San Diego
24	San Francisco-Oakland
25	San Jose
26	Santa Barbara
27	Simi Valley
28	Stockton
29	Selected Areas
	COLORADO
30	Colorado Springs
31	Denver
32	Pueblo
33	Selected Areas
	CONNECTICUT
34	Bridgeport
35	Bristol
36	Hartford
37	Meriden
38	New Britain
39	New Haven
40	Norwalk
41	Stamford
42	Waterbury
	DELAWARE
43	Wilmington
	DISTRICT OF COLUMBIA
44	Washington
	FLORIDA
45	Fort Lauderdale-Hollywood
46	Jacksonville
47	Miami
48	Orlando
49	Pensacola
50	St. Petersburg
51	Tallahassee
52	Tampa
53	West Palm Beach
54	Selected Areas
	GEORGIA
55	Albany
56	Atlanta
57	Augusta
58	Columbus
59	Macon
60	Savannah
61	Selected Areas
	HAWAII
62	Honolulu
63	Selected Areas
	IDAHO
64	Boise City
	ILLINOIS
65	Aurora-Elgin
66	Bloomington-Normal
67	Champaign-Urbana
68	Chicago-Northwestern Indiana
69	Decatur
70	Joliet
71	Peoria
72	Rockford
73	Springfield
74	Selected Areas
	INDIANA
75	Anderson
76	Evansville
77	Fort Wayne
78	Indianapolis
79	Lafayette-West Lafayette
80	Muncie
81	South Bend
82	Terre Haute
83	Selected Areas
	IOWA
84	Cedar Rapids
85	Davenport-Rock Island-Moline
86	Des Moines
87	Dubuque
88	Sioux City
89	Waterloo
90	Selected Areas
	KANSAS
91	Topeka
92	Wichita
93	Selected Areas
	KENTUCKY
94	Lexington
95	Louisville
96	Selected Areas
	LOUISIANA
97	Baton Rouge
98	Lafayette
99	Lake Charles
100	Monroe
101	New Orleans
102	Shreveport
	MAINE
103	Lewiston-Auburn
104	Portland
105	Selected Areas
	MARYLAND
106	Baltimore
107	Selected Areas
	MASSACHUSETTS
108	Boston
109	Brockton
110	Fall River
111	Fitchburg-Leominster
112	Lawrence-Haverhill
113	Lowell
114	New Bedford
115	Pittsfield
116	Springfield-Chicopee-Holyoke
117	Worcester
	MICHIGAN
118	Ann Arbor
119	Bay City
120	Detroit
121	Flint
122	Grand Rapids
123	Jackson
124	Kalamazoo
125	Lansing
126	Muskegon-Muskegon Heights
127	Saginaw
128	Selected Areas
	MINNESOTA
129	Duluth-Superior
130	Minneapolis-St. Paul
131	Selected Areas
	MISSISSIPPI
132	Biloxi-Gulfport
133	Jackson
134	Selected Areas
	MISSOURI
135	Kansas City
136	St. Joseph
137	St. Louis
138	Springfield
139	Selected Areas

Report number	Area
	MONTANA
140	Billings
141	Great Falls
142	Selected Areas
	NEBRASKA
143	Lincoln
144	Omaha
145	Selected Areas
	NEVADA
146	Las Vegas
147	Reno
	NEW HAMPSHIRE
148	Manchester
149	Selected Areas
	NEW JERSEY
150	Atlantic City
151	Trenton
152	Vineland-Millville
153	Selected Areas
	NEW MEXICO
154	Albuquerque
155	Selected Areas
	NEW YORK
156	Albany-Schenectady-Troy
157	Binghamton
158	Buffalo
159	New York-Northeastern New Jersey
	Part 1 – New York City
	Part 2 – New York Portion Outside New York City
	Part 3 – Northeastern New Jersey
160	Rochester
161	Syracuse
162	Utica-Rome
163	Selected Areas
	NORTH CAROLINA
164	Asheville
165	Charlotte
166	Durham
167	Fayetteville
168	Greensboro
169	High Point
170	Raleigh
171	Wilmington
172	Winston-Salem
173	Selected Areas
	NORTH DAKOTA
174	Fargo-Moorhead
	OHIO
175	Akron
176	Canton
177	Cincinnati
178	Cleveland
179	Columbus
180	Dayton
181	Hamilton
182	Lima
183	Lorain-Elyria
184	Mansfield
185	Springfield
186	Steubenville-Weirton
187	Toledo
188	Youngstown-Warren
189	Selected Areas
	OKLAHOMA
190	Lawton
191	Oklahoma City
192	Tulsa
193	Selected Areas
	OREGON
194	Eugene
195	Portland
196	Salem
197	Selected Areas
	PENNSYLVANIA
198	Allentown-Bethlehem-Easton
199	Altoona
200	Erie
201	Harrisburg
202	Johnstown
203	Lancaster
204	Philadelphia
205	Pittsburgh
206	Reading
207	Scranton
208	Wilkes-Barre
209	York
210	Selected Areas
	RHODE ISLAND
211	Providence-Pawtucket-Warwick
	SOUTH CAROLINA
212	Charleston
213	Columbia
214	Greenville
215	Selected Areas
	SOUTH DAKOTA
216	Sioux Falls
217	Selected Areas
	TENNESSEE
218	Chattanooga
219	Knoxville
220	Memphis
221	Nashville-Davidson
222	Selected Areas
	TEXAS
223	Abilene
224	Amarillo
225	Austin
226	Beaumont
227	Brownsville
228	Corpus Christi
229	Dallas
230	El Paso
231	Fort Worth
232	Galveston
233	Harlingen-San Benito
234	Houston
235	Laredo
236	Lubbock
237	McAllen-Pharr-Edinburg
238	Midland
239	Odessa
240	Port Arthur
241	San Angelo
242	San Antonio
243	Sherman-Denison
244	Texarkana
245	Texas City-La Marque
246	Tyler
247	Waco
248	Wichita Falls
249	Selected Areas
	UTAH
250	Ogden
251	Provo-Orem
252	Salt Lake City
	VERMONT
253	Selected Areas
	VIRGINIA
254	Lynchburg
255	Newport News-Hampton
256	Norfolk-Portsmouth
257	Richmond
258	Roanoke
259	Selected Areas
	WASHINGTON
260	Seattle-Everett
261	Spokane
262	Tacoma
263	Selected Areas
	WEST VIRGINIA
264	Charleston
265	Huntington-Ashland
266	Wheeling
267	Selected Areas
	WISCONSIN
268	Green Bay
269	Kenosha
270	Madison
271	Milwaukee
272	Racine
273	Selected Areas
	WYOMING
274	Selected Areas
	PUERTO RICO
275	Mayagüez
276	Ponce
277	San Juan
278	Selected Areas

INTRODUCTION

GENERAL IV
Urbanized areas IV
Maps and block identification IV
Content of the tables V
Symbols V
Data collection procedures V
Processing procedures VI
DEFINITIONS AND EXPLANATIONS OF SUBJECT CHARACTERISTICS VI
Self-enumeration and census questionnaire VI
Comparability with 1960 data VI
Total population VII
Housing units and group quarters VII
Year-round housing units VII
Occupied housing units VII
Race VII
Tenure VIII
Plumbing facilities VIII
Units in structure VIII
Persons per room VIII
Average number of rooms VIII
Average value VIII
Average contract rent VIII
One-person households VIII
With female head of family VIII
With roomers, boarders, or lodgers IX
ACCURACY OF THE DATA IX
Editing IX
Block number check IX
FACSIMILES X
Questionnaire page showing 100-percent housing questions X
Respondent instructions for the 100-percent housing questions XI

GENERAL

This report presents statistics from the 1970 census, by blocks, on general characteristics of housing units and population. Legal provision for this census, conducted as of April 1, 1970, was made in the Act of Congress of August 31, 1954 (amended August 1957), which codified Title 13, United States Code.

This report series contains 278 reports (as listed on page II). Most of the reports (236) relate to a specific urbanized area, as well as to some nearby contiguous territory included for reasons explained below in the section on "Urbanized areas." The remaining reports (42) relate to other types of areas (e.g., smaller cities, counties, etc.) where local authorities contracted with the Census Bureau to collect, process, and publish the data on a block basis. In 1960, a similar contractual technique was utilized but the basic block statistics program was limited generally to cities of 50,000 inhabitants or more (i.e., the built-up fringes around the cities were not covered).

A major portion of the information compiled from the 1970 Census of Housing will appear in Volume I, **Housing Characteristics for States, Cities, and Counties.** For a description of Volume I, as well as other elements of the data dissemination program of the 1970 Population and Housing Census, see the "Publication and Computer Summary Tape Program" statement at the end of this report.

Urbanized areas.—An urbanized area consists of a central city, or cities, and surrounding closely settled territory. The central city must have reported a population of 50,000 or more in 1960, in a special census conducted by the Census Bureau since 1960, or in the 1970 census. Under certain circumstances, "twin cities" with a combined population of 50,000 or more form the basis of an urbanized area. More detailed information on the criteria used to designate urbanized areas and determine their boundaries appears in the 1970 Census of Housing HC(1)-A reports and the 1970 Census of Population PC(1)-A reports.

As suggested by the rules above, the urbanized areas ultimately used in the tabulations of the 1970 census could not be completely recognized or defined until the final population counts were available. Since the precise delineation and numbering of blocks is quite costly and is therefore done only for areas where block statistics will be prepared, a preliminary determination of each urbanized area was made prior to the actual enumeration. The preliminary boundaries were purposely drawn somewhat beyond the anticipated final boundaries because the information on density of settlement was not yet available. Thus, for virtually all urbanized areas, there is some immediately adjacent territory for which the information was collected on a block basis. Because the extra cost of tabulating and publishing the block data for this type of territory is comparatively minor, data for blocks outside urbanized areas appear in the reports for those areas. On the other hand, block data are generally not provided for urbanized areas which are recognized for the first time in 1970.

Maps and block identification.—The maps included with these reports identify the location and number of each block and the boundary and number of each census tract or block numbering area.

A block is usually a well-defined rectangular piece of land bounded by streets or roads. However, it may be irregular in shape or bounded by railroad tracks, streams, or other features. The block is the specific numbered area as shown on the map.

Census tracts are small areas into which large cities and metropolitan areas are divided for statistical purposes. Tract boundaries are established cooperatively by a local committee and the Bureau of the Census and are generally designed to achieve

some uniformity of population characteristics, economic status, and living conditions. Initially, the average tract had about 4,000 residents. Tract boundaries are established with the intention of being maintained over a long time so that comparisons may be made from census to census.

In untracted places, block numbering areas are used. They are established by arbitrarily dividing the city along major streets, railroads, or other physical boundaries to facilitate numbering the blocks in groups of fewer than 1,000. The boundaries of block numbering areas have no statistical significance but are merely for convenience in mapping and tabulating.

In numbering the blocks, a separate series is used for each census tract or block numbering area. Thus, the location of each block for which data are presented is determined by referring both to the block number and the census tract or block numbering area. In some cases, a city or other political boundary divides a block. The data shown are for the block represented by the land area as bounded and numbered on the block map.

The block number was assigned to each block on a map suitable for block numbering, prior to the enumeration. In some instances, the map was several years old and did not recognize construction of new streets or disappearance of others. Insofar as possible, the map was corrected for changes that were discovered prior to enumeration. In other cases, it was not feasible to make corrections. Hence the map does not always reflect the blocks as they existed on the ground at the time of the enumeration. For example, a block as shown on the map may have been divided into two blocks. The housing units in the newly subdivided blocks would be assigned the one block number shown on the map even though two blocks existed at the time of enumeration. On the other hand, two blocks as shown on the map may have been merged into one. In the enumeration, the intent was to identify which housing units were physically located in each of the two former blocks and assign the respective block number to each portion, even though only one block existed at the time of enumeration.

Content of the tables.—In the urbanized area block publication program, table 1 summarizes the statistics for each place of 2,500 inhabitants or more and table 2 contains the statistics for the individual blocks summarized to the tract or block numbering area. In the contract block program, one table provides statistics for individual blocks as well as summaries for each tract or block numbering area and each place or area.

In some instances, the blocked area excludes a part of a tract or excludes the rural portion of an extended city (a city having one or more large portions, usually at the boundary of the city, with relatively low population density). Therefore, the tract and place totals cover only the blocks included in this report.

Block identification, total population, and total year-round housing units are shown for every block containing living quarters. For some blocks, the table shows total population but no housing units because all the people live in group quarters. For other blocks, the table shows housing units but no population because all the units are vacant. Blocks (or tracts) with no year-round housing units and no population are shown on the map but do not appear in the tables.

Symbols.—Percents which round to less than 0.1 are not shown but indicated as zero. A dash "–" represents zero. Three dots "..." indicate that the data are being withheld to avoid disclosure of information for individual housing units, or that the base for an average, percentage, or ratio is too small for it to be shown. The symbol "#" next to a block number indicates that contract rent was allocated for 20 percent or more of the renter-occupied units. The dagger symbol (†) identifies blocks for which tabulations are not available because of processing errors. If there are any such blocks in the area covered by this report, population and housing unit counts for these blocks are presented on page XII; the summary figures for places and tracts (or block numbering areas) include data for these blocks; i.e., the totals contain the above-mentioned counts as well as imputed data for the various characteristics.

Data collection procedures. — The 1970 census was conducted primarily through self-enumeration. In 1960, self-enumeration was first introduced on a nationwide scale as a substitute for the traditional census direct interview.

A census questionnaire was delivered by postal carriers to every household several days before Census Day, April 1, 1970. This questionnaire contained certain explanatory information and was accompanied by an instruction sheet; in certain areas with comparatively large proportions of Spanish-speaking persons, a Spanish version of the instruction sheet was also enclosed.

In the larger metropolitan areas and some adjacent counties, altogether containing about three-fifths of the population of the United States, the household was requested to fill out and mail back the form on Census Day. Approximately 87 percent of the households did so. The mailed-back forms were reviewed by the census enumerator (or, in some lo-

calities, a census clerk) and if the form was determined to be incomplete or inconsistent, a followup was made. The bulk of these followups were made by telephone, the rest by personal visit. For the households which did not mail back their forms, a followup was also made, in almost all cases by personal visit and in the remainder by telephone. Vacant units were enumerated by personal visit.

For the remaining two-fifths of the population, the household was requested to fill out the form and give it to the enumerator when he called; approximately 80 percent did so. Incomplete and unfilled forms were completed by interview during the enumerator's visit.

Three types of questionnaires were used throughout the country: 80 percent of the households answered a form containing a limited number of population and housing questions, and the remainder, split into 15-percent and 5-percent samples, answered forms which contained these questions as well as a number of additional questions.

The subjects covered in this report are those which were collected on a 100-percent basis. That is, the questions for these subjects appeared on all three questionnaires, the 80-percent, 15-percent, and 5-percent forms.

Processing procedures.—The 1970 census questionnaires were specially designed to be processed by FOSDIC (Film Optical Sensing Device for Input to Computers). Respondents and enumerators (and for some few items, census clerks) marked the answers in predesignated positions which could be "read" by FOSDIC, from a microfilm copy of the questionnaire, onto computer magnetic tape.

The tape containing the information from the questionnaires was processed on the Census Bureau's computers through a number of editing and tabulation steps. One of the end results of this operation was a computer tape from which the tables in this report were prepared on a cathode-ray-tube phototypesetting machine at the Government Printing Office. Another end result was the summary tape which is available for purchase, as described in the "Publication and Computer Summary Tape Program" statement at the end of this report.

DEFINITIONS AND EXPLANATIONS OF SUBJECT CHARACTERISTICS

Self-enumeration and census questionnaire.—As stated in the introductory text of this report, the 1970 census was conducted primarily through self-enumeration. The response, therefore, was based principally on the questionnaire and its accompanying instruction sheet. Furthermore, census takers were instructed to read the questions directly from the questionnaire in their telephone and personal visit interviews. The questionnaire page containing the housing questions asked on a 100-percent basis and the page of the respondent instruction sheet which relates to these questions are reproduced on pages X and XI, respectively. The definitions and explanations given below for each subject are, to a considerable extent, drawn from various technical and procedural materials used in the collection of the data. This material helped the enumerative personnel to understand more fully the intent of each question and thus to resolve problems or unusual cases. Also included is certain explanatory information to assist the user in the proper utilization of the statistics.

Comparability with 1960 data.—Although the 1970 data are generally comparable with the data collected in 1960, certain changes have been introduced. The 1960 inquiry regarding owner occupancy has been subdivided to show a separate category for cooperatives and condominiums in 1970. The 1960 question on cooking equipment was broadened to cover "complete kitchen facilities" in 1970; i.e., an installed sink with piped water, a range or cookstove, and a mechanical refrigerator. On the other hand, the 1960 question on "condition of housing unit" (i.e., sound, deteriorating, or dilapidated) was eliminated because of serious problems with response reliability.

There have also been changes in the scope of some of the tabulations. Data on characteristics of housing units are limited in 1970 to year-round units because of the difficulty of obtaining reliable information for vacant units held for migratory labor or for seasonal occupancy. Moreover, the total counts of housing units given in this report for each block, tract or block numbering area, and place or area are limited to year-round housing units. (Counts of the total housing inventory, including vacant units held for migratory labor and seasonal occupancy, are given for census tracts in series PHC(1), and for States, cities, and counties in series HC(1)-A and HC(1)-B.)

The tabulations on value and contract rent refer to slightly different sets of housing units in 1970 than in 1960. Summarized generally, the difference is that the 1970 data exclude units on places of 10 acres or more whereas the 1960 data exclude units on farms; more specific information can be obtained by comparing the rent and value definitions in the present report with those in 1960 Census of Housing Volume I. Separate figures are shown in this report for occupied units with Negro head of household. In 1960, this type of tabulation related to the total of all

household heads other than white; Negro household heads constituted 95 percent of this total in 1960 for the Nation as a whole, but this proportion varied widely among areas.

Total population.—The total population is the count of all persons living in the block including those in group quarters. The population for each block is subdivided into the following groups expressed as percent of the total population: Negro, in group quarters, under 18 years, and 62 years and over.

In accordance with census practice dating back to 1790, each person enumerated in the 1970 census was counted as an inhabitant of his usual place of residence, which is generally construed to mean the place where he lives and sleeps most of the time. This place is not necessarily the same as his legal residence, voting residence, or domicile. In the vast majority of cases, however, the use of these different bases of classification would produce substantially the same statistics, although there may be appreciable differences for a few areas.

Implementation of this practice has resulted in the establishing of residence rules for certain categories of persons whose usual place of residence is not immediately clear. Furthermore, this practice means that persons were not always counted as residents of the place where they happened to be found by the census enumerators. Persons without a usual place of residence were, however, counted where they were enumerated. Detailed information on residence rules is given in the 1970 Census of Population PC(1)-A reports.

Housing units and group quarters.—All living quarters are classified in the census as either housing units or group quarters. Usually, living quarters are in structures intended for residential use (e.g., a one-family home, apartment house, hotel or motel, boarding house, mobile home or trailer, etc.). Living quarters may also be in structures intended for nonresidential use (e.g., the rooms in a warehouse where a watchman lives), as well as in tents, caves, old railroad cars, etc.

A housing unit is a house, an apartment, a group of rooms, or a single room occupied or intended for occupancy as separate living quarters. Separate living quarters are those in which the occupants do not live and eat with any other persons in the structure and which have either (1) direct access from the outside of the building or through a common hall or (2) complete kitchen facilities for the exclusive use of the occupants. The occupants may be a single family, one person living alone, two or more families living together, or any other group of related or nonrelated persons who share living arrangements (except as described in the next paragraph on group quarters). Both occupied and vacant housing units are included in the housing inventory, except that mobile homes, trailers, tents, etc. are included only if they are occupied.

Group quarters are living arrangements for institutional inmates or for other groups containing five or more persons not related to the person in charge. Group quarters are located most frequently in institutions, boarding houses, military barracks, college dormitories, fraternity and sorority houses, hospitals, monasteries, convents, and ships. A house or apartment is considered group quarters if it is shared by the person in charge and five or more persons unrelated to him, or if there is no person in charge, by six or more unrelated persons. Information on the housing characteristics of group quarters is not collected in the census.

Year-round housing units.—Data on housing characteristics in the 1970 census reports are limited to year-round housing units; i.e., all occupied units plus vacant units intended for year-round use. Vacant units intended for seasonal occupancy and vacant units held for migratory labor are excluded because it is difficult to obtain reliable information for them. In this report, the housing unit counts are also limited to year-round units. Counts of the total housing inventory, however, are given for census tracts in series PHC(1), and for States, cities, and counties in series HC(1)-A and HC(1)-B.

Occupied housing units.—A housing unit is classified as occupied if a person or group of persons is living in it at the time of enumeration or if the occupants are only temporarily absent, for example, on vacation. However, if the persons staying in the unit have their usual place of residence elsewhere, the unit is classified as vacant.

A count of vacant year-round units may be derived by subtracting the sum of owner- and renter-occupied from the total number of year-round units. The count of vacant year-round units thus obtained includes units for sale or rent, units sold or rented but not yet occupied by the new owner or renter, units held for the occasional use of the owner, and units held off the market for other reasons.

Race.—The classification by race shown for occupied housing units refers to the race of the head of the household occupying the unit. Units with Negro heads of household are shown separately as percentages of owner- and renter-occupied housing units. The concept of race as used by the Census Bureau does not denote clear-cut scientific definition of biological stock. Rather, the data repre-

sent essentially self-classification by people according to the race with which they identify themselves.

Tenure.—A housing unit is "owner occupied" if the owner or co-owner lives in the unit, even if it is mortgaged or not fully paid for. A cooperative or condominium unit is "owner occupied" only if the owner or co-owner lives in it. All other occupied units are classified as "renter occupied" including units rented for cash rent and those occupied without payment of cash rent.

Plumbing facilities. — The category "with all plumbing facilities" consists of units which have hot and cold piped water inside the structure as well as a flush toilet and a bathtub or shower inside the structure for exclusive use of the occupants of the unit. "Lacking some or all plumbing facilities" means that the unit does not have all three specified plumbing facilities (hot and cold piped water, as well as flush toilet and bathtub or shower inside the structure), or that the toilet or bathing facilities are also for the use of the occupants of other housing units.

Units in structure.—Statistics on the number of housing units in a structure are presented in terms of the number of units in one-unit structures and in structures of 10 or more units. The data on units in 10-or-more-unit structures, however, are based on responses to the inquiry on number of units at the building address (item A on facsimile of questionnaire), and therefore, may be understated in blocks containing structures with two or more addresses.

Persons per room.—"Persons per room" is computed by dividing the number of persons in the unit by the number of rooms in the unit. The category "1.01 or more persons per room" indicates an average of more than one person to a room. The figures are shown separately for all occupied units and for occupied units with all plumbing facilities.

Average number of rooms.—Rooms to be counted include whole rooms used for living purposes, such as living rooms, dining rooms, kitchens, bedrooms, finished recreation rooms, family rooms, etc. Not counted as rooms are bathrooms, porches, balconies, foyers, halls, half-rooms, kitchenettes, strip or pullman kitchens, utility rooms, unfinished attics, basements, or other space used for storage.

The average number of rooms (arithmetic mean) was computed by dividing the sum of the rooms for each tenure group by the number of owner- or renter-occupied units, respectively. The questionnaire contained a terminal category of "9 rooms or more." For purposes of the computation, the terminal category was given a mean value of 10. As a result, 10 rooms is the arbitrary maximum average which could be obtained for any block.

Average value.—Value is the respondent's estimate of how much the property (house and lot) would sell for if it were for sale. Value data are limited to owner occupied one-family houses on less than 10 acres, without a commercial establishment or medical office on the property. Cooperatives, condominiums, mobile homes, and trailers are excluded from the value tabulations.

The average value (arithmetic mean) was computed by dividing the sum of the values by the number of owner-occupied units for which value is shown. Value was reported in class intervals, the lowest and highest intervals being "Less than $5,000" and "$50,000 or more," respectively. For purposes of the computation, the midpoints of the intervals were used except that a mean of $3,500 was assigned for values less than $5,000 and a mean of $60,000 was assigned for values of $50,000 or more. As a result, $3,500 is the arbitrary minimum and $60,000 is the arbitrary maximum average which could be obtained for any block. Average value is rounded to the nearest hundred dollars.

Average contract rent.—Contract rent is the monthly rent agreed to, or contracted for, regardless of any furnishings, utilities, or services that may be included. Contract rent data exclude one-family homes on a place of ten acres or more. The average contract rent (arithmetic mean) was computed by dividing the sum of the rental amounts by the number of renter-occupied units for which cash rent was paid; units for which no cash rent was paid were excluded from the computation. Contract rent was reported in class intervals, the lowest and highest intervals being "less than $30" and "$300 or more," respectively. For purposes of the computation, the midpoints of the intervals were used except that a mean of $25 was assigned for rents less than $30 and a mean of $350 was assigned for rents of $300 or more. As a result, $25 is the arbitrary minimum and $350 the arbitrary maximum average which could be obtained for any block. Average contract rent is rounded to the nearest dollar.

One-person households.—The data in this column refer to the number of housing units occupied by only one person.

With female head of family.—Housing units are occupied by either "families" or "primary individuals." The term "family" refers to the head of

the household and all (one or more) other persons in the household related to the head by blood, marriage, or adoption. If nobody in the household is related to the head, then the unit is not occupied by a family but by a "primary individual."

A housing unit occupied by a "family" may or may not contain persons unrelated to the head of the family, such as roomers, boarders, servants, etc.

The category "female head of family" comprises all housing units occupied by families with female heads regardless of their marital status. Included are female heads of families with no spouse and female heads of families whose husbands are living away from their families, as for example, husbands in the Armed Forces living on military reservations.

With roomers, boarders, or lodgers.—This column refers to the number of housing units containing one or more roomers, boarders, or lodgers. Not included as "roomers, boarders, or lodgers" are foster children or wards, servants who live in, companions, and partners.

ACCURACY OF THE DATA

Editing.—Human and mechanical errors occur in any mass statistical operation such as a decennial census. Errors during the data collection phase can include failure to obtain required information from respondents, obtaining incorrect or inconsistent information, and recording information in the wrong place or incorrectly. Errors can also occur during the field review of the enumerator's work, the clerical handling of the questionnaires, and the various stages of the electronic processing of the material. Careful efforts are made in every census to keep the errors in each step at an acceptably low lovel. Quality control and check measures are utilized throughout the census operation. As was done for the 1950 and 1960 censuses, evaluative material on many aspects of the 1970 census will be published as soon as the appropriate data are accumulated and analyzed. A major concern in the evaluation work is to ascertain, insofar as possible, the degree of completeness of the count of both population and housing units.

The objective of the processing operation is to produce a set of statistics that describes the Nation's housing as accurately and clearly as possible. To meet this objective, certain unacceptable entries were edited.

Whenever information was missing, an allocation procedure was used to assign an entry, thereby eliminating the need for a "not reported" category in the tabulations. The assignment was based on related information reported for the housing unit or on information reported for a similar unit in the immediate neighborhood. For example, if tenure for an occupied unit was omitted but a rental amount was reported, the computer automatically edited tenure to "rented for cash rent." On the other hand, if the unit was reported as rented but the amount of rent was missing, the computer automatically assigned the rent that was reported for the preceding renter-occupied unit.

A similar procedure was used when the information reported for an item was inconsistent with other information reported for the unit. For example, if a housing unit was enumerated as having no piped water but having both a bathtub (or shower) and flush toilet for the exclusive use of the occupants of the unit, the computer edited water supply to "hot and cold water," a category considered to be consistent with the reported bathing and toilet facilities.

Specific tolerances were established for the number of computer allocations that would be permitted. If the number of corrections was beyond tolerance, the questionnaires in which the errors occurred were clerically reviewed. If it was found that the errors resulted from damaged questionnaires, improper microfilming, faulty reading by FOSDIC of undamaged questionnaires, or other types of machine failure, the questionnaires were reprocessed.

Block number check.—Through a detailed edit accomplished largely on the electronic computer, most of the errors in reporting block numbers were corrected. A control tape was created, listing the block numbers shown on the map for each enumeration district and each census tract. In certain large metropolitan areas, the control tape also contained the serial numbers assigned to each housing unit in the block. For each questionnaire, the computer compared the serial number and/or the block number, the enumeration district, and the census tract to the control tape. When an inconsistency was detected or when the block number on the questionnaire was blank, the computer changed the block number or assigned a number that was consistent with the control tape.

Specific tolerances were established for the number of block number changes and reassignments that would be permitted for each enumeration district. If the number was beyond tolerance, a clerical review was performed. In the clerical review, the enumerator's records were examined for comments and explanations, the addresses of the housing units involved were checked with the map, and block numbers were assigned as appropriate. Clerical review was required also when the control tape contained block numbers which were not reported by the enumerator.

FACSIMILE OF QUESTIONNAIRE PAGE SHOWING 100-PERCENT HOUSING QUESTIONS

A. How many living quarters, occupied and vacant, are at this address?

- ○ One
- ○ 2 apartments or living quarters
- ○ 3 apartments or living quarters
- ○ 4 apartments or living quarters
- ○ 5 apartments or living quarters
- ○ 6 apartments or living quarters
- ○ 7 apartments or living quarters
- ○ 8 apartments or living quarters
- ○ 9 apartments or living quarters
- ○ 10 or more apartments or living quarters
- ○ This is a mobile home or trailer

Answer these questions for your living quarters

H1. Is there a telephone on which people in your living quarters can be called?

- ○ Yes → **What is the number?** _____ *Phone number*
- ○ No

H2. Do you enter your living quarters—

- ○ Directly from the outside or through a common or public hall?
- ○ Through someone else's living quarters?

H3. Do you have complete kitchen facilities?
Complete kitchen facilities are a sink with piped water, a range or cook stove, and a refrigerator.

- ○ Yes, for this household only
- ○ Yes, but also used by another household
- ○ No complete kitchen facilities for this household

H4. How many rooms do you have in your living quarters?
Do not count bathrooms, porches, balconies, foyers, halls, or half-rooms.

- ○ 1 room
- ○ 2 rooms
- ○ 3 rooms
- ○ 4 rooms
- ○ 5 rooms
- ○ 6 rooms
- ○ 7 rooms
- ○ 8 rooms
- ○ 9 rooms or more

H5. Is there hot and cold piped water in this building?

- ○ Yes, hot and cold piped water in this building
- ○ No, only cold piped water in this building
- ○ No piped water in this building

H6. Do you have a flush toilet?

- ○ Yes, for this household only
- ○ Yes, but also used by another household
- ○ No flush toilet

H7. Do you have a bathtub or shower?

- ○ Yes, for this household only
- ○ Yes, but also used by another household
- ○ No bathtub or shower

H8. Is there a basement in this building?

- ○ Yes
- ○ No, built on a concrete slab
- ○ No, built in another way *(include mobile homes and trailers)*

H9. Are your living quarters—

- ○ Owned or being bought by you or by someone else in this household? *Do not include cooperatives and condominiums here.*
- ○ A cooperative or condominium which is owned or being bought by you or by someone else in this household?
- ○ Rented for cash rent?
- ○ Occupied without payment of cash rent?

H10a. Is this building a one-family house?

- ○ Yes, a one-family house
- ○ No, a building for 2 or more families or a mobile home or trailer

b. *If "Yes"*— **Is this house on a place of 10 acres or more, or is any part of this property used as a commercial establishment or medical office?**

- ○ Yes, 10 acres or more
- ○ Yes, commercial establishment or medical office
- ○ No, none of the above

H11. *If you live in a one-family house which you own or are buying—*
What is the value of this property; that is, how much do you think this property (house and lot) would sell for if it were for sale?

- ○ Less than $5,000
- ○ $5,000 to $7,499
- ○ $7,500 to $9,999
- ○ $10,000 to $12,499
- ○ $12,500 to $14,999
- ○ $15,000 to $17,499
- ○ $17,500 to $19,999
- ○ $20,000 to $24,999
- ○ $25,000 to $34,999
- ○ $35,000 to $49,999
- ○ $50,000 or more

If this house is on a place of 10 acres or more, or if any part of this property is used as a commercial establishment or medical office, do not answer this question.

H12. *Answer this question if you pay rent for your living quarters.*

a. *If rent is paid by the month*—
What is the monthly rent?

Write amount here → $ _____.00 *(Nearest dollar)*

and

Fill one circle

- ○ Less than $30
- ○ $30 to $39
- ○ $40 to $49
- ○ $50 to $59
- ○ $60 to $69
- ○ $70 to $79
- ○ $80 to $89
- ○ $90 to $99
- ○ $100 to $119
- ○ $120 to $149
- ○ $150 to $199
- ○ $200 to $249
- ○ $250 to $299
- ○ $300 or more

b. *If rent is not paid by the month*—
What is the rent, and what period of time does it cover?

$ _____ .00 per _____
(Nearest dollar) *(Week, half-month, year, etc.)*

FOR CENSUS ENUMERATOR'S USE ONLY

a4. Block number	a5. Serial number
Ø ○ ○ ○	Ø ○ ○ ○ Ø
1 ○ ○ ○	1 ○ ○ ○ 1
2 ○ ○ ○	2 ○ ○ ○ 2
3 ○ ○ ○	3 ○ ○ ○ 3
4 ○ ○ ○	4 ○ ○ ○ 4
5 ○ ○ ○	5 ○ ○ ○ 5
6 ○ ○ ○	6 ○ ○ ○ 6
7 ○ ○ ○	7 ○ ○ ○ 7
8 ○ ○ ○	8 ○ ○ ○ 8
9 ○ ○ ○	9 ○ ○ ○ 9

B. Type of unit or quarters

Occupied
- ○ First form
- ○ Continuation

Vacant
- ○ Regular
- ○ Usual residence elsewhere

Group quarters
- ○ First form
- ○ Continuation

For a vacant unit, also fill C, D, A, H2 to H8, and H10 to H12

C. Vacancy status

Year round—
- ○ For rent
- ○ For sale only
- ○ Rented or sold, not occupied
- ○ Held for occasional use
- ○ Other vacant

- ○ Seasonal
- ○ Migratory

D. Months vacant

- ○ Less than 1 month
- ○ 1 up to 2 months
- ○ 2 up to 6 months
- ○ 6 up to 12 months
- ○ 1 year up to 2 years
- ○ 2 years or more

C/O ○ ○

FACSIMILE OF RESPONDENT INSTRUCTIONS FOR THE 100-PERCENT HOUSING QUESTIONS

A. Mark only one circle. **This address** means the house or building number where your living quarters are located.

H1. Mark **Yes** and enter telephone number, even if the telephone is in another apartment or building.

H2. Mark the second circle only if you **must** go through someone else's living quarters to get to your own.

H3. The kitchen sink, stove, and refrigerator do **not** have to be in the same room.

Also used by another household means that someone else who lives in the same building, but is not a member of your household, also uses the equipment. Mark this circle also if the occupants of living quarters now vacant would also use the equipment.

H4. Count only whole rooms used for living purposes, such as living rooms, dining rooms, kitchens, bedrooms, finished recreation rooms, family rooms, etc. Do **not** count kitchenettes, strip or pullman kitchens; utility rooms; or unfinished attics, basements, or other space used for storage.

H5. Mark **hot water** even if you have it only part of the time.

H6, H7. See instructions for H3 for meaning of **Also used by another household.**

H8. A house has a **basement** if there is enclosed space in which persons can walk upright under all or part of the building. A house on a **concrete slab** has no basement and no air or crawl space below it. A house built **in another way** is one directly on the ground or resting on a foundation or posts to provide crawl space.

H9. **Owned or being bought** means that the living quarters are owned outright or are mortgaged. Also mark **Owned or being bought** if the living quarters are owned but the land is rented.

Mark **Rented for cash rent** if any money rent is paid. Rent may be paid by persons who are not members of your household.

Occupied without payment of cash rent includes, for example, a parsonage, a house or apartment provided free of rent by the owner, or a house or apartment occupied by a janitor or caretaker in exchange for services.

H10. **A commercial establishment** is easily recognized from the outside; for example, a grocery store or barber shop. A **medical office** is a doctor's or dentist's office regularly visited by patients. If your house is on a place of 10 acres or more **and** also contains a commercial establishment or medical office, mark **Yes, 10 acres or more.**

H11. Include the value of the house, the land it is on, and any other structures on the same property. If the house is owned but the land is rented, estimate the combined value of the house **and** the land.

H12. Report the rent agreed to or contracted for, even if the furnishings, utilities, or services are included.

a. If you pay rent by the month, write in the amount of rent and fill one circle.

b. If rent is **not** paid by the month, answer both parts of **b.** For example, **$20** per **week, $1,500** per **year,** etc.

H13. If exact costs are not known, estimate as closely as possible. Report amounts even if bills are unpaid or are paid by someone else. If the bills include utilities or fuel used also by another apartment or a business establishment, estimate the amounts for your own living quarters. If gas and electricity are billed together, enter the combined amount on the electricity line and bracket ({) the two utilities.

CORRECTION NOTE

(The revisions described below are not reflected in the tables of this report.)

In Forsyth County tract 5 is a nonexistent tract. The data shown for this tract refer to tract 1, with the exception of block 114 (a portion of which is also in tract 5.01) and block 115. The corrected population and year-round housing unit counts for blocks 114 and 115 are: tract 1, block 114--2 and 1; tract 5.01, block 114--135 and 42, and block 115--118 and 45.

In Forsyth County tract 14, portions of the data in blocks 104, 105, 106, 202, 204, 211, 214, 217, 218, 220, and 221 refer to tract 4, block 418. In addition, a portion of the data shown for block 213, refers to block 223. The corrected population and year-round housing unit counts for these blocks are: tract 14, block 104--23 and 10, block 105--6 and 1, block 106--37 and 12, block 202--3 and 1, block 204--177 and 77, block 211--230 and 77, block 213--49 and 17, block 214--28 and 8, block 217--56 and 19, block 218--55 and 16, block 220--112 and 45, block 221--41 and 18, block 223--43 and 15, tract 4, block 418--185 and 97.

In Forsyth County, the data shown for tract 16.01, block 128 (which is nonexistent) refer to tract 16.02, block 128. The corrected population and year-round housing unit counts for block 128 are 138 and 39.

In Forsyth County, a portion of the data shown for tract 26.02, block 906 refers to block 901. The corrected population and year-round housing unit counts for these two blocks are: 901--491 and 144 and block 906--105 and 28.

In Forsyth County tract 29.02, portions of the data shown for blocks 211, 301, 302, and 312 refer to tract 29.01, block 103, and a portion of the data in block 901 refers to tract 29.01, block 901. Portions of the data shown for blocks 109, 202, and 204, 205, 206 refer to tract 30, block 948 and portions of blocks 208, 209, 211, 301, 302, and 303 refer to tract 30, block 947. The corrected population and year-round housing unit counts for these blocks are: tract 29.02, block 109--82 and 24, block 202--52 and 16, block 204--127 and 35, block 205--67 and 18, block 206--60 and 14, block 208--151 and 48, block 209--212 and 68, block 211--132 and 43, block 301--346 and 109, block 302--143 and 49, block 303--171 and 58, block 312--8 and 4, and block 901--116 and 39; tract 29.01, block 103--602 and 189 and block 901--237 and 75; tract 30, block 947--295 and 95 and block 948--59 and 20.

In Forsyth County tract 30, the data shown for blocks 101, 106, 143, and 940 (which are nonexistent) refer to blocks 103, 906, 941, and 943. The corrected population and year-round housing unit counts for these blocks are: block 103--215 and 79, block 906--118 and 39, block 941--22 and 7, and block 943--595 and 188.

In Forsyth County tract 33.01, a portion of the data in blocks 217 and 222 refers to tract 34, block 914. The corrected population and year-round housing unit counts are: tract 33.01, block 217--66 and 18 and block 222--28 and 8; tract 34, block 914--25 and 6.

In Forsyth County tract 38.02, portions of the data shown for block 102 refer to block 903 and portions to tract 38.01, block 102. The data shown for block 217 (which is nonexistent) refer to block 211. The corrected population and year-round housing unit counts for these blocks are: tract 38.02, block 102--51 and 19 and block 903--120 and 33; tract 38.01, block 102--38 and 14.

In Forsyth County tract 39.01, the data shown for block 315 (which is nonexistent) refer to tract 39.02, block 315. The corrected population and year-round housing unit counts for tract 39.02, block 315 are 338 and 95.

Table 1. Characteristics of Housing Units and Population, for Places of 2,500 Inhabitants or More: 1970

[Data exclude vacant seasonal and vacant migratory housing units. For minimum base for derived figures (percent, average, etc.) and meaning of symbols, see text]

Places	Total population	Percent of total population				Year-round housing units				Occupied housing units													
								Units in—		Owner					Renter					1.01 or more persons per room				
		Negro	In group quarters	Under 18 years	62 years and over	Total	Lacking some or all plumbing facilities	One unit structures	Structures of 10 or more units	Total	Lacking some or all plumbing facilities	Average number of rooms	Average value (dollars)	Percent Negro	Total	Lacking some or all plumbing facilities	Average number of rooms	Average contract rent (dollars)	Percent Negro	Total	With all plumbing facilities	One-person households	With female head of family	With roomers, boarders, or lodgers
Winston-Salem	132913	34	4	33	11	44906	968	33463	2467	23218	267	6.0	19300	20	19416	577	4.2	79	46	3435	3322	8237	5872	1402

Table 2. **Characteristics of Housing Units and Population, by Blocks: 1970** **Forsyth County, N.C.**

[Data exclude vacant seasonal and vacant migratory housing units. For minimum base for derived figures (percent, average, etc.) and meaning of symbols, see text]

Blocks Within Census Tracts	Total population	Percent of total population				Year-round housing units				Occupied housing units													
								Units in—		Owner					Renter					1.01 or more persons per room				
		Negro	In group quarters	Under 18 years	62 years and over	Total	Lacking some or all plumbing facilities	One-unit structures	Structures of 10 or more units	Total	Lacking some or all plumbing facilities	Average number of rooms	Average value (dollars)	Percent Negro	Total	Lacking some or all plumbing facilities	Average number of rooms	Average contract rent (dollars)	Percent Negro	Total	With all plumbing facilities	One-person households	With female head of family	With roomers, boarders, or lodgers
1	69	–	17	4	39	30	–	22	–	15	–	4.9	13700	–	13	–	5.1	68	–	1	1	12	5	5
326	8	–	–	25	25	5	–	2	–	1	...	...	...	–	3	...	...	...	–	...	...	...	...	...
327	42	–	29	–	36	17	–	13	–	12	–	4.3	11500	–	4	...	...	...	–	–	–	8	1	2
331	19	–	–	5	53	8	–	7	–	2	...	...	...	–	6	–	5.7	57	–	1	1	3	2	3
2	2290	71	5	31	17	1072	127	444	23	79	7	6.0	11700	30	816	97	3.8	55	69	106	92	367	168	87
104	95	79	7	40	14	34	4	16	–	1	...	...	...	...	24	2	5.5	53	83	4	4	4	11	7
105	5	100	–	40	–	2	...	...	...	...	...	...	...	...	...	...	...	...	...	...	...	...	...	...
107	40	88	–	23	15	13	1	13	–	–	–	–	–	–	12	1	6.1	63	83	1	–	1	1	2
108	32	66	–	31	16	12	1	12	–	1	...	...	...	...	10	–	3.9	51	60	3	3	3	1	2
112	10	70	70	10	30	2	...	...	...	...	...	...	...	...	...	...	...	...	...	...	...	...	...	...
113	27	100	–	59	–	6	–	6	–	–	–	–	–	–	6	–	5.7	52	100	2	2	1	–	–
114	17	100	–	6	12	14	–	5	–	–	–	–	–	–	11	–	3.7	43	100	–	–	6	–	3
116	3	...	...	...	...	2	...	...	...	...	...	...	...	...	...	...	...	...	...	...	...	...	...	...
117	32	100	–	6	25	18	–	1	–	–	–	–	–	–	18	–	3.1	47	100	1	1	10	2	1
201	65	100	–	34	19	37	16	17	3	2	...	...	...	...	23	10	3.8	47	100	3	1	11	7	4
202	100	97	–	28	18	66	11	12	2	1	...	...	...	...	51	8	2.7	44	96	6	4	32	8	5
203	71	99	–	25	27	39	4	9	–	4	...	...	...	...	32	3	3.7	51	97	2	2	16	8	2
204	143	100	–	29	15	67	2	7	5	–	–	–	–	–	63	2	3.5	55	100	10	8	30	10	9
205	18	94	–	11	33	15	4	2	–	–	–	–	–	–	12	4	3.1	38	92	1	–	8	–	1
206	3	...	...	...	...	1	...	...	...	...	...	...	...	...	...	...	...	...	...	...	...	...	...	...
209	–	–	–	–	–	1	...	...	...	...	...	...	...	–	...	...	...	...	–	...	...	...	...	...
210	16	25	–	–	75	13	4	10	–	1	...	...	...	...	8	3	2.6	60	38	1	–	5	–	3
211	36	69	–	53	3	20	5	14	–	1	...	...	...	...	9	2	5.1	43	33	2	2	3	3	–
212	4	...	...	...	...	2	...	...	...	...	...	...	...	...	...	...	...	...	...	...	...	...	...	...
213	12	–	–	25	8	3	...	...	...	...	...	...	...	–	...	...	...	...	–	...	...	...	...	...
214	38	47	–	26	26	26	5	14	–	2	...	...	...	...	16	4	4.1	54	31	2	2	10	1	–
215	40	5	15	5	33	25	2	13	–	3	...	...	...	...	16	1	3.3	71	6	1	1	9	1	2
216	29	10	24	24	38	13	–	7	–	2	...	...	...	...	8	–	3.4	83	13	1	1	4	1	–
301	99	1	20	7	17	67	3	14	7	3	...	...	...	...	46	2	3.4	80	2	1	1	26	5	3
302	120	18	6	21	22	60	1	17	–	7	–	5.0	...	–	45	1	3.7	70	11	3	3	21	7	4
303	111	5	–	15	18	59	3	22	1	14	1	6.6	19400	–	42	2	3.5	80	2	3	3	24	4	4
305	57	83	–	32	9	30	–	6	2	–	–	–	–	–	24	–	4.0	62	75	2	2	7	4	–
306	75	100	12	51	4	23	–	17	–	1	...	...	...	...	18	–	4.3	59	100	2	2	2	3	–
307	99	18	8	27	9	51	–	20	–	8	–	5.1	7900	13	32	–	3.6	59	9	2	2	12	8	3
308	26	89	–	54	4	5	1	3	–	–	–	–	–	–	5	1	4.8	77	60	2	2	1	–	–
312	1	...	...	...	...	1	...	...	...	...	...	...	...	...	...	...	...	...	...	...	...	...	...	...
315	49	33	–	22	35	28	1	16	–	3	...	...	...	...	19	–	4.3	49	26	3	2	9	7	3
401	70	100	–	63	4	15	1	11	–	3	...	...	...	...	11	1	5.5	68	100	7	7	2	3	2
404	46	94	–	39	22	17	4	16	–	3	...	...	...	...	13	3	4.5	44	85	1	1	6	5	1
405	63	33	52	10	16	16	6	7	2	3	...	...	...	...	11	4	3.5	48	64	–	–	7	2	–
406	111	100	5	41	13	40	10	12	–	–	–	–	–	–	36	10	4.0	41	100	6	5	12	12	6
408	41	98	–	29	20	26	11	16	–	1	...	...	...	...	20	7	3.3	41	100	1	1	13	5	3
409	78	100	9	46	13	29	3	23	–	2	...	...	...	...	19	3	3.7	38	100	6	6	8	6	2
410	44	100	–	34	27	23	1	7	–	–	–	–	–	–	20	1	3.4	41	100	4	3	9	4	1
411	49	100	–	37	10	24	12	7	1	–	–	–	–	–	20	12	4.1	41	100	1	–	8	6	1
412	41	76	–	42	20	11	–	10	–	5	–	5.4	14000	40	6	–	4.3	47	100	2	2	3	2	3
413	84	80	–	44	13	35	1	14	–	2	...	...	...	...	28	1	3.7	53	86	5	5	11	7	1
415	46	100	–	44	20	16	–	15	–	1	...	...	...	...	15	–	3.4	45	100	4	4	7	3	2
416	14	100	–	43	–	4	...	...	...	...	...	...	...	...	...	...	...	...	...	...	...	...	...	...
417	78	100	–	28	27	37	4	16	–	–	–	–	–	–	35	4	3.3	42	100	5	5	15	10	1
418	52	96	–	27	23	24	5	8	–	1	...	...	...	...	19	4	3.8	49	95	4	3	6	7	5
3.01	4175	98	–	42	12	1526	39	753	26	200	4	5.1	10900	91	1194	33	3.8	49	100	275	270	410	408	68
101	84	99	–	45	13	31	–	20	–	4	...	...	...	...	24	–	3.3	44	96	6	6	8	4	1
102	16	100	–	25	25	12	–	7	–	–	–	–	–	–	11	–	3.5	47	100	–	–	8	2	–
103	400	100	–	61	5	101	1	26	3	–	–	–	–	–	100	1	4.4	49	100	32	31	20	63	1
104	256	100	2	46	11	85	3	31	4	1	...	...	...	...	81	3	4.2	48	100	15	15	23	37	3
105#	97	99	–	38	17	39	–	23	1	8	–	5.8	11400	100	26	–	4.1	48	100	6	6	14	11	3
106	82	95	–	33	13	41	–	18	–	8	–	5.5	11000	88	27	–	3.6	45	100	2	2	12	9	2
107	172	100	–	36	11	67	1	19	2	4	...	...	...	...	56	1	3.9	62	100	10	10	16	8	–
108	181	85	–	56	6	60	–	27	2	8	–	6.1	19500	–	46	–	4.0	46	100	13	13	10	30	1
201	391	92	–	47	12	163	6	58	–	7	–	5.4	14500	–	128	5	3.7	46	98	25	24	52	38	10
202	137	100	–	28	22	55	2	22	–	7	–	4.6	8300	100	45	2	3.8	56	100	6	5	9	15	4
204	69	100	–	38	17	22	–	22	–	5	–	4.2	11300	100	17	–	5.0	69	100	2	2	2	5	–
205	47	100	–	28	13	15	–	13	2	10	–	4.4	12900	100	5	–	4.2	...	100	2	2	1	1	–
206	51	100	–	39	14	13	–	13	–	11	–	5.4	13700	100	2	...	...	...	...	3	3	–	2	1
207	102	100	–	39	3	46	–	2	12	–	–	–	–	–	40	–	3.3	71	100	3	3	14	11	–
208	63	100	–	22	8	20	–	20	–	14	–	4.4	10400	100	6	–	4.0	62	100	3	3	–	2	1
209	50	96	–	28	30	17	–	17	–	11	–	4.8	10900	91	6	–	4.2	52	100	3	3	1	4	1
210	32	100	–	34	16	8	–	7	–	5	–	5.0	...	100	3	...	...	...	...	3	3	1	–	1
301	217	99	–	41	18	68	2	58	–	24	1	4.8	11600	100	44	1	3.6	46	100	15	15	20	15	5
302	78	100	–	30	21	29	2	25	–	8	1	5.8	10900	100	19	1	3.6	49	100	5	5	7	5	1
303	74	100	–	35	11	28	–	22	–	6	–	4.3	6200	100	20	–	3.7	46	100	6	6	8	5	–
304	56	100	–	39	13	26	2	12	–	2	...	...	...	...	21	2	3.6	41	100	6	5	10	5	1
305	89	99	–	38	14	32	–	17	–	4	...	...	...	...	25	–	4.2	45	100	6	6	12	5	2
306	99	100	–	36	12	47	2	18	–	1	...	...	...	...	41	1	3.5	40	100	6	6	19	10	4
307	138	100	–	28	11	65	1	21	–	3	...	...	...	...	59	1	3.5	47	100	7	7	25	13	1
308	29	100	–	45	14	14	–	13	–	–	–	–	–	–	12	–	3.6	48	100	3	3	7	1	–
309	30	100	–	40	20	9	–	9	–	1	...	...	...	...	8	–	3.9	46	100	3	3	2	2	2
310	111	100	–	45	14	34	–	20	–	3	...	...	...	...	28	–	4.1	54	100	8	8	10	8	2
401	31	100	–	19	19	9	–	8	–	5	–	5.6	...	100	4	...	...	...	...	2	2	2	1	–
402	108	99	–	40	15	37	–	25	–	6	–	6.2	10000	100	29	–	3.9	48	100	8	8	10	11	2
403	146	100	–	41	12	47	3	32	–	8	1	4.5	10200	100	36	2	4.0	43	100	11	11	13	13	4
404	80	98	–	34	21	30	1	27	–	9	–	4.2	9100	89	19	1	3.8	54	95	5	5	8	9	5
405	61	100	–	39	7	22	1	12	–	–	–	–	–	–	21	1	4.1	47	100	4	4	8	3	–
406#	51	100	–	22	18	21	1	11	–	8	–	5.8	7500	100	11	1	3.2	47	100	3	3	5	7	–
407	145	100	–	46	4	45	–	20	–	–	–	–	–	–	45	–	4.0	57	100	10	10	10	13	2
408	206	99	–	46	8	86	6	22	–	4	...	...	...	...	67	5	3.2	43	99	18	17	19	23	4

Table 2. Characteristics of Housing Units and Population, by Blocks: 1970—Con.

[Data exclude vacant seasonal and vacant migratory housing units. For minimum base for derived figures (percent, average, etc.) and meaning of symbols, see text]

Blocks Within Census Tracts	Total population	Percent of total population: Negro	In group quarters	Under 18 years	62 years and over	Year-round housing units: Total	Lacking some or all plumbing facilities	Units in—: One-unit structures	Structures of 10 or more units	Occupied housing units: Owner: Total	Lacking some or all plumbing facilities	Average number of rooms	Average value (dollars)	Percent Negro	Renter: Total	Lacking some or all plumbing facilities	Average number of rooms	Average contract rent (dollars)	Percent Negro	1.01 or more persons per room: Total	With all plumbing facilities	One-person households	With female head of family	With roomers, boarders, or lodgers
409	95	100	–	47	6	40	2	16	–	3	...	...	...	...	29	2	3.5	49	100	8	8	10	8	2
410	101	100	–	43	16	42	3	20	–	2	...	...	...	...	33	3	3.6	47	100	7	7	14	9	2
3.02	2868	100	–	33	15	947	17	787	15	464	8	5.5	12500	99	454	9	4.3	61	99	123	120	175	219	56
101	50	100	–	50	10	11	–	11	–	9	–	5.1	14200	100	2	...	...	...	...	3	3	1	2	–
102	142	100	–	31	15	43	–	42	–	38	–	6.4	15900	100	5	–	5.2	81	100	3	3	4	4	2
103	147	100	–	35	10	48	2	33	11	25	1	5.7	15000	100	20	1	4.6	71	100	5	3	5	10	2
104	131	100	–	34	10	34	–	33	–	29	–	5.2	13800	100	5	–	4.6	...	100	4	4	2	6	2
106	92	99	–	19	23	38	–	31	–	23	–	6.0	12200	100	15	–	4.2	56	100	2	2	10	10	1
107	185	100	–	41	5	56	–	21	2	7	–	5.6	13600	100	48	–	4.1	63	100	14	14	8	12	3
108	142	99	–	28	19	44	–	44	–	34	–	5.6	12700	100	10	–	5.1	66	90	4	4	5	17	4
109	62	100	–	31	19	20	–	17	–	10	–	5.7	6900	100	10	–	4.1	78	100	4	4	5	4	1
110	37	100	–	41	5	15	–	15	–	4	...	...	...	...	10	–	4.4	58	100	2	2	5	4	–
201#	51	100	–	31	6	21	1	15	–	1	...	...	...	...	17	1	3.8	50	100	1	1	5	5	1
202#	144	100	2	29	18	49	1	39	2	22	1	5.0	8300	100	25	–	4.2	65	100	7	7	14	9	4
203#	62	100	–	44	10	17	–	17	–	1	...	...	...	...	16	–	4.4	60	100	3	3	1	11	3
205#	141	100	–	36	12	35	3	31	–	13	1	5.1	7000	100	22	2	4.4	52	100	9	8	3	12	2
206#	13	100	–	8	8	6	–	3	–	–	–	–	–	–	6	–	3.3	32	100	–	–	1	1	2
207	46	100	–	20	30	20	–	18	–	7	–	5.6	9800	100	13	–	4.2	50	100	–	–	6	7	2
208#	89	100	–	34	19	30	–	21	–	10	–	5.1	9000	100	18	–	4.0	59	100	6	6	5	10	2
209#	57	93	–	46	5	16	–	14	–	5	–	5.0	7800	60	10	–	4.8	54	90	3	3	4	5	1
301	45	100	–	36	16	13	1	11	–	7	–	6.4	13000	100	6	1	4.8	60	100	3	3	3	2	1
302#	240	100	–	35	8	95	1	46	–	13	–	5.1	10100	100	79	1	3.9	62	99	11	11	29	22	4
303	70	100	–	26	26	32	2	32	–	5	1	5.8	16500	100	22	1	4.5	61	100	1	1	7	5	3
304	147	100	–	26	25	54	2	47	–	26	–	5.6	11300	100	26	2	4.2	56	100	7	7	10	15	3
305	23	100	–	17	17	10	1	10	–	8	1	6.0	13400	100	2	...	...	...	...	1	1	2	4	–
306	48	98	–	29	23	18	1	18	–	12	1	5.1	13500	92	5	–	4.6	63	100	2	2	3	3	2
307	77	100	–	40	14	21	–	19	–	12	–	4.9	12500	100	9	–	4.4	59	100	4	4	3	7	3
308	195	100	–	34	13	60	–	60	–	38	–	5.3	12700	100	20	–	4.3	63	100	6	6	5	11	2
401	94	100	–	39	16	29	–	29	–	16	–	4.9	9800	100	11	–	4.6	57	100	6	6	8	3	–
402#	149	100	–	22	24	58	2	56	–	44	2	5.2	13800	100	13	–	5.1	70	100	3	3	12	8	3
403	67	100	–	36	8	20	–	20	–	16	–	5.7	14700	100	4	...	...	...	...	4	4	4	2	1
405	26	96	–	50	23	7	–	7	–	6	–	5.5	13500	100	1	...	...	...	...	2	2	1	2	–
406	31	100	–	45	19	7	–	7	–	6	–	5.3	12900	100	1	...	...	...	...	2	2	2	2	1
407	31	100	–	36	16	10	–	10	–	9	–	4.9	13500	100	1	...	...	...	...	1	1	2	2	–
408	34	100	–	29	6	10	–	10	–	8	–	5.3	11800	100	2	...	...	...	...	–	–	–	2	1
4	6485	96	–	45	8	1762	20	1185	20	610	4	5.8	12500	92	1084	15	4.6	64	94	349	347	268	514	93
101	23	17	–	26	35	11	–	11	–	1	...	...	...	...	7	–	4.3	46	14	1	1	1	4	–
103	56	79	–	38	4	16	–	14	–	3	...	...	...	...	13	–	4.3	69	54	4	4	1	3	1
104	215	94	–	46	7	52	–	43	–	25	–	6.3	10600	72	25	–	6.0	94	100	8	8	7	13	5
105	247	100	–	41	3	75	–	25	–	15	–	6.1	11400	100	53	–	4.3	70	100	11	11	10	19	2
106	19	100	–	68	–	3	...	...	...	...	...	...	...	...	...	...	...	...	...	...	...	...	...	...
108	24	100	–	33	33	7	–	6	–	4	...	...	...	...	3	...	...	...	...	–	–	2	2	–
109	116	97	–	44	7	29	–	26	–	17	–	5.2	10600	88	10	–	4.3	71	100	8	8	2	2	1
110	57	98	–	33	14	17	–	15	–	11	–	4.8	11100	91	6	–	4.0	68	100	3	3	3	1	–
111	33	100	–	42	9	9	–	9	–	4	...	...	...	...	4	...	...	...	...	4	4	1	1	1
112	125	92	–	38	10	32	1	29	–	17	1	6.2	11100	82	13	–	5.8	84	92	5	5	4	6	1
113	100	100	–	47	1	18	1	17	–	8	–	6.1	11600	100	10	1	6.7	94	100	4	4	–	5	1
114	104	100	–	48	1	25	–	19	–	10	–	6.2	10400	100	12	–	4.3	75	100	7	7	3	2	–
115	24	100	–	50	–	4	...	...	...	...	...	...	...	...	...	...	...	...	...	...	...	...	...	...
116	56	100	–	41	11	18	–	17	–	12	–	4.3	10200	100	6	–	4.3	65	100	3	3	3	2	–
201	9	100	–	56	–	2	...	...	...	...	...	...	...	...	...	...	...	...	...	...	...	...	...	...
202	94	97	–	44	9	22	–	20	–	15	–	6.6	9400	93	7	–	5.4	84	100	3	3	2	4	3
203	82	100	–	31	18	19	–	17	–	10	–	5.8	12800	100	9	–	5.6	68	100	6	6	5	6	2
204	92	97	–	51	2	22	–	19	–	15	–	5.9	10900	93	5	–	4.0	85	100	6	6	2	5	1
205	35	83	–	11	29	14	–	12	–	11	–	6.1	11000	91	2	...	...	...	...	–	–	2	4	1
206	82	93	–	46	9	23	–	23	–	19	–	5.6	15400	95	3	...	...	...	...	5	5	3	3	2
208	6	100	–	17	17	2	...	...	...	...	...	...	...	...	...	...	...	...	...	...	...	...	...	...
209	2	...	...	...	...	1	...	...	...	...	...	...	...	...	...	...	...	...	...	...	...	...	...	...
211	80	98	–	35	20	24	–	22	–	9	–	5.2	10900	89	14	–	5.3	72	93	4	4	5	3	–
212	64	100	–	47	2	14	3	12	–	–	–	–	–	–	14	3	5.4	70	100	3	3	3	4	–
213	10	80	–	30	30	3	...	...	...	...	...	...	...	...	...	...	...	...	...	...	...	...	...	...
214	130	100	–	44	10	30	–	21	–	9	–	6.3	9100	100	21	–	6.0	79	100	7	7	1	11	4
215	100	97	–	41	14	29	1	16	–	5	–	6.0	...	80	24	1	4.2	62	92	6	6	10	5	3
216	33	100	–	30	6	10	–	8	–	3	...	...	...	...	6	–	5.0	70	100	2	2	1	2	1
217#	57	100	–	35	7	14	2	4	–	–	–	–	–	–	14	2	5.4	76	100	2	1	3	3	–
301	25	100	–	28	16	7	–	5	–	–	–	–	–	–	7	–	6.1	70	100	1	1	–	2	–
303	52	100	–	58	–	11	1	5	–	–	–	–	–	–	11	1	5.0	67	100	3	3	2	3	2
304	578	100	–	51	8	174	2	89	–	3	...	...	...	...	163	1	4.4	54	100	32	32	30	88	11
305	64	100	–	34	11	25	–	7	9	–	–	–	–	–	22	–	3.2	45	100	6	6	8	6	2
306	141	100	–	40	6	55	1	9	8	1	...	...	...	...	49	1	3.8	62	100	7	7	9	18	1
307	203	100	–	42	3	76	2	13	1	6	–	5.7	8300	100	67	2	3.9	65	100	8	8	12	20	4
309#	139	97	–	42	10	29	–	27	–	17	–	5.8	13400	88	12	–	5.5	90	100	8	8	1	6	4
310	67	100	–	30	16	21	–	20	–	17	–	5.7	13400	100	4	...	...	...	...	1	1	4	4	2
311	58	100	–	45	–	12	–	11	–	8	–	6.3	11600	100	4	...	...	...	...	4	4	1	2	–
313	144	97	–	40	15	37	1	36	–	22	–	6.3	13800	91	13	1	5.1	65	92	10	9	3	4	3
314	135	96	7	41	13	32	–	29	–	25	–	5.7	11500	96	7	–	5.4	81	86	7	7	2	7	1
315	31	100	–	32	42	19	–	9	–	–	–	–	–	–	18	–	3.4	37	100	1	1	13	4	–
316	680	100	–	60	4	160	1	54	1	3	...	...	...	...	156	–	4.6	52	100	49	49	21	91	5
317	773	96	–	53	9	193	–	126	1	58	–	5.7	16800	83	131	–	4.7	56	99	53	53	31	82	6
401	50	100	–	32	6	16	–	16	–	15	–	5.3	12100	100	–	–	–	–	–	2	2	2	–	1
402	66	100	–	46	3	14	–	14	–	11	–	5.5	14000	100	3	...	...	...	...	5	5	1	3	–
403	83	100	–	42	4	21	–	21	–	18	–	5.8	13300	100	2	...	...	...	...	4	4	1	3	1
404	26	100	–	31	12	8	–	8	–	7	–	5.9	11600	100	1	...	...	...	...	–	–	2	2	1
405	46	100	13	35	11	9	–	9	–	9	–	5.8	14500	100	–	–	–	–	–	1	1	–	2	–
406	85	99	–	41	9	22	1	20	–	14	–	6.1	12900	100	5	1	5.8	...	80	3	3	2	4	–
407#	100	98	–	42	5	23	1	18	–	17	1	6.0	10200	94	6	–	4.3	66	83	4	4	4	9	3
409	74	100	–	49	7	16	–	16	–	7	–	5.7	11600	100	8	–	5.6	84	100	4	4	1	1	1

[Data exclude vacant seasonal and vacant migratory housing units. For minimum base for derived figures (percent, average, etc.) and meaning of symbols, see text]

Blocks Within Census Tracts	Total population	Percent of total population				Year-round housing units				Occupied housing units													
								Units in—		Owner					Renter					1.01 or more persons per room				
	Total population	Negro	In group quarters	Under 18 years	62 years and over	Total	Lacking some or all plumbing facilities	One-unit structures	Structures of 10 or more units	Total	Lacking some or all plumbing facilities	Average number of rooms	Average value (dollars)	Percent Negro	Total	Lacking some or all plumbing facilities	Average number of rooms	Average contract rent (dollars)	Percent Negro	Total	With all plumbing facilities	One-person households	With female head of family	With roomers, boarders, or lodgers
411	136	98	7	42	9	31	–	31	–	26	–	5.7	15100	96	5	–	5.0	...	100	6	6	1	3	2
412	104	98	–	45	8	27	–	26	–	20	–	6.0	12600	100	5	–	5.4	...	80	4	4	4	4	–
413	77	96	–	46	4	17	–	15	–	13	–	5.8	16000	92	4	...	...	...	...	4	4	–	4	–
414	114	97	–	48	5	26	–	21	–	15	–	7.0	11800	80	11	–	5.5	96	100	5	5	4	7	–
415	79	92	–	22	23	24	2	17	–	16	1	6.7	11100	88	6	1	4.8	91	100	1	1	3	9	3
416	93	86	–	31	12	26	–	26	–	13	–	6.3	15300	69	13	–	4.6	73	85	3	3	3	5	3
417	52	89	–	44	6	16	–	15	–	10	–	4.7	10800	90	6	–	4.8	84	67	3	3	4	2	–
418	135	35	2	19	7	70	–	52	–	8	–	4.6	10300	100	57	–	4.1	66	25	2	2	24	2	7
5	1174	9	13	9	30	738	75	156	302	78	2	6.5	18100	1	546	60	3.0	72	6	19	17	382	52	44
104	12	100	–	–	8	10	3	3	–	–	–	–	–	–	7	3	4.4	51	100	–	–	4	1	–
108	16	100	–	31	6	5	–	–	–	–	–	–	–	–	5	–	3.2	51	100	2	2	2	–	–
113	1	...	...	...	...	1	...	...	...	...	...	...	...	...	...	...	...	...	...	...	...	...	...	...
114	23	–	–	26	13	10	–	9	1	9	–	5.7	18500	–	1	...	...	...	–	–	–	3	2	–
115	49	–	–	33	–	22	–	7	–	6	–	5.8	18500	–	16	–	3.9	105	–	–	–	7	4	–
117	1	...	...	...	...	1	...	...	...	...	...	...	...	...	...	...	...	...	...	...	...	...	...	...
118	7	29	–	–	14	7	–	–	7	–	–	–	–	–	7	–	1.6	104	29	–	–	7	–	–
119	17	–	–	–	59	15	–	–	15	–	–	–	–	–	15	–	1.1	175	–	2	2	13	–	–
126	4	...	...	...	...	1	...	...	...	...	...	...	...	...	...	...	...	...	...	...	...	...	...	...
201	11	27	73	–	27	1	...	...	...	...	...	...	...	...	...	...	...	...	...	...	...	...	...	...
208	40	25	–	3	30	35	–	–	35	–	–	–	–	–	35	–	1.0	65	29	5	5	30	–	–
212	3	...	...	...	...	–	–	–	–	–	–	–	–	–	–	–	–	–	–	–	–	–	–	–
215	24	–	–	4	17	32	30	3	29	2	...	...	...	–	17	17	1.0	44	–	1	–	16	–	–
216	22	–	–	–	55	18	1	–	15	–	–	–	–	–	18	1	2.4	56	–	1	1	14	2	–
217	40	13	–	3	15	38	32	1	37	1	...	...	...	...	37	31	1.6	54	11	1	–	36	–	1
218	13	–	–	–	46	11	1	2	1	1	...	...	...	–	9	1	3.4	68	–	–	–	7	2	–
219	2	...	...	...	...	2	...	...	...	...	...	...	...	...	...	...	...	...	...	...	...	...	...	...
220	36	–	–	6	53	29	1	3	20	–	–	–	–	–	25	1	2.9	52	–	–	–	17	2	3
223	70	61	93	4	1	2	...	...	...	...	...	...	...	...	...	...	...	...	...	...	...	...	...	...
233	–	–	–	–	–	3	...	...	...	...	...	...	...	–	...	...	...	...	–	...	...	...	...	...
235#	20	–	–	5	50	12	–	1	–	1	...	...	...	–	11	–	4.3	75	–	–	–	7	3	1
236#	22	–	–	23	23	20	–	4	1	3	...	...	...	–	9	–	3.6	65	–	–	–	6	3	1
301	78	–	–	14	36	59	1	10	29	3	...	...	...	–	48	1	3.2	54	–	1	1	36	3	1
302	42	–	14	5	52	18	–	13	–	7	–	7.4	15600	–	10	–	4.6	66	–	–	–	8	1	3
303	78	–	8	9	32	44	–	7	–	6	–	5.3	...	–	35	–	3.7	74	–	1	1	20	6	1
304	45	–	–	27	29	22	1	5	–	5	1	5.6	...	–	15	–	4.3	63	–	–	–	9	2	2
305	77	–	22	13	18	31	–	15	–	6	–	7.2	11700	–	19	–	3.9	71	–	–	–	7	4	3
306	34	–	–	15	6	22	–	12	–	5	–	6.0	...	–	8	–	3.6	70	–	1	1	3	1	2
307	–	–	–	–	–	1	...	...	...	...	...	...	...	–	...	...	...	...	–	...	...	...	...	...
309	3	...	...	...	...	4	...	...	...	...	...	...	...	...	...	...	...	...	...	...	...	...	...	...
310#	17	6	–	6	18	12	1	7	–	3	...	...	...	...	5	1	4.6	65	20	1	1	2	1	2
311	82	–	7	6	21	55	1	13	–	7	–	8.0	12300	–	30	1	3.6	82	–	2	2	10	1	14
312	11	–	–	–	46	8	–	5	–	3	...	...	...	–	3	...	...	...	–	–	–	3	2	–
314	89	3	8	1	36	74	1	4	51	2	...	...	...	...	62	1	2.4	85	3	1	1	50	2	4
315	9	–	–	–	67	7	–	2	–	1	...	...	...	–	4	...	...	...	–	–	–	2	2	–
317	61	10	48	5	31	16	1	9	–	2	...	...	...	...	13	1	4.8	54	15	–	–	5	3	1
318#	9	–	–	11	44	9	–	3	–	–	–	–	–	–	5	–	3.8	43	–	–	–	3	–	1
319	12	–	–	–	17	7	–	3	–	1	...	...	...	–	4	...	...	...	–	–	–	–	1	2
321	19	–	–	–	58	16	–	–	9	–	–	–	–	–	13	–	4.1	83	–	–	–	8	2	–
322	2	...	...	...	...	2	...	...	...	...	...	...	...	...	...	...	...	...	...	...	...	...	...	...
325#	73	–	11	1	62	56	1	4	50	1	...	...	...	–	51	1	3.1	74	–	–	–	39	2	1
5.01	2643	100	–	42	11	799	16	505	1	142	5	5.3	9800	99	625	11	4.5	63	100	156	150	183	226	47
101#	96	100	–	44	5	21	–	21	–	10	–	5.5	10000	100	11	–	6.2	73	100	4	4	2	7	1
102	4	...	...	...	...	2	...	...	...	...	...	...	...	...	...	...	...	...	...	...	...	...	...	...
103#	119	100	–	48	7	23	–	21	–	2	...	...	...	...	21	–	5.7	73	100	8	8	1	8	3
104#	73	100	–	29	14	21	1	18	–	9	1	5.8	9300	100	11	–	6.1	104	100	1	1	3	7	3
105	77	100	3	30	10	24	1	19	–	12	–	5.1	9400	100	12	1	4.4	67	100	2	1	3	6	3
106#	111	100	–	44	12	27	–	26	–	10	–	5.4	9400	100	13	–	5.9	69	100	8	8	2	7	2
107	39	100	–	41	15	15	1	14	–	3	...	...	...	...	11	–	4.5	72	100	2	2	5	2	–
108	75	100	–	32	15	22	1	19	–	5	–	5.2	...	100	16	1	5.4	82	100	4	4	3	5	3
109	91	100	–	51	4	25	2	25	–	9	–	5.4	10300	100	14	2	4.6	63	100	6	5	3	3	2
110	74	100	–	47	7	19	–	19	–	5	–	5.4	...	100	14	–	5.0	75	100	5	5	4	5	–
111	73	100	–	37	15	19	–	19	–	8	–	5.4	11300	100	11	–	5.5	63	100	4	4	5	5	3
112	171	100	–	43	13	41	–	34	–	9	–	6.1	10800	100	32	–	5.0	64	100	14	14	8	13	3
114	114	100	–	54	6	33	2	25	–	2	...	...	...	...	28	2	4.2	49	100	10	8	8	13	1
115	69	100	–	32	17	23	–	22	–	2	...	...	...	...	21	–	4.5	62	100	2	2	6	5	1
116	56	100	–	29	20	21	–	12	–	3	...	...	...	...	18	–	4.0	61	100	3	3	5	7	1
201	109	100	–	41	6	33	–	18	–	9	–	4.3	7500	100	21	–	4.0	67	100	7	7	7	4	–
202	388	99	–	45	4	119	–	20	–	6	–	5.7	7900	100	113	–	4.0	70	99	23	23	26	33	6
203	254	100	–	45	9	75	3	39	–	15	1	4.9	9600	100	60	2	4.3	61	100	15	15	13	26	5
204#	54	100	–	28	33	32	1	23	–	6	1	4.5	7000	100	23	–	3.5	53	100	3	3	19	3	1
205	94	100	–	42	22	29	–	21	–	7	–	4.9	10400	100	22	–	4.1	54	100	8	8	9	6	2
206	246	100	–	52	7	67	–	27	1	–	–	–	–	–	66	–	4.6	51	100	15	15	9	36	1
207	16	100	–	13	63	13	–	7	–	2	...	...	...	...	9	–	3.3	39	100	–	–	8	–	–
208	24	100	–	8	38	13	–	10	–	4	...	...	...	...	8	–	3.9	54	100	–	–	3	2	1
209	70	100	–	36	26	35	–	7	–	1	...	...	...	...	34	–	3.8	45	100	2	2	20	11	1
301	70	90	–	54	7	16	2	13	–	1	...	...	...	...	15	2	5.3	64	93	5	4	4	7	–
304	28	89	–	25	14	15	1	9	–	–	–	–	–	–	11	1	5.2	60	91	1	–	4	2	1
305	2	...	...	...	...	1	...	...	...	...	...	...	...	...	...	...	...	...	...	...	...	...	...	...
306	8	100	–	50	13	5	–	4	–	–	–	–	–	–	2	...	...	...	...	...	...	...	...	...
307	30	97	–	33	23	8	1	8	–	1	...	...	...	...	6	–	6.0	80	100	2	2	2	2	2
308	8	100	–	63	–	1	...	...	...	...	...	...	...	...	...	...	...	...	...	...	...	...	...	...
309	–	–	–	–	–	1	...	...	...	...	...	...	...	–	...	...	...	...	–	...	...	...	...	...
5.02	2724	99	–	38	12	870	25	681	–	301	3	5.3	12800	97	523	17	4.4	65	100	148	144	177	190	64
102	123	100	–	50	3	29	–	28	–	7	–	5.7	10800	100	22	–	4.5	65	100	7	7	3	9	2
103	122	100	–	46	5	31	–	25	–	9	–	5.4	10700	100	22	–	4.5	74	100	7	7	3	10	1

Table 2. Characteristics of Housing Units and Population, by Blocks: 1970—Con.

[Data exclude vacant seasonal and vacant migratory housing units. For minimum base for derived figures (percent, average, etc.) and meaning of symbols, see text]

Blocks Within Census Tracts	Total population	Percent of total population: Negro	In group quarters	Under 18 years	62 years and over	Year-round housing units: Total	Lacking some or all plumbing facilities	Units in—: One-unit structures	Structures of 10 or more units	Occupied housing units: Owner: Total	Lacking some or all plumbing facilities	Average number of rooms	Average value (dollars)	Percent Negro	Renter: Total	Lacking some or all plumbing facilities	Average number of rooms	Average contract rent (dollars)	Percent Negro	1.01 or more persons per room: Total	With all plumbing facilities	One-person households	With female head of family	With roomers, boarders, or lodgers
104	142	100	–	51	3	29	–	28	–	8	–	5.0	11300	100	21	–	5.0	91	100	10	10	–	6	3
105	155	100	–	48	4	32	–	31	–	12	–	5.0	12200	100	20	–	4.6	80	100	14	14	2	6	3
106	63	100	–	52	8	17	–	17	–	8	–	4.9	10900	100	7	–	4.7	70	100	4	4	3	4	1
107	160	100	–	35	13	48	2	48	–	32	1	5.8	17200	100	16	1	4.4	85	100	7	7	7	13	4
108#	72	100	–	39	18	24	–	24	–	16	–	5.1	11700	100	7	–	5.0	65	100	3	3	5	4	1
109	43	100	–	19	19	14	–	13	–	11	–	5.4	13900	100	1	...	...	...	...	1	1	–	2	–
110	41	98	15	22	29	12	–	12	–	10	–	7.0	18100	100	2	...	...	...	...	–	–	2	6	2
111	48	100	–	33	17	18	–	18	–	9	–	5.1	12200	100	9	–	5.2	67	100	–	–	4	3	2
201	70	99	–	34	14	24	–	10	–	7	–	5.4	17300	100	14	–	3.2	39	100	5	5	3	5	4
202	68	100	–	40	15	24	8	16	–	6	–	4.8	11400	100	12	3	4.6	55	100	3	3	2	7	–
203	82	100	–	37	13	33	–	20	–	8	–	5.8	12300	100	21	–	4.3	62	100	3	3	7	9	–
204	111	100	–	23	16	44	1	33	–	19	–	6.4	21200	100	21	1	4.4	64	100	4	4	10	4	3
205	24	100	–	21	17	9	–	4	–	1	...	...	...	...	8	–	4.8	63	100	–	–	2	4	3
206	158	99	–	31	13	63	1	43	–	11	–	4.7	10600	100	49	1	3.9	58	100	8	8	17	12	10
208	122	100	–	38	10	44	–	23	–	11	–	4.7	10100	100	31	–	3.7	62	100	7	7	10	13	1
209	49	100	–	22	4	19	–	10	–	3	...	...	...	...	15	–	4.1	59	100	3	3	5	2	–
210	59	100	–	29	19	21	–	10	–	4	...	...	...	...	15	–	4.6	60	100	4	4	5	1	–
211	80	100	–	54	6	22	2	12	–	3	...	...	...	...	15	2	4.3	44	100	9	7	4	7	1
212	74	100	–	27	18	30	2	14	–	5	–	4.6	9300	100	20	2	4.0	50	100	3	3	9	4	2
213	38	100	–	40	8	16	4	13	–	2	...	...	...	...	13	4	4.4	55	100	2	1	6	3	1
214	49	100	–	20	14	23	3	14	–	5	–	4.4	7700	100	18	3	3.6	50	100	2	1	8	6	3
215	37	97	–	32	8	18	–	13	–	2	...	...	...	...	13	–	3.6	52	100	3	3	6	1	–
216	33	100	–	30	46	15	–	15	–	8	–	5.6	17500	100	7	–	4.1	68	100	1	1	7	1	–
301	4	...	...	...	...	3	...	...	...	...	...	...	...	...	...	...	...	...	...	...	...	...	...	...
302	26	46	–	42	8	7	–	6	–	6	–	6.0	...	17	1	...	...	...	...	2	2	1	1	–
303	28	100	–	43	14	8	1	8	–	5	1	4.6	9800	100	3	...	...	...	...	1	1	–	1	1
304	22	100	–	55	5	4	...	...	...	...	...	...	...	...	...	...	...	...	...	...	...	...	...	...
305#	44	100	–	55	11	12	1	11	–	1	...	...	...	...	10	–	4.8	65	100	4	4	3	3	1
306	4	...	...	...	...	1	...	...	...	...	...	...	...	...	...	...	...	...	...	...	...	...	...	...
307	153	100	–	41	3	40	–	36	–	18	–	5.1	10800	100	22	–	4.5	78	100	12	12	8	11	5
308#	73	100	–	38	18	19	–	18	–	7	–	5.1	9800	100	11	–	5.3	73	100	4	4	1	3	2
309#	40	100	–	33	25	15	–	15	–	6	–	4.7	10400	100	9	–	4.8	79	100	2	2	4	6	1
310	43	100	–	30	16	14	–	14	–	11	–	5.0	9000	100	3	...	...	...	...	2	2	4	1	–
311#	71	99	–	37	13	20	–	19	–	7	–	4.9	8400	100	13	–	5.2	70	100	1	1	4	4	1
312	76	97	–	33	20	26	–	25	–	11	–	5.2	9400	91	15	–	4.9	66	100	3	3	6	6	3
313#	68	100	–	37	7	20	–	17	–	6	–	5.5	11300	100	14	–	4.7	67	100	4	4	3	4	–
314	49	96	–	29	18	22	–	10	–	3	...	...	...	...	18	–	4.6	67	100	1	1	10	7	1
6	3753	99	–	38	13	1348	106	759	145	227	9	5.5	12600	98	987	89	4.1	58	100	208	185	307	355	77
101	178	100	–	38	12	88	2	38	–	6	–	4.7	12500	100	68	1	3.5	44	100	7	7	28	20	–
102	81	100	–	41	10	24	1	5	–	–	–	–	–	–	20	1	4.4	69	100	5	5	1	8	1
103	66	100	–	39	11	17	5	12	–	6	–	6.2	12500	100	10	5	4.8	56	100	3	3	2	7	1
104	88	100	–	38	16	24	1	21	–	5	–	4.8	8700	100	18	1	4.7	64	100	6	6	2	10	2
105	94	98	–	29	22	42	3	27	1	9	–	6.8	12500	100	28	3	3.9	49	93	6	6	14	8	3
106	152	95	–	35	17	52	6	29	–	12	–	5.2	13200	100	36	5	3.9	47	97	10	8	19	15	1
107	38	92	–	50	8	10	1	9	–	3	...	...	...	...	6	1	4.5	52	100	3	2	2	3	1
109	125	100	–	34	13	47	3	26	–	5	–	5.8	8300	100	35	3	3.7	45	100	8	8	10	10	5
110	87	100	–	43	14	30	–	22	–	1	...	...	...	...	26	–	4.4	48	100	5	5	9	10	1
111	204	100	–	43	9	82	3	29	17	2	...	...	...	...	68	3	3.7	59	100	16	15	29	21	4
201	77	100	–	35	5	29	4	21	–	3	...	...	...	...	16	4	4.1	48	100	6	5	4	4	2
202	73	99	–	29	15	32	4	21	–	3	...	...	...	...	24	3	4.2	55	100	4	2	7	8	2
203	34	100	–	35	15	21	2	10	–	–	–	–	–	–	12	2	4.2	43	100	2	1	4	2	2
204	23	100	–	4	26	15	5	5	–	2	...	...	...	...	9	5	3.6	37	100	1	–	5	4	1
205	43	100	–	51	9	10	3	8	–	1	...	...	...	...	8	3	4.8	43	100	4	4	2	3	1
206	177	99	–	41	18	67	10	44	4	2	...	...	...	...	59	9	4.1	49	100	10	8	20	18	4
207	86	100	–	33	14	30	3	24	–	10	1	5.8	10400	100	19	2	4.6	60	100	4	4	9	7	4
208	10	100	–	30	10	6	–	3	–	1	...	...	...	...	3	...	...	...	...	...	...	...	...	...
209	68	100	–	46	10	21	1	11	–	5	–	5.2	11300	100	14	1	4.5	52	100	6	5	3	7	1
210	28	100	–	39	11	10	–	8	–	2	...	...	...	...	7	–	5.1	55	100	2	2	3	2	–
211	71	100	–	31	23	28	–	16	–	3	...	...	...	...	25	–	3.5	55	100	4	4	9	7	4
212	61	100	–	25	41	33	9	21	–	5	–	5.2	12300	100	23	6	3.9	42	100	2	2	13	7	1
301	39	100	–	21	15	15	1	15	–	4	...	...	...	...	9	1	4.3	54	100	2	1	3	3	1
302	43	100	–	21	23	14	–	14	–	7	–	5.4	16400	100	7	–	4.6	65	100	2	2	1	2	–
303	85	100	5	32	33	28	1	24	–	19	–	5.3	10200	100	7	1	4.0	68	100	3	3	4	8	5
304	82	100	–	27	34	26	1	25	–	20	1	5.4	16000	100	5	–	5.4	69	100	3	3	2	8	–
305	16	100	–	31	13	9	–	5	2	4	...	...	...	...	3	...	...	...	...	–	–	2	1	–
306	19	100	–	42	11	5	–	5	–	2	...	...	...	...	3	...	...	...	...	1	1	–	–	–
307	15	100	–	47	7	5	–	4	–	–	–	–	–	–	5	–	4.2	53	100	1	1	2	2	–
308	46	100	–	44	7	12	3	10	–	3	...	...	...	...	9	3	4.4	60	100	4	1	4	3	1
309	47	100	–	43	9	14	3	12	–	3	...	...	...	...	11	3	3.6	47	100	5	4	4	6	–
401	255	100	–	36	20	92	24	79	–	33	4	5.4	10300	100	45	19	4.5	46	100	15	11	15	24	9
403	32	100	–	22	41	16	4	16	–	11	2	5.5	10900	100	4	...	...	...	...	1	1	5	4	1
404	32	100	–	63	6	9	2	5	–	–	–	–	–	–	5	2	4.8	47	100	4	2	–	3	–
502	16	100	–	13	19	9	–	4	–	–	–	–	–	–	9	–	3.9	56	100	–	–	5	2	–
503#	53	100	–	30	6	19	–	3	2	–	–	–	–	–	19	–	4.1	65	100	3	3	5	3	–
504	16	100	–	6	25	7	–	3	–	1	...	...	...	...	6	–	4.5	45	100	–	–	1	3	2
505	9	100	–	–	44	4	...	...	...	...	...	...	...	...	...	...	...	...	...	...	...	...	...	...
506	28	100	–	21	14	8	–	8	–	1	...	...	...	...	7	–	5.6	74	100	1	1	2	1	1
507	47	100	–	38	19	15	1	12	–	2	...	...	...	...	13	1	4.8	62	100	3	3	8	3	2
601	103	99	–	44	1	28	–	2	8	–	–	–	–	–	28	–	4.1	77	100	7	7	4	9	1
603	6	100	–	33	–	3	...	...	...	...	...	...	...	...	...	...	...	...	...	...	...	...	...	...
604	617	100	–	46	1	190	–	12	111	–	–	–	–	–	189	–	4.2	77	100	27	27	15	71	7
701	13	–	–	46	8	3	...	...	...	...	...	...	...	...	...	...	...	...	–	...	...	...	...	...
702	3	...	...	...	...	3	...	...	...	...	...	...	...	...	...	...	...	...	...	...	...	...	...	...
703	52	100	–	39	14	19	–	10	–	–	–	–	–	–	18	–	4.2	63	100	3	3	6	3	2
707	22	86	–	32	9	7	–	7	–	2	...	...	...	...	4	...	...	...	...	1	1	1	1	2
801	13	100	–	15	8	12	–	7	–	1	...	...	...	...	7	–	3.3	42	100	–	–	5	2	–
802#	77	99	–	43	10	24	–	24	–	18	–	5.3	18900	100	5	–	4.8	75	100	2	2	4	1	–
804	69	100	–	39	16	20	–	18	–	4	...	...	...	...	14	–	5.0	49	100	4	4	4	5	1
805	26	100	–	15	42	13	–	11	–	1	...	...	...	...	12	–	3.6	50	100	–	–	5	3	1

[Data exclude vacant seasonal and vacant migratory housing units. For minimum base for derived figures (percent, average, etc.) and meaning of symbols, see text]

Blocks Within Census Tracts	Total population	Percent of total population: Negro	In group quarters	Under 18 years	62 years and over	Year-round housing units: Total	Lacking some or all plumbing facilities	Units in—: One-unit structures	Structures of 10 or more units	Occupied housing units: Owner: Total	Lacking some or all plumbing facilities	Average number of rooms	Average value (dollars)	Percent Negro	Renter: Total	Lacking some or all plumbing facilities	Average number of rooms	Average contract rent (dollars)	Percent Negro	1.01 or more persons per room: Total	With all plumbing facilities	One-person households	With female head of family	With roomers, boarders, or lodgers
812	8	100	–	63	13	1	...	...	...	...	...	...	...	...	...	...	...	...	...	...	...	...	...	...
7	2295	99	1	29	16	926	84	564	30	261	7	5.6	11400	99	578	57	4.1	62	98	95	88	257	181	70
101	67	100	–	33	21	22	2	18	–	11	–	5.4	11700	100	7	2	5.6	66	100	2	2	3	5	1
102	105	100	–	41	11	28	–	22	–	9	–	5.3	8100	100	17	–	4.2	55	100	10	10	5	9	3
103	79	100	–	38	6	26	3	18	–	9	1	4.6	8300	100	15	2	4.3	57	100	5	5	8	4	4
104	67	100	–	31	18	30	1	17	–	7	–	5.6	10100	100	22	1	3.3	51	100	3	3	13	7	3
105	29	100	–	41	10	15	2	6	–	–	–	–	–	–	14	1	3.5	56	100	2	2	9	2	–
106	64	100	–	33	17	20	–	17	–	5	–	6.0	13700	100	14	–	5.1	65	100	3	3	3	4	1
107	60	100	–	27	18	24	1	17	–	9	1	6.2	14200	100	15	–	4.9	60	100	1	1	11	5	3
108	16	31	–	–	–	13	–	–	13	–	–	–	–	–	13	–	2.8	–	31	1	1	10	–	–
110	63	100	–	24	24	24	–	24	–	21	–	5.6	14200	100	2	...	...	...	...	3	3	8	3	2
111#	88	100	–	22	24	39	1	31	–	24	–	6.0	15400	100	14	1	4.4	67	100	2	2	7	4	2
112	103	100	–	19	20	38	–	32	–	21	–	6.0	12200	100	15	–	4.6	57	100	3	3	9	11	3
113	86	99	7	21	27	28	–	23	–	21	–	5.7	10100	100	7	–	5.0	63	86	4	4	6	5	3
114	20	100	–	20	15	6	–	6	–	4	...	...	...	...	2	...	...	...	...	–	–	1	1	–
115	20	100	–	15	30	9	1	9	–	7	1	6.4	8800	100	2	...	...	...	...	–	–	3	2	–
116	121	98	–	32	16	40	–	31	–	17	–	5.7	9800	94	22	–	4.2	66	100	6	6	6	13	5
120	34	100	–	32	29	19	2	14	–	7	–	4.9	10000	100	7	1	3.9	41	100	3	3	5	2	1
201	53	100	–	26	19	20	–	16	–	10	–	5.5	9400	100	9	–	4.3	58	100	1	1	8	6	2
204	109	100	–	41	9	26	1	23	–	5	–	5.8	14500	100	20	1	4.8	55	100	6	5	2	5	3
205	71	99	–	48	11	19	2	18	–	5	–	5.2	9300	100	13	2	4.5	68	92	5	4	5	6	1
206	49	96	–	37	10	14	2	14	–	8	1	5.0	8100	88	6	1	5.7	64	100	2	2	3	2	–
207	57	97	–	19	25	26	1	12	5	4	...	...	...	...	20	1	3.8	54	95	1	1	6	4	3
208	33	100	–	15	42	15	1	11	–	7	–	5.3	12900	100	8	1	3.9	53	100	–	–	5	3	4
209#	29	100	–	17	24	17	–	9	–	2	...	...	...	...	13	–	3.6	47	100	2	2	8	1	1
210	29	100	–	10	31	18	1	13	–	7	–	4.6	11600	100	9	1	3.8	46	100	1	1	8	1	2
211	45	100	–	22	24	21	2	17	–	7	1	4.9	8700	100	13	1	4.5	52	100	2	2	8	5	2
212	24	100	–	13	13	13	4	10	–	3	...	...	...	...	7	2	4.6	46	100	–	–	4	3	2
213	18	100	–	22	44	12	1	8	–	1	...	...	...	...	7	1	4.9	42	100	–	–	3	3	–
214	91	100	8	37	12	40	23	29	–	3	...	...	...	...	22	11	4.0	48	100	7	4	8	9	3
215	80	100	–	29	19	29	13	20	–	5	2	4.6	10000	100	23	10	4.4	49	100	3	2	9	8	2
217	98	100	–	34	5	43	1	7	–	1	...	...	...	...	40	1	3.7	64	100	5	5	14	8	2
219	34	100	–	24	15	18	2	11	–	2	...	...	...	...	13	1	3.8	44	100	2	2	8	2	2
302	34	100	–	12	6	23	2	8	5	1	...	...	...	...	19	1	3.7	69	100	2	1	12	3	1
308	131	100	–	26	5	62	10	6	5	1	...	...	...	...	58	9	3.7	73	100	2	2	16	13	–
309	20	100	–	30	–	8	–	–	–	–	–	–	–	–	8	–	3.8	85	100	–	–	2	–	1
312	8	88	–	13	13	8	–	–	–	–	–	–	–	–	6	–	3.8	110	83	–	–	4	1	–
408	–	–	–	–	–	1	...	...	...	...	...	...	...	–	...	...	...	...	–	...	...	...	...	...
409	59	98	–	34	2	25	1	1	2	–	–	–	–	–	22	1	4.2	85	100	2	2	3	4	–
410	37	100	–	24	–	26	–	2	–	–	–	–	–	–	16	–	3.9	80	100	–	–	2	4	1
415	11	100	–	27	–	8	–	2	–	–	–	–	–	–	5	–	3.8	110	100	1	1	2	–	–
501	26	100	–	19	35	10	–	8	–	2	...	...	...	...	7	–	5.0	61	100	–	–	–	3	2
502	28	100	–	29	39	11	2	7	–	3	...	...	...	...	8	2	4.3	50	100	–	–	3	3	1
503	16	100	–	6	44	9	1	5	–	5	–	4.8	...	100	4	...	...	...	...	–	–	4	2	1
504	28	100	–	14	43	8	–	8	–	3	...	...	...	...	5	–	6.8	...	100	–	–	2	2	1
505	45	100	–	27	11	11	1	10	–	4	...	...	...	...	6	1	5.2	60	100	2	2	–	3	1
506	10	100	–	40	–	4	...	...	...	...	...	...	...	...	...	...	...	...	...	...	...	...	...	...
8.01	2591	98	25	31	8	676	18	352	25	165	5	5.3	11100	97	454	12	4.0	57	98	131	129	159	156	31
101	645	99	100	–	–	1	...	...	...	...	...	...	...	...	...	...	...	...	...	...	...	...	...	...
103	46	100	–	44	15	16	1	9	–	3	...	...	...	...	12	1	3.8	58	100	4	3	5	4	–
104	18	100	–	22	22	11	–	6	–	5	–	5.4	8300	100	4	...	...	...	...	–	–	4	–	–
105	44	100	–	23	23	21	1	12	–	4	...	...	...	...	16	1	3.6	56	100	2	2	9	2	3
106	41	100	–	10	22	25	–	15	–	7	–	4.6	10800	100	17	–	2.8	44	100	–	–	12	1	1
107	38	100	–	32	11	21	–	10	–	2	...	...	...	...	14	–	3.6	58	100	2	2	6	5	–
108	49	100	–	22	37	21	–	19	–	11	–	6.4	12700	100	10	–	4.0	58	100	2	2	9	2	1
111	11	–	–	36	–	4	...	...	...	...	...	...	...	–	...	...	...	...	–	...	...	...	...	...
113	39	–	–	39	10	9	1	9	–	3	...	...	...	–	5	–	5.2	65	–	3	3	1	–	–
203#	52	100	–	27	25	21	–	16	–	9	–	5.8	13100	100	11	–	4.3	60	100	2	2	6	1	1
205	105	100	–	31	22	47	3	32	–	12	–	6.6	13800	100	28	3	3.9	53	100	7	7	14	11	2
206	64	100	–	39	14	19	1	19	–	10	1	4.9	7900	100	8	–	4.0	59	100	5	4	2	7	1
207	177	100	–	50	8	66	5	31	–	10	–	5.3	11100	100	43	4	4.0	49	100	12	12	16	12	5
208	35	100	–	29	9	13	–	6	–	2	...	...	...	...	8	–	4.0	55	100	4	4	3	2	1
209	21	100	–	5	38	11	–	9	–	6	–	6.7	16000	100	5	–	4.6	...	100	–	–	5	1	–
210	47	100	–	28	9	17	1	14	–	6	–	5.0	10200	100	8	1	3.5	54	100	3	3	1	4	–
214	141	99	–	36	13	46	–	39	–	21	–	5.1	12700	95	21	–	4.4	61	100	5	5	4	14	2
215	67	100	–	34	12	20	–	15	–	10	–	4.7	10100	100	8	–	4.5	69	100	4	4	4	3	–
216	33	100	–	18	24	19	2	15	–	7	2	4.4	10000	100	10	–	4.0	55	100	–	–	7	1	1
217	47	100	–	45	13	18	–	12	–	7	–	5.0	10200	100	9	–	4.3	57	100	3	3	6	4	2
218	15	100	–	47	13	4	...	...	...	...	...	...	...	...	...	...	...	...	...	...	...	...	...	...
219	140	100	–	40	13	50	1	31	–	12	–	5.0	8200	100	33	1	4.0	61	100	6	6	10	15	3
220	3	...	...	...	...	2	...	...	...	...	...	...	...	...	...	...	...	...	...	...	...	...	...	...
221	219	100	–	51	3	59	–	10	6	8	–	4.6	9400	100	50	–	4.0	59	100	22	22	11	16	2
223	9	100	–	33	–	2	...	...	...	...	...	...	...	...	...	...	...	...	...	...	...	...	...	...
224	485	100	–	52	2	133	1	11	19	5	–	4.4	10800	100	126	1	4.0	57	100	42	42	20	48	5
8.02	3845	74	4	47	9	1141	13	784	1	204	5	5.2	9300	28	854	8	4.3	53	81	225	223	218	408	36
101	33	55	–	46	6	11	–	11	–	7	–	5.1	8000	43	3	...	...	...	...	1	1	2	1	–
102	37	–	–	49	19	11	–	11	–	4	...	...	...	–	6	–	4.7	81	–	2	2	–	2	–
103	121	–	–	34	7	44	–	44	–	17	–	4.8	8600	–	23	–	4.5	68	–	2	2	6	9	–
104	82	13	–	33	17	24	–	24	–	14	–	4.8	6600	7	8	–	4.5	69	13	6	6	3	2	–
105	74	–	–	24	7	27	–	26	–	11	–	5.5	7700	–	14	–	4.5	63	–	1	1	2	1	1
106	13	–	–	31	–	4	...	...	...	...	...	...	...	–	...	...	...	...	–	...	...	...	...	...
107	50	–	–	30	12	16	–	16	–	7	–	4.3	7300	–	9	–	4.4	59	–	2	2	1	1	–
108	38	8	–	21	24	15	–	15	–	13	–	5.1	9800	23	2	...	...	...	...	2	2	6	1	–
201#	14	–	–	21	21	6	1	5	–	1	...	...	...	–	5	1	3.8	97	–	–	–	1	1	–
202	23	–	–	22	39	9	–	9	–	5	–	5.6	13700	–	3	...	...	...	–	1	1	1	1	–
203	4	...	...	...	...	2	...	...	...	...	...	...	...	...	...	...	...	...	...	...	...	...	...	...

Table 2. Characteristics of Housing Units and Population, by Blocks: 1970—Con.

[Data exclude vacant seasonal and vacant migratory housing units. For minimum base for derived figures (percent, average, etc.) and meaning of symbols, see text]

Blocks Within Census Tracts	Total population	Percent of total population: Negro	In group quarters	Under 18 years	62 years and over	Year-round housing units: Total	Lacking some or all plumbing facilities	Units in—: One-unit structures	Structures of 10 or more units	Occupied housing units: Owner: Total	Lacking some or all plumbing facilities	Average number of rooms	Average value (dollars)	Percent Negro	Renter: Total	Lacking some or all plumbing facilities	Average number of rooms	Average contract rent (dollars)	Percent Negro	1.01 or more persons per room: Total	With all plumbing facilities	One-person households	With female head of family	With roomers, boarders, or lodgers
204	25	–	–	24	24	12	–	6	–	1	...	...	...	–	10	–	4.0	66	–	–	–	4	–	–
205	52	–	–	27	8	19	–	16	–	10	–	6.2	13900	–	8	–	4.4	68	–	1	1	3	1	3
206	25	–	–	16	24	11	–	9	–	4	...	...	...	–	6	–	4.3	48	–	1	1	2	–	–
207	4	...	...	...	...	1	...	...	...	...	...	...	...	...	...	...	...	...	...	...	...	...	...	...
208	2	...	...	...	...	2	...	...	...	...	...	...	...	...	...	...	...	...	...	...	...	...	...	...
210	5	–	–	20	20	2	...	...	...	...	...	...	...	–	...	...	...	...	–	–	–	2	–	1
301	10	–	–	10	30	5	–	5	–	4	...	...	...	–	1	...	...	...	–	–	–	2	–	1
303	52	8	–	33	23	23	1	21	–	9	1	4.1	6100	–	12	–	4.7	63	8	1	1	6	3	1
304	38	–	–	32	24	14	1	14	–	6	1	4.7	6700	–	8	–	5.4	53	–	1	1	5	1	1
305	32	–	–	25	28	14	–	12	–	5	–	6.4	10300	–	7	–	4.4	52	–	1	1	3	1	–
306	34	–	–	35	24	11	–	11	–	6	–	4.3	7000	–	5	–	4.4	45	–	2	2	4	1	–
307	18	–	–	17	22	12	1	10	–	4	...	...	...	–	5	1	3.4	51	–	1	–	5	1	1
308	53	76	–	45	15	13	1	12	–	3	...	...	...	...	10	1	5.0	64	70	4	4	1	2	1
309	23	87	–	57	–	5	–	4	–	2	...	...	...	...	3	...	...	...	...	3	3	–	1	–
402#	59	100	–	53	5	13	–	11	–	3	...	...	...	...	9	–	5.0	64	100	4	4	2	2	–
405	288	18	52	14	8	51	2	47	–	22	1	5.8	11400	23	23	1	4.3	64	22	4	4	5	8	7
406	17	100	–	18	24	6	–	5	–	1	...	...	...	...	4	...	...	...	...	–	–	–	1	4
407	16	88	–	25	25	20	–	6	–	3	...	...	...	...	6	–	3.0	38	100	1	1	4	2	–
409	301	99	–	54	6	87	2	47	–	5	1	5.0	...	100	79	1	4.2	54	99	20	20	20	37	3
410	240	100	–	58	6	70	1	27	1	2	...	...	...	...	68	1	4.1	48	100	12	12	15	39	–
412	208	99	–	56	7	58	1	22	–	–	–	–	–	–	57	1	4.3	48	100	15	15	12	32	2
413	138	100	–	54	8	41	–	18	–	–	–	–	–	–	41	–	4.1	49	100	10	10	9	26	–
414	237	100	–	61	5	58	–	39	–	–	–	–	–	–	58	–	4.3	49	100	17	17	10	35	–
502	384	100	–	65	2	85	–	49	–	–	–	–	–	–	84	–	4.6	54	99	32	32	10	61	2
503	57	100	–	39	12	20	–	16	–	3	...	...	...	...	14	–	4.6	60	100	2	2	3	6	1
504	133	100	–	56	3	31	–	19	–	–	–	–	–	–	30	–	4.6	51	100	12	12	4	16	–
505	155	100	–	61	7	38	–	28	–	6	–	5.7	13200	100	31	–	4.9	50	100	13	13	5	22	1
506	278	100	–	59	6	79	–	53	–	–	–	–	–	–	77	–	4.3	48	100	13	13	16	55	–
507	76	100	–	36	12	28	–	12	–	3	...	...	...	...	25	–	3.6	49	100	6	6	12	9	–
508	37	100	–	41	11	11	–	10	–	1	...	...	...	...	9	–	4.8	56	100	2	2	3	2	–
509	42	100	17	33	12	21	–	14	–	4	...	...	...	...	11	–	3.7	55	100	2	2	7	1	1
510	136	100	–	46	12	48	1	31	–	4	...	...	...	...	35	1	3.9	53	100	11	11	12	6	3
511	120	100	–	47	4	37	1	18	–	6	1	5.3	7700	100	25	–	3.7	49	100	11	10	8	10	1
512	16	100	–	38	–	5	–	5	–	3	...	...	...	...	2	...	...	...	...	1	1	–	3	–
513	18	100	–	39	28	14	–	12	–	1	...	...	...	...	6	–	4.2	53	100	1	1	3	2	–
514	27	100	–	44	–	7	–	4	–	1	...	...	...	...	5	–	3.8	53	100	3	3	1	1	2
9	3921	2	16	22	15	1485	22	882	201	539	7	5.7	12200	1	832	12	3.9	80	4	63	63	467	162	41
101	16	–	–	–	31	7	–	2	–	4	...	...	...	–	3	...	...	...	–	–	–	2	1	–
102	11	–	–	9	36	7	–	1	–	–	–	–	–	–	6	–	3.5	74	–	–	–	3	–	–
103	16	–	–	6	19	8	–	–	–	–	–	–	–	–	7	–	4.3	76	–	–	–	2	2	–
106	21	–	–	–	43	17	1	12	–	3	...	...	...	–	9	–	4.3	98	–	–	–	4	–	–
108	89	–	–	14	56	67	1	12	29	4	...	...	...	–	60	1	3.0	58	–	1	1	51	4	1
110	13	–	–	15	39	9	–	2	–	–	–	–	–	–	9	–	4.4	124	–	–	–	7	–	–
111	11	–	–	9	27	5	–	5	–	2	...	...	...	–	2	...	...	...	–	...	...	...	...	...
113	515	–	92	2	2	16	–	10	3	7	–	6.0	...	–	7	–	6.0	...	–	1	1	4	2	–
115	9	–	–	–	89	5	–	5	–	4	...	...	...	–	1	...	...	...	–	–	–	1	1	–
116	16	–	–	6	56	12	–	4	–	2	...	...	...	–	10	–	4.0	59	–	–	–	9	2	–
117	17	–	–	24	41	10	–	8	–	5	–	7.0	20500	–	4	...	...	...	–	–	–	5	–	1
119	2	...	...	...	...	2	...	...	...	...	...	...	...	...	...	...	...	...	...	...	...	...	...	...
122	10	–	–	20	40	4	...	...	...	...	...	...	...	–	...	...	...	...	–	...	...	...	...	...
123	14	–	–	7	21	10	–	7	–	1	...	...	...	–	8	–	3.9	84	–	–	–	6	–	1
124	19	5	–	11	42	11	–	10	–	4	...	...	...	...	6	–	6.7	83	17	–	–	4	3	1
201	3	...	...	...	...	1	...	...	...	...	...	...	...	...	...	...	...	...	...	...	...	...	...	...
204	13	–	–	46	–	5	–	2	–	–	–	–	–	–	3	...	...	...	–	...	...	...	...	...
205	52	56	–	23	31	26	1	14	–	5	–	5.8	...	60	16	1	4.3	57	69	1	1	9	2	–
206	52	15	–	37	12	15	–	10	1	10	–	5.5	14400	10	5	–	3.2	65	20	2	2	1	–	–
208	33	–	–	39	9	9	–	7	–	5	–	6.6	10800	–	4	...	...	...	–	1	1	–	1	1
209	51	–	–	31	16	18	–	16	–	15	–	5.9	12300	–	3	...	...	...	–	–	–	5	4	1
210	29	–	–	31	–	8	–	8	–	8	–	5.6	19500	–	–	–	–	–	–	–	–	–	–	–
211	41	–	–	22	20	16	–	16	–	14	–	5.9	19000	–	2	...	...	...	–	–	–	2	2	–
212	25	–	–	28	12	8	–	8	–	8	–	5.0	18400	–	–	–	–	–	–	1	1	–	1	–
213	46	–	–	22	11	18	–	18	–	17	–	5.3	12900	–	1	...	...	...	–	1	1	3	2	–
214	61	–	–	31	20	23	–	19	–	16	–	6.2	10100	–	6	–	4.3	86	–	–	–	3	4	1
215	34	–	–	24	27	15	–	13	–	9	–	5.3	9800	–	5	–	5.0	...	–	1	1	6	–	–
216	10	–	–	20	60	4	...	...	...	...	...	...	...	–	...	...	...	...	–	...	...	...	...	...
217	291	3	–	16	5	196	–	69	110	47	–	5.5	13700	–	125	–	3.1	120	5	2	2	104	11	5
221	184	–	–	31	7	69	–	59	–	42	–	5.0	11500	–	25	–	4.3	73	–	–	–	9	11	–
303	77	–	–	23	9	34	–	17	7	10	–	5.3	9700	–	22	–	3.6	79	–	–	–	7	4	1
304	66	–	–	32	5	28	–	20	–	7	–	4.6	10200	–	21	–	4.0	81	–	1	1	11	2	–
305	84	–	–	27	11	37	–	20	–	12	–	5.0	8000	–	24	–	3.9	75	–	1	1	10	6	2
306	45	–	–	29	18	17	1	12	–	6	–	7.0	11700	–	11	1	4.4	66	–	–	–	2	1	3
307	50	6	–	24	22	19	–	14	–	12	–	6.1	11200	–	6	–	4.0	70	17	–	–	4	3	3
308#	71	–	–	30	18	24	–	18	–	10	–	5.4	7500	–	14	–	4.5	61	–	3	3	6	2	–
309#	59	–	–	41	17	17	1	13	–	6	–	4.5	8300	–	10	1	4.4	64	–	4	4	–	3	1
310#	33	–	–	27	6	15	–	9	–	2	...	...	...	–	11	–	3.9	51	–	–	–	4	4	–
311	50	–	–	20	8	30	–	12	16	5	–	4.6	10800	–	23	–	2.7	88	–	–	–	17	4	–
312#	90	7	–	39	11	30	1	21	–	7	–	4.7	8200	14	23	1	4.2	54	–	5	5	6	7	–
313#	22	64	–	46	9	6	–	6	–	–	–	–	–	–	5	–	5.4	47	40	3	3	2	1	–
314#	76	–	–	42	16	25	3	16	–	9	3	4.6	6400	–	13	–	4.2	60	–	5	5	3	3	–
315#	79	13	–	34	11	26	–	22	–	10	–	4.9	10000	10	15	–	5.0	56	20	2	2	5	4	2
316	55	–	–	11	33	25	1	19	–	8	–	4.8	7100	–	16	1	3.9	49	–	2	2	5	1	–
317	23	–	–	26	30	9	1	8	–	5	–	7.0	11300	–	4	...	...	...	–	–	–	2	2	–
318#	26	35	–	39	15	17	4	7	–	–	–	–	–	–	9	2	3.9	43	56	2	2	3	2	–
401#	31	–	–	45	19	10	–	9	–	3	...	...	...	–	6	–	5.0	45	–	1	1	3	2	1
402	28	–	–	14	21	15	1	10	–	7	–	6.3	14300	–	7	1	3.1	...	–	–	–	7	–	–
403	10	–	–	60	20	5	–	–	–	1	...	...	...	–	2	...	...	...	–	...	...	...	...	...
404	10	–	–	–	–	7	–	1	2	–	–	–	–	–	6	–	1.8	73	–	1	1	2	–	–
405	4	...	...	...	...	4	...	...	...	...	...	...	...	...	...	...	...	...	...	...	...	...	...	...
407	19	–	–	5	37	16	–	–	15	–	–	–	–	–	16	–	2.3	70	–	–	–	13	1	–

[Data exclude vacant seasonal and vacant migratory housing units. For minimum base for derived figures (percent, average, etc.) and meaning of symbols, see text]

Blocks Within Census Tracts	Total population	Percent of total population				Year-round housing units				Occupied housing units													
								Units in—		Owner					Renter					1.01 or more persons per room				
	Total population	Negro	In group quarters	Under 18 years	62 years and over	Total	Lacking some or all plumbing facilities	One-unit structures	Structures of 10 or more units	Total	Lacking some or all plumbing facilities	Average number of rooms	Average value (dollars)	Percent Negro	Total	Lacking some or all plumbing facilities	Average number of rooms	Average contract rent (dollars)	Percent Negro	Total	With all plumbing facilities	One-person households	With female head of family	With roomers, boarders, or lodgers
408	3	...	...	...	...	3	...	...	...	...	...	...	...	...	...	...	...	...	...	...	...	...	...	...
414#	33	–	–	18	15	14	–	10	–	5	–	6.0	12900	–	9	–	3.8	72	–	–	–	3	3	–
415	5	–	–	40	40	2	...	...	...	...	...	...	...	–	...	...	...	...	–	...	...	...	...	...
416	94	–	88	2	–	5	–	–	4	–	–	–	–	–	5	–	2.4	...	–	1	1	1	–	–
417	3	...	...	...	...	2	...	...	...	...	...	...	...	...	...	...	...	...	...	...	...	...	...	...
418	14	–	–	29	14	7	–	5	–	2	...	...	...	–	2	...	...	...	–	...	...	...	...	...
419#	29	–	–	10	45	15	–	10	1	5	–	5.4	6200	–	8	–	4.9	107	–	–	–	6	5	1
420	13	–	–	46	23	3	...	...	...	...	...	...	...	–	...	...	...	...	–	...	...	...	...	...
422	15	40	–	53	7	6	1	6	–	6	1	5.7	7900	17	–	–	–	–	–	1	1	3	–	–
423	11	–	–	–	27	6	–	4	–	3	...	...	...	–	3	...	...	...	–	–	–	3	1	–
424#	15	–	–	20	27	8	–	8	–	2	...	...	...	–	5	–	5.0	61	–	–	–	2	2	–
425	22	–	–	23	32	9	–	6	–	5	–	6.6	...	–	4	...	...	...	–	–	–	3	2	1
426	127	–	65	14	1	14	–	6	–	2	...	...	...	–	12	–	4.2	68	–	1	1	2	–	–
427	40	–	–	28	5	18	–	6	2	2	...	...	...	–	16	–	4.7	89	–	–	–	4	3	–
502	5	–	–	20	20	2	...	...	...	...	...	...	...	–	...	...	...	...	–	...	...	...	...	...
504	57	–	–	26	21	22	–	18	–	13	–	6.8	11000	–	7	–	4.9	75	–	1	1	4	2	1
505#	52	–	–	25	31	19	–	19	–	10	–	5.8	12600	–	9	–	5.9	73	–	1	1	3	–	1
506	61	–	–	20	26	30	2	17	1	20	1	5.3	7400	–	7	1	2.9	61	–	2	2	10	4	1
507#	53	–	–	19	23	27	–	13	9	7	–	6.3	6600	–	18	–	4.1	79	–	1	1	8	5	–
508#	63	–	–	30	19	27	1	9	1	6	–	5.5	9600	–	19	1	3.7	85	–	1	1	6	2	1
509	16	–	–	19	44	8	–	8	–	6	–	6.2	8800	–	2	...	...	...	–	–	–	4	–	1
510	29	–	–	24	17	14	–	10	–	5	–	6.6	9800	–	9	–	4.0	66	–	–	–	6	1	1
511	30	–	–	33	3	13	–	7	–	2	...	...	...	–	9	–	3.8	75	–	1	1	2	1	–
513	7	–	–	14	14	4	...	...	...	...	...	...	...	–	...	...	...	...	–	...	...	...	...	...
514	64	–	–	31	20	26	1	15	–	12	1	4.9	8700	–	13	–	3.8	64	–	1	1	9	1	–
515	61	–	–	28	18	25	–	20	–	12	–	5.7	7600	–	8	–	4.4	68	–	1	1	1	5	1
516	38	–	–	18	34	17	–	15	–	13	–	5.2	7800	–	3	...	...	...	–	1	1	6	–	–
517	37	–	–	24	19	17	–	13	–	9	–	6.1	10400	–	5	–	5.4	95	–	–	–	1	2	–
518	43	–	–	40	14	12	–	12	–	7	–	7.4	10900	–	5	–	7.2	...	–	1	1	3	–	1
519	100	–	–	19	6	43	1	16	–	12	1	5.6	11600	–	29	–	3.7	84	–	1	1	11	1	2
520	24	–	–	29	13	10	–	7	–	3	...	...	...	–	6	–	4.8	67	–	–	–	2	4	–
521	45	–	–	33	9	20	–	8	–	5	–	6.8	...	–	12	–	3.6	65	–	4	4	2	4	–
10	4983	1	–	27	13	2009	23	1256	381	1094	7	5.8	16100	1	839	11	4.1	103	2	51	50	415	216	72
101	41	–	–	12	37	29	3	5	–	1	...	...	...	–	23	1	3.5	42	–	1	1	13	2	1
102	135	–	–	19	12	63	7	23	10	18	2	5.5	11900	–	41	4	3.7	83	–	1	–	13	6	1
104	31	–	–	26	10	14	1	8	–	5	–	6.0	11200	–	8	1	4.5	80	–	–	–	4	–	1
105	32	–	–	44	13	12	–	10	–	6	–	5.7	10300	–	4	...	...	...	–	1	1	2	3	–
106	133	–	6	30	12	44	–	37	–	15	–	7.1	13900	–	28	–	5.7	90	–	2	2	7	8	2
108	72	–	–	8	21	45	3	14	1	10	1	6.8	15300	–	31	2	3.1	101	–	–	–	26	3	2
109	23	–	–	9	22	15	–	–	3	–	–	–	–	–	15	–	3.9	90	–	–	–	8	3	–
110	154	1	4	8	11	83	–	21	37	14	–	7.4	16100	–	65	–	2.6	77	2	2	2	39	3	10
111	10	–	–	30	30	4	...	...	...	...	...	...	...	–	...	...	...	...	–	...	...	...	...	...
112	27	–	–	–	59	15	–	15	–	13	–	6.2	15600	–	2	...	...	...	–	–	–	5	–	–
113	38	–	–	21	8	14	–	10	–	9	–	6.0	15500	–	5	–	2.4	70	–	1	1	3	–	1
114	11	–	–	–	27	6	–	6	–	6	–	6.5	16700	–	–	–	–	–	–	–	–	3	–	–
115	53	–	–	19	26	25	–	25	–	20	–	5.9	11800	–	5	–	4.4	84	–	–	–	6	5	1
116	52	–	–	25	15	22	–	15	–	14	–	5.7	11700	–	8	–	3.9	83	–	1	1	6	3	1
117	76	–	–	13	16	36	1	17	–	14	–	5.7	10800	–	21	1	4.0	83	–	1	1	7	4	3
201	15	–	–	20	20	8	1	6	–	2	...	...	...	–	6	1	4.8	75	–	–	–	5	2	–
202	26	–	–	19	4	11	–	6	–	4	...	...	...	–	6	–	4.7	97	–	–	–	3	–	–
203	31	–	–	39	7	13	3	5	–	7	1	6.6	15300	–	4	...	...	...	–	2	2	4	–	–
204	26	–	–	31	39	11	–	11	–	8	–	6.4	13400	–	3	...	...	...	–	–	–	3	1	–
205	82	–	–	23	20	30	1	25	–	19	1	5.5	14700	–	11	–	5.4	104	–	–	–	4	1	1
206	48	–	–	10	31	21	–	20	–	16	–	6.5	12200	–	5	–	5.6	105	–	–	–	3	2	4
207	18	–	–	17	33	6	–	5	–	5	–	6.4	...	–	1	...	...	...	–	–	–	–	2	2
208	275	–	–	35	8	121	1	19	98	16	1	5.9	12000	–	92	–	4.0	122	–	6	6	17	25	2
209	91	–	–	25	2	41	–	9	29	6	–	4.7	12500	–	31	–	4.1	128	–	2	2	7	2	–
210	91	–	–	37	2	28	–	26	–	23	–	6.0	18400	–	5	–	5.8	95	–	1	1	2	2	–
211	80	–	–	28	13	26	–	22	–	18	–	6.3	13700	–	8	–	4.6	88	–	3	3	4	4	–
212	95	–	–	41	2	29	–	28	–	23	–	5.8	19200	–	5	–	5.4	115	–	1	1	1	2	2
213	16	–	–	50	–	4	...	...	...	...	...	...	...	–	...	...	...	...	–	...	...	...	...	...
214	680	4	–	28	2	287	–	58	191	49	–	5.6	21000	–	227	–	4.0	124	5	10	10	58	38	17
216	70	–	–	36	6	20	–	20	–	19	–	6.4	20000	–	1	...	...	...	–	–	–	–	1	–
217	52	–	–	33	8	15	–	15	–	15	–	5.9	21500	–	–	–	–	–	–	1	1	–	1	–
302	19	–	–	37	16	8	–	6	–	3	...	...	...	–	3	...	...	...	–	–	–	1	1	1
303	5	–	–	20	20	2	...	...	...	...	...	...	...	–	...	...	...	...	–	...	...	...	...	...
304	132	–	–	26	8	63	–	2	–	49	–	4.0	...	–	14	–	3.6	82	–	4	4	23	7	1
305	146	–	–	35	10	48	–	47	–	37	–	4.9	14700	–	10	–	4.8	91	–	4	4	3	3	1
306	142	–	–	32	11	47	–	44	–	40	–	5.7	15800	–	7	–	5.0	82	–	1	1	3	6	–
307	494	2	–	36	5	158	–	156	–	139	–	5.6	19000	1	16	–	4.9	140	6	3	3	4	18	2
310	111	17	–	33	10	35	–	35	–	29	–	5.5	18700	10	5	–	5.2	...	40	2	2	4	2	–
312	56	–	–	34	4	20	–	20	–	17	–	5.5	16200	–	3	...	...	...	–	–	–	2	1	–
313	60	–	–	32	3	21	–	21	–	20	–	5.1	13600	–	1	...	...	...	–	–	–	2	2	2
314	160	–	–	26	9	60	–	54	–	46	–	5.6	17000	–	10	–	4.2	81	–	–	–	9	5	3
315	54	–	–	22	17	24	1	20	–	14	–	5.9	15100	–	8	1	4.4	86	–	–	–	3	1	–
316	60	–	–	23	15	26	–	26	–	22	–	5.7	15200	–	4	...	...	...	–	–	–	7	3	–
317	31	–	–	16	7	12	–	12	–	12	–	6.3	19500	–	–	–	–	–	–	–	–	1	–	–
319	41	–	–	32	12	14	–	14	–	14	–	5.4	14000	–	–	–	–	–	–	–	–	2	1	–
320	54	–	–	35	15	15	–	15	–	14	–	6.2	15800	–	1	...	...	...	–	–	–	1	1	1
401	42	–	–	24	24	15	–	15	–	13	–	6.8	17200	–	2	...	...	...	–	–	–	2	1	–
402	33	–	–	21	9	14	–	14	–	12	–	5.9	15200	–	2	...	...	...	–	–	–	2	2	–
403	60	–	–	13	45	30	–	28	–	23	–	6.2	15700	–	4	...	...	...	–	–	–	6	3	1
404	15	–	–	20	27	6	–	6	–	4	...	...	...	–	1	...	...	...	–	–	–	–	1	–
405	83	–	–	28	19	30	–	30	–	25	–	6.5	15700	–	4	...	...	...	–	1	1	2	3	2
407	80	–	–	16	30	32	–	29	–	28	–	6.7	15300	–	4	...	...	...	–	–	–	5	2	1
408	70	–	–	16	33	31	–	27	–	24	–	6.3	14400	–	7	–	4.4	92	–	–	–	11	3	–
409	73	–	–	21	29	31	–	31	–	27	–	6.1	15000	–	2	...	...	...	–	–	–	6	4	1
410	59	–	–	29	25	24	1	24	–	20	1	6.8	14600	–	4	...	...	...	–	–	–	10	4	–

Table 2. Characteristics of Housing Units and Population, by Blocks: 1970—Con.

[Data exclude vacant seasonal and vacant migratory housing units. For minimum base for derived figures (percent, average, etc.) and meaning of symbols, see text]

Blocks Within Census Tracts	Total population	Percent of total population: Negro	In group quarters	Under 18 years	62 years and over	Year-round housing units: Total	Lacking some or all plumbing facilities	Units in—: One-unit structures	Structures of 10 or more units	Occupied housing units: Owner: Total	Lacking some or all plumbing facilities	Average number of rooms	Average value (dollars)	Percent Negro	Renter: Total	Lacking some or all plumbing facilities	Average number of rooms	Average contract rent (dollars)	Percent Negro	1.01 or more persons per room: Total	With all plumbing facilities	One-person households	With female head of family	With roomers, boarders, or lodgers
411	88	–	–	22	19	31	–	26	–	24	–	6.8	16000	–	7	–	3.9	89	–	–	–	5	7	2
412	38	–	–	16	45	17	–	13	–	12	–	6.7	13300	–	4	...	...	...	–	–	–	2	5	–
413	50	–	–	16	58	21	–	21	–	19	–	6.4	14400	–	2	...	...	...	–	–	–	7	1	2
414	62	–	–	27	21	26	–	18	–	14	–	6.3	13400	–	11	–	5.2	105	–	–	–	6	2	–
415	81	–	–	15	20	50	–	11	12	11	–	5.6	16100	–	39	–	3.0	79	–	–	–	31	3	–
11	2605	3	5	17	23	1398	14	512	216	364	4	7.1	18200	3	880	10	3.8	91	3	18	18	544	126	64
101	42	–	–	19	36	19	1	10	–	11	1	7.0	19600	–	6	–	4.0	93	–	–	–	5	1	2
102	42	–	–	5	14	32	–	8	–	4	...	...	...	–	25	–	3.5	83	–	1	1	18	4	2
103	70	–	–	14	23	32	–	10	–	11	–	7.1	16700	–	21	–	4.6	87	–	–	–	9	3	4
104	61	–	–	5	21	42	–	7	1	7	–	6.7	18300	–	30	–	3.5	104	–	–	–	16	1	2
105	10	–	–	10	40	4	...	...	...	...	...	...	...	–	...	...	...	...	–	...	...	...	...	...
106	20	–	–	45	–	6	–	2	–	3	...	...	...	–	3	...	...	...	–	–	–	–	1	–
108	31	–	–	10	19	19	1	3	1	5	–	5.8	...	–	11	1	3.5	124	–	–	–	6	–	2
109	63	–	–	19	19	31	–	9	11	7	–	7.6	17500	–	21	–	4.0	106	–	–	–	8	3	2
110	55	2	–	24	26	28	–	9	1	8	–	7.3	16100	–	19	–	4.4	91	–	1	1	13	1	1
111	77	–	–	18	26	43	–	13	14	12	–	7.4	21400	–	28	–	4.3	83	–	–	–	21	7	2
112	41	–	–	24	17	15	–	7	–	6	–	6.7	15500	–	8	–	4.8	108	–	–	–	3	1	1
113#	19	–	–	11	5	13	–	1	–	1	...	...	...	–	10	–	4.0	85	–	–	–	7	1	2
114	4	...	...	...	...	2	...	...	...	...	...	...	...	...	...	...	...	...	...	...	...	...	...	...
115	18	–	–	17	6	12	–	5	–	1	...	...	...	–	11	–	3.8	82	–	–	–	8	1	1
116	54	–	15	26	9	23	–	10	–	7	–	7.7	17900	–	14	–	4.3	100	–	2	2	11	3	2
117	59	3	–	24	24	24	–	15	–	11	–	9.1	19300	–	12	–	4.1	98	17	–	–	8	1	–
119	99	1	–	11	24	72	–	8	38	3	...	...	...	...	62	–	3.6	93	–	1	1	41	3	3
120	43	–	–	14	26	24	–	7	4	5	–	8.8	...	–	18	–	4.6	83	–	–	–	12	1	–
121	33	–	–	18	27	19	1	11	–	8	1	7.1	18000	–	9	–	4.6	104	–	–	–	8	1	1
122	95	–	8	12	27	56	2	20	–	16	–	8.4	16300	–	30	2	3.3	80	–	–	–	24	5	2
201	23	–	–	22	39	11	–	5	–	4	...	...	...	–	6	–	3.2	68	–	–	–	3	2	–
202	33	–	–	12	24	22	–	7	–	5	–	6.8	...	–	14	–	3.8	86	–	–	–	9	2	1
203#	22	–	–	32	27	8	–	6	–	2	...	...	...	–	5	–	5.6	63	–	–	–	2	1	–
204	12	–	–	–	42	8	–	4	–	2	...	...	...	–	6	–	3.8	57	–	–	–	4	2	–
205#	13	–	–	23	31	8	–	2	–	2	...	...	...	–	5	–	3.8	77	–	–	–	4	1	–
206	4	...	...	...	...	2	...	...	...	...	...	...	...	...	...	...	...	...	...	...	...	...	...	...
207	4	...	...	...	...	1	...	...	...	...	...	...	...	...	...	...	...	...	...	...	...	...	...	...
208	27	–	–	48	7	9	–	8	–	4	...	...	...	–	4	...	...	...	–	1	1	1	4	1
209	38	61	–	18	11	23	2	19	–	4	...	...	...	...	14	2	3.9	67	64	–	–	4	4	–
212	19	–	–	26	32	9	–	8	–	6	–	6.2	12000	–	1	...	...	...	–	–	–	2	2	–
213	68	46	–	12	37	35	2	31	1	18	2	4.9	14700	28	17	–	4.7	73	53	1	1	18	4	1
214	50	–	–	16	20	33	–	17	–	10	–	5.9	16300	–	20	–	3.9	74	–	1	1	17	2	–
215	31	16	–	23	19	15	–	7	–	2	...	...	...	...	13	–	3.9	66	8	–	–	4	3	1
216	41	–	–	12	12	24	–	6	–	3	...	...	...	–	19	–	3.8	70	–	1	1	7	6	1
217	43	–	–	30	5	23	–	7	–	1	...	...	...	–	17	–	3.9	84	–	1	1	3	3	–
218	57	–	–	16	16	23	–	7	–	7	–	7.1	12800	–	16	–	4.3	106	–	1	1	5	1	1
219	75	–	–	23	24	40	1	18	–	13	–	6.2	16100	–	18	1	4.4	87	–	–	–	10	4	3
220	44	–	–	14	32	23	–	13	–	11	–	7.2	13600	–	7	–	4.4	85	–	–	–	4	3	2
221	48	–	–	13	29	24	–	10	–	6	–	8.0	12300	–	17	–	4.4	88	–	–	–	7	4	3
222	93	–	–	26	16	49	1	21	–	10	–	6.2	15000	–	33	1	4.4	72	–	1	1	17	6	1
223	102	–	–	21	8	53	1	16	2	9	–	6.4	11300	–	35	1	4.0	87	–	2	2	13	3	3
303	12	–	–	25	17	5	–	5	–	4	...	...	...	–	1	...	...	...	–	–	–	1	1	–
304	53	–	–	26	17	22	1	13	–	10	–	8.1	23300	–	12	1	4.0	85	–	–	–	10	2	1
305	100	1	–	13	25	56	1	14	–	12	–	6.8	11800	–	41	1	3.5	89	–	1	1	26	8	5
307	38	–	–	24	18	15	–	11	–	9	–	9.3	27400	–	6	–	5.0	85	–	–	–	5	–	1
308	36	–	–	19	50	20	–	18	–	16	–	7.9	24400	–	2	...	...	...	–	–	–	7	–	2
309	54	–	–	20	22	22	–	21	–	19	–	7.5	24000	–	3	...	...	...	–	–	–	7	–	2
310	79	–	–	25	17	40	–	12	–	15	–	7.6	28400	–	24	–	3.8	81	–	–	–	19	5	2
311	157	3	–	15	13	118	–	16	68	9	–	7.1	13900	–	77	–	3.3	99	4	1	1	41	9	2
312	192	–	–	9	8	141	–	28	75	18	–	6.0	13100	–	107	–	2.6	114	–	2	2	76	6	1
313	101	8	100	–	84	–	–	–	–	–	–	–	–	–	–	–	–	–	–	–	–	–	–	–
12	3024	30	10	33	17	984	17	849	2	711	11	7.0	28700	23	245	6	4.4	91	56	42	40	191	91	32
101	123	63	5	20	20	56	1	41	–	34	1	5.7	16000	68	20	–	5.3	202	25	1	1	18	6	1
102	9	100	–	33	11	3	...	...	...	...	...	...	...	...	...	...	...	...	...	...	...	...	...	...
103	67	100	–	25	8	21	–	21	–	17	–	5.3	14300	100	4	...	...	...	...	–	–	1	2	–
104	54	100	–	22	30	20	–	20	–	17	–	5.8	13000	100	3	...	...	...	...	3	3	5	3	3
105	15	33	–	27	47	7	–	1	–	1	...	...	...	...	5	–	5.4	235	20	1	1	2	1	–
106	26	4	–	23	27	9	–	9	–	9	–	8.9	53100	11	–	–	–	–	–	–	–	4	1	1
108	20	–	–	50	–	5	–	5	–	5	–	10.0	60000	–	–	–	–	–	–	–	–	1	–	–
109	39	–	–	46	3	9	–	8	–	9	–	10.0	60000	–	–	–	–	–	–	–	–	–	1	–
110	128	–	–	22	25	50	2	50	–	47	2	6.7	28800	–	2	...	...	...	–	–	–	8	–	1
111	421	21	68	63	7	43	1	41	2	27	1	5.7	20500	89	15	–	6.3	...	13	3	3	3	3	1
112	46	100	–	20	15	20	1	20	–	17	1	5.2	13700	100	3	...	...	...	...	1	1	5	2	2
113	44	100	–	32	11	17	–	16	–	5	–	4.6	8800	100	10	–	3.7	56	100	3	3	4	3	–
114	30	100	–	20	23	11	–	10	–	6	–	5.2	16000	100	5	–	4.2	70	100	1	1	1	1	–
116	84	100	–	35	11	24	–	24	–	16	–	5.4	11500	100	7	–	4.9	65	100	3	3	3	4	1
117	68	100	–	46	9	19	1	19	–	7	–	5.3	10500	100	11	1	4.0	55	100	5	4	2	5	1
118	8	100	–	–	25	5	–	5	–	3	...	...	...	...	1	...	...	...	...	...	...	...	...	...
119	15	100	–	27	13	6	–	6	–	4	...	...	...	...	2	...	...	...	...	–	–	2	2	1
120	50	94	–	26	16	16	–	16	–	11	–	5.3	9900	91	4	...	...	...	...	–	–	4	1	2
121	243	97	–	33	7	96	4	37	–	12	1	5.5	12400	83	77	3	3.8	71	99	13	12	23	12	2
202	85	–	7	9	32	47	2	16	–	11	–	6.3	17000	–	34	2	3.4	86	–	1	1	28	5	3
203	40	–	–	40	13	10	–	10	–	10	–	8.0	35600	–	–	–	–	–	–	–	–	–	1	–
204	29	–	–	45	14	9	1	9	–	8	1	7.9	45300	–	–	–	–	–	–	–	–	–	–	–
208	82	–	–	34	5	23	–	23	–	22	–	8.2	40900	–	–	–	–	–	–	–	–	–	2	2
209	32	–	–	28	44	13	–	13	–	12	–	8.4	48500	–	1	...	...	...	–	–	–	4	1	–
210	3	...	...	...	...	2	...	...	...	...	...	...	...	...	...	...	...	...	...	...	...	...	...	...
211	130	1	–	31	23	39	1	39	–	36	1	8.4	37600	–	2	...	...	...	–	–	–	6	2	–
212	45	–	–	27	33	17	–	17	–	15	–	8.6	36100	–	2	...	...	...	–	2	2	3	3	1
213	183	–	–	33	22	61	–	59	–	57	–	7.3	27300	–	2	...	...	...	–	1	1	7	4	1
214	77	–	–	40	5	23	–	23	–	21	–	6.5	22900	–	1	...	...	...	–	–	–	2	1	2

[Data exclude vacant seasonal and vacant migratory housing units. For minimum base for derived figures (percent, average, etc.) and meaning of symbols, see text]

Blocks Within Census Tracts	Total population	Percent of total population				Year-round housing units				Occupied housing units													
								Units in—		Owner					Renter					1.01 or more persons per room				
	Total population	Negro	In group quarters	Under 18 years	62 years and over	Total	Lacking some or all plumbing facilities	One-unit structures	Structures of 10 or more units	Total	Lacking some or all plumbing facilities	Average number of rooms	Average value (dollars)	Percent Negro	Total	Lacking some or all plumbing facilities	Average number of rooms	Average contract rent (dollars)	Percent Negro	Total	With all plumbing facilities	One-person households	With female head of family	With roomers, boarders, or lodgers
215	15	–	–	20	13	8	1	8	–	7	1	5.1	13000	–	1	...	...	...	–	–	–	3	2	–
216	26	39	–	42	15	8	2	8	–	4	...	...	...	...	4	...	...	...	...	–	–	1	–	–
217	50	–	–	20	22	20	–	20	–	15	–	6.3	16900	–	4	...	...	...	–	–	–	4	1	–
218	32	–	–	28	22	11	–	11	–	10	–	7.0	20500	–	1	...	...	...	–	–	–	1	–	–
219#	76	–	17	32	13	21	–	15	–	15	–	7.6	34500	–	6	–	3.3	91	–	2	2	3	4	–
220	19	–	–	21	11	7	–	7	–	6	–	9.0	46000	–	1	...	...	...	–	–	–	1	–	–
301	79	1	–	34	25	25	–	24	–	24	–	7.6	42400	–	1	...	...	...	...	1	1	3	3	–
302	29	3	–	21	24	12	–	9	–	11	–	7.9	44000	–	1	...	...	...	...	–	–	4	1	–
303	47	–	–	43	11	16	–	14	–	11	–	9.2	43900	–	4	...	...	...	–	–	–	5	2	–
305	19	–	–	37	11	6	–	6	–	4	...	...	...	–	2	...	...	...	–	–	–	1	–	–
306	19	5	–	11	37	8	–	8	–	7	–	9.1	55000	–	1	...	...	...	...	–	–	1	–	1
308	65	15	–	25	20	23	–	23	–	23	–	7.0	36700	4	–	–	–	–	–	1	1	3	2	–
309	83	–	–	29	23	27	–	24	–	24	–	7.5	33000	–	3	...	...	...	–	–	–	3	1	–
310	53	–	–	19	23	21	–	21	–	20	–	6.9	29200	–	1	...	...	...	–	–	–	6	–	2
312	116	–	–	22	22	44	–	44	–	43	–	6.7	31500	–	1	...	...	...	–	–	–	3	5	1
313	55	–	–	18	26	24	–	24	–	24	–	6.5	28100	–	–	–	–	–	–	–	–	5	1	1
314	45	–	–	11	44	22	–	20	–	20	–	7.3	31600	–	2	...	...	...	–	–	–	5	1	1
13	3961	3	51	12	5	778	2	360	131	313	1	7.0	34800	–	442	1	4.3	152	–	7	7	134	31	16
101	24	–	–	25	–	7	–	7	–	6	–	7.2	25200	–	1	...	...	...	–	–	–	–	1	–
102	2170	5	94	1	–	56	–	8	–	46	–	4.0	19700	–	10	–	4.8	...	–	3	3	–	1	–
105	157	–	–	24	13	57	1	57	–	46	1	7.1	28700	–	8	–	5.4	107	–	–	–	5	4	2
106	60	–	–	30	8	21	–	21	–	19	–	6.5	18900	–	2	...	...	...	–	–	–	2	–	–
107	177	1	–	28	14	60	–	53	–	44	–	6.8	27800	–	15	–	3.5	84	–	2	2	6	6	–
108	36	–	–	33	14	12	–	12	–	12	–	5.9	20100	–	–	–	–	–	–	–	–	2	–	–
109	2	...	...	...	...	1	...	...	...	...	...	...	...	...	...	...	...	...	...	...	...	...	...	...
111	116	–	–	13	–	55	1	–	50	–	–	–	–	–	52	1	3.0	66	–	1	1	3	–	3
116	45	–	–	47	2	11	–	11	–	11	–	7.8	33400	–	–	–	–	–	–	–	–	–	–	1
901	677	–	–	17	14	309	–	106	50	58	–	7.4	38500	–	241	–	4.5	193	–	–	–	71	14	5
902	261	1	–	33	9	103	–	28	31	26	–	8.0	43000	–	73	–	4.2	93	1	1	1	29	2	4
904	61	–	–	38	8	21	–	20	–	14	–	9.9	60000	–	6	–	5.5	...	–	–	–	4	–	–
909	48	2	–	42	2	12	–	12	–	11	–	9.2	60000	–	1	...	...	...	...	–	–	–	1	–
910	34	–	–	53	6	8	–	8	–	8	–	9.3	57800	–	–	–	–	–	–	–	–	–	–	–
911	15	–	–	–	33	9	–	4	–	–	–	–	–	–	9	–	4.3	232	–	–	–	3	–	–
912	47	–	–	17	6	25	–	1	–	–	–	–	–	–	24	–	4.3	173	–	–	–	9	1	1
913	31	–	–	29	13	11	–	11	–	11	–	8.1	34500	–	–	–	–	–	–	–	–	–	1	–
14	2735	9	7	27	13	947	9	782	10	581	3	5.3	14000	6	320	3	4.4	81	4	37	37	141	97	41
101	5	–	–	60	–	1	...	...	...	...	...	...	...	–	...	...	...	...	–	...	...	...	...	...
103	69	–	–	15	17	28	2	27	–	23	1	5.5	16100	–	4	...	...	...	–	–	–	2	1	–
104	25	–	–	20	24	12	–	10	–	8	–	5.6	13200	–	3	...	...	...	–	–	–	3	–	1
105	12	–	–	33	–	6	–	4	–	–	–	–	–	–	5	–	4.0	65	–	–	–	1	–	–
106	42	–	–	24	5	14	–	14	–	9	–	5.6	13600	–	4	...	...	...	–	1	1	1	1	2
107	74	–	–	35	8	25	–	25	–	21	–	5.3	12500	–	3	...	...	...	–	1	1	3	3	–
108	40	–	–	30	18	15	–	15	–	8	–	5.6	13800	–	7	–	4.3	69	–	–	–	2	3	1
109	52	4	–	12	31	30	–	15	–	16	–	4.6	13300	–	13	–	4.2	70	8	–	–	13	4	–
111	105	–	–	26	14	35	–	35	–	28	–	5.5	13800	–	6	–	4.5	85	–	1	1	2	4	4
112	15	–	–	47	–	4	...	...	...	...	...	...	...	–	...	...	...	...	–	...	...	...	...	...
113	128	–	3	34	15	46	1	42	–	31	–	5.4	12800	–	13	–	4.2	69	–	2	2	9	6	–
114	32	–	–	38	13	10	–	10	–	6	–	4.8	8700	–	3	...	...	...	–	1	1	–	–	1
115	217	–	–	33	12	74	2	62	–	40	–	5.4	11200	–	34	2	4.4	71	–	4	4	11	7	3
116	36	–	–	17	22	17	–	10	–	6	–	5.5	...	–	9	–	3.9	79	–	–	–	2	1	–
117	63	–	–	22	24	25	–	15	–	10	–	6.0	12800	–	13	–	4.2	71	–	1	1	3	4	3
118	15	–	–	20	40	6	–	6	–	4	...	...	...	–	1	...	...	...	–	–	–	–	2	3
119	47	–	–	28	23	17	1	17	–	15	–	5.9	13100	–	1	...	...	...	–	–	–	2	1	1
120	256	–	–	26	15	90	1	84	–	78	1	5.2	12600	–	9	–	4.3	86	–	4	4	11	9	2
202	6	33	–	17	–	3	...	...	...	...	...	...	...	...	...	...	...	...	...	...	...	...	...	...
204	180	31	–	32	11	79	–	57	1	14	–	5.3	15700	86	56	–	4.1	70	5	2	2	18	8	5
207	123	57	60	22	1	14	–	14	–	10	–	5.1	16000	80	4	...	...	...	...	–	–	1	2	1
209	9	–	–	11	22	5	–	5	–	2	...	...	...	–	2	...	...	...	–	...	...	...	...	...
211	239	–	–	32	15	80	–	74	–	53	–	5.2	11200	–	25	–	4.5	76	–	4	4	9	8	3
212	55	–	–	22	15	24	–	23	–	13	–	5.9	17700	–	10	–	4.8	102	–	–	–	6	3	2
213	53	–	–	17	19	19	–	15	–	11	–	5.8	20400	–	7	–	5.3	108	–	1	1	1	2	2
214	32	–	–	28	9	10	–	8	–	6	–	6.2	21900	–	3	...	...	...	–	–	–	–	–	–
215	25	–	–	16	20	9	–	8	–	7	–	5.3	18800	–	2	...	...	...	–	–	–	1	1	1
216	281	1	–	25	15	105	1	89	9	73	1	5.8	18700	–	24	–	4.3	96	4	2	2	11	8	2
217	61	3	–	21	12	21	–	20	–	18	–	5.1	13100	6	3	...	...	...	...	–	–	3	–	–
218	63	3	–	33	5	20	–	16	–	11	–	5.6	13300	9	7	–	4.7	74	–	2	2	2	2	3
220	115	1	–	30	10	47	1	18	–	19	–	4.2	9400	–	28	1	4.4	100	4	5	5	15	8	–
221	43	–	–	23	21	19	–	14	–	8	–	4.8	10500	–	9	–	4.2	77	–	1	1	3	1	1
222	178	53	58	14	4	24	–	23	–	19	–	5.1	10900	53	5	–	4.6	77	60	1	1	2	5	–
223	39	–	–	49	5	13	–	–	–	8	–	3.6	–	–	5	–	4.6	...	–	3	3	2	3	–
15	3896	1	–	33	12	1289	43	1157	16	839	22	5.2	12500	1	395	15	4.5	77	2	110	106	151	131	24
101	82	1	–	27	21	37	2	32	–	21	1	5.1	8800	–	13	1	4.5	67	8	2	2	9	2	2
102#	133	2	–	32	11	46	2	44	1	29	1	5.0	10500	–	14	1	4.6	79	7	3	3	6	10	1
103	53	–	–	23	15	21	–	20	–	16	–	4.9	11100	–	3	...	...	...	–	–	–	3	1	–
104	113	–	–	38	8	39	–	21	–	21	–	4.5	11500	–	16	–	4.6	85	–	6	6	7	6	–
105#	60	–	–	45	12	16	–	15	–	10	–	5.6	9700	–	5	–	5.4	87	–	3	3	–	1	–
106	48	–	–	29	17	16	1	15	–	13	1	4.9	10900	–	2	...	...	...	–	1	1	2	1	1
107	95	–	–	35	4	31	1	27	–	24	1	5.1	12900	–	5	–	3.6	59	–	2	2	1	3	–
108	178	–	–	35	10	53	–	47	–	40	–	5.1	14300	–	11	–	4.7	93	–	3	3	1	3	–
109	166	–	–	24	19	62	2	60	–	42	–	5.1	12200	–	17	2	4.3	67	–	4	4	8	7	3
110	56	–	–	23	16	24	1	22	1	18	1	5.3	9700	–	5	–	5.2	...	–	–	–	4	4	1
111	86	–	–	34	14	28	–	24	–	19	–	5.2	9300	–	9	–	4.0	74	–	2	2	6	3	1
112#	105	–	–	30	14	37	–	27	–	22	–	5.3	10200	–	14	–	3.7	72	–	3	3	6	5	1
113	73	–	–	23	26	30	1	27	–	23	1	5.0	10100	–	7	–	4.1	69	–	–	–	7	3	1
114	281	–	–	40	10	96	–	87	–	48	–	4.9	10400	–	42	–	4.3	70	–	14	14	14	11	2
115	155	–	–	31	8	50	2	48	–	34	2	5.2	10300	–	14	–	4.5	80	–	4	3	3	6	1

Table 2. Characteristics of Housing Units and Population, by Blocks: 1970—Con.

[Data exclude vacant seasonal and vacant migratory housing units. For minimum base for derived figures (percent, average, etc.) and meaning of symbols, see text]

Blocks Within Census Tracts	Total population	Percent of total population: Negro	In group quarters	Under 18 years	62 years and over	Year-round housing units: Total	Lacking some or all plumbing facilities	Units in—: One-unit structures	Structures of 10 or more units	Occupied housing units: Owner: Total	Lacking some or all plumbing facilities	Average number of rooms	Average value (dollars)	Percent Negro	Renter: Total	Lacking some or all plumbing facilities	Average number of rooms	Average contract rent (dollars)	Percent Negro	1.01 or more persons per room: Total	With all plumbing facilities	One-person households	With female head of family	With roomers, boarders, or lodgers
201#	66	–	–	27	15	24	–	24	–	16	–	4.9	9000	–	6	–	5.2	57	–	3	3	3	3	–
202	74	–	–	31	24	25	1	25	–	21	1	5.0	7600	–	4	...	...	...	–	4	4	5	3	2
203	117	–	–	27	19	41	1	34	–	21	–	5.6	13100	–	19	1	5.2	64	–	2	2	7	6	2
204	10	–	–	40	20	4	...	...	...	...	...	...	...	–	...	...	...	...	–	...	...	...	...	...
205	54	–	–	20	15	22	–	7	14	6	–	5.3	9200	–	15	–	4.5	112	–	1	1	2	1	1
206	45	–	–	13	31	21	4	15	–	14	2	5.2	7900	–	7	2	3.6	55	–	–	–	7	2	–
207	31	–	–	39	13	8	–	8	–	1	...	...	...	–	6	–	5.7	...	–	1	1	–	1	–
212	27	–	–	26	15	11	–	11	–	6	–	5.3	10000	–	4	...	...	...	–	1	1	3	3	–
214	3	...	...	...	...	1	...	...	...	...	...	...	...	...	...	...	...	...	...	...	...	...	...	...
301#	21	67	–	19	5	10	–	6	–	4	...	...	...	...	5	–	4.2	73	80	–	–	3	1	–
302	16	–	–	31	31	6	–	6	–	3	...	...	...	–	3	...	...	...	–	1	1	2	2	–
303	25	–	–	28	4	8	–	8	–	3	...	...	...	–	5	–	5.2	79	–	1	1	2	–	1
304	18	28	–	33	17	5	–	4	–	3	...	...	...	...	2	...	...	...	...	–	–	–	1	1
307	2	...	...	...	...	1	...	...	...	...	...	...	...	...	...	...	...	...	...	...	...	...	...	...
308	4	...	...	...	...	2	...	...	...	...	...	...	...	...	...	...	...	...	...	...	...	...	...	...
309	30	–	–	40	3	10	1	10	–	5	–	4.8	9700	–	4	...	...	...	–	2	1	1	–	1
310	18	–	–	17	39	10	2	7	–	5	–	6.2	10300	–	4	...	...	...	–	–	–	3	1	–
311	32	–	25	22	16	9	–	8	–	5	–	4.6	9300	–	4	...	...	...	–	–	–	2	1	–
312	43	–	19	33	9	12	1	12	–	8	–	5.8	13100	–	4	...	...	...	–	–	–	2	2	–
313	8	–	–	38	–	2	...	...	...	...	...	...	...	–	...	...	...	...	–	...	...	...	...	...
401	20	–	–	40	10	7	–	7	–	4	...	...	...	–	2	...	...	...	–	–	–	1	–	–
402	70	–	–	27	13	24	–	22	–	6	–	5.2	10400	–	16	–	4.8	96	–	1	1	–	1	–
403	19	–	–	11	26	10	–	7	–	3	...	...	...	–	6	–	4.2	90	–	–	–	2	1	–
404	15	–	–	27	20	7	–	6	–	3	...	...	...	–	1	...	...	...	–	...	...	...	...	...
405	89	–	–	35	11	27	–	27	–	11	–	4.2	9000	–	15	–	4.5	74	–	6	6	2	7	–
406#	32	–	–	41	3	10	4	10	–	4	...	...	...	–	5	3	4.2	55	–	1	–	–	1	–
407	29	–	–	45	10	8	1	7	–	5	–	4.8	...	–	2	...	...	...	–	3	3	–	1	–
408	36	–	–	31	8	10	–	10	–	6	–	5.3	11700	–	4	...	...	...	–	1	1	–	–	–
409	44	9	–	48	18	9	1	9	–	3	...	...	...	...	6	–	4.8	68	–	4	4	–	1	–
410	42	–	–	41	10	12	2	12	–	9	–	5.0	9600	–	1	...	...	...	–	2	2	–	1	–
411	71	–	–	54	7	16	1	15	–	11	1	5.3	9400	–	5	–	4.4	67	–	5	5	2	3	–
412#	59	–	–	32	15	18	–	18	–	12	–	4.8	6800	–	6	–	5.0	58	–	1	1	1	3	–
413	49	–	–	41	6	14	1	14	–	11	–	6.0	10100	–	2	...	...	...	–	1	1	1	–	–
414	46	–	–	33	9	15	2	12	–	9	2	5.4	8300	–	5	–	4.4	74	–	1	1	2	3	–
415#	39	–	–	28	15	15	3	14	–	10	2	5.4	7700	–	5	1	4.6	59	–	–	–	4	2	–
501	38	–	–	42	3	9	–	9	–	5	–	5.4	8300	–	4	...	...	...	–	3	3	–	–	–
502	15	–	–	40	20	4	...	...	...	...	...	...	...	–	...	...	...	...	–	...	...	...	...	...
504	103	–	–	37	7	29	–	21	–	14	–	5.9	17900	–	15	–	4.1	68	–	2	2	3	2	–
505	20	–	–	30	–	6	–	6	–	4	...	...	...	–	1	...	...	...	–	1	1	–	1	–
506	15	–	–	33	–	5	–	5	–	4	...	...	...	–	1	...	...	...	–	–	–	1	–	–
507	60	12	–	23	15	19	1	19	–	16	–	5.8	20800	–	3	...	...	...	...	1	1	–	–	–
508	93	5	–	38	4	29	2	26	–	24	1	5.6	19600	4	4	...	...	...	...	2	2	1	2	–
509	75	–	–	41	3	21	–	20	–	17	–	5.7	17800	–	3	...	...	...	–	1	1	1	–	–
510	86	–	–	27	14	29	–	29	–	24	–	5.7	19500	–	5	–	4.4	98	–	–	–	3	–	1
511	342	–	–	35	7	103	2	103	–	99	2	5.6	17000	–	4	...	...	...	–	8	8	6	7	–
512	9	–	–	–	44	4	...	...	...	...	...	...	...	–	...	...	...	...	–	...	...	...	...	...
513	52	15	–	40	2	11	1	11	–	11	1	5.7	18800	–	–	–	–	–	–	1	–	–	1	–
16.01	4143	88	–	38	7	1214	9	1184	–	937	6	5.5	15900	88	235	3	4.6	72	83	164	163	162	144	24
101	97	4	–	31	7	31	1	31	–	29	1	5.1	11600	7	1	...	...	...	...	2	2	4	3	1
102	29	17	–	35	7	12	–	11	–	10	–	5.3	14700	10	–	–	–	–	–	–	–	2	–	1
104	1	...	...	...	...	1	...	...	...	...	...	...	...	...	...	...	...	...	...	...	...	...	...	...
105	116	12	–	40	12	42	1	42	–	22	–	5.0	9200	9	14	1	4.9	80	7	3	3	5	7	–
106	80	100	–	38	5	36	–	33	–	–	–	–	–	–	34	–	4.0	74	100	4	4	17	3	2
107	21	48	–	33	19	7	1	7	–	4	...	...	...	...	3	...	...	...	..	–	–	1	3	–
108	137	–	–	37	7	39	1	33	–	32	1	5.2	12200	–	7	–	4.4	74	–	3	3	3	5	–
109#	134	100	–	34	5	44	–	41	–	22	–	5.6	16400	100	22	–	4.4	78	100	7	7	13	5	1
110#	85	100	–	31	8	29	–	27	–	18	–	5.2	10600	100	11	–	4.0	75	100	2	2	6	2	2
111#	128	100	–	41	9	32	–	31	–	22	–	7.0	28500	100	10	–	5.0	74	100	5	5	4	6	–
112	60	100	–	38	5	16	–	16	–	15	–	6.9	30700	100	1	...	...	...	...	1	1	1	1	1
113	32	97	–	31	22	10	–	10	–	10	–	6.3	20900	100	–	–	–	–	–	–	–	1	1	–
114	153	99	–	32	10	46	–	46	–	45	–	6.3	23000	98	1	...	...	...	...	2	2	5	6	1
115	15	100	–	33	7	3	...	...	...	...	...	...	...	...	...	...	...	...	...	...	...	...	...	...
116	40	100	18	30	23	10	–	10	–	8	–	6.3	17700	100	2	...	...	...	...	2	2	3	–	–
128#	45	100	–	47	11	11	–	11	–	4	...	...	...	...	7	–	4.4	59	100	4	4	2	3	1
201	94	95	–	42	7	25	–	25	–	25	–	5.2	12900	96	–	–	–	–	–	6	6	4	6	–
202	107	100	–	45	2	28	–	26	–	25	–	5.0	11800	100	3	...	...	...	...	7	7	4	2	1
203	82	100	–	40	2	21	–	21	–	19	–	5.2	13600	100	2	...	...	...	...	5	5	3	2	–
204	69	100	–	45	7	15	–	15	–	15	–	5.3	12300	100	–	–	–	–	–	4	4	2	2	–
205	92	100	–	30	2	29	–	29	–	27	–	5.0	11100	100	2	...	...	...	...	7	7	3	3	1
206	129	100	–	47	3	34	–	33	–	24	–	5.3	11300	100	7	–	5.1	82	100	6	6	7	4	1
207	63	100	–	41	6	16	–	16	–	14	–	5.3	12600	100	2	...	...	...	...	3	3	1	1	–
208	157	100	–	31	6	47	1	47	–	41	–	5.2	11900	100	5	1	4.8	...	100	6	6	6	5	2
209	109	98	–	29	13	36	–	35	–	33	–	5.2	13000	100	2	...	...	...	...	5	5	7	5	1
210	172	100	–	40	7	60	–	60	–	48	–	6.1	21500	100	2	...	...	...	...	4	4	8	5	–
211	34	100	–	59	–	11	–	11	–	7	–	5.9	20600	100	1	...	...	...	...	1	1	–	2	–
212	410	100	–	42	6	109	1	107	–	89	1	5.6	17300	100	17	–	4.3	54	94	14	14	10	8	1
213	114	100	–	46	4	28	–	28	–	23	–	5.6	15900	100	5	–	5.4	98	100	6	6	3	6	–
214#	243	100	–	35	16	75	–	75	–	50	–	5.2	12400	100	24	–	4.5	70	100	10	10	14	15	2
301	90	100	–	41	8	24	–	24	–	23	–	6.1	23900	100	1	...	...	...	...	2	2	3	1	1
302	105	95	–	33	7	30	–	29	–	27	–	6.0	20700	96	3	...	...	...	...	1	1	–	2	–
304	76	100	–	34	9	21	–	20	–	17	–	5.7	18400	100	4	...	...	...	...	3	3	1	2	1
305#	45	100	–	36	7	14	–	14	–	7	–	5.4	19100	100	6	–	4.8	45	100	–	–	–	2	–
306	23	100	–	22	9	6	–	6	–	–	–	–	–	–	6	–	4.2	52	100	2	2	–	–	–
308	24	4	–	29	25	12	–	12	–	8	–	5.1	11300	13	3	...	...	...	...	1	1	5	1	–
309	17	–	–	18	41	6	1	5	–	6	1	6.2	14800	–	–	–	–	–	–	–	–	–	–	1
310	24	17	–	33	–	8	–	7	–	2	...	...	...	...	5	–	5.0	...	20	2	2	–	2	–
311	17	12	–	29	24	6	1	6	–	2	...	...	...	...	3	...	...	...	...	1	1	–	2	–
312	109	83	–	33	12	32	–	32	–	28	–	5.4	13200	93	4	...	...	...	...	5	5	5	4	–
314	147	99	–	46	1	45	–	41	–	41	–	6.0	19800	100	1	...	...	...	...	5	5	2	7	–

[Data exclude vacant seasonal and vacant migratory housing units. For minimum base for derived figures (percent, average, etc.) and meaning of symbols, see text]

Blocks Within Census Tracts	Total population	Percent of total population: Negro	In group quarters	Under 18 years	62 years and over	Year-round housing units: Total	Lacking some or all plumbing facilities	Units in—: One-unit structures	Structures of 10 or more units	Occupied housing units: Owner: Total	Lacking some or all plumbing facilities	Average number of rooms	Average value (dollars)	Percent Negro	Renter: Total	Lacking some or all plumbing facilities	Average number of rooms	Average contract rent (dollars)	Percent Negro	1.01 or more persons per room: Total	With all plumbing facilities	One-person households	With female head of family	With roomers, boarders, or lodgers
315#	418	100	–	43	3	107	1	107	–	91	1	5.4	13200	100	14	–	5.0	79	100	22	21	6	9	1
16.02	3756	96	1	36	14	1291	12	1075	109	469	1	5.3	12700	98	782	10	4.2	60	90	192	190	373	238	47
102	1	...	...	...	...	1	...	...	...	...	...	...	...	...	...	...	...	...	...	...	...	...	...	...
103	3	...	...	...	...	1	...	...	...	...	...	...	...	...	...	...	...	...	...	...	...	...	...	...
104	6	17	–	33	17	2	...	...	...	...	...	...	...	...	...	...	...	...	...	...	...	...	...	...
106	56	100	–	45	5	19	–	18	–	2	...	...	...	...	13	–	3.9	69	100	3	3	2	7	1
107	48	88	–	42	2	20	–	20	–	4	...	...	...	...	15	–	3.6	70	93	4	4	9	2	–
108	49	100	12	53	2	15	–	14	–	3	...	...	...	...	9	–	3.8	73	100	5	5	2	4	1
109	24	100	–	21	29	10	–	9	–	6	–	7.0	20000	100	4	...	...	...	...	1	1	4	1	–
110	42	100	–	45	10	15	–	14	–	4	...	...	...	...	10	–	3.8	74	100	3	3	2	3	–
111	83	94	–	43	4	22	–	21	–	4	...	...	...	...	18	–	3.9	75	94	7	7	3	3	1
112	43	91	–	37	7	13	–	13	–	5	–	6.0	11800	60	8	–	4.3	78	100	3	3	3	1	–
115	260	89	–	56	9	80	1	74	2	3	...	...	...	...	77	1	4.3	48	79	18	17	26	36	2
117	325	76	–	47	15	129	2	113	–	3	...	...	...	...	126	2	4.0	47	61	18	18	54	44	–
118	159	99	–	42	9	48	–	48	–	11	–	5.1	10300	100	33	–	4.5	68	97	13	13	13	9	1
119	27	100	–	48	4	6	–	6	–	1	...	...	...	...	5	–	4.8	...	100	1	1	1	2	–
120	2	...	...	...	...	1	...	...	...	...	...	...	...	...	...	...	...	...	...	...	...	...	...	...
121	79	98	–	47	3	24	–	7	11	3	...	...	...	...	19	–	4.5	78	95	5	5	3	2	1
122	165	100	–	39	2	52	1	37	2	5	–	4.6	10300	100	46	–	4.8	80	100	5	5	7	2	3
123	133	99	–	27	8	45	–	27	–	7	–	4.7	9800	100	37	–	4.9	81	97	5	5	7	10	4
124#	89	98	–	34	18	27	–	27	–	10	–	5.3	10300	100	17	–	4.3	70	94	5	5	4	7	–
125	95	100	–	51	8	26	–	26	–	3	...	...	...	...	21	–	4.6	69	100	8	8	6	5	–
126	19	90	–	11	11	12	–	11	–	1	...	...	...	...	9	–	4.1	46	89	–	–	4	2	1
127	25	100	–	52	8	9	1	9	–	1	...	...	...	...	7	1	3.7	48	100	2	2	4	1	–
128	93	100	–	37	12	28	–	27	–	9	–	4.8	11200	100	19	–	4.8	68	100	4	4	7	6	4
129	71	100	–	38	–	27	–	6	–	–	–	–	–	–	27	–	4.3	73	100	1	1	10	4	–
130	161	99	–	42	8	47	1	46	–	28	–	4.9	10900	96	19	1	3.9	51	100	15	15	13	7	4
201	65	99	–	39	8	16	–	16	–	10	–	5.4	13900	100	6	–	3.8	58	83	4	4	2	2	1
202	93	100	–	31	13	33	–	31	–	13	–	5.4	12000	100	18	–	4.6	68	100	6	6	9	3	2
203	102	94	–	38	8	31	1	31	–	25	–	5.0	13900	96	6	1	4.5	66	100	5	5	8	5	1
204	32	100	–	25	28	11	–	11	–	10	–	5.2	12800	100	1	...	...	...	...	1	1	3	1	–
205	64	100	–	27	6	18	–	18	–	12	–	5.5	15300	100	6	–	4.7	72	100	1	1	2	2	1
206	51	100	–	39	10	15	–	15	–	12	–	5.0	12400	100	3	...	...	...	...	2	2	1	2	1
207	103	100	6	36	8	26	–	26	–	17	–	5.0	12700	100	7	–	4.7	76	100	7	7	2	4	–
208	23	100	–	48	4	5	–	5	–	5	–	4.8	12800	100	–	–	–	–	–	2	2	–	2	–
209	47	79	–	17	11	10	–	8	1	7	–	5.9	9100	86	3	...	...	...	...	2	2	–	1	1
210	24	100	–	21	25	6	–	5	–	5	–	4.8	11300	100	1	...	...	...	...	2	2	–	2	–
212	3	...	...	...	...	1	...	...	...	...	...	...	...	...	...	...	...	...	...	...	...	...	...	...
213	124	95	–	9	73	105	1	11	93	4	...	...	...	...	94	1	3.0	40	94	3	3	84	5	1
214	6	100	–	17	33	3	...	...	...	...	...	...	...	...	...	...	...	...	...	...	...	...	...	...
215	5	100	–	20	20	3	...	...	...	...	...	...	...	...	...	...	...	...	...	...	...	...	...	...
216	25	100	–	32	–	5	–	5	–	1	...	...	...	...	4	...	...	...	...	2	2	1	2	1
217	33	100	21	42	9	10	–	10	–	2	...	...	...	...	7	–	3.9	56	100	2	2	3	2	1
218	24	100	–	21	8	8	–	7	–	5	–	5.0	8800	100	3	...	...	...	...	1	1	3	–	2
219	35	100	–	34	6	10	1	8	–	3	...	...	...	...	7	1	3.9	56	100	2	2	5	–	–
220	23	100	–	13	22	10	1	10	–	3	...	...	...	...	7	1	4.3	59	100	–	–	4	1	–
221	42	100	10	17	24	15	–	13	–	12	–	4.9	10500	100	2	...	...	...	...	2	2	2	–	2
222	97	100	–	26	24	31	–	29	–	17	–	5.6	12300	100	14	–	5.0	60	100	3	3	6	6	1
302	29	100	28	38	14	7	–	7	–	6	–	5.7	18500	100	1	...	...	...	...	–	–	1	–	–
303	62	100	–	32	13	23	–	23	–	19	–	5.7	13100	100	4	...	...	...	...	–	–	7	4	–
304	33	100	–	30	24	13	–	13	–	12	–	5.5	11800	100	1	...	...	...	...	–	–	4	1	–
305#	151	99	–	27	20	50	–	50	–	41	–	5.0	14100	98	9	–	5.2	69	100	7	7	8	11	3
307	50	100	–	30	14	19	–	16	–	10	–	7.2	17500	100	8	–	5.0	87	100	2	2	5	4	2
308	26	100	–	19	19	10	–	8	–	9	–	7.0	21300	100	1	...	...	...	...	–	–	2	3	–
310	36	100	–	39	8	10	–	10	–	5	–	5.2	14500	100	4	...	...	...	...	1	1	–	2	–
311#	64	100	–	45	17	13	1	12	–	7	1	5.3	10000	100	6	–	4.8	67	100	4	3	–	–	–
312	32	100	–	25	31	13	–	13	–	11	–	5.3	14400	100	1	...	...	...	...	–	–	1	–	–
313	65	100	–	19	37	30	–	30	–	23	–	5.4	11600	100	6	–	4.8	75	100	–	–	9	6	1
314	35	100	–	14	31	14	–	14	–	12	–	5.6	10000	100	2	...	...	...	...	1	1	3	2	2
315	31	100	–	19	32	14	–	14	–	14	–	5.1	9800	100	–	–	–	–	–	1	1	4	2	–
316	28	100	–	21	18	11	–	11	–	9	–	5.1	11100	100	1	...	...	...	...	1	1	2	2	–
317	31	100	–	29	19	11	–	11	–	11	–	5.5	16100	100	–	–	–	–	–	1	1	3	2	1
319	4	...	...	...	...	2	...	...	...	...	...	...	...	...	...	...	...	...	...	...	...	...	...	...
17	3867	73	1	34	10	1333	50	1033	9	654	30	5.3	14400	62	609	14	4.3	62	85	150	143	230	199	27
101	187	10	–	36	14	63	6	60	–	40	5	4.9	10200	5	18	1	4.3	58	22	8	8	9	5	–
102	41	2	–	51	5	16	1	15	–	5	1	4.2	6700	–	8	–	4.1	56	–	3	3	3	4	–
104	25	16	–	36	16	11	–	9	–	7	–	4.7	10400	14	2	...	...	...	...	1	1	3	–	–
105	122	2	–	29	11	43	1	21	–	26	–	4.3	7600	–	17	1	3.9	68	12	5	5	3	6	1
106	376	42	2	37	9	123	8	109	–	68	4	5.3	12900	27	49	4	4.6	65	57	12	11	21	9	2
109	18	67	–	39	6	6	–	6	–	5	–	5.0	10300	60	1	...	...	...	...	1	1	1	–	–
110	26	50	–	42	4	8	–	8	–	5	–	5.6	7800	40	2	...	...	...	...	–	–	–	1	1
111	95	7	–	34	12	36	3	33	–	24	2	5.3	15000	4	6	1	4.5	...	17	3	3	4	1	–
202	11	100	–	55	18	3	...	...	...	...	...	...	...	...	...	...	...	...	...	...	...	...	...	...
204	226	91	9	19	15	93	1	55	9	33	–	4.8	10700	100	58	–	4.2	76	98	2	2	21	12	4
206	63	100	–	18	13	22	–	20	–	11	–	5.9	14500	100	11	–	5.2	76	100	–	–	1	1	–
207#	70	100	–	33	13	23	–	23	–	14	–	4.8	10400	100	9	–	4.6	68	100	1	1	5	5	–
208	77	100	–	17	21	32	–	32	–	22	–	4.5	11000	100	9	–	4.6	67	100	3	3	5	1	–
209	72	100	–	25	8	25	1	24	–	17	1	5.5	15700	100	8	–	5.8	73	100	2	2	3	5	–
211	66	100	–	14	23	26	–	25	–	19	–	5.7	13400	100	7	–	5.4	72	100	1	1	5	6	–
213	57	100	–	21	18	23	–	23	–	19	–	5.7	18000	100	4	...	...	...	...	1	1	5	3	2
301#	69	100	–	25	16	25	–	24	–	20	–	6.4	16600	100	5	–	6.8	89	100	1	1	2	5	–
303	40	98	–	35	10	14	–	14	–	12	–	5.7	17400	100	2	...	...	...	...	1	1	3	4	–
305	43	100	–	26	16	14	–	14	–	13	–	5.1	15500	100	1	...	...	...	...	2	2	1	3	–
306#	46	61	–	54	4	12	3	12	–	5	2	4.4	7700	40	6	1	5.2	67	67	3	3	1	–	1
307	58	79	–	47	7	16	2	12	–	6	2	4.5	...	83	8	–	4.3	60	63	2	1	–	4	3
308	17	94	–	24	12	6	–	6	–	6	–	5.3	15000	83	–	–	–	–	–	–	–	1	2	–

Table 2. Characteristics of Housing Units and Population, by Blocks: 1970—Con.

[Data exclude vacant seasonal and vacant migratory housing units. For minimum base for derived figures (percent, average, etc.) and meaning of symbols, see text]

Blocks Within Census Tracts	Total population	Percent of total population: Negro	Percent of total population: In group quarters	Percent of total population: Under 18 years	Percent of total population: 62 years and over	Year-round housing units: Total	Year-round housing units: Lacking some or all plumbing facilities	Units in—: One-unit structures	Units in—: Structures of 10 or more units	Occupied housing units: Owner: Total	Owner: Lacking some or all plumbing facilities	Owner: Average number of rooms	Owner: Average value (dollars)	Owner: Percent Negro	Renter: Total	Renter: Lacking some or all plumbing facilities	Renter: Average number of rooms	Renter: Average contract rent (dollars)	Renter: Percent Negro	1.01 or more persons per room: Total	1.01 or more persons per room: With all plumbing facilities	One-person households	With female head of family	With roomers, boarders, or lodgers
309	3	...	...	...	...	1	...	...	...	...	...	...	...	...	...	...	...	...	...	...	...	...	...	...
310	3	...	...	...	...	1	...	...	...	...	...	...	...	...	...	...	...	...	...	...	...	...	...	...
311	599	84	–	33	9	201	12	198	–	157	9	5.3	15300	85	27	–	4.4	64	78	14	10	24	17	2
401	56	88	–	46	–	16	–	9	–	1	...	...	...	...	15	–	3.8	59	100	5	5	4	2	1
402	198	99	–	43	5	70	3	20	–	3	...	...	...	...	63	3	4.0	57	98	13	13	22	21	1
403	143	91	–	49	4	49	1	15	–	2	...	...	...	...	44	–	4.1	59	98	12	12	16	13	2
404	130	100	5	35	14	44	1	28	–	2	...	...	...	...	41	1	4.0	59	100	8	8	12	8	–
405	22	100	–	55	–	6	–	4	–	–	–	–	–	–	6	–	4.0	53	100	2	2	1	1	–
406	363	99	2	42	6	117	1	49	–	2	...	...	...	...	108	1	4.0	57	100	28	27	26	31	4
408	228	98	–	45	4	72	–	46	–	11	–	6.1	25400	91	60	–	4.1	57	100	14	14	16	17	2
410	13	100	–	23	23	5	–	5	–	5	–	6.8	28500	100	–	–	–	–	–	–	–	–	1	–
411	28	100	–	21	4	9	–	9	–	9	–	7.0	33500	100	–	–	–	–	–	–	–	–	–	–
901	49	96	–	22	12	15	1	15	–	15	1	6.5	20600	93	–	–	–	–	–	–	–	–	1	1
902	25	–	–	20	28	9	–	9	–	7	–	5.1	11300	–	2	...	...	...	–	–	–	1	3	–
903	8	38	–	25	13	3	...	...	...	...	...	...	...	...	...	...	...	...	...	...	...	...	...	...
904	38	24	–	26	18	22	–	21	–	14	–	5.4	11800	21	2	...	...	...	...	–	–	5	1	–
905#	133	8	–	25	20	47	5	46	–	39	3	5.7	15800	8	6	1	5.5	72	17	1	1	4	3	–
906	7	29	–	43	–	2	...	...	...	...	...	...	...	...	...	...	...	...	...	...	...	...	...	...
907	16	25	–	56	–	4	...	...	...	...	...	...	...	...	...	...	...	...	...	...	...	...	...	...
18	4153	11	–	35	11	1344	18	1308	–	906	11	5.2	11700	11	402	6	4.6	73	4	111	109	149	151	22
101	452	23	–	41	4	128	4	121	–	93	1	5.2	15400	26	33	3	4.5	90	6	15	14	7	8	2
103	213	–	–	29	13	74	1	71	–	57	1	5.4	11900	–	16	–	4.6	71	–	4	4	9	7	–
104	86	–	–	30	12	26	–	26	–	21	–	5.4	11600	–	5	–	4.6	59	–	2	2	2	1	–
105	79	–	–	27	19	27	1	26	–	22	1	5.4	10900	–	5	–	5.4	...	–	–	–	4	3	–
106	29	–	–	28	17	12	–	12	–	4	...	...	...	–	7	–	5.1	52	–	1	1	1	2	–
107	26	–	–	39	19	9	–	9	–	6	–	5.3	11800	–	3	...	...	...	–	1	1	2	1	–
108	17	–	–	24	12	7	1	7	–	4	...	...	...	–	2	...	...	...	–	–	–	1	–	–
109	15	–	–	27	20	7	–	7	–	4	...	...	...	–	1	...	...	...	–	–	–	–	–	–
110	73	–	–	33	21	29	1	26	–	17	1	5.4	9400	–	10	–	4.1	70	–	1	1	4	5	–
111	49	–	–	37	8	14	–	14	–	9	–	5.0	9900	–	4	...	...	...	–	2	2	1	2	–
112	59	–	–	34	10	21	1	20	–	14	–	5.0	11000	–	5	–	4.0	88	–	2	2	2	3	–
113	24	–	–	21	38	9	–	9	–	9	–	5.4	12200	–	–	–	–	–	–	–	–	1	1	–
114	92	–	–	40	4	29	1	29	–	17	1	4.5	9900	–	12	–	4.4	71	–	4	4	5	3	–
115	59	–	–	25	19	24	1	24	–	12	1	4.6	9900	–	11	–	5.0	58	–	2	2	4	8	1
201	99	–	–	25	19	35	–	35	–	28	–	5.4	9200	–	7	–	5.3	65	–	–	–	7	2	–
202	32	–	–	31	13	10	–	8	–	2	...	...	...	–	8	–	4.4	54	–	1	1	1	1	–
203	66	–	–	15	26	28	1	26	–	21	1	5.6	14600	–	6	–	5.2	73	–	1	1	3	1	–
204	110	–	–	26	25	39	–	36	–	23	–	6.4	9600	–	14	–	4.8	61	–	2	2	7	7	3
205	29	–	–	38	21	10	–	9	–	3	...	...	...	–	7	–	5.3	58	–	1	1	2	3	–
206	43	–	–	35	14	15	–	15	–	12	–	6.1	14000	–	3	...	...	...	–	–	–	3	–	–
207	22	–	–	23	9	8	–	8	–	5	–	4.8	10300	–	2	...	...	...	–	–	–	–	–	–
208	86	–	–	38	12	27	–	24	–	13	–	5.2	8300	–	14	–	4.6	66	–	5	5	6	5	2
209	38	–	–	32	11	10	–	10	–	6	–	6.2	12100	–	4	...	...	...	–	1	1	1	1	2
210	30	–	–	27	17	12	–	12	–	7	–	6.4	15000	–	5	–	4.8	57	–	–	–	3	–	1
211	48	–	–	19	33	20	–	20	–	12	–	6.2	11800	–	7	–	4.0	69	–	3	3	5	2	–
212	48	–	–	31	13	17	–	15	–	12	–	5.5	14500	–	4	...	...	...	–	1	1	4	1	–
213	138	2	–	36	7	47	–	47	–	33	–	4.7	10800	3	14	–	4.3	79	–	2	2	7	5	1
214	60	8	–	20	28	23	–	23	–	20	–	5.7	8600	5	3	...	...	...	...	–	–	2	4	–
215	46	–	–	33	17	15	–	15	–	9	–	6.2	9300	–	6	–	5.5	67	–	1	1	2	3	–
216	66	–	–	29	17	20	–	20	–	13	–	5.2	9000	–	7	–	4.7	71	–	2	2	–	2	–
218	26	–	–	27	35	11	1	9	–	8	1	5.1	7900	–	3	...	...	...	–	1	1	6	1	–
301	38	–	–	29	3	13	–	13	–	9	–	5.2	10600	–	4	...	...	...	–	–	–	–	1	–
302	60	–	–	35	7	23	–	23	–	14	–	4.3	9800	–	9	–	4.1	66	–	2	2	5	4	–
303	53	–	–	38	15	19	1	19	–	8	1	5.4	8400	–	10	–	4.8	68	–	1	1	4	3	1
304	40	–	–	40	8	15	–	15	–	5	–	4.6	10300	–	8	–	4.4	61	–	2	2	3	2	–
305	36	17	–	42	8	12	–	12	–	8	–	5.6	10000	13	4	...	...	...	...	2	2	3	3	1
306	50	8	–	34	18	15	–	15	–	6	–	5.0	7500	–	9	–	4.1	66	11	2	2	–	3	–
307	25	–	–	28	8	7	2	7	–	2	...	...	...	–	5	2	3.6	43	–	2	1	1	1	–
308	53	–	–	40	6	18	–	18	–	7	–	4.1	6300	–	10	–	4.2	72	–	2	2	1	5	1
309	37	–	–	24	16	15	–	15	–	12	–	4.7	7000	–	3	...	...	...	–	–	–	4	1	–
310	31	–	–	23	19	12	–	12	–	9	–	5.6	10400	–	3	...	...	...	–	–	–	2	1	–
311	40	–	–	23	15	12	–	12	–	10	–	5.5	8500	–	2	...	...	...	–	1	1	–	3	–
312	44	–	–	43	9	13	–	13	–	10	–	4.5	10500	–	3	...	...	...	–	1	1	1	4	–
313	2	...	...	...	...	1	...	...	...	...	...	...	...	...	...	...	...	...	...	...	...	...	...	...
314	63	5	–	25	8	24	–	24	–	14	–	4.4	9800	7	9	–	4.7	79	11	1	1	5	1	1
315	42	7	–	29	7	15	–	15	–	10	–	4.3	8200	10	4	...	...	...	...	–	–	1	1	1
316	126	3	–	33	14	41	–	40	–	21	–	5.4	9900	5	18	–	4.4	67	–	4	4	4	5	–
317	68	–	–	40	3	22	–	22	–	16	–	5.1	11900	–	6	–	4.0	68	–	1	1	2	3	1
318	86	16	–	42	–	23	–	23	–	19	–	5.2	13100	11	4	...	...	...	...	3	3	–	2	–
401	124	–	–	39	7	36	1	35	–	20	–	5.3	9800	–	15	1	4.3	67	–	3	3	1	6	–
402	113	46	–	46	3	27	–	27	–	24	–	5.2	14400	42	3	...	...	...	...	3	3	–	1	–
403	19	47	–	26	5	7	–	7	–	6	–	4.3	10400	50	1	...	...	...	...	–	–	–	1	–
404	62	3	–	45	5	18	–	18	–	11	–	4.6	11500	9	7	–	4.9	74	–	2	2	1	2	–
405	63	3	–	30	14	21	–	21	–	14	–	5.0	12200	7	6	–	4.5	86	–	2	2	–	1	–
406	24	–	–	42	8	6	–	6	–	5	–	4.8	12800	–	1	...	...	...	–	–	–	–	–	–
407	7	–	–	43	–	2	...	...	...	...	...	...	...	–	...	...	...	...	–	...	...	...	...	...
408	214	33	–	45	7	61	–	58	–	46	–	5.4	12600	35	13	–	4.7	99	31	11	11	6	7	1
409	34	29	–	41	–	12	–	12	–	8	–	4.8	14100	38	2	...	...	...	...	1	1	1	1	–
410	60	48	–	45	2	16	–	16	–	12	–	5.3	14800	58	4	...	...	...	...	1	1	–	–	1
411	23	70	–	44	–	7	–	7	–	4	...	...	...	...	3	...	...	...	...	1	1	–	1	–
412	48	40	–	48	–	13	–	13	–	12	–	5.3	15000	33	–	–	–	–	–	1	1	–	2	–
413	18	39	–	39	–	5	1	5	–	5	1	5.4	15800	40	–	–	–	–	–	–	–	–	1	–
414	53	26	–	49	–	14	–	14	–	12	–	5.1	15000	33	2	...	...	...	...	2	2	1	–	–
415	137	46	–	45	2	36	–	35	–	28	–	5.4	15200	50	6	–	5.3	104	17	5	5	1	3	2
19.01	1779	28	–	32	16	640	18	568	–	337	5	5.2	9400	25	270	11	4.4	62	23	55	52	132	97	22
101	14	–	–	14	14	7	–	7	–	5	–	4.6	8200	–	2	...	...	...	–	–	–	2	–	1
102	33	–	–	15	39	15	–	13	–	7	–	6.0	8400	–	8	–	4.5	65	–	–	–	5	2	1

[Data exclude vacant seasonal and vacant migratory housing units. For minimum base for derived figures (percent, average, etc.) and meaning of symbols, see text]

Blocks Within Census Tracts	Total population	Percent of total population: Negro	In group quarters	Under 18 years	62 years and over	Year-round housing units: Total	Lacking some or all plumbing facilities	Units in—: One-unit structures	Structures of 10 or more units	Occupied housing units: Owner: Total	Lacking some or all plumbing facilities	Average number of rooms	Average value (dollars)	Percent Negro	Renter: Total	Lacking some or all plumbing facilities	Average number of rooms	Average contract rent (dollars)	Percent Negro	1.01 or more persons per room: Total	With all plumbing facilities	One-person households	With female head of family	With roomers, boarders, or lodgers
103	76	–	–	16	26	32	–	26	–	18	–	5.8	10100	–	13	–	3.8	65	–	–	–	5	7	2
104	57	–	–	18	30	28	1	23	–	12	–	5.0	7500	–	14	1	3.8	56	–	–	–	8	4	–
105	47	–	–	28	19	20	–	17	–	11	–	4.9	7100	–	9	–	4.6	66	–	–	–	6	6	–
106	28	–	–	29	18	10	–	10	–	4	...	...	...	–	6	–	4.3	61	–	1	1	1	2	–
107	25	–	–	20	28	11	–	11	–	6	–	5.0	9100	–	4	...	...	...	–	1	1	1	–	–
108	64	33	–	25	20	22	2	20	–	14	2	4.6	8100	43	8	–	4.6	69	25	1	1	2	5	2
109	55	2	–	27	18	23	–	22	–	15	–	5.2	6900	–	8	–	4.0	59	13	1	1	9	3	1
110	23	–	–	30	17	7	–	7	–	3	...	...	...	–	4	...	...	...	–	2	2	1	2	–
111	84	18	–	38	14	23	–	23	–	7	–	5.0	7700	–	15	–	4.2	67	20	5	5	1	3	1
112	82	90	–	39	18	29	–	27	–	15	–	4.7	8400	87	11	–	4.2	51	100	4	4	5	5	2
113	79	49	–	39	5	22	–	22	–	18	–	5.2	13700	56	3	...	...	...	...	3	3	1	3	–
114	156	94	–	45	3	39	–	39	–	36	–	5.3	15200	97	3	...	...	...	...	5	5	4	3	2
116	51	63	–	33	6	19	1	18	–	6	–	4.2	6200	33	13	1	4.2	55	62	2	2	4	3	2
117	24	92	–	67	4	7	4	7	–	1	...	...	...	...	5	4	3.8	43	100	3	1	2	2	–
118	19	100	–	42	26	9	–	9	–	5	–	5.0	6100	100	4	...	...	...	...	1	1	6	1	–
119	4	...	...	...	...	2	...	...	...	...	...	...	...	...	...	...	...	...	...	...	...	...	...	...
120#	82	59	–	50	9	22	1	21	–	12	–	4.6	8900	50	9	1	4.8	63	78	6	6	2	3	–
121	89	11	–	43	10	27	1	27	–	14	–	5.3	9800	7	13	1	4.8	65	15	3	2	4	4	1
122	41	49	–	51	7	12	–	12	–	3	...	...	...	...	7	–	4.6	71	57	2	2	1	1	1
201	33	85	–	27	24	11	–	11	–	5	–	5.6	...	60	4	...	...	...	...	–	–	2	2	1
204	14	79	–	29	21	5	–	5	–	1	...	...	...	...	4	...	...	...	...	–	–	1	2	–
205	29	–	–	10	41	17	1	17	–	13	–	4.6	5800	–	2	...	...	...	–	–	–	6	2	–
206	60	–	–	22	12	22	1	22	–	15	1	4.7	8300	–	6	–	4.5	60	–	1	1	4	3	–
207	77	–	–	46	14	26	4	23	–	9	2	5.6	6800	–	14	–	4.9	69	–	5	5	7	1	–
210	2	...	...	...	...	1	...	...	...	...	...	...	...	...	...	...	...	...	...	...	...	...	...	...
211	55	–	–	18	18	19	–	18	–	15	–	5.7	9900	–	4	...	...	...	–	–	–	4	3	–
212	40	30	–	23	20	13	–	13	–	7	–	5.1	7300	–	6	–	4.2	55	33	1	1	2	2	1
215	33	–	–	21	15	15	–	6	–	5	–	6.6	14300	–	8	–	3.6	74	–	1	1	2	2	2
216	87	–	–	28	17	30	–	20	–	14	–	5.9	9400	–	14	–	4.5	63	–	4	4	8	1	–
217	6	–	–	67	–	1	...	...	...	...	...	...	...	–	...	...	...	...	–	...	...	...	...	...
218	28	–	–	21	18	15	–	10	–	8	–	6.4	10600	–	6	–	3.5	71	–	–	–	5	4	–
219#	43	–	–	16	28	25	1	17	–	11	–	4.8	7800	–	11	1	4.0	64	–	–	–	8	7	–
220	12	–	–	–	25	9	–	2	–	3	...	...	...	–	6	–	3.7	86	–	–	–	6	1	–
222	–	–	–	–	–	1	...	...	...	...	...	...	...	–	...	...	...	...	–	...	...	...	...	...
223	65	–	–	20	11	23	–	21	–	10	–	5.3	7200	–	12	–	4.5	56	–	1	1	4	5	1
224	62	–	11	27	8	21	1	17	–	7	–	5.3	7000	–	12	1	4.9	59	–	2	2	3	2	1
19.02	2654	3	1	28	18	1027	6	820	25	558	2	5.7	12300	2	397	4	4.5	76	3	56	55	194	132	16
101	13	–	–	8	39	5	–	3	–	4	...	...	...	–	1	...	...	...	–	1	1	–	–	–
102	10	10	50	–	40	3	...	...	...	...	...	...	...	...	...	...	...	...	...	...	...	...	...	...
103	46	4	–	13	9	23	1	3	15	2	...	...	...	...	19	1	3.4	116	5	1	–	4	2	–
104	27	–	–	7	22	13	–	9	–	8	–	5.9	16700	–	5	–	5.2	80	–	–	–	3	2	1
105	27	–	–	26	22	14	–	9	–	6	–	5.3	...	–	5	–	5.8	81	–	–	–	2	1	1
106	36	–	–	36	8	14	2	7	–	2	...	...	...	–	10	2	4.6	77	–	–	–	3	1	–
107	2	...	...	...	...	1	...	...	...	...	...	...	...	...	...	...	...	...	...	...	...	...	...	...
108	67	–	–	22	45	34	1	25	–	21	1	6.3	12300	–	10	–	4.6	78	–	–	–	13	2	–
109	9	–	–	44	33	3	...	...	...	...	...	...	...	–	...	...	...	...	–	...	...	...	...	...
110	28	–	–	18	21	13	–	10	–	9	–	6.3	10900	–	1	...	...	...	–	–	–	–	2	–
111	73	–	–	34	23	26	–	21	–	13	–	5.9	10100	–	11	–	4.9	77	–	1	1	5	3	–
112	79	–	–	23	22	33	–	26	–	16	–	6.1	8700	–	17	–	4.6	70	–	–	–	11	5	1
113	54	–	–	15	24	23	–	15	–	10	–	5.0	6900	–	13	–	4.2	74	–	1	1	8	3	1
115	51	–	–	33	4	19	–	7	9	3	...	...	...	–	16	–	4.1	64	–	1	1	3	4	–
118	29	–	–	31	24	8	–	8	–	7	–	6.0	9400	–	1	...	...	...	–	1	1	–	1	–
119	17	–	–	35	12	5	–	5	–	4	...	...	...	–	1	...	...	...	–	–	–	1	–	–
201	34	–	–	27	35	15	–	15	–	11	–	6.4	13400	–	3	...	...	...	–	–	–	3	2	–
202#	56	–	–	30	23	19	–	16	–	12	–	5.9	10800	–	7	–	4.7	67	–	1	1	6	–	–
203	43	–	–	30	19	18	–	14	–	12	–	6.7	10600	–	3	...	...	...	–	–	–	5	1	–
205	22	–	–	32	23	9	–	5	1	4	...	...	...	–	4	...	...	...	–	–	–	2	1	–
206	8	13	–	–	13	6	–	2	–	1	...	...	...	...	4	...	...	...	...	–	–	2	–	–
207	99	39	–	22	25	38	–	36	–	26	–	5.3	9300	31	10	–	5.3	66	60	3	3	5	3	1
208	126	8	–	28	20	48	–	45	–	29	–	5.3	10700	3	18	–	4.8	74	11	3	3	6	8	1
209	12	–	–	25	8	5	–	5	–	2	...	...	...	–	3	...	...	...	–	–	–	1	1	–
210	64	–	–	33	11	23	–	23	–	19	–	4.2	10400	–	3	...	...	...	–	3	3	3	4	–
211	35	–	–	40	9	12	–	9	–	2	...	...	...	–	9	–	4.0	62	–	2	2	2	2	–
212	165	–	5	39	12	51	–	49	–	25	–	5.3	13200	–	25	–	4.8	64	–	2	2	8	12	1
213	94	–	9	34	14	26	–	26	–	19	–	5.1	8600	–	7	–	4.6	75	–	4	4	2	1	–
214	43	–	–	44	16	14	–	14	–	5	–	5.0	9300	–	8	–	5.0	89	–	3	3	2	4	–
215	43	–	–	14	14	17	–	17	–	12	–	4.9	12600	–	5	–	4.2	69	–	–	–	4	2	2
216	51	–	–	31	22	19	–	19	–	9	–	4.8	8200	–	7	–	4.9	62	–	2	2	1	3	1
217	53	–	–	36	11	18	–	18	–	3	...	...	...	–	15	–	4.3	72	–	2	2	3	2	–
218#	32	–	–	38	6	11	–	11	–	5	–	4.2	8300	–	5	–	4.2	65	–	2	2	1	2	–
219#	36	–	–	42	6	12	–	12	–	6	–	5.2	9100	–	5	–	3.8	67	–	2	2	3	3	–
301	3	...	...	...	...	1	...	...	...	...	...	...	...	...	...	...	...	...	...	...	...	...	...	...
302	46	–	–	26	17	16	–	13	–	9	–	5.4	12400	–	7	–	4.9	74	–	–	–	3	3	–
303	38	–	–	47	5	8	–	8	–	2	...	...	...	–	6	–	6.0	73	–	3	3	1	1	–
304	35	–	–	34	9	13	–	13	–	12	–	5.9	14800	–	1	...	...	...	–	–	–	–	4	–
305	24	–	–	46	4	6	–	6	–	5	–	4.8	14800	–	1	...	...	...	–	2	2	–	–	–
307	32	–	–	19	19	14	–	12	–	9	–	5.7	11500	–	4	...	...	...	–	–	–	4	2	–
308	23	–	–	26	26	11	–	7	–	7	–	5.4	15800	–	3	...	...	...	–	–	–	1	3	–
310	28	–	–	29	7	9	–	9	–	9	–	5.1	15600	–	–	–	–	–	–	–	–	–	1	–
311	6	–	–	17	–	3	...	...	...	...	...	...	...	–	...	...	...	...	–	...	...	...	...	...
312	32	–	–	31	28	12	–	12	–	11	–	5.1	15000	–	1	...	...	...	–	–	–	3	–	–
313	56	–	–	29	11	18	–	18	–	13	–	5.7	15600	–	5	–	4.6	93	–	1	1	–	1	–
314	53	–	–	38	8	17	–	15	–	9	–	6.7	15000	–	7	–	5.6	86	–	1	1	1	4	–
315	67	–	–	37	18	25	–	21	–	13	–	6.5	12100	–	7	–	4.9	88	–	2	2	3	5	–
316	44	–	–	21	18	21	1	12	–	14	–	6.1	12300	–	4	...	...	...	–	–	–	5	–	–
317	152	–	–	34	12	57	1	54	–	31	1	5.2	11800	–	21	–	4.6	81	–	6	6	8	8	2
401	32	–	–	9	28	17	–	15	–	12	–	6.3	13600	–	5	–	3.6	80	–	–	–	6	3	–
402	56	–	–	21	36	33	–	14	–	15	–	5.7	9700	–	12	–	3.3	71	–	–	–	11	3	1
403	15	–	–	20	20	8	–	4	–	3	...	...	...	–	4	...	...	...	–	–	–	4	–	–

Table 2. Characteristics of Housing Units and Population, by Blocks: 1970—Con.

[Data exclude vacant seasonal and vacant migratory housing units. For minimum base for derived figures (percent, average, etc.) and meaning of symbols, see text]

Blocks Within Census Tracts	Total population	Percent of total population: Negro	In group quarters	Under 18 years	62 years and over	Year-round housing units: Total	Lacking some or all plumbing facilities	Units in—: One-unit structures	Structures of 10 or more units	Occupied housing units: Owner: Total	Lacking some or all plumbing facilities	Average number of rooms	Average value (dollars)	Percent Negro	Renter: Total	Lacking some or all plumbing facilities	Average number of rooms	Average contract rent (dollars)	Percent Negro	1.01 or more persons per room: Total	With all plumbing facilities	One-person households	With female head of family	With roomers, boarders, or lodgers
404	43	–	–	26	19	19	–	10	–	10	–	5.6	9600	–	8	–	3.8	71	–	1	1	6	1	–
405	62	–	11	37	26	19	–	14	–	9	–	6.1	14200	–	9	–	4.7	69	–	1	1	3	2	–
406	28	–	–	18	25	11	–	11	–	9	–	6.6	11800	–	1	...	...	...	–	–	–	–	2	–
407	8	–	–	25	38	4	...	...	...	...	...	...	...	–	...	...	...	...	–	...	...	...	...	...
408	30	–	–	20	13	13	–	12	–	8	–	6.5	20500	–	4	...	...	...	–	–	–	3	–	–
409	18	–	–	11	11	11	–	4	–	3	...	...	...	–	7	–	3.7	77	–	1	1	4	2	–
410	17	–	–	12	12	10	–	2	–	2	...	...	...	–	5	–	3.0	105	–	1	1	1	1	1
411	15	7	–	–	33	10	–	3	–	1	...	...	...	...	8	–	4.0	74	–	–	–	3	1	–
412	30	–	–	33	17	11	–	6	–	7	–	7.7	18300	–	3	...	...	...	–	–	–	3	–	–
413	23	–	–	4	30	12	–	9	–	4	...	...	...	–	6	–	3.8	60	–	–	–	4	3	–
414	37	41	–	19	22	14	–	14	–	10	–	6.2	11500	40	2	...	...	...	...	1	1	–	3	–
415	17	–	–	6	18	6	–	3	–	3	...	...	...	–	3	...	...	...	–	1	1	3	–	1
20.01	3011	–	–	33	9	998	6	966	–	756	3	5.3	13900	–	206	3	4.7	86	–	47	46	101	82	16
101	40	–	–	23	23	15	3	13	–	8	1	4.9	10700	–	6	2	3.7	50	–	2	2	1	1	1
102	123	–	–	38	10	38	1	38	–	25	1	4.9	12400	–	13	–	4.6	100	–	2	2	3	6	1
103	32	–	–	41	3	12	–	12	–	3	...	...	...	–	8	–	4.3	55	–	1	1	3	2	–
108	18	–	–	17	28	8	–	8	–	3	...	...	...	–	3	...	...	...	–	–	–	–	–	–
109	108	–	–	37	7	30	–	30	–	27	–	5.2	15500	–	3	...	...	...	–	1	1	2	1	–
110	77	–	–	33	9	24	–	21	–	20	–	5.3	15800	–	4	...	...	...	–	3	3	6	–	2
111	15	–	–	13	20	6	–	6	–	6	–	6.0	14600	–	–	–	–	–	–	–	–	–	–	–
112	114	–	–	30	10	34	–	34	–	32	–	5.1	15500	–	2	...	...	...	–	1	1	–	5	2
113	11	–	–	27	9	3	...	...	...	...	...	...	...	–	...	...	...	...	–	...	...	...	...	...
114	28	–	–	25	7	10	–	10	–	10	–	5.9	20800	–	–	–	–	–	–	–	–	–	1	–
115	29	–	–	14	3	11	–	9	–	8	–	6.5	18800	–	2	...	...	...	–	–	–	–	2	1
116	28	–	–	18	32	11	–	11	–	9	–	6.1	20000	–	1	...	...	...	–	–	–	–	1	1
117	26	–	–	39	15	9	–	7	–	7	–	7.3	25800	–	2	...	...	...	–	–	–	2	–	1
118	56	–	–	25	16	19	–	19	–	16	–	5.8	19900	–	2	...	...	...	–	–	–	–	–	–
119	30	–	–	23	17	12	–	12	–	12	–	6.0	22100	–	–	–	–	–	–	–	–	2	–	–
201	68	–	–	28	6	22	–	20	–	18	–	6.1	16800	–	4	...	...	...	–	–	–	1	2	1
202	75	–	–	32	9	22	–	22	–	19	–	5.7	14100	–	3	...	...	...	–	1	1	3	–	–
203	80	–	–	31	15	27	–	27	–	25	–	5.6	14500	–	2	...	...	...	–	1	1	4	4	–
204	108	–	–	34	9	34	–	34	–	32	–	5.8	18100	–	–	–	–	–	–	–	–	2	3	–
206	53	–	–	23	4	21	–	21	–	19	–	4.8	11600	–	2	...	...	...	–	1	1	4	–	–
207	98	–	–	31	8	32	1	32	–	25	1	5.2	11200	–	5	–	3.8	79	–	3	3	4	3	–
208	51	–	–	24	14	22	–	18	–	16	–	5.1	13100	–	6	–	4.2	95	–	1	1	5	1	–
209	211	–	–	30	9	78	–	74	–	57	–	5.0	10800	–	19	–	4.3	82	–	–	–	10	7	–
210#	67	–	–	42	3	21	–	19	–	11	–	4.6	11000	–	9	–	4.4	72	–	2	2	3	1	1
211	13	–	–	15	39	6	–	6	–	4	...	...	...	–	1	...	...	...	–	–	–	1	–	–
212	56	–	–	41	7	19	–	19	–	10	–	5.8	19000	–	7	–	4.6	62	–	1	1	3	2	–
213	35	–	–	46	3	10	–	10	–	7	–	5.3	12300	–	2	...	...	...	–	–	–	–	–	–
214	79	–	–	30	18	28	1	28	–	21	–	5.5	12200	–	7	1	5.3	84	–	1	–	4	5	2
215	98	–	–	39	–	32	–	32	–	20	–	4.6	11600	–	10	–	4.4	85	–	6	6	3	3	–
216	114	1	–	32	7	42	–	42	–	34	–	4.6	10400	–	8	–	4.8	86	–	1	1	9	4	–
301	8	–	–	25	25	5	–	5	–	3	...	...	...	–	–	–	–	–	–	...	...	...	...	...
302	60	–	–	32	25	20	–	18	–	13	–	6.0	10600	–	6	–	5.5	75	–	1	1	2	2	1
304	53	–	–	23	21	20	–	20	–	14	–	5.1	11800	–	5	–	4.2	...	–	–	–	1	2	–
305	38	3	–	29	11	15	–	15	–	11	–	5.1	11200	9	3	...	...	...	...	2	2	3	–	–
306	66	–	–	35	14	22	–	22	–	16	–	5.5	9700	–	5	–	4.8	81	–	3	3	5	2	–
308#	79	–	–	27	11	29	–	25	–	19	–	5.1	10100	–	9	–	4.7	71	–	1	1	4	4	–
309	88	–	–	42	6	27	–	27	–	18	–	4.8	10300	–	8	–	4.8	80	–	2	2	4	2	–
310	71	–	–	31	9	23	–	23	–	20	–	4.5	11600	–	3	...	...	...	–	2	2	2	–	–
311	59	–	–	41	–	20	–	19	–	16	–	5.1	14300	–	3	...	...	...	–	–	–	2	5	–
312	81	–	–	42	–	20	–	19	–	14	–	5.5	16300	–	6	–	5.2	135	–	3	3	–	–	–
313	52	–	–	37	6	15	–	15	–	14	–	5.2	16100	–	1	...	...	...	–	1	1	–	2	–
314	66	–	–	44	3	19	–	19	–	15	–	5.1	15400	–	3	...	...	...	–	1	1	–	1	–
315	53	–	–	42	6	16	–	16	–	7	–	6.0	14800	–	8	–	4.8	96	–	–	–	–	1	1
316	91	–	–	36	1	28	–	28	–	23	–	5.0	12900	–	4	...	...	...	–	1	1	2	–	–
317	13	–	–	15	8	7	–	7	–	5	–	5.0	12300	–	–	–	–	–	–	–	–	–	–	–
318	192	–	–	42	5	54	–	51	–	43	–	5.4	15900	–	9	–	5.2	102	–	2	2	1	7	1
20.02	2622	–	–	38	7	794	9	785	–	669	6	5.4	16000	–	113	2	4.8	97	–	39	37	41	66	9
101	16	–	–	50	–	5	–	5	–	5	–	5.2	15300	–	–	–	–	–	–	–	–	1	1	–
103	64	–	–	38	3	21	–	21	–	16	–	5.3	14800	–	3	...	...	...	–	–	–	–	3	–
104	126	–	–	39	2	36	–	36	–	30	–	5.4	14700	–	5	–	5.0	128	–	1	1	–	2	–
105	148	–	–	39	5	46	1	44	–	39	1	5.2	15100	–	6	–	5.2	131	–	2	2	4	4	1
106	78	–	–	33	5	24	–	24	–	23	–	5.6	15400	–	–	–	–	–	–	2	2	–	2	–
107	...	–	–	37	10	26	–	26	–	19	–	4.9	14800	–	7	–	4.9	93	–	–	–	1	2	1
108	212	–	–	34	7	67	–	67	–	59	–	5.1	13000	–	7	–	4.4	85	–	1	1	4	9	–
109	59	–	–	37	5	17	–	17	–	16	–	5.3	16200	–	1	...	...	...	–	–	–	–	1	1
110	90	–	–	40	2	28	1	28	–	24	1	5.3	13900	–	4	...	...	...	–	1	1	1	3	–
111	46	–	–	37	2	14	1	14	–	11	–	4.6	12300	–	3	...	...	...	–	–	–	–	1	–
112	755	–	–	41	7	221	–	217	–	175	–	5.4	16600	–	42	–	4.9	104	–	10	10	11	18	3
116	109	–	–	43	2	31	–	31	–	30	–	5.8	19100	–	1	...	...	...	–	1	1	1	3	–
117	77	–	–	27	8	27	–	27	–	26	–	5.1	15800	–	1	...	...	...	–	–	–	2	2	–
202	8	–	–	50	–	2	...	...	...	...	...	...	...	–	...	...	...	...	–	...	...	...	...	...
203	108	–	–	33	6	33	–	33	–	31	–	5.6	20600	–	2	...	...	...	–	–	–	–	–	1
204	75	–	–	36	12	21	1	21	–	21	1	5.7	22600	–	–	–	–	–	–	2	2	–	1	–
205	73	–	–	45	–	20	–	19	–	18	–	5.3	14100	–	2	...	...	...	–	3	3	3	2	–
206	4	...	...	...	...	2	...	...	...	...	...	...	...	...	...	...	...	...	...	...	...	...	...	...
208#	206	–	–	40	8	55	3	55	–	41	2	5.0	12000	–	14	1	4.3	62	–	11	10	6	4	–
209	29	–	–	52	3	8	–	8	–	5	–	4.4	10300	–	3	...	...	...	–	2	2	1	2	–
210	14	–	–	7	14	5	–	5	–	5	–	4.6	9700	–	–	–	–	–	–	–	–	–	–	–
211	29	–	–	14	31	9	1	9	–	9	1	5.8	11000	–	–	–	–	–	–	1	–	–	1	–
212	59	–	–	34	10	19	–	18	–	17	–	6.5	22500	–	1	...	...	...	–	–	–	1	–	–
213	86	–	–	30	9	29	–	29	–	24	–	5.8	20600	–	5	–	4.2	79	–	–	–	3	2	–
214#	69	–	–	20	19	28	1	28	–	21	–	5.2	15800	–	6	–	4.0	67	–	1	1	1	3	2

[Data exclude vacant seasonal and vacant migratory housing units. For minimum base for derived figures (percent, average, etc.) and meaning of symbols, see text]

Blocks Within Census Tracts	Total population	Percent of total population: Negro	In group quarters	Under 18 years	62 years and over	Year-round housing units: Total	Lacking some or all plumbing facilities	Units in—: One-unit structures	Structures of 10 or more units	Occupied housing units: Owner: Total	Lacking some or all plumbing facilities	Average number of rooms	Average value (dollars)	Percent Negro	Renter: Total	Lacking some or all plumbing facilities	Average number of rooms	Average contract rent (dollars)	Percent Negro	1.01 or more persons per room: Total	With all plumbing facilities	One-person households	With female head of family	With roomers, boarders, or lodgers
21	3146	–	5	29	9	1050	5	951	5	785	5	5.8	17800	–	248	–	4.5	116	–	17	17	130	71	19
101	37	–	–	30	19	14	–	13	–	13	–	6.7	17900	–	1	...	...	...	–	–	–	3	–	–
102	49	–	–	20	31	21	–	21	–	16	–	6.0	16800	–	4	...	...	...	–	–	–	4	4	–
103	135	–	–	30	15	46	–	46	–	32	–	5.9	15100	–	13	–	5.8	116	–	1	1	6	7	1
104	92	–	–	28	20	33	–	33	–	25	–	5.8	13300	–	8	–	5.5	109	–	1	1	5	3	1
105	32	–	–	16	25	13	–	13	–	10	–	6.6	15100	–	3	...	...	...	–	1	1	1	2	–
106	101	–	–	32	6	34	1	34	–	30	1	6.2	21700	–	3	...	...	...	–	–	–	4	–	1
107	39	–	–	15	10	16	–	16	–	13	–	5.5	16100	–	3	...	...	...	–	–	–	1	1	–
108	178	–	–	20	6	77	–	41	–	26	–	5.5	18100	–	48	–	4.3	96	–	–	–	8	8	4
109	50	–	–	44	4	14	–	14	–	13	–	5.4	20100	–	1	...	...	...	–	–	–	2	–	–
110	88	–	–	34	6	24	–	24	–	22	–	6.2	21600	–	2	...	...	...	–	2	2	1	1	–
111	63	–	–	30	2	21	–	21	–	17	–	6.1	23200	–	4	...	...	...	–	–	–	–	1	1
112	69	–	–	30	10	23	–	23	–	19	–	5.5	19300	–	3	...	...	...	–	–	–	–	1	1
201	82	–	–	37	–	27	–	27	–	19	–	5.6	14900	–	8	–	5.0	112	–	–	–	2	1	–
202	101	–	–	46	1	29	–	29	–	21	–	5.4	13900	–	8	–	5.0	113	–	1	1	3	1	–
203	58	–	–	35	5	20	–	20	–	18	–	5.2	15500	–	2	...	...	...	–	1	1	1	1	1
204	234	–	–	36	3	69	–	69	–	62	–	6.0	22100	–	7	–	5.7	125	–	1	1	3	1	1
205	74	–	–	35	5	22	1	21	–	21	1	6.1	25900	–	1	...	...	...	–	1	1	2	–	1
206	79	–	–	39	5	22	–	22	–	21	–	6.1	22000	–	1	...	...	...	–	–	–	1	–	–
208	409	1	38	17	3	109	–	61	5	35	–	5.5	15100	–	70	–	3.3	138	–	2	2	33	9	3
209	47	–	–	40	6	15	–	15	–	13	–	5.5	13800	–	1	...	...	...	–	1	1	2	1	–
210	149	–	–	39	4	44	–	44	–	43	–	6.1	22600	–	–	–	–	–	–	–	–	–	4	–
211	78	–	–	35	9	26	–	26	–	24	–	6.2	22400	–	1	...	...	...	–	–	–	1	1	–
212	84	–	–	24	26	30	1	28	–	26	1	6.1	20000	–	4	...	...	...	–	–	–	3	1	2
301	130	–	–	32	9	42	–	42	–	38	–	5.9	20400	–	4	...	...	...	–	1	1	3	3	–
302	79	–	–	29	20	28	–	25	–	23	–	6.0	14100	–	4	...	...	...	–	1	1	3	1	–
303	97	–	–	19	25	42	1	38	–	31	1	6.2	14300	–	10	–	4.9	95	–	–	–	8	3	–
304	75	–	–	24	16	31	1	31	–	25	1	5.8	14300	–	5	–	4.6	97	–	–	–	6	1	–
305#	73	–	–	19	27	32	–	28	–	26	–	5.2	12000	–	6	–	4.8	85	–	1	1	9	3	–
306	59	–	–	34	17	22	–	22	–	19	–	5.4	17800	–	3	...	...	...	–	–	–	5	1	1
307	85	–	–	41	6	26	–	26	–	23	–	5.3	14600	–	3	...	...	...	–	2	2	4	1	–
308	60	–	–	25	10	21	–	21	–	17	–	5.1	13500	–	4	...	...	...	–	–	–	3	2	–
309	32	–	–	38	9	10	–	10	–	7	–	4.7	12000	–	3	...	...	...	–	–	–	–	1	–
310	128	–	–	29	9	47	–	47	–	37	–	5.7	13900	–	10	–	5.5	97	–	–	–	3	7	1
22	2019	–	–	27	20	728	3	699	–	629	3	6.3	16500	–	84	–	5.2	105	–	9	9	101	62	21
101	42	–	–	7	52	22	2	17	–	19	2	6.3	15100	–	3	...	...	...	–	–	–	9	2	2
102	95	–	–	25	17	33	–	33	–	28	–	6.1	17000	–	5	–	6.2	...	–	1	1	1	8	1
103	51	–	–	22	6	19	–	17	–	16	–	5.6	14800	–	2	...	...	...	–	–	–	3	–	–
104	55	–	–	49	13	15	–	15	–	13	–	6.7	18900	–	1	...	...	...	–	1	1	1	2	–
105	96	–	–	22	30	33	–	31	–	32	–	6.5	17100	–	1	...	...	...	–	–	–	4	3	1
106	68	–	–	35	21	25	–	23	–	19	–	6.2	16400	–	3	...	...	...	–	–	–	4	5	1
107	76	–	–	37	20	23	–	22	–	21	–	6.9	18000	–	2	...	...	...	–	1	1	2	1	4
108	94	–	–	34	21	36	–	31	–	29	–	6.4	17300	–	6	–	4.8	76	–	1	1	8	3	1
109	42	–	–	26	24	16	–	15	–	12	–	7.2	18600	–	4	...	...	...	–	–	–	2	2	1
110	31	–	–	39	16	9	–	9	–	9	–	7.2	20700	–	–	–	–	–	–	–	–	1	–	–
111	29	–	–	21	10	11	–	11	–	8	–	6.4	17000	–	2	...	...	...	–	–	–	1	1	2
112	90	–	–	22	28	33	–	33	–	27	–	6.4	15800	–	6	–	4.5	...	–	1	1	4	4	1
113	47	–	–	28	32	20	–	20	–	16	–	6.6	16300	–	2	...	...	...	–	–	–	4	–	1
201	55	–	–	13	38	22	–	22	–	18	–	6.4	15700	–	4	...	...	...	–	–	–	1	4	–
202	49	–	–	37	29	17	–	17	–	17	–	6.3	22800	–	–	–	–	–	–	1	1	4	1	–
203	40	–	–	28	30	17	–	17	–	15	–	6.4	15900	–	2	...	...	...	–	–	–	3	4	–
204	175	–	–	27	18	58	–	58	–	54	–	6.9	17100	–	3	...	...	...	–	–	–	7	3	1
205	69	–	–	38	15	22	–	20	–	19	–	6.4	16300	–	1	...	...	...	–	2	2	2	2	–
206	79	–	–	25	24	32	–	30	–	27	–	6.6	15200	–	4	...	...	...	–	–	–	6	2	1
207	51	–	–	18	8	19	–	17	–	15	–	5.7	15600	–	4	...	...	...	–	–	–	1	1	–
208	70	–	–	24	27	27	–	25	–	24	–	6.6	16200	–	3	...	...	...	–	1	1	7	3	–
209	54	–	–	20	33	22	–	22	–	22	–	6.5	17300	–	–	–	–	–	–	–	–	4	1	–
210	223	–	–	29	14	75	–	75	–	68	–	6.2	17100	–	6	–	5.5	114	–	–	–	6	2	1
211	36	–	–	28	3	12	–	12	–	8	–	6.0	13400	–	4	...	...	...	–	–	–	1	1	–
212	196	–	–	29	10	68	1	65	–	55	1	5.7	14400	–	12	–	4.8	91	–	–	–	9	4	2
214	15	–	–	–	53	7	–	7	–	7	–	6.1	16300	–	–	–	–	–	–	–	–	1	1	–
215	61	–	–	16	12	25	–	25	–	22	–	5.7	15100	–	3	...	...	...	–	–	–	3	1	1
216	30	–	–	40	7	10	–	10	–	9	–	5.8	13800	–	1	...	...	...	–	–	–	2	1	–
23	1919	–	–	33	9	619	5	595	–	479	3	5.5	18000	–	127	2	4.6	91	–	27	27	68	41	13
101	117	–	–	44	2	36	–	36	–	27	–	5.5	15700	–	8	–	5.9	137	–	3	3	4	1	–
102	51	–	–	45	–	12	–	12	–	9	–	6.0	17200	–	3	...	...	...	–	1	1	–	–	1
104	318	–	–	25	12	107	3	105	–	76	2	4.7	9300	–	27	1	4.4	62	–	9	9	7	10	3
106	30	–	–	43	–	10	–	10	–	6	–	3.2	8400	–	4	...	...	...	–	–	–	2	1	–
107	47	–	–	38	4	12	–	12	–	8	–	4.8	9500	–	4	...	...	...	–	2	2	–	2	2
108	18	–	–	17	11	6	–	4	–	3	...	...	...	–	3	...	...	...	–	2	2	1	–	–
109	27	–	–	19	22	9	–	9	–	6	–	3.8	7500	–	3	...	...	...	–	2	2	1	–	1
110	25	–	–	12	8	12	–	10	–	8	–	5.0	12300	–	4	...	...	...	–	–	–	4	1	1
111	24	–	–	25	4	9	–	9	–	4	...	...	...	–	4	...	...	...	–	2	2	1	–	–
113	18	–	–	6	44	9	–	8	–	5	–	5.0	18500	–	3	...	...	...	–	–	–	1	1	–
114	16	–	–	31	13	7	–	7	–	5	–	4.8	10800	–	2	...	...	...	–	–	–	3	1	–
115	16	–	–	19	25	6	–	6	–	5	–	3.8	15700	–	1	...	...	...	–	1	1	2	–	–
116	14	–	–	36	14	5	–	5	–	4	...	...	...	–	1	...	...	...	–	1	1	–	1	–
201	5	–	–	60	–	1	...	...	...	...	...	...	...	–	...	...	...	...	–	...	...	...	...	...
202	261	–	–	39	4	76	–	74	–	68	–	5.8	23500	–	7	–	5.6	113	–	2	2	5	4	1
203	128	–	–	41	11	38	–	38	–	36	–	6.3	25300	–	2	...	...	...	–	–	–	3	4	1
204	67	–	–	42	2	18	–	18	–	18	–	6.3	27200	–	–	–	–	–	–	–	–	1	–	–
205	73	–	–	44	1	19	–	19	–	18	–	6.2	25000	–	1	...	...	...	–	–	–	–	–	–
207	151	–	–	33	7	46	1	45	–	41	–	6.1	21400	–	2	...	...	...	–	–	–	5	1	–
208	203	–	–	28	10	67	–	64	–	56	–	6.1	20900	–	11	–	4.1	96	–	1	1	8	3	2
209	47	–	–	21	13	20	–	19	–	14	–	6.2	19600	–	5	–	4.4	92	–	–	–	4	1	–
210	27	–	–	11	37	13	–	9	–	7	–	4.9	10400	–	6	–	4.0	65	–	–	–	4	2	–
211	28	–	–	18	29	12	–	12	–	10	–	4.8	12300	–	2	...	...	...	–	–	–	4	1	–

Table 2. Characteristics of Housing Units and Population, by Blocks: 1970—Con.

[Data exclude vacant seasonal and vacant migratory housing units. For minimum base for derived figures (percent, average, etc.) and meaning of symbols, see text]

Blocks Within Census Tracts	Total population	Percent of total population: Negro	Percent of total population: In group quarters	Percent of total population: Under 18 years	Percent of total population: 62 years and over	Year-round housing units: Total	Year-round housing units: Lacking some or all plumbing facilities	Year-round housing units: Units in — One-unit structures	Year-round housing units: Units in — Structures of 10 or more units	Occupied housing units: Owner: Total	Owner: Lacking some or all plumbing facilities	Owner: Average number of rooms	Owner: Average value (dollars)	Owner: Percent Negro	Occupied housing units: Renter: Total	Renter: Lacking some or all plumbing facilities	Renter: Average number of rooms	Renter: Average contract rent (dollars)	Renter: Percent Negro	1.01 or more persons per room: Total	1.01 or more persons per room: With all plumbing facilities	One-person households	With female head of family	With roomers, boarders, or lodgers
212	21	–	–	43	10	6	–	6	–	2	...	...	...	–	4	...	...	...	–	–	–	–	–	–
214	74	–	–	41	12	24	1	23	–	15	1	4.9	14900	–	8	–	4.8	105	–	1	1	5	1	–
215	19	–	–	37	5	5	–	5	–	3	...	...	...	–	2	...	...	...	–	–	–	–	2	1
216	94	–	–	26	13	34	–	29	–	25	–	5.9	16900	–	9	–	4.8	102	–	–	–	3	4	–
24	1866	–	8	15	21	923	7	260	61	193	1	6.5	17600	–	679	5	4.1	96	–	7	7	353	100	27
104	69	–	–	28	10	33	1	1	–	–	–	–	–	–	32	1	4.8	110	–	–	–	9	11	–
105	144	–	–	16	18	80	–	5	7	3	...	...	...	–	73	–	4.5	110	–	–	–	27	7	–
107	244	–	–	14	10	151	2	6	–	3	...	...	...	–	134	2	3.7	89	–	1	1	60	20	5
108	106	–	–	13	18	52	1	–	–	–	–	–	–	–	51	1	4.6	95	–	1	1	12	12	1
110	5	–	–	–	–	2	...	...	...	...	...	...	...	–	...	...	...	...	–	...	...	...	...	...
111	136	–	–	10	36	85	1	5	–	1	...	...	...	–	82	1	4.3	91	–	–	–	44	10	–
112	132	–	–	8	41	87	–	1	1	–	–	–	–	–	87	–	4.4	92	–	–	–	52	9	–
113	28	–	–	14	29	13	–	10	–	6	–	6.3	15800	–	6	–	4.8	110	–	–	–	3	1	–
201	279	2	54	8	8	81	–	21	20	17	–	6.2	17700	–	53	–	3.7	93	2	1	1	35	4	3
202	2	...	...	...	...	1	...	...	...	...	...	...	...	...	...	...	...	...	...	...	...	...	...	...
205	21	–	–	–	5	21	1	–	1	–	–	–	–	–	16	–	3.3	123	–	–	–	11	–	–
206	31	–	–	29	13	12	–	4	–	5	–	7.2	...	–	7	–	3.6	81	–	1	1	4	–	–
207	7	–	–	–	57	5	–	1	–	1	...	...	...	–	4	...	...	...	–	–	–	3	1	–
301	96	–	7	5	29	48	–	33	–	26	–	6.8	22200	–	21	–	3.4	92	–	1	1	15	2	2
302	68	3	–	22	22	30	–	25	–	18	–	6.6	16800	–	9	–	4.3	85	11	1	1	5	4	2
303	119	–	–	8	22	72	1	29	32	19	1	6.5	17100	–	49	–	2.8	99	–	–	–	34	2	5
304	87	–	–	15	25	37	–	29	–	23	–	7.0	14100	–	12	–	4.8	92	–	1	1	10	5	4
305	16	–	–	25	38	8	–	5	–	4	...	...	...	–	3	...	...	...	–	–	–	2	–	–
306	148	–	–	30	23	50	–	41	–	35	–	6.5	14200	–	15	–	4.3	93	–	–	–	9	7	3
307	95	–	–	32	30	37	–	26	–	20	–	6.3	17000	–	16	–	5.3	99	–	–	–	10	3	2
308	33	–	–	12	27	18	–	16	–	10	–	6.1	15100	–	8	–	5.8	101	–	–	–	8	2	–
25.01	2810	–	–	28	17	1051	8	895	24	791	8	7.9	38100	–	234	–	4.7	105	–	5	5	178	85	15
101	38	–	–	29	13	12	–	12	–	12	–	7.9	39000	–	–	–	–	–	–	–	–	1	–	–
102	4	...	...	...	...	3	...	...	...	...	...	...	...	...	...	...	...	...	...	...	...	...	...	...
103	31	–	–	26	23	11	–	11	–	11	–	7.3	47700	–	–	–	–	–	–	–	–	3	–	–
104	26	–	–	8	27	11	2	11	–	11	2	6.7	33800	–	–	–	–	–	–	–	–	2	1	–
105	57	–	–	19	16	20	–	20	–	20	–	7.7	33700	–	–	–	–	–	–	–	–	–	1	–
106	18	–	–	28	28	6	–	6	–	6	–	8.8	45500	–	–	–	–	–	–	–	–	–	2	–
107	28	–	–	32	14	12	–	12	–	9	–	9.1	38100	–	3	...	...	...	–	–	–	3	2	–
108	44	–	–	27	25	18	–	18	–	16	–	8.1	35800	–	2	...	...	...	–	–	–	7	–	–
109	42	–	–	31	19	15	–	15	–	14	–	7.6	38300	–	1	...	...	...	–	–	–	2	1	–
110	107	–	–	36	9	38	–	35	–	33	–	6.7	26900	–	4	...	...	...	–	–	–	7	2	1
111	102	–	–	14	25	56	–	28	2	–	–	–	–	–	56	–	4.8	83	–	–	–	18	11	–
112	63	–	–	22	37	35	–	14	–	7	–	6.7	28900	–	28	–	4.3	80	–	–	–	22	4	–
113	315	–	–	36	5	114	–	72	19	66	–	7.2	35900	–	39	–	3.8	160	–	–	–	12	8	1
114	119	–	–	32	16	48	–	25	1	15	–	7.1	30500	–	33	–	4.4	82	–	1	1	16	5	–
201	102	1	–	26	13	40	1	24	–	17	1	8.1	42800	–	23	–	4.7	87	–	–	–	6	4	–
202	51	–	–	22	10	18	–	18	–	18	–	6.5	29700	–	–	–	–	–	–	–	–	2	–	–
203	86	–	–	41	5	27	–	27	–	26	–	7.8	37200	–	1	...	...	...	–	–	–	4	1	–
204	41	–	–	34	17	13	–	12	–	12	–	8.3	36500	–	–	–	–	–	–	1	1	1	2	1
205	68	–	–	29	22	26	–	26	–	24	–	8.5	36500	–	2	...	...	...	–	–	–	6	2	–
206	68	3	–	28	24	26	–	26	–	26	–	8.9	37000	–	–	–	–	–	–	–	–	7	3	1
207	44	–	–	34	21	14	–	14	–	13	–	8.2	32900	–	–	–	–	–	–	–	–	1	3	1
208	31	–	–	29	36	12	–	12	–	12	–	8.9	36500	–	–	–	–	–	–	–	–	3	–	–
209	38	–	–	21	40	14	–	14	–	14	–	8.4	31000	–	–	–	–	–	–	–	–	2	1	1
210	38	–	–	34	13	14	–	14	–	13	–	8.2	38000	–	–	–	–	–	–	–	–	2	1	–
211	23	–	–	39	26	7	–	7	–	7	–	8.4	31400	–	–	–	–	–	–	–	–	1	1	–
212	22	–	–	9	41	13	–	12	–	9	–	7.7	33900	–	3	...	...	...	–	–	–	5	2	–
213	57	–	–	30	28	21	–	19	–	17	–	8.6	38900	–	2	...	...	...	–	–	–	–	3	1
214	44	2	–	21	32	20	–	13	–	9	–	7.3	33300	–	11	–	4.0	69	–	–	–	6	1	1
215	59	–	–	31	19	20	–	20	–	19	–	7.5	31200	–	1	...	...	...	–	1	1	3	1	–
301	48	–	–	44	17	18	–	14	–	13	–	7.2	32100	–	1	...	...	...	–	–	–	1	–	–
302	28	–	–	36	14	9	–	9	–	9	–	6.9	29000	–	–	–	–	–	–	–	–	1	–	–
303	19	–	–	16	11	7	–	7	–	6	–	8.7	31700	–	1	...	...	...	–	–	–	1	1	–
304	49	–	–	25	14	17	2	15	–	16	2	7.8	32800	–	–	–	–	–	–	–	–	2	3	1
305	17	–	–	29	18	6	–	6	–	5	–	7.8	37500	–	1	...	...	...	–	–	–	1	–	–
306	32	3	–	28	25	10	–	10	–	10	–	7.3	31500	–	–	–	–	–	–	–	–	–	4	–
307	34	–	–	27	27	15	–	13	–	13	–	7.4	30500	–	1	...	...	...	–	–	–	4	–	–
308	49	–	–	27	12	13	–	13	–	10	–	8.2	31000	–	3	...	...	...	–	–	–	1	–	1
309	33	–	–	27	21	12	–	12	–	10	–	9.1	39900	–	2	...	...	...	–	–	–	2	1	–
310	42	12	–	50	10	13	1	12	–	10	1	9.5	58300	–	1	...	...	...	...	1	1	–	2	1
311	40	3	–	15	28	16	–	16	–	16	–	9.1	54800	–	–	–	–	–	–	–	–	2	–	–
312	28	–	–	25	25	10	1	10	–	8	1	9.0	60000	–	1	...	...	...	–	–	–	–	1	1
313	24	–	–	17	17	9	–	9	–	9	–	9.3	53900	–	–	–	–	–	–	–	–	1	–	–
314	21	–	–	29	19	8	–	8	–	8	–	8.5	57800	–	–	–	–	–	–	–	–	1	–	–
315	90	1	–	27	17	31	1	31	–	29	1	8.0	39900	–	2	...	...	...	...	–	–	2	3	–
401	26	–	–	27	12	9	–	8	–	8	–	7.8	47500	–	1	...	...	...	–	1	1	–	1	–
402	44	–	–	16	23	19	–	19	–	18	–	8.1	44400	–	1	...	...	...	–	–	–	3	–	1
403	12	–	–	25	25	4	...	...	...	...	...	...	...	–	...	...	...	...	–	...	...	...	...	...
404	11	–	–	9	18	4	...	...	...	...	...	...	...	–	...	...	...	...	–	...	...	...	...	...
405	7	–	–	29	29	3	...	...	...	...	...	...	...	–	...	...	...	...	–	...	...	...	...	...
407	27	–	–	33	7	9	–	9	–	7	–	7.7	35400	–	2	...	...	...	–	–	–	1	–	–
408	55	–	–	33	22	18	–	18	–	17	–	7.6	40400	–	–	–	–	–	–	–	–	2	2	–
409	22	–	–	5	14	10	–	10	–	9	–	8.0	40800	–	1	...	...	...	–	–	–	1	1	–
410	17	–	–	6	59	8	–	8	–	8	–	7.8	42200	–	–	–	–	–	–	–	–	1	1	–
411	43	–	–	19	7	14	–	14	–	14	–	8.0	48600	–	–	–	–	–	–	–	–	–	–	–
412	20	–	–	30	20	7	–	7	–	7	–	7.6	43200	–	–	–	–	–	–	–	–	–	–	1
413	20	–	–	30	10	5	–	5	–	5	–	8.6	50500	–	–	–	–	–	–	–	–	2	–	–
414	38	–	–	18	11	14	–	14	–	13	–	7.5	41900	–	1	...	...	...	–	–	–	3	–	1
415	84	–	–	19	5	31	–	29	2	27	–	7.3	38700	–	4	...	...	...	–	–	–	–	–	–
416	26	–	–	42	12	7	–	7	–	7	–	8.3	41400	–	–	–	–	–	–	–	–	–	2	–
417	38	–	–	42	16	11	–	11	–	10	–	8.1	48300	–	1	...	...	...	–	–	–	–	–	–

[Data exclude vacant seasonal and vacant migratory housing units. For minimum base for derived figures (percent, average, etc.) and meaning of symbols, see text]

Blocks Within Census Tracts	Total population	Percent of total population				Year-round housing units				Occupied housing units													
								Units in—		Owner					Renter					1.01 or more persons per room				
	Total population	Negro	In group quarters	Under 18 years	62 years and over	Total	Lacking some or all plumbing facilities	One-unit structures	Structures of 10 or more units	Total	Lacking some or all plumbing facilities	Average number of rooms	Average value (dollars)	Percent Negro	Total	Lacking some or all plumbing facilities	Average number of rooms	Average contract rent (dollars)	Percent Negro	Total	With all plumbing facilities	One-person households	With female head of family	With roomers, boarders, or lodgers
25.02	3454	–	–	35	10	1077	2	1073	–	981	1	7.3	35800	–	76	1	5.6	135	3	13	13	73	47	5
101	461	–	–	44	5	118	–	118	–	116	–	8.9	51800	–	2	...	...	...	–	–	–	3	–	–
102	66	–	–	29	14	20	–	20	–	17	–	7.1	35600	–	3	...	...	...	–	–	–	1	1	–
103	67	–	–	34	6	20	–	20	–	20	–	8.2	36900	–	–	–	–	–	–	–	–	–	–	–
104	269	–	–	30	10	85	–	85	–	82	–	7.5	34600	–	3	...	...	...	–	–	–	3	5	–
105	48	–	–	33	10	15	–	15	–	15	–	8.5	42800	–	–	–	–	–	–	–	–	3	–	–
106	95	–	–	35	5	29	–	29	–	29	–	7.6	42300	–	–	–	–	–	–	–	–	2	–	–
107	37	–	–	35	14	10	–	10	–	10	–	8.8	58300	–	–	–	–	–	–	–	–	–	–	–
108	50	–	–	26	12	20	–	20	–	17	–	8.8	53400	–	–	–	–	–	–	–	–	1	1	–
109	39	5	–	15	26	16	–	16	–	15	–	8.5	50200	–	1	...	...	...	...	–	–	4	3	–
110	43	2	–	23	28	15	–	15	–	15	–	8.3	47800	–	–	–	–	–	–	1	1	2	–	–
111	36	–	–	33	19	11	–	11	–	11	–	8.1	46800	–	–	–	–	–	–	–	–	2	–	–
201	30	–	–	27	23	11	–	11	–	11	–	8.4	47000	–	–	–	–	–	–	–	–	1	–	–
202	29	–	–	28	24	10	–	10	–	10	–	8.2	47500	–	–	–	–	–	–	–	–	1	–	–
203	72	3	–	39	7	22	1	21	–	19	–	7.7	49500	–	3	...	...	...	...	1	1	3	1	–
204	128	–	–	26	18	46	–	46	–	43	–	7.5	34000	–	2	...	...	...	–	–	–	6	2	2
205	44	–	–	41	5	13	–	13	–	11	–	6.8	27000	–	2	...	...	...	–	–	–	–	–	–
206	213	–	–	39	6	62	–	62	–	59	–	6.7	30100	–	3	...	...	...	–	–	–	1	1	–
207	41	–	–	32	7	14	–	14	–	14	–	8.5	37400	–	–	–	–	–	–	–	–	2	–	1
208	33	–	–	33	24	11	–	11	–	11	–	7.5	41100	–	–	–	–	–	–	–	–	–	2	–
209	29	–	–	28	28	10	–	10	–	10	–	7.9	40300	–	–	–	–	–	–	–	–	1	1	–
210	57	–	9	26	9	19	–	19	–	16	–	8.1	40900	–	–	–	–	–	–	–	–	–	–	–
211	30	–	–	33	20	9	–	9	–	7	–	8.7	51400	–	2	...	...	...	–	–	–	–	1	–
212	49	–	–	20	18	17	–	17	–	16	–	8.0	43900	–	1	...	...	...	–	–	–	–	3	–
213	37	–	–	35	11	12	–	12	–	12	–	7.9	53100	–	–	–	–	–	–	–	–	1	–	–
301	281	–	–	35	10	93	1	90	–	82	1	6.7	27100	–	9	–	4.7	121	–	1	1	11	3	–
302	81	–	–	41	3	24	–	24	–	22	–	6.3	23600	–	1	...	...	...	–	–	–	–	1	–
303	68	–	–	47	–	18	–	18	–	14	–	5.4	17900	–	4	...	...	...	–	3	3	–	1	–
304#	88	–	–	34	8	28	–	28	–	18	–	6.0	22500	–	8	–	5.9	165	–	–	–	–	–	–
305	112	–	–	30	6	37	–	37	–	31	–	6.1	21900	–	6	–	5.5	158	–	–	–	1	1	–
306	104	–	–	42	3	28	–	28	–	26	–	6.7	27700	–	2	...	...	...	–	–	–	–	1	–
307	109	–	–	39	9	35	–	35	–	32	–	5.7	20900	–	1	...	...	...	–	1	1	3	5	–
308#	106	–	–	37	11	35	–	35	–	28	–	5.6	18200	–	5	–	4.8	79	–	1	1	6	3	–
309	57	–	–	23	16	22	–	22	–	18	–	5.2	16900	–	3	...	...	...	–	–	–	3	1	1
310	90	–	–	43	8	27	–	27	–	25	–	5.2	19100	–	2	...	...	...	–	2	2	4	1	–
311	34	–	–	18	15	12	–	12	–	9	–	6.1	20700	–	3	...	...	...	–	–	–	1	4	–
312	12	–	–	50	–	3	...	...	...	...	...	...	...	–	...	...	...	...	–	...	...	...	...	...
313	83	–	–	36	7	24	–	24	–	17	–	6.9	26600	–	6	–	6.7	72	–	2	2	1	2	1
314	53	–	–	40	8	17	–	17	–	14	–	6.9	29300	–	2	...	...	...	–	–	–	2	–	–
316	67	2	–	34	10	23	–	23	–	22	–	8.2	46900	–	–	–	–	–	–	–	–	1	2	–
317	106	–	–	26	20	36	–	36	–	35	–	7.9	43500	–	1	...	...	...	–	–	–	2	1	–
26.01	2975	–	–	37	8	915	1	843	2	765	–	7.3	32400	–	130	1	5.1	142	1	12	12	71	44	6
101	59	–	–	31	12	21	–	19	–	12	–	7.3	25800	–	6	–	5.2	124	–	1	1	2	2	–
102	24	–	–	46	13	9	–	9	–	7	–	5.6	14300	–	1	...	...	...	–	–	–	3	–	–
103	535	1	–	44	6	147	–	137	–	129	–	7.5	32100	1	15	–	4.8	110	–	1	1	9	7	1
104	92	5	–	52	1	21	–	21	–	21	–	8.0	37100	5	–	–	–	–	–	–	–	–	–	–
105	228	–	–	44	3	57	–	57	–	57	–	8.2	36200	–	–	–	–	–	–	–	–	–	1	–
106	138	–	–	49	4	36	–	36	–	35	–	8.0	38000	–	–	–	–	–	–	–	–	1	2	–
107	56	–	–	32	5	18	–	18	–	16	–	5.5	15800	–	2	...	...	...	–	–	–	1	1	–
108	16	–	–	44	6	5	–	5	–	2	...	...	...	–	3	...	...	...	–	–	–	–	1	–
109	49	–	–	39	2	13	–	13	–	13	–	9.0	43800	–	–	–	–	–	–	–	–	–	1	–
110	142	–	–	32	12	45	–	45	–	40	–	6.1	20800	–	5	–	5.2	...	–	2	2	4	2	1
111	92	–	–	29	7	28	–	28	–	25	–	6.1	17200	–	3	...	...	...	–	–	–	–	2	–
112	85	–	–	41	12	24	–	24	–	20	–	6.0	15000	–	3	...	...	...	–	2	2	–	5	1
113	213	1	–	19	22	90	1	41	–	30	–	5.9	20200	–	56	1	5.1	172	2	4	4	18	4	1
201	48	–	–	31	–	15	–	15	–	15	–	8.1	50700	–	–	–	–	–	–	–	–	1	–	–
203	56	–	–	45	2	13	–	13	–	13	–	9.5	57300	–	–	–	–	–	–	–	–	–	–	–
204	41	–	–	34	10	13	–	13	–	13	–	8.9	54600	–	–	–	–	–	–	–	–	–	–	–
205	96	–	–	34	3	30	–	30	–	30	–	8.8	57700	–	–	–	–	–	–	–	–	3	2	–
206	34	–	–	27	18	14	–	14	–	10	–	8.4	50000	–	2	...	...	...	–	–	–	–	1	–
207	118	–	–	44	3	32	–	29	–	27	–	8.1	37100	–	4	...	...	...	–	–	–	–	2	–
208	19	–	–	37	11	5	–	5	–	4	...	...	...	–	1	...	...	...	–	–	–	–	1	–
209	61	–	–	31	10	23	–	23	–	18	–	7.3	29500	–	5	–	4.2	...	–	–	–	5	–	–
210	84	–	–	31	8	25	–	25	–	23	–	6.8	30000	–	2	...	...	...	–	–	–	1	1	1
211	6	–	–	67	–	1	...	...	...	...	...	...	...	–	...	...	...	...	–	...	...	...	...	...
212	338	–	–	38	6	105	–	105	–	99	–	7.3	33500	–	3	...	...	...	–	2	2	5	4	1
213	33	–	–	52	–	8	–	8	–	8	–	7.8	36300	–	–	–	–	–	–	–	–	–	–	–
214	17	–	–	53	–	4	...	...	...	...	...	...	...	–	...	...	...	...	–	...	...	...	...	...
217	52	–	–	29	14	20	–	20	–	17	–	6.2	27500	–	2	...	...	...	–	–	–	1	–	–
218	43	–	–	37	2	15	–	15	–	14	–	6.8	24900	–	1	...	...	...	–	–	–	3	–	–
219	72	1	–	21	32	27	–	27	–	26	–	6.2	21500	–	1	...	...	...	...	–	–	4	3	–
220	128	–	–	20	16	51	–	43	2	38	–	6.5	26200	–	13	–	4.1	77	–	–	–	10	2	–
26.02	6179	–	–	37	6	1928	28	1642	14	1453	12	6.5	25600	–	410	8	4.4	120	–	46	45	160	94	17
101	7	–	–	29	–	2	...	...	...	...	...	...	...	–	...	...	...	...	–	...	...	...	...	...
103	59	–	–	14	3	29	–	9	3	4	...	...	...	–	24	–	4.0	129	–	–	–	3	2	–
104	126	–	–	42	2	35	–	35	–	34	–	6.8	27100	–	1	...	...	...	–	–	–	–	2	–
106	13	–	–	31	8	5	1	5	–	3	...	...	...	–	1	...	...	...	–	...	...	...	...	...
107	23	–	–	48	9	5	–	5	–	5	–	6.2	20500	–	–	–	–	–	–	–	–	–	–	–
108	82	–	–	49	2	20	2	17	1	19	1	6.0	24400	–	1	...	...	...	–	1	1	–	–	–
109	124	–	–	47	3	32	2	32	–	28	2	6.3	26900	–	2	...	...	...	–	–	–	–	2	–
110	17	–	–	35	–	5	–	5	–	5	–	6.6	21300	–	–	–	–	–	–	–	–	–	–	–
111	83	–	–	57	1	17	–	17	–	14	–	6.7	24000	–	3	...	...	...	–	3	3	–	–	–
112	98	–	–	41	5	28	1	27	–	22	–	5.8	19300	–	4	...	...	...	–	1	1	1	1	–
113	80	–	–	40	3	22	–	22	–	21	–	6.0	20800	–	1	...	...	...	–	–	–	1	1	–
114	16	–	–	50	–	4	...	...	...	...	...	...	...	–	...	...	...	...	–	...	...	...	...	...
115	28	–	–	43	–	9	–	4	–	4	...	...	...	–	5	–	2.8	100	–	–	–	2	–	–
116	47	–	–	40	4	12	–	12	–	12	–	6.1	23100	–	–	–	–	–	–	1	1	–	1	–
117	56	–	–	27	5	19	–	19	–	17	–	5.9	20900	–	2	...	...	...	–	–	–	1	–	–

Table 2. Characteristics of Housing Units and Population, by Blocks: 1970—Con.

[Data exclude vacant seasonal and vacant migratory housing units. For minimum base for derived figures (percent, average, etc.) and meaning of symbols, see text]

Blocks Within Census Tracts	Total population	Percent of total population: Negro	In group quarters	Under 18 years	62 years and over	Year-round housing units: Total	Lacking some or all plumbing facilities	Units in—: One-unit structures	Structures of 10 or more units	Occupied housing units: Owner: Total	Lacking some or all plumbing facilities	Average number of rooms	Average value (dollars)	Percent Negro	Renter: Total	Lacking some or all plumbing facilities	Average number of rooms	Average contract rent (dollars)	Percent Negro	1.01 or more persons per room: Total	With all plumbing facilities	One-person households	With female head of family	With roomers, boarders, or lodgers
118	7	–	–	14	14	2	...	...	...	...	...	...	...	–	...	...	...	...	–	...	...	...	...	...
119	14	–	–	29	–	5	–	5	–	5	–	5.8	25000	–	–	–	–	–	–	–	–	–	–	–
120	21	–	–	38	10	7	–	7	–	7	–	6.4	25900	–	–	–	–	–	–	–	–	–	1	–
121	32	–	–	44	6	8	–	8	–	7	–	6.1	21600	–	1	...	...	...	–	–	–	–	–	–
122	75	–	–	24	5	29	–	13	2	12	–	6.3	22900	–	17	–	4.2	135	–	1	1	2	2	–
123	17	–	–	29	–	6	–	5	–	5	–	6.4	24800	–	1	...	...	...	–	–	–	–	–	–
124	79	–	–	37	6	22	–	22	–	22	–	6.0	22000	–	–	–	–	–	–	–	–	–	2	–
201	30	–	–	30	–	11	–	11	–	10	–	6.1	21500	–	1	...	...	...	–	–	–	–	–	–
202	51	–	–	45	2	14	–	14	–	14	–	6.0	22600	–	–	–	–	–	–	–	–	–	–	–
203	46	–	–	37	2	13	1	13	–	13	1	5.7	21400	–	–	–	–	–	–	–	–	–	–	–
204	49	–	–	29	8	14	–	12	–	11	–	6.5	22700	–	3	...	...	...	–	–	–	1	1	–
206	39	–	–	33	15	14	–	13	–	13	–	6.8	26800	–	–	–	–	–	–	–	–	2	1	–
208	92	–	–	34	14	28	–	24	–	23	–	5.8	22200	–	5	–	5.0	...	–	2	2	2	3	–
209	88	–	–	33	11	31	–	27	–	23	–	5.7	19600	–	7	–	4.7	82	–	2	2	3	–	–
210	9	–	–	44	–	3	...	...	...	...	...	...	...	–	...	...	...	...	–	...	...	...	...	...
211	48	–	–	52	6	12	–	12	–	11	–	6.3	12400	–	1	...	...	...	–	2	2	2	–	–
212	28	–	–	36	18	8	–	8	–	7	–	6.7	32800	–	1	...	...	...	–	–	–	–	–	–
213	70	–	–	40	10	22	–	22	–	18	–	7.1	29500	–	3	...	...	...	–	–	–	2	–	–
214	84	–	–	37	2	23	–	23	–	23	–	7.8	36000	–	–	–	–	–	–	–	–	–	1	–
215	103	–	–	47	2	25	–	25	–	25	–	8.2	36000	–	–	–	–	–	–	–	–	–	–	–
216	42	–	–	38	7	11	–	11	–	10	–	8.1	38800	–	–	–	–	–	–	–	–	–	–	–
218	84	–	–	44	6	22	–	22	–	21	–	7.6	33500	–	1	...	...	...	–	–	–	–	–	–
219	34	–	–	18	15	13	1	10	–	10	–	6.6	28600	–	3	...	...	...	–	–	–	1	1	–
220	51	–	–	33	2	14	–	14	–	14	–	6.7	24800	–	–	–	–	–	–	–	–	1	–	1
221	16	–	–	13	19	8	–	6	–	6	–	6.2	...	–	2	...	...	...	–	–	–	2	1	–
222	38	–	–	32	5	12	–	12	–	12	–	6.0	29600	–	–	–	–	–	–	–	–	–	1	–
223	78	–	–	39	6	24	–	21	–	17	–	5.9	23700	–	6	–	5.7	131	–	–	–	2	2	–
224	31	–	–	26	7	9	–	9	–	9	–	6.0	18200	–	–	–	–	–	–	–	–	1	1	–
225	185	–	–	23	5	87	–	28	4	21	–	6.7	26800	–	61	–	3.8	88	–	–	–	23	4	4
301	113	–	14	33	12	31	2	29	–	25	–	6.9	27300	–	4	...	...	...	–	2	2	5	1	1
304	7	–	–	14	43	5	–	3	–	4	...	...	...	–	–	–	–	–	–	...	...	...	...	...
305	23	–	–	39	4	8	–	8	–	7	–	5.9	22000	–	–	–	–	–	–	–	–	–	1	–
306	39	–	–	26	8	14	–	14	–	14	–	5.6	22100	–	–	–	–	–	–	1	1	2	1	–
307	54	–	–	33	4	16	–	16	–	16	–	7.4	31500	–	–	–	–	–	–	–	–	–	2	–
308	939	–	–	33	11	318	8	305	–	241	2	6.0	22300	–	61	1	4.5	94	–	7	6	33	22	5
309	132	–	–	35	5	52	1	29	–	25	–	6.2	21200	–	21	–	4.0	77	–	1	1	10	3	2
310	58	–	–	35	3	17	–	17	–	14	–	6.4	26200	–	3	...	...	...	–	1	1	1	–	–
312	42	–	–	48	5	11	–	10	–	6	–	4.5	11300	–	5	–	4.4	85	–	2	2	1	–	–
313	101	–	–	41	6	32	–	32	–	15	–	5.2	14800	–	15	–	4.4	90	–	6	6	2	3	1
314	84	–	–	32	7	27	–	27	–	23	–	5.7	18900	–	4	...	...	...	–	1	1	1	–	–
315	11	–	–	36	–	4	...	...	...	...	...	...	...	–	...	...	...	...	–	...	...	...	...	...
316	48	–	–	44	2	14	–	14	–	13	–	6.7	30300	–	–	–	–	–	–	–	–	–	1	–
317	90	–	–	41	–	25	–	25	–	22	–	6.3	27000	–	2	...	...	...	–	–	–	–	2	–
318	23	–	–	30	13	8	–	8	–	7	–	6.1	21800	–	–	–	–	–	–	–	–	–	1	–
319	3	...	...	...	...	1	...	...	...	...	...	...	...	...	...	...	...	...	...	...	...	...	...	...
320	225	–	–	35	8	63	–	61	–	48	–	6.3	22300	–	12	–	6.3	85	–	3	3	2	1	–
321	37	–	–	51	3	8	–	8	–	8	–	7.5	33800	–	–	–	–	–	–	–	–	1	–	–
322	6	–	–	17	33	2	...	...	...	...	...	...	...	–	...	...	...	...	–	...	...	...	...	...
323	52	–	–	37	8	16	–	14	–	14	–	5.4	21100	–	2	...	...	...	–	1	1	1	2	–
901#	478	–	2	39	9	141	3	139	–	128	1	6.8	27500	1	11	2	5.4	133	–	3	3	7	8	–
902	31	–	–	23	23	13	1	11	–	11	1	4.8	15600	–	2	...	...	...	–	1	1	5	–	–
903	15	–	–	13	33	6	1	6	–	6	1	5.5	10700	–	–	–	–	–	–	–	–	2	–	1
904	562	–	–	35	3	200	3	88	4	79	1	6.9	27300	–	108	2	4.2	173	–	4	4	29	7	2
905	41	–	–	39	2	12	–	12	–	11	–	8.3	33400	–	1	...	...	...	–	–	–	–	1	–
906	118	–	–	45	1	31	–	30	–	31	–	7.4	29400	–	–	–	–	–	–	–	–	–	2	–
907	118	–	–	49	–	30	1	30	–	29	1	7.8	31700	–	1	...	...	...	–	–	–	–	2	–
908	13	–	–	–	39	6	–	6	–	6	–	5.0	23800	–	–	–	–	–	–	–	–	1	–	–
911	316	–	–	48	1	76	–	76	–	76	–	8.6	37700	–	–	–	–	–	–	–	–	1	–	–
27	5280	6	–	33	7	1788	38	1416	147	1234	20	5.9	21000	5	477	17	4.1	118	3	69	60	186	94	40
101	26	–	–	27	12	7	–	7	–	4	...	...	...	–	2	...	...	...	–	1	1	–	–	–
103	21	–	–	29	–	8	–	–	–	5	–	4.4	–	–	3	...	...	...	–	1	1	1	1	–
104	8	–	–	50	–	2	...	...	...	...	...	...	...	–	...	...	...	...	–	...	...	...	...	...
105	5	–	–	60	–	1	...	...	...	...	...	...	...	–	...	...	...	...	–	...	...	...	...	...
106	29	–	–	35	–	9	–	9	–	9	–	5.1	17200	–	–	–	–	–	–	–	–	1	–	–
107	108	–	–	40	4	31	–	31	–	30	–	5.5	18700	–	1	...	...	...	–	2	2	1	–	–
108	82	–	–	31	4	26	–	26	–	22	–	5.5	18700	–	4	...	...	...	–	1	1	–	1	–
109	5	–	–	60	–	1	...	...	...	...	...	...	...	–	...	...	...	...	–	...	...	...	...	...
112	22	–	–	41	5	7	–	7	–	5	–	5.4	19500	–	2	...	...	...	–	–	–	1	1	–
113	28	–	–	46	–	7	–	7	–	6	–	6.0	16500	–	1	...	...	...	–	2	2	–	–	–
114	435	–	–	37	6	128	1	119	–	102	1	5.5	18700	–	24	–	4.7	114	–	10	10	8	7	4
115	44	–	–	46	–	12	–	12	–	12	–	5.8	20600	–	–	–	–	–	–	–	–	–	1	–
116	80	–	–	35	5	24	–	24	–	21	–	5.4	19300	–	2	...	...	...	–	3	3	1	2	–
117	28	–	–	32	–	10	–	10	–	10	–	5.6	18600	–	–	–	–	–	–	–	–	1	–	–
118	20	–	–	20	5	8	–	6	–	6	–	5.5	19200	–	2	...	...	...	–	–	–	2	–	–
119	27	–	–	19	44	10	–	10	–	8	–	5.4	24300	–	2	...	...	...	–	–	–	1	1	–
120	49	–	–	31	4	15	–	15	–	12	–	6.5	20600	–	3	...	...	...	–	–	–	1	2	–
121	42	–	–	26	17	15	–	15	–	11	–	6.5	16300	–	4	...	...	...	–	–	–	1	–	–
122	29	–	–	35	3	11	2	9	–	7	–	5.3	14800	–	4	...	...	...	–	1	1	4	–	–
123	18	–	–	22	6	8	–	6	–	6	–	5.5	18300	–	2	...	...	...	–	–	–	2	–	–
124	21	–	–	24	19	6	–	6	–	6	–	5.8	18500	–	–	–	–	–	–	–	–	–	–	–
125	17	–	–	12	12	6	–	6	–	6	–	6.5	21000	–	–	–	–	–	–	–	–	–	–	–
126	7	–	–	14	29	3	...	...	...	...	...	...	...	–	...	...	...	...	–	...	...	...	...	...
127	26	–	–	50	4	7	–	7	–	6	–	6.3	25600	–	1	...	...	...	–	1	1	1	1	–
201	18	11	–	17	6	9	1	5	–	1	...	...	...	...	8	1	5.1	94	13	–	–	4	–	–
202	75	–	–	21	17	30	1	27	–	19	–	5.4	22400	–	11	1	6.0	108	–	–	–	6	3	1
205	17	–	–	29	18	6	–	6	–	5	–	5.8	16500	–	1	...	...	...	–	–	–	–	1	–
207	14	–	–	29	7	6	–	6	–	2	...	...	...	–	3	...	...	...	–	–	–	–	–	–
208	12	–	–	25	8	4	...	...	...	...	...	...	...	–	...	...	...	...	–	...	...	...	...	...
209	13	–	–	23	–	5	–	5	–	5	–	5.2	24300	–	–	–	–	–	–	–	–	1	–	–

[Data exclude vacant seasonal and vacant migratory housing units. For minimum base for derived figures (percent, average, etc.) and meaning of symbols, see text]

Blocks Within Census Tracts	Total population	Percent of total population				Year-round housing units				Occupied housing units														
								Units in—		Owner					Renter					1.01 or more persons per room				
	Total population	Negro	In group quarters	Under 18 years	62 years and over	Total	Lacking some or all plumbing facilities	One-unit structures	Structures of 10 or more units	Total	Lacking some or all plumbing facilities	Average number of rooms	Average value (dollars)	Percent Negro	Total	Lacking some or all plumbing facilities	Average number of rooms	Average contract rent (dollars)	Percent Negro	Total	With all plumbing facilities	One-person households	With female head of family	With roomers, boarders, or lodgers
210	56	–	–	29	–	20	–	19	–	18	–	6.4	27100	–	–	–	–	–	–	–	–	–	1	–
211	74	3	–	30	18	24	–	23	–	20	–	6.1	23700	5	4	...	...	...	...	1	1	1	1	1
213	21	–	–	33	5	6	–	6	–	5	–	6.8	35000	–	1	...	...	...	–	–	–	–	–	–
214	40	10	–	45	3	10	–	10	–	9	–	7.0	26500	11	1	...	...	...	...	–	–	–	–	–
215	25	40	–	32	16	9	1	9	–	6	1	5.2	26300	33	2	...	...	...	...	1	–	1	–	–
216	5	–	–	60	–	1	...	...	...	...	...	...	...	–	...	...	...	...	–	...	...	...	...	...
217	73	–	–	45	1	18	–	18	–	17	–	7.1	29000	–	1	...	...	...	–	1	1	–	1	–
218	40	–	–	35	3	13	–	13	–	10	–	6.1	24900	–	3	...	...	...	–	–	–	1	2	–
219	51	–	–	33	4	15	–	15	–	14	–	6.6	24900	–	1	...	...	...	–	–	–	1	–	–
220	71	–	–	47	3	17	–	17	–	16	–	6.6	27200	–	1	...	...	...	–	–	–	–	–	–
221	36	–	–	47	–	8	–	8	–	8	–	6.9	29100	–	–	–	–	–	–	–	–	–	–	–
222	216	–	–	35	6	62	–	60	–	57	–	6.4	25000	–	4	...	...	...	–	1	1	2	–	–
223	30	–	–	37	7	10	–	9	–	9	–	5.4	21600	–	–	–	–	–	–	–	–	–	1	–
224	63	–	–	30	2	21	–	21	–	21	–	5.3	19900	–	–	–	–	–	–	–	–	–	–	–
225	283	–	–	37	5	95	–	67	–	80	–	5.4	21500	–	8	–	5.3	97	–	3	3	7	3	–
226	74	–	–	42	–	23	–	23	–	19	–	6.3	24300	–	2	...	...	...	–	–	–	–	2	–
227#	24	–	–	17	29	11	–	4	–	5	–	5.6	...	–	6	–	4.2	72	–	–	–	6	1	–
902	231	–	–	29	4	82	2	33	19	41	1	5.3	21000	–	36	1	4.1	136	–	6	6	4	3	–
903	33	–	–	46	12	9	–	8	–	9	–	4.7	15500	–	–	–	–	–	–	1	1	–	–	–
904	47	–	–	47	–	12	–	12	–	12	–	5.2	15700	–	–	–	–	–	–	2	2	1	–	–
905	59	–	–	44	3	16	–	16	–	14	–	5.9	23500	–	1	...	...	...	–	1	1	–	–	–
906	273	4	–	35	7	93	2	72	5	64	1	5.5	20700	3	26	1	3.6	114	–	3	2	13	3	–
907	202	1	–	11	4	105	4	15	42	4	...	...	...	...	95	4	3.6	129	1	–	–	22	5	11
908	39	–	–	33	23	12	1	12	–	7	–	5.7	21300	–	5	1	5.6	...	–	1	–	2	–	–
909	556	24	–	37	8	175	9	173	–	141	5	5.7	16400	18	16	3	4.8	88	25	10	8	8	15	3
910	77	–	–	39	–	25	–	25	–	21	–	5.9	21500	–	2	...	...	...	–	–	–	–	–	–
912	7	14	–	29	–	3	...	...	...	...	...	...	...	...	...	...	...	...	...	...	...	...	...	...
913#	175	97	5	35	12	45	8	45	–	34	7	5.8	11600	100	9	1	5.0	52	89	7	5	4	8	2
914	628	1	–	26	7	259	1	141	80	120	1	6.0	22500	1	121	–	3.6	139	–	4	4	53	17	12
915	371	–	–	26	14	137	3	116	1	95	2	7.0	25300	–	40	1	3.9	90	–	2	1	19	8	5
916	74	–	–	22	24	30	–	30	–	21	–	6.6	23100	–	8	–	3.1	93	–	2	2	3	2	1
28.02	1702	8	–	33	6	577	10	394	18	412	4	5.4	18600	9	153	5	3.9	92	6	23	23	58	21	8
202	102	–	–	37	7	35	–	30	–	25	–	5.0	11900	–	9	–	4.0	69	–	1	1	5	4	–
203	130	–	–	42	5	37	–	27	–	27	–	4.8	15300	–	10	–	4.1	75	–	3	3	1	1	1
204	18	–	–	39	6	6	–	5	–	4	...	...	...	–	2	...	...	...	–	1	1	1	1	–
205	26	–	–	42	4	7	–	6	–	7	–	4.9	22100	–	–	–	–	–	–	2	2	–	–	–
206	3	...	...	...	...	1	...	...	...	...	...	...	...	...	...	...	...	...	...	...	...	...	...	...
207	3	...	...	...	...	2	...	...	...	...	...	...	...	...	...	...	...	...	...	...	...	...	...	...
213	123	11	–	34	4	41	1	25	1	23	–	6.0	19200	9	18	1	3.6	90	6	1	1	3	1	2
214	77	–	–	14	3	36	–	19	16	11	–	5.3	17000	–	24	–	3.2	101	–	–	–	5	–	–
215	166	–	–	31	4	56	–	44	–	38	–	5.2	16500	–	18	–	4.1	93	–	1	1	6	2	–
216	19	–	–	47	–	5	–	5	–	5	–	5.8	20800	–	–	–	–	–	–	–	–	–	–	–
217	269	–	–	30	5	101	2	19	–	81	–	4.6	22900	–	18	1	3.9	97	6	4	4	10	2	–
218	92	–	–	38	3	24	–	22	–	22	–	6.4	25400	–	2	...	...	...	–	–	–	–	–	–
219	6	–	–	67	–	1	...	...	...	...	...	...	...	–	...	...	...	...	–	...	...	...	...	...
220	158	2	–	34	7	47	–	44	–	40	–	6.1	22000	3	7	–	4.7	119	–	2	2	4	–	–
221	14	–	–	29	–	5	–	5	–	5	–	5.2	20500	–	–	–	–	–	–	–	–	–	–	–
222	37	–	–	46	–	10	–	10	–	10	–	6.1	22000	–	–	–	–	–	–	1	1	–	–	–
224	237	26	–	32	6	89	5	65	1	56	4	5.4	18000	34	28	1	3.8	98	11	3	3	16	5	3
225	18	61	–	17	17	8	1	6	–	6	–	4.7	...	50	1	...	...	...	...	–	–	1	1	–
227	7	100	–	14	14	2	...	...	...	...	...	...	...	...	...	...	...	...	...	...	...	...	...	...
901	66	8	–	30	17	22	–	21	–	19	–	5.3	13000	16	3	...	...	...	...	1	1	3	–	–
902	14	–	–	21	29	5	–	5	–	5	–	6.6	23300	–	–	–	–	–	–	–	–	1	–	–
903	29	–	–	45	–	8	–	7	–	6	–	8.8	37500	–	2	...	...	...	–	–	–	–	1	–
904	88	46	–	30	19	29	1	23	–	17	–	6.0	16900	47	10	1	4.8	81	30	3	3	1	2	2
28.03	2559	1	9	30	16	786	14	583	10	614	12	5.1	17400	–	156	1	4.3	87	–	37	36	77	44	7
112	126	–	–	32	8	40	–	37	–	38	–	5.4	16900	–	2	...	...	...	–	3	3	4	3	–
113	74	–	–	32	5	24	–	18	–	19	–	4.9	14900	–	5	–	4.4	...	–	–	–	1	2	–
114	62	–	–	37	8	19	–	19	–	17	–	5.5	17400	–	2	...	...	...	–	1	1	1	–	–
115	61	–	–	36	8	18	–	18	–	17	–	5.9	19200	–	1	...	...	...	–	–	–	–	–	–
116	107	–	–	38	4	32	2	32	–	22	2	5.5	16000	–	10	–	5.9	...	–	–	–	2	1	–
201	4	...	...	...	...	1	...	...	...	...	...	...	...	...	...	...	...	...	...	...	...	...	...	...
202	31	–	–	23	13	10	–	10	–	10	–	6.3	22600	–	–	–	–	–	–	–	–	–	–	–
203	26	–	–	39	–	9	–	9	–	9	–	5.4	19400	–	–	–	–	–	–	1	1	2	–	–
204	40	–	–	45	–	11	–	11	–	10	–	5.8	21500	–	1	...	...	...	–	–	–	1	1	–
205	52	–	–	31	2	17	–	17	–	16	–	5.6	21900	–	1	...	...	...	–	–	–	1	1	–
206	20	–	–	40	5	6	–	4	–	4	...	...	...	–	2	...	...	...	–	–	–	–	2	–
207	34	–	–	24	12	14	1	7	–	10	1	4.7	11000	–	4	...	...	...	–	2	2	5	–	–
208	48	–	–	40	4	13	–	13	–	11	–	5.3	14300	–	2	...	...	...	–	2	2	–	2	–
209	223	–	–	32	7	71	2	63	1	60	2	5.5	19300	–	11	–	3.8	75	–	4	4	3	5	–
210	29	–	–	35	7	10	–	8	–	8	–	5.6	20000	–	2	...	...	...	–	–	–	1	–	–
211	50	–	–	24	8	19	–	15	–	15	–	5.7	20400	–	4	...	...	...	–	–	–	3	1	1
212	22	–	–	36	5	6	2	6	–	5	2	5.4	...	–	1	...	...	...	–	1	–	1	1	–
213	12	–	–	17	25	6	–	5	–	6	–	4.2	8200	–	–	–	–	–	–	–	–	2	1	–
901	3	...	...	...	...	1	...	...	...	...	...	...	...	...	...	...	...	...	...	...	...	...	...	...
902	38	–	–	34	13	10	–	10	–	7	–	5.9	25000	–	3	...	...	...	–	1	1	1	–	1
904	7	–	–	29	–	4	...	...	...	...	...	...	...	–	...	...	...	...	–	...	...	...	...	...
905	249	9	96	7	74	2	...	...	...	...	...	...	...	...	...	...	...	...	...	...	...	...	...	...
908	–	–	–	–	–	1	...	...	...	...	...	...	...	–	...	...	...	...	–	...	...	...	...	...
909	115	–	–	14	64	52	–	10	–	45	–	3.2	...	–	5	–	4.6	...	–	2	2	1	1	–
910	71	–	–	30	11	24	1	20	–	20	1	5.4	11600	–	4	...	...	...	–	2	2	2	–	–
911	7	–	–	43	–	2	...	...	...	...	...	...	...	–	...	...	...	...	–	...	...	...	...	...
914#	174	–	–	35	7	57	–	50	–	39	–	5.5	14700	–	14	–	4.8	103	–	1	1	2	6	1
915	16	–	–	25	–	7	–	3	–	7	–	4.3	...	–	–	–	–	–	–	–	–	1	–	–
917	33	–	–	30	3	16	–	5	–	10	–	3.9	...	–	4	...	...	...	–	–	–	4	1	–
920	585	–	–	33	6	199	3	116	9	142	2	5.1	18200	1	52	–	3.8	91	–	12	12	26	10	3
925	240	–	–	32	13	85	3	67	–	62	2	5.2	16600	–	22	1	4.0	70	–	4	4	13	5	1

Table 2. Characteristics of Housing Units and Population, by Blocks: 1970—Con.

[Data exclude vacant seasonal and vacant migratory housing units. For minimum base for derived figures (percent, average, etc.) and meaning of symbols, see text]

Blocks Within Census Tracts	Total population	Percent of total population: Negro	In group quarters	Under 18 years	62 years and over	Year-round housing units: Total	Lacking some or all plumbing facilities	Units in—: One-unit structures	Structures of 10 or more units	Occupied housing units: Owner: Total	Lacking some or all plumbing facilities	Average number of rooms	Average value (dollars)	Percent Negro	Renter: Total	Lacking some or all plumbing facilities	Average number of rooms	Average contract rent (dollars)	Percent Negro	1.01 or more persons per room: Total	With all plumbing facilities	One-person households	With female head of family	With roomers, boarders, or lodgers
29.01	2438	6	–	32	12	773	49	725	–	620	31	5.5	16000	5	136	13	4.6	73	7	61	55	71	55	7
101	116	–	–	43	3	28	1	26	–	20	1	5.5	14300	–	8	–	5.0	101	–	6	6	2	2	1
103	561	1	–	29	14	176	13	165	–	131	8	5.0	10900	1	44	5	4.3	73	–	17	14	13	16	2
104	427	–	2	31	13	139	9	118	–	118	6	4.9	11400	–	18	2	4.4	55	–	9	8	15	8	–
105	36	–	–	33	3	13	3	10	–	8	1	4.6	12300	–	3	...	...	...	–	2	2	1	1	1
107	14	–	–	29	14	5	–	5	–	3	...	...	...	–	2	...	...	...	–	1	1	–	1	–
108	73	–	–	30	27	27	2	26	–	23	1	4.8	9800	–	4	...	...	...	–	3	2	7	1	–
109	47	–	–	47	13	14	–	10	–	11	–	5.2	10700	–	2	...	...	...	–	1	1	2	3	–
110	288	48	–	35	10	86	4	84	–	65	3	6.1	20400	43	18	1	4.9	71	44	10	10	9	8	1
111	6	50	–	33	33	2	...	...	...	...	...	...	...	...	...	...	...	...	...	...	...	...	...	...
112	37	–	–	24	19	14	1	13	–	11	–	4.7	6900	–	3	...	...	...	–	–	–	3	2	–
901	232	–	–	32	14	74	9	73	–	55	6	5.4	10400	2	17	2	5.0	67	–	8	7	9	5	1
902	12	–	–	17	–	5	–	5	–	5	–	5.8	...	–	–	–	–	–	–	–	–	–	–	–
903	428	–	–	33	8	135	4	134	–	120	3	6.5	27800	–	12	–	5.2	84	–	2	2	4	5	1
906	25	–	–	20	12	9	–	9	–	9	–	5.7	19500	–	–	–	–	–	–	–	–	–	1	–
908	59	–	–	37	14	18	–	18	–	16	–	5.4	16500	–	1	...	...	...	–	1	1	2	–	–
914	31	–	–	26	19	12	1	11	–	11	1	4.8	8000	–	1	...	...	...	–	–	–	2	1	–
917	25	–	–	24	8	10	2	10	–	8	1	5.1	10000	–	1	...	...	...	–	1	1	2	–	–
919	21	–	–	33	–	6	–	6	–	6	–	6.2	36300	–	–	–	–	–	–	–	–	–	–	–
29.02	3248	7	3	35	11	1012	80	960	–	787	40	5.2	13800	5	185	34	4.4	69	11	82	66	132	65	16
101	22	–	–	32	5	8	1	8	–	7	1	5.3	11900	–	–	–	–	–	–	–	–	–	–	–
102	18	–	–	22	11	6	–	6	–	6	–	4.3	9900	–	–	–	–	–	–	–	–	–	1	–
103	160	1	–	43	2	43	3	43	–	37	–	5.6	17900	–	6	3	4.3	57	17	2	1	2	–	1
104	28	–	–	43	4	9	–	9	–	6	–	5.7	16900	–	1	...	...	...	–	1	1	–	–	–
105	28	–	–	36	7	8	–	7	–	8	–	5.1	20700	–	–	–	–	–	–	1	1	–	–	–
107	41	–	–	32	7	12	–	12	–	12	–	5.7	22700	–	–	–	–	–	–	–	–	–	–	–
109	88	–	–	39	5	25	–	25	–	23	–	5.5	21600	–	2	...	...	...	–	1	1	1	3	1
201	134	–	–	35	6	45	9	41	–	33	4	5.0	13700	–	11	5	4.3	62	–	4	3	7	3	1
202	57	–	–	35	4	17	–	16	–	16	–	5.4	13300	–	–	–	–	–	–	1	1	–	–	–
204	131	–	–	39	1	36	–	36	–	32	–	5.7	18600	–	3	...	...	...	–	1	1	–	–	–
205	69	–	–	42	–	19	–	19	–	18	–	5.6	18100	–	1	...	...	...	–	1	1	–	–	–
206	62	–	–	39	2	15	1	15	–	13	–	5.2	13200	–	1	...	...	...	–	4	3	–	1	–
207	31	13	–	23	13	14	–	14	–	11	–	5.1	14800	9	2	...	...	...	...	–	–	3	–	–
208	155	3	–	37	3	49	1	49	–	43	1	4.9	13000	2	6	–	4.3	73	17	3	3	9	–	–
209	215	1	–	37	10	69	4	65	–	54	3	5.1	13400	2	13	1	4.5	75	–	7	5	8	2	–
210	113	–	–	42	3	31	–	31	–	26	–	4.9	12100	–	4	...	...	...	–	4	4	2	2	–
211	136	2	–	40	10	45	–	45	–	39	–	5.1	13000	3	5	–	4.8	75	–	5	5	12	3	1
301	353	8	–	39	8	111	13	109	–	78	5	5.2	12400	5	27	6	4.6	66	22	9	6	10	6	3
302	151	66	–	38	13	52	10	50	–	34	6	4.7	10600	65	14	3	4.2	60	50	6	3	12	8	2
303	172	18	–	36	9	59	3	58	–	47	2	5.2	15000	13	10	1	4.5	69	10	4	4	10	7	1
304	39	–	–	39	10	13	2	13	–	12	1	5.7	16300	–	1	...	...	...	–	–	–	2	–	–
305	9	–	–	56	–	5	–	–	–	–	–	–	–	–	3	...	...	...	–	...	...	...	...	...
306	36	–	–	31	11	12	2	11	–	8	1	5.6	12100	–	4	...	...	...	–	–	–	3	2	1
307	55	46	–	44	15	19	3	14	–	11	1	5.8	11200	55	5	2	4.0	...	40	2	2	4	2	1
308	3	...	...	...	...	2	...	...	...	...	...	...	...	...	...	...	...	...	...	...	...	...	...	...
309	118	–	–	37	14	37	1	37	–	28	1	5.3	9600	–	8	–	5.3	73	–	6	6	7	4	1
310	66	–	–	24	11	23	1	23	–	19	1	4.8	10600	–	3	...	...	...	–	1	1	3	3	–
311	30	–	–	23	7	12	–	12	–	9	–	6.8	15700	–	2	...	...	...	–	–	–	2	–	–
312	38	–	–	37	5	13	–	3	–	3	...	...	...	–	10	–	4.1	114	–	1	1	1	1	–
901	121	–	–	31	11	40	6	39	–	34	3	5.4	12600	–	6	3	4.0	57	–	3	1	5	5	–
902	36	–	–	22	31	12	–	12	–	10	–	5.3	10400	–	2	...	...	...	–	1	1	2	–	–
903#	344	4	29	22	33	91	10	81	–	65	6	5.1	11800	–	22	3	3.9	54	–	8	7	18	4	2
904#	80	–	–	35	14	27	3	25	–	20	–	5.6	15100	–	5	2	4.2	43	–	2	1	5	1	1
911	109	8	–	36	15	33	6	30	–	23	3	5.4	13000	–	8	2	4.1	49	25	4	3	3	5	–
30	3111	1	–	35	9	1013	46	915	2	786	18	5.3	16200	1	178	23	4.3	75	1	77	72	82	54	11
101	4	...	...	...	...	1	...	...	...	...	...	...	...	...	...	...	...	...	...	...	...	...	...	...
103	211	–	–	28	14	78	6	63	–	58	3	5.0	17200	–	13	2	4.6	58	–	6	4	7	3	2
106	3	...	...	...	...	3	...	...	...	...	...	...	...	...	...	...	...	...	...	...	...	...	...	...
112	40	–	–	35	20	13	1	11	–	11	1	4.5	8700	–	2	...	...	...	–	2	2	3	1	–
143	8	–	–	50	–	2	...	...	...	...	...	...	...	–	...	...	...	...	–	...	...	...	...	...
201	167	–	–	34	8	54	–	54	–	49	–	5.7	19600	–	2	...	...	...	–	–	–	2	7	–
202	164	–	–	37	4	49	–	42	–	39	–	5.5	21800	–	8	–	4.5	88	–	7	7	–	6	1
204	3	...	...	...	...	2	...	...	...	...	...	...	...	...	...	...	...	...	...	...	...	...	...	...
205	36	–	–	47	–	9	–	9	–	7	–	5.1	15200	–	2	...	...	...	–	1	1	–	1	–
206	19	–	–	26	16	9	–	7	–	4	...	...	...	–	3	...	...	...	–	–	–	–	–	1
207	16	–	–	44	–	3	...	...	...	...	...	...	...	–	...	...	...	...	–	...	...	...	...	...
901	306	–	–	33	9	92	1	82	–	75	–	5.2	12900	–	16	–	4.6	93	–	5	5	7	5	3
902	42	–	–	45	7	11	–	11	–	8	–	5.6	13900	–	3	...	...	...	–	2	2	2	1	–
903	75	–	–	39	12	23	–	23	–	15	–	5.6	12800	–	8	–	4.4	68	–	5	5	4	1	–
904	65	5	–	35	12	23	3	20	–	13	1	4.9	12700	8	9	2	4.0	75	–	1	1	2	1	–
906	115	–	–	33	10	36	2	26	–	22	1	5.2	14500	–	14	1	3.8	126	–	8	8	5	–	–
920	88	–	–	35	11	29	6	27	–	22	2	5.0	12900	–	6	3	4.8	...	–	3	2	3	2	–
921	6	–	–	67	–	1	...	...	...	...	...	...	...	–	...	...	...	...	–	...	...	...	...	...
935	54	–	–	33	7	16	–	16	–	15	–	6.1	21900	–	–	–	–	–	–	–	–	–	1	–
936	118	–	–	36	8	42	–	42	–	36	–	5.3	18100	–	1	...	...	...	–	1	1	2	–	–
937	79	–	–	46	5	22	1	21	–	21	–	5.2	18600	–	1	...	...	...	–	1	1	–	1	–
938	446	–	–	29	9	157	5	145	1	132	2	5.3	17200	–	19	2	4.4	62	–	4	4	7	4	–
939	6	–	–	33	–	3	...	...	...	...	...	...	...	–	...	...	...	...	–	...	...	...	...	...
940	13	–	–	46	15	4	...	...	...	...	...	...	...	–	...	...	...	...	–	...	...	...	...	...
941	9	78	–	33	11	3	...	...	...	...	...	...	...	...	...	...	...	...	...	...	...	...	...	...
942	20	75	–	30	15	9	–	9	–	6	–	5.5	13800	67	1	...	...	...	...	–	–	1	2	–
943	587	1	1	37	9	186	19	163	–	132	7	5.3	16400	2	45	11	4.2	62	–	16	14	22	9	4
945	26	–	–	31	12	10	–	10	–	6	–	5.7	16400	–	4	...	...	...	–	–	–	2	–	–
946	66	–	–	44	2	19	1	19	–	18	1	5.3	14400	–	–	–	–	–	–	–	–	–	1	–
947	279	2	–	35	8	89	–	82	1	74	–	4.9	13300	3	11	–	4.0	72	–	12	12	6	7	–
948	40	–	–	38	13	15	1	15	–	10	–	4.6	8700	–	3	...	...	...	–	1	1	2	1	–

[Data exclude vacant seasonal and vacant migratory housing units. For minimum base for derived figures (percent, average, etc.) and meaning of symbols, see text]

Blocks Within Census Tracts	Total population	Percent of total population: Negro	In group quarters	Under 18 years	62 years and over	Year-round housing units: Total	Lacking some or all plumbing facilities	Units in—: One-unit structures	Structures of 10 or more units	Occupied housing units: Owner: Total	Lacking some or all plumbing facilities	Average number of rooms	Average value (dollars)	Percent Negro	Renter: Total	Lacking some or all plumbing facilities	Average number of rooms	Average contract rent (dollars)	Percent Negro	1.01 or more persons per room: Total	With all plumbing facilities	One-person households	With female head of family	With roomers, boarders, or lodgers
33.01	4757	3	2	34	10	1490	59	1391	–	1217	32	5.5	16500	3	225	13	4.5	78	4	68	63	117	108	16
101	144	72	–	37	6	41	3	40	–	28	1	5.2	13300	68	10	–	4.8	60	90	3	3	–	7	3
106	17	18	–	41	–	5	–	5	–	4	...	...	...	...	1	...	...	...	...	–	–	–	–	–
107	190	4	–	38	1	57	1	57	–	51	1	5.5	16800	6	3	...	...	...	...	1	1	–	4	2
108	246	1	8	27	18	74	–	68	–	65	–	5.7	19500	2	9	–	4.7	86	–	4	4	6	6	1
109	38	–	–	21	11	14	–	12	–	10	–	5.5	15300	–	3	...	...	...	–	–	–	2	–	1
110	18	–	–	28	6	8	–	8	–	7	–	5.4	10900	–	–	–	–	–	–	–	–	1	–	–
111	23	–	–	17	22	8	2	8	–	4	...	...	...	–	4	...	...	...	–	1	1	2	–	–
112	42	–	–	12	29	16	2	16	–	11	1	4.7	8300	–	5	1	5.0	...	–	–	–	1	–	–
114	33	–	–	21	24	14	1	14	–	11	–	4.7	9800	–	2	...	...	...	–	–	–	3	1	–
115	82	–	–	20	15	35	2	30	–	26	1	5.3	12000	–	9	1	3.8	55	–	1	1	6	6	–
116	68	–	–	31	25	24	2	24	–	20	–	5.2	12800	–	4	...	...	...	–	1	1	4	3	–
117	32	–	–	34	3	10	–	10	–	10	–	5.6	18800	–	–	–	–	–	–	–	–	1	–	–
118	38	–	–	37	16	12	–	12	–	12	–	5.6	16900	–	–	–	–	–	–	–	–	2	2	–
119	313	10	–	36	10	99	5	87	–	73	4	5.5	16100	10	22	–	4.8	83	–	9	8	12	6	–
122	138	–	44	18	49	27	–	24	–	9	–	5.1	11400	–	18	–	4.6	89	–	1	1	6	1	–
123	85	–	–	25	24	32	2	32	–	25	1	5.5	10000	–	6	–	4.8	70	–	–	–	2	5	–
124	7	–	–	14	–	3	...	...	...	...	...	...	...	–	...	...	...	...	–	...	...	...	...	...
201	43	–	–	21	19	18	1	17	–	9	1	5.2	11800	–	8	–	4.4	81	–	–	–	2	1	–
202	28	–	–	36	18	10	1	10	–	8	1	5.9	15600	–	2	...	...	...	–	1	1	2	2	–
203#	187	–	–	29	10	60	3	58	–	50	2	5.5	13600	–	9	1	4.1	89	–	3	3	6	11	1
204	79	–	–	37	5	24	2	24	–	21	2	5.2	12700	–	1	...	...	...	–	–	–	1	2	–
205	49	–	–	25	20	16	1	15	–	14	1	5.4	13900	–	2	...	...	...	–	–	–	–	3	–
206	104	–	–	35	12	33	4	32	–	27	2	5.6	13100	–	5	1	4.2	65	–	1	1	1	3	–
210	33	–	–	42	–	8	–	8	–	8	–	6.4	18600	–	–	–	–	–	–	–	–	–	–	–
211	45	–	–	47	9	14	–	14	–	11	–	5.7	13300	–	3	...	...	...	–	1	1	5	–	–
212	500	–	–	37	5	152	2	143	–	128	1	5.6	18800	1	22	1	4.9	79	–	5	5	9	15	1
213	100	–	–	41	–	29	1	28	–	26	–	5.8	17000	–	1	...	...	...	–	3	3	–	1	–
214	37	–	–	30	–	13	–	12	–	10	–	5.0	14300	–	2	...	...	...	–	–	–	1	–	–
215	282	–	–	32	10	96	6	91	–	80	2	5.6	15700	–	10	1	4.6	85	–	1	1	5	4	3
217	70	–	–	41	1	19	–	19	–	18	–	6.0	20500	–	–	–	–	–	–	1	1	1	–	–
220	92	–	–	39	–	24	–	24	–	24	–	5.8	19600	–	–	–	–	–	–	1	1	1	1	–
221	69	–	–	32	12	20	2	20	–	18	–	5.4	14300	–	2	...	...	...	–	1	–	3	–	1
222	31	–	–	45	3	9	–	9	–	9	–	5.1	16700	–	–	–	–	–	–	1	1	2	1	–
901	150	–	–	31	9	49	3	47	–	42	1	5.9	16300	–	5	–	4.8	67	–	–	–	4	3	–
904	329	–	–	36	8	104	4	85	–	84	3	5.5	18600	–	15	–	4.3	73	–	4	4	7	7	1
905	26	–	–	46	–	7	–	7	–	6	–	4.7	24400	–	1	...	...	...	–	1	1	–	–	–
906	66	–	–	35	9	20	–	20	–	18	–	5.7	18300	–	2	...	...	...	–	1	1	–	–	–
907	37	–	–	30	14	14	–	11	–	8	–	6.0	21000	–	5	–	4.2	...	–	–	–	2	2	–
908	61	–	–	48	7	16	1	13	–	12	1	5.5	18400	–	4	...	...	...	–	1	1	2	1	–
909	4	...	...	...	...	1	...	...	...	...	...	...	...	...	...	...	...	...	...	...	...	...	...	...
910	38	–	–	21	5	14	1	14	–	8	1	5.4	13900	–	6	–	3.0	109	–	–	–	–	–	–
926	275	–	–	38	11	80	2	76	–	68	–	5.4	17800	–	10	1	5.1	76	–	6	5	4	3	–
930	99	–	–	36	6	34	1	21	–	26	–	5.2	17700	–	6	1	4.8	...	–	3	2	4	3	–
931	30	–	–	40	13	11	–	11	–	7	–	5.7	19200	–	2	...	...	...	–	–	–	2	–	–
933	352	–	–	36	7	107	3	103	–	100	2	5.5	19400	–	5	1	4.0	...	–	11	10	5	2	1
934	6	–	–	33	–	2	...	...	...	...	...	...	...	–	...	...	...	...	–	...	...	...	...	...
947	21	–	–	38	5	7	–	7	–	6	–	5.7	18800	–	–	–	–	–	–	–	–	–	1	–
33.02	728	–	–	39	3	220	6	169	–	177	2	5.2	16800	–	42	4	4.4	87	–	15	13	14	10	2
910	92	–	–	36	1	28	2	28	–	25	–	5.5	16300	–	3	...	...	...	–	1	1	–	–	–
911	4	...	...	...	...	2	...	...	...	...	...	...	...	...	...	...	...	...	...	...	...	...	...	...
912	17	–	–	47	–	4	...	...	...	...	...	...	...	–	...	...	...	...	–	...	...	...	...	...
913	25	–	–	44	–	7	–	7	–	6	–	5.0	14800	–	1	...	...	...	–	1	1	–	1	–
914	590	–	–	40	4	179	4	128	–	141	2	5.1	17300	–	37	2	4.2	90	–	13	11	14	8	2
34	4137	1	–	34	10	1368	45	1301	11	983	23	5.2	12700	–	340	13	4.4	72	2	90	84	152	105	15
101#	118	–	–	33	10	44	5	39	–	26	1	5.3	12500	–	12	1	4.3	75	–	3	3	4	1	–
102	46	–	–	30	4	16	–	13	–	10	–	4.5	8700	–	5	–	4.4	...	–	1	1	1	1	–
103	8	–	–	75	–	1	...	...	...	...	...	...	...	–	...	...	...	...	–	...	...	...	...	...
104	10	–	–	10	50	5	–	3	–	4	...	...	...	–	1	...	...	...	–	–	–	1	–	–
105	12	–	–	17	17	4	...	...	...	...	...	...	...	–	...	...	...	...	–	...	...	...	...	...
106	72	–	–	43	4	17	–	17	–	16	–	5.0	11700	–	1	...	...	...	–	2	2	–	2	–
107	63	–	–	32	14	24	–	23	–	16	–	4.7	10100	–	8	–	4.3	63	–	1	1	5	1	–
108	63	–	–	5	13	33	1	18	11	8	–	4.8	13700	–	25	1	3.2	99	–	–	–	12	–	1
109	55	–	–	29	9	20	1	20	–	13	–	4.8	10800	–	6	1	4.2	62	–	1	1	3	1	–
110	78	–	5	44	6	18	–	18	–	14	–	5.0	12700	–	4	...	...	...	–	2	2	1	–	–
111	8	–	–	38	–	3	...	...	...	...	...	...	...	–	...	...	...	...	–	...	...	...	...	...
112	145	–	–	37	8	44	3	43	–	37	2	5.6	18400	–	4	...	...	...	–	3	3	2	1	1
201	316	2	–	30	9	109	9	106	–	87	3	5.2	13700	1	17	4	4.6	67	–	8	5	8	8	1
202	32	–	–	31	–	11	1	11	–	9	–	4.2	10600	–	2	...	...	...	–	–	–	–	2	–
203	53	–	–	38	2	17	–	17	–	14	–	5.5	14200	–	3	...	...	...	–	1	1	2	1	–
204	1172	1	–	35	9	379	10	373	–	270	8	5.1	11200	–	97	2	4.5	71	3	31	29	37	40	3
205	82	–	–	37	7	25	1	25	–	18	1	4.7	9300	–	7	–	4.0	69	–	2	2	2	3	–
206	74	–	–	35	5	24	–	24	–	16	–	4.8	10100	–	8	–	4.0	73	–	1	1	3	1	–
207	64	–	–	27	8	22	–	22	–	21	–	5.1	12400	–	1	...	...	...	–	–	–	2	–	–
208	28	–	–	46	7	7	–	7	–	5	–	5.2	7800	–	2	...	...	...	–	1	1	–	–	–
209	138	–	–	30	17	48	–	47	–	36	–	5.0	11000	–	11	–	4.5	78	–	2	2	6	2	1
210	73	–	–	32	4	26	–	26	–	20	–	4.9	13100	–	6	–	4.2	67	–	–	–	4	1	–
212	34	–	–	41	–	9	–	9	–	8	–	5.5	14100	–	1	...	...	...	–	–	–	–	–	–
301	107	–	–	26	24	38	1	35	–	27	1	5.7	9800	–	11	–	4.6	59	–	1	1	8	3	4
302	53	–	–	23	25	25	1	24	–	14	–	5.0	8400	–	9	–	4.0	63	–	1	1	6	3	1
303	60	–	–	32	10	25	–	18	–	10	–	4.6	7900	–	13	–	3.8	65	–	3	3	5	5	–
304	51	–	–	31	4	18	–	18	–	12	–	5.0	9400	–	5	–	4.0	67	–	1	1	–	2	–
305	105	–	–	24	29	41	1	40	–	26	1	5.2	10600	–	15	–	4.7	56	–	3	3	9	10	–
306	56	29	–	41	7	16	–	16	–	8	–	5.1	13100	25	8	–	5.4	80	38	1	1	2	–	–
307	30	–	–	23	27	16	–	14	–	9	–	4.8	7700	–	6	–	4.2	67	–	1	1	5	2	–
308	57	–	–	30	14	19	1	19	–	8	1	4.8	9000	–	11	–	4.3	68	–	1	1	3	1	–
309	52	4	–	27	31	21	–	19	–	13	–	5.6	10800	–	6	–	4.5	68	17	1	1	5	–	1

Table 2. Characteristics of Housing Units and Population, by Blocks: 1970—Con.

[Data exclude vacant seasonal and vacant migratory housing units. For minimum base for derived figures (percent, average, etc.) and meaning of symbols, see text]

Blocks Within Census Tracts	Total population	Percent of total population: Negro	In group quarters	Under 18 years	62 years and over	Year-round housing units: Total	Lacking some or all plumbing facilities	Units in—: One-unit structures	Structures of 10 or more units	Occupied housing units: Owner: Total	Lacking some or all plumbing facilities	Average number of rooms	Average value (dollars)	Percent Negro	Renter: Total	Lacking some or all plumbing facilities	Average number of rooms	Average contract rent (dollars)	Percent Negro	1.01 or more persons per room: Total	With all plumbing facilities	One-person households	With female head of family	With roomers, boarders, or lodgers
310	93	–	–	23	18	34	–	31	–	25	–	5.9	13200	–	8	–	4.9	75	–	1	1	4	4	–
901	167	–	–	40	7	46	4	41	–	43	3	4.9	14300	–	3	...	...	...	–	5	4	–	3	–
902	18	–	–	44	–	5	–	5	–	4	...	...	...	–	1	...	...	...	–	–	–	–	–	–
903	50	–	–	24	18	19	–	19	–	14	–	6.4	18100	–	3	...	...	...	–	–	–	–	–	–
904	53	–	–	30	17	16	1	16	–	11	–	5.9	16900	–	4	...	...	...	–	3	3	1	1	–
905	98	–	–	39	9	28	1	28	–	25	1	5.6	16800	–	3	...	...	...	–	3	3	3	1	–
906	30	–	–	50	10	8	–	7	–	5	–	7.0	23500	–	2	...	...	...	–	–	–	1	–	1
907	47	–	–	26	11	18	2	15	–	12	1	5.7	21100	–	4	...	...	...	–	–	–	3	2	1
908	22	–	–	64	–	4	...	...	...	...	...	...	...	–	...	...	...	...	–	...	...	...	...	...
909	104	–	–	38	7	28	1	28	–	26	–	5.6	19200	–	1	...	...	...	–	2	2	–	–	–
914	18	–	–	39	11	4	...	...	...	...	...	...	...	–	...	...	...	...	–	...	...	...	...	...
915	7	–	–	14	–	3	...	...	...	...	...	...	...	–	...	...	...	...	–	...	...	...	...	...
916	25	–	–	56	–	6	–	6	–	6	–	5.5	19200	–	–	–	–	–	–	–	–	–	1	–
917	47	–	–	45	2	11	–	11	–	11	–	5.4	17200	–	–	–	–	–	–	1	1	–	–	–
918	15	–	–	47	7	4	...	...	...	...	...	...	...	–	...	...	...	...	–	...	...	...	...	...
919	11	–	–	36	–	3	...	...	...	...	...	...	...	–	...	...	...	...	–	...	...	...	...	...
921	6	–	–	17	17	3	...	...	...	...	...	...	...	–	...	...	...	...	–	...	...	...	...	...
923	11	–	–	46	–	3	...	...	...	...	...	...	...	–	...	...	...	...	–	...	...	...	...	...
35	3515	15	–	39	7	1077	26	1012	–	723	16	5.1	11900	11	312	6	4.6	76	15	122	121	101	96	14
101	163	48	–	42	6	43	–	43	–	31	–	5.0	11100	42	11	–	4.6	77	55	8	8	2	2	–
106	56	–	–	29	9	21	–	21	–	11	–	5.3	11800	–	9	–	4.7	64	–	1	1	1	1	2
107	50	4	–	38	10	15	–	15	–	12	–	5.0	9600	8	3	...	...	...	...	2	2	2	–	2
108	165	16	–	46	4	42	1	40	–	23	1	5.5	8200	9	17	–	4.6	72	18	6	6	2	4	2
109	140	11	–	51	3	34	–	34	–	19	–	5.5	8500	5	13	–	5.2	82	8	6	6	4	4	–
110	102	13	–	44	1	27	–	27	–	11	–	5.1	9400	–	14	–	5.4	70	14	1	1	1	6	1
111	102	13	–	41	3	32	2	31	–	17	1	5.6	9900	18	13	1	4.5	70	15	3	3	3	2	–
112#	55	38	–	53	2	17	–	17	–	5	–	5.4	9300	20	10	–	4.7	73	40	2	2	–	5	–
113	30	–	–	17	33	11	1	11	–	11	1	5.9	11400	–	–	–	–	–	–	–	–	2	2	–
201	546	13	–	40	6	163	2	157	–	109	1	5.1	10900	7	50	1	4.6	74	10	20	20	21	10	–
202	13	–	–	31	8	5	–	4	–	3	...	...	...	–	2	...	...	...	–	–	–	1	–	–
203	178	–	–	39	3	48	–	47	–	48	–	5.4	19300	–	–	–	–	–	–	5	5	2	3	–
206	10	–	–	30	–	3	...	...	...	...	...	...	...	–	...	...	...	...	–	...	...	...	...	...
207	63	–	–	30	11	21	1	20	–	19	–	5.6	17000	–	2	...	...	...	–	–	–	2	–	–
210	198	55	–	40	9	59	–	59	–	43	–	5.1	11900	56	15	–	4.3	85	40	13	13	8	6	1
211	21	100	–	33	14	6	–	6	–	5	–	5.2	10300	100	1	...	...	...	...	–	–	1	–	1
212	16	81	–	31	25	7	–	7	–	3	...	...	...	...	3	...	...	...	...	–	–	2	2	–
302	199	69	–	50	5	50	1	48	–	28	–	4.9	9100	50	22	1	4.4	68	64	14	14	7	6	–
304	20	–	–	15	25	9	–	9	–	5	–	4.6	10700	–	4	...	...	...	–	–	–	1	–	1
305	14	–	–	14	14	6	–	6	–	4	...	...	...	–	2	...	...	...	–	–	–	–	–	–
306	35	–	–	37	–	11	–	11	–	3	...	...	...	–	7	–	4.1	64	–	1	1	–	1	–
307	13	–	–	15	8	5	–	5	–	4	...	...	...	–	–	–	–	–	–	...	...	...	...	...
308	36	–	–	36	14	11	–	11	–	8	–	4.9	9300	–	3	...	...	...	–	–	–	1	–	–
309	39	15	–	44	3	13	–	13	–	5	–	4.8	10300	20	6	–	4.2	68	17	1	1	1	–	–
310	47	4	–	26	19	18	–	16	–	6	–	4.7	7700	17	12	–	4.2	68	–	–	–	2	4	–
311#	49	4	–	41	4	15	–	15	–	8	–	4.3	9100	13	7	–	4.4	72	–	2	2	3	1	1
312	52	–	–	37	14	16	1	14	–	9	1	4.9	6800	–	7	–	4.3	61	–	3	3	1	1	–
313	48	–	–	35	17	14	–	14	–	12	–	4.7	10000	–	2	...	...	...	–	2	2	1	–	–
314	23	–	–	39	13	8	–	8	–	5	–	4.6	10700	–	3	...	...	...	–	2	2	2	2	–
315	29	–	–	21	17	11	–	11	–	9	–	4.6	8500	–	2	...	...	...	–	–	–	2	1	1
316	36	–	–	42	11	9	–	9	–	6	–	4.8	9100	–	2	...	...	...	–	3	3	–	3	–
317	167	–	–	43	4	48	–	48	–	33	–	5.0	9000	–	15	–	4.6	71	–	6	6	5	7	1
318	34	–	–	38	3	11	–	11	–	10	–	4.9	9000	–	1	...	...	...	–	1	1	3	–	–
319	119	–	–	52	6	30	1	30	–	14	–	5.1	9300	–	14	1	4.7	73	–	6	6	1	3	–
320	21	–	–	29	14	8	1	7	–	5	1	5.0	...	–	1	...	...	...	–	–	–	–	1	–
321	36	–	–	39	6	14	1	14	–	7	1	4.4	7700	–	5	–	4.2	99	–	1	1	–	2	–
322	185	–	–	32	7	65	4	61	–	47	–	5.1	13500	–	11	1	4.5	64	–	8	7	6	1	1
901	93	–	–	32	9	31	1	28	–	28	1	6.0	20300	–	3	...	...	...	–	2	2	3	1	–
902	3	...	...	...	...	1	...	...	...	...	...	...	...	...	...	...	...	...	...	...	...	...	...	...
903	12	–	–	33	–	8	–	8	–	4	...	...	...	–	–	–	–	–	–	...	...	...	...	...
904	189	–	–	34	3	66	1	31	–	50	1	4.9	15800	–	15	–	4.1	124	–	2	2	2	11	–
905	42	–	–	29	14	15	3	14	–	11	3	5.3	11100	–	4	...	...	...	–	–	–	2	–	–
906	28	–	–	18	21	13	2	10	–	12	1	4.6	12400	–	–	–	–	–	–	–	–	1	1	–
907	38	–	–	16	42	17	3	17	–	16	3	5.6	17800	–	1	...	...	...	–	–	–	3	1	–
36	3577	–	–	34	7	1141	33	1009	–	929	21	5.4	16300	–	194	7	4.6	80	–	73	72	105	79	5
101	236	–	–	45	6	68	4	67	–	47	3	5.0	10300	–	18	–	5.0	76	–	6	6	6	4	–
104	9	–	–	67	–	2	...	...	...	...	...	...	...	–	...	...	...	...	–	...	...	...	...	...
105	149	–	–	31	14	53	2	51	–	33	1	5.6	13900	–	18	–	4.6	74	–	4	4	5	4	–
106	78	–	–	45	5	21	1	19	–	16	–	5.0	9500	–	4	...	...	...	–	5	5	1	3	–
107#	75	–	–	41	3	25	–	25	–	18	–	4.9	8600	–	5	–	4.6	65	–	3	3	4	2	–
108	90	–	–	57	1	25	–	25	–	15	–	4.6	9400	–	10	–	4.9	74	–	5	5	2	12	–
109#	139	–	–	35	8	43	–	43	–	26	–	4.9	9600	–	16	–	4.5	81	–	6	6	5	6	–
110	111	–	–	19	17	44	–	41	–	31	–	5.2	14100	–	13	–	4.6	81	–	–	–	6	1	–
111	333	–	–	29	11	109	5	108	–	92	3	5.2	12800	–	16	2	4.9	83	–	7	7	7	8	1
112	82	–	–	31	15	28	–	28	–	24	–	5.1	12700	–	4	...	...	...	–	2	2	4	–	1
113	32	–	–	22	16	12	1	8	–	6	1	6.0	13500	–	6	–	3.3	73	–	–	–	1	2	–
201	28	–	–	25	7	9	–	9	–	8	–	4.8	11300	–	1	...	...	...	–	–	–	–	1	–
202	47	–	–	26	6	16	–	16	–	13	–	5.2	10800	–	2	...	...	...	–	2	2	2	–	–
203	52	–	–	29	14	17	–	17	–	12	–	5.0	13100	–	5	–	4.0	...	–	1	1	1	2	–
204	37	–	–	32	11	13	1	13	–	10	1	4.4	9200	–	3	...	...	...	–	2	2	2	1	–
205	33	–	–	24	18	13	–	12	–	11	–	5.0	10700	–	2	...	...	...	–	1	1	3	1	–
206	33	–	–	36	3	10	1	10	–	8	1	5.0	10600	–	2	...	...	...	–	2	2	1	2	–
207	3	...	...	...	...	1	...	...	...	...	...	...	...	...	...	...	...	...	...	...	...	...	...	...
210	27	–	–	33	15	9	–	9	–	6	–	5.7	11700	–	3	...	...	...	–	1	1	1	1	–
211	16	–	–	25	13	4	...	...	...	...	...	...	...	–	...	...	...	...	–	...	...	...	...	...
212	219	1	–	37	4	71	5	67	–	52	2	5.4	16500	–	16	2	4.8	95	–	5	4	5	3	1
213	11	–	–	18	–	4	...	...	...	...	...	...	...	–	...	...	...	...	–	...	...	...	...	...
214	38	–	–	32	–	11	1	11	–	9	1	5.3	15800	–	2	...	...	...	–	–	–	–	–	–

[Data exclude vacant seasonal and vacant migratory housing units. For minimum base for derived figures (percent, average, etc.) and meaning of symbols, see text]

Blocks Within Census Tracts	Total population	Percent of total population: Negro	In group quarters	Under 18 years	62 years and over	Year-round housing units: Total	Lacking some or all plumbing facilities	Units in—: One-unit structures	Structures of 10 or more units	Occupied housing units: Owner: Total	Lacking some or all plumbing facilities	Average number of rooms	Average value (dollars)	Percent Negro	Renter: Total	Lacking some or all plumbing facilities	Average number of rooms	Average contract rent (dollars)	Percent Negro	1.01 or more persons per room: Total	With all plumbing facilities	One-person households	With female head of family	With roomers, boarders, or lodgers
215	29	–	–	28	3	10	1	10	–	8	1	4.6	12600	–	2	...	...	...	–	–	–	–	3	–
216	15	–	–	33	20	5	–	5	–	4	...	...	...	–	1	...	...	...	–	–	–	–	1	–
217#	58	–	–	26	9	23	–	4	–	18	–	3.7	...	–	5	–	4.2	104	–	3	3	6	3	1
218#	155	–	–	39	3	43	1	39	–	37	–	5.6	16000	–	5	–	4.4	67	–	5	5	3	5	1
222	16	–	–	38	–	4	...	...	...	...	...	...	...	–	...	...	...	...	–	...	...	...	...	...
223	7	–	–	43	29	2	...	...	...	...	...	...	...	–	...	...	...	...	–	...	...	...	...	...
224	11	–	–	9	–	4	...	...	...	...	...	...	...	–	...	...	...	...	–	...	...	...	...	...
225	13	–	–	8	15	6	–	6	–	5	–	6.0	26300	–	1	...	...	...	–	–	–	–	–	–
226	245	–	–	40	2	64	1	64	–	64	1	6.6	28200	–	–	–	–	–	–	1	1	–	–	–
227	59	2	–	41	3	15	–	15	–	15	–	6.4	26600	–	–	–	–	–	–	–	–	–	–	–
228	40	–	–	38	–	12	–	12	–	12	–	5.8	26300	–	–	–	–	–	–	–	–	1	–	–
229	30	–	–	47	–	8	1	8	–	8	1	5.9	24400	–	–	–	–	–	–	–	–	–	–	–
230	29	3	–	38	–	7	–	7	–	7	–	6.9	28900	–	–	–	–	–	–	–	–	–	–	–
901	108	–	–	43	2	29	1	29	–	28	1	7.1	30000	–	1	...	...	...	–	–	–	–	–	–
902	14	–	–	29	14	6	–	4	–	5	–	4.8	...	–	1	...	...	...	–	–	–	2	–	–
903	31	–	–	19	7	13	1	6	–	11	–	4.5	...	–	2	...	...	...	–	–	–	3	–	–
904	5	–	–	20	–	2	...	...	...	...	...	...	...	–	...	...	...	...	–	...	...	...	...	...
905	94	–	–	36	4	27	–	27	–	26	–	6.7	22700	–	1	...	...	...	–	1	1	2	1	–
906	19	–	–	5	–	10	1	3	–	6	1	4.3	...	–	4	...	...	...	–	–	–	2	–	–
908	8	–	–	25	–	3	...	...	...	...	...	...	...	–	...	...	...	...	–	...	...	...	...	...
912	92	–	–	40	4	24	–	23	–	23	–	5.6	16400	–	1	...	...	...	–	1	1	1	–	–
913	63	–	–	43	5	17	–	17	–	17	–	5.5	17400	–	–	–	–	–	–	3	3	1	1	–
914	79	–	–	29	14	24	–	24	–	23	–	5.6	18400	–	1	...	...	...	–	2	2	3	–	–
918	205	–	–	30	9	73	3	50	–	65	1	5.0	16500	–	6	1	4.7	100	–	2	2	9	4	–
919	15	–	–	20	20	6	2	6	–	6	2	5.8	...	–	–	–	–	–	–	–	–	2	–	–
920	2	...	...	...	...	1	...	...	...	...	...	...	...	...	...	...	...	...	...	...	...	...	...	...
921	9	–	–	22	–	2	...	...	...	...	...	...	...	–	...	...	...	...	–	...	...	...	...	...
922	174	–	–	30	4	68	–	18	–	57	–	4.2	7600	–	11	–	3.9	100	–	1	1	12	6	–
923	43	–	–	37	9	11	–	11	–	10	–	5.0	14800	–	1	...	...	...	–	1	1	–	–	–
924	19	–	–	16	11	8	–	8	–	5	–	5.8	16500	–	3	...	...	...	–	–	–	2	–	–
925	12	–	–	8	17	6	–	6	–	4	...	...	...	–	1	...	...	...	–	–	–	–	–	–
37	3423	–	–	34	8	1137	40	940	7	801	23	5.6	16600	–	298	11	4.3	109	–	50	47	119	73	10
101	9	–	–	33	–	3	...	...	...	...	...	...	...	–	...	...	...	...	–	...	...	...	...	...
102	6	–	–	–	33	3	...	...	...	...	...	...	...	–	...	...	...	...	–	...	...	...	...	...
103	18	–	–	28	–	6	–	6	–	4	...	...	...	–	2	...	...	...	–	–	–	–	–	–
104	54	–	–	30	22	23	2	23	–	11	–	5.5	8000	–	9	1	4.8	54	–	1	1	2	3	1
106	42	–	–	26	17	18	–	15	–	11	–	5.5	6800	–	7	–	3.6	97	–	–	–	5	1	–
107	7	–	–	–	29	5	2	5	–	3	...	...	...	–	1	...	...	...	–	...	...	...	...	...
108	8	–	–	25	–	3	...	...	...	...	...	...	...	–	...	...	...	...	–	...	...	...	...	...
109	150	2	–	21	3	79	–	11	2	1	...	...	...	...	71	–	3.6	128	1	–	–	21	4	1
110	201	–	–	31	4	74	1	15	1	8	–	5.8	15000	–	63	1	4.3	143	–	–	–	6	13	1
111	149	–	–	39	8	45	2	45	–	35	1	5.8	17400	–	9	1	5.1	81	–	5	4	5	2	–
112	21	–	–	10	33	12	4	12	–	8	3	5.3	10100	–	2	...	...	...	–	–	–	2	1	–
113	19	–	–	21	16	9	–	9	–	6	–	4.0	9200	–	3	...	...	...	–	–	–	4	1	–
114	–	–	–	–	–	1	...	...	...	...	...	...	...	–	...	...	...	...	–	...	...	...	...	...
115	2	...	...	...	...	1	...	...	...	...	...	...	...	...	...	...	...	...	...	...	...	...	...	...
116	198	–	–	41	12	61	3	61	–	45	3	5.2	11700	–	14	–	4.4	77	–	7	7	6	5	–
201	140	–	–	32	11	43	1	42	–	40	–	5.9	17200	–	3	...	...	...	–	4	4	4	3	–
202	34	–	–	27	3	11	–	11	–	11	–	5.5	17300	–	–	–	–	–	–	–	–	–	1	–
203	10	–	–	30	–	3	...	...	...	...	...	...	...	–	...	...	...	...	–	...	...	...	...	...
204	1	...	...	...	...	1	...	...	...	...	...	...	...	...	...	...	...	...	...	...	...	...	...	...
206#	226	–	–	42	6	65	4	64	–	55	2	6.1	19100	–	8	2	3.8	55	–	3	3	4	1	–
207	134	–	–	32	7	41	2	39	–	38	1	5.6	16500	–	3	...	...	...	–	1	–	2	3	2
301	199	–	–	42	2	55	2	54	–	51	–	5.7	19600	–	3	...	...	...	–	5	5	1	2	–
302	194	–	–	34	6	59	–	59	–	56	–	5.6	20800	–	1	...	...	...	–	–	–	2	–	–
303#	113	–	–	35	5	36	–	35	–	29	–	5.4	19200	–	6	–	5.2	96	–	1	1	5	–	–
304	39	–	–	39	3	11	–	11	–	9	–	5.8	20100	–	2	...	...	...	–	–	–	–	–	–
305	47	–	–	40	6	14	–	14	–	13	–	5.8	21900	–	1	...	...	...	–	–	–	1	1	–
307#	55	–	–	33	9	21	2	21	–	14	1	4.9	11200	–	5	–	4.6	63	–	–	–	1	1	–
308	46	–	–	24	15	18	1	16	–	15	1	5.3	16800	–	3	...	...	...	–	–	–	3	1	1
309	171	–	–	37	9	52	2	49	–	45	1	5.7	13900	–	6	–	5.3	81	–	3	2	6	2	1
901	167	–	2	32	17	57	1	46	–	54	1	5.0	16000	–	3	...	...	...	–	2	2	9	3	–
902	78	–	–	28	10	24	2	21	–	21	2	5.7	15700	–	2	...	...	...	–	1	1	–	2	–
903	138	–	–	33	12	43	1	40	–	37	1	5.7	16900	–	6	–	5.2	...	–	1	1	6	–	1
904	42	–	–	43	2	8	–	8	–	8	–	6.1	21900	–	–	–	–	–	–	1	1	–	–	–
907#	46	–	–	46	2	14	–	2	–	6	–	4.2	...	–	8	–	3.5	89	–	4	4	1	3	–
908	106	–	–	39	1	30	–	30	–	28	–	5.7	20400	–	1	...	...	...	–	3	3	–	2	–
909	12	–	–	33	8	4	...	...	...	...	...	...	...	–	...	...	...	...	–	...	...	...	...	...
912#	301	–	–	31	12	99	6	98	–	85	5	5.5	14900	–	11	1	5.1	81	–	5	5	10	6	–
913	240	–	–	30	9	85	2	60	4	45	–	6.0	16200	–	36	1	4.0	106	–	3	3	9	12	1
38.01	3000	1	3	39	6	878	20	814	1	748	12	6.4	24600	–	73	8	5.0	105	1	20	17	52	45	10
101	120	–	–	39	2	37	–	36	–	27	–	5.7	20500	–	9	–	5.1	123	–	–	–	2	4	1
102	17	–	–	18	–	8	–	8	–	7	–	5.9	...	–	1	...	...	...	–	–	–	2	1	–
103	34	–	–	38	3	10	–	10	–	10	–	5.4	20300	–	–	–	–	–	–	–	–	–	1	–
104	28	–	–	32	–	9	–	9	–	8	–	5.8	23900	–	1	...	...	...	–	–	–	–	–	–
105	63	–	–	48	–	17	–	17	–	14	–	5.7	22800	–	2	...	...	...	–	–	–	–	–	–
106	851	1	–	44	2	227	1	227	–	218	1	6.7	26600	–	6	–	5.7	134	17	–	–	3	9	4
107	62	–	–	34	2	19	–	19	–	18	–	6.2	22800	–	1	...	...	...	–	–	–	1	–	–
108	124	–	–	47	1	32	–	31	–	28	–	6.1	22300	–	4	...	...	...	–	–	–	2	1	–
109	45	–	–	51	–	11	–	11	–	11	–	7.5	30200	–	–	–	–	–	–	–	–	–	–	–
110	100	–	–	41	2	27	–	27	–	26	–	7.4	28400	–	–	–	–	–	–	–	–	1	1	–
111	498	–	–	43	3	143	1	143	–	124	1	7.1	28000	–	5	–	6.0	149	–	2	2	3	3	–
201	8	–	–	38	25	3	...	...	...	...	...	...	...	–	...	...	...	...	–	...	...	...	...	...
202	20	–	–	–	25	10	2	10	–	6	–	4.7	11200	–	2	...	...	...	–	–	–	–	3	–
203	19	–	–	47	21	5	1	5	–	5	1	5.4	11000	–	–	–	–	–	–	2	2	2	–	–
204	67	–	–	42	5	19	–	18	–	16	–	5.1	15600	–	2	...	...	...	–	2	2	–	2	–
205	7	–	–	–	29	3	...	...	...	...	...	...	...	–	...	...	...	...	–	...	...	...	...	...
206	6	–	–	33	–	2	...	...	...	...	...	...	...	–	...	...	...	...	–	...	...	...	...	...

[Data exclude vacant seasonal and vacant migratory housing units. For minimum base for derived figures (percent, average, etc.) and meaning of symbols, see text]

Blocks Within Census Tracts	Total population	Percent of total population: Negro	In group quarters	Under 18 years	62 years and over	Year-round housing units: Total	Lacking some or all plumbing facilities	Units in—: One-unit structures	Structures of 10 or more units	Occupied housing units: Owner: Total	Lacking some or all plumbing facilities	Average number of rooms	Average value (dollars)	Percent Negro	Renter: Total	Lacking some or all plumbing facilities	Average number of rooms	Average contract rent (dollars)	Percent Negro	1.01 or more persons per room: Total	With all plumbing facilities	One-person households	With female head of family	With roomers, boarders, or lodgers
208	17	–	–	35	6	6	2	5	–	2	...	...	...	–	4	...	...	...	–	1	1	2	–	–
901	116	–	–	35	7	38	5	34	–	29	4	5.3	16600	–	8	1	3.9	40	–	4	2	7	–	–
903	242	–	–	38	7	71	3	71	–	67	3	6.0	22000	–	3	...	...	...	–	3	3	2	6	–
905	3	...	...	...	...	1	...	...	...	...	...	...	...	...	...	...	...	...	...	...	...	...	...	...
906	76	–	–	34	5	24	–	17	–	15	–	5.1	19800	–	8	–	3.9	68	–	2	2	3	3	1
907	61	–	–	46	–	15	–	15	–	15	–	6.9	28500	–	–	–	–	–	–	1	1	1	–	–
908	130	–	–	42	7	35	–	35	–	34	–	7.1	28600	–	1	...	...	...	–	–	–	4	2	–
909	4	...	...	...	...	1	...	...	...	...	...	...	...	...	...	...	...	...	...	...	...	...	...	...
910	24	–	–	17	21	10	–	10	–	7	–	5.6	16300	–	3	...	...	...	–	–	–	–	1	–
911	258	5	36	17	33	95	2	46	1	55	1	5.6	19200	–	9	1	5.0	129	–	2	2	16	7	4
38.02	2844	–	–	35	5	936	5	778	100	673	2	5.9	20400	–	224	1	4.0	137	1	21	20	65	41	25
101	529	1	–	20	5	238	–	103	99	67	–	5.6	15900	–	151	–	3.7	161	1	5	5	37	11	19
102	86	–	–	34	7	29	–	27	–	23	–	5.4	15600	–	5	–	4.0	103	–	–	–	3	3	–
103	71	–	–	25	21	26	–	26	–	23	–	5.3	14500	–	2	...	...	...	–	–	–	–	2	–
105#	84	–	–	35	8	27	1	25	–	19	–	5.8	19100	–	6	–	4.8	65	–	–	–	1	2	–
106	43	–	–	37	9	15	–	10	–	11	–	6.0	31300	–	4	...	...	...	–	–	–	1	2	–
107	22	–	–	23	–	8	–	8	–	7	–	5.1	20200	–	1	...	...	...	–	–	–	–	–	–
108	29	–	–	24	10	11	–	10	–	11	–	5.1	17600	–	–	–	–	–	–	–	–	2	1	1
109	8	–	–	25	13	3	...	...	...	...	...	...	...	–	...	...	...	...	–	...	...	...	...	...
110	81	–	–	33	11	24	–	24	–	21	–	6.0	21100	–	3	...	...	...	–	–	–	–	2	–
111	50	–	–	38	12	14	–	14	–	13	–	6.8	24300	–	1	...	...	...	–	–	–	–	–	–
112	12	–	–	25	17	4	...	...	...	...	...	...	...	–	...	...	...	...	–	...	...	...	...	...
113	5	–	–	40	–	1	...	...	...	...	...	...	...	–	...	...	...	...	–	...	...	...	...	...
115	30	–	–	40	–	9	1	9	–	9	1	5.6	23800	–	–	–	–	–	–	–	–	–	1	1
116	16	–	–	31	6	5	–	5	–	5	–	5.8	20200	–	–	–	–	–	–	–	–	1	–	–
117	22	–	–	23	18	7	–	7	–	7	–	6.0	19800	–	–	–	–	–	–	–	–	–	–	–
118	32	–	–	44	–	9	–	9	–	8	–	6.1	23900	–	–	–	–	–	–	–	–	–	–	1
201	182	–	–	29	6	67	1	62	1	48	1	5.9	17000	–	18	–	4.1	54	–	2	2	12	1	1
202	19	–	–	21	11	8	–	7	–	7	–	4.9	9200	–	1	...	...	...	–	–	–	2	–	–
203	35	–	–	40	6	12	1	11	–	11	–	5.1	18100	–	–	–	–	–	–	–	–	1	1	–
204	27	–	–	37	–	8	–	8	–	8	–	5.6	21600	–	–	–	–	–	–	–	–	–	1	–
205	16	–	–	50	–	4	...	...	...	...	...	...	...	–	...	...	...	...	–	...	...	...	...	...
206	161	–	–	50	–	42	–	42	–	36	–	6.3	22700	–	4	...	...	...	–	4	4	–	–	1
207	50	–	–	46	–	13	–	13	–	13	–	7.0	24200	–	–	–	–	–	–	–	–	–	–	–
208	81	–	–	38	1	25	–	25	–	25	–	6.2	21700	–	–	–	–	–	–	–	–	–	1	–
209	106	–	–	45	–	31	–	30	–	28	–	5.7	21600	–	2	...	...	...	–	–	–	–	5	–
210	23	–	–	48	–	5	–	5	–	5	–	6.2	23300	–	–	–	–	–	–	–	–	–	–	–
211	266	–	–	43	1	74	–	72	–	71	–	6.0	20800	–	3	...	...	...	–	2	2	1	1	–
212	30	–	–	43	–	8	–	8	–	7	–	6.0	20700	–	1	...	...	...	–	–	–	–	–	–
213	408	–	–	42	2	115	–	115	–	104	–	6.1	22700	–	4	...	...	...	–	3	3	1	3	1
217	6	–	–	67	–	1	...	...	...	...	...	...	...	–	...	...	...	...	–	...	...	...	...	...
902	208	–	–	35	7	64	–	62	–	49	–	6.2	24500	–	13	–	4.6	82	–	1	1	1	4	–
903	106	–	–	36	10	29	1	28	–	24	–	5.5	20300	–	5	1	5.4	...	–	3	2	1	–	–
39.01	4415	–	1	34	6	1484	27	1009	265	877	15	5.8	20100	–	568	7	4.2	139	–	47	45	144	81	17
101	44	–	–	25	25	15	1	15	–	10	1	5.3	11000	–	5	–	5.4	95	–	–	–	4	1	–
102	76	–	–	43	3	22	–	21	1	17	–	5.9	20300	–	4	...	...	...	–	1	1	2	–	–
103	136	–	–	43	6	41	–	41	–	29	–	5.7	15300	–	7	–	5.7	119	–	1	1	2	1	–
104	75	–	–	49	3	19	–	19	–	15	–	6.1	21100	–	4	...	...	...	–	–	–	–	–	–
105	54	–	–	43	2	15	–	15	–	15	–	6.2	25300	–	–	–	–	–	–	–	–	–	–	–
106	215	1	–	37	7	66	–	65	–	52	–	6.0	18100	–	11	–	4.6	73	–	3	3	4	6	–
108	46	–	–	39	9	15	–	14	–	10	–	5.3	12100	–	5	–	4.0	87	–	–	–	2	1	–
109	317	–	–	22	6	138	1	20	96	11	–	5.4	14600	–	124	1	3.8	159	–	–	–	29	8	1
110	–	–	–	–	–	2	...	...	...	...	...	...	...	–	...	...	...	...	–	...	...	...	...	...
112	51	–	–	35	–	17	–	15	–	15	–	5.5	17200	–	2	...	...	...	–	–	–	2	1	–
113	78	–	–	36	5	23	1	23	–	21	1	5.6	15800	–	2	...	...	...	–	–	–	2	1	–
114	86	–	–	36	13	28	3	28	–	18	2	5.6	13200	–	9	1	4.3	76	–	2	2	4	1	–
115	339	–	–	34	9	107	2	106	–	88	–	5.5	16400	–	16	–	4.5	79	–	6	6	4	10	1
116	99	–	–	24	5	35	–	35	–	24	–	5.5	17000	–	11	–	5.0	89	–	–	–	3	1	–
117	22	–	–	36	–	7	–	6	–	2	...	...	...	–	5	–	3.8	89	–	1	1	1	1	–
118	32	–	–	31	9	10	–	10	–	9	–	5.0	13600	–	1	...	...	...	–	–	–	–	1	–
119	171	–	–	39	3	50	–	50	–	47	–	5.5	18900	–	2	...	...	...	–	2	2	3	3	1
120	214	–	–	18	3	100	1	10	25	4	...	...	...	–	95	1	3.8	130	–	1	1	25	3	2
201	780	–	–	29	2	296	2	75	143	69	1	5.9	21300	–	216	1	4.3	157	–	6	6	24	18	7
204	22	–	–	23	23	8	2	7	–	5	1	5.4	...	–	3	...	...	...	–	–	–	–	–	–
206	47	–	–	34	2	14	–	13	–	13	–	7.0	33300	–	1	...	...	...	–	–	–	–	–	–
207	35	–	–	40	–	10	–	9	–	10	–	6.8	34200	–	–	–	–	–	–	–	–	–	–	–
208	307	–	–	43	3	82	–	80	–	78	–	7.2	33200	–	2	...	...	...	–	2	2	2	3	1
209	91	–	–	37	6	30	1	10	–	20	–	4.6	13800	–	9	–	3.9	89	–	4	4	3	2	1
212	73	–	–	49	3	18	–	18	–	15	–	5.5	17600	–	3	...	...	...	–	2	2	–	1	1
213	79	–	–	43	5	22	–	21	–	19	–	5.2	17200	–	3	...	...	...	–	1	1	–	2	1
214	55	–	–	42	6	15	–	14	–	12	–	5.8	22900	–	3	...	...	...	–	2	2	1	1	–
216	63	–	–	38	5	19	–	19	–	19	–	5.6	19600	–	–	–	–	–	–	2	2	2	–	–
217	98	–	–	26	13	37	2	34	–	31	2	5.3	16000	–	5	–	5.0	...	–	1	–	3	1	1
218	134	–	–	43	5	37	2	37	–	36	2	5.9	23100	–	1	...	...	...	–	4	4	2	–	–
220	67	8	49	64	6	9	–	9	–	8	–	5.9	25200	–	1	...	...	...	...	–	–	–	1	–
221	69	–	–	29	17	24	1	23	–	23	1	5.3	18400	–	1	...	...	...	–	1	1	4	2	–
315	3	...	...	...	...	1	...	...	...	...	...	...	...	...	...	...	...	...	...	...	...	...	...	...
901	209	–	–	36	15	70	5	65	–	59	3	5.3	17500	–	9	1	4.7	81	–	4	3	10	6	–
902	21	–	–	29	5	7	–	7	–	7	–	5.7	23000	–	–	–	–	–	–	–	–	–	1	–
903	26	–	–	23	12	8	–	7	–	6	–	5.8	20500	–	2	...	...	...	–	–	–	–	1	–
904	22	–	–	32	9	7	–	7	–	7	–	5.6	22700	–	–	–	–	–	–	–	–	–	–	–
906	48	–	–	38	2	17	1	17	–	15	–	5.9	28300	–	1	...	...	...	–	1	1	2	1	–
908	31	–	–	29	10	12	1	12	–	11	1	5.4	21100	–	1	...	...	...	–	–	–	2	–	–
909	80	–	–	25	16	31	1	29	–	26	–	5.5	16300	–	4	...	...	...	–	–	–	2	2	–

[Data exclude vacant seasonal and vacant migratory housing units. For minimum base for derived figures (percent, average, etc.) and meaning of symbols, see text]

Blocks Within Census Tracts	Total population	Percent of total population: Negro	In group quarters	Under 18 years	62 years and over	Year-round housing units: Total	Lacking some or all plumbing facilities	Units in—: One-unit structures	Structures of 10 or more units	Occupied housing units: Owner: Total	Lacking some or all plumbing facilities	Average number of rooms	Average value (dollars)	Percent Negro	Renter: Total	Lacking some or all plumbing facilities	Average number of rooms	Average contract rent (dollars)	Percent Negro	1.01 or more persons per room: Total	With all plumbing facilities	One-person households	With female head of family	With roomers, boarders, or lodgers
39.02	7385	–	–	40	4	2195	18	1956	141	1793	13	7.0	32000	–	350	2	4.2	148	2	25	24	153	73	5
101	61	–	–	33	8	18	1	18	–	17	1	7.6	30900	–	1	...	...	...	–	–	–	–	1	–
103	79	–	–	47	11	24	–	22	–	16	–	7.2	32000	–	5	–	5.8	...	–	–	–	1	–	–
104	250	–	–	42	6	70	–	68	–	66	–	7.5	33900	–	3	...	...	...	–	1	1	1	2	–
105	9	–	–	11	22	5	–	5	–	4	...	...	...	–	–	–	–	–	–	...	...	...	...	...
106	103	–	–	43	5	30	2	30	–	26	2	5.6	17900	–	3	...	...	...	–	2	1	1	3	–
107	252	–	–	32	8	88	3	85	–	74	3	5.4	18400	–	11	–	5.7	108	–	3	3	11	4	–
109	31	3	–	42	10	9	–	9	–	8	–	5.1	12500	13	1	...	...	...	...	1	1	1	–	–
110	37	3	–	35	14	10	1	10	–	9	1	5.9	20400	–	1	...	...	...	...	–	–	–	1	–
111	4	...	...	...	...	2	...	...	...	...	...	...	...	...	...	...	...	...	...	...	...	...	...	...
112	14	7	–	36	21	4	...	...	...	...	...	...	...	...	...	...	...	...	...	...	...	...	...	...
113	40	–	–	53	–	10	–	10	–	9	–	8.4	44400	–	1	...	...	...	–	–	–	–	1	–
114	33	–	–	33	–	10	–	10	–	10	–	8.1	41300	–	–	–	–	–	–	–	–	–	–	–
115	22	18	–	23	9	7	1	7	–	7	1	5.9	29100	14	–	–	–	–	–	–	–	1	–	–
116	103	–	–	52	2	25	1	25	–	23	1	8.0	43000	–	2	...	...	...	–	–	–	2	1	–
117	375	–	–	48	1	91	–	91	–	88	–	8.4	44700	–	2	...	...	...	–	–	–	2	1	–
118	29	–	–	62	–	6	–	6	–	6	–	7.5	45400	–	–	–	–	–	–	–	–	1	–	–
119	66	–	–	29	6	20	–	20	–	19	–	6.2	23200	–	1	...	...	...	–	–	–	–	–	–
120	30	–	–	40	3	9	–	9	–	8	–	6.5	22700	–	1	...	...	...	–	–	–	–	–	–
121	75	–	–	40	9	22	–	22	–	20	–	6.5	26500	–	1	...	...	...	–	–	–	–	2	–
122	75	–	–	33	3	23	–	23	–	23	–	6.8	29300	–	–	–	–	–	–	–	–	–	–	–
123	80	–	–	36	9	25	1	25	–	23	1	6.3	28200	–	1	...	...	...	–	–	–	–	1	–
124	63	–	–	49	3	15	–	15	–	14	–	8.4	42100	–	–	–	–	–	–	–	–	–	–	–
201	61	–	–	46	3	16	–	16	–	14	–	8.3	42500	–	1	...	...	...	–	–	–	–	1	–
202	49	–	–	61	–	10	–	10	–	10	–	8.4	47800	–	–	–	–	–	–	–	–	–	1	–
204	72	–	–	42	3	20	–	20	–	20	–	7.2	37000	–	–	–	–	–	–	–	–	1	–	–
205	41	–	–	37	7	12	–	12	–	12	–	7.3	39100	–	–	–	–	–	–	–	–	–	–	–
206	217	–	–	50	1	50	–	50	–	50	–	8.9	52900	–	–	–	–	–	–	–	–	–	–	–
207	78	–	–	42	8	23	–	23	–	21	–	8.4	48200	–	–	–	–	–	–	–	–	1	–	–
208	54	–	–	41	6	15	–	15	–	15	–	7.5	38200	–	–	–	–	–	–	–	–	1	–	–
209	141	–	–	42	6	40	–	40	–	40	–	7.0	34200	–	–	–	–	–	–	1	1	1	3	–
210	53	–	–	40	6	15	–	15	–	14	–	7.1	30600	–	–	–	–	–	–	–	–	1	1	–
211	49	–	–	41	–	16	–	15	–	14	–	7.9	36600	–	1	...	...	...	–	–	–	2	–	–
212	54	–	–	59	–	12	–	11	–	11	–	8.8	39100	–	–	–	–	–	–	–	–	–	–	–
213	81	–	–	49	1	20	–	19	–	18	–	8.6	39700	–	1	...	...	...	–	–	–	–	1	–
214	138	–	–	41	1	37	–	36	–	35	–	8.6	44000	–	1	...	...	...	–	–	–	–	–	–
215	54	–	–	46	–	14	–	13	–	13	–	7.7	35800	–	–	–	–	–	–	–	–	–	–	–
216	138	–	–	54	–	33	–	33	–	33	–	8.6	47900	–	–	–	–	–	–	–	–	2	2	–
217	88	–	–	41	2	26	–	25	–	24	–	7.7	42200	–	1	...	...	...	–	–	–	1	1	–
218	243	–	–	35	5	76	1	74	–	62	–	6.7	29100	–	11	–	4.9	85	–	–	–	9	2	–
219	51	–	–	47	–	14	–	14	–	13	–	6.5	28800	–	1	...	...	...	–	–	–	1	–	–
301	121	–	–	41	5	37	–	37	–	33	–	7.0	30900	–	1	...	...	...	–	–	–	1	–	1
302	54	–	–	37	6	17	–	17	–	17	–	6.3	27300	–	–	–	–	–	–	–	–	–	–	–
303	63	–	–	43	6	17	–	17	–	15	–	6.7	28500	–	2	...	...	...	–	1	1	–	–	–
304	114	–	–	49	2	28	–	28	–	27	–	6.4	27600	–	1	...	...	...	–	2	2	–	1	–
305	59	–	–	34	7	17	–	17	–	17	–	7.0	32700	–	–	–	–	–	–	–	–	1	–	–
306#	45	–	–	27	11	18	–	10	–	8	–	7.5	49000	–	8	–	4.4	114	–	–	–	2	–	–
307	27	–	–	37	11	9	–	9	–	7	–	5.9	17000	–	1	...	...	...	–	–	–	–	1	–
308	128	–	–	34	8	44	–	44	–	40	–	5.9	21500	–	4	...	...	...	–	–	–	7	3	–
309	143	–	–	39	6	40	–	40	–	38	–	5.4	19500	–	2	...	...	...	–	2	2	2	2	–
310	25	–	–	44	–	7	–	7	–	6	–	5.3	17700	–	1	...	...	...	–	–	–	–	–	–
311	183	–	–	34	9	57	–	56	–	49	–	5.8	20300	–	8	–	4.3	98	–	2	2	4	6	–
312	583	–	–	45	1	155	–	155	–	152	–	7.6	36900	–	–	–	–	–	–	1	1	3	2	1
313	45	–	–	31	13	14	–	14	–	13	–	5.8	17900	–	1	...	...	...	–	–	–	1	1	–
314	185	–	–	38	5	54	–	54	–	49	–	6.6	26700	–	5	–	3.6	...	–	1	1	5	1	1
315	335	–	–	42	4	94	1	94	–	89	–	6.3	24700	–	3	...	...	...	–	4	4	3	2	–
316	486	–	–	38	7	149	3	145	–	131	1	6.3	25700	–	11	1	5.3	115	–	2	2	8	6	1
317	279	–	–	43	3	77	–	77	–	73	–	7.4	34500	–	2	...	...	...	–	1	1	3	–	–
318	302	–	–	42	1	88	–	61	27	55	–	7.3	31900	–	32	–	4.1	139	–	–	–	3	5	–
319	23	–	–	44	–	7	–	7	–	7	–	8.4	37100	–	–	–	–	–	–	–	–	1	–	–
320	63	–	–	43	5	15	–	15	–	15	–	6.9	30700	–	–	–	–	–	–	–	–	–	–	–
321	237	2	–	27	3	98	1	36	41	24	1	7.3	29000	–	72	–	3.8	158	3	–	–	22	4	–
322	293	6	–	16	4	148	1	27	73	3	...	...	...	...	142	1	3.8	161	4	–	–	41	7	1
323	2	...	...	...	...	1	...	...	...	...	...	...	...	...	...	...	...	...	...	...	...	...	...	...
902	21	–	–	33	14	7	–	6	–	6	–	5.2	...	–	1	...	...	...	–	–	–	–	–	–
904	76	–	–	29	15	25	–	25	–	23	–	6.6	21300	–	2	...	...	...	–	1	1	4	3	–
40.03	633	–	–	37	7	200	10	164	–	172	8	5.4	18400	–	22	1	4.8	89	–	14	11	23	7	2
901	139	–	–	41	15	41	3	41	–	37	2	6.4	22000	–	2	...	...	...	–	2	1	3	2	–
930	92	–	–	37	3	26	2	26	–	22	1	5.9	16900	–	3	...	...	...	–	2	1	1	3	–
931	34	–	–	35	3	10	1	9	–	7	1	5.4	13500	–	3	...	...	...	–	2	1	2	–	–
933	2	...	...	...	...	1	...	...	...	...	...	...	...	...	...	...	...	...	...	...	...	...	...	...
934	76	–	–	37	5	27	1	27	–	23	1	5.6	21300	–	2	...	...	...	–	1	1	3	1	1
940	64	–	–	36	5	20	1	20	–	18	1	5.2	15900	–	1	...	...	...	–	–	–	1	–	–
941	226	–	–	36	5	75	2	40	–	64	2	4.8	16100	–	11	–	4.7	121	–	7	7	13	1	1
41	891	–	–	38	6	268	3	231	–	230	1	6.5	32100	–	28	2	4.8	76	–	8	8	14	9	–
901	8	–	–	13	–	3	...	...	...	...	...	...	...	–	...	...	...	...	–	...	...	...	...	...
902	75	–	–	44	3	20	–	20	–	20	–	8.2	46000	–	–	–	–	–	–	–	–	2	–	–
904	436	–	–	41	3	131	–	105	–	113	–	6.3	31300	–	11	–	4.5	84	–	4	4	4	5	–
926	50	–	–	26	26	19	–	18	–	12	–	6.8	20500	–	5	–	4.8	...	–	1	1	2	3	–
927	90	–	–	33	12	28	1	20	–	23	–	5.2	20500	–	5	1	3.6	...	–	2	2	3	1	–
928	23	–	–	35	–	6	–	6	–	6	–	7.2	39200	–	–	–	–	–	–	–	–	–	–	–
929	21	–	–	48	10	5	–	5	–	3	...	...	...	–	2	...	...	...	–	1	1	–	–	–
933	113	–	–	34	9	32	–	32	–	31	–	7.8	42700	–	1	...	...	...	–	–	–	–	–	–
934	38	–	–	37	11	12	–	12	–	10	–	5.8	29000	–	1	...	...	...	–	–	–	–	–	–
935	37	–	–	30	8	12	1	10	–	9	–	5.4	13700	–	3	...	...	...	–	–	–	3	–	–

☆ U.S. GOVERNMENT PRINTING OFFICE : 1971 481-739/1212

U.S. DEPARTMENT OF COMMERCE
Bureau of the Census
Washington, D.C. 20233

OFFICIAL BUSINESS

POSTAGE AND FEES PAID
U.S. DEPARTMENT OF COMMERCE

U.S.MAIL

PUBLICATION AND SUMMARY COMPUTER TAPE PROGRAM

More detailed descriptions of this program appear in other final reports of the 1970 census, and in a statement which can be obtained free of charge from the Bureau of the Census or any U.S. Department of Commerce Field Office. Series marked with an asterisk (*) consist of separate reports for each State, the District of Columbia, and (generally) Puerto Rico and other outlying areas, as well as a national summary report. The HC(1)-A and B reports will also be issued in a set of clothbound State books each containing the two reports for the particular State, and designated as Housing Volume I; similarly, the PC(1)-A, B, C, and D reports will also be issued in a set of clothbound State books designated as Population Volume I. Series marked with a dagger (†) are based on sample surveys conducted separately from and after the main data-collection process.

Housing Census Reports

Series HC(1)-A*
GENERAL HOUSING CHARACTERISTICS

Data on the housing subjects collected on a 100-percent basis are presented for States (by urban and rural residence), standard metropolitan statistical areas (SMSA's), urbanized areas, places of 1,000 inhabitants or more, and counties.

Series HC(1)-B*
DETAILED HOUSING CHARACTERISTICS

Statistics will be presented on a more detailed basis for the subjects included in the series HC(1)-A reports as well as subjects collected on a sample basis. Data will be presented for States (by urban, rural-nonfarm, and rural farm residence), SMSA's, urbanized areas, places of 2,500 inhabitants or more, and counties.

Series HC(2)
METROPOLITAN HOUSING CHARACTERISTICS

These reports cover most of the 1970 housing subjects in considerable detail and cross-classification. There will be one report for each SMSA, presenting data for the SMSA, its central cities, and places of 50,000 inhabitants or more, as well as a national summary report.

Series HC(3)
BLOCK STATISTICS

One report is being issued for each urbanized area showing data for individual blocks on selected housing and population subjects. The series also includes reports for the communities outside urbanized areas which have contracted with the Census Bureau to provide block statistics from the 1970 census.

Series HC(4)†
COMPONENTS OF INVENTORY CHANGE

Each report will contain data on 1960 to 1970 changes in the housing inventory as well as 1960 and 1970 characteristics for units that have not changed. Statistics will be shown for 15 selected SMSA's and for the United States and regions.

Series HC(5)†
RESIDENTIAL FINANCE

Data on financing and characteristics of homeowner properties and rental and vacant properties will be shown for the United States and regions.

Series HC(6)
ESTIMATES OF SUBSTANDARD HOUSING

This series will consist of a single report presenting counts of "substandard" housing units for counties and cities, based on the number of units lacking plumbing facilities combined with estimates of units with all plumbing facilities but in "dilapidated" condition.

Series HC(7)
SUBJECT REPORTS

Each report in this series will concentrate on a particular subject such as housing characteristics by household composition, housing of minority groups and senior citizens, etc. Data will generally be provided on a national level; in some reports, data for States or SMSA's may also be shown.

Population Census Reports

Series PC(1)-A*
NUMBER OF INHABITANTS

Final official population counts are presented for States, counties by urban and rural residence, SMSA's, urbanized areas, county subdivisions, all incorporated places and unincorporated places of 1,000 inhabitants or more.

Series PC(1)-B*
GENERAL POPULATION CHARACTERISTICS

Data on the population subjects collected on a 100-percent basis are presented for States, counties by urban and rural residence, SMSA's, urbanized areas, county subdivisions, and places of 1,000 inhabitants or more.

Series PC(1)-C*
GENERAL SOCIAL AND ECONOMIC CHARACTERISTICS

Data on the population subjects collected on a sample basis will be shown for States (by urban, rural nonfarm, and rural-farm residence), counties, SMSA's, urbanized areas, and places of 2,500 inhabitants or more.

Series PC(1)-D*
DETAILED CHARACTERISTICS

These reports cover most of the subjects in Series PC(1)-C, presented in detail and cross-classified by age, race, and other characteristics. Data are shown for States (by urban, rural-nonfarm, and rural farm residence), SMSA's, and large cities.

Series PC(2)
SUBJECT REPORTS

Each report will concentrate on a particular subject, such as national origin and race, fertility, families, etc. Data will generally be provided on a national and regional level; in some reports, data for States or SMSA's will also be shown.

Joint Population – Housing Reports

Series PHC(1)
CENSUS TRACTS

This series will contain one report for each SMSA, showing data by census tracts for most of the population and housing subjects included in the census.

Series PHC(2)*
GENERAL DEMOGRAPHIC TRENDS FOR METROPOLITAN AREAS

This series presents comparative 1960 and 1970 statistics for population counts and selected 100-percent population and housing subjects for SMSA's and their central cities and constituent counties.

Series PHC(3)†
EMPLOYMENT PROFILES OF SELECTED LOW-INCOME AREAS

Each report will contain data on selected social and economic characteristics of the residents of particular low-income areas in 54 cities and seven rural poverty areas.

Computer Summary Tapes

Six tabulation counts are being made available which provide much greater population and housing subject and geographic detail than in the printed reports. These data will generally be available on magnetic computer tape, printouts, and microfilm at the cost of preparing the copy.

First Count—Approximately 400 cells of data on the subjects collected on a 100-percent basis for each of about 250,000 enumeration districts.

Second Count—Approximately 3,500 cells of 100-percent data for about 35,000 census tracts and 35,000 county subdivisions.

Third Count—Approximately 250 cells of 100-percent data for about 1,500,000 blocks.

Fourth Count—Approximately 13,000 cells of data on the subjects collected on a sample basis for each tract and county subdivision; also about 30,000 cells of data for each county.

Fifth Count—Contains about 800 cells of data for 5-digit ZIP code areas in SMSA's and 3-digit ZIP code areas outside SMSA's.

Sixth Count—Approximately 260,000 cells of data containing detailed tabulations and cross-classifications for States, SMSA's, and large cities.

NITED STATES
ARTMENT OF
MMERCE
BLICATION

Block Statistics

SELECTED AREAS IN NORTH CAROLINA

HC(3)-173



S. DEPARTMENT
OF COMMERCE
BUREAU OF
THE CENSUS

U.S. DEPARTMENT OF COMMERCE

Maurice H. Stans, Secretary
James T. Lynn, Under Secretary
Harold C. Passer, Assistant Secretary for Economic Affairs

BUREAU OF THE CENSUS

George Hay Brown, Director
Conrad Taeuber, Associate Director
David L. Kaplan, 1970 Census Coordinator

HOUSING DIVISION

Arthur F. Young, Chief

ACKNOWLEDGMENTS — Many persons participated in the various activities of the 1970 census. Primary direction of the program was performed by **Conrad Taeuber**, Associate Director for Demographic Fields, assisted by **David L. Kaplan**, 1970 Census Coordinator, and in conjunction with **Joseph F. Daly**, Associate Director for Research and Development, **William I. Merkin**, Associate Director for Administration, **John W. H. Spencer**, Associate Director for Data Systems, and **Edwin D. Goldfield**, Assistant Director for Program Development.

This report was planned and written in the Housing Division under the supervision of **Arthur F. Young**, Chief, by **Aaron Josowitz**, Assistant Chief, **Nathan Krevor**, Chief, Coordination and Research Branch, and **Paul F. Coe**.

The Statistical Methods Division was largely responsible for developing new procedures to obtain a more accurate count of housing units. This work was supervised by **Joseph Waksberg**, Division Chief, **Morton Boisen** and **Walter M. Perkins**, Assistant Division Chiefs, and **Barnett Denton** and **Charles D. Jones**.

Geographic plans and procedures were developed in the Geography Division under the supervision of **William T. Fay**, Chief, and **Robert C. Klove** and **Gerald J. Post**, Assistant Division Chiefs, with the assistance of **Robert E. Durland**, **Margery H. Eliot**, and **Jacob Silver**.

Data collection activities were administered by the Field Division, **Paul R. Squires**, Chief, and **Richard C. Burt** and **Dean H. Weber**, Assistant Division Chiefs, with the assistance of **John Kuntz** and **Stanley Matchett**, as well as the directors of the Bureau's regional offices.

Systems and processing procedures were developed in the Systems Division, **Sol Dolleck**, Chief, under the direction of **Morris Gorinson**, Assistant Division Chief. **Florence Wright** assisted by **Orville M. Slye**, was responsible for the clerical procedures and **Roger O. Lepage**, assisted by **John Murphy, Jr.**, **C. Eden Moody**, and **Judith E. Jones**, was responsible for the computer programing.

The manual processing and microfilming of the questionnaires were performed in the Jeffersonville Census Operations Division, under the supervision of **Joseph F. Arbena**, Chief, and **Robert L. Hagan**, Population and Housing Census Operations Manager, assisted by **Charles L. Adams** and **John C. Campbell**. **William L. Pangburn** supervised the microfilming operation.

FOSDIC and computer processing were performed in the Processing Division under the supervision of **M. Douglas Fahey**, Chief, and **E. Richard Bourdon** and **James W. Shores**, Assistant Division Chiefs. Development of the automatic microfilming equipment was directed by **Anthony A. Berlinsky**.

Publications planning, editing, and printing were performed in the Administrative and Publications Services Division, **Cecil B. Matthews**, Chief, under the direction of **Raymond J. Koski**, **John F. Lanham, Jr.**, and **Gerald A. Mann**.

Robert B. Voight, Special Assistant in the Office of the Director, and **Sherry L. Courtland** made many important contributions to the planning and coordination of the 1970 census program.

SUGGESTED CITATION

U.S. Bureau of the Census
Census of Housing: 1970
BLOCK STATISTICS
Final Report HC(3)-173 Selected Areas in North Carolina

U.S. Government Printing Office
Washington, D.C., 1971

For sale by the
Superintendent of Documents
U.S. Government Printing Office
Washington, D.C. 20402, or any
Department of Commerce Field Office.

Price $1.25

HC(3)-173

1970 CENSUS OF HOUSING

Block Statistics

SELECTED AREAS IN NORTH CAROLINA

Issued September 1971

CONTENTS

	Page
List of HC(3) Block Statistics Reports	II
Introduction	IV
Facsimiles of Questionnaire Page and Respondent Instructions	X

TABLE

Characteristics of Housing Units and Population, by Blocks: 1970

AREAS

Rocky Mount	1
Statesville	10
Wilson	15

Maps identifying the blocks covered herein are included in or accompany this report.

LIST OF HC (3) BLOCK STATISTICS REPORTS

The specific names listed below each State refer to urbanized areas; "Selected Areas" refer to other areas of the State which have contracted with the Census Bureau to provide block statistics.

Report number	Area
	ALABAMA
1	Birmingham
2	Gadsden
3	Huntsville
4	Mobile
5	Montgomery
6	Tuscaloosa
7	Selected Areas
	ALASKA
8	Selected Areas
	ARIZONA
9	Phoenix
10	Tucson
11	Selected Areas
	ARKANSAS
12	Fort Smith
13	Little Rock-North Little Rock
14	Pine Bluff
15	Selected Areas
	CALIFORNIA
16	Bakersfield
17	Fresno
18	Los Angeles-Long Beach
19	Oxnard-Ventura-Thousand Oaks
20	Sacramento
21	Salinas
22	San Bernardino-Riverside
23	San Diego
24	San Francisco-Oakland
25	San Jose
26	Santa Barbara
27	Simi Valley
28	Stockton
29	Selected Areas
	COLORADO
30	Colorado Springs
31	Denver
32	Pueblo
33	Selected Areas
	CONNECTICUT
34	Bridgeport
35	Bristol
36	Hartford
37	Meriden
38	New Britain
39	New Haven
40	Norwalk
41	Stamford
42	Waterbury
	DELAWARE
43	Wilmington
	DISTRICT OF COLUMBIA
44	Washington
	FLORIDA
45	Fort Lauderdale-Hollywood
46	Jacksonville
47	Miami
48	Orlando
49	Pensacola
50	St. Petersburg
51	Tallahassee
52	Tampa
53	West Palm Beach
54	Selected Areas
	GEORGIA
55	Albany
56	Atlanta
57	Augusta
58	Columbus
59	Macon
60	Savannah
61	Selected Areas
	HAWAII
62	Honolulu
63	Selected Areas
	IDAHO
64	Boise City
	ILLINOIS
65	Aurora-Elgin
66	Bloomington-Normal
67	Champaign-Urbana
68	Chicago-Northwestern Indiana
69	Decatur
70	Joliet
71	Peoria
72	Rockford
73	Springfield
74	Selected Areas
	INDIANA
75	Anderson
76	Evansville
77	Fort Wayne
78	Indianapolis
79	Lafayette-West Lafayette
80	Muncie
81	South Bend
82	Terre Haute
83	Selected Areas
	IOWA
84	Cedar Rapids
85	Davenport-Rock Island-Moline
86	Des Moines
87	Dubuque
88	Sioux City
89	Waterloo
90	Selected Areas
	KANSAS
91	Topeka
92	Wichita
93	Selected Areas
	KENTUCKY
94	Lexington
95	Louisville
96	Selected Areas
	LOUISIANA
97	Baton Rouge
98	Lafayette
99	Lake Charles
100	Monroe
101	New Orleans
102	Shreveport
	MAINE
103	Lewiston-Auburn
104	Portland
105	Selected Areas
	MARYLAND
106	Baltimore
107	Selected Areas
	MASSACHUSETTS
108	Boston
109	Brockton
110	Fall River
111	Fitchburg-Leominster
112	Lawrence-Haverhill
113	Lowell
114	New Bedford
115	Pittsfield
116	Springfield-Chicopee-Holyoke
117	Worcester
	MICHIGAN
118	Ann Arbor
119	Bay City
120	Detroit
121	Flint
122	Grand Rapids
123	Jackson
124	Kalamazoo
125	Lansing
126	Muskegon-Muskegon Heights
127	Saginaw
128	Selected Areas
	MINNESOTA
129	Duluth-Superior
130	Minneapolis-St. Paul
131	Selected Areas
	MISSISSIPPI
132	Biloxi-Gulfport
133	Jackson
134	Selected Areas
	MISSOURI
135	Kansas City
136	St. Joseph
137	St. Louis
138	Springfield
139	Selected Areas

Report number	Area
	MONTANA
140	Billings
141	Great Falls
142	Selected Areas
	NEBRASKA
143	Lincoln
144	Omaha
145	Selected Areas
	NEVADA
146	Las Vegas
147	Reno
	NEW HAMPSHIRE
148	Manchester
149	Selected Areas
	NEW JERSEY
150	Atlantic City
151	Trenton
152	Vineland-Millville
153	Selected Areas
	NEW MEXICO
154	Albuquerque
155	Selected Areas
	NEW YORK
156	Albany-Schenectady-Troy
157	Binghamton
158	Buffalo
159	New York-Northeastern New Jersey
	Part 1 – New York City
	Part 2 – New York Portion Outside New York City
	Part 3 – Northeastern New Jersey
160	Rochester
161	Syracuse
162	Utica-Rome
163	Selected Areas
	NORTH CAROLINA
164	Asheville
165	Charlotte
166	Durham
167	Fayetteville
168	Greensboro
169	High Point
170	Raleigh
171	Wilmington
172	Winston-Salem
173	Selected Areas
	NORTH DAKOTA
174	Fargo-Moorhead
	OHIO
175	Akron
176	Canton
177	Cincinnati
178	Cleveland
179	Columbus
180	Dayton
181	Hamilton
182	Lima
183	Lorain-Elyria
184	Mansfield
185	Springfield
186	Steubenville-Weirton
187	Toledo
188	Youngstown-Warren
189	Selected Areas
	OKLAHOMA
190	Lawton
191	Oklahoma City
192	Tulsa
193	Selected Areas
	OREGON
194	Eugene
195	Portland
196	Salem
197	Selected Areas
	PENNSYLVANIA
198	Allentown-Bethlehem-Easton
199	Altoona
200	Erie
201	Harrisburg
202	Johnstown
203	Lancaster
204	Philadelphia
205	Pittsburgh
206	Reading
207	Scranton
208	Wilkes-Barre
209	York
210	Selected Areas
	RHODE ISLAND
211	Providence-Pawtucket-Warwick
	SOUTH CAROLINA
212	Charleston
213	Columbia
214	Greenville
215	Selected Areas
	SOUTH DAKOTA
216	Sioux Falls
217	Selected Areas
	TENNESSEE
218	Chattanooga
219	Knoxville
220	Memphis
221	Nashville-Davidson
222	Selected Areas
	TEXAS
223	Abilene
224	Amarillo
225	Austin
226	Beaumont
227	Brownsville
228	Corpus Christi
229	Dallas
230	El Paso
231	Fort Worth
232	Galveston
233	Harlingen-San Benito
234	Houston
235	Laredo
236	Lubbock
237	McAllen-Pharr-Edinburg
238	Midland
239	Odessa
240	Port Arthur
241	San Angelo
242	San Antonio
243	Sherman-Denison
244	Texarkana
245	Texas City-La Marque
246	Tyler
247	Waco
248	Wichita Falls
249	Selected Areas
	UTAH
250	Ogden
251	Provo-Orem
252	Salt Lake City
	VERMONT
253	Selected Areas
	VIRGINIA
254	Lynchburg
255	Newport News-Hampton
256	Norfolk-Portsmouth
257	Richmond
258	Roanoke
259	Selected Areas
	WASHINGTON
260	Seattle-Everett
261	Spokane
262	Tacoma
263	Selected Areas
	WEST VIRGINIA
264	Charleston
265	Huntington-Ashland
266	Wheeling
267	Selected Areas
	WISCONSIN
268	Green Bay
269	Kenosha
270	Madison
271	Milwaukee
272	Racine
273	Selected Areas
	WYOMING
274	Selected Areas
	PUERTO RICO
275	Mayagüez
276	Ponce
277	San Juan
278	Selected Areas

INTRODUCTION

GENERAL IV
Urbanized areas IV
Maps and block identification IV
Content of the tables V
Symbols V
Data collection procedures V
Processing procedures VI
DEFINITIONS AND EXPLANATIONS OF SUBJECT CHARACTERISTICS VI
Self-enumeration and census questionnaire VI
Comparability with 1960 data VI
Total population VII
Housing units and group quarters VII
Year-round housing units VII
Occupied housing units VII
Race VII
Tenure VIII
Plumbing facilities VIII
Units in structure VIII
Persons per room VIII
Average number of rooms VIII
Average value VIII
Average contract rent VIII
One-person households VIII
With female head of family VIII
With roomers, boarders, or lodgers IX
ACCURACY OF THE DATA IX
Editing IX
Block number check IX
FACSIMILES X
Questionnaire page showing 100-percent housing questions X
Respondent instructions for the 100-percent housing questions XI

GENERAL

This report presents statistics from the 1970 census, by blocks, on general characteristics of housing units and population. Legal provision for this census, conducted as of April 1, 1970, was made in the Act of Congress of August 31, 1954 (amended August 1957), which codified Title 13, United States Code.

This report series contains 278 reports (as listed on page II). Most of the reports (236) relate to a specific urbanized area, as well as to some nearby contiguous territory included for reasons explained below in the section on "Urbanized areas." The remaining reports (42) relate to other types of areas (e.g., smaller cities, counties, etc.) where local authorities contracted with the Census Bureau to collect, process, and publish the data on a block basis. In 1960, a similar contractual technique was utilized but the basic block statistics program was limited generally to cities of 50,000 inhabitants or more (i.e., the built-up fringes around the cities were not covered).

A major portion of the information compiled from the 1970 Census of Housing will appear in Volume I, **Housing Characteristics for States, Cities, and Counties.** For a description of Volume I, as well as other elements of the data dissemination program of the 1970 Population and Housing Census, see the "Publication and Computer Summary Tape Program" statement at the end of this report.

Urbanized areas.—An urbanized area consists of a central city, or cities, and surrounding closely settled territory. The central city must have reported a population of 50,000 or more in 1960, in a special census conducted by the Census Bureau since 1960, or in the 1970 census. Under certain circumstances, "twin cities" with a combined population of 50,000 or more form the basis of an urbanized area. More detailed information on the criteria used to designate urbanized areas and determine their boundaries appears in the 1970 Census of Housing HC(1)-A reports and the 1970 Census of Population PC(1)-A reports.

As suggested by the rules above, the urbanized areas ultimately used in the tabulations of the 1970 census could not be completely recognized or defined until the final population counts were available. Since the precise delineation and numbering of blocks is quite costly and is therefore done only for areas where block statistics will be prepared, a preliminary determination of each urbanized area was made prior to the actual enumeration. The preliminary boundaries were purposely drawn somewhat beyond the anticipated final boundaries because the information on density of settlement was not yet available. Thus, for virtually all urbanized areas, there is some immediately adjacent territory for which the information was collected on a block basis. Because the extra cost of tabulating and publishing the block data for this type of territory is comparatively minor, data for blocks outside urbanized areas appear in the reports for those areas. On the other hand, block data are generally not provided for urbanized areas which are recognized for the first time in 1970.

Maps and block identification.—The maps included with these reports identify the location and number of each block and the boundary and number of each census tract or block numbering area.

A block is usually a well-defined rectangular piece of land bounded by streets or roads. However, it may be irregular in shape or bounded by railroad tracks, streams, or other features. The block is the specific numbered area as shown on the map.

Census tracts are small areas into which large cities and metropolitan areas are divided for statistical purposes. Tract boundaries are established cooperatively by a local committee and the Bureau of the Census and are generally designed to achieve

some uniformity of population characteristics, economic status, and living conditions. Initially, the average tract had about 4,000 residents. Tract boundaries are established with the intention of being maintained over a long time so that comparisons may be made from census to census.

In untracted places, block numbering areas are used. They are established by arbitrarily dividing the city along major streets, railroads, or other physical boundaries to facilitate numbering the blocks in groups of fewer than 1,000. The boundaries of block numbering areas have no statistical significance but are merely for convenience in mapping and tabulating.

In numbering the blocks, a separate series is used for each census tract or block numbering area. Thus, the location of each block for which data are presented is determined by referring both to the block number and the census tract or block numbering area. In some cases, a city or other political boundary divides a block. The data shown are for the block represented by the land area as bounded and numbered on the block map.

The block number was assigned to each block on a map suitable for block numbering, prior to the enumeration. In some instances, the map was several years old and did not recognize construction of new streets or disappearance of others. Insofar as possible, the map was corrected for changes that were discovered prior to enumeration. In other cases, it was not feasible to make corrections. Hence the map does not always reflect the blocks as they existed on the ground at the time of the enumeration. For example, a block as shown on the map may have been divided into two blocks. The housing units in the newly subdivided blocks would be assigned the one block number shown on the map even though two blocks existed at the time of enumeration. On the other hand, two blocks as shown on the map may have been merged into one. In the enumeration, the intent was to identify which housing units were physically located in each of the two former blocks and assign the respective block number to each portion, even though only one block existed at the time of enumeration.

Content of the tables.—In the urbanized area block publication program, table 1 summarizes the statistics for each place of 2,500 inhabitants or more and table 2 contains the statistics for the individual blocks summarized to the tract or block numbering area. In the contract block program, one table provides statistics for individual blocks as well as summaries for each tract or block numbering area and each place or area.

In some instances, the blocked area excludes a part of a tract or excludes the rural portion of an extended city (a city having one or more large portions, usually at the boundary of the city, with relatively low population density). Therefore, the tract and place totals cover only the blocks included in this report.

Block identification, total population, and total year-round housing units are shown for every block containing living quarters. For some blocks, the table shows total population but no housing units because all the people live in group quarters. For other blocks, the table shows housing units but no population because all the units are vacant. Blocks (or tracts) with no year-round housing units and no population are shown on the map but do not appear in the tables.

Symbols.—Percents which round to less than 0.1 are not shown but indicated as zero. A dash "–" represents zero. Three dots " . . . " indicate that the data are being withheld to avoid disclosure of information for individual housing units, or that the base for an average, percentage, or ratio is too small for it to be shown. The symbol "#" next to a block number indicates that contract rent was allocated for 20 percent or more of the renter-occupied units. The dagger symbol (†) identifies blocks for which tabulations are not available because of processing errors. If there are any such blocks in the area covered by this report, population and housing unit counts for these blocks are presented on page XII; the summary figures for places and tracts (or block numbering areas) include data for these blocks; i.e., the totals contain the above-mentioned counts as well as imputed data for the various characteristics.

Data collection procedures. — The 1970 census was conducted primarily through self-enumeration. In 1960, self-enumeration was first introduced on a nationwide scale as a substitute for the traditional census direct interview.

A census questionnaire was delivered by postal carriers to every household several days before Census Day, April 1, 1970. This questionnaire contained certain explanatory information and was accompanied by an instruction sheet; in certain areas with comparatively large proportions of Spanish-speaking persons, a Spanish version of the instruction sheet was also enclosed.

In the larger metropolitan areas and some adjacent counties, altogether containing about three-fifths of the population of the United States, the household was requested to fill out and mail back the form on Census Day. Approximately 87 percent of the households did so. The mailed-back forms were reviewed by the census enumerator (or, in some lo-

calities, a census clerk) and if the form was determined to be incomplete or inconsistent, a followup was made. The bulk of these followups were made by telephone, the rest by personal visit. For the households which did not mail back their forms, a followup was also made, in almost all cases by personal visit and in the remainder by telephone. Vacant units were enumerated by personal visit.

For the remaining two-fifths of the population, the household was requested to fill out the form and give it to the enumerator when he called; approximately 80 percent did so. Incomplete and unfilled forms were completed by interview during the enumerator's visit.

Three types of questionnaires were used throughout the country: 80 percent of the households answered a form containing a limited number of population and housing questions, and the remainder, split into 15-percent and 5-percent samples, answered forms which contained these questions as well as a number of additional questions.

The subjects covered in this report are those which were collected on a 100-percent basis. That is, the questions for these subjects appeared on all three questionnaires, the 80-percent, 15-percent, and 5-percent forms.

Processing procedures.—The 1970 census questionnaires were specially designed to be processed by FOSDIC (Film Optical Sensing Device for Input to Computers). Respondents and enumerators (and for some few items, census clerks) marked the answers in predesignated positions which could be "read" by FOSDIC, from a microfilm copy of the questionnaire, onto computer magnetic tape.

The tape containing the information from the questionnaires was processed on the Census Bureau's computers through a number of editing and tabulation steps. One of the end results of this operation was a computer tape from which the tables in this report were prepared on a cathode-ray-tube phototypesetting machine at the Government Printing Office. Another end result was the summary tape which is available for purchase, as described in the "Publication and Computer Summary Tape Program" statement at the end of this report.

DEFINITIONS AND EXPLANATIONS OF SUBJECT CHARACTERISTICS

Self-enumeration and census questionnaire.—As stated in the introductory text of this report, the 1970 census was conducted primarily through self-enumeration. The response, therefore, was based principally on the questionnaire and its accompanying instruction sheet. Furthermore, census takers were instructed to read the questions directly from the questionnaire in their telephone and personal visit interviews. The questionnaire page containing the housing questions asked on a 100-percent basis and the page of the respondent instruction sheet which relates to these questions are reproduced on pages X and XI, respectively. The definitions and explanations given below for each subject are, to a considerable extent, drawn from various technical and procedural materials used in the collection of the data. This material helped the enumerative personnel to understand more fully the intent of each question and thus to resolve problems or unusual cases. Also included is certain explanatory information to assist the user in the proper utilization of the statistics.

Comparability with 1960 data.—Although the 1970 data are generally comparable with the data collected in 1960, certain changes have been introduced. The 1960 inquiry regarding owner occupancy has been subdivided to show a separate category for cooperatives and condominiums in 1970. The 1960 question on cooking equipment was broadened to cover "complete kitchen facilities" in 1970; i.e., an installed sink with piped water, a range or cookstove, and a mechanical refrigerator. On the other hand, the 1960 question on "condition of housing unit" (i.e., sound, deteriorating, or dilapidated) was eliminated because of serious problems with response reliability.

There have also been changes in the scope of some of the tabulations. Data on characteristics of housing units are limited in 1970 to year-round units because of the difficulty of obtaining reliable information for vacant units held for migratory labor or for seasonal occupancy. Moreover, the total counts of housing units given in this report for each block, tract or block numbering area, and place or area are limited to year-round housing units. (Counts of the total housing inventory, including vacant units held for migratory labor and seasonal occupancy, are given for census tracts in series PHC(1), and for States, cities, and counties in series HC(1)-A and HC(1)-B.)

The tabulations on value and contract rent refer to slightly different sets of housing units in 1970 than in 1960. Summarized generally, the difference is that the 1970 data exclude units on places of 10 acres or more whereas the 1960 data exclude units on farms; more specific information can be obtained by comparing the rent and value definitions in the present report with those in 1960 Census of Housing Volume I. Separate figures are shown in this report for occupied units with Negro head of household. In 1960, this type of tabulation related to the total of all

household heads other than white; Negro household heads constituted 95 percent of this total in 1960 for the Nation as a whole, but this proportion varied widely among areas.

Total population.—The total population is the count of all persons living in the block including those in group quarters. The population for each block is subdivided into the following groups expressed as percent of the total population: Negro, in group quarters, under 18 years, and 62 years and over.

In accordance with census practice dating back to 1790, each person enumerated in the 1970 census was counted as an inhabitant of his usual place of residence, which is generally construed to mean the place where he lives and sleeps most of the time. This place is not necessarily the same as his legal residence, voting residence, or domicile. In the vast majority of cases, however, the use of these different bases of classification would produce substantially the same statistics, although there may be appreciable differences for a few areas.

Implementation of this practice has resulted in the establishing of residence rules for certain categories of persons whose usual place of residence is not immediately clear. Furthermore, this practice means that persons were not always counted as residents of the place where they happened to be found by the census enumerators. Persons without a usual place of residence were, however, counted where they were enumerated. Detailed information on residence rules is given in the 1970 Census of Population PC(1)-A reports.

Housing units and group quarters.—All living quarters are classified in the census as either housing units or group quarters. Usually, living quarters are in structures intended for residential use (e.g., a one-family home, apartment house, hotel or motel, boarding house, mobile home or trailer, etc.). Living quarters may also be in structures intended for nonresidential use (e.g., the rooms in a warehouse where a watchman lives), as well as in tents, caves, old railroad cars, etc.

A housing unit is a house, an apartment, a group of rooms, or a single room occupied or intended for occupancy as separate living quarters. Separate living quarters are those in which the occupants do not live and eat with any other persons in the structure and which have either (1) direct access from the outside of the building or through a common hall or (2) complete kitchen facilities for the exclusive use of the occupants. The occupants may be a single family, one person living alone, two or more families living together, or any other group of related or nonrelated persons who share living arrangements (except as described in the next paragraph on group quarters). Both occupied and vacant housing units are included in the housing inventory, except that mobile homes, trailers, tents, etc. are included only if they are occupied.

Group quarters are living arrangements for institutional inmates or for other groups containing five or more persons not related to the person in charge. Group quarters are located most frequently in institutions, boarding houses, military barracks, college dormitories, fraternity and sorority houses, hospitals, monasteries, convents, and ships. A house or apartment is considered group quarters if it is shared by the person in charge and five or more persons unrelated to him, or if there is no person in charge, by six or more unrelated persons. Information on the housing characteristics of group quarters is not collected in the census.

Year-round housing units.—Data on housing characteristics in the 1970 census reports are limited to year-round housing units; i.e., all occupied units plus vacant units intended for year-round use. Vacant units intended for seasonal occupancy and vacant units held for migratory labor are excluded because it is difficult to obtain reliable information for them. In this report, the housing unit counts are also limited to year-round units. Counts of the total housing inventory, however, are given for census tracts in series PHC(1), and for States, cities, and counties in series HC(1)-A and HC(1)-B.

Occupied housing units.—A housing unit is classified as occupied if a person or group of persons is living in it at the time of enumeration or if the occupants are only temporarily absent, for example, on vacation. However, if the persons staying in the unit have their usual place of residence elsewhere, the unit is classified as vacant.

A count of vacant year-round units may be derived by subtracting the sum of owner- and renter-occupied from the total number of year-round units. The count of vacant year-round units thus obtained includes units for sale or rent, units sold or rented but not yet occupied by the new owner or renter, units held for the occasional use of the owner, and units held off the market for other reasons.

Race.—The classification by race shown for occupied housing units refers to the race of the head of the household occupying the unit. Units with Negro heads of household are shown separately as percentages of owner- and renter-occupied housing units. The concept of race as used by the Census Bureau does not denote clear-cut scientific definition of biological stock. Rather, the data repre-

sent essentially self-classification by people according to the race with which they identify themselves.

Tenure.—A housing unit is "owner occupied" if the owner or co-owner lives in the unit, even if it is mortgaged or not fully paid for. A cooperative or condominium unit is "owner occupied" only if the owner or co-owner lives in it. All other occupied units are classified as "renter occupied" including units rented for cash rent and those occupied without payment of cash rent.

Plumbing facilities. — The category "with all plumbing facilities" consists of units which have hot and cold piped water inside the structure as well as a flush toilet and a bathtub or shower inside the structure for exclusive use of the occupants of the unit. "Lacking some or all plumbing facilities" means that the unit does not have all three specified plumbing facilities (hot and cold piped water, as well as flush toilet and bathtub or shower inside the structure), or that the toilet or bathing facilities are also for the use of the occupants of other housing units.

Units in structure.—Statistics on the number of housing units in a structure are presented in terms of the number of units in one-unit structures and in structures of 10 or more units. The data on units in 10-or-more-unit structures, however, are based on responses to the inquiry on number of units at the building address (item A on facsimile of questionnaire), and therefore, may be understated in blocks containing structures with two or more addresses.

Persons per room.—"Persons per room" is computed by dividing the number of persons in the unit by the number of rooms in the unit. The category "1.01 or more persons per room" indicates an average of more than one person to a room. The figures are shown separately for all occupied units and for occupied units with all plumbing facilities.

Average number of rooms.—Rooms to be counted include whole rooms used for living purposes, such as living rooms, dining rooms, kitchens, bedrooms, finished recreation rooms, family rooms, etc. Not counted as rooms are bathrooms, porches, balconies, foyers, halls, half-rooms, kitchenettes, strip or pullman kitchens, utility rooms, unfinished attics, basements, or other space used for storage.

The average number of rooms (arithmetic mean) was computed by dividing the sum of the rooms for each tenure group by the number of owner- or renter-occupied units, respectively. The questionnaire contained a terminal category of "9 rooms or more." For purposes of the computation, the terminal category was given a mean value of 10. As a result, 10 rooms is the arbitrary maximum average which could be obtained for any block.

Average value.—Value is the respondent's estimate of how much the property (house and lot) would sell for if it were for sale. Value data are limited to owner occupied one-family houses on less than 10 acres, without a commercial establishment or medical office on the property. Cooperatives, condominiums, mobile homes, and trailers are excluded from the value tabulations.

The average value (arithmetic mean) was computed by dividing the sum of the values by the number of owner-occupied units for which value is shown. Value was reported in class intervals, the lowest and highest intervals being "Less than $5,000" and "$50,000 or more," respectively. For purposes of the computation, the midpoints of the intervals were used except that a mean of $3,500 was assigned for values less than $5,000 and a mean of $60,000 was assigned for values of $50,000 or more. As a result, $3,500 is the arbitrary minimum and $60,000 is the arbitrary maximum average which could be obtained for any block. Average value is rounded to the nearest hundred dollars.

Average contract rent.—Contract rent is the monthly rent agreed to, or contracted for, regardless of any furnishings, utilities, or services that may be included. Contract rent data exclude one-family homes on a place of ten acres or more. The average contract rent (arithmetic mean) was computed by dividing the sum of the rental amounts by the number of renter-occupied units for which cash rent was paid; units for which no cash rent was paid were excluded from the computation. Contract rent was reported in class intervals, the lowest and highest intervals being "less than $30" and "$300 or more," respectively. For purposes of the computation, the midpoints of the intervals were used except that a mean of $25 was assigned for rents less than $30 and a mean of $350 was assigned for rents of $300 or more. As a result, $25 is the arbitrary minimum and $350 the arbitrary maximum average which could be obtained for any block. Average contract rent is rounded to the nearest dollar.

One-person households.—The data in this column refer to the number of housing units occupied by only one person.

With female head of family.—Housing units are occupied by either "families" or "primary individuals." The term "family" refers to the head of

the household and all (one or more) other persons in the household related to the head by blood, marriage, or adoption. If nobody in the household is related to the head, then the unit is not occupied by a family but by a "primary individual."

A housing unit occupied by a "family" may or may not contain persons unrelated to the head of the family, such as roomers, boarders, servants, etc.

The category "female head of family" comprises all housing units occupied by families with female heads regardless of their marital status. Included are female heads of families with no spouse and female heads of families whose husbands are living away from their families, as for example, husbands in the Armed Forces living on military reservations.

With roomers, boarders, or lodgers.—This column refers to the number of housing units containing one or more roomers, boarders, or lodgers. Not included as "roomers, boarders, or lodgers" are foster children or wards, servants who live in, companions, and partners.

ACCURACY OF THE DATA

Editing.—Human and mechanical errors occur in any mass statistical operation such as a decennial census. Errors during the data collection phase can include failure to obtain required information from respondents, obtaining incorrect or inconsistent information, and recording information in the wrong place or incorrectly. Errors can also occur during the field review of the enumerator's work, the clerical handling of the questionnaires, and the various stages of the electronic processing of the material. Careful efforts are made in every census to keep the errors in each step at an acceptably low lovel. Quality control and check measures are utilized throughout the census operation. As was done for the 1950 and 1960 censuses, evaluative material on many aspects of the 1970 census will be published as soon as the appropriate data are accumulated and analyzed. A major concern in the evaluation work is to ascertain, insofar as possible, the degree of completeness of the count of both population and housing units.

The objective of the processing operation is to produce a set of statistics that describes the Nation's housing as accurately and clearly as possible. To meet this objective, certain unacceptable entries were edited.

Whenever information was missing, an allocation procedure was used to assign an entry, thereby eliminating the need for a "not reported" category in the tabulations. The assignment was based on related information reported for the housing unit or on information reported for a similar unit in the immediate neighborhood. For example, if tenure for an occupied unit was omitted but a rental amount was reported, the computer automatically edited tenure to "rented for cash rent." On the other hand, if the unit was reported as rented but the amount of rent was missing, the computer automatically assigned the rent that was reported for the preceding renter-occupied unit.

A similar procedure was used when the information reported for an item was inconsistent with other information reported for the unit. For example, if a housing unit was enumerated as having no piped water but having both a bathtub (or shower) and flush toilet for the exclusive use of the occupants of the unit, the computer edited water supply to "hot and cold water," a category considered to be consistent with the reported bathing and toilet facilities.

Specific tolerances were established for the number of computer allocations that would be permitted. If the number of corrections was beyond tolerance, the questionnaires in which the errors occurred were clerically reviewed. If it was found that the errors resulted from damaged questionnaires, improper microfilming, faulty reading by FOSDIC of undamaged questionnaires, or other types of machine failure, the questionnaires were reprocessed.

Block number check.—Through a detailed edit accomplished largely on the electronic computer, most of the errors in reporting block numbers were corrected. A control tape was created, listing the block numbers shown on the map for each enumeration district and each census tract. In certain large metropolitan areas, the control tape also contained the serial numbers assigned to each housing unit in the block. For each questionnaire, the computer compared the serial number and/or the block number, the enumeration district, and the census tract to the control tape. When an inconsistency was detected or when the block number on the questionnaire was blank, the computer changed the block number or assigned a number that was consistent with the control tape.

Specific tolerances were established for the number of block number changes and reassignments that would be permitted for each enumeration district. If the number was beyond tolerance, a clerical review was performed. In the clerical review, the enumerator's records were examined for comments and explanations, the addresses of the housing units involved were checked with the map, and block numbers were assigned as appropriate. Clerical review was required also when the control tape contained block numbers which were not reported by the enumerator.

FACSIMILE OF QUESTIONNAIRE PAGE SHOWING 100-PERCENT HOUSING QUESTIONS

A. How many living quarters, occupied and vacant, are at this address?

- ○ One
- ○ 2 apartments or living quarters
- ○ 3 apartments or living quarters
- ○ 4 apartments or living quarters
- ○ 5 apartments or living quarters
- ○ 6 apartments or living quarters
- ○ 7 apartments or living quarters
- ○ 8 apartments or living quarters
- ○ 9 apartments or living quarters
- ○ 10 or more apartments or living quarters
- ○ This is a mobile home or trailer

Answer these questions for your living quarters

H1. Is there a telephone on which people in your living quarters can be called?

- ○ Yes → **What is the number?** _____ *Phone number*
- ○ No

H2. Do you enter your living quarters—

- ○ Directly from the outside or through a common or public hall?
- ○ Through someone else's living quarters?

H3. Do you have complete kitchen facilities?
Complete kitchen facilities are a sink with piped water, a range or cook stove, and a refrigerator.

- ○ Yes, for this household only
- ○ Yes, but also used by another household
- ○ No complete kitchen facilities for this household

H4. How many rooms do you have in your living quarters?
Do not count bathrooms, porches, balconies, foyers, halls, or half-rooms.

- ○ 1 room
- ○ 2 rooms
- ○ 3 rooms
- ○ 4 rooms
- ○ 5 rooms
- ○ 6 rooms
- ○ 7 rooms
- ○ 8 rooms
- ○ 9 rooms or more

H5. Is there hot and cold piped water in this building?

- ○ Yes, hot and cold piped water in this building
- ○ No, only cold piped water in this building
- ○ No piped water in this building

H6. Do you have a flush toilet?

- ○ Yes, for this household only
- ○ Yes, but also used by another household
- ○ No flush toilet

H7. Do you have a bathtub or shower?

- ○ Yes, for this household only
- ○ Yes, but also used by another household
- ○ No bathtub or shower

H8. Is there a basement in this building?

- ○ Yes
- ○ No, built on a concrete slab
- ○ No, built in another way *(include mobile homes and trailers)*

H9. Are your living quarters—

- ○ Owned or being bought by you or by someone else in this household? *Do not include cooperatives and condominiums here.*
- ○ A cooperative or condominium which is owned or being bought by you or by someone else in this household?
- ○ Rented for cash rent?
- ○ Occupied without payment of cash rent?

H10a. Is this building a one-family house?

- ○ Yes, a one-family house
- ○ No, a building for 2 or more families or a mobile home or trailer

b. *If "Yes"—* **Is this house on a place of 10 acres or more, or is any part of this property used as a commercial establishment or medical office?**

- ○ Yes, 10 acres or more
- ○ Yes, commercial establishment or medical office
- ○ No, none of the above

H11. *If you live in a one-family house which you own or are buying—*
What is the value of this property; that is, how much do you think this property (house and lot) would sell for if it were for sale?

- ○ Less than $5,000
- ○ $5,000 to $7,499
- ○ $7,500 to $9,999
- ○ $10,000 to $12,499
- ○ $12,500 to $14,999
- ○ $15,000 to $17,499
- ○ $17,500 to $19,999
- ○ $20,000 to $24,999
- ○ $25,000 to $34,999
- ○ $35,000 to $49,999
- ○ $50,000 or more

If this house is on a place of 10 acres or more, or if any part of this property is used as a commercial establishment or medical office, do not answer this question.

H12. *Answer this question if you pay rent for your living quarters.*

a. *If rent is paid by the month—*
What is the monthly rent?

Write amount here → $ _____.00 *(Nearest dollar)*

and

Fill one circle

- ○ Less than $30
- ○ $30 to $39
- ○ $40 to $49
- ○ $50 to $59
- ○ $60 to $69
- ○ $70 to $79
- ○ $80 to $89
- ○ $90 to $99
- ○ $100 to $119
- ○ $120 to $149
- ○ $150 to $199
- ○ $200 to $249
- ○ $250 to $299
- ○ $300 or more

b. *If rent is not paid by the month—*
What is the rent, and what period of time does it cover?

$ _____ .00 per _____
(Nearest dollar) *(Week, half-month, year, etc.)*

FOR CENSUS ENUMERATOR'S USE ONLY

a4. Block number	a5. Serial number
Ø ○ ○ ○ Ø	○ ○ ○ Ø
1 ○ ○ ○ 1	○ ○ ○ 1
2 ○ ○ ○ 2	○ ○ ○ 2
3 ○ ○ ○ 3	○ ○ ○ 3
4 ○ ○ ○ 4	○ ○ ○ 4
5 ○ ○ ○ 5	○ ○ ○ 5
6 ○ ○ ○ 6	○ ○ ○ 6
7 ○ ○ ○ 7	○ ○ ○ 7
8 ○ ○ ○ 8	○ ○ ○ 8
9 ○ ○ ○ 9	○ ○ ○ 9

B. Type of unit or quarters

Occupied
- ○ First form
- ○ Continuation

Vacant
- ○ Regular
- ○ Usual residence elsewhere

Group quarters
- ○ First form
- ○ Continuation

For a vacant unit, also fill C, D, A, H2 to H8, and H10 to H12

C. Vacancy status

Year round—
- ○ For rent
- ○ For sale only
- ○ Rented or sold, not occupied
- ○ Held for occasional use
- ○ Other vacant

- ○ Seasonal
- ○ Migratory

D. Months vacant

- ○ Less than 1 month
- ○ 1 up to 2 months
- ○ 2 up to 6 months
- ○ 6 up to 12 months
- ○ 1 year up to 2 years
- ○ 2 years or more

C/O ○ ○

FACSIMILE OF RESPONDENT INSTRUCTIONS FOR THE 100-PERCENT HOUSING QUESTIONS

A. Mark only one circle. **This address** means the house or building number where your living quarters are located.

H1. Mark **Yes** and enter telephone number, even if the telephone is in another apartment or building.

H2. Mark the second circle only if you **must** go through someone else's living quarters to get to your own.

H3. The kitchen sink, stove, and refrigerator do **not** have to be in the same room.

Also used by another household means that someone else who lives in the same building, but is not a member of your household, also uses the equipment. Mark this circle also if the occupants of living quarters now vacant would also use the equipment.

H4. Count only whole rooms used for living purposes, such as living rooms, dining rooms, kitchens, bedrooms, finished recreation rooms, family rooms, etc. Do **not** count kitchenettes, strip or pullman kitchens; utility rooms; or unfinished attics, basements, or other space used for storage.

H5. Mark **hot water** even if you have it only part of the time.

H6, H7. See instructions for H3 for meaning of **Also used by another household.**

H8. A house has a **basement** if there is enclosed space in which persons can walk upright under all or part of the building. A house on a **concrete slab** has no basement and no air or crawl space below it. A house built **in another way** is one directly on the ground or resting on a foundation or posts to provide crawl space.

H9. **Owned or being bought** means that the living quarters are owned outright or are mortgaged. Also mark **Owned or being bought** if the living quarters are owned but the land is rented.

Mark **Rented for cash rent** if any money rent is paid. Rent may be paid by persons who are not members of your household.

Occupied without payment of cash rent includes, for example, a parsonage, a house or apartment provided free of rent by the owner, or a house or apartment occupied by a janitor or caretaker in exchange for services.

H10. **A commercial establishment** is easily recognized from the outside; for example, a grocery store or barber shop. A **medical office** is a doctor's or dentist's office regularly visited by patients. If your house is on a place of 10 acres or more **and** also contains a commercial establishment or medical office, mark **Yes, 10 acres or more.**

H11. Include the value of the house, the land it is on, and any other structures on the same property. If the house is owned but the land is rented, estimate the combined value of the house **and** the land.

H12. Report the rent agreed to or contracted for, even if the furnishings, utilities, or services are included.

a. If you pay rent by the month, write in the amount of rent and fill one circle.

b. If rent is **not** paid by the month, answer both parts of **b.** For example, **$20** per **week, $1,500** per **year,** etc.

H13. If exact costs are not known, estimate as closely as possible. Report amounts even if bills are unpaid or are paid by someone else. If the bills include utilities or fuel used also by another apartment or a business establishment, estimate the amounts for your own living quarters. If gas and electricity are billed together, enter the combined amount on the electricity line and bracket ({) the two utilities.

CORRECTION NOTE

(The revisions described below are not reflected in the tables of this report.)

The following figures refer to blocks in Statesville city for which tabulations are not available (see explanation of dagger symbol (†) on page V of text):

Block		Population	Year-round housing units
Tract 5	Block 302	9	4
	Block 303	68	31
	Block 304	45	18
	Block 305	95	41
	Block 306	5	4
	Block 307	21	9
	Block 312	4	12
	Block 313	139	36
	Block 314	88	25
	Block 315	27	24
	Block 316	16	24
	Block 317	23	24
	Block 318	10	38
	Block 319	14	36
	Block 401	65	19
	Block 402	45	27
	Block 403	6	17
	Block 404	91	27
	Block 405	95	18
	Block 406	102	19
	Block 407	151	46
	Block 408	21	6
	Block 409	126	29
	Block 410	60	17
	Block 411	65	17
	Block 412	125	31
	Block 413	148	40
	Block 414	63	17
	Block 415	40	9
	Block 416	94	17
	Block 417	3	18
	Block 418	299	75

In Statesville city tract 1, a portion of the data shown for block 313 refers to block 310. The corrected population and year-round housing unit counts for these two blocks are: block 310--47 and 15 and block 313--59 and 16.

In Statesville city tract 5, the population and year-round housing unit counts for omitted blocks are: block 301--43 and 3 and block 311 -- zero and 2.

In Wilson city tract 2, the data shown for block 706 (which is non-existent) refer to block 106.

Characteristics of Housing Units and Population, by Blocks: 1970

[Data exclude vacant seasonal and vacant migratory housing units. For minimum base for derived figures (percent, average, etc.) and meaning of symbols, see text]

Blocks Within Block Numbering Areas or Census Tracts	Total population	Percent of total population				Year-round housing units				Occupied housing units												
								Units in –		Owner					Renter					1.01 or more persons per room				
		Negro	In group quarters	Under 18 years	62 years and over	Total	Lacking some or all plumbing facilities	One-unit structures	Structures of 10 or more units	Total	Lacking some or all plumbing facilities	Average number of rooms	Average value (dollars)	Percent Negro	Total	Lacking some or all plumbing facilities	Average number of rooms	Average contract rent (dollars)	Percent Negro	Total	With all plumbing facilities	One-person households	With female head of family	With roomers, boarders, or lodgers
CITY	34284	34	1	34	13	11777	715	9248	86	6263	126	5.8	16100	22	4967	496	4.1	54	42	1091	959	1893	1445	257
201	433	74	-	26	25	201	16	102	40	53	2	6.2	8500	72	129	12	3.5	45	56	20	18	75	24	18
101	84	100	-	36	14	26	3	20	-	11	2	5.5	9000	100	15	1	3.5	46	100	5	4	3	3	-
102	47	100	-	43	13	18	2	11	-	5	-	5.8	9300	100	12	2	2.8	38	100	3	3	5	6	1
103	45	100	-	20	20	21	1	11	-	2	...	...	...	...	18	1	3.5	39	100	2	2	7	3	1
104	45	100	-	29	11	15	-	12	-	10	-	6.6	7000	100	4	...	...	...	...	-	-	4	2	2
105	9	100	-	22	44	4	...	...	...	...	...	...	...	...	...	...	...	...	...	...	...	...	...	...
106	43	95	-	35	14	16	-	12	-	4	...	...	...	...	11	-	3.2	37	91	4	4	5	2	2
110#	30	100	-	17	33	11	5	3	-	1	...	...	...	...	10	5	3.4	34	100	3	2	4	3	3
111	3	...	...	...	...	2	...	...	...	...	...	...	...	...	...	...	...	...	...	...	...	...	...	...
119	4	...	...	...	...	3	...	...	...	...	...	...	...	...	...	...	...	...	...	...	...	...	...	...
120#	10	20	-	-	50	6	-	1	1	1	...	...	...	...	5	-	3.2	53	-	-	-	2	2	-
124	30	50	-	37	7	18	2	9	-	6	-	6.2	8100	-	7	1	4.3	...	43	1	1	6	2	1
125	42	-	-	-	55	40	-	2	33	2	...	...	...	-	34	-	2.9	55	-	-	-	32	-	-
126	41	-	-	15	54	21	3	13	6	5	-	3.0	...	-	12	2	5.3	47	-	2	2	4	-	7
202	5378	21	-	34	14	1894	106	1487	-	1002	21	5.5	11200	14	767	55	4.3	52	23	174	159	297	221	29
101	-	-	-	-	-	1	...	...	...	...	...	...	...	-	...	...	...	...	-	...	...	...	...	...
102	19	-	-	26	5	5	-	5	-	5	-	5.4	...	-	-	-	-	-	-	1	1	-	2	-
103	50	-	-	30	12	18	-	18	-	13	-	5.5	12300	-	5	-	5.2	78	-	-	-	2	1	-
104	39	-	-	26	5	15	-	15	-	11	-	5.0	12600	-	3	...	...	...	-	-	-	-	1	1
105	53	-	-	26	13	19	-	19	-	15	-	6.5	13800	-	4	...	...	...	-	-	-	3	-	-
106	49	-	-	31	2	17	1	17	-	14	1	5.6	14800	-	3	...	...	...	-	-	-	2	-	-
107	98	9	-	35	7	31	-	31	-	16	-	5.9	12700	6	15	-	4.3	72	7	4	4	4	2	-
108	78	-	-	41	10	21	-	21	-	14	-	5.9	13200	-	7	-	5.1	85	-	2	2	1	-	-
109	73	-	-	25	16	28	-	28	-	15	-	4.9	10300	-	13	-	4.0	72	-	2	2	6	-	-
110	64	-	-	28	5	22	-	22	-	17	-	5.5	12300	-	4	...	...	...	-	-	-	2	1	-
111	37	-	-	41	8	12	-	12	-	9	-	5.3	13500	-	3	...	...	...	-	-	-	1	2	-
113	98	-	-	37	2	32	-	32	-	29	-	5.0	13200	-	2	...	...	...	-	-	-	2	-	-
114	19	-	-	21	5	8	-	6	-	-	-	-	-	-	8	-	3.6	40	-	-	-	1	2	-
115	6	-	-	17	33	3	...	...	...	...	...	...	...	-	...	...	...	...	-	...	...	...	...	...
116#	68	-	-	35	3	23	-	23	-	13	-	5.3	11100	-	10	-	4.0	69	-	-	-	2	1	-
117#	163	64	-	39	8	47	3	33	-	22	1	5.5	10900	46	24	1	3.9	44	88	10	10	9	7	-
118	100	-	-	29	12	39	1	24	-	18	-	5.9	11300	-	17	-	4.0	53	-	2	2	2	4	-
119	74	23	-	30	19	27	-	25	-	13	-	4.9	7500	39	11	-	4.8	53	18	3	3	2	4	-
120	39	100	-	33	26	13	5	11	-	5	1	4.4	...	100	7	3	3.6	31	100	3	2	1	3	1
121#	121	98	-	51	9	36	5	8	-	4	...	...	...	...	32	4	4.2	37	97	8	7	4	19	1
122#	54	54	-	33	22	22	11	4	-	-	-	-	-	-	21	10	3.5	49	57	1	-	5	4	-
124	14	-	-	14	-	4	...	...	...	...	...	...	...	-	...	...	...	...	-	...	...	...	...	...
125	14	-	-	21	29	5	-	5	-	4	...	...	...	-	1	...	...	...	-	-	-	1	-	-
126	39	-	-	36	21	12	2	11	-	8	-	5.1	12200	-	4	...	...	...	-	2	2	2	1	-
127	71	-	-	27	20	23	-	22	-	20	-	5.2	11600	-	3	...	...	...	-	1	1	3	-	-
128	24	-	-	38	17	8	-	3	-	5	-	5.4	...	-	3	...	...	...	-	1	1	1	-	-
129	10	-	-	10	10	4	...	...	...	...	...	...	...	-	...	...	...	...	-	...	...	...	...	...
130	19	-	-	32	-	7	-	7	-	7	-	5.6	10200	-	-	-	-	-	-	2	2	1	3	-
201	89	-	-	37	6	30	-	30	-	26	-	5.2	14300	-	2	...	...	...	-	-	-	2	1	-
202	52	-	-	31	4	17	-	17	-	14	-	5.2	15000	-	3	...	...	...	-	-	-	1	1	-
203	56	7	-	43	7	14	-	14	-	13	-	5.5	15900	8	1	...	...	...	...	1	1	1	-	-
204	35	-	-	40	3	9	-	9	-	8	-	5.6	16900	-	1	...	...	...	-	2	2	-	-	-
205	36	-	-	53	3	8	-	8	-	8	-	5.4	17200	-	-	-	-	-	-	-	-	-	-	-
209	52	6	-	37	4	16	-	14	-	7	-	5.1	9800	-	8	-	3.9	58	13	-	-	-	2	-
210	33	100	-	58	-	11	-	11	-	7	-	4.4	17300	100	-	-	-	-	-	4	4	-	-	-
211	56	100	-	52	-	13	-	13	-	12	-	5.3	16300	100	1	...	...	...	...	2	2	-	-	-
212	18	100	-	56	-	7	-	7	-	4	...	...	...	...	-	-	-	-	-	...	...	...	...	...
213	63	100	-	38	3	20	-	20	-	18	-	5.2	18100	100	-	-	-	-	-	3	3	2	1	-
214	20	100	-	60	-	8	-	8	-	4	...	...	...	...	-	-	-	-	-	...	...	...	...	...
215#	49	88	-	47	14	12	-	10	-	4	...	...	...	...	8	-	4.0	38	88	6	6	3	1	-
216	81	96	10	42	20	24	2	24	-	14	-	4.8	5100	93	7	2	4.1	41	100	4	3	1	6	-
217	14	79	-	43	7	3	...	...	...	...	...	...	...	...	...	...	...	...	...	...	...	...	...	...
218	13	-	-	15	31	5	-	5	-	3	...	...	...	-	2	...	...	...	-	-	-	-	-	-
219	39	-	-	33	10	13	-	11	-	9	-	5.2	12100	-	4	...	...	...	-	1	1	1	-	-
220#	39	-	-	33	15	14	-	12	-	9	-	5.4	11500	-	5	-	3.6	51	-	2	2	3	-	1
221	36	-	-	47	-	10	-	9	-	1	...	...	...	-	8	-	5.3	66	-	-	-	-	1	-
222#	77	-	-	38	7	25	-	25	-	18	-	5.8	9700	-	6	-	5.3	67	-	1	1	2	3	-
223	13	-	-	23	15	4	...	...	...	...	...	...	...	-	...	...	...	...	-	...	...	...	...	...
301	42	-	-	45	-	13	-	13	-	10	-	5.2	14800	-	2	...	...	...	-	1	1	-	3	-
302	37	-	-	35	11	14	-	12	-	9	-	4.9	9600	-	4	...	...	...	-	2	2	3	-	1
303#	23	-	-	22	26	12	-	10	-	4	...	...	...	-	6	-	5.5	43	-	-	-	1	1	-
304	42	-	-	26	10	14	1	11	-	6	1	5.0	8300	-	7	-	4.1	66	-	1	1	1	2	1
305	11	100	-	27	9	4	...	...	...	...	...	...	...	...	...	...	...	...	...	...	...	...	...	...
306	40	100	-	30	18	14	1	10	-	5	1	4.6	4600	100	7	-	3.6	49	100	2	2	2	-	-
307	20	100	-	20	15	7	-	3	-	1	...	...	...	...	6	-	4.2	45	100	1	1	2	1	-
308#	44	41	-	57	-	9	-	5	-	3	...	...	...	...	6	-	4.0	50	17	3	3	-	2	-
309	50	-	-	30	14	15	-	11	-	8	-	5.1	6500	-	7	-	4.1	51	-	2	2	-	-	-
310	29	-	-	38	14	10	-	10	-	8	-	5.4	9700	-	1	...	...	...	-	1	1	-	2	-
311	29	-	-	28	21	12	-	9	-	6	-	5.5	9600	-	5	-	3.4	35	-	-	-	1	-	-
312	46	-	-	33	15	14	-	13	-	9	-	5.6	7100	-	5	-	5.0	57	-	2	2	2	4	-
313	35	-	-	20	11	11	-	8	-	6	-	5.7	8800	-	5	-	4.6	...	-	-	-	1	2	1
314	42	-	-	31	-	14	1	13	-	8	-	5.0	11500	-	6	1	4.3	70	-	-	-	-	1	-
315	28	-	-	36	11	9	-	7	-	4	...	...	...	-	5	-	3.6	...	-	1	1	2	-	1
316#	21	-	-	19	19	10	-	7	-	4	...	...	...	-	5	-	4.0	47	-	-	-	1	4	-
317	15	-	-	27	33	9	1	8	-	4	...	...	...	-	4	...	...	...	-	1	1	4	-	-
318	11	73	-	-	55	6	-	6	-	5	-	6.2	6200	80	1	...	...	...	...	-	-	1	-	1
319	11	-	-	55	-	3	...	...	...	...	...	...	...	-	...	...	...	...	-	...	...	...	...	...
320	44	-	-	39	7	13	2	10	-	3	...	...	...	-	9	-	3.9	48	-	4	4	-	1	2
321	49	-	-	27	14	17	-	16	-	10	-	5.2	6700	-	7	-	4.6	52	-	1	1	1	5	-
322	13	-	-	39	8	4	...	...	...	...	...	...	...	-	...	...	...	...	-	...	...	...	...	...
323#	17	-	-	12	12	8	-	4	-	3	...	...	...	-	5	-	3.6	57	-	-	-	2	1	-
401	17	-	-	-	41	9	2	8	-	6	2	5.2	6200	-	3	...	...	...	-	-	-	3	-	-

[Data exclude vacant seasonal and vacant migratory housing units. For minimum base for derived figures (percent, average, etc.) and meaning of symbols, see text]

Blocks Within Block Numbering Areas or Census Tracts	Total population	Percent of total population: Negro	In group quarters	Under 18 years	62 years and over	Year-round housing units: Total	Lacking some or all plumbing facilities	Units in—: One-unit structures	Structures of 10 or more units	Occupied housing units: Owner: Total	Lacking some or all plumbing facilities	Average number of rooms	Average value (dollars)	Percent Negro	Renter: Total	Lacking some or all plumbing facilities	Average number of rooms	Average contract rent (dollars)	Percent Negro	1.01 or more persons per room: Total	With all plumbing facilities	One-person households	With female head of family	With roomers, boarders, or lodgers
402	79	100	–	57	5	17	1	17	–	7	1	3.6	4600	100	8	–	3.6	43	100	11	10	1	7	1
403	59	83	–	37	12	20	5	20	–	11	1	5.4	7900	73	7	2	3.1	36	100	2	2	2	6	–
404	17	100	–	59	12	5	–	3	–	2	...	...	...	...	2	...	...	...	...	...	...	...	...	...
405	14	–	–	21	7	6	1	6	–	4	...	...	...	–	2	...	...	...	–	–	–	1	1	–
406	26	–	–	35	8	9	1	9	–	6	–	5.0	6200	–	3	...	...	...	–	–	–	–	3	–
407	38	–	–	45	13	10	–	6	–	4	...	...	...	–	6	–	5.0	52	–	–	–	1	–	–
408	8	–	–	25	–	4	...	...	...	...	...	...	...	–	...	...	...	...	–	...	...	...	...	...
409	28	–	–	25	36	11	1	8	–	6	–	5.7	6200	–	5	1	4.4	41	–	1	1	2	2	–
410	49	–	–	18	22	23	6	18	–	7	1	5.0	4600	–	13	2	4.7	48	–	–	–	5	5	1
411	67	–	–	40	10	23	3	18	–	11	–	5.1	6200	–	9	2	4.9	49	–	2	2	3	4	–
412	60	–	–	32	10	23	5	18	–	5	1	4.8	8200	–	14	1	4.6	44	–	2	2	4	4	–
413	55	16	–	20	33	29	–	15	–	9	–	5.1	8200	11	16	–	3.9	48	6	1	1	9	2	–
414	87	76	–	47	9	26	2	18	–	9	–	5.9	7500	44	16	1	3.8	41	81	7	7	5	10	–
415	186	89	–	48	11	54	20	27	–	11	2	4.4	5600	91	38	13	3.7	40	90	20	10	11	12	–
416	87	23	–	41	9	30	4	24	–	11	–	5.5	5900	27	13	–	4.8	53	15	3	3	3	4	–
417	52	–	–	15	39	23	2	18	–	14	1	5.8	6600	–	8	–	4.5	49	–	–	–	5	2	–
418	73	3	–	34	16	26	2	19	–	11	–	6.0	8400	–	14	1	4.4	50	–	4	4	6	2	–
419	42	–	–	31	21	16	4	13	–	5	–	6.6	...	–	8	3	5.0	44	–	1	1	1	1	–
420	38	–	–	29	26	14	1	10	–	7	–	5.0	9100	–	7	1	4.3	48	–	1	1	3	1	–
421#	60	–	–	30	23	23	1	12	–	12	1	5.3	7600	–	9	–	4.3	50	–	4	4	6	2	–
422	86	–	–	37	11	27	1	13	–	10	–	5.9	8400	–	16	1	3.8	48	–	5	5	4	4	1
423	70	–	–	34	16	27	–	16	–	8	–	5.4	6200	–	17	–	4.1	49	–	3	3	7	2	–
424	59	–	–	14	27	30	–	17	–	14	–	5.1	7900	–	16	–	4.2	52	–	–	–	9	5	1
425	60	–	–	35	17	25	–	12	–	6	–	4.8	...	–	13	–	5.6	50	–	2	2	5	2	–
426	28	–	–	18	29	15	2	9	–	4	...	...	...	–	7	1	3.3	39	–	1	1	6	1	1
427	54	–	–	37	15	20	–	12	–	6	–	5.5	8300	–	13	–	4.5	46	–	3	3	4	5	1
428	25	–	–	32	8	11	–	8	–	5	–	4.4	...	–	3	...	...	...	–	–	–	2	–	–
501	25	–	–	32	20	9	–	9	–	4	...	...	...	–	5	–	5.4	61	–	–	–	3	1	–
502	36	–	–	28	25	14	–	10	–	6	–	6.0	7900	–	8	–	4.1	46	–	1	1	4	1	–
503	57	–	–	33	25	18	–	14	–	8	–	5.8	7800	–	9	–	4.8	48	–	–	–	2	4	1
505	13	–	–	–	69	8	–	8	–	7	–	5.6	11300	–	–	–	–	–	–	–	–	1	–	1
506	28	–	–	14	46	13	–	13	–	9	–	6.0	8000	–	3	...	...	...	–	–	–	–	2	1
507	55	–	–	18	38	26	1	23	–	20	1	5.9	8600	–	5	–	3.8	47	–	–	–	7	1	1
508	37	–	–	32	19	17	–	17	–	13	–	5.7	11800	–	3	...	...	...	–	–	–	7	2	–
509	26	–	–	39	15	8	–	8	–	8	–	6.6	25000	–	–	–	–	–	–	–	–	–	–	1
510	37	–	–	16	43	17	–	10	–	11	–	6.6	15100	–	4	...	...	...	–	–	–	3	2	–
511	52	–	–	39	23	16	–	13	–	12	–	7.2	12300	–	4	...	...	...	–	–	–	–	1	1
512	34	–	21	21	35	9	–	7	–	8	–	8.1	19600	–	1	...	...	...	–	–	–	2	1	–
513	7	–	–	14	43	4	...	...	...	...	...	...	...	–	...	...	...	...	–	...	...	...	...	...
514	32	–	–	16	16	20	–	6	–	3	...	...	...	–	14	–	3.7	51	–	–	–	9	1	–
516	77	–	–	30	10	28	4	21	–	12	–	5.7	6400	–	13	2	4.5	45	–	3	3	6	2	–
517	67	–	–	27	22	28	–	16	–	9	–	6.0	8300	–	18	–	4.6	53	–	–	–	10	–	2
519	27	–	–	11	37	17	–	5	–	4	...	...	...	–	9	–	3.4	53	–	–	–	6	1	2
520	1	...	...	...	...	1	...	...	...	...	...	...	...	...	...	...	...	...	...	...	...	...	...	...
522	24	–	–	4	33	11	–	5	–	5	–	6.2	...	–	4	...	...	...	–	–	–	3	2	1
523	22	–	–	18	46	13	–	9	–	8	–	6.0	11600	–	4	...	...	...	–	–	–	6	1	–
526	41	–	–	34	12	13	–	9	–	10	–	8.0	21300	–	3	...	...	...	–	–	–	3	1	–
527	30	–	–	17	33	14	–	11	–	12	–	7.1	18600	–	2	...	...	...	–	–	–	5	1	1
528	23	–	–	13	44	11	–	11	–	11	–	7.7	25000	–	–	–	–	–	–	–	–	2	3	–
529	40	–	–	20	23	16	–	16	–	15	–	6.5	21800	–	1	...	...	...	–	–	–	3	2	–
203	3329	5	–	33	13	1127	20	1005	–	813	3	6.1	17400	2	260	15	4.9	76	11	36	34	129	76	22
101	33	33	30	52	6	6	1	4	–	5	–	5.4	...	–	1	...	...	...	...	2	2	1	–	1
102	9	–	–	22	11	3	...	...	...	...	...	...	...	–	...	...	...	...	–	...	...	...	...	...
103	2	...	...	...	...	2	...	...	...	...	...	...	...	...	...	...	...	...	...	...	...	...	...	...
104	33	–	–	49	–	9	–	9	–	8	–	5.4	17800	–	1	...	...	...	–	–	–	–	1	–
105	54	–	–	48	–	14	–	14	–	13	–	5.4	17500	–	1	...	...	...	–	–	–	–	1	–
106	50	–	–	48	–	13	–	13	–	13	–	5.3	13800	–	–	–	–	–	–	1	1	1	–	–
107	31	–	–	39	–	9	–	9	–	9	–	5.8	16400	–	–	–	–	–	–	–	–	–	–	–
109	7	–	–	57	–	2	...	...	...	...	...	...	...	–	...	...	...	...	–	...	...	...	...	...
110	6	–	–	17	–	3	...	...	...	...	...	...	...	–	...	...	...	...	–	...	...	...	...	...
111	23	–	–	44	–	6	–	6	–	4	...	...	...	–	2	...	...	...	–	1	1	–	–	–
112	36	–	–	47	–	9	–	9	–	7	–	5.3	15500	–	2	...	...	...	–	–	–	–	–	–
113	33	–	–	39	3	8	–	8	–	7	–	5.4	14100	–	1	...	...	...	–	–	–	–	1	–
114	10	–	–	50	–	2	...	...	...	...	...	...	...	–	...	...	...	...	–	...	...	...	...	...
115	15	–	–	40	–	5	–	5	–	4	...	...	...	–	–	–	–	–	–	...	...	...	...	...
116	23	–	–	30	–	8	–	8	–	5	–	5.2	13800	–	3	...	...	...	–	–	–	–	–	–
117	45	–	–	40	–	12	–	12	–	10	–	5.8	16600	–	2	...	...	...	–	1	1	–	–	–
118	62	–	–	50	3	16	–	16	–	12	–	5.3	13300	–	3	...	...	...	–	2	2	–	–	–
119	62	–	–	45	–	16	–	16	–	10	–	5.2	13500	–	6	–	5.3	108	–	–	–	–	1	–
120	25	–	–	40	4	8	–	8	–	6	–	5.3	15400	–	1	...	...	...	–	–	–	–	–	–
121	37	–	–	35	–	10	–	10	–	7	–	5.7	15400	–	3	...	...	...	–	–	–	–	–	–
122	14	–	–	50	7	3	...	...	...	...	...	...	...	–	...	...	...	...	–	...	...	...	...	...
123	19	–	–	32	–	6	–	6	–	6	–	5.2	16300	–	–	–	–	–	–	1	1	1	–	–
124	71	–	–	47	1	17	–	17	–	12	–	5.2	14200	–	5	–	5.2	93	–	1	1	–	1	–
125	57	–	–	44	–	15	–	15	–	10	–	5.2	16100	–	5	–	5.4	112	–	2	2	–	–	–
126	29	–	–	41	–	8	–	8	–	8	–	5.4	15500	–	–	–	–	–	–	–	–	–	–	–
201	10	–	–	30	–	2	...	...	...	...	...	...	...	–	...	...	...	...	–	...	...	...	...	...
202	13	–	–	39	–	5	–	5	–	4	...	...	...	–	–	–	–	–	–	...	...	...	...	...
203	2	...	...	...	...	1	...	...	...	...	...	...	...	...	...	...	...	...	...	...	...	...	...	...
204	2	...	...	...	...	1	...	...	...	...	...	...	...	...	...	...	...	...	...	...	...	...	...	...
205	62	8	–	45	8	17	1	17	–	14	–	6.9	24100	–	1	...	...	...	...	–	–	–	–	–
206	36	–	–	53	3	7	–	7	–	5	–	8.4	35000	–	2	...	...	...	–	–	–	–	–	–
207	41	–	–	34	–	13	–	13	–	13	–	6.6	25400	–	–	–	–	–	–	–	–	–	–	–
208	31	–	–	32	10	10	–	10	–	9	–	5.8	25400	–	1	...	...	...	–	–	–	1	1	–
209	32	–	–	28	6	11	–	11	–	11	–	6.4	23600	–	–	–	–	–	–	–	–	–	–	–
210	42	–	–	33	5	14	–	14	–	14	–	6.4	22500	–	–	–	–	–	–	–	–	2	1	–
211	45	–	–	40	4	12	–	12	–	12	–	6.5	24200	–	–	–	–	–	–	1	1	1	–	–
212	46	–	–	41	2	14	–	14	–	12	–	5.9	19600	–	1	...	...	...	–	–	–	–	–	–
213	11	–	–	36	–	4	...	...	...	...	...	...	...	–	...	...	...	...	–	...	...	...	...	...

Characteristics of Housing Units and Population, by Blocks: 1970—Con.

[Data exclude vacant seasonal and vacant migratory housing units. For minimum base for derived figures (percent, average, etc.) and meaning of symbols, see text]

Blocks Within Block Numbering Areas or Census Tracts	Total population	Percent of total population: Negro	In group quarters	Under 18 years	62 years and over	Year-round housing units: Total	Lacking some or all plumbing facilities	Units in—: One-unit structures	Structures of 10 or more units	Occupied housing units: Owner: Total	Lacking some or all plumbing facilities	Average number of rooms	Average value (dollars)	Percent Negro	Renter: Total	Lacking some or all plumbing facilities	Average number of rooms	Average contract rent (dollars)	Percent Negro	1.01 or more persons per room: Total	With all plumbing facilities	One-person households	With female head of family	With roomers, boarders, or lodgers
214	30	–	–	33	–	10	–	10	–	9	–	5.7	14300	–	1	...	...	...	–	–	–	1	–	–
215	72	–	–	40	3	22	–	22	–	17	–	5.6	16900	–	3	...	...	...	–	–	–	1	2	–
216	56	–	–	43	2	14	–	14	–	12	–	5.7	19400	–	2	...	...	...	–	1	1	–	–	–
217	54	–	–	33	6	16	–	16	–	13	–	6.0	19800	–	3	...	...	...	–	–	–	–	–	–
218	39	–	–	46	–	10	–	8	–	8	–	5.9	21100	–	2	...	...	...	–	1	1	1	–	–
219	6	–	–	–	17	2	...	...	...	...	...	...	...	–	...	...	...	...	–	...	...	...	...	...
220	42	–	–	36	2	12	–	12	–	10	–	5.9	20400	–	2	...	...	...	–	–	–	–	1	–
221	46	–	–	50	4	13	–	13	–	10	–	5.5	17800	–	2	...	...	...	–	–	–	1	–	–
222	29	–	–	35	3	8	–	8	–	8	–	5.5	17200	–	–	–	–	–	–	1	1	–	–	–
223	57	14	–	26	9	21	1	20	–	9	–	5.9	17400	–	11	–	4.4	80	18	–	–	2	1	–
301	109	92	–	36	17	35	13	20	–	11	2	5.0	7900	82	23	10	3.5	40	91	6	4	5	9	2
302	81	–	–	19	20	29	–	28	–	27	–	6.2	17500	–	2	...	...	...	–	1	1	3	3	–
303	64	–	–	22	20	28	–	25	–	19	–	5.6	12100	–	7	–	4.6	79	–	–	–	5	1	1
304	57	–	–	32	14	19	–	17	–	14	–	5.7	12500	–	4	...	...	...	–	1	1	–	4	–
305	24	–	–	25	29	8	–	8	–	7	–	7.3	20700	–	1	...	...	...	–	–	–	1	–	1
306	31	–	–	16	32	13	–	13	–	12	–	6.6	20000	–	1	...	...	...	–	–	–	2	–	1
307	15	–	–	13	53	5	–	5	–	5	–	6.2	...	–	–	–	–	–	–	–	–	–	–	–
308	44	–	–	34	23	16	–	16	–	14	–	7.1	24200	–	1	...	...	...	–	1	1	1	1	1
309	22	–	–	32	23	7	–	7	–	4	...	...	...	–	3	...	...	...	–	–	–	1	1	–
310	47	–	–	30	19	14	–	14	–	12	–	5.4	15000	–	2	...	...	...	–	1	1	–	4	–
311	48	–	–	38	10	13	–	13	–	12	–	5.3	14600	–	1	...	...	...	–	1	1	1	–	–
312	53	–	–	26	8	17	–	17	–	17	–	5.8	15700	–	–	–	–	–	–	–	–	3	–	–
313	41	–	–	27	10	14	–	14	–	12	–	7.1	22700	–	2	...	...	...	–	–	–	2	1	–
315	33	–	–	21	36	13	–	13	–	9	–	6.3	20700	–	4	...	...	...	–	–	–	2	–	–
316	30	–	–	23	33	12	–	12	–	11	–	6.5	22400	–	1	...	...	...	–	–	–	3	2	–
317	48	–	–	23	17	17	–	17	–	15	–	5.9	16100	–	2	...	...	...	–	–	–	1	1	–
318	36	–	–	25	19	14	–	14	–	13	–	5.8	14600	–	1	...	...	...	–	–	–	3	1	–
319	43	–	–	30	5	15	–	15	–	11	–	6.3	17700	–	4	...	...	...	–	–	–	2	–	–
320	60	–	–	20	27	25	–	25	–	17	–	6.3	16600	–	6	–	5.5	...	–	–	–	5	3	3
321	31	–	–	32	32	12	–	12	–	10	–	6.7	19800	–	–	–	–	–	–	1	1	–	–	–
322	50	–	–	24	14	17	–	17	–	17	–	6.8	26600	–	–	–	–	–	–	–	–	2	1	–
323	26	–	–	19	15	9	–	9	–	8	–	8.3	31300	–	1	...	...	...	–	–	–	2	1	1
401	43	–	–	35	14	14	–	10	–	10	–	8.7	22500	–	4	...	...	...	–	–	–	2	3	2
402	23	–	–	–	39	13	–	12	–	10	–	7.9	14700	–	3	...	...	...	–	–	–	5	1	2
403	34	3	–	32	21	10	1	10	–	6	1	6.7	17300	–	3	...	...	...	...	1	1	2	1	–
404	7	–	–	29	29	4	...	...	...	...	...	...	...	–	...	...	...	...	–	...	...	...	...	...
405	47	–	–	19	26	25	1	12	–	4	...	...	...	–	16	1	4.2	62	–	1	1	6	2	–
406	4	...	...	...	...	1	...	...	...	...	...	...	...	...	...	...	...	...	...	...	...	...	...	...
407	11	–	–	27	27	6	–	2	–	1	...	...	...	–	3	...	...	...	–	...	...	...	...	...
408	25	–	–	20	28	12	–	6	–	4	...	...	...	–	7	–	4.1	62	–	–	–	2	3	1
409#	16	25	–	6	38	11	–	7	–	3	...	...	...	...	5	–	3.4	61	–	–	–	1	–	–
410	7	–	–	29	–	2	...	...	...	...	...	...	...	–	...	...	...	...	–	...	...	...	...	...
411	18	–	–	–	39	10	–	4	–	4	...	...	...	–	6	–	4.3	58	–	–	–	2	–	–
412	26	–	–	35	23	9	–	4	–	4	...	...	...	–	5	–	4.6	...	–	–	–	2	1	–
413	48	2	–	40	–	18	–	9	–	3	...	...	...	...	11	–	5.1	63	–	1	1	3	3	–
414	34	–	–	21	41	14	–	13	–	12	–	7.3	15800	–	2	...	...	...	–	–	–	4	–	2
415	29	–	–	14	55	14	–	13	–	12	–	6.7	15300	–	1	...	...	...	–	–	–	3	3	–
416	21	–	–	14	57	12	–	10	–	9	–	6.2	14700	–	2	...	...	...	–	–	–	4	–	–
417	32	–	–	34	16	13	–	13	–	10	–	6.2	14100	–	1	...	...	...	–	–	–	2	3	–
418	132	–	–	25	17	52	–	44	–	42	–	5.9	13500	–	9	–	4.1	58	–	2	2	8	5	–
419	70	–	–	29	17	28	–	18	–	16	–	5.9	13500	–	11	–	4.7	79	–	1	1	5	2	–
420	13	–	–	31	46	5	–	3	–	2	...	...	...	–	3	...	...	...	–	–	–	3	–	–
421	49	61	–	16	27	19	1	15	–	8	–	5.9	7400	50	9	1	5.2	52	33	1	1	5	4	1
422	39	–	–	23	10	20	–	15	–	7	–	6.3	7700	–	9	–	4.1	54	–	1	1	3	–	–
423	18	–	–	11	61	14	–	6	–	3	...	...	...	–	8	–	4.8	54	–	–	–	7	–	–
204	6091	99	–	41	12	1809	255	1424	–	713	45	5.2	10600	98	1044	185	3.8	44	99	393	339	298	424	69
101	279	100	–	51	4	67	4	67	–	45	2	5.0	10000	100	16	–	4.7	41	100	24	24	3	9	–
102	89	100	–	47	6	25	2	25	–	16	–	4.8	10700	100	7	2	3.6	41	100	4	4	3	4	1
103	145	100	–	57	6	26	2	25	–	16	2	4.9	9700	100	10	–	4.8	42	100	14	13	3	2	–
104	11	100	–	36	9	3	...	...	...	...	...	...	...	...	...	...	...	...	...	...	...	...	...	...
106	24	100	–	42	13	8	1	8	–	6	–	5.5	15600	100	1	...	...	...	...	–	–	–	1	–
107	3	...	...	...	...	2	...	...	...	...	...	...	...	...	...	...	...	...	...	...	...	...	...	...
108	21	100	–	24	24	8	1	8	–	5	–	6.0	7200	100	2	...	...	...	...	1	1	1	–	–
109	73	100	–	55	6	16	2	16	–	10	2	4.6	5900	100	6	–	3.7	38	100	7	7	1	1	1
110	54	100	–	43	11	14	1	14	–	13	1	5.0	6900	100	1	...	...	...	...	3	2	1	2	–
111	12	100	–	50	–	3	...	...	...	...	...	...	...	...	...	...	...	...	...	...	...	...	...	...
112	50	100	–	48	6	10	–	10	–	8	–	5.6	6400	100	2	...	...	...	...	3	3	1	2	–
113	42	100	–	43	12	14	–	14	–	11	–	4.9	6600	100	2	...	...	...	...	3	3	2	1	–
114	62	100	–	48	8	13	1	13	–	9	–	5.2	6700	100	4	...	...	...	...	5	5	–	1	–
115	48	100	–	33	8	16	3	16	–	9	1	5.8	9800	100	4	...	...	...	...	1	1	–	1	–
116	17	100	–	29	6	7	–	7	–	5	–	5.4	15500	100	2	...	...	...	...	–	–	2	2	–
201	29	100	–	38	3	9	–	9	–	9	–	6.3	19600	100	–	–	–	–	–	–	–	–	1	–
202	30	100	–	43	13	8	–	8	–	7	–	6.6	22700	100	–	–	–	–	–	1	1	–	1	–
203	20	95	–	40	10	6	–	6	–	6	–	6.8	24800	100	–	–	–	–	–	–	–	1	2	1
206	255	100	–	56	8	65	–	61	–	–	–	–	–	–	63	–	4.1	47	100	20	20	9	27	–
207	53	100	–	60	11	11	–	11	–	–	–	–	–	–	11	–	4.4	51	100	4	4	–	3	–
208#	91	100	–	58	3	18	–	18	–	–	–	–	–	–	18	–	4.6	43	100	9	9	–	8	–
209	87	100	–	56	12	22	–	21	–	–	–	–	–	–	22	–	4.3	49	100	7	7	1	14	–
210	212	100	–	57	7	50	–	50	–	–	–	–	–	–	50	–	4.4	50	100	17	17	9	20	–
211	306	100	–	56	6	71	–	68	–	–	–	–	–	–	71	–	4.4	49	100	25	25	12	23	–
212	268	100	–	64	6	49	–	49	–	–	–	–	–	–	49	–	4.6	52	100	26	26	6	14	–
213#	68	81	–	56	15	11	1	11	–	1	...	...	...	...	10	1	5.6	57	80	6	5	–	4	–
214	96	100	–	63	3	20	–	19	–	–	–	–	–	–	20	–	4.3	52	100	11	11	–	8	–
215	56	100	–	36	18	19	4	18	–	15	2	4.8	12600	100	3	...	...	...	...	2	2	3	2	–
216	23	100	–	39	4	9	1	5	–	5	–	4.4	...	100	3	...	...	...	...	1	1	1	1	–
217	47	96	–	23	19	17	3	10	–	10	1	4.7	12000	90	7	2	3.0	39	100	2	2	3	6	–
218#	30	100	–	40	3	9	1	3	–	3	...	...	...	...	6	1	3.0	37	100	4	3	1	5	–
301	107	100	–	29	16	38	26	19	–	6	1	5.8	6600	100	32	25	2.9	34	100	8	–	10	10	5

Characteristics of Housing Units and Population, by Blocks: 1970—Con.

[Data exclude vacant seasonal and vacant migratory housing units. For minimum base for derived figures (percent, average, etc.) and meaning of symbols, see text]

Blocks Within Block Numbering Areas or Census Tracts	Total population	Percent of total population: Negro	In group quarters	Under 18 years	62 years and over	Year-round housing units: Total	Lacking some or all plumbing facilities	Units in—: One-unit structures	Structures of 10 or more units	Occupied housing units: Owner: Total	Lacking some or all plumbing facilities	Average number of rooms	Average value (dollars)	Percent Negro	Renter: Total	Lacking some or all plumbing facilities	Average number of rooms	Average contract rent (dollars)	Percent Negro	1.01 or more persons per room: Total	With all plumbing facilities	One-person households	With female head of family	With roomers, boarders, or lodgers
302	162	100	-	39	9	50	20	25	-	15	3	4.3	7900	100	34	17	3.3	40	100	12	6	10	12	-
303	96	100	-	39	18	30	10	16	-	10	-	5.2	5600	100	20	10	3.3	38	100	7	5	7	7	-
304	86	100	-	42	12	27	5	13	-	4	...	...	...	...	22	5	3.4	42	100	9	6	6	9	2
305	56	98	-	21	21	26	9	17	-	10	2	4.2	9200	100	16	7	2.8	35	100	2	2	9	8	-
306	97	100	-	39	20	30	9	27	-	14	1	5.1	8400	100	14	6	3.6	39	100	4	3	3	6	2
307	21	100	-	48	-	5	-	5	-	3	...	...	...	...	2	...	...	...	...	3	3	-	1	-
308	44	100	-	41	16	17	2	6	-	2	...	...	...	...	14	2	3.0	33	100	4	4	4	6	1
309	40	95	-	33	18	16	5	11	-	7	1	5.1	11700	86	9	4	3.1	38	100	2	1	4	2	-
310	94	83	-	29	11	29	6	24	-	16	3	5.0	6800	81	12	3	4.3	49	83	5	2	3	8	1
311	151	77	-	33	20	57	13	31	-	13	-	6.3	8500	54	38	11	3.5	40	84	10	6	12	10	7
312#	67	100	12	30	15	17	1	13	-	6	1	4.5	7000	100	11	-	3.4	35	100	4	3	2	5	2
313	61	100	-	28	21	25	3	10	-	6	-	6.7	17300	100	18	3	2.9	41	100	4	4	8	4	3
314	62	100	-	13	29	27	3	22	-	17	1	5.6	9400	100	9	2	3.9	41	100	-	-	4	6	4
315	63	100	-	27	24	27	7	23	-	10	2	5.5	9100	100	16	4	3.3	39	100	4	4	8	4	-
316#	72	100	-	39	15	25	7	19	-	9	-	5.9	8200	100	13	4	3.8	40	100	3	2	11	3	-
401#	46	100	-	26	28	18	-	15	-	12	-	5.8	15300	100	6	-	4.7	47	100	-	-	4	5	1
402	59	100	-	32	10	20	2	19	-	7	-	5.0	5800	100	13	2	4.2	56	100	-	-	4	3	1
403#	54	100	-	7	39	26	7	17	-	10	2	5.8	8200	100	16	5	3.3	40	100	-	-	8	3	1
404#	95	100	11	38	20	31	8	17	-	9	1	5.8	8800	100	22	7	2.7	39	100	8	6	6	8	3
405	64	100	-	22	22	26	11	14	-	5	-	5.0	9700	100	21	11	3.5	38	100	3	1	7	7	2
406	125	100	-	51	8	36	11	9	-	4	...	...	...	...	30	9	3.2	39	100	12	6	8	15	2
407	46	100	-	13	24	22	12	14	-	8	2	4.9	13100	100	14	10	3.9	37	100	-	-	6	4	1
408	42	100	-	31	5	15	-	15	-	11	-	5.0	8500	100	4	...	...	...	...	-	-	1	3	2
409	67	100	-	28	27	23	1	19	-	13	-	4.3	8500	100	10	1	3.8	38	100	2	2	3	4	1
410	12	100	-	58	-	2	...	...	...	...	...	...	...	...	...	...	...	...	...	...	...	...	...	...
411	42	100	-	45	12	12	2	10	-	7	1	5.1	11700	100	5	1	3.6	47	100	3	3	3	2	-
412	98	100	-	42	21	25	6	17	-	11	-	4.7	8700	100	14	6	3.7	36	100	6	4	5	7	2
413	93	100	-	40	10	28	5	16	-	7	-	6.7	6200	100	21	5	3.5	46	100	7	6	6	4	2
414#	81	100	-	37	9	19	5	15	-	10	2	4.7	7000	100	9	3	3.7	36	100	8	4	2	7	1
415	101	100	-	42	16	30	3	27	-	8	2	4.8	7100	100	22	1	3.3	37	100	7	6	7	13	1
416#	45	100	-	29	13	18	4	16	-	6	1	4.3	8200	100	11	2	3.7	49	100	2	2	5	3	1
417	57	100	-	30	28	19	4	15	-	9	2	5.2	9300	100	10	2	4.9	52	100	3	2	5	8	3
418	57	100	-	32	16	22	1	18	-	12	-	5.8	13000	100	9	1	3.8	47	100	1	1	5	6	-
419	40	100	-	33	15	11	-	10	-	6	-	8.3	12000	100	5	-	6.4	65	100	1	1	1	3	-
504	49	98	-	20	16	18	-	17	-	11	-	5.5	12800	100	7	-	3.9	54	100	1	1	2	2	-
505	57	100	-	26	14	20	-	10	-	7	-	5.4	12000	100	13	-	4.4	54	100	2	2	5	2	2
507	103	100	-	29	21	34	3	17	-	13	1	5.2	12800	100	20	2	3.6	44	100	8	8	4	8	1
508#	51	100	-	18	24	18	2	14	-	10	1	5.4	14000	100	7	-	3.9	47	100	4	4	3	4	-
509	71	100	-	21	28	26	2	21	-	17	-	4.8	8300	100	8	1	3.4	41	100	4	4	5	1	1
510	94	100	-	33	15	31	3	21	-	12	-	4.8	7100	100	18	2	3.4	38	100	7	7	7	8	3
511	109	98	-	30	17	33	3	21	-	15	-	5.1	10900	100	17	2	3.5	41	100	6	6	3	5	2
512	99	100	-	28	13	33	2	29	-	25	1	5.8	16800	100	7	-	4.3	45	100	2	2	5	4	-
513	70	100	-	29	9	21	-	15	-	7	-	5.3	12300	100	14	-	3.6	42	100	3	3	1	6	2
514	66	100	-	27	8	28	1	28	-	21	-	4.2	9300	100	6	-	4.2	58	100	1	1	8	3	-
515	78	99	-	30	12	24	1	24	-	21	1	4.6	10000	100	3	...	...	...	...	2	2	3	4	-
516	23	100	-	30	-	8	-	8	-	8	-	5.6	19100	100	-	-	-	-	-	-	-	-	1	1
517	64	100	-	36	8	19	-	19	-	15	-	5.9	16600	100	4	...	...	...	...	2	2	1	1	2
518	9	100	-	11	-	5	-	5	-	4	...	...	...	...	-	-	-	-	-	...	...	...	...	...
519	44	100	-	30	11	16	1	11	-	8	-	4.5	13500	100	7	-	3.1	39	100	3	3	1	2	1
205	21	81	-	33	29	11	10	11	-	4	...	...	...	...	3	...	...	...	...	-	-	1	3	-
101	21	81	-	33	29	11	10	11	-	4	...	...	...	...	3	...	...	...	...	-	-	1	3	-
101	808	37	-	26	28	370	51	166	-	100	3	6.5	14300	23	230	41	4.2	48	29	28	21	109	68	12
101	-	-	-	-	-	1	...	...	...	...	...	...	...	-	...	...	...	...	-	...	...	...	...	...
103#	26	-	-	12	31	12	-	8	-	3	...	...	...	-	8	-	5.1	66	-	-	-	3	2	-
104	6	50	-	17	50	3	...	...	...	...	...	...	...	...	...	...	...	...	...	...	...	...	...	...
115	4	...	...	...	...	1	...	...	...	...	...	...	...	...	...	...	...	...	...	...	...	...	...	...
118	49	100	-	29	20	18	4	13	-	2	...	...	...	...	15	4	3.5	34	100	3	2	4	5	4
122	2	...	...	...	...	1	...	...	...	...	...	...	...	...	...	...	...	...	...	...	...	...	...	...
123	37	38	-	30	16	16	-	9	-	8	-	6.0	12300	25	7	-	4.0	46	14	1	1	6	3	-
124	27	-	-	37	33	11	3	8	-	5	-	5.8	12500	-	6	3	4.5	59	-	-	-	2	4	1
125	20	-	-	5	50	12	1	7	-	3	...	...	...	-	8	1	5.1	53	-	-	-	6	-	1
201#	51	-	-	12	43	35	8	6	-	8	-	6.5	...	-	21	5	3.3	40	-	1	1	17	4	-
202	19	-	-	5	63	11	1	2	-	3	...	...	...	-	6	1	4.8	67	-	-	-	3	1	1
203	6	-	-	-	67	4	...	...	...	...	...	...	...	-	...	...	...	...	-	...	...	...	...	...
207	9	-	-	11	22	8	1	1	-	-	-	-	-	-	6	1	4.7	43	-	-	-	4	-	-
208	36	-	-	28	11	23	1	6	-	3	...	...	...	-	14	-	3.6	54	-	1	1	6	4	-
209	17	-	-	29	29	9	1	4	-	4	...	...	...	-	3	...	...	...	-	-	-	3	-	-
210	88	-	-	18	36	45	4	20	-	18	-	6.9	13300	-	21	3	5.0	58	-	-	-	13	8	-
211	44	-	-	11	43	24	-	6	-	7	-	7.7	...	-	14	-	5.1	43	-	1	1	6	5	-
212	18	-	-	22	17	7	1	4	-	-	-	-	-	-	5	1	5.2	57	-	-	-	-	3	-
217	36	22	-	3	42	21	7	5	-	3	...	...	...	...	18	7	3.6	42	17	-	-	9	3	1
218	19	-	-	11	47	8	-	5	-	5	-	7.0	...	-	3	...	...	...	-	-	-	2	1	-
219	36	-	-	33	31	17	2	6	-	1	...	...	...	-	14	2	4.5	71	-	-	-	6	-	-
220	4	...	...	...	...	3	...	...	...	...	...	...	...	...	...	...	...	...	...	...	...	...	...	...
221	27	-	-	26	15	10	-	8	-	2	...	...	...	-	8	-	4.4	39	-	1	1	2	1	-
222	108	94	-	45	8	28	3	19	-	6	-	5.5	12400	83	22	3	3.6	38	96	13	11	5	9	1
223	119	98	-	40	15	42	13	20	-	12	3	5.4	8500	92	27	9	3.9	44	96	7	3	9	13	2
102	4447	39	2	34	13	1487	125	1246	-	734	30	5.2	10400	32	665	85	4.1	49	42	190	162	217	215	24
101	19	21	-	21	21	6	-	6	-	1	...	...	...	...	5	-	7.2	59	20	1	1	-	2	2
102	36	33	3	36	3	11	-	10	-	-	-	-	-	-	9	-	5.3	61	33	2	2	-	1	-
103	87	61	-	24	21	35	10	24	-	9	-	6.3	13000	44	23	10	3.4	45	74	7	3	8	8	2
104	36	-	-	36	14	12	-	9	-	6	-	5.8	8800	-	6	-	6.0	57	-	1	1	4	2	-
107	12	-	-	25	17	5	-	4	-	3	...	...	...	-	2	...	...	...	-	-	-	2	-	-
108	24	-	-	25	29	10	-	8	-	6	-	4.8	9300	-	3	...	...	...	-	-	-	3	2	-
110	30	3	-	40	10	9	-	7	-	6	-	5.3	11700	17	2	...	...	...	...	1	1	1	1	-
114	24	58	-	25	17	9	1	9	-	6	1	4.8	11300	67	3	...	...	...	...	1	1	2	1	-

[Data exclude vacant seasonal and vacant migratory housing units. For minimum base for derived figures (percent, average, etc.) and meaning of symbols, see text]

Blocks Within Block Numbering Areas or Census Tracts	Total population	Percent of total population				Year-round housing units				Occupied housing units													
								Units in—		Owner					Renter				1.01 or more persons per room				
	Total population	Negro	In group quarters	Under 18 years	62 years and over	Total	Lacking some or all plumbing facilities	One-unit structures	Structures of 10 or more units	Total	Lacking some or all plumbing facilities	Average number of rooms	Average value (dollars)	Percent Negro	Total	Lacking some or all plumbing facilities	Average number of rooms	Average contract rent (dollars)	Percent Negro	Total	With all plumbing facilities	One-person households	With female head of family	With roomers, boarders, or lodgers
115	130	67	-	31	12	53	3	38	-	23	3	5.0	10900	70	25	-	4.1	47	52	3	3	8	11	1
116	8	-	-	38	-	1	...	...	...	...	...	...	...	-	...	...	...	...	-	...	...	...	...	...
117	29	-	-	14	21	12	-	6	-	4	...	...	...	-	7	-	3.4	49	-	-	-	1	2	-
118	28	-	-	25	25	12	-	10	-	6	-	6.3	8700	-	6	-	4.7	57	-	-	-	4	1	-
119	69	-	23	10	32	21	4	18	-	13	2	6.5	8200	-	8	2	4.9	41	-	1	1	6	2	-
120	45	-	-	20	11	14	1	14	-	7	-	6.3	8700	-	6	1	6.0	55	-	1	-	2	2	1
121#	45	-	-	31	13	14	-	14	-	9	-	5.6	10100	-	5	-	5.4	59	-	1	1	-	2	-
122	44	-	-	25	16	16	1	13	-	8	-	4.9	10200	-	8	1	4.1	50	-	-	-	2	3	-
123	70	6	-	34	7	22	-	16	-	6	-	5.0	7900	17	16	-	3.9	62	-	4	4	1	5	-
124	18	-	-	39	-	6	-	4	-	3	...	...	...	-	3	...	...	...	-	-	-	1	-	-
125	62	-	-	34	13	23	1	17	-	10	1	5.6	9000	-	11	-	3.7	50	-	1	1	3	3	-
126	87	-	-	24	18	36	2	31	-	22	-	5.4	9000	-	12	1	3.8	53	-	1	1	7	1	-
127	43	-	-	37	14	17	3	10	-	7	-	5.4	12100	-	10	3	4.2	39	-	3	2	6	3	1
128#	78	3	73	5	74	8	-	6	-	3	...	...	...	...	5	-	4.4	59	-	-	-	3	-	-
129	19	-	-	32	16	18	1	10	-	1	...	...	...	-	6	-	4.7	47	-	2	2	3	-	-
132#	17	-	-	24	6	10	1	7	-	2	...	...	...	-	5	-	4.8	57	-	-	-	1	3	-
133	50	10	-	42	10	15	-	14	-	6	-	5.2	9700	-	8	-	4.9	45	13	1	1	3	2	-
134	24	13	-	21	13	7	-	7	-	1	...	...	...	...	6	-	5.8	47	17	-	-	-	1	-
135	31	19	-	42	7	10	-	10	-	2	...	...	...	...	8	-	4.5	49	13	2	2	2	1	-
136	35	6	-	17	31	16	-	14	-	6	-	5.5	6600	17	7	-	4.7	35	-	1	1	2	3	-
137#	47	68	-	43	13	16	2	14	-	9	1	5.1	9600	100	6	1	4.7	38	33	4	3	6	3	1
138	35	100	-	51	3	6	-	6	-	3	...	...	...	...	3	...	...	...	...	5	5	-	3	-
139	69	100	-	49	7	14	1	10	-	5	1	5.0	9800	100	9	-	3.8	42	100	5	4	-	6	-
140	33	100	-	67	3	5	1	5	-	2	...	...	...	...	3	...	...	...	...	4	3	1	2	-
141	20	100	-	35	30	7	2	7	-	3	...	...	...	...	3	...	...	...	...	2	2	1	1	-
143	42	100	-	36	10	14	3	10	-	6	2	4.5	10000	100	8	1	3.4	39	100	2	2	2	3	-
144	10	100	-	-	30	6	1	2	-	2	...	...	...	...	3	...	...	...	...	-	-	1	2	-
201	26	100	-	42	8	6	1	4	-	4	...	...	...	...	2	...	...	...	...	1	1	-	2	1
202	63	100	-	43	8	22	20	2	-	-	-	-	-	-	21	19	2.2	26	100	9	1	8	8	1
203	21	100	-	29	14	8	2	6	-	7	1	4.6	5800	100	1	...	...	...	...	-	-	2	5	1
204	13	100	-	54	-	4	...	...	...	...	...	...	...	...	...	...	...	...	...	...	...	...	...	...
205	50	100	-	50	10	11	1	11	-	10	1	5.7	10900	100	1	...	...	...	...	4	4	1	3	-
207	34	100	-	24	18	11	3	9	-	7	1	5.9	7300	100	4	...	...	...	...	2	2	4	1	-
208	51	100	-	57	12	14	3	7	-	3	...	...	...	...	11	2	3.3	37	100	5	5	4	3	1
209	10	50	-	20	10	5	-	5	-	2	...	...	...	...	3	...	...	...	...	-	-	1	1	-
210	30	100	-	37	17	8	3	8	-	4	...	...	...	...	3	...	...	...	...	2	1	1	3	-
212	24	-	-	25	13	11	-	10	-	3	...	...	...	-	7	-	4.3	45	-	-	-	3	1	-
213	15	-	-	27	20	5	-	5	-	5	-	5.8	9300	-	-	-	-	-	-	1	1	-	1	-
214	114	2	-	34	11	40	-	36	-	21	-	5.0	13900	-	15	-	4.2	60	13	5	5	4	1	-
215	30	-	-	20	3	10	-	10	-	6	-	4.7	10800	-	4	...	...	...	-	-	-	-	-	-
216	25	-	-	24	4	10	-	10	-	7	-	4.4	8400	-	3	...	...	...	-	-	-	1	1	-
217	23	-	-	39	4	7	-	7	-	4	...	...	...	-	3	...	...	...	-	1	1	1	-	-
218	11	-	-	27	18	6	-	6	-	2	...	...	...	-	2	...	...	...	-	...	...	...	...	...
219	9	-	-	22	-	4	...	...	...	...	...	...	...	-	...	...	...	...	-	...	...	...	...	...
220	37	-	-	24	5	13	-	13	-	12	-	5.1	13100	-	1	...	...	...	-	1	1	1	-	-
221	17	-	-	6	12	8	-	8	-	7	-	4.9	9100	-	1	...	...	...	-	-	-	2	-	-
222	37	-	-	19	8	16	2	15	-	13	1	4.6	10300	-	3	...	...	...	-	1	1	3	1	-
223	19	-	-	21	5	9	-	9	-	6	-	4.5	8800	-	3	...	...	...	-	1	1	2	3	-
225	24	-	-	17	21	9	-	7	-	5	-	6.0	8700	-	4	...	...	...	-	-	-	-	2	-
226	21	-	-	43	5	6	-	6	-	6	-	4.7	11300	-	-	-	-	-	-	2	2	1	-	-
227	23	-	-	17	17	10	-	10	-	9	-	4.8	10000	-	-	-	-	-	-	-	-	1	-	-
229	7	-	-	43	-	3	...	...	...	...	...	...	...	-	...	...	...	...	-	...	...	...	...	...
231	59	5	-	46	2	15	-	15	-	13	-	5.2	17100	-	2	...	...	...	...	-	-	-	-	-
232	51	-	-	51	4	12	-	12	-	11	-	5.0	13700	-	1	...	...	...	-	3	3	-	-	-
234	46	-	-	24	11	15	-	15	-	14	-	5.1	12900	-	1	...	...	...	-	1	1	-	-	-
235	5	-	-	20	-	3	...	...	...	...	...	...	...	-	...	...	...	...	-	...	...	...	...	...
236	51	-	-	41	2	15	-	15	-	11	-	5.1	13000	-	4	...	...	...	-	1	1	2	1	-
237	51	-	-	35	4	14	-	14	-	13	-	5.5	18300	-	1	...	...	...	-	1	1	-	-	-
238	7	-	-	57	-	4	...	...	...	...	...	...	...	-	...	...	...	...	-	...	...	...	...	...
239	14	-	-	43	-	5	-	5	-	1	...	...	...	-	3	...	...	...	-	...	...	...	...	...
240	51	-	-	43	-	16	-	16	-	14	-	5.3	17100	-	-	-	-	-	-	2	2	-	-	-
241	49	-	-	43	-	14	-	14	-	13	-	5.5	13800	-	1	...	...	...	-	-	-	-	-	-
242	36	-	-	39	-	10	-	10	-	7	-	5.1	13000	-	3	...	...	...	-	1	1	-	-	-
301	71	68	-	39	10	18	3	16	-	5	-	5.2	9800	20	13	3	3.8	41	77	4	3	1	2	-
302	52	96	-	35	15	20	1	18	-	9	1	4.9	6700	89	8	-	3.0	39	100	5	5	3	3	1
303	124	71	-	40	16	40	1	34	-	23	-	5.1	8400	57	13	1	3.7	39	69	4	3	5	12	-
304	4	...	...	...	...	2	...	...	...	...	...	...	...	...	...	...	...	...	...	...	...	...	...	...
305	30	-	-	43	3	8	1	6	-	4	...	...	...	-	4	...	...	...	-	1	1	1	-	-
308	17	-	-	29	-	6	-	6	-	2	...	...	...	-	4	...	...	...	-	-	-	-	1	-
309	53	-	-	43	6	15	1	15	-	8	-	4.8	8400	-	7	1	4.0	55	-	1	1	2	1	-
310	32	-	-	38	16	11	1	11	-	6	-	4.8	8300	-	5	1	3.8	49	-	1	1	2	1	-
311	17	-	-	18	18	6	1	6	-	5	-	5.8	9800	-	1	...	...	...	-	1	-	-	1	-
312	8	-	-	25	13	2	...	...	...	...	...	...	...	-	...	...	...	...	-	...	...	...	...	...
313	10	-	-	60	-	2	...	...	...	...	...	...	...	-	...	...	...	...	-	...	...	...	...	...
314	20	-	-	30	5	7	-	5	-	1	...	...	...	-	6	-	4.7	51	-	-	-	-	2	-
315	30	-	-	30	10	12	-	10	-	7	-	4.6	7000	-	4	...	...	...	-	3	3	3	-	-
316	132	-	-	42	5	36	-	36	-	10	-	5.0	10500	-	25	-	4.4	64	-	5	5	1	1	1
317	91	-	-	25	15	32	-	32	-	14	-	4.6	7700	-	18	-	4.6	54	-	-	-	2	1	1
318	28	-	-	18	7	12	2	10	-	4	...	...	...	-	8	2	4.3	30	-	-	-	1	1	-
319	23	-	-	35	13	12	3	12	-	5	-	5.0	6700	-	3	...	...	...	-	-	-	1	1	-
320#	34	-	-	32	9	11	-	7	-	5	-	5.8	...	-	5	-	4.0	61	-	1	1	2	-	1
321	18	-	-	22	33	7	1	7	-	4	...	...	...	-	3	...	...	...	-	1	-	1	2	-
322	63	-	-	44	10	20	-	20	-	10	-	4.6	7700	-	9	-	4.3	49	-	5	5	5	3	-
323	29	-	-	21	7	11	1	9	-	6	-	4.7	11300	-	5	1	4.0	47	-	-	-	-	2	-
324	27	-	-	26	11	12	2	10	-	9	1	4.9	9000	-	3	...	...	...	-	-	-	4	1	-
326	36	78	-	25	11	12	1	4	-	3	...	...	...	...	8	-	3.1	44	88	4	4	1	3	-
327#	22	-	-	50	14	8	1	8	-	-	-	-	-	-	7	1	5.0	58	-	-	-	2	2	-
328	117	39	-	33	12	41	7	30	-	18	3	4.6	9200	33	20	4	3.9	49	40	6	6	5	7	1
329#	55	64	-	44	6	17	1	8	-	3	...	...	...	...	14	-	3.3	46	86	4	4	2	1	-
330	40	100	-	35	15	14	1	13	-	13	1	5.3	13900	100	1	...	...	...	...	-	-	3	3	-

[Data exclude vacant seasonal and vacant migratory housing units. For minimum base for derived figures (percent, average, etc.) and meaning of symbols, see text]

Blocks Within Block Numbering Areas or Census Tracts	Total population	Percent of total population				Year-round housing units				Occupied housing units													
								Units in—		Owner					Renter					1.01 or more persons per room				
		Negro	In group quarters	Under 18 years	62 years and over	Total	Lacking some or all plumbing facilities	One-unit structures	Structures of 10 or more units	Total	Lacking some or all plumbing facilities	Average number of rooms	Average value (dollars)	Percent Negro	Total	Lacking some or all plumbing facilities	Average number of rooms	Average contract rent (dollars)	Percent Negro	Total	With all plumbing facilities	One-person households	With female head of family	With roomers, boarders, or lodgers
331	31	100	-	29	16	10	-	9	-	7	-	4.9	12300	100	3	...	...	...	...	1	1	1	1	-
332	53	96	-	43	21	16	1	14	-	11	1	5.2	9000	91	4	...	...	...	...	3	3	2	3	-
333	58	98	-	38	12	22	3	17	-	11	1	4.7	7800	91	9	2	3.1	37	100	4	4	6	2	2
334	66	100	-	42	11	23	3	16	-	7	1	4.3	9800	100	15	2	3.2	36	100	6	5	6	6	-
335	141	100	-	30	13	46	4	40	-	22	-	4.8	10500	100	21	4	4.0	41	100	6	5	5	13	3
336	47	100	-	32	21	17	3	15	-	8	-	6.0	8700	100	9	3	3.8	47	100	3	1	3	3	-
337	59	100	-	44	14	17	1	12	-	6	-	4.7	7900	100	10	-	3.2	42	100	6	6	1	2	1
338	73	100	-	40	10	24	4	20	-	12	1	4.8	11400	100	11	3	3.8	43	100	5	4	6	4	-
339	35	100	-	31	34	15	2	12	-	7	-	5.4	11800	100	7	2	3.4	36	100	1	-	4	3	-
340	91	100	-	41	13	28	2	23	-	9	-	4.9	6400	100	19	2	3.5	42	100	7	7	7	6	-
103	3813	5	-	30	13	1325	21	1043	1	885	6	6.2	22600	3	415	12	4.3	57	7	57	55	162	118	20
104	38	13	-	34	16	12	-	12	-	6	-	5.8	9600	17	6	-	5.3	59	-	2	2	3	-	-
105	35	3	-	29	11	12	1	9	-	4	...	...	...	...	8	1	4.4	50	13	-	-	2	-	-
106	21	5	-	19	14	10	-	9	-	6	-	5.8	8800	-	3	...	...	...	...	1	1	1	-	-
107	26	-	-	15	19	12	-	11	-	11	-	5.2	10200	-	1	...	...	...	-	-	-	3	1	-
108	121	100	11	35	16	39	10	26	-	17	2	5.9	9300	100	19	5	3.6	37	100	5	4	6	10	8
109#	26	-	-	19	8	12	-	9	-	5	-	6.0	10800	-	6	-	4.0	53	-	-	-	2	2	-
110	26	-	-	31	27	9	-	9	-	5	-	5.4	12300	-	4	...	...	...	-	-	-	-	1	-
111	99	-	-	18	15	42	-	35	-	29	-	5.2	11100	-	13	-	4.7	67	-	1	1	7	2	-
112	73	-	-	25	7	24	-	23	-	21	-	5.4	15200	-	3	...	...	...	-	-	-	-	-	-
113	86	-	-	34	7	27	-	27	-	24	-	6.1	20400	-	1	...	...	...	-	2	2	5	2	-
114	72	-	-	39	4	20	-	20	-	19	-	5.9	21600	-	1	...	...	...	-	-	-	-	-	-
115	49	-	-	37	12	14	-	14	-	13	-	5.5	19000	-	1	...	...	...	-	1	1	2	1	-
116	66	-	-	32	2	20	-	20	-	20	-	5.7	19700	-	-	-	-	-	-	2	2	1	-	-
117	40	-	-	15	5	17	-	17	-	15	-	5.5	14900	-	1	...	...	...	-	-	-	-	2	-
118	67	-	-	27	6	23	-	23	-	17	-	5.3	14000	-	6	-	4.2	70	-	1	1	1	1	-
119	68	-	-	31	9	22	1	20	-	14	1	5.1	12100	-	8	-	4.4	76	-	1	1	-	1	-
120	52	-	-	15	21	23	-	20	-	10	-	4.7	9000	-	12	-	4.6	72	-	-	-	3	4	2
121	85	60	-	33	13	26	5	24	-	15	1	5.3	14400	53	11	4	3.5	50	55	4	3	2	4	2
122	32	-	-	28	3	11	-	11	-	10	-	5.1	18900	-	-	-	-	-	-	-	-	-	-	-
203	42	-	-	31	7	14	-	11	-	9	-	4.4	9300	-	4	...	...	...	-	1	1	-	-	-
204	309	-	-	36	24	112	-	5	1	1	...	...	...	-	111	-	4.2	43	-	13	13	32	21	-
205	69	-	-	54	12	22	-	3	-	1	...	...	...	-	20	-	4.4	52	-	2	2	5	9	-
206	22	-	-	36	18	7	1	6	-	5	-	5.4	11800	-	2	...	...	...	-	-	-	2	-	1
207	28	-	-	21	7	11	-	10	-	6	-	5.0	14600	-	5	-	4.4	81	-	-	-	2	-	-
208	35	-	-	37	11	11	-	7	-	8	-	5.0	11300	-	3	...	...	...	-	1	1	1	1	-
209	14	-	-	43	7	4	...	...	...	...	...	...	...	-	...	...	...	...	-	...	...	...	...	...
210	31	-	-	26	3	12	-	12	-	9	-	5.1	11500	-	2	...	...	...	-	-	-	1	1	-
211	46	-	-	30	7	14	-	12	-	11	-	5.3	10300	-	3	...	...	...	-	1	1	-	-	-
212	13	-	-	46	-	5	-	5	-	2	...	...	...	-	2	...	...	...	-	...	...	...	...	...
213	43	-	-	40	9	14	-	12	-	7	-	5.3	7300	-	7	-	4.1	66	-	1	1	2	2	-
214	47	-	-	32	15	16	-	12	-	9	-	5.7	11300	-	7	-	4.4	52	-	1	1	2	3	-
215	44	-	-	39	7	14	-	9	-	5	-	5.4	...	-	8	-	5.6	75	-	2	2	1	1	-
216	18	-	-	17	17	7	-	7	-	6	-	5.7	15200	-	1	...	...	...	-	-	-	-	-	-
217	91	-	-	29	9	29	1	21	-	19	1	5.1	11400	-	10	-	4.1	83	-	4	4	4	2	1
218	29	-	-	28	14	10	1	6	-	6	-	5.3	12100	-	4	...	...	...	-	-	-	2	-	-
219	21	-	-	43	19	8	-	8	-	7	-	5.7	9100	-	-	-	-	-	-	-	-	1	1	-
220	52	-	-	37	8	15	1	12	-	13	1	4.9	11200	-	2	...	...	...	-	-	-	1	-	-
221	85	-	-	33	8	27	-	25	-	21	-	5.0	14500	-	6	-	4.8	96	-	1	1	3	-	-
301	55	-	-	46	2	14	-	12	-	12	-	5.2	16600	-	2	...	...	...	-	-	-	-	-	-
302	103	-	-	40	1	30	-	28	-	26	-	5.2	15700	-	4	...	...	...	-	2	2	2	3	-
303	26	-	-	31	8	9	-	8	-	8	-	5.1	16200	-	1	...	...	...	-	-	-	2	-	-
304	80	-	-	40	16	22	-	5	-	-	-	-	-	-	22	-	4.8	52	-	3	3	2	8	-
305	43	-	-	19	42	21	-	-	-	-	-	-	-	-	21	-	3.6	43	-	-	-	7	3	-
306	39	-	-	15	39	20	-	-	-	-	-	-	-	-	20	-	3.6	52	-	-	-	7	3	1
307	70	-	-	41	10	22	-	6	-	1	...	...	...	-	21	-	4.2	51	-	1	1	3	7	-
309	22	-	-	5	23	9	-	9	-	9	-	6.3	20900	-	-	-	-	-	-	-	-	-	1	-
311	44	-	-	34	9	14	-	14	-	14	-	6.1	16000	-	-	-	-	-	-	-	-	-	1	-
312	60	-	-	32	5	20	-	20	-	18	-	5.4	16600	-	1	...	...	...	-	-	-	1	-	-
313	44	-	-	36	11	15	-	15	-	15	-	6.3	22300	-	-	-	-	-	-	-	-	-	2	-
314	41	-	-	37	7	13	-	13	-	12	-	6.4	28500	-	1	...	...	...	-	1	1	2	1	-
315	37	-	-	27	16	14	-	14	-	13	-	6.5	27500	-	-	-	-	-	-	-	-	1	1	-
316	120	-	-	38	6	35	-	35	-	34	-	6.4	26000	-	-	-	-	-	-	-	-	-	-	-
318	48	-	-	19	21	20	-	20	-	17	-	6.4	18600	-	2	...	...	...	-	-	-	2	1	1
319	2	...	...	...	...	1	...	...	...	...	...	...	...	...	...	...	...	...	...	...	...	...	...	...
320	49	-	-	31	4	16	-	16	-	14	-	6.8	25900	-	2	...	...	...	-	-	-	2	-	-
321	69	-	-	17	19	29	-	28	-	27	-	6.4	22400	-	1	...	...	...	-	-	-	2	-	1
322	36	-	-	17	33	16	-	16	-	16	-	6.7	19300	-	-	-	-	-	-	-	-	3	1	-
401	44	-	-	27	14	13	-	13	-	11	-	7.4	33900	-	2	...	...	...	-	-	-	1	-	-
402	38	-	-	21	24	14	-	14	-	14	-	7.1	34300	-	-	-	-	-	-	-	-	2	-	-
403	34	-	-	21	24	13	-	13	-	13	-	8.1	44800	-	-	-	-	-	-	-	-	2	-	-
404	25	-	-	24	20	10	-	10	-	9	-	7.7	38600	-	1	...	...	...	-	-	-	-	5	-
405	21	-	-	33	5	7	-	7	-	7	-	6.9	30700	-	-	-	-	-	-	-	-	-	1	-
406	17	-	-	35	24	5	-	5	-	5	-	7.2	39800	-	-	-	-	-	-	-	-	-	-	-
407	4	...	...	...	...	2	...	...	...	...	...	...	...	...	...	...	...	...	...	...	...	...	...	...
408	14	-	-	14	36	6	-	6	-	6	-	7.5	34800	-	-	-	-	-	-	-	-	2	1	1
409	22	-	-	9	23	10	-	10	-	10	-	6.7	22800	-	-	-	-	-	-	-	-	1	-	-
410	14	-	-	-	14	7	-	7	-	6	-	5.5	13800	-	-	-	-	-	-	-	-	-	2	1
411	59	-	-	22	2	20	-	20	-	18	-	6.6	25400	-	2	...	...	...	-	-	-	1	-	-
412	21	-	-	19	14	8	-	8	-	8	-	6.6	26300	-	-	-	-	-	-	-	-	1	-	-
413	25	-	-	44	-	6	-	6	-	6	-	6.2	35800	-	-	-	-	-	-	1	1	-	-	-
414	63	-	-	16	18	25	-	24	-	23	-	7.3	36000	-	2	...	...	...	-	-	-	2	1	-
415	18	-	-	17	17	8	-	8	-	8	-	8.0	48800	-	-	-	-	-	-	-	-	1	1	-
416	17	-	-	29	18	8	-	8	-	5	-	9.2	56500	-	2	...	...	...	-	-	-	2	-	-
417	19	-	-	16	26	8	-	8	-	6	-	8.2	51300	-	-	-	-	-	-	-	-	1	-	-
418	20	-	-	10	30	8	-	8	-	8	-	8.5	45900	-	-	-	-	-	-	-	-	-	-	-
419	26	-	-	19	31	10	-	10	-	10	-	7.8	44400	-	-	-	-	-	-	-	-	2	1	1
420	25	8	-	20	32	9	-	9	-	7	-	8.7	47900	-	2	...	...	...	...	2	2	-	-	-
422	24	-	-	25	25	10	-	10	-	9	-	8.4	48900	-	1	...	...	...	-	-	-	3	-	-

Characteristics of Housing Units and Population, by Blocks: 1970—Con.

[Data exclude vacant seasonal and vacant migratory housing units. For minimum base for derived figures (percent, average, etc.) and meaning of symbols, see text]

Blocks Within Block Numbering Areas or Census Tracts	Total population	Percent of total population: Negro	Percent of total population: In group quarters	Percent of total population: Under 18 years	Percent of total population: 62 years and over	Year-round housing units: Total	Year-round housing units: Lacking some or all plumbing facilities	Year-round housing units: Units in— One-unit structures	Year-round housing units: Units in— Structures of 10 or more units	Occupied housing units: Owner: Total	Owner: Lacking some or all plumbing facilities	Owner: Average number of rooms	Owner: Average value (dollars)	Owner: Percent Negro	Occupied housing units: Renter: Total	Renter: Lacking some or all plumbing facilities	Renter: Average number of rooms	Renter: Average contract rent (dollars)	Renter: Percent Negro	1.01 or more persons per room: Total	1.01 or more persons per room: With all plumbing facilities	One-person households	With female head of family	With roomers, boarders, or lodgers
423	17	–	–	29	–	7	–	7	–	7	–	8.6	39300	–	–	–	–	–	–	–	–	3	–	–
424	17	–	–	29	6	6	–	6	–	6	–	7.5	32300	–	–	–	–	–	–	–	–	–	–	–
426	120	–	–	34	9	38	–	38	–	37	–	8.3	50000	–	1	...	...	...	–	–	–	3	2	–
104	5285	32	–	27	18	2121	85	1527	33	873	11	5.9	13500	23	1149	69	4.0	54	32	160	142	490	249	47
102	15	–	–	33	13	5	–	5	–	4	...	...	...	–	1	...	...	...	–	1	1	1	–	–
103	13	–	–	15	8	4	...	...	...	...	...	...	...	–	...	...	...	...	–	...	...	...	...	...
104	9	–	–	11	44	4	...	...	...	...	...	...	...	–	...	...	...	...	–	...	...	...	...	...
105	79	3	–	23	23	32	3	28	–	11	1	4.9	6200	9	21	2	4.0	50	–	2	2	8	2	–
107	26	–	–	23	8	11	–	7	–	2	...	...	...	–	8	–	4.5	53	–	1	1	3	–	1
108	29	–	–	24	3	11	1	11	–	5	–	5.4	7200	–	6	1	4.7	53	–	–	–	2	–	–
109	19	–	–	11	47	9	–	9	–	4	...	...	...	–	4	...	...	...	–	–	–	2	1	–
110	98	–	–	32	16	32	–	27	–	18	–	6.2	11700	–	13	–	4.9	56	–	–	–	5	–	–
111	43	–	–	30	26	16	–	13	–	12	–	8.1	17000	–	4	...	...	...	–	–	–	6	1	–
112	18	–	–	6	61	9	–	3	–	–	–	–	–	–	9	–	4.6	63	–	–	–	2	–	–
113	81	–	–	30	11	29	2	25	–	13	1	6.5	12800	–	14	1	4.4	58	–	2	2	3	1	–
114	32	–	–	19	34	13	–	12	–	9	–	5.4	7300	–	4	...	...	...	–	1	1	3	2	–
115	32	–	–	16	44	14	–	11	–	11	–	5.5	8000	–	3	...	...	...	–	–	–	4	–	1
116	87	–	–	21	14	33	–	11	–	9	–	5.7	13800	–	24	–	4.5	63	–	1	1	1	7	–
117	70	–	–	34	7	23	–	14	–	7	–	6.1	13900	–	15	–	4.7	61	–	1	1	1	3	–
118	27	–	–	37	15	9	–	9	–	8	–	8.3	27300	–	1	...	...	...	–	–	–	2	1	–
119	26	–	–	27	27	10	–	10	–	9	–	8.2	29900	–	1	...	...	...	–	–	–	2	–	–
121	11	–	–	18	27	6	–	6	–	6	–	5.0	12900	–	–	–	–	–	–	–	–	3	–	–
122	12	–	–	42	8	4	...	...	...	...	...	...	...	–	...	...	...	...	–	...	...	...	...	...
123	21	–	–	19	24	8	–	8	–	8	–	6.6	18600	–	–	–	–	–	–	–	–	1	–	–
124	46	–	–	11	22	26	–	10	–	10	–	4.9	10300	–	16	–	3.5	52	–	–	–	10	1	–
125	54	–	–	30	7	21	2	16	–	9	1	5.6	11900	–	12	1	4.5	49	–	1	1	6	–	–
126	32	–	–	28	22	12	1	8	–	4	...	...	...	–	8	1	4.3	52	–	–	–	2	–	–
127	27	–	–	22	11	10	–	9	–	7	–	5.4	9100	–	3	...	...	...	–	–	–	2	1	–
130	1	...	...	...	...	2	...	...	...	...	...	...	...	...	...	...	...	...	...	...	...	...	...	...
131	19	–	–	21	32	7	–	7	–	2	...	...	...	–	5	–	5.0	53	–	–	–	1	1	–
133	35	100	–	11	29	22	7	10	–	2	...	...	...	...	20	7	2.4	29	100	2	1	13	4	–
134	63	100	–	19	29	30	3	14	–	4	...	...	...	...	22	3	3.0	36	100	3	3	7	6	1
135	135	99	–	43	9	37	6	19	–	10	–	5.0	6200	90	27	6	3.2	41	100	13	11	9	14	1
136	180	100	–	28	19	69	11	41	–	24	–	4.5	8300	100	43	10	3.0	43	100	14	10	18	18	3
137	23	100	–	30	13	8	–	8	–	5	–	5.2	...	100	3	...	...	...	...	1	1	3	1	–
138	61	100	–	39	13	19	–	7	–	3	...	...	...	...	16	–	2.9	41	100	7	7	2	4	3
139	65	100	–	26	23	25	3	18	–	16	2	5.1	8700	100	9	1	3.3	37	100	2	1	5	4	1
140	84	100	–	44	14	26	–	22	–	15	–	4.8	7000	100	11	–	4.0	46	100	5	5	6	8	1
141	119	100	–	50	13	33	1	21	–	10	–	5.8	15700	100	22	1	4.0	49	100	9	9	5	11	1
142	80	91	–	35	13	33	1	15	–	9	–	5.2	6400	89	21	–	3.0	41	86	5	5	7	10	2
143	33	55	–	33	27	10	–	10	–	6	–	7.0	8300	67	4	...	...	...	...	1	1	–	2	–
201	23	13	–	–	44	14	–	6	–	7	–	5.3	7300	–	6	–	4.0	60	33	–	–	3	3	–
202	49	55	–	31	12	18	–	13	–	5	–	5.8	9300	40	11	–	4.5	49	73	3	3	5	4	1
203	91	66	–	34	17	41	4	13	16	3	...	...	...	...	37	4	3.7	85	51	5	3	19	4	–
204	56	54	–	18	27	27	1	13	–	9	1	5.4	8400	67	16	–	4.2	60	25	2	2	8	3	1
205	22	68	–	–	23	11	–	9	–	6	–	5.8	11300	33	3	...	...	...	...	–	–	2	1	3
206	37	41	–	30	3	16	–	6	–	2	...	...	...	...	14	–	4.1	44	57	1	1	4	2	1
207	45	24	–	31	16	16	–	16	–	13	–	6.6	14600	31	2	...	...	...	...	1	1	4	1	1
208	31	–	–	39	13	11	–	11	–	8	–	7.3	21900	–	3	...	...	...	–	–	–	2	1	–
209	34	–	–	21	29	13	–	13	–	10	–	6.6	18300	–	3	...	...	...	–	–	–	3	3	–
210	27	–	–	19	33	10	–	10	–	8	–	6.4	18900	–	2	...	...	...	–	–	–	1	–	–
211	32	–	–	22	41	13	–	13	–	9	–	6.3	16000	–	3	...	...	...	–	–	–	1	–	–
214	33	–	–	27	12	14	1	13	–	9	–	6.4	17200	–	5	1	4.8	...	–	–	–	5	1	–
215	22	–	–	23	27	10	1	9	–	7	1	5.7	18100	–	2	...	...	...	–	–	–	3	1	–
216	32	–	–	9	50	23	–	3	14	3	...	...	...	–	19	–	4.2	96	–	–	–	15	2	–
217	31	–	–	29	19	12	–	12	–	9	–	6.2	21900	–	2	...	...	...	–	–	–	3	–	–
218	9	–	–	–	44	6	1	5	–	4	...	...	...	–	2	...	...	...	–	–	–	3	2	–
219	53	–	–	26	15	21	–	16	–	12	–	7.2	16400	–	8	–	4.8	61	–	–	–	3	1	–
220	62	–	–	15	37	32	–	19	–	17	–	5.6	10300	–	13	–	3.7	57	–	–	–	13	2	1
221	83	–	–	29	15	29	–	21	–	17	–	7.0	14500	–	10	–	4.2	49	–	3	3	3	3	–
222	56	–	–	9	46	33	–	16	–	15	–	5.8	16500	–	15	–	5.0	67	–	–	–	12	3	–
223	63	–	–	29	11	27	–	15	–	14	–	8.1	19600	–	8	–	4.9	58	–	–	–	6	3	–
224	40	–	–	13	38	17	–	14	–	9	–	6.6	13600	–	8	–	5.1	77	–	–	–	5	1	–
225	71	–	–	32	14	27	–	11	–	8	–	5.1	10400	–	19	–	3.9	49	–	3	3	7	2	1
226	53	–	–	28	30	20	–	20	–	13	–	6.1	11200	–	6	–	5.3	73	–	1	1	1	2	–
227	58	–	–	28	19	26	–	15	–	13	–	6.8	12500	–	9	–	4.1	49	–	–	–	1	5	–
228	28	–	–	32	25	9	–	7	–	7	–	8.6	26400	–	1	...	...	...	–	–	–	–	1	1
229	38	–	–	40	32	17	–	6	–	7	–	6.6	17800	–	9	–	4.6	74	–	–	–	9	2	1
230	40	–	–	15	35	25	2	13	–	16	1	5.6	12400	–	5	1	3.4	43	–	–	–	10	–	1
231	36	–	–	25	17	16	–	5	–	4	...	...	...	–	11	–	3.9	56	–	1	1	4	2	–
232	14	–	–	14	14	6	3	3	–	2	...	...	...	–	4	...	...	...	–	–	–	2	–	–
233	25	–	–	28	16	10	1	8	–	7	1	6.0	12500	–	3	...	...	...	–	–	–	4	1	–
234	11	–	–	–	27	5	–	5	–	3	...	...	...	–	2	...	...	...	–	–	–	–	1	–
237	49	–	–	10	51	26	–	19	–	15	–	5.6	11800	–	11	–	3.9	62	–	–	–	9	2	–
238	19	–	–	37	16	7	–	6	–	4	...	...	...	–	3	...	...	...	–	–	–	2	2	–
239	13	–	–	15	15	7	–	5	–	6	–	5.8	14500	–	1	...	...	...	–	–	–	3	–	1
240	17	–	–	35	–	5	–	5	–	5	–	5.6	20300	–	–	–	–	–	–	–	–	–	–	–
241	10	–	–	50	–	3	...	...	...	...	...	...	...	–	...	...	...	...	–	...	...	...	...	...
242	11	–	–	18	27	4	...	...	...	...	...	...	...	–	...	...	...	...	–	...	...	...	...	...
301	8	–	–	38	–	2	...	...	...	...	...	...	...	–	...	...	...	...	–	...	...	...	...	...
305	19	–	–	16	11	8	–	8	–	8	–	5.9	17100	–	–	–	–	–	–	–	–	–	–	–
306	4	...	...	...	...	2	...	...	...	...	...	...	...	...	...	...	...	...	...	...	...	...	...	...
307	45	–	–	31	29	19	–	19	–	16	–	6.2	15000	–	2	...	...	...	–	–	–	6	–	–
308	26	–	–	19	35	12	–	12	–	10	–	6.3	18600	–	2	...	...	...	–	–	–	2	3	–
309	33	–	–	9	42	16	–	16	–	11	–	5.6	14100	–	5	–	5.2	101	–	–	–	2	–	–
310	25	–	–	16	28	11	–	11	–	7	–	6.1	14100	–	3	...	...	...	–	–	–	–	2	–
311	58	59	–	19	35	26	1	18	–	12	1	5.3	10400	75	13	–	3.8	59	39	–	–	8	4	–
312	41	100	–	51	12	12	–	10	–	3	...	...	...	...	9	–	3.7	43	100	2	2	3	3	1

Characteristics of Housing Units and Population, by Blocks: 1970—Con.

[Data exclude vacant seasonal and vacant migratory housing units. For minimum base for derived figures (percent, average, etc.) and meaning of symbols, see text]

Blocks Within Block Numbering Areas or Census Tracts	Total population	Percent of total population: Negro	Percent of total population: In group quarters	Percent of total population: Under 18 years	Percent of total population: 62 years and over	Year-round housing units: Total	Year-round housing units: Lacking some or all plumbing facilities	Year-round housing units: Units in — One-unit structures	Year-round housing units: Units in — Structures of 10 or more units	Occupied housing units: Owner: Total	Owner: Lacking some or all plumbing facilities	Owner: Average number of rooms	Owner: Average value (dollars)	Owner: Percent Negro	Renter: Total	Renter: Lacking some or all plumbing facilities	Renter: Average number of rooms	Renter: Average contract rent (dollars)	Renter: Percent Negro	1.01 or more persons per room: Total	1.01 or more persons per room: With all plumbing facilities	One-person households	With female head of family	With roomers, boarders, or lodgers
313	42	100	-	24	21	14	-	12	-	10	-	5.0	9000	100	4	...	...	...	...	2	2	3	1	3
314	51	100	-	33	20	16	-	12	-	11	-	4.3	10000	100	5	-	5.2	61	100	3	3	1	7	-
315	27	100	-	11	37	11	-	9	-	8	-	5.8	7800	100	3	...	...	...	...	-	-	1	3	1
316	39	100	-	28	8	13	-	10	-	6	-	6.0	16000	100	7	-	3.7	41	100	2	2	3	1	-
317	37	30	-	30	11	14	-	14	-	9	-	5.1	11800	22	2	...	...	...	...	2	2	-	-	-
318	42	-	-	29	17	18	-	13	-	11	-	5.2	14300	-	6	-	4.0	92	-	-	-	3	3	-
319	28	-	-	25	4	10	-	10	-	6	-	5.8	18100	-	3	...	...	...	-	-	-	2	-	-
320	116	-	-	14	20	63	-	52	1	19	-	6.1	18700	-	42	-	4.0	66	-	-	-	28	2	-
321	131	-	-	15	10	68	-	46	2	-	-	-	-	-	65	-	3.9	65	-	-	-	21	3	2
322	47	-	-	13	4	25	-	19	-	-	-	-	-	-	25	-	3.9	65	-	-	-	10	-	-
323	77	-	-	33	4	24	-	22	-	19	-	5.9	19200	-	5	-	4.8	95	-	1	1	1	1	-
324	40	-	-	28	3	15	-	15	-	13	-	5.7	19300	-	2	...	...	...	-	-	-	2	-	-
325	61	-	-	41	2	18	-	18	-	15	-	5.8	18400	-	2	...	...	...	-	-	-	1	1	-
326	321	59	3	32	8	141	7	115	-	26	-	5.0	12900	81	94	6	3.7	51	44	21	19	31	18	5
327	58	100	-	28	14	21	2	13	-	6	-	5.0	9500	100	15	2	3.1	37	100	3	2	2	2	2
328	63	100	-	38	11	23	5	7	-	3	...	...	...	...	19	5	2.1	35	100	9	7	5	4	-
329	84	100	11	46	8	21	6	12	-	4	...	...	...	...	15	4	3.2	38	100	9	7	3	5	-
330	19	100	-	11	26	9	-	4	-	-	-	-	-	-	9	-	3.0	35	100	-	-	1	1	1
333	69	-	-	35	13	25	-	21	-	2	...	...	...	-	22	-	3.7	32	-	3	3	3	5	1
334#	95	-	-	19	24	39	3	39	-	-	-	-	-	-	39	3	4.0	30	-	2	2	8	2	-
335	28	-	-	18	14	11	1	9	-	-	-	-	-	-	11	1	4.5	30	-	1	1	4	-	-
336	23	-	-	17	4	10	-	7	-	7	-	5.4	12300	-	3	...	...	...	-	-	-	3	-	-
337	30	-	-	17	40	14	-	8	-	5	-	5.8	10800	-	9	-	4.0	45	-	-	-	4	-	-
338	30	-	-	33	10	10	-	10	-	8	-	5.1	7800	-	2	...	...	...	-	1	1	2	2	-
339	40	-	-	30	15	16	-	16	-	10	-	5.4	8700	-	4	...	...	...	-	-	-	2	4	-
340	171	-	-	30	11	57	3	51	-	12	-	5.4	9100	-	42	3	4.7	38	-	5	4	1	8	3
341#	28	-	-	25	11	8	2	8	-	-	-	-	-	-	8	2	3.8	31	-	2	2	-	-	-
105	4478	-	-	39	5	1355	22	1212	11	1030	1	6.5	24600	-	287	17	4.6	96	-	24	23	93	47	16
101	144	-	-	35	7	47	6	45	-	19	-	4.9	8200	-	27	5	4.2	47	-	4	4	7	3	-
102	9	-	-	56	-	2	...	...	...	...	...	...	...	-	...	...	...	...	-	...	...	...	...	...
103	25	-	-	32	20	11	2	9	-	-	-	-	-	-	9	2	4.2	43	-	1	1	3	1	-
104	33	-	30	15	24	9	-	6	-	5	-	4.6	...	-	3	...	...	...	-	-	-	-	-	-
105	18	-	-	22	39	8	1	8	-	4	...	...	...	-	3	...	...	...	-	1	1	3	-	-
106	26	-	-	27	23	10	2	10	-	4	...	...	...	-	5	1	5.6	43	-	-	-	2	1	-
107	17	-	-	24	24	6	-	6	-	4	...	...	...	-	1	...	...	...	-	1	1	-	-	1
108	34	3	-	27	9	9	-	9	-	2	...	...	...	...	7	-	5.6	51	-	1	1	-	-	-
110	30	-	-	30	13	12	3	12	-	4	...	...	...	-	5	1	4.6	...	-	1	1	1	2	-
111	17	-	-	47	6	4	...	...	...	...	...	...	...	-	...	...	...	...	-	...	...	...	...	...
112	159	-	-	29	9	55	3	52	-	31	-	5.0	8900	-	23	3	4.4	53	-	2	2	6	2	1
113	13	-	-	8	39	7	3	7	-	4	...	...	...	-	3	...	...	...	-	-	-	2	-	-
115	30	-	-	27	10	10	-	10	-	6	-	6.3	18500	-	4	...	...	...	-	-	-	1	-	-
116	84	-	-	30	7	31	-	14	9	10	-	6.1	17100	-	19	-	4.2	105	-	-	-	2	1	2
117	47	-	-	36	15	16	-	14	-	13	-	6.8	18600	-	2	...	...	...	-	1	1	3	2	2
118	34	-	-	18	21	15	-	15	-	14	-	5.9	16400	-	1	...	...	...	-	-	-	3	-	-
119	54	-	-	33	7	18	-	16	-	15	-	6.1	20400	-	3	...	...	...	-	-	-	2	1	-
120	50	-	-	28	16	15	-	15	-	13	-	6.4	17900	-	2	...	...	...	-	-	-	-	1	-
121	42	-	-	36	5	12	-	12	-	12	-	6.1	21000	-	-	-	-	-	-	-	-	1	-	-
122	34	-	-	29	3	11	-	11	-	10	-	5.9	16300	-	1	...	...	...	-	-	-	-	1	-
123	56	-	-	46	-	14	-	14	-	14	-	5.9	22400	-	-	-	-	-	-	-	-	-	1	-
124	88	-	-	31	5	27	-	27	-	25	-	5.9	18900	-	2	...	...	...	-	-	-	2	-	-
125	41	-	-	32	12	14	-	13	-	11	-	5.6	15700	-	3	...	...	...	-	1	1	1	-	-
126	85	-	-	31	17	28	-	28	-	25	-	6.8	26600	-	3	...	...	...	-	-	-	1	-	-
127	2	...	...	...	...	1	...	...	...	...	...	...	...	...	...	...	...	...	...	...	...	...	...	...
128	32	-	-	31	-	10	-	10	-	9	-	7.1	35600	-	1	...	...	...	-	-	-	-	2	-
129	9	-	-	33	-	4	...	...	...	...	...	...	...	-	...	...	...	...	-	...	...	...	...	...
131	2	...	...	...	...	1	...	...	...	...	...	...	...	...	...	...	...	...	...	...	...	...	...	...
201	139	-	-	40	3	39	-	38	-	35	-	5.8	19500	-	4	...	...	...	-	-	-	1	1	-
202	46	-	-	39	-	14	-	14	-	13	-	6.4	26000	-	1	...	...	...	-	-	-	-	-	-
203	61	-	-	41	8	18	-	18	-	16	-	5.6	21100	-	2	...	...	...	-	-	-	1	1	-
204	43	-	-	40	-	14	-	14	-	13	-	5.5	17200	-	-	-	-	-	-	-	-	-	-	-
205#	64	-	-	39	3	19	-	19	-	14	-	5.6	18700	-	5	-	5.6	112	-	-	-	-	2	-
206	40	-	-	50	3	9	-	9	-	8	-	6.6	25300	-	1	...	...	...	-	-	-	-	-	-
207	83	-	-	57	-	18	-	18	-	18	-	7.0	27800	-	-	-	-	-	-	-	-	-	-	-
208	110	-	-	47	2	27	-	27	-	26	-	6.8	27900	-	1	...	...	...	-	-	-	-	-	-
209	46	-	-	48	-	12	-	12	-	11	-	6.5	23000	-	1	...	...	...	-	1	1	-	-	-
210	45	-	-	47	-	12	-	12	-	12	-	6.7	25300	-	-	-	-	-	-	-	-	-	-	-
211	23	-	-	48	-	6	-	6	-	5	-	6.6	27000	-	1	...	...	...	-	-	-	-	-	-
212	21	-	-	52	-	5	-	5	-	5	-	5.4	21800	-	-	-	-	-	-	-	-	-	-	-
213	30	-	-	53	-	7	-	7	-	6	-	5.7	19800	-	1	...	...	...	-	1	1	-	1	-
214	41	-	-	37	2	12	-	11	-	12	-	5.8	18600	-	-	-	-	-	-	-	-	1	-	1
215	34	-	-	27	9	12	-	12	-	12	-	5.8	21000	-	-	-	-	-	-	-	-	1	-	-
216	53	2	-	47	4	14	-	14	-	14	-	5.7	21600	-	-	-	-	-	-	-	-	-	-	-
217	67	-	-	45	5	19	-	19	-	17	-	6.1	24700	-	1	...	...	...	-	1	1	1	-	-
218	45	-	-	51	-	11	-	11	-	11	-	7.1	29500	-	-	-	-	-	-	-	-	-	-	-
219	58	-	-	48	7	14	-	14	-	14	-	6.9	27100	-	-	-	-	-	-	-	-	-	-	1
220	50	-	-	54	-	11	-	11	-	11	-	6.5	22500	-	-	-	-	-	-	-	-	-	-	-
221	80	-	-	44	1	24	-	24	-	21	-	5.7	15400	-	2	...	...	...	-	-	-	1	2	-
222	45	-	-	47	2	12	-	12	-	10	-	6.6	21900	-	2	...	...	...	-	1	1	1	-	-
224	31	-	-	32	7	10	-	10	-	10	-	6.1	23000	-	-	-	-	-	-	-	-	1	1	-
225	11	-	-	27	27	4	...	...	...	...	...	...	...	-	...	...	...	...	-	...	...	...	...	...
227	30	-	-	23	20	11	-	9	-	7	-	5.7	19200	-	4	...	...	...	-	-	-	1	1	-
228	53	-	-	23	6	19	-	17	-	16	-	6.1	18400	-	3	...	...	...	-	-	-	3	2	-
229	85	-	-	33	9	31	-	29	-	23	-	6.1	17200	-	8	-	4.9	96	-	-	-	7	1	-
230	56	-	-	27	5	20	-	13	1	12	-	6.2	18100	-	8	-	4.6	126	-	-	-	1	-	2
231	3	...	...	...	...	1	...	...	...	...	...	...	...	...	...	...	...	...	...	...	...	...	...	...
232	28	-	-	21	-	13	-	3	-	1	...	...	...	-	11	-	4.0	104	-	-	-	1	1	-
233	60	-	-	23	5	23	-	19	-	12	-	6.8	24600	-	10	-	5.6	72	-	2	2	3	1	-
235	114	-	-	19	2	60	-	8	1	2	...	...	...	-	55	-	4.0	131	-	-	-	15	6	-
301	38	-	-	40	-	11	-	11	-	9	-	6.7	23900	-	2	...	...	...	-	-	-	-	-	-

Characteristics of Housing Units and Population, by Blocks: 1970—Con.

[Data exclude vacant seasonal and vacant migratory housing units. For minimum base for derived figures (percent, average, etc.) and meaning of symbols, see text]

Blocks Within Block Numbering Areas or Census Tracts	Total population	Percent of total population				Year-round housing units				Occupied housing units													
								Units in—		Owner					Renter					1.01 or more persons per room				
	Total population	Negro	In group quarters	Under 18 years	62 years and over	Total	Lacking some or all plumbing facilities	One-unit structures	Structures of 10 or more units	Total	Lacking some or all plumbing facilities	Average number of rooms	Average value (dollars)	Percent Negro	Total	Lacking some or all plumbing facilities	Average number of rooms	Average contract rent (dollars)	Percent Negro	Total	With all plumbing facilities	One-person households	With female head of family	With roomers, boarders, or lodgers
302	43	-	-	47	-	11	1	11	-	10	-	5.9	18100	-	1	...	...	...	-	1	-	2	-	-
303	78	-	-	39	-	23	-	23	-	20	-	5.7	20800	-	2	...	...	...	-	1	1	-	-	2
304	61	-	-	46	-	17	-	17	-	15	-	6.2	21800	-	1	...	...	...	-	-	-	-	-	-
305	55	-	-	47	4	14	-	14	-	14	-	6.9	27400	-	-	-	-	-	-	-	-	1	-	-
306	38	-	-	50	3	9	-	9	-	9	-	7.2	28200	-	-	-	-	-	-	-	-	-	-	-
307	8	-	-	38	-	3	...	...	...	...	...	...	...	-	...	...	...	...	-	...	...	...	...	...
308	13	-	-	39	-	4	...	...	...	...	...	...	...	-	...	...	...	...	-	...	...	...	...	...
309	40	-	-	45	3	9	-	9	-	9	-	8.3	38900	-	-	-	-	-	-	-	-	-	-	-
310	26	-	-	27	4	8	-	8	-	7	-	6.9	32500	-	-	-	-	-	-	-	-	-	-	1
311	36	-	-	33	6	10	-	10	-	10	-	7.3	30300	-	-	-	-	-	-	-	-	-	1	-
312	33	-	-	39	6	10	-	10	-	10	-	5.6	25100	-	-	-	-	-	-	-	-	1	-	-
313	50	-	-	42	6	14	-	13	-	14	-	6.8	30700	-	-	-	-	-	-	-	-	1	-	-
314	23	-	-	35	-	9	-	9	-	8	-	6.4	22300	-	-	-	-	-	-	-	-	2	-	-
315	39	-	-	39	10	12	-	12	-	11	-	6.3	23200	-	-	-	-	-	-	1	1	-	-	-
316	28	-	-	36	-	8	-	8	-	8	-	6.5	27200	-	-	-	-	-	-	-	-	-	-	-
317	30	-	-	57	-	6	-	6	-	6	-	7.5	31000	-	-	-	-	-	-	-	-	-	-	-
318	57	-	-	47	-	16	-	16	-	15	-	6.5	27500	-	-	-	-	-	-	-	-	-	1	-
319	170	-	-	48	1	43	-	43	-	43	-	6.9	29900	-	-	-	-	-	-	-	-	1	-	-
321	26	-	-	58	-	5	-	5	-	5	-	9.2	53000	-	-	-	-	-	-	-	-	-	-	-
324	7	-	-	43	-	2	...	...	...	...	...	...	...	-	...	...	...	...	-	...	...	...	...	...
325	45	-	-	53	2	10	-	10	-	10	-	7.8	36300	-	-	-	-	-	-	-	-	-	-	-
326	9	-	-	56	-	2	...	...	...	...	...	...	...	-	...	...	...	...	-	...	...	...	...	...
401	56	-	-	54	-	12	-	12	-	12	-	8.3	47300	-	-	-	-	-	-	-	-	-	1	-
402	56	-	-	46	-	13	-	13	-	13	-	6.3	26000	-	-	-	-	-	-	1	1	-	-	-
403	28	-	-	50	-	7	-	7	-	6	-	6.7	28100	-	1	...	...	...	-	-	-	-	-	-
404	33	-	-	36	9	8	-	8	-	8	-	8.4	36300	-	-	-	-	-	-	-	-	-	1	-
405	29	-	-	52	-	6	-	6	-	6	-	8.8	41300	-	-	-	-	-	-	-	-	-	-	-
406	31	-	-	39	7	8	-	8	-	8	-	8.1	40600	-	-	-	-	-	-	-	-	-	-	-
407	28	-	-	54	11	6	-	6	-	6	-	8.7	54200	-	-	-	-	-	-	-	-	-	-	-
408	28	-	-	43	-	7	-	7	-	7	-	7.6	38900	-	-	-	-	-	-	-	-	-	-	-
409	40	-	-	45	3	10	-	10	-	10	-	8.7	43000	-	-	-	-	-	-	-	-	-	1	-
410	38	-	-	50	3	9	-	9	-	9	-	7.9	36900	-	-	-	-	-	-	-	-	-	-	-
411	22	-	-	46	-	6	-	6	-	6	-	7.3	38300	-	-	-	-	-	-	-	-	-	-	-
412	28	-	-	39	7	8	-	8	-	8	-	7.6	40000	-	-	-	-	-	-	-	-	-	-	-
413	23	-	-	48	-	6	-	6	-	6	-	7.8	36300	-	-	-	-	-	-	-	-	-	-	-
414	7	-	-	43	-	2	...	...	...	...	...	...	...	-	...	...	...	...	-	...	...	...	...	...
415	-	-	-	-	-	1	...	...	...	...	...	...	...	-	...	...	...	...	-	...	...	...	...	...
416	24	-	-	54	-	6	-	6	-	6	-	9.2	51300	-	-	-	-	-	-	-	-	-	1	-
417	4	...	...	...	...	1	...	...	...	...	...	...	...	...	...	...	...	...	...	...	...	...	...	...
418	22	-	-	55	-	5	-	5	-	5	-	8.6	47000	-	-	-	-	-	-	-	-	-	-	-
419	25	-	-	44	-	7	-	7	-	7	-	8.3	39600	-	-	-	-	-	-	-	-	-	-	-
420	27	-	-	44	-	9	-	8	-	6	-	7.7	38300	-	1	...	...	...	-	-	-	-	-	-
421	8	-	-	50	-	2	...	...	...	...	...	...	...	-	...	...	...	...	-	...	...	...	...	...
422	14	-	-	57	-	5	-	5	-	3	...	...	...	-	-	-	-	-	-	...	...	...	...	...
427	44	-	-	14	-	27	-	1	-	-	-	-	-	-	23	-	4.0	135	-	-	-	5	2	3
106	201	15	-	33	6	77	4	25	1	56	-	4.2	17700	-	18	3	4.3	59	22	9	6	22	-	-
102	12	83	-	67	-	2	...	...	...	...	...	...	...	...	...	...	...	...	...	...	...	...	...	...
103	37	-	-	27	5	16	-	1	-	15	-	3.8	...	-	1	...	...	...	-	1	1	7	-	-
104	9	-	-	22	-	4	...	...	...	...	...	...	...	-	...	...	...	...	-	...	...	...	...	...
105	4	...	...	...	...	2	...	...	...	...	...	...	...	...	...	...	...	...	...	...	...	...	...	...
106	3	...	...	...	...	2	...	...	...	...	...	...	...	...	...	...	...	...	...	...	...	...	...	...
107	114	5	-	32	8	46	2	14	1	31	-	4.3	...	-	12	1	4.2	73	8	5	4	11	-	-
108	2	...	...	...	...	2	...	...	...	...	...	...	...	...	...	...	...	...	...	...	...	...	...	...
110	11	100	-	55	-	1	...	...	...	...	...	...	...	...	...	...	...	...	...	...	...	...	...	...
112	6	-	-	50	-	1	...	...	...	...	...	...	...	-	...	...	...	...	-	...	...	...	...	...
113	3	...	...	...	...	1	...	...	...	...	...	...	...	...	...	...	...	...	...	...	...	...	...	...

Characteristics of Housing Units and Population, by Blocks: 1970—Con.

[Data exclude vacant seasonal and vacant migratory housing units. For minimum base for derived figures (percent, average, etc.) and meaning of symbols, see text]

Blocks Within Block Numbering Areas or Census Tracts	Total population	Percent of total population: Negro	Percent of total population: In group quarters	Percent of total population: Under 18 years	Percent of total population: 62 years and over	Year-round housing units: Total	Year-round housing units: Lacking some or all plumbing facilities	Year-round housing units: Units in—One-unit structures	Year-round housing units: Units in—Structures of 10 or more units	Occupied housing units: Owner: Total	Owner: Lacking some or all plumbing facilities	Owner: Average number of rooms	Owner: Average value (dollars)	Owner: Percent Negro	Occupied housing units: Renter: Total	Renter: Lacking some or all plumbing facilities	Renter: Average number of rooms	Renter: Average contract rent (dollars)	Renter: Percent Negro	Occupied housing units: 1.01 or more persons per room: Total	1.01 or more persons per room: With all plumbing facilities	One-person households	With female head of family	With roomers, boarders, or lodgers
CITY	19996	23	1	33	13	6882	582	5873	69	3953	157	5.8	14900	13	2448	346	4.4	56	31	596	492	1090	785	130
1	5145	2	–	34	11	1743	19	1533	30	1270	5	6.3	21000	–	399	10	4.7	76	4	57	54	238	131	18
102	2	...	...	...	...	1	...	...	...	...	...	...	...	...	...	...	...	...	...	...	...	...	...	...
109	86	–	–	44	5	23	–	23	–	20	–	5.9	23300	–	3	...	...	...	–	1	1	–	–	–
110	11	–	–	36	–	3	...	...	...	...	...	...	...	–	...	...	...	...	–	...	...	...	...	...
111	106	–	–	29	15	35	–	35	–	30	–	5.9	20500	–	5	–	4.6	61	–	–	–	6	4	1
112	26	–	–	15	12	13	–	11	–	10	–	7.0	31400	–	2	...	...	...	–	–	–	2	–	–
113	77	–	–	30	23	26	–	24	–	24	–	7.8	36500	–	1	...	...	...	–	1	1	3	1	–
114	22	–	–	36	23	6	–	6	–	6	–	8.8	50000	–	–	–	–	–	–	–	–	2	–	–
115	37	–	–	41	3	12	–	12	–	12	–	6.7	30800	–	–	–	–	–	–	1	1	2	–	–
116	50	–	–	50	12	12	–	11	–	12	–	5.7	26900	–	–	–	–	–	–	3	3	–	1	–
117	16	–	–	44	6	5	–	5	–	3	...	...	...	–	1	...	...	...	–	...	...	...	...	...
118	19	–	–	47	–	5	–	3	–	2	...	...	...	–	3	...	...	...	–	–	–	–	–	–
119	26	–	–	54	8	8	–	8	–	7	–	5.0	12100	–	1	...	...	...	–	–	–	2	1	–
120	231	–	–	34	7	75	–	75	–	69	–	6.7	27500	–	4	...	...	...	–	2	2	7	2	–
121	3	...	...	...	...	1	...	...	...	...	...	...	...	...	...	...	...	...	...	...	...	...	...	...
122	6	100	–	33	17	1	...	...	...	...	...	...	...	...	...	...	...	...	...	...	...	...	...	...
123	15	–	–	20	27	4	...	...	...	...	...	...	...	–	...	...	...	...	–	...	...	...	...	...
124	61	–	–	56	–	13	–	13	–	12	–	6.7	28200	–	1	...	...	...	–	1	1	–	–	–
202	282	9	–	39	7	82	3	80	–	66	–	6.6	24100	–	16	3	4.6	64	44	4	2	7	4	1
203	83	–	–	35	11	24	–	24	–	23	–	6.7	26700	–	1	...	...	...	–	1	1	1	3	–
204	59	–	–	42	5	14	–	14	–	13	–	7.9	37900	–	1	...	...	...	–	–	–	–	1	–
205	48	–	–	56	2	12	–	12	–	12	–	8.9	50200	–	–	–	–	–	–	–	–	2	1	–
206	25	–	–	36	–	7	–	7	–	7	–	8.1	57500	–	–	–	–	–	–	–	–	–	–	1
207	31	–	–	26	19	11	–	11	–	7	–	6.1	17000	–	4	...	...	...	–	–	–	–	–	–
209	110	–	–	31	8	43	–	43	–	33	–	5.8	16200	–	6	–	5.3	85	–	–	–	6	2	1
210	4	...	...	...	...	1	...	...	...	...	...	...	...	...	...	...	...	...	...	...	...	...	...	...
211	78	–	–	36	9	25	–	25	–	23	–	6.0	23000	–	1	...	...	...	–	1	1	2	3	–
212	43	–	–	35	14	15	–	15	–	15	–	6.2	19200	–	–	–	–	–	–	–	–	3	–	–
213	55	–	–	38	2	17	–	17	–	14	–	5.4	11100	–	3	...	...	...	–	1	1	1	1	–
214#	57	47	–	23	21	20	2	18	–	10	–	5.1	9800	30	10	2	4.4	57	50	1	1	3	5	–
215	9	–	–	11	33	6	–	4	–	2	...	...	...	–	2	...	...	...	–	...	...	...	...	...
216	39	15	–	36	13	14	–	12	–	10	–	6.8	27100	–	3	...	...	...	...	1	1	2	3	–
217	86	–	–	29	14	32	1	31	–	22	–	6.1	17600	–	6	–	5.3	75	–	–	–	1	1	–
218	17	–	–	18	41	7	1	7	–	4	...	...	...	–	3	...	...	...	–	–	–	1	1	–
219	27	–	–	48	4	5	–	5	–	4	...	...	...	–	1	...	...	...	–	1	1	–	–	–
220	42	–	–	21	12	17	–	10	–	10	–	4.9	12900	–	7	–	4.3	76	–	–	–	4	–	–
221	19	–	–	32	5	8	–	8	–	5	–	6.0	9800	–	3	...	...	...	–	–	–	2	2	–
222	32	–	–	22	25	14	–	12	–	10	–	5.9	8700	–	4	...	...	...	–	–	–	3	3	–
223	239	–	–	28	16	91	–	77	9	55	–	6.1	12400	–	31	–	4.2	76	–	5	5	18	8	1
224	31	3	–	26	29	15	1	15	–	8	–	6.1	12000	–	6	–	5.2	55	17	1	1	5	1	–
225#	21	–	–	14	52	14	–	8	–	7	–	6.3	12300	–	5	–	5.4	57	–	–	–	7	1	1
226	30	–	–	7	53	18	–	8	–	4	...	...	...	–	11	–	4.8	76	–	–	–	8	1	1
301	35	–	–	11	54	18	–	14	–	11	–	7.5	21700	–	6	–	5.3	67	–	–	–	6	2	1
302	73	8	–	34	18	28	–	15	–	14	–	7.0	22800	–	13	–	4.8	58	8	2	2	10	2	1
303	74	–	–	18	32	37	2	23	–	20	1	6.4	15700	–	11	1	4.4	56	–	1	1	9	–	–
304#	109	–	–	29	20	40	–	37	–	27	–	7.1	16200	–	11	–	5.2	72	–	1	1	8	2	–
305#	117	–	–	30	21	40	1	30	–	22	–	6.9	15200	–	17	1	5.1	60	–	2	2	8	8	–
306#	108	–	–	32	16	39	2	32	–	27	–	6.0	15500	–	10	1	4.7	75	–	4	4	8	6	–
307	42	–	–	33	12	13	–	12	–	11	–	7.3	20600	–	1	...	...	...	–	1	1	1	1	–
308	26	–	–	23	31	10	–	10	–	7	–	6.1	15700	–	3	...	...	...	–	–	–	–	2	1
309	41	–	–	22	10	17	–	17	–	14	–	5.7	18700	–	3	...	...	...	–	1	1	3	1	–
310	44	–	–	30	9	14	–	14	–	13	–	5.2	16100	–	1	...	...	...	–	–	–	1	–	–
311	13	–	–	15	54	6	1	6	–	5	–	6.8	21000	–	–	–	–	–	–	–	–	–	2	–
312	45	–	–	40	–	11	–	11	–	10	–	6.9	26000	–	1	...	...	...	–	–	–	–	–	1
313	62	–	–	47	2	17	–	17	–	15	–	5.8	18300	–	2	...	...	...	–	–	–	1	1	–
314	56	–	–	41	–	17	–	17	–	16	–	6.5	26700	–	–	–	–	–	–	–	–	1	1	1
315	22	–	–	14	14	12	–	10	–	9	–	5.7	15300	–	2	...	...	...	–	–	–	4	2	–
316	77	–	–	23	–	45	–	4	21	–	–	–	–	–	36	–	4.1	96	–	–	–	11	2	1
317	41	–	–	24	12	14	–	12	–	12	–	5.6	15500	–	2	...	...	...	–	–	–	1	1	–
318	27	4	–	37	30	10	–	10	–	9	–	8.7	34200	–	1	...	...	...	...	–	–	2	1	–
320	16	–	–	31	19	5	–	5	–	4	...	...	...	–	1	...	...	...	–	–	–	–	–	–
321	21	–	–	38	10	6	–	6	–	5	–	5.8	27300	–	1	...	...	...	–	–	–	1	–	–
322	48	–	–	17	19	22	–	16	–	12	–	5.7	15800	–	8	–	5.1	64	–	–	–	6	1	–
323	48	–	–	17	19	20	–	16	–	15	–	6.7	13500	–	5	–	4.2	59	–	1	1	5	6	1
324	24	–	–	21	38	13	–	10	–	6	–	7.3	17300	–	4	...	...	...	–	1	1	3	1	–
401	53	–	–	25	23	27	–	12	–	9	–	6.1	16500	–	17	–	4.1	74	–	–	–	12	3	–
402	58	–	–	31	–	22	–	11	–	7	–	6.0	22000	–	14	–	3.9	91	–	1	1	3	4	–
403	79	–	–	34	18	24	–	20	–	18	–	6.5	16100	–	5	–	4.8	71	–	2	2	3	–	–
404	20	–	–	35	10	6	–	5	–	5	–	6.2	25800	–	1	...	...	...	–	–	–	1	1	–
405	90	–	–	32	11	36	–	35	–	20	–	5.1	10600	–	11	–	5.5	69	–	1	1	6	3	–
406	24	–	–	38	21	8	1	6	–	5	1	5.8	...	–	3	...	...	...	–	–	–	2	–	–
407	68	–	–	35	6	20	–	20	–	18	–	6.8	27000	–	2	...	...	...	–	1	1	1	2	–
408	288	–	1	35	7	89	–	81	–	56	–	6.0	19800	–	32	–	4.8	75	–	3	3	9	5	2
409	8	–	–	50	–	2	...	...	...	...	...	...	...	–	...	...	...	...	–	...	...	...	...	...
410	26	–	–	23	4	9	–	9	–	7	–	6.3	20900	–	2	...	...	...	–	–	–	–	1	–
411	37	–	–	43	–	9	–	9	–	9	–	5.8	19000	–	–	–	–	–	–	–	–	–	–	–
412	15	–	–	33	–	4	...	...	...	...	...	...	...	–	...	...	...	...	–	...	...	...	...	...
413	79	–	–	35	8	24	–	24	–	19	–	5.5	15900	–	4	...	...	...	–	1	1	–	–	–
414#	98	4	–	35	5	31	2	29	–	23	2	5.9	17300	9	7	–	5.3	90	–	1	1	–	7	1
415	107	–	–	39	12	34	–	34	–	27	–	5.5	15100	–	5	–	4.4	...	–	2	2	4	3	–
416	50	–	–	46	4	12	–	12	–	12	–	5.8	21000	–	–	–	–	–	–	1	1	–	–	–
417	33	–	–	33	9	11	–	11	–	11	–	7.0	29500	–	–	–	–	–	–	–	–	1	–	–
418	93	–	–	32	8	32	–	31	–	28	–	5.5	17500	–	3	...	...	...	–	–	–	1	–	–
419	86	–	–	34	4	27	–	27	–	27	–	6.1	20800	–	–	–	–	–	–	–	–	2	2	–
420	64	–	–	42	2	17	–	17	–	16	–	5.9	22300	–	1	...	...	...	–	1	1	–	1	–
421	87	–	–	43	5	22	–	22	–	21	–	5.7	21900	–	1	...	...	...	–	2	2	–	–	–
422	173	–	–	39	2	47	–	47	–	43	–	6.0	22800	–	4	...	...	...	–	1	1	3	1	–
423	32	–	–	34	–	10	–	10	–	7	–	6.1	22500	–	2	...	...	...	–	–	–	–	1	–

Characteristics of Housing Units and Population, by Blocks: 1970—Con.

[Data exclude vacant seasonal and vacant migratory housing units. For minimum base for derived figures (percent, average, etc.) and meaning of symbols, see text]

Blocks Within Block Numbering Areas or Census Tracts	Total population	Percent of total population: Negro	In group quarters	Under 18 years	62 years and over	Year-round housing units: Total	Lacking some or all plumbing facilities	Units in—: One-unit structures	Structures of 10 or more units	Occupied housing units: Owner: Total	Lacking some or all plumbing facilities	Average number of rooms	Average value (dollars)	Percent Negro	Renter: Total	Lacking some or all plumbing facilities	Average number of rooms	Average contract rent (dollars)	Percent Negro	1.01 or more persons per room: Total	With all plumbing facilities	One-person households	With female head of family	With roomers, boarders, or lodgers
424	47	–	–	47	2	11	–	11	–	11	–	6.5	21500	–	–	–	–	–	–	–	–	–	–	–
2	3200	84	1	38	13	1051	263	869	10	409	56	5.3	8500	74	563	174	4.1	44	83	190	135	200	203	41
101	16	–	–	13	13	7	–	7	–	7	–	6.0	15000	–	–	–	–	–	–	–	–	1	–	–
102	90	–	–	19	10	36	1	33	–	15	–	5.1	12100	–	20	1	4.3	64	–	–	–	8	1	–
103	76	59	–	29	22	36	4	24	–	8	–	5.6	12700	38	24	4	4.1	48	58	3	1	9	7	2
104	51	82	–	41	14	13	3	10	–	10	2	4.4	7700	70	3	...	...	...	...	3	2	2	2	–
105	58	97	–	43	14	22	5	17	–	6	–	4.8	8400	83	13	3	4.4	49	100	2	1	5	2	–
106	2	...	...	...	...	1	...	...	...	...	...	...	...	...	...	...	...	...	...	...	...	...	...	...
107	42	100	–	45	7	12	2	12	–	9	1	4.8	7000	100	3	...	...	...	...	1	1	1	2	–
108	71	97	–	42	13	21	5	18	–	5	–	7.0	12000	100	14	5	4.6	39	93	4	2	3	7	2
109	14	100	–	36	36	5	3	5	–	3	...	...	...	...	2	...	...	...	...	2	–	1	–	–
110	130	100	–	32	12	41	12	30	–	14	2	6.2	7100	100	23	7	4.5	43	100	7	5	3	11	6
111	33	82	–	33	18	14	2	12	–	5	–	5.2	7800	60	7	2	4.6	35	86	3	2	2	2	–
112#	29	55	–	24	17	14	8	6	–	3	...	...	...	...	10	7	3.2	36	80	1	–	5	2	–
113	2	...	...	...	...	1	...	...	...	...	...	...	...	...	...	...	...	...	...	...	...	...	...	...
114	73	30	–	29	12	36	10	12	10	8	–	6.6	13200	25	24	8	3.1	56	13	2	2	18	3	1
115#	122	95	7	39	12	41	8	21	–	9	2	5.9	8200	89	28	5	4.2	46	93	7	6	8	8	–
116#	19	95	–	21	11	7	3	5	–	1	...	...	...	...	6	2	3.7	31	83	1	1	1	1	–
117#	114	95	–	28	18	46	17	40	–	12	2	6.1	8300	100	30	12	4.2	40	93	5	2	13	9	2
118	62	100	–	18	36	24	4	21	–	13	–	7.3	12800	100	11	4	4.0	37	100	–	–	3	4	5
119	72	99	–	42	10	22	5	18	–	14	1	4.7	7200	100	7	4	5.1	40	100	5	4	6	5	2
120	162	100	–	44	6	52	19	47	–	16	7	5.0	6500	100	30	10	4.0	41	100	11	5	10	14	1
121	31	7	–	23	13	14	–	14	–	10	–	5.1	10000	10	3	...	...	...	...	–	–	3	–	–
203	19	–	–	16	26	7	2	7	–	5	1	4.8	7200	–	1	...	...	...	–	1	1	2	–	2
204	7	100	–	71	–	1	...	...	...	...	...	...	...	...	...	...	...	...	...	...	...	...	...	...
205	3	...	...	...	...	3	...	...	...	...	...	...	...	...	...	...	...	...	...	...	...	...	...	...
206#	41	100	–	20	20	20	9	18	–	10	5	5.9	7800	100	9	4	3.8	32	100	1	1	9	2	1
207	35	100	–	40	9	8	2	6	–	2	...	...	...	...	6	1	5.0	49	100	2	2	–	3	1
208	19	95	–	42	–	6	2	6	–	3	...	...	...	...	2	...	...	...	...	2	1	1	–	–
209	65	55	–	28	19	28	6	16	–	8	4	4.9	5200	38	19	2	3.7	55	79	3	3	12	3	3
210#	56	16	–	30	20	23	3	19	–	7	2	5.0	7600	–	14	1	4.2	50	21	1	1	2	1	–
211	49	14	–	39	6	17	2	15	–	7	–	4.9	8800	–	9	1	4.0	48	22	1	1	3	4	–
212	19	–	–	16	42	7	–	7	–	6	–	4.7	10400	–	1	...	...	...	–	–	–	–	–	–
213	2	...	...	...	...	3	...	...	...	...	...	...	...	...	...	...	...	...	...	...	...	...	...	...
215	13	–	–	–	31	7	–	7	–	6	–	5.7	12100	–	1	...	...	...	–	–	–	1	1	–
216	57	63	–	40	9	15	1	15	–	11	1	5.1	8000	46	4	...	...	...	...	3	2	–	3	–
217	149	78	–	48	8	36	4	33	–	14	1	5.4	9900	57	18	3	4.7	46	78	9	9	4	8	1
301	270	99	–	43	11	77	22	73	–	40	3	5.1	6600	95	30	15	4.0	41	100	22	16	7	19	3
302	41	100	–	34	24	14	3	14	–	11	1	4.7	8300	100	2	...	...	...	...	3	2	4	4	1
303	336	98	3	49	8	88	26	72	–	11	1	5.3	7700	82	73	24	3.8	42	99	30	21	11	21	1
304#	70	100	–	49	7	14	3	14	–	8	3	5.3	6400	100	6	–	4.2	42	100	6	6	1	3	–
305	38	100	–	32	26	13	4	10	–	5	–	6.6	9300	100	8	4	3.9	37	100	–	–	2	6	2
306#	33	100	–	39	15	11	6	11	–	2	...	...	...	...	8	4	4.4	44	100	3	2	2	5	–
307	4	...	...	...	...	1	...	...	...	...	...	...	...	...	...	...	...	...	...	...	...	...	...	...
308#	154	100	–	46	11	42	18	40	–	22	7	5.0	6000	100	16	9	4.3	38	100	14	8	4	14	1
309	48	100	–	46	6	17	6	14	–	8	1	4.6	6100	100	7	3	4.4	45	100	4	4	5	5	–
310	23	100	–	39	9	10	3	9	–	3	...	...	...	...	7	3	3.9	44	100	1	1	6	–	–
311	8	100	–	63	13	2	...	...	...	...	...	...	...	...	...	...	...	...	...	...	...	...	...	...
312	61	100	–	43	5	16	2	9	–	6	–	5.7	6200	100	10	2	4.3	59	100	2	2	1	3	–
313	17	100	–	35	29	10	3	10	–	5	–	4.4	6700	100	2	...	...	...	...	2	1	3	2	–
314	26	100	–	31	23	10	4	10	–	5	–	4.6	7700	100	4	...	...	...	...	1	–	1	1	1
315	77	95	5	39	18	23	4	19	–	11	–	5.1	9000	91	9	2	4.0	37	100	5	5	4	1	2
316	116	100	–	43	10	34	8	29	–	9	1	5.1	7000	100	24	7	3.8	39	100	11	8	7	5	1
317#	44	100	–	43	14	10	3	10	–	4	...	...	...	...	6	2	4.7	47	100	3	2	1	3	–
318	25	100	–	40	16	10	–	9	–	4	...	...	...	...	5	–	4.8	...	100	1	1	1	4	–
319	6	100	–	17	–	3	...	...	...	...	...	...	...	...	...	...	...	...	...	...	...	...	...	...
3	3496	8	3	30	18	1275	119	1045	19	652	52	5.5	7700	3	493	57	4.4	48	9	123	112	247	156	27
101	20	–	–	25	40	12	–	5	–	2	...	...	...	–	8	–	5.1	54	–	–	–	5	1	–
102	17	12	–	41	–	4	...	...	...	...	...	...	...	...	...	...	...	...	...	...	...	...	...	...
103	16	–	–	13	25	12	–	7	–	7	–	6.4	...	–	3	...	...	...	–	–	–	6	–	–
104	98	1	–	24	16	48	2	21	–	20	1	6.0	10600	–	22	1	3.8	52	5	3	3	13	4	1
105	83	1	–	23	28	32	1	22	–	22	–	6.7	11800	5	8	1	3.9	38	–	1	1	7	1	2
106	39	13	–	36	13	14	–	8	–	6	–	6.2	16500	–	7	–	4.6	58	14	–	–	1	4	1
107	22	–	–	32	18	7	–	6	–	4	...	...	...	–	3	...	...	...	–	–	–	2	1	1
108	17	–	–	29	18	7	–	6	–	4	...	...	...	–	2	...	...	...	–	–	–	1	2	–
109	34	–	–	38	21	15	–	13	1	10	–	6.6	11700	–	3	...	...	...	–	1	1	5	2	–
110	24	–	–	25	29	13	–	2	9	1	...	...	...	–	12	–	4.5	77	–	–	–	6	2	–
111	64	59	–	28	13	39	11	15	7	3	...	...	...	...	31	11	2.8	48	55	4	1	22	6	2
112	25	–	–	20	44	13	–	7	–	4	...	...	...	–	9	–	4.2	46	–	–	–	7	1	–
113	29	–	–	28	21	14	2	13	–	4	...	...	...	–	6	2	5.2	42	–	1	1	1	4	–
114	30	–	–	20	30	14	–	9	–	5	–	6.8	10800	–	8	–	4.6	56	–	–	–	3	1	–
115	11	–	–	46	18	3	...	...	...	...	...	...	...	–	...	...	...	...	–	...	...	...	...	...
116	101	–	–	39	14	32	1	21	–	15	–	7.5	12000	–	15	1	5.5	55	–	–	–	6	5	1
117	18	–	–	33	22	7	–	7	–	5	–	6.2	9800	–	1	...	...	...	–	–	–	1	–	–
118	26	–	–	35	31	11	1	10	–	8	1	5.4	7200	–	2	...	...	...	–	2	2	3	–	–
119	22	–	–	18	23	7	1	7	–	6	1	4.7	7500	–	1	...	...	...	–	2	1	1	–	–
120	1	...	...	...	...	1	...	...	...	...	...	...	...	...	...	...	...	...	...	...	...	...	...	...
121	3	...	...	...	...	2	...	...	...	...	...	...	...	...	...	...	...	...	...	...	...	...	...	...
122#	36	–	–	25	28	17	2	10	–	9	2	5.4	8800	–	6	–	4.8	43	–	–	–	4	3	–
123	41	2	–	15	27	21	–	11	–	10	–	6.8	14400	–	9	–	4.0	41	–	1	1	6	3	–
124	2	...	...	...	...	2	...	...	...	...	...	...	...	...	...	...	...	...	...	...	...	...	...	...
125	7	–	–	14	–	4	...	...	...	...	...	...	...	–	...	...	...	...	–	...	...	...	...	...
204#	21	91	–	43	10	5	4	2	–	–	–	–	–	–	5	4	4.0	39	80	2	–	–	4	–
206	116	–	–	21	20	44	6	37	–	23	1	5.7	6700	–	16	3	4.5	43	–	1	1	8	2	2
207	42	–	–	17	31	17	4	11	–	10	3	5.4	7200	–	6	1	3.7	47	–	1	1	4	1	–
208	55	93	–	55	7	12	6	9	–	1	...	...	...	...	10	5	5.0	57	90	5	2	–	2	1
209	11	–	–	18	27	6	–	6	–	3	...	...	...	–	2	...	...	...	–	–	–	1	–	–

Characteristics of Housing Units and Population, by Blocks: 1970—Con.

[Data exclude vacant seasonal and vacant migratory housing units. For minimum base for derived figures (percent, average, etc.) and meaning of symbols, see text]

Blocks Within Block Numbering Areas or Census Tracts	Total population	Percent of total population: Negro	In group quarters	Under 18 years	62 years and over	Year-round housing units: Total	Lacking some or all plumbing facilities	Units in—: One-unit structures	Structures of 10 or more units	Occupied housing units: Owner: Total	Lacking some or all plumbing facilities	Average number of rooms	Average value (dollars)	Percent Negro	Renter: Total	Lacking some or all plumbing facilities	Average number of rooms	Average contract rent (dollars)	Percent Negro	1.01 or more persons per room: Total	With all plumbing facilities	One-person households	With female head of family	With roomers, boarders, or lodgers
210	40	–	–	33	15	16	2	16	–	5	2	5.2	...	–	7	–	5.0	47	–	–	–	–	–	–
211	25	–	–	16	48	12	2	12	–	7	1	5.4	6900	–	4	...	...	...	–	–	–	2	2	1
212	12	–	–	8	8	6	1	5	–	2	...	...	...	–	3	...	...	...	–	–	–	1	1	–
213	14	–	–	21	14	6	1	6	–	4	...	...	...	–	2	...	...	...	–	–	–	2	–	–
214#	106	–	–	35	13	32	3	32	–	22	1	5.0	6400	–	9	2	4.8	46	–	5	5	2	5	–
215	159	–	60	9	62	28	1	24	2	14	1	5.1	7800	–	9	–	3.8	58	–	1	1	3	3	–
216	26	–	–	50	8	8	1	8	–	2	...	...	...	–	5	1	4.8	...	–	1	1	–	1	–
217	20	–	–	25	5	6	–	6	–	4	...	...	...	–	1	...	...	...	–	1	1	–	1	–
218	58	–	–	47	9	17	1	17	–	10	1	5.4	8800	–	6	–	5.5	52	–	3	3	3	3	–
219	39	–	–	23	31	15	–	13	–	9	–	5.0	4700	–	5	–	4.6	...	–	–	–	2	3	1
221	2	...	...	...	...	1	...	...	...	...	...	...	...	...	...	...	...	...	...	...	...	...	...	...
301	–	–	–	–	–	1	...	...	...	...	...	...	...	–	...	...	...	...	–	...	...	...	...	...
302	20	–	–	35	15	8	–	8	–	4	...	...	...	–	4	...	...	...	–	–	–	3	–	–
303	96	3	–	29	12	35	1	35	–	24	1	5.0	7800	–	9	–	4.4	52	11	3	3	5	1	1
304	40	–	–	48	5	8	–	8	–	5	–	4.8	8200	–	3	...	...	...	–	4	4	1	–	–
305	40	–	–	33	5	16	–	16	–	9	–	4.2	7900	–	4	...	...	...	–	2	2	1	–	–
306#	42	–	–	19	19	18	2	18	–	11	1	4.9	7100	–	6	1	5.0	53	–	–	–	2	2	–
307	22	–	–	27	18	9	–	9	–	5	–	4.4	6200	–	2	...	...	...	–	–	–	1	1	–
308	25	40	–	48	4	7	2	7	–	4	...	...	...	...	2	...	...	...	...	2	1	1	2	1
309	39	–	–	31	10	13	–	12	–	9	–	5.2	9200	–	3	...	...	...	–	1	1	–	1	–
310	46	–	–	44	7	15	3	11	–	4	...	...	...	–	9	2	4.2	44	–	3	3	2	–	–
311	45	–	–	40	11	14	1	14	–	9	–	5.7	6400	–	4	...	...	...	–	1	1	2	2	1
312#	88	9	–	21	26	29	2	27	–	21	2	5.7	8300	–	5	–	4.8	49	–	3	3	2	5	–
313	49	–	–	25	10	20	–	18	–	13	–	5.2	8700	–	5	–	4.2	...	–	1	1	6	–	–
314	18	–	–	17	11	7	–	7	–	5	–	4.4	7200	–	1	...	...	...	–	–	–	1	1	–
315	23	–	–	17	22	9	1	9	–	6	–	5.2	6200	–	2	...	...	...	–	–	–	1	3	–
316	29	–	–	35	21	12	–	10	–	5	–	5.6	5200	–	4	...	...	...	–	2	2	2	–	1
317	44	–	–	34	14	16	2	13	–	9	2	5.2	4700	–	3	...	...	...	–	2	2	1	3	–
318#	31	–	–	23	29	13	1	11	–	5	–	6.0	5600	–	7	1	5.0	55	–	1	1	4	2	–
319	44	–	–	41	14	15	1	12	–	7	1	5.3	6200	–	6	–	4.5	55	–	2	2	2	4	–
320	23	–	–	9	17	12	–	10	–	9	–	4.8	5800	–	3	...	...	...	–	–	–	5	3	–
321	23	–	–	30	26	11	–	9	–	5	–	5.2	...	–	3	...	...	...	–	1	1	1	2	1
401#	36	–	–	39	17	14	4	14	–	5	–	5.4	5200	–	6	2	4.8	47	–	1	1	3	2	–
402	33	–	–	12	30	14	1	12	–	6	–	6.5	7100	–	6	1	4.8	45	–	–	–	4	2	–
403	61	–	–	43	12	21	5	14	–	9	2	6.1	6900	–	9	2	4.0	50	–	3	3	5	2	2
404	35	–	–	31	20	13	3	12	–	7	2	5.3	5700	–	5	1	4.4	41	–	–	–	3	1	–
405	32	–	–	28	16	14	2	13	–	9	1	5.9	6100	–	4	...	...	...	–	1	1	5	4	–
406	36	–	–	39	6	9	–	8	–	2	...	...	...	–	7	–	5.7	46	–	2	2	1	4	–
407#	52	–	–	31	10	18	–	18	–	12	–	5.3	8500	–	5	–	4.0	37	–	2	2	4	1	–
408	35	–	–	3	43	21	1	15	–	12	1	5.3	8900	–	8	–	3.3	50	–	–	–	7	2	–
409	50	–	–	34	30	17	1	11	–	8	–	6.6	9800	–	7	1	5.0	51	–	2	2	3	2	2
410	59	–	–	39	15	20	4	15	–	10	1	5.2	6800	–	9	3	4.6	48	–	1	1	4	3	–
411	27	–	–	11	33	13	4	11	–	10	3	5.3	6400	–	3	...	...	...	–	1	1	3	2	–
412	3	...	...	...	...	2	...	...	...	...	...	...	...	...	...	...	...	...	...	...	...	...	...	...
413#	48	–	–	23	15	20	3	13	–	8	2	5.9	5100	–	10	1	4.0	35	–	3	3	7	1	–
414	10	–	–	10	10	6	2	5	–	2	...	...	...	–	3	...	...	...	–	–	–	2	1	–
415	21	–	–	43	–	3	...	...	...	...	...	...	...	–	...	...	...	...	–	...	...	...	...	...
416	45	27	–	31	13	17	2	17	–	2	...	...	...	...	12	2	4.1	36	8	3	2	2	2	1
417	12	–	–	25	17	5	–	5	–	–	–	–	–	–	4	...	...	...	–	...	...	...	...	...
418	32	100	–	28	3	6	1	6	–	6	1	5.3	9200	100	–	–	–	–	–	3	3	–	1	1
419	415	18	–	37	8	129	14	129	–	80	11	4.8	5800	6	37	3	4.5	46	27	24	24	10	17	3
420	15	–	–	–	60	8	2	8	–	6	2	4.8	4400	–	2	...	...	...	–	–	–	3	1	–
422	115	6	–	44	11	33	–	33	–	17	–	4.8	5700	–	12	–	4.7	43	8	9	9	2	5	–
423	5	–	–	40	20	2	...	...	...	...	...	...	...	–	...	...	...	...	–	...	...	...	...	...
4	3226	16	–	33	13	1121	79	993	1	632	28	5.4	9700	11	404	40	4.5	52	14	92	80	158	121	23
105	18	–	–	33	11	4	...	...	...	...	...	...	...	–	...	...	...	...	–	...	...	...	...	...
106	11	–	–	64	–	2	...	...	...	...	...	...	...	–	...	...	...	...	–	...	...	...	...	...
109	41	5	–	32	27	13	–	8	1	4	...	...	...	...	8	–	4.9	75	–	2	2	2	1	–
110	24	29	–	42	–	6	–	6	–	1	...	...	...	...	5	–	4.4	...	20	2	2	–	–	–
111	110	–	–	39	5	32	1	28	–	25	–	6.6	30600	–	5	1	5.0	...	–	–	–	1	–	–
112	28	–	–	36	4	8	1	8	–	7	1	5.1	11600	–	1	...	...	...	–	–	–	1	–	–
113	59	–	–	39	5	17	–	17	–	10	–	4.8	6700	–	7	–	4.4	58	–	2	2	2	3	–
114	18	–	–	39	17	6	–	6	–	4	...	...	...	–	2	...	...	...	–	–	–	–	2	–
115	32	–	–	41	–	7	–	7	–	6	–	4.8	12300	–	1	...	...	...	–	3	3	–	–	–
116	22	–	–	27	–	8	–	8	–	7	–	4.7	11600	–	1	...	...	...	–	–	–	1	1	–
117	39	–	–	41	5	9	–	9	–	8	–	5.8	13100	–	1	...	...	...	–	–	–	–	1	–
119	11	–	–	18	18	4	...	...	...	...	...	...	...	–	...	...	...	...	–	...	...	...	...	...
120	42	–	–	33	10	13	–	11	–	10	–	5.4	11100	–	3	...	...	...	–	1	1	2	–	–
121	44	–	–	39	7	12	1	8	–	8	1	4.9	5800	–	4	...	...	...	–	1	1	1	3	1
122	44	–	–	46	2	15	–	13	–	7	–	5.4	10500	–	6	–	4.3	57	–	1	1	–	2	–
123	24	–	–	17	29	9	1	8	–	6	–	5.5	7100	–	3	...	...	...	–	–	–	–	–	–
124	50	–	–	20	8	17	–	15	–	14	–	5.1	8400	–	2	...	...	...	–	1	1	4	–	–
125	6	–	–	–	17	5	3	5	–	–	–	–	–	–	3	...	...	...	–	...	...	...	...	...
126	10	–	–	50	20	7	4	7	–	–	–	–	–	–	3	...	...	...	–	...	...	...	...	...
127	22	–	–	36	5	6	2	6	–	2	...	...	...	–	4	...	...	...	–	1	–	1	–	–
128	16	–	–	44	13	6	–	6	–	2	...	...	...	–	4	...	...	...	–	1	1	2	1	–
201	142	–	–	35	7	45	–	42	–	25	–	5.0	8300	–	18	–	4.9	53	–	3	3	2	1	–
202	17	–	–	41	24	5	–	4	–	3	...	...	...	–	2	...	...	...	–	1	1	–	1	–
203	77	–	–	30	9	26	1	26	–	20	–	4.8	9400	–	5	–	5.0	61	–	1	1	1	1	–
204	73	–	–	41	4	19	–	19	–	13	–	4.8	9300	–	6	–	4.3	62	–	4	4	1	–	–
205	5	–	–	–	20	2	...	...	...	...	...	...	...	–	...	...	...	...	–	...	...	...	...	...
206	2	...	...	...	...	1	...	...	...	...	...	...	...	...	...	...	...	...	...	...	...	...	...	...
207	96	7	–	33	8	30	–	26	–	18	–	5.1	9300	6	11	–	5.0	70	–	4	4	2	4	1
208	61	48	–	21	20	22	1	22	–	16	1	5.4	9000	44	5	–	4.8	...	20	2	2	3	2	1
209	14	71	–	29	29	4	...	...	...	...	...	...	...	...	...	...	...	...	...	...	...	...	...	...
211	11	–	–	46	9	3	...	...	...	...	...	...	...	–	...	...	...	...	–	...	...	...	...	...
212	2	...	...	...	...	2	...	...	...	...	...	...	...	...	...	...	...	...	...	...	...	...	...	...
216	50	–	–	32	20	19	4	19	–	12	2	4.8	5900	–	7	2	4.3	37	–	–	–	5	3	–

Characteristics of Housing Units and Population, by Blocks: 1970—Con.

[Data exclude vacant seasonal and vacant migratory housing units. For minimum base for derived figures (percent, average, etc.) and meaning of symbols, see text]

Blocks Within Block Numbering Areas or Census Tracts	Total population	Percent of total population				Year-round housing units				Occupied housing units													
								Units in—		Owner					Renter					1.01 or more persons per room				
		Negro	In group quarters	Under 18 years	62 years and over	Total	Lacking some or all plumbing facilities	One-unit structures	Structures of 10 or more units	Total	Lacking some or all plumbing facilities	Average number of rooms	Average value (dollars)	Percent Negro	Total	Lacking some or all plumbing facilities	Average number of rooms	Average contract rent (dollars)	Percent Negro	Total	With all plumbing facilities	One-person households	With female head of family	With roomers, boarders, or lodgers
217	54	–	–	26	26	21	–	18	–	14	–	4.9	6400	–	6	–	4.0	35	–	1	1	4	4	–
218	77	–	–	27	14	32	5	25	–	13	1	5.2	8700	–	17	4	4.3	39	–	–	–	9	3	–
220	20	50	–	25	30	6	–	6	–	3	...	...	...	...	3	...	...	...	...	–	–	1	–	–
221	67	78	–	39	5	18	6	18	–	11	3	6.7	7100	64	7	3	4.6	45	71	3	1	3	4	3
222	28	–	–	21	11	9	–	9	–	4	...	...	...	–	5	–	4.2	43	–	1	1	–	–	1
223	35	–	–	37	11	12	2	12	–	4	...	...	...	–	8	2	5.3	50	–	1	–	3	2	–
224	7	14	–	–	14	3	...	...	...	...	...	...	...	...	...	...	...	...	...	...	...	...	...	...
225	16	100	–	50	13	4	...	...	...	...	...	...	...	...	...	...	...	...	...	...	...	...	...	...
226	122	73	–	36	14	39	8	37	–	23	2	5.3	9900	61	14	6	4.4	45	79	9	5	8	9	–
227	39	15	–	36	8	11	–	11	–	9	–	5.3	10400	11	2	...	...	...	...	1	1	–	1	–
228	66	–	–	35	6	21	–	20	–	8	–	4.4	6800	–	13	–	4.1	53	–	1	1	–	2	–
229#	39	–	–	18	18	19	–	14	–	12	–	5.3	8300	–	6	–	4.0	65	–	1	1	7	2	1
230	2	...	...	...	...	1	...	...	...	...	...	...	...	...	...	...	...	...	...	...	...	...	...	...
231	4	...	...	...	...	2	...	...	...	...	...	...	...	...	...	...	...	...	...	...	...	...	...	...
232	6	–	–	–	–	3	...	...	...	...	...	...	...	–	...	...	...	...	–	...	...	...	...	...
301	4	...	...	...	...	1	...	...	...	...	...	...	...	...	...	...	...	...	...	...	...	...	...	...
302	15	–	–	47	–	4	...	...	...	...	...	...	...	–	...	...	...	...	–	...	...	...	...	...
303	28	–	–	32	7	11	2	11	–	8	–	4.6	8100	–	2	...	...	...	–	–	–	1	1	–
304	2	...	...	...	...	2	...	...	...	...	...	...	...	...	...	...	...	...	...	...	...	...	...	...
305	152	–	–	45	1	46	–	31	–	20	–	4.8	9600	–	24	–	4.6	72	–	6	6	3	10	1
306	25	–	–	32	4	8	–	8	–	4	...	...	...	–	4	...	...	...	–	–	–	1	–	–
307	61	8	–	41	7	21	1	20	–	6	–	4.3	7200	–	14	–	4.3	51	7	1	1	3	3	–
308	208	51	–	34	17	69	4	69	–	49	4	5.0	7300	47	15	–	4.7	50	33	7	6	10	9	–
309	52	96	17	40	15	11	3	11	–	4	...	...	...	...	6	2	3.8	54	100	4	4	2	1	–
310	38	100	–	66	5	6	–	6	–	5	–	7.0	6200	100	1	...	...	...	...	2	2	1	2	–
311	402	18	–	31	13	163	16	152	–	74	10	5.2	8700	3	62	6	4.3	45	39	13	12	23	16	2
312	51	–	–	28	14	18	–	12	–	5	–	7.4	...	–	9	–	5.0	46	–	1	1	–	5	2
313	61	–	–	13	38	35	3	22	–	20	2	6.2	11700	–	11	–	3.7	50	–	–	–	10	6	1
314	31	–	–	3	36	20	–	13	–	13	–	6.1	8400	–	6	–	5.0	43	–	–	–	11	–	1
315	20	–	–	–	30	14	1	9	–	6	–	5.2	9300	–	5	1	3.8	49	–	–	–	4	–	1
316	22	–	–	14	36	11	–	6	–	7	–	7.4	12700	–	2	...	...	...	–	–	–	3	1	3
317	68	–	–	34	15	22	–	21	–	14	–	6.3	7300	–	3	...	...	...	–	4	4	1	2	2
318	39	–	–	21	36	16	–	12	–	10	–	5.7	9400	–	6	–	4.8	52	–	–	–	5	4	1
319	28	–	–	25	18	13	–	8	–	7	–	5.4	9200	–	6	–	5.0	64	–	–	–	5	2	1
320	116	–	–	21	22	45	1	43	–	26	–	5.7	9800	–	15	1	5.0	59	–	1	1	5	3	–
5	4929	23	2	33	11	1692	102	1433	9	990	16	6.0	17300	12	589	65	4.5	63	30	134	111	247	174	21
103	55	–	–	46	4	16	–	16	–	16	–	6.2	23500	–	–	–	–	–	–	–	–	3	–	–
104	28	–	–	39	7	8	–	8	–	7	–	5.7	24100	–	1	...	...	...	–	–	–	–	1	–
105	11	–	–	18	36	5	–	5	–	5	–	7.0	21500	–	–	–	–	–	–	–	–	2	–	–
106	46	–	–	20	13	17	–	17	–	15	–	6.3	24200	–	2	...	...	...	–	–	–	2	–	–
107	45	16	–	40	9	16	–	16	–	14	–	5.6	16400	7	1	...	...	...	...	–	–	3	–	–
108	79	–	–	34	6	25	–	25	–	22	–	5.5	16800	–	3	...	...	...	–	–	–	2	1	–
109	12	–	–	42	–	4	...	...	...	...	...	...	...	–	...	...	...	...	–	...	...	...	...	...
113	98	–	–	36	4	29	–	27	–	26	–	5.4	16800	–	3	...	...	...	–	1	1	1	1	–
114	192	–	–	34	7	62	3	60	–	56	1	6.1	20400	–	6	2	5.8	...	–	1	–	7	3	1
115	41	–	–	34	17	13	–	13	–	13	–	5.8	16000	–	–	–	–	–	–	–	–	1	1	–
116	180	21	–	33	13	64	6	55	–	41	2	5.9	15400	15	19	4	4.6	58	37	2	1	10	9	1
117	115	77	–	40	5	27	3	27	–	16	1	5.6	10600	56	11	2	4.4	64	82	7	6	1	6	1
201	29	93	–	31	21	9	1	8	–	3	...	...	...	...	6	1	4.5	40	100	1	1	1	3	1
202	12	100	–	50	17	3	...	...	...	...	...	...	...	...	...	...	...	...	...	...	...	...	...	...
203	94	92	–	42	11	23	6	19	–	12	3	5.4	6700	100	11	3	4.1	39	82	8	5	4	3	–
204	27	100	–	52	–	9	2	7	–	1	...	...	...	...	7	1	4.6	38	100	1	1	3	–	–
205	58	–	–	38	9	17	–	10	–	5	–	5.2	...	–	12	–	4.5	83	–	1	1	1	1	–
206#	91	28	–	30	15	43	7	27	–	15	–	6.5	14100	33	20	7	3.9	59	25	1	1	11	1	1
207	22	9	–	46	5	9	–	6	–	4	...	...	...	...	3	...	...	...	...	–	–	2	2	–
208	386	62	–	42	11	120	16	84	3	36	1	5.0	8600	39	76	9	4.0	50	63	29	24	16	21	2
209	1	...	...	...	...	1	...	...	...	...	...	...	...	...	...	...	...	...	...	...	...	...	...	...
210	113	12	–	18	20	60	2	24	–	13	–	7.2	16700	–	37	1	4.2	73	5	3	3	15	9	–
211	34	35	–	29	29	11	1	9	–	6	–	7.5	20400	17	3	...	...	...	...	2	1	–	1	1
212	2	...	...	...	...	1	...	...	...	...	...	...	...	...	...	...	...	...	...	...	...	...	...	...
213#	15	67	–	47	13	9	1	6	–	–	–	–	–	–	6	1	4.7	45	50	1	1	3	1	–
215	1	...	...	...	...	1	...	...	...	...	...	...	...	...	...	...	...	...	...	...	...	...	...	...
302†	†	†	†	†	†	†	†	†	†	†	†	†	†	†	†	†	†	†	†	†	†	†	†	†
303†	†	†	†	†	†	†	†	†	†	†	†	†	†	†	†	†	†	†	†	†	†	†	†	†
304†	†	†	†	†	†	†	†	†	†	†	†	†	†	†	†	†	†	†	†	†	†	†	†	†
305†	†	†	†	†	†	†	†	†	†	†	†	†	†	†	†	†	†	†	†	†	†	†	†	†
306†	†	†	†	†	†	†	†	†	†	†	†	†	†	†	†	†	†	†	†	†	†	†	†	†
307†	†	†	†	†	†	†	†	†	†	†	†	†	†	†	†	†	†	†	†	†	†	†	†	†
312†	†	†	†	†	†	†	†	†	†	†	†	†	†	†	†	†	†	†	†	†	†	†	†	†
313†	†	†	†	†	†	†	†	†	†	†	†	†	†	†	†	†	†	†	†	†	†	†	†	†
314†	†	†	†	†	†	†	†	†	†	†	†	†	†	†	†	†	†	†	†	†	†	†	†	†
315†	†	†	†	†	†	†	†	†	†	†	†	†	†	†	†	†	†	†	†	†	†	†	†	†
316†	†	†	†	†	†	†	†	†	†	†	†	†	†	†	†	†	†	†	†	†	†	†	†	†
317†	†	†	†	†	†	†	†	†	†	†	†	†	†	†	†	†	†	†	†	†	†	†	†	†
318†	†	†	†	†	†	†	†	†	†	†	†	†	†	†	†	†	†	†	†	†	†	†	†	†
319†	†	†	†	†	†	†	†	†	†	†	†	†	†	†	†	†	†	†	†	†	†	†	†	†
401†	†	†	†	†	†	†	†	†	†	†	†	†	†	†	†	†	†	†	†	†	†	†	†	†
402†	†	†	†	†	†	†	†	†	†	†	†	†	†	†	†	†	†	†	†	†	†	†	†	†
403†	†	†	†	†	†	†	†	†	†	†	†	†	†	†	†	†	†	†	†	†	†	†	†	†
404†	†	†	†	†	†	†	†	†	†	†	†	†	†	†	†	†	†	†	†	†	†	†	†	†
405†	†	†	†	†	†	†	†	†	†	†	†	†	†	†	†	†	†	†	†	†	†	†	†	†
406†	†	†	†	†	†	†	†	†	†	†	†	†	†	†	†	†	†	†	†	†	†	†	†	†
407†	†	†	†	†	†	†	†	†	†	†	†	†	†	†	†	†	†	†	†	†	†	†	†	†
408†	†	†	†	†	†	†	†	†	†	†	†	†	†	†	†	†	†	†	†	†	†	†	†	†
409†	†	†	†	†	†	†	†	†	†	†	†	†	†	†	†	†	†	†	†	†	†	†	†	†
410†	†	†	†	†	†	†	†	†	†	†	†	†	†	†	†	†	†	†	†	†	†	†	†	†
411†	†	†	†	†	†	†	†	†	†	†	†	†	†	†	†	†	†	†	†	†	†	†	†	†
412†	†	†	†	†	†	†	†	†	†	†	†	†	†	†	†	†	†	†	†	†	†	†	†	†

Characteristics of Housing Units and Population, by Blocks: 1970—Con.

[Data exclude vacant seasonal and vacant migratory housing units. For minimum base for derived figures (percent, average, etc.) and meaning of symbols, see text]

Blocks Within Block Numbering Areas or Census Tracts	Total population	Percent of total population				Year-round housing units				Occupied housing units														
								Units in—		Owner					Renter					1.01 or more persons per room				
		Negro	In group quarters	Under 18 years	62 years and over	Total	Lacking some or all plumbing facilities	One-unit structures	Structures of 10 or more units	Total	Lacking some or all plumbing facilities	Average number of rooms	Average value (dollars)	Percent Negro	Total	Lacking some or all plumbing facilities	Average number of rooms	Average contract rent (dollars)	Percent Negro	Total	With all plumbing facilities	One-person households	With female head of family	With roomers, boarders, or lodgers
413†	†	†	†	†	†	†	†	†	†	†	†	†	†	†	†	†	†	†	†	†	†	†	†	†
414†	†	†	†	†	†	†	†	†	†	†	†	†	†	†	†	†	†	†	†	†	†	†	†	†
415†	†	†	†	†	†	†	†	†	†	†	†	†	†	†	†	†	†	†	†	†	†	†	†	†
416†	†	†	†	†	†	†	†	†	†	†	†	†	†	†	†	†	†	†	†	†	†	†	†	†
417†	†	†	†	†	†	†	†	†	†	†	†	†	†	†	†	†	†	†	†	†	†	†	†	†
418†	†	†	†	†	†	†	†	†	†	†	†	†	†	†	†	†	†	†	†	†	†	†	†	†
501	134	–	–	38	12	41	2	41	–	30	1	5.5	16100	–	9	–	5.0	85	–	4	4	2	–	–
502	22	–	–	32	27	9	–	8	–	8	–	6.4	24100	–	–	–	–	–	–	–	–	2	–	–
503	35	–	–	20	11	17	–	17	–	12	–	5.7	13900	–	4	...	...	...	–	–	–	6	3	–
504	38	–	–	32	24	12	–	12	–	9	–	7.0	27500	–	3	...	...	...	–	–	–	–	1	–
505	49	–	–	22	14	20	–	20	–	15	–	7.3	31800	–	3	...	...	...	–	–	–	3	2	–
506	49	–	–	33	22	17	–	17	–	11	–	7.4	29700	–	6	–	5.0	...	–	1	1	4	–	1
508	14	–	–	29	21	5	–	5	–	5	–	7.4	15000	–	–	–	–	–	–	–	–	–	–	–
509	15	–	–	40	13	4	...	...	...	...	...	...	...	–	...	...	...	...	–	...	...	...	...	...
510	219	–	–	29	7	70	–	63	–	55	–	6.8	29100	–	14	–	5.6	74	–	1	1	6	4	–
511	46	–	–	48	4	11	–	11	–	11	–	7.5	35700	–	–	–	–	–	–	–	–	1	–	–
512	286	–	–	32	4	95	–	91	–	73	–	5.9	19900	–	17	–	5.1	84	–	4	4	7	4	–
513	29	–	–	35	3	9	–	9	–	9	–	5.2	14000	–	–	–	–	–	–	–	–	1	–	–

Characteristics of Housing Units and Population, by Blocks: 1970—Con.

[Data exclude vacant seasonal and vacant migratory housing units. For minimum base for derived figures (percent, average, etc.) and meaning of symbols, see text]

Blocks Within Block Numbering Areas or Census Tracts	Total population	Percent of total population: Negro	In group quarters	Under 18 years	62 years and over	Year-round housing units: Total	Lacking some or all plumbing facilities	Units in—: One-unit structures	Structures of 10 or more units	Occupied housing units: Owner: Total	Lacking some or all plumbing facilities	Average number of rooms	Average value (dollars)	Percent Negro	Renter: Total	Lacking some or all plumbing facilities	Average number of rooms	Average contract rent (dollars)	Percent Negro	1.01 or more persons per room: Total	With all plumbing facilities	One-person households	With female head of family	With roomers, boarders, or lodgers
CITY	29347	34	5	34	11	9504	793	6935	164	4444	94	5.9	17000	15	4643	653	4.1	57	47	954	738	1569	1201	320
1	4119	1	18	20	16	1484	38	779	47	534	12	6.3	14800	–	788	23	4.3	62	1	61	57	368	142	64
101	15	–	–	40	–	7	–	5	–	2	...	...	...	–	1	...	...	...	–	...	...	...	...	...
102	15	–	–	13	33	10	2	9	–	5	2	5.2	7700	–	3	...	...	...	–	–	–	3	1	–
104	15	–	–	7	13	6	1	3	–	4	...	...	...	–	1	...	...	...	–	–	–	–	1	1
105	12	–	–	25	8	5	–	5	–	2	...	...	...	–	3	...	...	...	–	–	–	2	1	–
106	20	–	–	10	20	11	–	11	–	9	–	5.6	11500	–	1	...	...	...	–	–	–	3	–	–
107	86	–	–	21	19	30	1	22	–	12	1	5.3	11600	–	18	–	4.4	86	–	–	–	1	8	3
108	60	–	–	32	10	22	–	19	–	6	–	5.2	10000	–	15	–	4.6	65	–	2	2	4	2	–
109	62	–	–	26	11	23	–	15	–	4	...	...	...	–	17	–	4.9	57	–	2	2	4	3	1
110	2	...	...	...	...	2	...	...	...	...	...	...	...	...	...	...	...	...	...	...	...	...	...	...
111	53	–	–	25	13	19	2	14	–	3	...	...	...	–	16	1	4.6	59	–	1	1	5	1	–
112	33	–	–	46	6	10	1	6	–	7	1	5.9	12100	–	2	...	...	...	–	–	–	2	–	–
113	26	–	–	23	8	11	2	7	–	5	–	5.2	9800	–	6	2	3.8	55	–	–	–	3	–	1
115	46	–	–	33	2	16	–	8	–	14	–	4.3	6500	–	1	...	...	...	–	–	–	–	–	–
118	18	–	–	17	28	6	–	4	–	3	...	...	...	–	3	...	...	...	–	–	–	3	1	1
201	27	–	–	11	44	16	1	5	–	4	...	...	...	–	9	–	3.8	52	–	–	–	5	–	2
202	52	–	–	21	19	26	–	5	–	7	–	6.3	...	–	17	–	3.4	58	–	1	1	9	1	1
203	75	–	–	15	23	55	10	10	25	4	...	...	...	–	35	7	3.5	62	–	3	1	19	6	–
204	12	–	–	25	17	5	–	4	–	2	...	...	...	–	3	...	...	...	–	–	–	1	1	–
205	28	7	–	7	29	20	–	2	–	–	–	–	–	–	17	–	3.3	68	–	–	–	9	–	1
206	56	5	20	7	32	30	–	4	22	4	...	...	...	...	24	–	3.8	70	–	–	–	18	4	1
207	29	–	–	31	10	16	–	2	–	2	...	...	...	–	8	–	4.1	71	–	1	1	3	–	1
208	43	–	–	37	7	17	–	5	–	3	...	...	...	–	12	–	4.2	53	–	4	4	6	1	1
209	36	6	–	33	11	10	–	5	–	2	...	...	...	...	8	–	4.9	46	13	2	2	–	2	1
210	43	12	–	21	21	16	3	11	–	7	–	5.1	7900	–	9	3	4.3	44	22	2	2	3	1	1
211	89	–	–	27	9	38	1	9	–	3	...	...	...	–	31	1	4.3	54	–	3	2	10	3	1
212	80	–	–	28	21	44	2	10	–	4	...	...	...	–	33	2	3.5	48	–	3	3	15	5	–
213	26	–	–	19	27	19	–	6	–	3	...	...	...	–	12	–	3.8	49	–	–	–	9	1	–
214	15	–	–	–	67	6	–	6	–	5	–	7.6	24800	–	1	...	...	...	–	–	–	2	1	2
215	8	–	–	–	75	7	–	3	–	1	...	...	...	–	4	...	...	...	–	–	–	2	–	–
216	11	–	–	–	73	7	–	7	–	4	...	...	...	–	1	...	...	...	–	–	–	2	–	–
217	33	–	–	18	27	16	–	10	–	6	–	6.0	14800	–	9	–	4.3	63	–	–	–	6	3	1
218	72	–	–	22	24	30	4	9	–	6	–	8.2	...	–	23	4	3.9	47	–	2	2	12	7	2
219	39	–	–	–	26	21	–	12	–	6	–	6.3	11500	–	11	–	4.6	78	–	–	–	5	4	2
220	97	–	–	27	18	37	1	16	–	11	–	6.2	10700	–	25	1	4.1	55	–	2	1	9	7	2
221	35	–	–	6	20	16	–	3	–	4	...	...	...	–	12	–	3.5	65	–	–	–	4	–	1
222	40	–	–	33	–	16	–	3	–	4	...	...	...	–	10	–	4.1	52	–	2	2	4	3	1
223	48	–	–	33	17	19	–	11	–	10	–	6.3	8300	–	7	–	4.0	61	–	–	–	2	2	1
301	40	–	–	13	35	22	–	12	–	9	–	5.9	12800	–	13	–	4.5	53	–	–	–	9	–	–
302	10	–	60	20	–	3	...	...	...	...	...	...	...	–	...	...	...	...	–	...	...	...	...	...
303	43	–	–	7	49	26	–	8	–	7	–	6.4	12500	–	16	–	4.7	58	–	–	–	8	3	–
304	14	–	–	21	43	7	–	5	–	4	...	...	...	–	2	...	...	...	–	–	–	1	–	–
305	8	–	–	13	38	6	–	2	–	2	...	...	...	–	3	...	...	...	–	–	–	3	1	–
306	37	–	–	30	30	18	–	9	–	5	–	6.6	...	–	9	–	3.4	81	–	1	1	6	–	2
307	29	–	–	38	21	9	–	6	–	4	...	...	...	–	5	–	6.0	59	–	–	–	1	2	1
308	23	–	–	17	26	12	–	6	–	6	–	6.2	14500	–	6	–	4.3	73	–	–	–	6	3	–
309	28	–	–	39	14	10	–	6	–	8	–	6.9	...	–	2	...	...	...	–	–	–	4	1	–
310	59	–	–	31	17	18	–	13	–	11	–	8.6	20500	–	5	–	5.8	73	–	–	–	3	1	1
311	129	–	5	20	22	51	1	31	–	22	1	6.7	12800	–	26	–	4.0	62	–	1	1	13	5	9
312	720	1	99	1	–	3	...	...	...	...	...	...	...	...	...	...	...	...	...	...	...	...	...	...
313	48	–	–	33	19	16	–	14	–	8	–	6.3	11300	–	7	–	4.9	65	–	1	1	3	3	1
314	79	–	–	35	8	21	–	17	–	7	–	6.3	7600	–	13	–	5.2	63	–	2	2	1	2	1
315	12	–	–	17	17	6	–	4	–	1	...	...	...	–	4	...	...	...	–	–	–	1	–	1
316	28	–	–	21	18	8	–	3	–	4	...	...	...	–	4	...	...	...	–	1	1	2	–	1
317	21	–	–	19	10	7	–	5	–	4	...	...	...	–	3	...	...	...	–	–	–	3	1	2
318	19	–	–	16	47	10	–	10	–	9	–	6.8	22500	–	–	–	–	–	–	–	–	3	1	–
319	30	–	–	17	23	12	–	7	–	5	–	7.4	27800	–	7	–	4.9	122	–	–	–	2	3	1
401	50	–	–	28	28	21	–	16	–	13	–	7.7	25900	–	8	–	5.1	129	–	–	–	7	2	–
402	37	–	–	11	32	19	1	15	–	15	–	6.8	20200	–	4	...	...	...	–	–	–	7	1	1
404	30	–	–	30	33	13	1	13	–	12	1	6.4	19200	–	1	...	...	...	–	–	–	5	1	–
405	32	–	–	25	22	14	–	8	–	8	–	6.9	20000	–	3	...	...	...	–	1	1	–	4	2
406	28	–	–	32	11	11	–	9	–	9	–	6.0	19500	–	2	...	...	...	–	–	–	4	–	–
407	45	–	–	27	2	20	–	8	–	4	...	...	...	–	15	–	3.9	72	–	1	1	3	3	1
408	39	–	–	15	26	17	–	15	–	12	–	5.9	10300	–	4	...	...	...	–	–	–	3	1	–
409	98	–	–	28	26	39	–	18	–	15	–	6.5	13200	–	20	–	4.5	57	–	2	2	9	3	2
410	31	–	–	32	3	13	–	4	–	2	...	...	...	–	9	–	5.3	67	–	1	1	1	2	–
411	68	–	–	40	13	26	–	17	–	6	–	4.3	...	–	15	–	5.6	64	–	2	2	4	1	1
412	85	–	–	32	20	35	1	15	–	7	1	6.3	10500	–	22	–	4.0	55	–	5	5	7	3	–
413	46	–	–	17	28	29	1	8	–	7	–	6.0	...	–	15	1	3.5	51	–	1	1	9	4	1
414	43	–	–	23	40	24	–	13	–	12	–	6.3	13500	–	7	–	3.3	64	–	–	–	9	1	–
415	82	–	–	22	23	36	–	12	–	11	–	6.4	15700	–	23	–	3.8	83	–	1	1	8	2	1
416	23	–	–	9	30	16	–	7	–	6	–	6.3	...	–	8	–	4.6	61	–	–	–	8	1	–
417	35	–	–	11	23	17	–	3	–	2	...	...	...	–	13	–	4.5	57	–	1	1	3	2	–
418#	110	–	–	35	8	41	–	23	–	11	–	5.6	9200	–	24	–	4.5	54	–	2	2	6	2	–
501	38	–	–	40	26	15	1	10	–	2	...	...	...	–	11	–	4.4	53	–	2	2	3	1	–
502	36	–	–	33	3	13	–	10	–	4	...	...	...	–	7	–	5.3	56	–	1	1	1	2	–
504	4	...	...	...	...	2	...	...	...	...	...	...	...	...	...	...	...	...	...	...	...	...	...	...
506	39	36	–	21	3	16	–	7	–	3	...	...	...	...	12	–	4.3	48	50	–	–	2	–	2
507	42	–	–	21	7	16	–	7	–	5	–	5.2	10300	–	10	–	3.8	65	–	2	2	–	3	–
508	29	–	–	28	17	11	–	11	–	7	–	5.4	7600	–	4	...	...	...	–	1	1	2	2	–
509	20	–	–	30	20	6	–	5	–	3	...	...	...	–	3	...	...	...	–	–	–	–	–	1
512	–	–	–	–	–	1	...	...	...	...	...	...	...	–	...	...	...	...	–	...	...	...	...	...
513	2	...	...	...	...	1	...	...	...	...	...	...	...	...	...	...	...	...	...	...	...	...	...	...
514	2	...	...	...	...	1	...	...	...	...	...	...	...	...	...	...	...	...	...	...	...	...	...	...
519	24	–	–	25	17	10	–	6	–	7	–	5.4	16500	–	3	...	...	...	–	1	1	3	–	–
520	39	–	–	31	10	14	–	14	–	11	–	7.2	18800	–	1	...	...	...	–	–	–	–	–	1
521	30	–	–	17	20	10	–	10	–	10	–	6.0	17500	–	–	–	–	–	–	–	–	1	–	–
522	33	–	–	18	9	13	–	13	–	13	–	5.8	22400	–	–	–	–	–	–	–	–	1	2	–

Characteristics of Housing Units and Population, by Blocks: 1970—Con.

[Data exclude vacant seasonal and vacant migratory housing units. For minimum base for derived figures (percent, average, etc.) and meaning of symbols, see text]

Blocks Within Block Numbering Areas or Census Tracts	Total population	Percent of total population				Year-round housing units				Occupied housing units													
								Units in—		Owner					Renter					1.01 or more persons per room				
	Total population	Negro	In group quarters	Under 18 years	62 years and over	Total	Lacking some or all plumbing facilities	One-unit structures	Structures of 10 or more units	Total	Lacking some or all plumbing facilities	Average number of rooms	Average value (dollars)	Percent Negro	Total	Lacking some or all plumbing facilities	Average number of rooms	Average contract rent (dollars)	Percent Negro	Total	With all plumbing facilities	One-person households	With female head of family	With roomers, boarders, or lodgers
523	30	–	–	17	30	13	–	13	–	13	–	6.1	20100	–	–	–	–	–	–	–	–	1	1	1
524	23	–	–	35	9	8	–	6	–	5	–	7.4	27800	–	3	...	...	...	–	–	–	2	–	–
525	12	–	–	33	8	13	–	13	–	4	...	...	...	–	–	–	–	–	–	...	...	...	...	...
2	2039	69	3	41	12	582	83	389	–	101	8	5.3	7700	34	462	74	4.4	47	66	117	101	112	123	23
101	4	...	...	...	...	2	...	...	...	...	...	...	...	...	...	...	...	...	...	...	...	...	...	...
102	1	...	...	...	...	1	...	...	...	...	...	...	...	...	...	...	...	...	...	...	...	...	...	...
103	2	...	...	...	...	2	...	...	...	...	...	...	...	...	...	...	...	...	...	...	...	...	...	...
105	11	–	–	27	–	5	3	2	–	1	...	...	...	–	4	...	...	...	–	–	–	1	1	–
107	53	100	–	42	9	15	8	15	–	–	–	–	–	–	15	8	3.8	32	100	5	2	5	6	1
118#	17	100	–	47	12	5	4	1	–	–	–	–	–	–	5	4	4.6	67	100	1	1	1	2	–
119#	29	100	–	66	7	7	1	6	–	1	...	...	...	...	5	1	4.4	43	100	3	3	–	3	–
120	8	100	–	50	–	2	...	...	...	...	...	...	...	...	...	...	...	...	...	...	...	...	...	...
122	8	–	–	–	50	6	6	–	–	–	–	–	–	–	6	6	3.0	25	–	–	–	4	–	–
123	74	32	82	5	14	3	...	...	...	...	...	...	...	...	...	...	...	...	...	...	...	...	...	...
128#	18	61	–	28	6	6	2	6	–	1	...	...	...	...	5	1	4.2	41	40	1	1	3	–	1
129	38	–	–	3	47	23	9	18	–	10	4	3.8	3900	–	13	5	3.1	38	–	–	–	11	3	–
201	105	100	–	71	4	19	–	8	–	–	–	–	–	–	19	–	5.4	54	100	8	8	–	7	1
202	25	–	–	24	32	10	4	10	–	1	...	...	...	–	8	4	3.9	33	–	2	1	4	–	–
203	233	100	–	52	14	55	3	29	–	–	–	–	–	–	55	3	4.3	46	100	17	15	11	21	3
204	69	100	–	67	–	12	–	11	–	–	–	–	–	–	12	–	5.6	58	100	5	5	–	3	–
205	93	100	–	63	–	17	–	11	–	–	–	–	–	–	17	–	5.2	55	100	7	7	–	8	1
206	83	100	–	64	–	16	–	8	–	–	–	–	–	–	16	–	5.0	49	100	7	7	–	8	–
208	34	100	–	62	6	5	–	3	–	–	–	–	–	–	5	–	5.4	57	100	3	3	1	–	–
209	99	100	–	65	5	19	–	11	–	–	–	–	–	–	19	–	5.1	50	100	7	7	1	8	1
210	63	100	–	51	11	14	–	5	–	–	–	–	–	–	14	–	4.7	50	100	5	5	–	5	1
211	79	100	–	51	4	16	–	9	–	–	–	–	–	–	15	–	5.5	54	100	6	6	2	4	–
213	8	–	–	25	25	3	...	...	...	...	...	...	...	–	...	...	...	...	–	...	...	...	...	...
214	3	...	...	...	...	2	...	...	...	...	...	...	...	...	...	...	...	...	...	...	...	...	...	...
215	27	–	–	37	11	8	–	8	–	1	...	...	...	–	7	–	4.7	45	–	2	2	1	–	–
216	44	–	–	25	11	16	–	16	–	10	–	4.9	9100	–	6	–	5.5	47	–	1	1	3	–	–
217	19	–	–	5	37	7	1	7	–	4	...	...	...	–	3	...	...	...	–	–	–	–	1	1
218	38	–	–	26	18	18	1	6	–	5	–	5.4	...	–	11	1	3.4	40	–	2	2	6	2	–
219	55	–	–	35	4	16	–	13	–	2	...	...	...	–	14	–	4.6	57	–	1	1	2	2	–
220	38	–	–	34	16	12	2	7	–	2	...	...	...	–	9	2	4.2	41	–	1	1	1	1	–
223	14	64	–	14	36	6	2	4	–	3	...	...	...	...	3	...	...	...	...	–	–	1	2	–
224	37	100	–	27	30	13	3	11	–	4	...	...	...	...	9	3	3.2	35	100	1	–	2	5	2
225	34	100	–	29	6	10	4	6	–	2	...	...	...	...	8	4	3.8	35	100	3	1	1	3	1
226#	151	97	–	40	14	45	8	33	–	11	–	5.5	6200	100	29	8	4.3	46	97	12	7	7	9	2
228	17	100	–	12	47	11	1	5	–	2	...	...	...	...	8	–	3.0	35	100	1	1	6	2	–
230	11	100	–	46	–	2	...	...	...	...	...	...	...	...	...	...	...	...	...	...	...	...	...	...
231	185	39	–	22	17	70	8	57	–	20	2	4.9	6700	45	47	6	4.2	44	45	5	5	13	6	5
232	31	–	–	29	10	13	–	7	–	5	–	6.0	...	–	8	–	4.1	70	–	–	–	4	–	–
233#	135	60	–	30	12	52	9	26	–	7	1	4.9	...	57	41	8	4.2	51	59	6	4	11	6	3
236	35	20	–	34	14	13	2	9	–	2	...	...	...	...	11	2	4.1	44	9	3	3	5	2	–
706	11	18	–	9	9	5	–	5	–	1	...	...	...	...	4	...	...	...	...	–	–	–	1	–
3	3090	–	–	31	9	1060	16	908	–	596	8	5.0	10400	–	437	8	4.3	63	–	63	63	125	81	13
101	130	–	–	29	9	44	1	40	–	26	1	5.4	12700	–	18	–	4.4	70	–	–	–	4	3	1
102	41	–	–	37	5	14	–	9	–	4	...	...	...	–	10	–	3.9	66	–	1	1	2	1	–
103	38	–	–	32	3	13	–	13	–	5	–	5.0	11800	–	8	–	5.0	86	–	–	–	1	–	–
104	29	–	–	38	–	9	–	7	–	5	–	6.0	12300	–	4	...	...	...	–	1	1	1	–	–
105	61	–	–	21	7	22	–	22	–	17	–	4.8	10200	–	5	–	4.4	67	–	–	–	1	–	–
106	41	–	–	29	12	15	–	12	–	9	–	5.2	11900	–	6	–	4.7	71	–	1	1	2	1	–
107	67	–	–	33	12	21	–	20	–	14	–	5.4	11500	–	7	–	4.6	89	–	3	3	2	–	–
108	28	–	–	29	7	11	–	8	–	5	–	5.8	14000	–	6	–	3.8	68	–	–	–	2	1	2
109	36	–	–	25	22	14	–	14	–	9	–	5.4	20000	–	5	–	5.0	85	–	1	1	3	2	–
110	40	–	–	40	–	11	–	11	–	8	–	5.0	12800	–	3	...	...	...	–	1	1	–	–	–
111	58	–	–	29	5	24	–	24	–	16	–	4.6	10500	–	6	–	4.0	75	–	1	1	4	1	–
112	80	–	–	35	5	29	1	29	–	13	–	4.8	9900	–	15	1	4.1	66	–	–	–	3	4	–
113	88	–	–	33	6	27	–	27	–	21	–	5.2	10600	–	6	–	4.3	70	–	2	2	1	2	–
115	36	–	–	25	6	13	–	10	–	9	–	4.6	11700	–	3	...	...	...	–	–	–	1	–	–
116	68	–	–	28	6	21	–	21	–	19	–	4.9	9400	–	2	...	...	...	–	–	–	2	3	–
117	73	–	–	32	7	27	–	25	–	19	–	4.8	10600	–	5	–	4.2	71	–	2	2	2	–	1
118#	66	–	–	38	3	17	–	15	–	12	–	5.1	10800	–	5	–	4.2	79	–	4	4	–	–	–
119	48	–	–	31	8	16	–	14	–	7	–	5.4	10200	–	7	–	4.4	62	–	2	2	2	1	–
120	60	–	–	27	5	22	–	22	–	15	–	4.5	10600	–	6	–	3.7	65	–	2	2	1	2	1
121	44	–	–	27	2	16	–	16	–	13	–	5.2	10300	–	3	...	...	...	–	–	–	3	2	–
122	40	–	–	25	18	15	–	15	–	10	–	4.7	10300	–	4	...	...	...	–	1	1	2	2	–
123	37	–	–	30	11	11	–	11	–	3	...	...	...	–	8	–	4.8	74	–	–	–	–	3	–
201#	35	–	–	43	9	12	–	5	–	1	...	...	...	–	10	–	3.8	54	–	2	2	2	1	–
202	10	–	–	50	10	3	...	...	...	...	...	...	...	–	...	...	...	...	–	...	...	...	...	...
203	17	–	–	35	18	5	–	5	–	3	...	...	...	–	2	...	...	...	–	–	–	–	2	–
204	8	–	–	–	38	3	...	...	...	...	...	...	...	–	...	...	...	...	–	...	...	...	...	...
206	15	–	–	13	7	8	–	7	–	4	...	...	...	–	2	...	...	...	–	–	–	1	1	–
207	34	–	–	27	6	11	–	7	–	2	...	...	...	–	9	–	4.2	51	–	1	1	1	1	–
208	41	–	–	32	7	16	–	16	–	9	–	5.0	9300	–	6	–	4.2	68	–	–	–	3	–	–
209	49	–	–	37	8	14	–	14	–	10	–	5.0	9000	–	4	...	...	...	–	2	2	1	2	–
210	29	–	–	35	10	9	2	7	–	3	...	...	...	–	6	1	4.2	47	–	1	1	2	2	–
211	70	–	–	31	7	25	–	15	–	7	–	6.4	9500	–	16	–	4.0	61	–	4	4	2	1	–
212	33	–	–	39	6	9	–	7	–	5	–	4.8	10200	–	4	...	...	...	–	1	1	–	–	–
213	144	–	–	31	6	51	4	42	–	27	2	5.2	8700	–	24	2	4.3	54	–	2	2	9	6	–
214	83	–	–	30	17	30	–	15	–	10	–	5.0	7300	–	19	–	3.8	55	–	3	3	2	3	3
215	23	–	–	17	17	10	–	10	–	5	–	5.2	11500	–	4	...	...	...	–	–	–	2	–	–
217	46	–	–	35	13	16	–	13	–	7	–	5.1	8300	–	9	–	4.4	57	–	–	–	3	2	–
218	37	–	–	16	32	17	–	11	–	7	–	4.3	5700	–	9	–	4.4	51	–	–	–	6	2	1
219	78	–	–	30	9	24	–	20	–	9	–	5.2	10900	–	14	–	4.8	56	–	4	4	2	5	–
220	48	–	–	35	6	15	–	11	–	5	–	6.0	7700	–	10	–	4.2	56	–	–	–	2	2	–
221	11	–	–	–	18	6	2	4	–	4	...	...	...	–	2	...	...	...	–	–	–	2	1	1

Characteristics of Housing Units and Population, by Blocks: 1970—Con.

[Data exclude vacant seasonal and vacant migratory housing units. For minimum base for derived figures (percent, average, etc.) and meaning of symbols, see text]

Blocks Within Block Numbering Areas or Census Tracts	Total population	Percent of total population: Negro	In group quarters	Under 18 years	62 years and over	Year-round housing units: Total	Lacking some or all plumbing facilities	Units in—: One-unit structures	Structures of 10 or more units	Occupied housing units: Owner: Total	Lacking some or all plumbing facilities	Average number of rooms	Average value (dollars)	Percent Negro	Renter: Total	Lacking some or all plumbing facilities	Average number of rooms	Average contract rent (dollars)	Percent Negro	1.01 or more persons per room: Total	With all plumbing facilities	One-person households	With female head of family	With roomers, boarders, or lodgers
301	36	-	-	22	19	13	1	11	-	7	-	5.4	10900	-	6	1	4.7	62	-	-	-	1	-	1
302	52	-	-	29	14	19	-	15	-	8	-	5.4	9400	-	11	-	4.5	56	-	1	1	6	-	-
303	60	-	-	27	2	20	1	20	-	12	-	4.8	10800	-	8	1	4.4	46	-	-	-	-	3	-
304	74	-	-	39	3	22	-	20	-	15	-	4.9	13200	-	6	-	4.2	75	-	5	5	2	2	-
305	70	-	-	40	-	19	-	17	-	9	-	5.2	11300	-	10	-	4.5	75	-	2	2	-	-	-
306	23	-	-	22	22	10	-	6	-	5	-	4.6	6300	-	4	...	...	...	-	-	-	1	-	-
307	28	-	-	21	11	11	-	9	-	7	-	5.4	10200	-	4	...	...	...	-	-	-	2	1	-
308	31	-	-	26	36	12	-	10	-	6	-	5.2	7400	-	6	-	4.5	50	-	-	-	4	-	2
309	58	-	-	28	17	21	1	17	-	11	1	4.8	8300	-	9	-	4.0	47	-	2	2	3	-	-
310	25	-	-	12	48	11	-	9	-	5	-	4.2	...	-	6	-	4.2	53	-	-	-	2	1	-
311	66	-	-	36	8	21	1	18	-	11	-	4.8	10300	-	10	1	4.2	59	-	2	2	3	2	-
312	57	-	-	33	9	20	-	6	-	8	-	3.8	...	-	12	-	4.3	65	-	-	-	2	1	-
313	18	-	-	22	-	7	-	6	-	5	-	4.8	10800	-	2	...	...	...	-	-	-	1	-	-
314	29	-	-	38	3	9	-	9	-	7	-	4.7	10900	-	2	...	...	...	-	-	-	1	-	-
315	50	-	-	42	4	17	-	15	-	11	-	4.8	10600	-	4	...	...	...	-	1	1	2	1	-
316	40	-	-	30	3	13	1	12	-	9	1	4.7	11600	-	4	...	...	...	-	-	-	1	-	-
317	52	-	-	35	4	16	-	16	-	13	-	4.8	11100	-	3	...	...	...	-	-	-	-	-	-
318	52	-	-	37	2	16	-	16	-	13	-	4.8	10100	-	3	...	...	...	-	1	1	-	1	-
319	49	-	-	35	4	16	-	16	-	14	-	4.9	10100	-	2	...	...	...	-	-	-	2	1	-
320	26	-	-	31	15	9	-	9	-	8	-	5.3	7200	-	1	...	...	...	-	1	1	1	1	-
321	31	-	-	23	7	14	-	10	-	7	-	4.7	7600	-	6	-	3.5	52	-	1	1	3	-	-
322	31	-	-	23	10	13	1	11	-	2	...	...	...	-	11	1	4.1	50	-	1	1	3	3	-
323	27	-	-	30	11	9	-	6	-	2	...	...	...	-	7	-	4.1	55	-	1	1	1	2	-
324	18	-	-	39	11	5	-	5	-	5	-	5.2	...	-	-	-	-	-	-	1	1	1	1	-
325	67	-	-	33	6	21	-	19	-	15	-	5.0	10700	-	6	-	4.0	70	-	2	2	3	1	-
4	4096	-	1	35	8	1336	3	1031	114	867	2	5.7	19300	-	442	1	4.3	88	-	38	37	132	103	22
101	48	-	-	33	10	16	-	16	-	15	-	7.1	28700	-	1	...	...	...	-	-	-	-	-	-
103	27	-	-	41	22	9	-	9	-	9	-	7.6	33900	-	-	-	-	-	-	-	-	3	-	-
104	31	-	-	26	13	13	-	13	-	12	-	7.3	29500	-	1	...	...	...	-	-	-	6	-	-
105	264	-	2	31	2	93	-	57	35	44	-	5.4	15200	-	48	-	4.2	129	-	3	3	12	9	4
106	69	-	-	39	1	19	-	19	-	17	-	5.2	14400	-	2	...	...	...	-	1	1	-	-	-
107	14	-	-	36	14	4	...	...	...	...	...	...	...	-	...	...	...	...	-	...	...	...	...	...
108	103	-	-	31	14	38	1	38	-	33	1	5.5	15900	-	4	...	...	...	-	1	-	4	3	-
109	126	-	-	37	9	41	-	41	-	32	-	5.4	14300	-	7	-	5.1	98	-	1	1	6	1	1
110	29	-	-	31	-	9	-	9	-	5	-	5.4	13800	-	4	...	...	...	-	-	-	-	1	-
111#	31	-	-	23	7	12	1	10	-	7	1	5.7	15900	-	5	-	4.6	105	-	-	-	1	-	-
112	136	-	-	24	7	55	-	25	11	22	-	6.3	25900	-	33	-	4.1	112	-	-	-	8	3	7
113	64	-	-	31	6	22	-	22	-	21	-	4.9	12700	-	1	...	...	...	-	-	-	3	1	-
114	46	-	-	13	63	27	-	5	-	4	...	...	...	-	23	-	2.8	30	-	-	-	14	-	-
115	51	-	-	16	43	26	-	2	-	-	-	-	-	-	26	-	3.7	40	-	1	1	11	5	-
116	42	-	-	10	50	20	-	2	-	-	-	-	-	-	20	-	3.6	38	-	1	1	8	2	-
117	61	-	-	64	-	14	-	5	-	-	-	-	-	-	13	-	5.7	67	-	1	1	-	7	1
118	191	-	-	42	14	61	-	31	-	13	-	5.3	16000	-	45	-	4.6	55	-	4	4	3	16	1
119	46	-	-	41	4	16	-	16	-	9	-	4.8	10100	-	5	-	4.6	73	-	-	-	1	1	-
120	30	-	-	27	7	11	-	7	-	2	...	...	...	-	9	-	4.8	71	-	-	-	-	1	-
121	45	-	-	27	2	16	-	15	-	14	-	4.2	10500	-	2	...	...	...	-	-	-	1	1	-
122	146	-	-	36	9	48	1	39	-	24	-	5.7	12200	-	22	1	4.5	67	-	3	3	5	5	2
123	36	-	-	39	14	11	-	11	-	5	-	4.6	7800	-	6	-	4.2	52	-	3	3	2	1	-
124	25	-	-	16	8	8	-	5	-	5	-	6.6	...	-	3	...	...	...	-	-	-	1	1	1
125	102	1	-	29	6	39	-	15	-	6	-	5.8	12500	-	32	-	4.1	89	-	3	3	3	4	-
126	76	-	-	25	8	28	-	24	-	17	-	5.9	16000	-	10	-	4.5	77	-	-	-	3	3	-
202	18	-	-	56	-	4	...	...	...	...	...	...	...	-	...	...	...	...	-	...	...	...	...	...
203	26	-	-	42	-	7	-	7	-	7	-	6.0	24600	-	-	-	-	-	-	-	-	-	-	-
205	25	-	-	52	-	7	-	7	-	5	-	5.4	15300	-	2	...	...	...	-	-	-	-	2	-
206	23	-	-	26	-	8	-	8	-	7	-	5.4	18400	-	1	...	...	...	-	-	-	-	-	-
207	33	-	-	42	-	9	-	9	-	9	-	5.7	20100	-	-	-	-	-	-	-	-	-	-	-
208	96	-	-	37	8	28	-	28	-	27	-	6.1	22500	-	-	-	-	-	-	1	1	1	-	-
209	116	-	-	41	-	31	-	31	-	31	-	5.8	21300	-	-	-	-	-	-	-	-	-	-	-
210	101	-	-	42	5	32	-	32	-	27	-	5.9	20600	-	3	...	...	...	-	-	-	3	2	-
211	97	-	-	39	2	31	-	31	-	28	-	5.6	22100	-	1	...	...	...	-	-	-	1	1	-
212	54	-	-	44	-	14	-	14	-	14	-	6.1	21000	-	-	-	-	-	-	-	-	-	-	-
213	33	-	-	33	3	13	-	13	-	12	-	5.4	18800	-	-	-	-	-	-	-	-	1	1	-
214	42	-	-	41	10	12	-	12	-	12	-	5.9	19200	-	-	-	-	-	-	-	-	-	1	-
215	140	-	-	34	13	44	-	44	-	39	-	5.7	19800	-	5	-	5.2	130	-	2	2	3	3	-
216	59	-	3	14	17	28	-	16	12	16	-	7.7	41400	-	11	-	4.0	88	-	-	-	6	2	2
218	9	-	-	44	-	2	...	...	...	...	...	...	...	-	...	...	...	...	-	...	...	...	...	...
219	30	-	-	40	-	9	-	9	-	9	-	6.0	22100	-	-	-	-	-	-	-	-	-	-	-
220	100	-	-	38	4	30	-	30	-	29	-	5.8	22500	-	1	...	...	...	-	-	-	1	2	-
221	-	-	-	-	-	1	...	...	...	...	...	...	...	-	...	...	...	...	-	...	...	...	...	...
222	30	-	-	40	3	9	-	9	-	9	-	6.2	25000	-	-	-	-	-	-	-	-	1	-	-
223	66	-	-	38	-	18	-	18	-	18	-	5.9	24000	-	-	-	-	-	-	-	-	-	-	-
224	44	-	-	43	2	12	-	12	-	12	-	6.0	23400	-	-	-	-	-	-	-	-	-	-	-
225	60	-	-	40	-	18	-	17	-	18	-	6.0	25200	-	-	-	-	-	-	-	-	-	1	-
226	61	-	-	46	2	16	-	16	-	15	-	6.5	24800	-	1	...	...	...	-	-	-	-	1	-
227	64	-	-	50	2	16	-	16	-	15	-	6.5	25100	-	-	-	-	-	-	1	1	-	-	-
301	53	-	60	8	57	9	-	4	-	4	...	...	...	-	4	...	...	...	-	-	-	-	-	1
302	73	-	11	36	12	20	-	20	-	19	-	5.1	14900	-	1	...	...	...	-	-	-	2	2	-
303	22	-	-	9	9	8	-	7	-	6	-	5.8	16500	-	2	...	...	...	-	-	-	-	2	-
304	34	-	-	38	-	10	-	10	-	10	-	4.9	13300	-	-	-	-	-	-	1	1	-	1	-
305	3	...	...	...	...	1	...	...	...	...	...	...	...	...	...	...	...	...	...	...	...	...	...	...
306	54	-	-	37	2	15	-	15	-	11	-	5.4	14800	-	4	...	...	...	-	1	1	1	-	-
307	43	-	-	42	-	13	-	10	-	9	-	4.9	13300	-	3	...	...	...	-	2	2	1	2	-
308	58	-	-	35	-	18	-	18	-	10	-	5.0	13500	-	8	-	4.6	66	-	-	-	1	-	-
309	53	-	-	51	2	12	-	12	-	12	-	5.5	16600	-	-	-	-	-	-	1	1	-	1	-
310	86	-	-	36	1	26	-	26	-	25	-	5.3	15700	-	-	-	-	-	-	1	1	2	2	-
311	196	-	-	26	3	79	-	12	56	10	-	5.3	20300	-	68	-	4.0	136	-	4	4	13	9	2
312	50	-	-	36	2	14	-	14	-	14	-	5.2	20400	-	-	-	-	-	-	-	-	-	1	-
313	55	-	-	27	4	17	-	17	-	17	-	5.4	18500	-	-	-	-	-	-	-	-	-	1	-

[Data exclude vacant seasonal and vacant migratory housing units. For minimum base for derived figures (percent, average, etc.) and meaning of symbols, see text]

Blocks Within Block Numbering Areas or Census Tracts	Total population	Percent of total population: Negro	In group quarters	Under 18 years	62 years and over	Year-round housing units: Total	Lacking some or all plumbing facilities	Units in—: One-unit structures	Structures of 10 or more units	Occupied housing units: Owner: Total	Lacking some or all plumbing facilities	Average number of rooms	Average value (dollars)	Percent Negro	Renter: Total	Lacking some or all plumbing facilities	Average number of rooms	Average contract rent (dollars)	Percent Negro	1.01 or more persons per room: Total	With all plumbing facilities	One-person households	With female head of family	With roomers, boarders, or lodgers
314	87	-	-	44	3	22	-	22	-	22	-	5.3	17900	-	-	-	-	-	-	2	2	-	-	-
315	63	-	-	38	2	17	-	17	-	14	-	5.1	17000	-	3	...	...	...	-	-	-	-	1	-
5	2911	-	-	33	11	976	3	925	-	834	3	6.9	27400	-	118	-	5.3	102	-	8	8	123	50	7
101	30	-	-	47	-	9	-	9	-	8	-	5.9	20900	-	-	-	-	-	-	-	-	-	-	-
102	23	-	-	48	-	8	-	8	-	6	-	5.2	22500	-	-	-	-	-	-	-	-	-	-	-
103	2	...	...	...	...	1	...	...	...	...	...	...	...	...	...	...	...	...	...	...	...	...	...	...
104	-	-	-	-	-	1	...	...	...	...	...	...	...	-	...	...	...	...	-	...	...	...	...	...
105	76	-	-	42	5	20	-	20	-	20	-	7.6	36400	-	-	-	-	-	-	-	-	-	-	-
106	26	-	-	39	-	8	-	8	-	8	-	7.1	32900	-	-	-	-	-	-	-	-	-	-	-
107	32	3	-	38	9	9	-	9	-	9	-	7.9	35300	-	-	-	-	-	-	-	-	-	-	-
108	16	-	-	44	-	4	...	...	...	...	...	...	...	-	...	...	...	...	-	...	...	...	...	...
110	67	-	-	43	2	17	-	17	-	16	-	7.1	28800	-	1	...	...	...	-	-	-	-	-	-
111	53	-	-	43	6	14	-	14	-	13	-	6.7	28600	-	-	-	-	-	-	-	-	-	-	-
112	25	-	-	40	-	7	-	7	-	7	-	7.0	28900	-	-	-	-	-	-	-	-	-	-	-
113	44	-	-	36	7	13	-	13	-	12	-	5.3	19000	-	1	...	...	...	-	-	-	-	-	-
114	26	-	-	23	12	11	-	10	-	7	-	5.3	15200	-	4	...	...	...	-	-	-	2	1	-
115	33	-	-	18	12	14	-	14	-	10	-	5.6	15100	-	3	...	...	...	-	-	-	2	1	-
116	30	-	-	37	7	10	-	10	-	7	-	5.6	17300	-	3	...	...	...	-	-	-	1	1	-
117	14	-	-	7	21	5	-	5	-	5	-	6.4	21500	-	-	-	-	-	-	-	-	-	-	-
118	27	-	-	37	7	9	-	9	-	8	-	6.0	19800	-	1	...	...	...	-	-	-	1	3	-
119	63	-	-	24	14	22	-	22	-	21	-	6.9	28300	-	1	...	...	...	-	-	-	2	3	-
120	34	3	-	6	29	14	-	14	-	14	-	6.6	26300	-	-	-	-	-	-	-	-	3	1	-
121	74	-	-	30	12	26	-	26	-	23	-	6.3	21600	-	3	...	...	...	-	-	-	4	1	-
122	38	-	-	16	16	15	-	15	-	15	-	6.9	22600	-	-	-	-	-	-	-	-	2	1	1
123	17	-	-	41	-	5	-	5	-	5	-	7.4	25000	-	-	-	-	-	-	-	-	-	-	-
124	49	-	-	35	16	18	-	18	-	16	-	6.3	19400	-	2	...	...	...	-	-	-	7	1	-
125	63	-	-	30	6	22	-	22	-	20	-	6.0	18500	-	2	...	...	...	-	1	1	5	-	-
126	30	-	-	23	20	12	-	9	-	8	-	6.5	18000	-	3	...	...	...	-	-	-	1	2	-
127	18	-	-	11	22	7	-	7	-	5	-	6.2	20300	-	2	...	...	...	-	-	-	1	-	-
128	36	-	-	36	11	12	-	12	-	11	-	6.4	14700	-	1	...	...	...	-	-	-	1	2	1
129	38	-	-	21	18	13	-	13	-	11	-	5.7	18000	-	2	...	...	...	-	-	-	1	-	-
130	22	-	-	46	-	6	-	6	-	5	-	7.2	33000	-	1	...	...	...	-	-	-	-	-	-
131	27	-	-	37	11	9	-	8	-	8	-	7.4	40000	-	1	...	...	...	-	-	-	1	-	-
132	28	-	-	29	11	10	-	10	-	10	-	6.7	25400	-	-	-	-	-	-	-	-	1	1	-
133	30	-	-	33	3	10	-	10	-	10	-	6.1	17500	-	-	-	-	-	-	-	-	-	2	1
134	45	-	-	18	16	19	-	19	-	15	-	6.5	19600	-	4	...	...	...	-	-	-	3	-	-
135	62	-	-	29	19	23	-	20	-	13	-	6.5	17500	-	10	-	5.1	79	-	1	1	5	2	-
136	46	-	-	30	22	19	-	14	-	15	-	6.9	18800	-	3	...	...	...	-	-	-	7	1	1
137	31	-	-	48	13	9	-	7	-	4	...	...	...	-	5	-	5.6	...	-	-	-	3	-	-
138	65	-	-	25	12	25	-	19	-	13	-	6.3	15500	-	11	-	4.9	73	-	-	-	2	1	-
139	33	-	-	15	30	13	-	13	-	12	-	7.1	23600	-	1	...	...	...	-	-	-	2	1	-
140	41	-	-	24	15	16	-	16	-	16	-	7.5	36900	-	-	-	-	-	-	-	-	6	-	-
141	15	-	-	20	33	6	-	6	-	5	-	7.0	26300	-	1	...	...	...	-	-	-	1	-	-
142	27	-	-	22	30	12	-	10	-	5	-	5.4	9300	-	6	-	5.5	75	-	-	-	2	-	-
143	25	-	-	28	36	10	-	10	-	9	-	7.0	17100	-	1	...	...	...	-	-	-	3	-	-
144	74	-	-	26	20	31	-	19	-	16	-	7.9	20200	-	14	-	4.5	115	-	-	-	8	4	1
145	37	-	-	3	35	17	-	17	-	15	-	5.9	20500	-	2	...	...	...	-	-	-	-	4	-
146	38	-	-	21	26	17	-	17	-	15	-	7.1	28700	-	-	-	-	-	-	-	-	2	2	-
147	44	-	-	18	14	15	-	15	-	15	-	7.1	33200	-	-	-	-	-	-	-	-	2	-	-
148	14	-	-	14	29	5	-	5	-	4	...	...	...	-	1	...	...	...	-	-	-	-	-	-
149	27	-	-	37	26	10	-	8	-	9	-	6.8	14500	-	1	...	...	...	-	-	-	2	2	-
150	33	-	-	18	21	12	1	10	-	11	1	6.7	15900	-	1	...	...	...	-	1	1	4	-	-
151	20	-	-	-	45	8	-	8	-	8	-	6.8	20300	-	-	-	-	-	-	-	-	-	1	1
152	51	-	-	28	18	23	-	15	-	17	-	6.6	18100	-	6	-	3.7	...	-	1	1	11	3	-
201	16	-	-	38	25	6	-	6	-	5	-	9.2	31800	-	1	...	...	...	-	-	-	2	-	-
202	33	-	-	30	30	12	-	12	-	11	-	6.9	19500	-	1	...	...	...	-	-	-	1	1	-
203#	25	-	-	36	16	10	-	6	-	4	...	...	...	-	6	-	5.2	103	-	-	-	4	-	-
204	25	-	-	16	32	11	-	11	-	9	-	7.9	27200	-	2	...	...	...	-	-	-	4	-	-
205	3	...	...	...	...	2	...	...	...	...	...	...	...	...	...	...	...	...	...	...	...	...	...	...
207	25	-	-	24	36	10	-	10	-	10	-	7.9	48000	-	-	-	-	-	-	-	-	2	1	-
208	20	-	-	40	10	6	-	6	-	6	-	9.0	43800	-	-	-	-	-	-	-	-	-	-	-
210	86	-	-	41	9	26	-	26	-	23	-	9.3	54300	-	-	-	-	-	-	-	-	1	3	-
211	21	-	-	57	5	5	1	5	-	5	1	8.2	53000	-	-	-	-	-	-	-	-	1	-	-
212	28	-	-	46	4	9	-	9	-	9	-	8.6	54200	-	-	-	-	-	-	-	-	3	1	-
214	18	-	-	56	-	4	...	...	...	...	...	...	...	-	...	...	...	...	-	...	...	...	...	...
215	17	-	-	41	-	5	-	5	-	5	-	8.0	56500	-	-	-	-	-	-	-	-	-	1	-
216	33	-	-	33	6	11	-	11	-	10	-	8.0	44800	-	-	-	-	-	-	-	-	-	-	-
217	53	-	-	49	6	16	-	16	-	14	-	8.5	46400	-	-	-	-	-	-	-	-	1	-	-
218	4	...	...	...	...	1	...	...	...	...	...	...	...	...	...	...	...	...	...	...	...	...	...	...
220	31	-	-	36	-	9	-	9	-	9	-	7.9	36100	-	-	-	-	-	-	-	-	-	-	-
221	4	...	...	...	...	1	...	...	...	...	...	...	...	...	...	...	...	...	...	...	...	...	...	...
222	41	-	-	44	5	11	-	11	-	11	-	8.3	43400	-	-	-	-	-	-	-	-	-	-	-
223	47	-	-	38	2	12	-	12	-	12	-	7.4	35000	-	-	-	-	-	-	-	-	-	-	1
225	103	-	-	46	3	28	-	28	-	27	-	7.6	33400	-	-	-	-	-	-	-	-	-	2	-
226	24	-	-	29	-	9	-	9	-	8	-	7.0	32200	-	1	...	...	...	-	-	-	1	-	-
227	56	-	-	45	2	16	-	16	-	13	-	7.7	33800	-	1	...	...	...	-	-	-	-	-	-
228	9	-	-	56	-	2	...	...	...	...	...	...	...	-	...	...	...	...	-	...	...	...	...	...
229	18	-	-	39	6	5	-	5	-	4	...	...	...	-	1	...	...	...	-	-	-	-	-	-
232	20	-	-	45	-	6	-	6	-	4	...	...	...	-	1	...	...	...	-	-	-	-	-	-
233	31	-	-	42	-	8	-	8	-	8	-	5.6	19500	-	-	-	-	-	-	1	1	-	-	-
234	27	-	-	30	4	8	-	8	-	8	-	5.5	21100	-	-	-	-	-	-	-	-	-	-	-
235	53	-	-	42	2	13	-	13	-	12	-	5.6	21300	-	1	...	...	...	-	-	-	-	-	-
236	18	-	-	39	-	5	-	5	-	5	-	5.4	19300	-	-	-	-	-	-	1	1	1	-	-
237	17	-	-	24	-	5	-	5	-	5	-	5.4	19800	-	-	-	-	-	-	-	-	-	-	-
238	37	-	-	38	5	10	-	10	-	9	-	5.1	16300	-	1	...	...	...	-	1	1	1	-	-
239	56	-	-	45	-	16	-	16	-	14	-	5.5	21000	-	2	...	...	...	-	1	1	1	-	-
240	30	-	-	37	7	10	-	10	-	8	-	5.4	20400	-	1	...	...	...	-	-	-	-	-	-
241	24	-	-	46	4	7	1	7	-	6	1	5.3	19800	-	1	...	...	...	-	-	-	1	-	-

Characteristics of Housing Units and Population, by Blocks: 1970—Con.

[Data exclude vacant seasonal and vacant migratory housing units. For minimum base for derived figures (percent, average, etc.) and meaning of symbols, see text]

Blocks Within Block Numbering Areas or Census Tracts	Total population	Percent of total population				Year-round housing units				Occupied housing units														
								Units in—		Owner					Renter					1.01 or more persons per room				
	Total population	Negro	In group quarters	Under 18 years	62 years and over	Total	Lacking some or all plumbing facilities	One-unit structures	Structures of 10 or more units	Total	Lacking some or all plumbing facilities	Average number of rooms	Average value (dollars)	Percent Negro	Total	Lacking some or all plumbing facilities	Average number of rooms	Average contract rent (dollars)	Percent Negro	Total	With all plumbing facilities	One-person households	With female head of family	With roomers, boarders, or lodgers
242	3	...	...	...	...	1	...	...	...	...	...	...	...	...	...	...	...	...	...	...	...	...	...	...
243	15	-	-	27	13	4	...	...	...	...	...	...	...	-	...	...	...	...	-	...	...	...	...	...
244	5	-	-	60	-	1	...	...	...	...	...	...	...	-	...	...	...	...	-	...	...	...	...	...
246	8	-	-	50	-	2	...	...	...	...	...	...	...	-	...	...	...	...	-	...	...	...	...	...
247	8	-	-	50	-	2	...	...	...	...	...	...	...	-	...	...	...	...	-	...	...	...	...	...
6	2984	-	-	31	10	1079	3	896	3	677	-	6.0	17700	-	346	3	4.4	72	-	24	23	134	70	21
103	9	-	-	33	11	3	...	...	...	...	...	...	...	-	...	...	...	...	-	...	...	...	...	...
105	23	-	-	48	9	6	-	5	-	5	-	5.2	16800	-	1	...	...	...	-	-	-	1	-	-
106	42	-	-	38	-	16	-	15	-	11	-	5.2	15100	-	2	...	...	...	-	-	-	1	-	-
107	98	-	-	46	2	24	-	24	-	20	-	5.2	14500	-	4	...	...	...	-	3	3	1	2	-
108	23	-	-	48	-	6	-	6	-	6	-	5.2	16000	-	-	-	-	-	-	-	-	-	-	-
109	60	-	-	38	5	19	-	19	-	17	-	5.1	16400	-	1	...	...	...	-	-	-	1	1	-
110	61	-	-	39	-	17	-	17	-	14	-	5.0	15700	-	3	...	...	...	-	1	1	-	-	-
111	50	-	-	48	-	14	-	14	-	13	-	5.1	14500	-	1	...	...	...	-	2	2	-	1	-
112	21	-	-	24	5	8	-	8	-	7	-	5.3	15900	-	1	...	...	...	-	-	-	1	1	-
113	94	-	-	35	5	30	-	30	-	25	-	5.2	13100	-	3	...	...	...	-	-	-	-	1	-
114	51	-	-	31	12	15	-	15	-	13	-	5.3	13800	-	2	...	...	...	-	1	1	-	-	-
115	35	-	-	23	9	12	-	12	-	11	-	5.6	14200	-	1	...	...	...	-	-	-	-	1	-
116	83	-	-	39	6	24	-	24	-	20	-	5.5	14700	-	4	...	...	...	-	-	-	1	-	-
117	81	-	-	36	5	26	1	26	-	18	-	5.1	11700	-	8	1	4.3	82	-	1	-	4	3	1
118	46	-	-	35	2	16	-	16	-	15	-	5.0	12800	-	1	...	...	...	-	-	-	3	-	-
119	27	-	-	41	7	7	-	7	-	7	-	5.9	14100	-	-	-	-	-	-	-	-	-	-	-
120#	87	-	-	24	8	27	-	27	-	22	-	5.2	11500	-	5	-	5.0	85	-	2	2	2	1	1
121	38	-	-	24	11	17	-	17	-	14	-	4.6	10900	-	3	...	...	...	-	-	-	6	1	-
122	73	-	-	26	6	28	-	24	-	18	-	4.9	12800	-	9	-	4.1	71	-	1	1	5	-	-
202	81	-	-	22	12	32	-	23	-	12	-	5.5	10600	-	17	-	4.2	68	-	1	1	2	6	3
203	115	-	-	30	7	41	-	26	-	15	-	5.4	12000	-	23	-	4.3	70	-	4	4	3	3	2
204	282	-	-	17	4	143	1	62	3	13	-	5.8	11400	-	112	1	4.0	66	-	1	1	18	7	3
206	54	-	-	46	2	14	-	14	-	12	-	6.0	16700	-	2	...	...	...	-	-	-	-	1	-
207	34	-	-	21	12	14	-	14	-	6	-	5.7	8800	-	7	-	4.6	72	-	-	-	2	-	-
208	89	-	-	34	11	31	-	29	-	16	-	5.4	10400	-	14	-	5.0	67	-	1	1	1	3	1
210	31	-	-	29	3	14	-	10	-	7	-	6.1	12700	-	5	-	4.0	65	-	-	-	4	-	-
211	94	-	-	17	26	41	-	33	-	27	-	6.3	12400	-	12	-	4.3	83	-	-	-	6	5	3
212	46	-	-	33	17	15	-	12	-	10	-	7.9	13600	-	5	-	5.4	78	-	-	-	5	2	1
213	18	-	-	22	33	8	-	7	-	7	-	9.1	38200	-	1	...	...	...	-	-	-	2	-	-
214	25	4	-	28	8	10	-	7	-	6	-	8.5	23300	-	3	...	...	...	...	-	-	1	1	-
215	40	-	-	43	15	13	-	13	-	12	-	6.9	13500	-	1	...	...	...	-	-	-	3	3	-
216	83	-	-	23	21	36	-	30	-	21	-	6.0	15400	-	14	-	5.0	72	-	-	-	8	2	-
217	87	-	-	20	28	35	1	25	-	17	-	6.4	21300	-	17	1	4.8	73	-	1	1	9	3	-
218	28	-	-	21	36	14	-	14	-	12	-	7.0	18300	-	2	...	...	...	-	-	-	7	1	-
219	39	-	-	21	13	17	-	10	-	11	-	6.7	17900	-	6	-	4.0	99	-	-	-	7	2	2
220	32	-	-	38	13	12	-	12	-	7	-	5.7	18400	-	3	...	...	...	-	-	-	-	1	-
221	38	-	-	16	21	16	-	14	-	13	-	5.6	16000	-	2	...	...	...	-	-	-	3	-	-
222	18	-	-	33	22	6	-	6	-	5	-	7.6	14500	-	1	...	...	...	-	-	-	1	1	-
301	46	-	-	33	26	20	-	17	-	12	-	6.6	18000	-	6	-	4.5	70	-	1	1	4	3	-
302	14	-	29	29	14	6	-	3	-	4	...	...	...	-	1	...	...	...	-	-	-	2	1	1
303	46	-	-	39	2	13	-	13	-	12	-	6.2	18000	-	1	...	...	...	-	-	-	1	-	-
304	32	-	-	53	-	7	-	7	-	7	-	7.3	27100	-	-	-	-	-	-	1	1	-	1	-
305#	39	-	-	49	3	11	-	11	-	4	...	...	...	-	6	-	5.3	104	-	-	-	1	-	-
306	61	-	-	33	7	20	-	18	-	14	-	5.4	13700	-	6	-	4.2	69	-	1	1	1	1	-
307	77	1	-	34	8	28	-	15	-	9	-	7.4	30700	-	17	-	4.2	53	-	1	1	6	2	1
308	57	-	-	25	11	19	-	17	-	16	-	5.1	12100	-	3	...	...	...	-	-	-	-	1	-
309	82	-	-	40	6	22	-	22	-	21	-	7.4	28700	-	1	...	...	...	-	-	-	-	2	-
310	30	-	-	47	3	10	-	10	-	7	-	7.4	36800	-	-	-	-	-	-	1	1	-	-	-
311	21	-	-	38	-	6	-	6	-	5	-	7.0	45500	-	1	...	...	...	-	-	-	-	-	-
312	30	-	-	27	7	10	-	10	-	10	-	7.2	39500	-	-	-	-	-	-	-	-	-	-	-
313	12	-	-	17	33	4	...	...	...	...	...	...	...	-	...	...	...	...	-	...	...	...	...	...
314	34	-	-	38	3	11	-	11	-	10	-	8.2	48000	-	-	-	-	-	-	-	-	-	-	-
315	19	-	-	47	-	5	-	5	-	5	-	8.2	31000	-	-	-	-	-	-	-	-	1	-	-
316	41	-	-	32	7	15	-	15	-	14	-	7.6	32900	-	-	-	-	-	-	-	-	-	1	-
317	10	-	-	40	-	4	...	...	...	...	...	...	...	-	...	...	...	...	-	...	...	...	...	...
318	48	2	-	25	25	19	-	18	-	14	-	6.6	16800	-	4	...	...	...	...	-	-	2	2	2
323	37	-	-	14	43	18	-	18	-	16	-	6.5	17400	-	2	...	...	...	-	-	-	7	2	-
324	12	-	-	33	17	4	...	...	...	...	...	...	...	-	...	...	...	...	-	...	...	...	...	...
7	5349	73	9	39	12	1578	309	1163	-	536	27	5.2	10100	63	974	257	4.0	47	79	282	195	286	282	79
102	6	-	-	33	33	3	...	...	...	...	...	...	...	-	...	...	...	...	-	...	...	...	...	...
105	39	-	-	36	8	12	-	12	-	4	...	...	...	-	8	-	4.4	59	-	1	1	1	3	-
106#	23	-	-	30	-	9	-	9	-	3	...	...	...	-	5	-	4.0	71	-	-	-	-	-	-
107	39	-	-	23	15	17	-	17	-	8	-	4.8	7800	-	7	-	4.4	64	-	1	1	1	3	1
108	33	-	-	36	3	11	-	11	-	5	-	4.8	7300	-	4	...	...	...	-	2	2	-	1	-
109	36	-	-	25	6	11	-	11	-	6	-	4.3	...	-	5	-	4.4	63	-	1	1	1	-	-
110	29	-	-	35	10	13	-	9	-	4	...	...	...	-	7	-	4.9	61	-	1	1	3	2	-
111	39	-	-	39	15	10	-	10	-	5	-	5.2	8800	-	5	-	4.2	57	-	3	3	-	-	-
113	7	-	-	14	29	3	...	...	...	...	...	...	...	-	...	...	...	...	-	...	...	...	...	...
115	11	-	-	9	18	5	-	5	-	5	-	5.4	13000	-	-	-	-	-	-	-	-	1	1	-
116	31	-	-	39	16	10	-	9	-	6	-	5.3	...	-	3	...	...	...	-	2	2	-	1	-
117	15	-	-	33	7	6	-	6	-	2	...	...	...	-	4	...	...	...	-	-	-	1	1	-
118	11	-	-	36	9	3	...	...	...	...	...	...	...	-	...	...	...	...	-	...	...	...	...	...
119	675	28	67	49	12	75	-	5	-	51	-	4.1	...	-	24	-	4.2	95	-	10	10	7	4	7
201	78	60	-	41	10	23	-	7	-	6	-	5.5	10600	33	17	-	4.1	42	71	6	6	4	3	2
202	40	65	-	58	3	10	-	8	-	1	...	...	...	...	8	-	4.1	49	50	4	4	2	4	-
203	29	-	-	48	3	10	2	8	-	2	...	...	...	-	7	1	5.6	68	-	-	-	2	1	-
204	3	...	...	...	...	1	...	...	...	...	...	...	...	...	...	...	...	...	...	...	...	...	...	...
207	58	-	-	21	12	29	-	1	-	23	-	3.8	-	-	6	-	4.5	89	-	-	-	9	2	-
209	9	-	-	-	44	5	1	2	-	1	...	...	...	-	3	...	...	...	-	...	...	...	...	...
210	26	-	-	19	27	13	2	6	-	8	1	4.6	...	-	4	...	...	...	-	-	-	5	2	-
211	64	-	-	27	16	25	-	10	-	19	-	4.3	6800	-	6	-	4.2	78	-	2	2	5	1	1

Characteristics of Housing Units and Population, by Blocks: 1970—Con.

[Data exclude vacant seasonal and vacant migratory housing units. For minimum base for derived figures (percent, average, etc.) and meaning of symbols, see text]

Blocks Within Block Numbering Areas or Census Tracts	Total population	Percent of total population: Negro	In group quarters	Under 18 years	62 years and over	Year-round housing units: Total	Lacking some or all plumbing facilities	Units in—: One-unit structures	Structures of 10 or more units	Occupied housing units: Owner: Total	Lacking some or all plumbing facilities	Average number of rooms	Average value (dollars)	Percent Negro	Renter: Total	Lacking some or all plumbing facilities	Average number of rooms	Average contract rent (dollars)	Percent Negro	1.01 or more persons per room: Total	With all plumbing facilities	One-person households	With female head of family	With roomers, boarders, or lodgers
212	9	–	–	56	–	2	...	...	...	...	...	...	...	–	...	...	...	...	–	...	...	...	...	...
213	9	–	–	11	33	9	1	7	–	2	...	...	...	–	2	...	...	...	–	...	...	...	...	...
214	40	–	–	28	10	12	6	7	–	4	...	...	...	–	8	5	4.6	42	–	1	–	–	–	–
215	72	–	–	35	10	21	–	19	–	3	...	...	...	–	17	–	4.9	53	–	3	3	–	5	–
216	42	–	–	26	17	16	4	14	–	4	...	...	...	–	11	2	4.3	50	–	–	–	1	2	1
301	25	–	–	40	16	8	–	8	–	3	...	...	...	–	5	–	5.4	57	–	–	–	2	–	–
302	58	12	–	33	17	21	2	14	–	5	–	4.0	6200	20	14	1	4.2	39	7	1	1	3	3	1
303	108	77	–	48	7	34	18	28	–	2	...	...	...	...	27	13	4.5	42	59	8	3	5	10	3
304	46	–	–	33	9	12	–	12	–	6	–	4.8	5800	–	6	–	5.0	55	–	3	3	–	1	1
305	121	51	–	44	6	27	6	18	–	3	...	...	...	...	24	5	4.2	45	46	9	7	1	5	2
306	16	100	–	44	13	4	...	...	...	...	...	...	...	...	...	...	...	...	...	...	...	...	...	...
307	31	90	–	39	16	8	1	8	–	6	1	6.0	16800	83	2	...	...	...	...	1	–	–	1	2
308	97	100	–	37	9	31	–	31	–	29	–	5.8	15400	100	2	...	...	...	...	–	–	4	2	1
309	2	...	...	...	...	1	...	...	...	...	...	...	...	...	...	...	...	...	...	...	...	...	...	...
310	122	100	–	39	13	39	2	29	–	21	–	5.3	14000	100	18	2	3.4	52	100	6	5	5	7	2
311	72	100	–	39	10	18	3	14	–	4	...	...	...	...	14	3	4.1	51	100	6	4	1	4	1
312	72	100	–	35	11	24	1	22	–	14	–	4.9	11300	100	9	1	3.9	56	100	5	4	2	2	–
313	32	100	–	25	6	10	–	10	–	10	–	6.0	14800	100	–	–	–	–	–	–	–	1	1	–
314	14	100	–	14	21	6	–	6	–	6	–	6.5	19400	100	–	–	–	–	–	–	–	1	–	1
315	24	100	–	17	25	9	–	9	–	7	–	7.3	13400	100	2	...	...	...	...	–	–	2	–	1
401	142	99	–	39	8	40	9	40	–	24	1	5.5	10000	100	13	5	4.4	49	100	8	6	5	9	–
402	62	100	–	52	7	13	4	13	–	3	...	...	...	...	10	3	4.8	43	100	7	4	1	4	–
403	43	100	–	40	16	14	4	12	–	8	1	5.5	6800	100	6	3	3.5	48	100	2	1	6	1	–
404#	79	100	–	35	15	26	4	21	–	4	...	...	...	...	21	4	4.0	41	100	4	4	5	2	1
405#	65	100	–	29	22	21	7	19	–	4	...	...	...	...	17	6	4.6	45	100	2	1	5	3	2
406	112	99	–	36	10	33	13	23	–	7	1	5.7	8700	100	25	11	3.5	41	100	9	6	3	9	–
407	72	100	–	44	8	22	7	17	–	7	1	5.1	9100	100	15	6	3.8	43	100	5	3	6	–	1
408	35	100	–	31	14	12	2	9	–	4	...	...	...	...	8	1	4.6	46	100	1	–	2	4	–
409	15	100	–	27	–	5	–	3	–	1	...	...	...	...	4	...	...	...	...	–	–	–	3	–
410	85	100	–	31	22	32	5	25	–	14	–	5.6	9900	100	17	4	4.0	43	100	5	2	9	6	–
411	89	100	–	34	15	26	5	16	–	11	–	5.2	9200	100	15	5	3.8	41	100	7	5	6	3	–
412	36	100	–	22	33	11	2	11	–	8	–	5.6	9300	100	3	...	...	...	...	1	1	1	4	–
413	44	100	–	39	11	15	3	13	–	–	–	–	–	–	14	2	4.7	46	100	1	1	1	5	–
414	49	100	–	29	10	17	2	16	–	6	–	7.0	7500	100	10	2	5.2	46	100	1	–	3	–	1
415	57	100	–	40	9	16	3	14	–	6	1	6.0	12300	100	9	1	4.6	72	100	3	2	1	4	1
416#	27	100	–	11	22	13	1	13	–	7	–	5.9	11800	100	6	1	5.0	55	100	–	–	4	–	1
417	58	100	–	33	9	18	4	13	–	6	–	5.8	...	100	12	4	3.8	40	100	4	1	4	2	1
501#	79	100	–	37	20	14	17	–	3	...	...	...	...	...	17	14	4.1	38	100	7	1	5	5	2
502#	96	96	–	42	10	25	6	24	–	7	1	4.7	8400	100	17	5	5.1	44	94	5	3	2	5	1
503#	116	100	–	36	15	40	20	31	–	4	...	...	...	...	33	18	3.4	37	100	9	4	6	7	6
504#	213	100	–	35	15	77	12	51	–	18	2	6.2	10000	100	53	9	3.6	50	100	17	15	22	14	6
505	140	100	–	39	13	41	15	31	–	4	...	...	...	...	35	14	3.5	40	100	15	7	8	8	–
506	113	100	–	28	16	43	16	39	–	10	2	5.1	10100	100	33	14	3.3	37	100	8	6	12	12	2
507#	102	100	–	46	9	29	6	28	–	6	–	6.2	13800	100	23	6	4.0	40	100	6	6	8	8	–
508	37	100	–	41	8	13	4	7	–	2	...	...	...	...	11	4	3.1	40	100	2	1	5	1	1
509	77	100	–	48	17	33	6	15	–	3	...	...	...	...	24	5	3.4	37	100	7	5	10	9	–
511	119	99	–	48	12	41	5	23	–	9	–	4.8	8400	100	29	5	3.6	38	97	10	9	11	11	2
512	51	100	–	55	8	13	–	9	–	3	...	...	...	...	9	–	3.3	47	100	4	4	2	4	–
513	37	100	–	43	11	14	4	10	–	2	...	...	...	...	11	4	3.7	42	100	4	3	7	2	3
514	95	100	–	36	14	36	10	29	–	8	–	6.5	11300	100	25	8	3.9	41	100	5	3	9	11	3
515	112	100	15	42	17	27	6	23	–	5	–	5.6	...	100	22	6	4.2	46	100	5	2	3	10	3
516	52	100	–	42	12	16	1	15	–	3	...	...	...	...	13	1	3.8	43	100	3	3	5	3	–
517	62	100	8	36	8	15	2	15	–	2	...	...	...	...	13	2	4.5	44	100	3	2	1	3	2
518	63	100	–	40	13	17	7	12	–	3	...	...	...	...	13	6	4.0	48	100	5	4	1	1	2
519	44	98	–	36	11	14	7	10	–	3	...	...	...	...	10	6	3.9	44	100	3	1	3	1	1
520	93	93	–	42	12	22	9	19	–	7	2	5.3	...	100	14	7	4.6	43	86	7	5	2	6	2
521	120	100	–	37	13	42	19	28	–	7	3	4.9	4300	100	33	14	3.6	46	100	9	5	11	12	5
522	75	100	–	39	5	21	11	17	–	2	...	...	...	...	19	11	3.8	42	100	7	2	7	8	1
523	70	81	–	31	24	29	4	14	–	5	–	4.2	...	60	23	3	3.5	35	83	4	3	8	8	2
8	4759	100	1	41	12	1409	338	844	–	299	34	5.3	8700	100	1076	287	3.7	42	100	361	254	289	350	91
101	149	100	–	36	5	48	10	20	–	6	1	5.0	7200	100	41	8	4.2	58	100	11	9	8	13	2
102	42	100	–	14	26	16	1	12	–	5	–	5.4	8800	100	11	1	4.3	66	100	1	1	2	4	1
103	66	100	–	38	14	21	10	21	–	6	2	4.7	6500	100	14	7	3.4	42	100	4	2	3	4	1
104	116	100	–	34	10	37	9	29	–	14	3	5.3	8900	100	23	6	4.1	48	100	8	5	7	13	–
105	79	100	–	61	3	17	5	14	–	1	...	...	...	...	13	4	4.0	43	100	8	6	4	2	–
106	44	100	–	32	21	18	5	14	–	4	...	...	...	...	12	4	3.6	38	100	2	1	2	6	1
107	35	100	–	40	17	11	5	10	–	1	...	...	...	...	10	4	3.4	34	100	1	–	2	4	2
108	55	100	–	33	20	23	10	15	–	4	...	...	...	...	18	8	3.3	39	100	5	1	10	4	1
109	48	100	–	31	31	17	11	17	–	4	...	...	...	...	13	10	3.7	40	100	4	1	3	4	3
110	59	100	–	53	10	13	6	13	–	1	...	...	...	...	12	6	4.0	41	100	6	4	–	1	1
111	75	100	–	37	9	22	5	16	–	4	...	...	...	...	18	5	3.7	39	100	4	2	3	7	1
112	46	100	–	46	4	13	6	10	–	1	...	...	...	...	12	6	4.0	43	100	4	2	3	–	1
113	98	100	–	47	14	29	11	23	–	4	...	...	...	...	24	10	3.3	41	100	10	6	7	7	1
114	21	100	–	43	24	7	2	6	–	3	...	...	...	...	4	...	...	...	...	2	1	3	3	–
115	74	100	–	55	7	17	4	12	–	2	...	...	...	...	14	2	3.9	45	100	8	7	3	3	2
116	55	100	11	51	18	16	7	16	–	4	...	...	...	...	11	4	3.1	41	100	4	2	3	5	1
117	3	...	...	...	...	1	...	...	...	...	...	...	...	...	...	...	...	...	...	...	...	...	...	...
118	27	100	–	48	4	10	3	3	–	2	...	...	...	...	5	2	3.0	37	100	4	2	2	1	1
201	68	100	–	37	12	20	7	15	–	6	3	5.2	6500	100	14	4	3.7	40	100	5	3	4	7	3
202	4	...	...	...	...	1	...	...	...	...	...	...	...	...	...	...	...	...	...	...	...	...	...	...
203	67	100	–	33	5	23	9	15	–	6	1	5.8	6700	100	17	8	3.9	41	100	6	5	7	4	–
204	30	100	–	30	7	11	3	8	–	4	...	...	...	...	7	3	3.1	36	100	2	2	5	1	1
205	68	100	–	50	10	17	7	11	–	3	...	...	...	...	14	7	3.6	39	100	6	2	2	4	3
206	88	100	–	47	6	25	12	8	–	5	1	5.6	...	100	19	10	3.3	38	100	10	3	5	4	2
207	62	100	–	52	11	16	5	15	–	4	...	...	...	...	12	5	3.8	40	100	6	4	2	3	–
208	49	100	–	37	8	15	3	8	–	5	–	5.8	8700	100	10	3	3.7	41	100	4	3	2	4	–
209	115	100	–	43	6	24	4	18	–	14	–	5.4	11800	100	10	4	3.6	43	100	11	10	3	3	2
210	81	99	–	47	4	23	3	5	–	4	...	...	...	...	19	2	3.3	40	95	9	8	3	6	1
211	17	100	–	41	12	4	...	...	...	...	...	...	...	...	...	...	...	...	...	...	...	...	...	...

Characteristics of Housing Units and Population, by Blocks: 1970—Con.

[Data exclude vacant seasonal and vacant migratory housing units. For minimum base for derived figures (percent, average, etc.) and meaning of symbols, see text]

Blocks Within Block Numbering Areas or Census Tracts	Total population	Percent of total population: Negro	In group quarters	Under 18 years	62 years and over	Year-round housing units: Total	Lacking some or all plumbing facilities	Units in—: One-unit structures	Structures of 10 or more units	Occupied housing units: Owner: Total	Lacking some or all plumbing facilities	Average number of rooms	Average value (dollars)	Percent Negro	Renter: Total	Lacking some or all plumbing facilities	Average number of rooms	Average contract rent (dollars)	Percent Negro	1.01 or more persons per room: Total	With all plumbing facilities	One-person households	With female head of family	With roomers, boarders, or lodgers
212	37	100	81	5	60	2	...	...	...	...	...	...	...	...	...	...	...	...	...	...	...	...	...	...
213	127	100	–	43	6	31	–	25	–	19	–	5.4	12200	100	12	–	4.3	53	100	8	8	3	5	1
214	125	100	–	49	5	33	2	15	–	6	–	5.8	6200	100	27	2	4.1	44	100	10	10	5	6	1
215	107	100	–	38	12	34	2	12	–	8	–	4.9	8700	100	24	1	3.2	47	100	11	10	6	5	4
216#	48	100	–	35	13	14	2	11	–	5	1	4.8	5100	100	9	1	4.6	43	100	3	3	2	3	1
217	43	100	–	51	5	13	6	9	–	6	–	4.7	9100	100	7	6	3.6	35	100	4	1	4	3	–
218	28	100	–	21	32	8	5	4	–	3	...	...	...	...	5	5	3.2	35	100	2	–	2	–	1
219	87	100	–	44	5	20	7	11	–	7	–	5.3	10500	100	13	7	3.4	37	100	8	4	3	5	2
301	33	100	–	15	24	15	6	13	–	7	1	5.1	9100	100	8	5	3.5	39	100	1	–	7	2	–
302	52	100	–	27	12	15	1	9	–	6	–	7.0	5300	100	9	1	4.0	62	100	–	–	–	3	–
303	32	100	–	31	9	12	–	8	–	3	...	...	...	...	8	–	4.0	43	100	–	–	4	1	–
304	15	100	–	60	–	2	...	...	...	...	...	...	...	...	...	...	...	...	...	...	...	...	...	...
306	76	100	–	37	13	28	–	19	–	5	–	4.2	3500	100	23	–	3.2	31	100	5	5	8	7	2
307	69	100	–	44	1	19	–	13	–	8	–	5.3	7100	100	11	–	3.7	45	100	6	6	–	6	–
308	36	100	–	25	25	11	3	7	–	3	...	...	...	...	8	2	3.6	45	100	3	2	–	1	–
309	21	100	–	33	10	5	–	5	–	3	...	...	...	...	2	...	...	...	...	1	1	–	1	1
310	56	100	–	20	36	23	15	14	–	4	...	...	...	...	19	15	3.3	35	100	4	–	7	5	–
311	30	100	–	23	13	12	1	8	–	2	...	...	...	...	10	–	3.6	45	100	1	1	1	4	–
312	268	100	3	47	9	64	7	36	–	17	1	5.4	10000	100	44	5	4.0	50	100	20	17	8	14	1
313	225	100	–	50	5	49	16	20	–	8	1	5.9	9100	100	41	15	3.9	39	100	18	11	2	11	8
314	62	100	–	47	5	15	3	9	–	3	...	...	...	...	12	2	3.3	41	100	7	6	3	7	2
315	76	100	–	46	5	18	5	3	–	4	...	...	...	...	14	4	3.0	43	100	8	6	5	5	2
316	196	100	–	49	6	55	9	23	–	4	...	...	...	...	49	8	3.3	39	100	19	15	12	20	4
317	40	98	–	33	20	16	11	15	–	1	...	...	...	...	15	10	3.3	36	93	2	2	3	3	5
318	110	100	–	36	19	40	6	21	–	7	1	5.0	8300	100	32	5	3.9	45	100	5	4	6	15	1
401	178	100	–	32	23	69	2	20	–	–	–	–	–	–	68	1	3.6	39	100	11	10	17	21	2
402	59	100	–	41	24	20	–	2	–	–	–	–	–	–	20	–	4.1	56	100	–	–	1	14	–
403	78	100	–	49	17	24	–	4	–	–	–	–	–	–	24	–	4.1	45	100	4	4	6	12	–
404	32	100	–	28	44	18	–	1	–	–	–	–	–	–	18	–	3.5	36	100	–	–	13	2	–
405	135	99	–	41	10	45	9	23	–	3	...	...	...	...	42	9	3.5	44	100	12	9	11	12	3
406	66	100	–	49	8	22	3	4	–	2	...	...	...	...	18	1	3.9	44	100	4	4	6	3	–
407	32	100	–	28	22	12	7	12	–	3	...	...	...	...	9	7	3.1	27	100	5	1	5	2	1
408	34	100	–	32	6	8	–	8	–	8	–	5.0	11300	100	–	–	–	–	–	1	1	–	2	–
409	28	100	–	39	4	6	–	6	–	5	–	4.8	16500	100	1	...	...	...	...	2	2	–	1	–
410	41	100	–	34	17	17	6	12	–	–	–	–	–	–	16	5	3.1	33	100	3	2	6	4	3
411	53	100	–	55	6	12	7	8	–	–	–	–	–	–	10	5	3.5	31	100	5	3	2	2	1
412	40	100	–	40	13	15	5	14	–	–	–	–	–	–	15	5	3.1	32	100	3	2	7	2	2
413	52	100	–	46	12	14	5	9	–	–	–	–	–	–	13	5	3.3	32	100	6	2	3	7	1
415	18	100	–	33	28	11	9	9	–	–	–	–	–	–	11	9	3.3	34	100	1	–	8	2	–
416	97	100	6	28	24	33	9	31	–	14	3	5.6	6700	100	17	5	3.5	42	100	6	4	12	5	7
419	55	98	26	33	20	10	4	7	–	1	...	...	...	...	8	4	5.3	48	100	3	2	3	5	1
420	21	100	–	43	10	4	...	...	...	...	...	...	...	...	...	...	...	...	...	...	...	...	...	...

☆U. S. GOVERNMENT PRINTING OFFICE : 1971 481-739/1219

U.S. DEPARTMENT OF COMMERCE
Bureau of the Census
Washington, D.C. 20233

OFFICIAL BUSINESS

POSTAGE AND FEES PAID
U.S. DEPARTMENT OF COMMERCE

U.S.MAIL

PUBLICATION AND SUMMARY COMPUTER TAPE PROGRAM

More detailed descriptions of this program appear in other final reports of the 1970 census, and in a statement which can be obtained free of charge from the Bureau of the Census or any U.S. Department of Commerce Field Office. Series marked with an asterisk (*) consist of separate reports for each State, the District of Columbia, and (generally) Puerto Rico and other outlying areas, as well as a national summary report. The HC(1)-A and B reports will also be issued in a set of clothbound State books each containing the two reports for the particular State, and designated as Housing Volume I; similarly, the PC(1)-A, B, C, and D reports will also be issued in a set of clothbound State books designated as Population Volume I. Series marked with a dagger (†) are based on sample surveys conducted separately from and after the main data-collection process.

Housing Census Reports

Series HC(1)-A*
GENERAL HOUSING CHARACTERISTICS

Data on the housing subjects collected on a 100-percent basis are presented for States (by urban and rural residence), standard metropolitan statistical areas (SMSA's), urbanized areas, places of 1,000 inhabitants or more, and counties.

Series HC(1)-B*
DETAILED HOUSING CHARACTERISTICS

Statistics will be presented on a more detailed basis for the subjects included in the series HC(1)-A reports as well as subjects collected on a sample basis. Data will be presented for States (by urban, rural-nonfarm, and rural farm residence), SMSA's, urbanized areas, places of 2,500 inhabitants or more, and counties.

Series HC(2)
METROPOLITAN HOUSING CHARACTERISTICS

These reports cover most of the 1970 housing subjects in considerable detail and cross-classification. There will be one report for each SMSA, presenting data for the SMSA, its central cities, and places of 50,000 inhabitants or more, as well as a national summary report.

Series HC(3)
BLOCK STATISTICS

One report is being issued for each urbanized area showing data for individual blocks on selected housing and population subjects. The series also includes reports for the communities outside urbanized areas which have contracted with the Census Bureau to provide block statistics from the 1970 census.

Series HC(4)†
COMPONENTS OF INVENTORY CHANGE

Each report will contain data on 1960 to 1970 changes in the housing inventory as well as 1960 and 1970 characteristics for units that have not changed. Statistics will be shown for 15 selected SMSA's and for the United States and regions.

Series HC(5)†
RESIDENTIAL FINANCE

Data on financing and characteristics of homeowner properties and rental and vacant properties will be shown for the United States and regions.

Series HC(6)
ESTIMATES OF SUBSTANDARD HOUSING

This series will consist of a single report presenting counts of "substandard" housing units for counties and cities, based on the number of units lacking plumbing facilities combined with estimates of units with all plumbing facilities but in "dilapidated" condition.

Series HC(7)
SUBJECT REPORTS

Each report in this series will concentrate on a particular subject such as housing characteristics by household composition, housing of minority groups and senior citizens, etc. Data will generally be provided on a national level; in some reports, data for States or SMSA's may also be shown.

Population Census Reports

Series PC(1)-A*
NUMBER OF INHABITANTS

Final official population counts are presented for States, counties by urban and rural residence, SMSA's, urbanized areas, county subdivisions, all incorporated places and unincorporated places of 1,000 inhabitants or more.

Series PC(1)-B*
GENERAL POPULATION CHARACTERISTICS

Data on the population subjects collected on a 100-percent basis are presented for States, counties by urban and rural residence, SMSA's, urbanized areas, county subdivisions, and places of 1,000 inhabitants or more.

Series PC(1)-C*
GENERAL SOCIAL AND ECONOMIC CHARACTERISTICS

Data on the population subjects collected on a sample basis will be shown for States (by urban, rural nonfarm, and rural-farm residence), counties, SMSA's, urbanized areas, and places of 2,500 inhabitants or more.

Series PC(1)-D*
DETAILED CHARACTERISTICS

These reports cover most of the subjects in Series PC(1)-C, presented in detail and cross-classified by age, race, and other characteristics. Data are shown for States (by urban, rural-nonfarm, and rural farm residence), SMSA's, and large cities.

Series PC(2)
SUBJECT REPORTS

Each report will concentrate on a particular subject, such as national origin and race, fertility, families, etc. Data will generally be provided on a national and regional level; in some reports, data for States or SMSA's will also be shown.

Joint Population – Housing Reports

Series PHC(1)
CENSUS TRACTS

This series will contain one report for each SMSA, showing data by census tracts for most of the population and housing subjects included in the census.

Series PHC(2)*
GENERAL DEMOGRAPHIC TRENDS FOR METROPOLITAN AREAS

This series presents comparative 1960 and 1970 statistics for population counts and selected 100-percent population and housing subjects for SMSA's and their central cities and constituent counties.

Series PHC(3)†
EMPLOYMENT PROFILES OF SELECTED LOW-INCOME AREAS

Each report will contain data on selected social and economic characteristics of the residents of particular low-income areas in 54 cities and seven rural poverty areas.

Computer Summary Tapes

Six tabulation counts are being made available which provide much greater population and housing subject and geographic detail than in the printed reports. These data will generally be available on magnetic computer tape, printouts, and microfilm at the cost of preparing the copy.

First Count—Approximately 400 cells of data on the subjects collected on a 100-percent basis for each of about 250,000 enumeration districts.

Second Count—Approximately 3,500 cells of 100-percent data for about 35,000 census tracts and 35,000 county subdivisions.

Third Count—Approximately 250 cells of 100-percent data for about 1,500,000 blocks.

Fourth Count—Approximately 13,000 cells of data on the subjects collected on a sample basis for each tract and county subdivision; also about 30,000 cells of data for each county.

Fifth Count—Contains about 800 cells of data for 5-digit ZIP code areas in SMSA's and 3-digit ZIP code areas outside SMSA's.

Sixth Count—Approximately 260,000 cells of data containing detailed tabulations and cross-classifications for States, SMSA's, and large cities.