UNITED STATES
DEPARTMENT OF
COMMERCE
PUBLICATION

Block Statistics

LAREDO, TEX. URBANIZED AREA

HC(3)-235



U.S. DEPARTMENT
OF COMMERCE
BUREAU OF
THE CENSUS

U.S. DEPARTMENT OF COMMERCE

Maurice H. Stans, Secretary
James T. Lynn, Under Secretary
Harold C. Passer, Assistant Secretary for Economic Affairs

BUREAU OF THE CENSUS

George Hay Brown, Director
Conrad Taeuber, Associate Director
David L. Kaplan, 1970 Census Coordinator

HOUSING DIVISION
Arthur F. Young, Chief

ACKNOWLEDGMENTS — Many persons participated in the various activities of the 1970 census. Primary direction of the program was performed by **Conrad Taeuber**, Associate Director for Demographic Fields, assisted by **David L. Kaplan**, 1970 Census Coordinator, and in conjunction with **Joseph F. Daly**, Associate Director for Research and Development, **William I. Merkin**, Associate Director for Administration, **John W. H. Spencer**, Associate Director for Data Systems, and **Edwin D. Goldfield**, Assistant Director for Program Development.

This report was planned and written in the Housing Division under the supervision of **Arthur F. Young**, Chief, by **Aaron Josowitz**, Assistant Chief, **Nathan Krevor**, Chief, Coordination and Research Branch, and **Paul F. Coe**.

The Statistical Methods Division was largely responsible for developing new procedures to obtain a more accurate count of housing units. This work was supervised by **Joseph Waksberg**, Division Chief, **Morton Boisen** and **Walter M. Perkins**, Assistant Division Chiefs, and **Barnett Denton** and **Charles D. Jones**.

Geographic plans and procedures were developed in the Geography Division under the supervision of **William T. Fay**, Chief, and **Robert C. Klove** and **Gerald J. Post**, Assistant Division Chiefs, with the assistance of **Robert E. Durland**, **Margery H. Eliot**, and **Jacob Silver**.

Data collection activities were administered by the Field Division, **Paul R. Squires**, Chief, and **Richard C. Burt** and **Dean H. Weber**, Assistant Division Chiefs, with the assistance of **John Kuntz** and **Stanley Matchett**, as well as the directors of the Bureau's regional offices.

Systems and processing procedures were developed in the Systems Division, **Sol Dolleck**, Chief, under the direction of **Morris Gorinson**, Assistant Division Chief. **Florence Wright** assisted by **Orville M. Slye**, was responsible for the clerical procedures and **Roger O. Lepage**, assisted by **John Murphy, Jr.**, **C. Eden Moody**, and **Judith E. Jones**, was responsible for the computer programing.

The manual processing and microfilming of the questionnaires were performed in the Jeffersonville Census Operations Division, under the supervision of **Joseph F. Arbena**, Chief, and **Robert L. Hagan**, Population and Housing Census Operations Manager, assisted by **Charles L. Adams** and **John C. Campbell**. **William L. Pangburn** supervised the microfilming operation.

FOSDIC and computer processing were performed in the Processing Division under the supervision of **M. Douglas Fahey**, Chief, and **E. Richard Bourdon** and **James W. Shores**, Assistant Division Chiefs. Development of the automatic microfilming equipment was directed by **Anthony A. Berlinsky**.

Publications planning, editing, and printing were performed in the Administrative and Publications Services Division, **Cecil B. Matthews**, Chief, under the direction of **Raymond J. Koski**, **John F. Lanham, Jr.**, and **Gerald A. Mann**.

Robert B. Voight, Special Assistant in the Office of the Director, and **Sherry L. Courtland** made many important contributions to the planning and coordination of the 1970 census program.

SUGGESTED CITATION

U.S. Bureau of the Census
Census of Housing: 1970
BLOCK STATISTICS
Final Report HC(3)-235 Laredo, Tex.
Urbanized Area

U.S. Government Printing Office
Washington, D.C., 1971

For sale by the
Superintendent of Documents
U.S. Government Printing Office
Washington, D.C. 20402, or any
Department of Commerce Field Office.

Price $1.00

HC(3)-235

1970 CENSUS OF HOUSING

Block Statistics

LAREDO, TEX. URBANIZED AREA

Issued September 1971

CONTENTS

	Page
List of HC(3) Block Statistics Reports	II
Introduction	IV
Facsimiles of Questionnaire Page and Respondent Instructions	X

TABLES

1	Characteristics of Housing Units and Population, for Places of 2,500 Inhabitants or More: 1970	TEX.—1
2	Characteristics of Housing Units and Population, by Blocks: 1970	TEX.—2

Maps identifying the blocks covered herein are included in or accompany this report.

LIST OF HC (3) BLOCK STATISTICS REPORTS

The specific names listed below each State refer to urbanized areas; "Selected Areas" refer to other areas of the State which have contracted with the Census Bureau to provide block statistics.

Report number	Area
	ALABAMA
1	Birmingham
2	Gadsden
3	Huntsville
4	Mobile
5	Montgomery
6	Tuscaloosa
7	Selected Areas
	ALASKA
8	Selected Areas
	ARIZONA
9	Phoenix
10	Tucson
11	Selected Areas
	ARKANSAS
12	Fort Smith
13	Little Rock-North Little Rock
14	Pine Bluff
15	Selected Areas
	CALIFORNIA
16	Bakersfield
17	Fresno
18	Los Angeles-Long Beach
19	Oxnard-Ventura-Thousand Oaks
20	Sacramento
21	Salinas
22	San Bernardino-Riverside
23	San Diego
24	San Francisco-Oakland
25	San Jose
26	Santa Barbara
27	Simi Valley
28	Stockton
29	Selected Areas
	COLORADO
30	Colorado Springs
31	Denver
32	Pueblo
33	Selected Areas
	CONNECTICUT
34	Bridgeport
35	Bristol
36	Hartford
37	Meriden
38	New Britain
39	New Haven
40	Norwalk
41	Stamford
42	Waterbury
	DELAWARE
43	Wilmington
	DISTRICT OF COLUMBIA
44	Washington
	FLORIDA
45	Fort Lauderdale-Hollywood
46	Jacksonville
47	Miami
48	Orlando
49	Pensacola
50	St. Petersburg
51	Tallahassee
52	Tampa
53	West Palm Beach
54	Selected Areas
	GEORGIA
55	Albany
56	Atlanta
57	Augusta
58	Columbus
59	Macon
60	Savannah
61	Selected Areas
	HAWAII
62	Honolulu
63	Selected Areas
	IDAHO
64	Boise City
	ILLINOIS
65	Aurora-Elgin
66	Bloomington-Normal
67	Champaign-Urbana
68	Chicago-Northwestern Indiana
69	Decatur
70	Joliet
71	Peoria
72	Rockford
73	Springfield
74	Selected Areas
	INDIANA
75	Anderson
76	Evansville
77	Fort Wayne
78	Indianapolis
79	Lafayette-West Lafayette
80	Muncie
81	South Bend
82	Terre Haute
83	Selected Areas
	IOWA
84	Cedar Rapids
85	Davenport-Rock Island-Moline
86	Des Moines
87	Dubuque
88	Sioux City
89	Waterloo
90	Selected Areas
	KANSAS
91	Topeka
92	Wichita
93	Selected Areas
	KENTUCKY
94	Lexington
95	Louisville
96	Selected Areas
	LOUISIANA
97	Baton Rouge
98	Lafayette
99	Lake Charles
100	Monroe
101	New Orleans
102	Shreveport
	MAINE
103	Lewiston-Auburn
104	Portland
105	Selected Areas
	MARYLAND
106	Baltimore
107	Selected Areas
	MASSACHUSETTS
108	Boston
109	Brockton
110	Fall River
111	Fitchburg-Leominster
112	Lawrence-Haverhill
113	Lowell
114	New Bedford
115	Pittsfield
116	Springfield-Chicopee-Holyoke
117	Worcester
	MICHIGAN
118	Ann Arbor
119	Bay City
120	Detroit
121	Flint
122	Grand Rapids
123	Jackson
124	Kalamazoo
125	Lansing
126	Muskegon-Muskegon Heights
127	Saginaw
128	Selected Areas
	MINNESOTA
129	Duluth-Superior
130	Minneapolis-St. Paul
131	Selected Areas
	MISSISSIPPI
132	Biloxi-Gulfport
133	Jackson
134	Selected Areas
	MISSOURI
135	Kansas City
136	St. Joseph
137	St. Louis
138	Springfield
139	Selected Areas

Report number	Area
	MONTANA
140	Billings
141	Great Falls
142	Selected Areas
	NEBRASKA
143	Lincoln
144	Omaha
145	Selected Areas
	NEVADA
146	Las Vegas
147	Reno
	NEW HAMPSHIRE
148	Manchester
149	Selected Areas
	NEW JERSEY
150	Atlantic City
151	Trenton
152	Vineland-Millville
153	Selected Areas
	NEW MEXICO
154	Albuquerque
155	Selected Areas
	NEW YORK
156	Albany-Schenectady-Troy
157	Binghamton
158	Buffalo
159	New York-Northeastern New Jersey
	Part 1 – New York City
	Part 2 – New York Portion Outside New York City
	Part 3 – Northeastern New Jersey
160	Rochester
161	Syracuse
162	Utica-Rome
163	Selected Areas
	NORTH CAROLINA
164	Asheville
165	Charlotte
166	Durham
167	Fayetteville
168	Greensboro
169	High Point
170	Raleigh
171	Wilmington
172	Winston-Salem
173	Selected Areas
	NORTH DAKOTA
174	Fargo-Moorhead
	OHIO
175	Akron
176	Canton
177	Cincinnati
178	Cleveland
179	Columbus
180	Dayton
181	Hamilton
182	Lima
183	Lorain-Elyria
184	Mansfield
185	Springfield
186	Steubenville-Weirton
187	Toledo
188	Youngstown-Warren
189	Selected Areas
	OKLAHOMA
190	Lawton
191	Oklahoma City
192	Tulsa
193	Selected Areas
	OREGON
194	Eugene
195	Portland
196	Salem
197	Selected Areas
	PENNSYLVANIA
198	Allentown-Bethlehem-Easton
199	Altoona
200	Erie
201	Harrisburg
202	Johnstown
203	Lancaster
204	Philadelphia
205	Pittsburgh
206	Reading
207	Scranton
208	Wilkes-Barre
209	York
210	Selected Areas
	RHODE ISLAND
211	Providence-Pawtucket-Warwick
	SOUTH CAROLINA
212	Charleston
213	Columbia
214	Greenville
215	Selected Areas
	SOUTH DAKOTA
216	Sioux Falls
217	Selected Areas
	TENNESSEE
218	Chattanooga
219	Knoxville
220	Memphis
221	Nashville-Davidson
222	Selected Areas
	TEXAS
223	Abilene
224	Amarillo
225	Austin
226	Beaumont
227	Brownsville
228	Corpus Christi
229	Dallas
230	El Paso
231	Fort Worth
232	Galveston
233	Harlingen-San Benito
234	Houston
235	Laredo
236	Lubbock
237	McAllen-Pharr-Edinburg
238	Midland
239	Odessa
240	Port Arthur
241	San Angelo
242	San Antonio
243	Sherman-Denison
244	Texarkana
245	Texas City-La Marque
246	Tyler
247	Waco
248	Wichita Falls
249	Selected Areas
	UTAH
250	Ogden
251	Provo-Orem
252	Salt Lake City
	VERMONT
253	Selected Areas
	VIRGINIA
254	Lynchburg
255	Newport News-Hampton
256	Norfolk-Portsmouth
257	Richmond
258	Roanoke
259	Selected Areas
	WASHINGTON
260	Seattle-Everett
261	Spokane
262	Tacoma
263	Selected Areas
	WEST VIRGINIA
264	Charleston
265	Huntington-Ashland
266	Wheeling
267	Selected Areas
	WISCONSIN
268	Green Bay
269	Kenosha
270	Madison
271	Milwaukee
272	Racine
273	Selected Areas
	WYOMING
274	Selected Areas
	PUERTO RICO
275	Mayagüez
276	Ponce
277	San Juan
278	Selected Areas

INTRODUCTION

GENERAL IV
Urbanized areas IV
Maps and block indentification IV
Content of the tables V
Symbols V
Data collection procedures V
Processing procedures VI
DEFINITIONS AND EXPLANATIONS OF SUBJECT CHARACTERISTICS VI
Self-enumeration and census questionnaire VI
Comparability with 1960 data VI
Total population VII
Housing units and group quarters VII
Year-round housing units VII
Occupied housing units VII
Race VII
Tenure VIII
Plumbing facilities VIII
Units in structure VIII
Persons per room VIII
Average number of rooms VIII
Average value VIII
Average contract rent VIII
One-person households VIII
With female head of family VIII
With roomers, boarders, or lodgers IX
ACCURACY OF THE DATA IX
Editing IX
Block number check IX
FACSIMILES X
Questionnaire page showing 100-percent housing questions X
Respondent instructions for the 100-percent housing questions XI

GENERAL

This report presents statistics from the 1970 census, by blocks, on general characteristics of housing units and population. Legal provision for this census, conducted as of April 1, 1970, was made in the Act of Congress of August 31, 1954 (amended August 1957), which codified Title 13, United States Code.

This report series contains 278 reports (as listed on page II). Most of the reports (236) relate to a specific urbanized area, as well as to some nearby contiguous territory included for reasons explained below in the section on "Urbanized areas." The remaining reports (42) relate to other types of areas (e.g., smaller cities, counties, etc.) where local authorities contracted with the Census Bureau to collect, process, and publish the data on a block basis. In 1960, a similar contractual technique was utilized but the basic block statistics program was limited generally to cities of 50,000 inhabitants or more (i.e., the built-up fringes around the cities were not covered).

A major portion of the information compiled from the 1970 Census of Housing will appear in Volume I, **Housing Characteristics for States, Cities, and Counties.** For a description of Volume I, as well as other elements of the data dissemination program of the 1970 Population and Housing Census, see the "Publication and Computer Summary Tape Program" statement at the end of this report.

Urbanized areas.—An urbanized area consists of a central city, or cities, and surrounding closely settled territory. The central city must have reported a population of 50,000 or more in 1960, in a special census conducted by the Census Bureau since 1960, or in the 1970 census. Under certain circumstances, "twin cities" with a combined population of 50,000 or more form the basis of an urbanized area. More detailed information on the criteria used to designate urbanized areas and determine their boundaries appears in the 1970 Census of Housing HC(1)-A reports and the 1970 Census of Population PC(1)-A reports.

As suggested by the rules above, the urbanized areas ultimately used in the tabulations of the 1970 census could not be completely recognized or defined until the final population counts were available. Since the precise delineation and numbering of blocks is quite costly and is therefore done only for areas where block statistics will be prepared, a preliminary determination of each urbanized area was made prior to the actual enumeration. The preliminary boundaries were purposely drawn somewhat beyond the anticipated final boundaries because the information on density of settlement was not yet available. Thus, for virtually all urbanized areas, there is some immediately adjacent territory for which the information was collected on a block basis. Because the extra cost of tabulating and publishing the block data for this type of territory is comparatively minor, data for blocks outside urbanized areas appear in the reports for those areas. On the other hand, block data are generally not provided for urbanized areas which are recognized for the first time in 1970.

Maps and block identification.—The maps included with these reports identify the location and number of each block and the boundary and number of each census tract or block numbering area.

A block is usually a well-defined rectangular piece of land bounded by streets or roads. However, it may be irregular in shape or bounded by railroad tracks, streams, or other features. The block is the specific numbered area as shown on the map.

Census tracts are small areas into which large cities and metropolitan areas are divided for statistical purposes. Tract boundaries are established cooperatively by a local committee and the Bureau of the Census and are generally designed to achieve

some uniformity of population characteristics, economic status, and living conditions. Initially, the average tract had about 4,000 residents. Tract boundaries are established with the intention of being maintained over a long time so that comparisons may be made from census to census.

In untracted places, block numbering areas are used. They are established by arbitrarily dividing the city along major streets, railroads, or other physical boundaries to facilitate numbering the blocks in groups of fewer than 1,000. The boundaries of block numbering areas have no statistical significance but are merely for convenience in mapping and tabulating.

In numbering the blocks, a separate series is used for each census tract or block numbering area. Thus, the location of each block for which data are presented is determined by referring both to the block number and the census tract or block numbering area. In some cases, a city or other political boundary divides a block. The data shown are for the block represented by the land area as bounded and numbered on the block map.

The block number was assigned to each block on a map suitable for block numbering, prior to the enumeration. In some instances, the map was several years old and did not recognize construction of new streets or disappearance of others. Insofar as possible, the map was corrected for changes that were discovered prior to enumeration. In other cases, it was not feasible to make corrections. Hence the map does not always reflect the blocks as they existed on the ground at the time of the enumeration. For example, a block as shown on the map may have been divided into two blocks. The housing units in the newly subdivided blocks would be assigned the one block number shown on the map even though two blocks existed at the time of enumeration. On the other hand, two blocks as shown on the map may have been merged into one. In the enumeration, the intent was to identify which housing units were physically located in each of the two former blocks and assign the respective block number to each portion, even though only one block existed at the time of enumeration.

Content of the tables.—In the urbanized area block publication program, table 1 summarizes the statistics for each place of 2,500 inhabitants or more and table 2 contains the statistics for the individual blocks summarized to the tract or block numbering area. In the contract block program, one table provides statistics for individual blocks as well as summaries for each tract or block numbering area and each place or area.

In some instances, the blocked area excludes a part of a tract or excludes the rural portion of an extended city (a city having one or more large portions, usually at the boundary of the city, with relatively low population density). Therefore, the tract and place totals cover only the blocks included in this report.

Block identification, total population, and total year-round housing units are shown for every block containing living quarters. For some blocks, the table shows total population but no housing units because all the people live in group quarters. For other blocks, the table shows housing units but no population because all the units are vacant. Blocks (or tracts) with no year-round housing units and no population are shown on the map but do not appear in the tables.

Symbols.—Percents which round to less than 0.1 are not shown but indicated as zero. A dash "–" represents zero. Three dots " . . . " indicate that the data are being withheld to avoid disclosure of information for individual housing units, or that the base for an average, percentage, or ratio is too small for it to be shown. The symbol "#" next to a block number indicates that contract rent was allocated for 20 percent or more of the renter-occupied units. The dagger symbol (†) identifies blocks for which tabulations are not available because of processing errors. If there are any such blocks in the area covered by this report, population and housing unit counts for these blocks are presented on page XII; the summary figures for places and tracts (or block numbering areas) include data for these blocks; i.e., the totals contain the above-mentioned counts as well as imputed data for the various characteristics.

Data collection procedures. — The 1970 census was conducted primarily through self-enumeration. In 1960, self-enumeration was first introduced on a nationwide scale as a substitute for the traditional census direct interview.

A census questionnaire was delivered by postal carriers to every household several days before Census Day, April 1, 1970. This questionnaire contained certain explanatory information and was accompanied by an instruction sheet; in certain areas with comparatively large proportions of Spanish-speaking persons, a Spanish version of the instruction sheet was also enclosed.

In the larger metropolitan areas and some adjacent counties, altogether containing about three-fifths of the population of the United States, the household was requested to fill out and mail back the form on Census Day. Approximately 87 percent of the households did so. The mailed-back forms were reviewed by the census enumerator (or, in some lo-

calities, a census clerk) and if the form was determined to be incomplete or inconsistent, a followup was made. The bulk of these followups were made by telephone, the rest by personal visit. For the households which did not mail back their forms, a followup was also made, in almost all cases by personal visit and in the remainder by telephone. Vacant units were enumerated by personal visit.

For the remaining two-fifths of the population, the household was requested to fill out the form and give it to the enumerator when he called; approximately 80 percent did so. Incomplete and unfilled forms were completed by interview during the enumerator's visit.

Three types of questionnaires were used throughout the country: 80 percent of the households answered a form containing a limited number of population and housing questions, and the remainder, split into 15-percent and 5-percent samples, answered forms which contained these questions as well as a number of additional questions.

The subjects covered in this report are those which were collected on a 100-percent basis. That is, the questions for these subjects appeared on all three questionnaires, the 80-percent, 15-percent, and 5-percent forms.

Processing procedures.—The 1970 census questionnaires were specially designed to be processed by FOSDIC (Film Optical Sensing Device for Input to Computers). Respondents and enumerators (and for some few items, census clerks) marked the answers in predesignated positions which could be "read" by FOSDIC, from a microfilm copy of the questionnaire, onto computer magnetic tape.

The tape containing the information from the questionnaires was processed on the Census Bureau's computers through a number of editing and tabulation steps. One of the end results of this operation was a computer tape from which the tables in this report were prepared on a cathode-ray-tube phototypesetting machine at the Government Printing Office. Another end result was the summary tape which is available for purchase, as described in the "Publication and Computer Summary Tape Program" statement at the end of this report.

DEFINITIONS AND EXPLANATIONS OF SUBJECT CHARACTERISTICS

Self-enumeration and census questionnaire.—As stated in the introductory text of this report, the 1970 census was conducted primarily through self-enumeration. The response, therefore, was based principally on the questionnaire and its accompanying instruction sheet. Furthermore, census takers were instructed to read the questions directly from the questionnaire in their telephone and personal visit interviews. The questionnaire page containing the housing questions asked on a 100-percent basis and the page of the respondent instruction sheet which relates to these questions are reproduced on pages X and XI, respectively. The definitions and explanations given below for each subject are, to a considerable extent, drawn from various technical and procedural materials used in the collection of the data. This material helped the enumerative personnel to understand more fully the intent of each question and thus to resolve problems or unusual cases. Also included is certain explanatory information to assist the user in the proper utilization of the statistics.

Comparability with 1960 data.—Although the 1970 data are generally comparable with the data collected in 1960, certain changes have been introduced. The 1960 inquiry regarding owner occupancy has been subdivided to show a separate category for cooperatives and condominiums in 1970. The 1960 question on cooking equipment was broadened to cover "complete kitchen facilities" in 1970; i.e., an installed sink with piped water, a range or cookstove, and a mechanical refrigerator. On the other hand, the 1960 question on "condition of housing unit" (i.e., sound, deteriorating, or dilapidated) was eliminated because of serious problems with response reliability.

There have also been changes in the scope of some of the tabulations. Data on characteristics of housing units are limited in 1970 to year-round units because of the difficulty of obtaining reliable information for vacant units held for migratory labor or for seasonal occupancy. Moreover, the total counts of housing units given in this report for each block, tract or block numbering area, and place or area are limited to year-round housing units. (Counts of the total housing inventory, including vacant units held for migratory labor and seasonal occupancy, are given for census tracts in series PHC(1), and for States, cities, and counties in series HC(1)-A and HC(1)-B.)

The tabulations on value and contract rent refer to slightly different sets of housing units in 1970 than in 1960. Summarized generally, the difference is that the 1970 data exclude units on places of 10 acres or more whereas the 1960 data exclude units on farms; more specific information can be obtained by comparing the rent and value definitions in the present report with those in 1960 Census of Housing Volume I. Separate figures are shown in this report for occupied units with Negro head of household. In 1960, this type of tabulation related to the total of all

household heads other than white; Negro household heads constituted 95 percent of this total in 1960 for the Nation as a whole, but this proportion varied widely among areas.

Total population.—The total population is the count of all persons living in the block including those in group quarters. The population for each block is subdivided into the following groups expressed as percent of the total population: Negro, in group quarters, under 18 years, and 62 years and over.

In accordance with census practice dating back to 1790, each person enumerated in the 1970 census was counted as an inhabitant of his usual place of residence, which is generally construed to mean the place where he lives and sleeps most of the time. This place is not necessarily the same as his legal residence, voting residence, or domicile. In the vast majority of cases, however, the use of these different bases of classification would produce substantially the same statistics, although there may be appreciable differences for a few areas.

Implementation of this practice has resulted in the establishing of residence rules for certain categories of persons whose usual place of residence is not immediately clear. Furthermore, this practice means that persons were not always counted as residents of the place where they happened to be found by the census enumerators. Persons without a usual place of residence were, however, counted where they were enumerated. Detailed information on residence rules is given in the 1970 Census of Population PC(1)-A reports.

Housing units and group quarters.—All living quarters are classified in the census as either housing units or group quarters. Usually, living quarters are in structures intended for residential use (e.g., a one-family home, apartment house, hotel or motel, boarding house, mobile home or trailer, etc.). Living quarters may also be in structures intended for nonresidential use (e.g., the rooms in a warehouse where a watchman lives), as well as in tents, caves, old railroad cars, etc.

A housing unit is a house, an apartment, a group of rooms, or a single room occupied or intended for occupancy as separate living quarters. Separate living quarters are those in which the occupants do not live and eat with any other persons in the structure and which have either (1) direct access from the outside of the building or through a common hall or (2) complete kitchen facilities for the exclusive use of the occupants. The occupants may be a single family, one person living alone, two or more families living together, or any other group of related or nonrelated persons who share living arrangements (except as described in the next paragraph on group quarters). Both occupied and vacant housing units are included in the housing inventory, except that mobile homes, trailers, tents, etc. are included only if they are occupied.

Group quarters are living arrangements for institutional inmates or for other groups containing five or more persons not related to the person in charge. Group quarters are located most frequently in institutions, boarding houses, military barracks, college dormitories, fraternity and sorority houses, hospitals, monasteries, convents, and ships. A house or apartment is considered group quarters if it is shared by the person in charge and five or more persons unrelated to him, or if there is no person in charge, by six or more unrelated persons. Information on the housing characteristics of group quarters is not collected in the census.

Year-round housing units.—Data on housing characteristics in the 1970 census reports are limited to year-round housing units; i.e., all occupied units plus vacant units intended for year-round use. Vacant units intended for seasonal occupancy and vacant units held for migratory labor are excluded because it is difficult to obtain reliable information for them. In this report, the housing unit counts are also limited to year-round units. Counts of the total housing inventory, however, are given for census tracts in series PHC(1), and for States, cities, and counties in series HC(1)-A and HC(1)-B.

Occupied housing units.—A housing unit is classified as occupied if a person or group of persons is living in it at the time of enumeration or if the occupants are only temporarily absent, for example, on vacation. However, if the persons staying in the unit have their usual place of residence elsewhere, the unit is classified as vacant.

A count of vacant year-round units may be derived by subtracting the sum of owner- and renter-occupied from the total number of year-round units. The count of vacant year-round units thus obtained includes units for sale or rent, units sold or rented but not yet occupied by the new owner or renter, units held for the occasional use of the owner, and units held off the market for other reasons.

Race.—The classification by race shown for occupied housing units refers to the race of the head of the household occupying the unit. Units with Negro heads of household are shown separately as percentages of owner- and renter-occupied housing units. The concept of race as used by the Census Bureau does not denote clear-cut scientific definition of biological stock. Rather, the data repre-

sent essentially self-classification by people according to the race with which they identify themselves.

Tenure.—A housing unit is "owner occupied" if the owner or co-owner lives in the unit, even if it is mortgaged or not fully paid for. A cooperative or condominium unit is "owner occupied" only if the owner or co-owner lives in it. All other occupied units are classified as "renter occupied" including units rented for cash rent and those occupied without payment of cash rent.

Plumbing facilities. — The category "with all plumbing facilities" consists of units which have hot and cold piped water inside the structure as well as a flush toilet and a bathtub or shower inside the structure for exclusive use of the occupants of the unit. "Lacking some or all plumbing facilities" means that the unit does not have all three specified plumbing facilities (hot and cold piped water, as well as flush toilet and bathtub or shower inside the structure), or that the toilet or bathing facilities are also for the use of the occupants of other housing units.

Units in structure.—Statistics on the number of housing units in a structure are presented in terms of the number of units in one-unit structures and in structures of 10 or more units. The data on units in 10-or-more-unit structures, however, are based on responses to the inquiry on number of units at the building address (item A on facsimile of questionnaire), and therefore, may be understated in blocks containing structures with two or more addresses.

Persons per room.—"Persons per room" is computed by dividing the number of persons in the unit by the number of rooms in the unit. The category "1.01 or more persons per room" indicates an average of more than one person to a room. The figures are shown separately for all occupied units and for occupied units with all plumbing facilities.

Average number of rooms.—Rooms to be counted include whole rooms used for living purposes, such as living rooms, dining rooms, kitchens, bedrooms, finished recreation rooms, family rooms, etc. Not counted as rooms are bathrooms, porches, balconies, foyers, halls, half-rooms, kitchenettes, strip or pullman kitchens, utility rooms, unfinished attics, basements, or other space used for storage.

The average number of rooms (arithmetic mean) was computed by dividing the sum of the rooms for each tenure group by the number of owner- or renter-occupied units, respectively. The questionnaire contained a terminal category of "9 rooms or more." For purposes of the computation, the terminal category was given a mean value of 10. As a result, 10 rooms is the arbitrary maximum average which could be obtained for any block.

Average value.—Value is the respondent's estimate of how much the property (house and lot) would sell for if it were for sale. Value data are limited to owner occupied one-family houses on less than 10 acres, without a commercial establishment or medical office on the property. Cooperatives, condominiums, mobile homes, and trailers are excluded from the value tabulations.

The average value (arithmetic mean) was computed by dividing the sum of the values by the number of owner-occupied units for which value is shown. Value was reported in class intervals, the lowest and highest intervals being "Less than $5,000" and "$50,000 or more," respectively. For purposes of the computation, the midpoints of the intervals were used except that a mean of $3,500 was assigned for values less than $5,000 and a mean of $60,000 was assigned for values of $50,000 or more. As a result, $3,500 is the arbitrary minimum and $60,000 is the arbitrary maximum average which could be obtained for any block. Average value is rounded to the nearest hundred dollars.

Average contract rent.—Contract rent is the monthly rent agreed to, or contracted for, regardless of any furnishings, utilities, or services that may be included. Contract rent data exclude one-family homes on a place of ten acres or more. The average contract rent (arithmetic mean) was computed by dividing the sum of the rental amounts by the number of renter-occupied units for which cash rent was paid; units for which no cash rent was paid were excluded from the computation. Contract rent was reported in class intervals, the lowest and highest intervals being "less than $30" and "$300 or more," respectively. For purposes of the computation, the midpoints of the intervals were used except that a mean of $25 was assigned for rents less than $30 and a mean of $350 was assigned for rents of $300 or more. As a result, $25 is the arbitrary minimum and $350 the arbitrary maximum average which could be obtained for any block. Average contract rent is rounded to the nearest dollar.

One-person households.—The data in this column refer to the number of housing units occupied by only one person.

With female head of family.—Housing units are occupied by either "families" or "primary individuals." The term "family" refers to the head of

the household and all (one or more) other persons in the household related to the head by blood, marriage, or adoption. If nobody in the household is related to the head, then the unit is not occupied by a family but by a "primary individual."

A housing unit occupied by a "family" may or may not contain persons unrelated to the head of the family, such as roomers, boarders, servants, etc.

The category "female head of family" comprises all housing units occupied by families with female heads regardless of their marital status. Included are female heads of families with no spouse and female heads of families whose husbands are living away from their families, as for example, husbands in the Armed Forces living on military reservations.

With roomers, boarders, or lodgers.—This column refers to the number of housing units containing one or more roomers, boarders, or lodgers. Not included as "roomers, boarders, or lodgers" are foster children or wards, servants who live in, companions, and partners.

ACCURACY OF THE DATA

Editing.—Human and mechanical errors occur in any mass statistical operation such as a decennial census. Errors during the data collection phase can include failure to obtain required information from respondents, obtaining incorrect or inconsistent information, and recording information in the wrong place or incorrectly. Errors can also occur during the field review of the enumerator's work, the clerical handling of the questionnaires, and the various stages of the electronic processing of the material. Careful efforts are made in every census to keep the errors in each step at an acceptably low lovel. Quality control and check measures are utilized throughout the census operation. As was done for the 1950 and 1960 censuses, evaluative material on many aspects of the 1970 census will be published as soon as the appropriate data are accumulated and analyzed. A major concern in the evaluation work is to ascertain, insofar as possible, the degree of completeness of the count of both population and housing units.

The objective of the processing operation is to produce a set of statistics that describes the Nation's housing as accurately and clearly as possible. To meet this objective, certain unacceptable entries were edited.

Whenever information was missing, an allocation procedure was used to assign an entry, thereby eliminating the need for a "not reported" category in the tabulations. The assignment was based on related information reported for the housing unit or on information reported for a similar unit in the immediate neighborhood. For example, if tenure for an occupied unit was omitted but a rental amount was reported, the computer automatically edited tenure to "rented for cash rent." On the other hand, if the unit was reported as rented but the amount of rent was missing, the computer automatically assigned the rent that was reported for the preceding renter-occupied unit.

A similar procedure was used when the information reported for an item was inconsistent with other information reported for the unit. For example, if a housing unit was enumerated as having no piped water but having both a bathtub (or shower) and flush toilet for the exclusive use of the occupants of the unit, the computer edited water supply to "hot and cold water," a category considered to be consistent with the reported bathing and toilet facilities.

Specific tolerances were established for the number of computer allocations that would be permitted. If the number of corrections was beyond tolerance, the questionnaires in which the errors occurred were clerically reviewed. If it was found that the errors resulted from damaged questionnaires, improper microfilming, faulty reading by FOSDIC of undamaged questionnaires, or other types of machine failure, the questionnaires were reprocessed.

Block number check.—Through a detailed edit accomplished largely on the electronic computer, most of the errors in reporting block numbers were corrected. A control tape was created, listing the block numbers shown on the map for each enumeration district and each census tract. In certain large metropolitan areas, the control tape also contained the serial numbers assigned to each housing unit in the block. For each questionnaire, the computer compared the serial number and/or the block number, the enumeration district, and the census tract to the control tape. When an inconsistency was detected or when the block number on the questionnaire was blank, the computer changed the block number or assigned a number that was consistent with the control tape.

Specific tolerances were established for the number of block number changes and reassignments that would be permitted for each enumeration district. If the number was beyond tolerance, a clerical review was performed. In the clerical review, the enumerator's records were examined for comments and explanations, the addresses of the housing units involved were checked with the map, and block numbers were assigned as appropriate. Clerical review was required also when the control tape contained block numbers which were not reported by the enumerator.

FACSIMILE OF QUESTIONNAIRE PAGE SHOWING 100-PERCENT HOUSING QUESTIONS

A. How many living quarters, occupied and vacant, are at this address?

- One
- 2 apartments or living quarters
- 3 apartments or living quarters
- 4 apartments or living quarters
- 5 apartments or living quarters
- 6 apartments or living quarters
- 7 apartments or living quarters
- 8 apartments or living quarters
- 9 apartments or living quarters
- 10 or more apartments or living quarters
- This is a mobile home or trailer

Answer these questions for your living quarters

H1. Is there a telephone on which people in your living quarters can be called?

- Yes → What is the number? _____ *Phone number*
- No

H2. Do you enter your living quarters—

- Directly from the outside or through a common or public hall?
- Through someone else's living quarters?

H3. Do you have complete kitchen facilities?
Complete kitchen facilities are a sink with piped water, a range or cook stove, and a refrigerator.

- Yes, for this household only
- Yes, but also used by another household
- No complete kitchen facilities for this household

H4. How many rooms do you have in your living quarters?
Do not count bathrooms, porches, balconies, foyers, halls, or half-rooms.

- 1 room
- 2 rooms
- 3 rooms
- 4 rooms
- 5 rooms
- 6 rooms
- 7 rooms
- 8 rooms
- 9 rooms or more

H5. Is there hot and cold piped water in this building?

- Yes, hot and cold piped water in this building
- No, only cold piped water in this building
- No piped water in this building

H6. Do you have a flush toilet?

- Yes, for this household only
- Yes, but also used by another household
- No flush toilet

H7. Do you have a bathtub or shower?

- Yes, for this household only
- Yes, but also used by another household
- No bathtub or shower

H8. Is there a basement in this building?

- Yes
- No, built on a concrete slab
- No, built in another way *(include mobile homes and trailers)*

H9. Are your living quarters—

- Owned or being bought by you or by someone else in this household? *Do not include cooperatives and condominiums here.*
- A cooperative or condominium which is owned or being bought by you or by someone else in this household?
- Rented for cash rent?
- Occupied without payment of cash rent?

H10a. Is this building a one-family house?

- Yes, a one-family house
- No, a building for 2 or more families or a mobile home or trailer

b. *If "Yes"*— Is this house on a place of 10 acres or more, or is any part of this property used as a commercial establishment or medical office?

- Yes, 10 acres or more
- Yes, commercial establishment or medical office
- No, none of the above

H11. *If you live in a one-family house which you own or are buying*—
What is the value of this property; that is, how much do you think this property (house and lot) would sell for if it were for sale?

- Less than $5,000
- $5,000 to $7,499
- $7,500 to $9,999
- $10,000 to $12,499
- $12,500 to $14,999
- $15,000 to $17,499
- $17,500 to $19,999
- $20,000 to $24,999
- $25,000 to $34,999
- $35,000 to $49,999
- $50,000 or more

If this house is on a place of 10 acres or more, or if any part of this property is used as a commercial establishment or medical office, do not answer this question.

H12. *Answer this question if you pay rent for your living quarters.*

a. *If rent is paid by the month*—
What is the monthly rent?

Write amount here → $ _____.00 *(Nearest dollar)*

and

Fill one circle

- Less than $30
- $30 to $39
- $40 to $49
- $50 to $59
- $60 to $69
- $70 to $79
- $80 to $89
- $90 to $99
- $100 to $119
- $120 to $149
- $150 to $199
- $200 to $249
- $250 to $299
- $300 or more

b. *If rent is not paid by the month*—
What is the rent, and what period of time does it cover?

$ _____.00 per _____
(Nearest dollar) *(Week, half-month, year, etc.)*

FOR CENSUS ENUMERATOR'S USE ONLY

a4. Block number	a5. Serial number
0 0 0 0	0 0 0 0
1 0 0 0	1 0 0 0
2 0 0 0	2 0 0 0
3 0 0 0	3 0 0 0
4 0 0 0	4 0 0 0
5 0 0 0	5 0 0 0
6 0 0 0	6 0 0 0
7 0 0 0	7 0 0 0
8 0 0 0	8 0 0 0
9 0 0 0	9 0 0 0

B. Type of unit or quarters

Occupied
- First form
- Continuation

Vacant
- Regular
- Usual residence elsewhere

Group quarters
- First form
- Continuation

For a vacant unit, also fill C, D, A, H2 to H8, and H10 to H12

C. Vacancy status

Year round—
- For rent
- For sale only
- Rented or sold, not occupied
- Held for occasional use
- Other vacant

- Seasonal
- Migratory

D. Months vacant

- Less than 1 month
- 1 up to 2 months
- 2 up to 6 months
- 6 up to 12 months
- 1 year up to 2 years
- 2 years or more

C/O

FACSIMILE OF RESPONDENT INSTRUCTIONS FOR THE 100-PERCENT HOUSING QUESTIONS

A. Mark only one circle. **This address** means the house or building number where your living quarters are located.

H1. Mark **Yes** and enter telephone number, even if the telephone is in another apartment or building.

H2. Mark the second circle only if you **must** go through someone else's living quarters to get to your own.

H3. The kitchen sink, stove, and refrigerator do **not** have to be in the same room.

Also used by another household means that someone else who lives in the same building, but is not a member of your household, also uses the equipment. Mark this circle also if the occupants of living quarters now vacant would also use the equipment.

H4. Count only whole rooms used for living purposes, such as living rooms, dining rooms, kitchens, bedrooms, finished recreation rooms, family rooms, etc. Do **not** count kitchenettes, strip or pullman kitchens; utility rooms; or unfinished attics, basements, or other space used for storage.

H5. Mark **hot water** even if you have it only part of the time.

H6, H7. See instructions for H3 for meaning of **Also used by another household.**

H8. A house has a **basement** if there is enclosed space in which persons can walk upright under all or part of the building. A house on a **concrete slab** has no basement and no air or crawl space below it. A house built **in another way** is one directly on the ground or resting on a foundation or posts to provide crawl space.

H9. **Owned or being bought** means that the living quarters are owned outright or are mortgaged. Also mark **Owned or being bought** if the living quarters are owned but the land is rented.

Mark **Rented for cash rent** if any money rent is paid. Rent may be paid by persons who are not members of your household.

Occupied without payment of cash rent includes, for example, a parsonage, a house or apartment provided free of rent by the owner, or a house or apartment occupied by a janitor or caretaker in exchange for services.

H10. **A commercial establishment** is easily recognized from the outside; for example, a grocery store or barber shop. A **medical office** is a doctor's or dentist's office regularly visit~~ed by pa~~tients. If your house is on a place of 10 acres or more **and** also contains a commercial establishment or medical office, mark **Yes, 10 acres or more.**

H11. Include the value of the house, the land it is on, and any other structures on the same property. If the house is owned but the land is rented, estimate the combined value of the house **and** the land.

H12. Report the rent agreed to or contracted for, even if the furnishings, utilities, or services are included.

a. If you pay rent by the month, write in the amount of rent and fill one circle.

b. If rent is **not** paid by the month, answer both parts of **b.** For example, **$20** per **week**, **$1,500** per **year**, etc.

H13. If exact costs are not known, estimate as closely as possible. Report amounts even if bills are unpaid or are paid by someone else. If the bills include utilities or fuel used also by another apartment or a business establishment, estimate the amounts for your own living quarters. If gas and electricity are billed together, enter the combined amount on the electricity line and bracket ({) the two utilities.

Table 1. Characteristics of Housing Units and Population, for Places of 2,500 Inhabitants or More: 1970

[Data exclude vacant seasonal and vacant migratory housing units. For minimum base for derived figures (percent, average, etc.) and meaning of symbols, see text]

Places	Total population	Percent of total population				Year-round housing units				Occupied housing units														
								Units in—		Owner					Renter					1.01 or more persons per room				
	Total population	Negro	In group quarters	Under 18 years	62 years and over	Total	Lacking some or all plumbing facilities	One unit structures	Structures of 10 or more units	Total	Lacking some or all plumbing facilities	Average number of rooms	Average value (dollars)	Percent Negro	Total	Lacking some or all plumbing facilities	Average number of rooms	Average contract rent (dollars)	Percent Negro	Total	With all plumbing facilities	One-person households	With female head of family	With roomers, boarders, or lodgers
Laredo	69024	1	2	43	10	18192	3395	15560	462	9860	1501	4.7	10800	–	7029	1442	3.8	62	1	5333	3878	2201	2401	99

Table 2. **Characteristics of Housing Units and Population, by Blocks: 1970**—Con.

Webb County, Tex.

[Data exclude vacant seasonal and vacant migratory housing units. For minimum base for derived figures (percent, average, etc.) and meaning of symbols, see text]

Blocks Within Census Tracts	Total population	Percent of total population: Negro	In group quarters	Under 18 years	62 years and over	Year-round housing units: Total	Lacking some or all plumbing facilities	Units in—: One-unit structures	Structures of 10 or more units	Occupied housing units: Owner: Total	Lacking some or all plumbing facilities	Average number of rooms	Average value (dollars)	Percent Negro	Renter: Total	Lacking some or all plumbing facilities	Average number of rooms	Average contract rent (dollars)	Percent Negro	1.01 or more persons per room: Total	With all plumbing facilities	One-person households	With female head of family	With roomers, boarders, or lodgers
1	6222	–	1	50	7	1423	529	1308	10	995	374	4.3	7600	–	334	108	3.5	55	–	591	294	118	141	5
101	3	...	...	...	...	2	...	...	...	...	...	...	...	...	...	...	...	...	...	...	...	...	...	...
102	25	–	–	32	12	5	1	5	–	1	...	...	...	–	4	...	...	...	–	3	2	–	2	–
103	29	–	–	35	14	10	3	5	–	5	2	3.6	...	–	5	1	2.8	63	–	2	1	2	2	–
104	26	–	–	31	19	8	3	4	–	5	2	4.0	...	–	3	...	...	...	–	2	1	1	1	–
105	32	–	–	47	9	6	1	4	–	3	...	...	...	–	3	...	...	...	–	3	3	–	–	–
106	56	–	–	21	5	19	1	14	–	9	1	5.0	10500	–	10	–	3.5	88	–	2	2	2	4	–
107	2	...	...	...	...	1	...	...	...	...	...	...	...	...	...	...	...	...	...	...	...	...	...	...
108	28	–	–	18	18	9	–	6	–	9	–	6.2	21900	–	–	–	–	–	–	–	–	–	2	–
109	19	–	–	53	16	5	–	5	–	4	...	...	...	–	1	...	...	...	–	1	1	1	–	–
110	12	–	–	42	17	5	–	5	–	3	...	...	...	–	1	...	...	...	–	...	...	...	...	...
111	25	–	–	28	20	7	–	7	–	4	...	...	...	–	3	...	...	...	–	1	1	–	–	–
112	35	–	–	31	17	13	–	11	–	6	–	6.0	27300	–	6	–	3.5	...	–	2	2	5	–	–
113	32	–	–	38	6	8	–	8	–	7	–	4.3	13000	–	1	...	...	...	–	3	3	–	–	–
115	21	–	–	10	5	14	–	1	1	–	–	–	–	–	11	–	3.5	83	–	–	–	3	–	–
116	6	–	–	50	17	1	...	...	...	...	...	...	...	–	...	...	...	...	–	...	...	...	...	...
118	33	–	–	24	36	11	1	11	–	9	1	4.3	5600	–	2	...	...	...	–	3	3	1	1	1
119	52	–	–	42	17	10	3	10	–	9	2	4.1	5000	–	1	...	...	...	–	5	4	2	–	–
120	37	3	–	49	14	10	1	10	–	8	–	4.5	4500	13	1	...	...	...	...	3	3	1	2	–
121	21	–	–	33	5	7	–	5	–	4	...	...	...	–	2	...	...	...	–	1	1	1	–	–
123	36	–	–	19	28	11	–	11	–	9	–	5.4	10400	–	2	...	...	...	–	1	1	2	1	–
124	28	–	–	54	7	7	1	7	–	6	1	4.3	6200	–	1	...	...	...	–	2	1	–	1	–
125	48	–	–	38	2	9	–	8	–	6	–	5.7	9200	–	3	...	...	...	–	3	3	–	2	–
126	45	–	–	58	2	9	2	9	–	4	...	...	...	–	3	...	...	...	–	6	4	–	2	–
127	48	–	–	48	10	10	5	10	–	8	4	4.0	4500	–	1	...	...	...	–	7	5	–	1	–
128	26	–	–	42	8	10	–	4	–	5	–	6.8	...	–	4	...	...	...	–	2	2	2	1	–
129	18	–	–	28	11	7	–	7	–	2	...	...	...	–	4	...	...	...	–	–	–	–	–	–
130	31	–	–	32	–	13	–	8	5	3	...	...	...	–	9	–	3.4	89	–	2	2	3	–	–
131	20	–	–	35	–	7	–	3	4	3	...	...	...	–	4	...	...	...	–	–	–	1	–	–
132	14	–	–	43	–	4	...	...	...	...	...	...	...	–	...	...	...	...	–	...	...	...	...	...
133	3	...	...	...	...	1	...	...	...	...	...	...	...	...	...	...	...	...	...	...	...	...	...	...
134	24	–	–	50	8	5	–	4	–	4	...	...	...	–	1	...	...	...	–	3	3	–	1	–
135	40	–	–	53	23	11	3	8	–	8	1	4.8	9200	–	3	...	...	...	–	3	2	2	3	–
136	58	–	–	47	9	17	–	11	–	4	...	...	...	–	11	–	4.2	56	–	3	3	1	2	–
138	50	–	–	56	2	10	1	8	–	4	...	...	...	–	5	–	5.2	63	–	5	5	–	1	–
139#	22	–	–	23	32	8	–	8	–	3	...	...	...	–	5	–	5.6	103	–	–	–	–	–	–
140	37	–	–	51	3	10	–	8	–	7	–	6.9	27100	–	3	...	...	...	–	–	–	2	2	–
141	19	–	–	21	16	6	–	6	–	6	–	6.5	13800	–	–	–	–	–	–	–	–	–	2	–
142	21	–	–	43	10	5	–	4	–	4	...	...	...	–	1	...	...	...	–	1	1	–	1	–
143	28	–	–	43	11	6	–	5	–	5	–	5.2	...	–	1	...	...	...	–	–	–	–	1	1
144	20	–	–	50	20	7	–	7	–	4	...	...	...	–	1	...	...	...	–	3	3	1	2	–
145	10	–	–	40	20	4	...	...	...	...	...	...	...	–	...	...	...	...	–	...	...	...	...	...
146	51	–	–	45	6	11	3	11	–	9	3	4.9	7800	–	1	...	...	...	–	3	3	–	–	–
147	71	–	–	55	4	16	–	15	–	11	–	4.5	9200	–	4	...	...	...	–	5	5	1	–	–
148	52	–	–	48	6	10	1	10	–	6	1	5.2	8700	–	4	...	...	...	–	4	3	–	2	–
149	52	–	–	50	6	11	2	11	–	9	1	4.3	5600	–	2	...	...	...	–	7	6	1	–	–
150	25	–	–	36	16	7	2	6	–	4	...	...	...	–	2	...	...	...	–	3	2	2	–	–
151	56	–	–	45	11	12	1	12	–	12	1	4.2	6600	–	–	–	–	–	–	3	2	1	1	–
152	53	–	–	47	6	11	5	11	–	8	4	4.5	7800	–	3	...	...	...	–	5	2	–	–	–
153	48	–	–	48	8	10	4	8	–	8	3	4.1	6200	–	2	...	...	...	–	6	3	–	2	–
154	16	–	–	44	–	3	...	...	...	...	...	...	...	–	...	...	...	...	–	...	...	...	...	...
155	30	–	–	60	7	5	1	5	–	4	...	...	...	–	1	...	...	...	–	4	3	–	1	–
156	23	–	–	30	13	8	–	8	–	5	–	4.8	10800	–	2	...	...	...	–	1	1	1	2	–
157	33	–	–	55	6	7	–	6	–	1	...	...	...	–	6	–	4.2	40	–	3	3	1	1	–
201	37	–	–	60	5	10	3	10	–	6	2	3.3	7700	–	3	...	...	...	–	5	3	1	3	–
202	170	–	–	48	8	42	14	39	–	25	7	3.9	6100	–	14	6	3.6	33	–	16	11	6	2	–
203	8	–	–	50	–	2	...	...	...	...	...	...	...	–	...	...	...	...	–	...	...	...	...	...
205	10	–	–	30	30	2	...	...	...	...	...	...	...	–	...	...	...	...	–	...	...	...	...	...
212	8	–	–	38	25	2	...	...	...	...	...	...	...	–	...	...	...	...	–	...	...	...	...	...
215	7	–	–	43	–	3	...	...	...	...	...	...	...	–	...	...	...	...	–	...	...	...	...	...
223	11	–	–	46	–	3	...	...	...	...	...	...	...	–	...	...	...	...	–	...	...	...	...	...
225	2	...	...	...	...	1	...	...	...	...	...	...	...	...	...	...	...	...	...	...	...	...	...	...
228	38	–	–	63	3	7	–	6	–	6	–	4.5	12300	–	1	...	...	...	–	3	3	–	1	–
229	22	–	–	55	–	6	–	6	–	4	...	...	...	–	1	...	...	...	–	2	2	–	–	–
230	20	–	–	40	–	6	–	6	–	6	–	3.8	9200	–	–	–	–	–	–	2	2	1	–	–
231	20	–	–	55	–	5	–	5	–	4	...	...	...	–	1	...	...	...	–	2	2	1	1	–
232	8	–	–	63	–	2	...	...	...	...	...	...	...	–	...	...	...	...	–	...	...	...	...	...
234	6	–	–	67	–	1	...	...	...	...	...	...	...	–	...	...	...	...	–	...	...	...	...	...
237	1	...	...	...	...	2	...	...	...	...	...	...	...	...	...	...	...	...	...	...	...	...	...	...
238	28	–	–	46	4	9	9	9	–	6	6	3.8	5800	–	1	...	...	...	–	3	–	–	3	–
239	31	–	–	42	3	7	2	7	–	6	2	4.5	9300	–	–	–	–	–	–	3	1	1	–	–
240	13	–	–	31	15	2	...	...	...	...	...	...	...	–	...	...	...	...	–	...	...	...	...	...
241	3	...	...	...	...	1	...	...	...	...	...	...	...	...	...	...	...	...	...	...	...	...	...	...
242	–	–	–	–	–	1	...	...	...	...	...	...	...	–	...	...	...	...	–	...	...	...	...	...
244	1	...	...	...	...	1	...	...	...	...	...	...	...	...	...	...	...	...	...	...	...	...	...	...
245	15	–	–	53	7	3	...	...	...	...	...	...	...	–	...	...	...	...	–	...	...	...	...	...
246	42	–	–	48	12	11	9	11	–	8	6	3.0	5500	–	3	...	...	...	–	5	–	2	3	–
247	31	–	–	52	10	7	4	7	–	5	2	3.6	10500	–	2	...	...	...	–	4	2	1	–	–
248	20	–	–	35	–	4	...	...	...	...	...	...	...	–	...	...	...	...	–	...	...	...	...	...
249	44	–	–	64	11	11	10	11	–	8	7	3.3	4500	–	3	...	...	...	–	6	1	2	2	–
250	4	...	...	...	...	1	...	...	...	...	...	...	...	...	...	...	...	...	...	...	...	...	...	...
254	29	–	–	48	–	8	8	8	–	5	5	2.8	4100	–	2	...	...	...	–	4	–	1	–	–
255	28	–	–	43	11	7	7	7	–	6	6	3.5	5800	–	1	...	...	...	–	4	–	1	–	2
256	94	–	–	63	–	16	9	16	–	13	7	4.2	5700	–	2	...	...	...	–	11	4	1	–	–
257	18	–	–	56	–	4	...	...	...	...	...	...	...	–	...	...	...	...	–	...	...	...	...	...
259	35	–	–	43	11	8	8	8	–	6	6	3.5	4400	–	1	...	...	...	–	4	–	–	–	–
260	73	–	–	53	3	16	12	16	–	12	8	4.3	6000	–	2	...	...	...	–	6	2	–	2	–
262	34	–	–	47	6	7	6	7	–	6	5	4.0	4800	–	1	...	...	...	–	3	1	–	2	–
263	17	–	–	53	18	3	...	...	...	...	...	...	...	–	...	...	...	...	–	...	...	...	...	...
264	37	–	–	49	–	6	3	6	–	5	3	3.6	5600	–	1	...	...	...	–	5	2	–	–	–

Table 2. **Characteristics of Housing Units and Population, by Blocks: 1970**—Con.

Webb County, Tex.

[Data exclude vacant seasonal and vacant migratory housing units. For minimum base for derived figures (percent, average, etc.) and meaning of symbols, see text]

Blocks Within Census Tracts	Total population	Percent of total population: Negro	Percent of total population: In group quarters	Percent of total population: Under 18 years	Percent of total population: 62 years and over	Year-round housing units: Total	Year-round housing units: Lacking some or all plumbing facilities	Year-round housing units: Units in—One-unit structures	Year-round housing units: Units in—Structures of 10 or more units	Occupied housing units: Owner: Total	Owner: Lacking some or all plumbing facilities	Owner: Average number of rooms	Owner: Average value (dollars)	Owner: Percent Negro	Occupied housing units: Renter: Total	Renter: Lacking some or all plumbing facilities	Renter: Average number of rooms	Renter: Average contract rent (dollars)	Renter: Percent Negro	1.01 or more persons per room: Total	1.01 or more persons per room: With all plumbing facilities	One-person households	With female head of family	With roomers, boarders, or lodgers
265	78	–	–	63	4	14	10	14	–	13	9	3.3	6200	–	1	...	...	...	–	9	3	1	2	–
266	942	–	–	62	2	172	106	168	–	138	88	3.8	4900	–	19	13	2.7	34	–	112	32	4	12	–
301	249	–	–	64	3	38	29	38	–	36	27	4.2	5200	–	1	...	...	...	–	27	6	1	–	–
302	43	–	–	47	5	7	6	7	–	6	5	4.2	4900	–	1	...	...	...	–	4	–	–	–	–
303	22	–	–	50	9	4	...	...	...	...	...	...	...	–	...	...	...	...	–	...	...	...	...	...
304	5	–	–	–	40	2	...	...	...	...	...	...	...	–	...	...	...	...	–	...	...	...	...	...
305	73	–	–	44	7	15	10	15	–	11	6	3.8	4500	–	3	...	...	...	–	8	1	–	1	–
306	27	–	–	44	15	5	3	5	–	5	3	4.0	6100	–	–	–	–	–	–	2	1	1	–	–
309	43	–	–	47	7	12	3	11	–	11	3	3.5	6900	–	1	...	...	...	–	4	1	3	–	–
311	205	2	41	61	10	29	18	28	–	23	13	3.8	5500	–	5	4	3.0	...	–	11	1	1	7	–
312	20	–	–	65	5	4	...	...	...	...	...	...	...	–	...	...	...	...	–	...	...	...	...	...
313	2	...	...	...	...	3	...	...	...	...	...	...	...	...	...	...	...	...	...	...	...	...	...	...
314	35	–	–	60	–	8	6	8	–	5	4	3.6	5200	–	1	...	...	...	–	3	–	–	2	–
315	39	–	–	44	10	9	5	9	–	6	2	3.5	4000	–	2	...	...	...	–	6	3	1	–	–
316	25	4	–	52	–	4	...	...	...	...	...	...	...	...	...	...	...	...	...	...	...	...	...	...
317	29	–	–	62	3	6	5	6	–	4	...	...	...	–	2	...	...	...	–	4	1	1	–	–
318	36	–	–	44	11	6	3	6	–	5	3	4.8	4600	–	1	...	...	...	–	4	1	–	–	–
319	19	–	–	58	–	4	...	...	...	...	...	...	...	–	...	...	...	...	–	...	...	...	...	...
320	33	–	–	49	9	7	7	7	–	4	...	...	...	–	3	...	...	...	–	5	–	–	1	–
321	39	–	–	56	3	8	4	8	–	3	...	...	...	–	4	...	...	...	–	5	3	2	–	–
322	9	–	–	33	11	2	...	...	...	...	...	...	...	–	...	...	...	...	–	...	...	...	...	...
324	66	–	–	59	8	14	10	14	–	10	6	3.8	4600	–	3	...	...	...	–	8	4	1	2	–
326	48	–	–	52	8	10	10	10	–	8	8	3.9	4900	–	1	...	...	...	–	6	–	–	–	–
327	38	–	–	61	8	8	5	8	–	7	4	4.0	4600	–	1	...	...	...	–	4	2	1	2	–
328	22	–	–	68	5	3	...	...	...	...	...	...	...	–	...	...	...	...	–	...	...	...	...	...
329	20	–	–	65	–	3	...	...	...	...	...	...	...	–	...	...	...	...	–	...	...	...	...	...
330	30	–	–	67	–	5	3	5	–	5	3	4.0	4600	–	–	–	–	–	–	5	2	–	–	–
331	205	–	–	49	11	47	35	45	–	30	18	3.9	4700	–	17	17	2.6	25	–	21	4	6	3	–
332#	370	–	–	48	8	103	51	99	–	69	28	4.2	6100	–	13	5	2.8	41	–	37	25	10	12	–
333	64	–	–	53	13	14	6	14	–	6	3	4.3	7100	–	7	3	3.0	33	–	7	3	1	1	–
334	57	–	–	49	7	11	5	10	–	9	4	4.3	6400	–	2	...	...	...	–	8	5	1	3	–
335	70	–	–	47	7	11	–	10	–	8	–	4.8	5800	–	3	...	...	...	–	6	6	1	–	–
336	59	–	–	56	–	10	3	10	–	7	1	4.3	5400	–	2	...	...	...	–	6	4	–	1	–
337	42	–	–	43	10	9	–	9	–	6	–	3.3	5300	–	3	...	...	...	–	6	6	–	–	–
338	36	–	–	39	25	11	2	11	–	10	2	4.3	3800	–	1	...	...	...	–	2	2	3	3	–
339	51	–	–	51	8	16	1	12	–	9	–	5.0	9300	–	6	–	3.3	...	–	4	4	5	1	–
340	44	–	–	36	11	12	–	8	–	8	–	5.5	9300	–	4	...	...	...	–	2	2	–	1	1
341	29	–	–	76	3	6	3	6	–	4	...	...	...	–	1	...	...	...	–	3	1	1	2	–
342	38	–	–	42	3	7	1	7	–	6	1	4.8	8300	–	1	...	...	...	–	4	3	–	–	–
343	20	–	–	35	10	5	–	3	–	5	–	5.4	...	–	–	–	–	–	–	1	1	–	–	–
344	47	–	–	49	–	8	–	8	–	6	–	4.8	11300	–	2	...	...	...	–	5	5	–	1	–
345	12	–	–	17	25	5	1	5	–	1	...	...	...	–	4	...	...	...	–	–	–	2	–	–
346	44	–	–	32	11	13	–	11	–	8	–	5.1	11600	–	4	...	...	...	–	4	4	1	4	–
347	21	–	–	19	33	7	–	7	–	4	...	...	...	–	3	...	...	...	–	–	–	1	1	–
348	27	–	–	26	11	7	–	7	–	3	...	...	...	–	4	...	...	...	–	1	1	–	1	–
349	24	–	–	33	8	6	–	6	–	6	–	5.2	14300	–	–	–	–	–	–	1	1	1	1	–
350	9	–	–	–	22	4	...	...	...	...	...	...	...	–	...	...	...	...	–	...	...	...	...	...
352	39	–	–	62	5	9	3	9	–	5	2	4.4	3500	–	3	...	...	...	–	4	3	–	1	–
354	19	–	–	21	21	6	–	6	–	3	...	...	...	–	2	...	...	...	–	–	–	–	2	–
355	12	–	–	33	–	4	...	...	...	...	...	...	...	–	...	...	...	...	–	...	...	...	...	...
356	24	–	–	17	17	10	–	5	–	8	–	4.3	...	–	2	...	...	...	–	1	1	3	–	–
357	18	–	–	39	22	6	–	5	–	4	...	...	...	–	2	...	...	...	–	1	1	1	–	–
358	29	–	–	14	21	8	–	8	–	6	–	4.5	8300	–	2	...	...	...	–	2	2	1	2	–
2	4355	–	–	39	14	1240	177	1161	–	692	68	5.1	12100	–	466	84	3.9	56	–	287	224	160	158	15
101	33	–	–	33	9	10	–	7	–	6	–	5.8	27100	–	4	...	...	...	–	2	2	1	3	–
102	50	–	–	40	14	13	–	12	–	7	–	4.6	16800	–	6	–	4.8	87	–	4	4	2	1	–
103	40	–	–	43	3	10	–	9	–	8	–	5.3	14500	–	2	...	...	...	–	2	2	2	3	–
104#	33	–	–	33	6	12	–	6	–	3	...	...	...	–	9	–	3.8	82	–	2	2	5	1	1
105	7	–	–	–	43	4	...	...	...	...	...	...	...	–	...	...	...	...	–	...	...	...	...	...
106	24	–	–	46	8	7	–	7	–	5	–	5.8	42800	–	2	...	...	...	–	1	1	2	–	–
107	18	–	–	44	11	5	–	5	–	4	...	...	...	–	1	...	...	...	–	1	1	1	1	–
108	46	–	–	35	22	13	–	13	–	4	...	...	...	–	8	–	4.4	64	–	3	3	–	–	1
109	9	–	–	33	22	3	...	...	...	...	...	...	...	–	...	...	...	...	–	...	...	...	...	...
110	12	–	–	–	17	4	...	...	...	...	...	...	...	–	...	...	...	...	–	...	...	...	...	...
111	15	–	–	–	27	10	–	9	–	5	–	5.0	...	–	3	...	...	...	–	–	–	3	1	1
112	7	–	–	29	43	3	...	...	...	...	...	...	...	–	...	...	...	...	–	...	...	...	...	...
113	18	–	–	50	6	5	–	5	–	3	...	...	...	–	2	...	...	...	–	–	–	1	1	–
114	10	–	–	–	20	4	...	...	...	...	...	...	...	–	...	...	...	...	–	...	...	...	...	...
116	3	...	...	...	...	1	...	...	...	...	...	...	...	...	...	...	...	...	...	...	...	...	...	...
117	15	–	–	40	7	5	–	5	–	4	...	...	...	–	–	–	–	–	–	...	...	...	...	...
118	9	–	–	22	–	2	...	...	...	...	...	...	...	–	...	...	...	...	–	...	...	...	...	...
119	41	–	–	51	5	8	–	8	–	3	...	...	...	–	5	–	5.4	...	–	3	3	–	1	–
120	3	...	...	...	...	1	...	...	...	...	...	...	...	...	...	...	...	...	...	...	...	...	...	...
121	13	–	–	46	8	3	...	...	...	...	...	...	...	–	...	...	...	...	–	...	...	...	...	...
122	36	–	–	25	31	11	–	6	–	6	–	6.8	54000	–	5	–	3.8	...	–	1	1	–	1	–
124	43	–	–	40	28	11	–	11	–	7	–	5.4	16600	–	4	...	...	...	–	2	2	2	2	–
125	43	–	–	26	21	14	2	10	–	8	–	4.8	11700	–	5	2	3.4	...	–	2	1	–	5	–
126	23	–	–	30	30	6	–	6	–	4	...	...	...	–	2	...	...	...	–	–	–	–	2	1
127	30	–	–	37	3	11	–	9	–	3	...	...	...	–	6	–	4.7	123	–	–	–	–	–	–
128	10	–	–	40	10	3	...	...	...	...	...	...	...	–	...	...	...	...	–	...	...	...	...	...
129	39	–	–	26	15	11	–	7	–	4	...	...	...	–	7	–	4.0	83	–	1	1	1	3	1
130	20	–	–	25	15	7	–	5	–	3	...	...	...	–	2	...	...	...	–	–	–	–	–	–
131	10	–	–	10	10	4	...	...	...	...	...	...	...	–	...	...	...	...	–	...	...	...	...	...
132	11	–	–	27	27	4	...	...	...	...	...	...	...	–	...	...	...	...	–	...	...	...	...	...
201#	39	–	–	44	10	12	–	12	–	2	...	...	...	–	8	–	5.1	124	–	1	1	1	3	–
202	21	–	–	52	14	3	...	...	...	...	...	...	...	–	...	...	...	...	–	...	...	...	...	...
203	24	–	–	21	42	13	–	8	–	4	...	...	...	–	8	–	3.4	83	–	–	–	5	2	–
205	26	–	–	23	39	10	–	10	–	6	–	7.7	15400	–	3	...	...	...	–	1	1	1	–	–

Table 2. **Characteristics of Housing Units and Population, by Blocks: 1970**—Con. **Webb County, Tex.**

[Data exclude vacant seasonal and vacant migratory housing units. For minimum base for derived figures (percent, average, etc.) and meaning of symbols, see text]

Blocks Within Census Tracts	Total population	Percent of total population: Negro	Percent of total population: In group quarters	Percent of total population: Under 18 years	Percent of total population: 62 years and over	Year-round housing units: Total	Year-round housing units: Lacking some or all plumbing facilities	Units in—: One-unit structures	Units in—: Structures of 10 or more units	Occupied housing units: Owner: Total	Owner: Lacking some or all plumbing facilities	Owner: Average number of rooms	Owner: Average value (dollars)	Owner: Percent Negro	Renter: Total	Renter: Lacking some or all plumbing facilities	Renter: Average number of rooms	Renter: Average contract rent (dollars)	Renter: Percent Negro	1.01 or more persons per room: Total	1.01 or more persons per room: With all plumbing facilities	One-person households	With female head of family	With roomers, boarders, or lodgers
206	58	–	–	40	7	14	–	11	–	11	–	5.6	14900	–	3	...	...	...	–	4	4	–	–	–
207	54	–	–	39	13	14	–	12	–	8	–	5.4	23300	–	3	...	...	...	–	6	6	–	1	–
208	40	–	–	40	10	15	–	12	–	1	...	...	...	–	12	–	4.4	51	–	2	2	4	5	–
209	28	–	–	46	14	9	1	9	–	6	1	5.3	8900	–	3	...	...	...	–	2	2	4	–	–
210	50	–	–	50	10	11	–	11	–	9	–	4.9	8100	–	2	...	...	...	–	4	4	1	–	–
211	53	–	–	40	21	16	1	15	–	13	–	4.4	9000	–	3	...	...	...	–	2	2	2	4	–
212	51	–	–	37	16	13	–	11	–	8	–	5.3	8400	–	4	...	...	...	–	3	3	–	3	–
213	35	–	–	37	11	9	–	9	–	6	–	5.8	20200	–	2	...	...	...	–	4	4	1	2	–
214	44	–	–	39	7	14	1	14	–	9	1	4.3	9400	–	4	...	...	...	–	2	2	–	2	–
215	53	–	–	51	9	10	2	10	–	5	–	5.6	12500	–	5	2	3.6	55	–	6	4	–	–	–
216	37	–	–	38	14	8	–	8	–	7	–	7.6	21800	–	1	...	...	...	–	–	–	–	2	–
217	17	–	–	24	24	6	–	6	–	5	–	8.0	31500	–	1	...	...	...	–	–	–	1	–	–
218	–	–	–	–	–	1	...	...	...	...	...	...	...	–	...	...	...	...	–	...	...	...	...	...
219	7	–	–	29	29	2	...	...	...	...	...	...	...	–	...	...	...	...	–	...	...	...	...	...
220	15	–	–	7	–	7	–	1	–	–	–	–	–	–	7	–	3.1	96	–	1	1	–	–	–
221	27	–	–	33	33	9	–	9	–	3	...	...	...	–	4	...	...	...	–	1	1	–	1	–
222	9	–	–	11	67	6	–	6	–	5	–	5.2	12800	–	–	–	–	–	–	–	–	1	1	–
223	26	–	–	8	19	10	–	8	–	5	–	5.8	15000	–	5	–	3.4	...	–	–	–	–	1	–
224	14	–	–	7	36	6	–	6	–	6	–	4.3	6900	–	–	–	–	–	–	1	1	1	2	–
225	32	–	–	44	9	9	1	9	–	7	1	4.0	9800	–	2	...	...	...	–	5	5	2	1	–
226	22	–	–	32	23	6	–	6	–	6	–	5.5	13800	–	–	–	–	–	–	–	–	–	–	–
227	2	...	...	...	...	1	...	...	...	...	...	...	...	...	...	...	...	...	...	...	...	...	...	...
230	58	–	–	43	14	13	3	12	–	6	1	4.3	5200	–	6	1	3.5	38	–	6	4	1	2	–
233	39	–	–	46	21	11	4	11	–	8	1	4.9	5800	–	3	...	...	...	–	3	2	1	2	–
234	37	–	–	41	19	12	2	12	–	5	1	4.0	7700	–	7	1	4.0	42	–	2	2	4	–	–
235	36	–	–	31	11	14	10	12	–	6	2	4.2	7100	–	6	6	2.7	30	–	3	1	4	1	–
236	29	–	–	48	14	10	5	9	–	2	...	...	...	–	8	4	3.3	33	–	3	1	3	2	–
237	16	–	–	31	19	6	–	6	–	2	...	...	...	–	4	...	...	...	–	–	–	2	2	–
238	47	–	–	45	9	13	1	13	–	8	1	5.5	8700	–	3	...	...	...	–	2	2	1	3	–
239	28	–	–	39	18	9	1	9	–	6	1	5.0	7900	–	2	...	...	...	–	2	2	2	1	–
301#	57	–	–	47	11	14	–	14	–	3	...	...	...	–	11	–	3.6	49	–	6	6	1	–	–
302	55	–	–	49	7	12	2	12	–	4	...	...	...	–	8	2	4.5	47	–	6	5	2	–	–
303#	49	–	–	29	4	14	3	14	–	7	1	4.4	7200	–	6	2	3.3	27	–	5	2	–	3	1
304	46	–	–	30	13	14	3	14	–	7	1	4.7	9100	–	7	2	4.0	42	–	2	1	1	2	2
305	52	–	–	27	12	17	1	17	–	12	–	5.0	10400	–	4	...	...	...	–	5	4	4	2	–
306	46	–	–	33	15	14	1	13	–	11	–	4.4	8200	–	3	...	...	...	–	2	2	4	1	–
309	35	–	–	31	6	11	1	9	–	8	1	4.3	8000	–	3	...	...	...	–	–	–	1	–	–
310	56	–	–	48	4	11	2	11	–	8	–	5.0	6400	–	3	...	...	...	–	5	4	1	3	–
311	63	–	–	48	10	15	5	15	–	9	1	4.1	6200	–	6	4	3.5	...	–	6	4	–	1	–
312	36	–	–	17	14	12	1	9	–	9	1	4.1	5100	–	3	...	...	...	–	2	2	2	2	–
313#	54	–	–	52	9	14	5	14	–	7	4	3.0	5300	–	5	1	3.6	25	–	5	5	4	–	–
314	57	–	–	35	23	14	8	14	–	12	7	3.7	4400	–	2	...	...	...	–	8	2	1	1	–
315	39	–	–	39	18	10	4	10	–	8	2	3.8	4300	–	2	...	...	...	–	3	3	1	2	–
316	11	–	–	27	–	6	2	6	–	3	...	...	...	–	–	–	–	–	–	...	...	...	...	...
317	60	–	–	50	12	14	5	14	–	10	4	3.3	4300	–	3	...	...	...	–	6	2	1	2	–
318	58	–	–	55	9	15	9	15	–	8	4	4.1	4200	–	5	3	2.6	...	–	6	1	1	5	–
319	61	–	–	51	2	13	–	13	–	7	–	6.9	10500	–	6	–	3.7	52	–	3	3	2	–	–
320	72	–	–	46	13	17	4	17	–	8	4	4.5	5000	–	9	–	3.7	33	–	6	4	1	–	–
321	56	–	–	36	9	14	2	14	–	7	–	6.0	8000	–	6	1	3.3	42	–	5	4	–	4	–
322	50	–	–	52	12	12	1	12	–	7	–	5.4	10600	–	4	...	...	...	–	4	4	1	3	–
323	259	–	–	41	14	76	18	74	–	51	10	4.4	9500	–	17	5	3.9	45	–	19	13	11	5	1
324	39	–	–	26	26	11	–	11	–	9	–	5.3	10700	–	2	...	...	...	–	1	1	1	1	–
325	29	–	–	10	45	13	6	13	–	7	1	4.9	5000	–	6	5	2.3	30	–	2	–	5	–	1
327	51	–	–	35	12	15	–	15	–	8	–	4.5	4800	–	6	–	3.7	33	–	3	3	3	1	–
328	58	–	–	41	14	12	1	12	–	7	1	5.9	8700	–	4	...	...	...	–	5	5	–	1	–
329	36	–	–	47	8	8	–	8	–	6	–	6.8	16000	–	2	...	...	...	–	1	1	1	–	–
330	58	–	–	43	9	13	–	11	–	7	–	5.7	14600	–	6	–	3.5	...	–	5	5	2	1	–
401	24	–	–	–	33	11	–	10	–	5	–	6.4	12800	–	6	–	4.5	63	–	–	–	5	3	1
402	46	–	–	46	11	11	–	11	–	9	–	5.8	9300	–	1	...	...	...	–	3	3	1	1	–
403	47	–	–	36	17	13	–	13	–	10	–	6.4	5500	–	3	...	...	...	–	2	2	1	5	–
404	18	–	–	50	–	6	–	6	–	1	...	...	...	–	3	...	...	...	–	...	...	...	...	...
405	34	–	–	38	18	10	2	10	–	6	1	4.2	4800	–	4	...	...	...	–	2	1	3	2	–
406	66	–	–	42	9	18	1	18	–	7	–	4.9	6900	–	9	1	4.3	38	–	4	4	1	2	–
409	2	...	...	...	...	1	...	...	...	...	...	...	...	...	...	...	...	...	...	...	...	...	...	...
410	39	–	–	36	18	14	1	14	–	10	1	4.5	6900	–	3	...	...	...	–	1	1	4	3	–
411	62	–	–	32	16	19	5	19	–	11	1	4.3	5400	–	6	2	3.5	33	–	4	3	1	3	–
412	76	–	–	54	7	17	6	16	–	11	2	5.5	10500	–	4	...	...	...	–	6	4	3	1	–
414	17	–	–	53	6	4	...	...	...	...	...	...	...	–	...	...	...	...	–	...	...	...	...	...
415	58	–	–	35	12	18	1	18	–	6	–	5.7	16400	–	10	–	4.0	47	–	3	3	2	1	–
416	60	–	–	38	12	12	–	10	–	8	–	5.8	10400	–	4	...	...	...	–	4	4	–	2	1
417	19	–	–	26	16	7	–	7	–	4	...	...	...	–	2	...	...	...	–	–	–	–	2	–
418	26	–	–	31	35	10	–	10	–	4	...	...	...	–	4	...	...	...	–	1	1	1	1	–
419	36	–	–	39	19	10	–	10	–	7	–	6.4	22500	–	–	–	–	–	–	1	1	–	2	–
420	43	–	–	30	14	13	2	13	–	5	–	5.0	...	–	8	2	3.6	41	–	6	5	3	1	–
421	58	–	–	50	16	14	1	14	–	7	–	5.1	16000	–	6	1	4.0	67	–	5	4	–	2	–
422	17	–	–	29	6	6	–	6	–	5	–	5.4	8200	–	1	...	...	...	–	1	1	1	1	–
423#	44	–	–	34	16	14	3	12	–	8	1	4.8	10000	–	6	2	3.7	63	–	2	1	4	2	–
424	81	–	–	43	11	17	2	17	–	6	1	6.3	12100	–	11	1	4.4	46	–	6	6	1	1	1
425	19	–	–	47	5	4	...	...	...	...	...	...	...	–	...	...	...	...	–	...	...	...	...	...
428	56	–	–	43	9	15	6	15	–	9	2	4.8	5900	–	2	...	...	...	–	6	5	–	1	1
429	44	–	–	27	16	20	12	19	–	5	2	4.6	6100	–	11	6	3.4	34	–	2	–	3	3	–
430	75	–	–	52	20	18	14	18	–	6	3	2.8	4800	–	11	11	2.1	25	–	9	1	3	3	–
3	3603	–	–	37	17	1125	384	1073	3	459	70	4.8	10700	–	565	261	3.3	38	–	316	166	207	216	13
102#	35	–	–	51	23	13	4	12	–	7	–	5.0	7600	–	6	4	2.7	32	–	3	1	8	2	–
103	35	–	–	31	17	13	3	12	–	10	2	4.3	9500	–	2	...	...	...	–	2	2	2	4	–
104#	37	–	–	41	16	14	3	14	–	4	...	...	...	–	6	–	3.0	43	–	3	3	1	1	–
105#	25	–	–	–	36	11	2	11	–	3	...	...	...	–	7	1	4.4	39	–	1	1	1	3	1
106#	33	–	–	21	12	14	–	12	–	6	–	4.3	...	–	7	–	3.6	65	–	2	2	6	1	–

[Data exclude vacant seasonal and vacant migratory housing units. For minimum base for derived figures (percent, average, etc.) and meaning of symbols, see text]

Blocks Within Census Tracts	Total population	Percent of total population				Year-round housing units				Occupied housing units													
								Units in—		Owner					Renter					1.01 or more persons per room				
	Total population	Negro	In group quarters	Under 18 years	62 years and over	Total	Lacking some or all plumbing facilities	One-unit structures	Structures of 10 or more units	Total	Lacking some or all plumbing facilities	Average number of rooms	Average value (dollars)	Percent Negro	Total	Lacking some or all plumbing facilities	Average number of rooms	Average contract rent (dollars)	Percent Negro	Total	With all plumbing facilities	One-person households	With female head of family	With roomers, boarders, or lodgers
107#	53	–	–	45	9	17	6	17	–	6	1	4.3	15800	–	8	4	3.3	26	–	5	1	2	5	–
108#	95	–	–	33	14	30	6	27	3	10	–	5.1	15100	–	19	5	2.7	38	–	10	8	6	2	–
109	70	–	–	44	9	20	11	19	–	6	2	4.0	12900	–	11	7	3.5	40	–	7	2	3	3	–
110#	60	–	–	47	10	18	11	17	–	12	8	3.3	7100	–	5	2	3.6	29	–	8	2	5	3	–
111	49	–	–	45	12	11	4	11	–	7	2	4.6	8000	–	4	...	...	...	–	6	3	1	–	–
112	40	–	–	45	10	9	2	9	–	8	1	5.3	12300	–	1	...	...	...	–	5	3	–	1	–
113#	52	–	–	39	15	17	6	17	–	7	1	4.7	10600	–	9	5	3.0	37	–	4	3	1	3	1
114	65	–	–	35	20	29	18	29	–	5	1	4.4	6700	–	18	13	2.9	37	–	8	1	9	4	–
115	65	–	–	29	15	21	12	19	–	6	–	4.8	22000	–	13	11	2.9	32	–	8	3	1	2	–
116#	30	–	–	37	7	10	3	9	–	3	...	...	...	–	5	2	3.0	35	–	4	2	2	3	–
201	59	–	3	25	31	19	–	14	–	7	–	4.3	19800	–	12	–	2.8	41	–	5	5	4	10	1
202	19	–	–	21	16	7	–	7	–	4	...	...	...	–	2	...	...	...	–	2	2	1	2	–
203	34	–	–	29	18	10	3	10	–	5	–	6.0	8200	–	4	...	...	...	–	2	2	1	2	–
204#	46	–	–	24	22	16	5	15	–	9	2	5.4	7600	–	6	2	4.2	65	–	2	2	3	3	–
205#	53	–	–	34	19	21	10	20	–	6	1	5.2	10500	–	10	5	3.8	34	–	3	1	3	4	–
206#	50	–	–	34	16	16	5	16	–	9	1	5.0	7600	–	5	3	3.4	27	–	6	3	4	4	1
207#	79	–	–	43	19	23	12	22	–	14	6	3.5	5000	–	8	6	3.1	25	–	5	4	5	5	–
208	60	–	–	37	28	20	6	16	–	9	–	6.1	17300	–	11	6	3.2	29	–	4	1	7	3	1
209	35	–	–	11	23	14	1	11	–	7	–	4.7	16600	–	7	1	3.0	56	–	2	2	3	–	–
210	27	–	–	19	33	11	3	11	–	2	...	...	...	–	8	2	3.0	34	–	2	1	1	3	–
211	45	–	–	29	27	18	–	17	–	10	–	5.1	14300	–	6	–	3.8	54	–	2	2	3	2	2
213#	39	–	–	44	23	12	–	11	–	3	...	...	...	–	7	–	3.7	54	–	3	3	1	2	–
214	32	–	–	31	44	11	3	10	–	6	–	5.8	16500	–	4	...	...	...	–	2	1	1	2	–
215	42	–	–	41	26	14	5	14	–	4	...	...	...	–	8	3	4.0	43	–	3	3	1	2	–
216	53	–	–	38	17	15	2	15	–	11	–	5.1	7800	–	4	...	...	...	–	2	1	2	2	–
217	46	–	–	17	15	16	5	16	–	7	1	5.1	9100	–	7	4	3.0	34	–	2	1	2	2	–
218	61	–	–	56	5	15	8	15	–	5	1	4.4	7200	–	7	5	3.0	31	–	4	3	1	3	–
301#	62	–	–	39	16	19	11	19	–	10	4	3.3	5100	–	8	7	3.1	25	–	8	2	6	5	–
302	93	–	–	46	10	23	6	23	–	12	5	3.8	4700	–	9	1	3.4	31	–	10	5	3	6	–
303#	77	–	–	39	14	21	4	20	–	9	–	4.7	6700	–	11	3	3.8	40	–	6	5	6	3	–
304	51	–	–	41	12	21	8	20	–	12	–	5.0	7800	–	3	...	...	...	–	4	2	3	3	1
305	56	–	–	30	30	21	11	21	–	7	1	5.9	11600	–	13	9	2.5	28	–	4	2	6	5	–
306#	80	–	–	36	18	24	15	23	–	3	...	...	...	–	21	15	2.7	35	–	12	4	4	8	–
307#	24	–	–	25	29	11	1	10	–	2	...	...	...	–	6	–	5.2	101	–	2	2	2	1	–
308	24	–	–	25	29	11	2	9	–	1	...	...	...	–	7	2	4.0	35	–	1	–	1	4	–
309	40	–	–	23	50	13	2	13	–	7	–	5.6	38100	–	5	2	3.4	29	–	3	1	2	4	–
310	52	–	–	33	19	20	8	18	–	8	–	4.5	11000	–	10	6	3.2	33	–	4	1	4	3	–
311	31	–	–	23	29	12	2	12	–	4	...	...	...	–	8	2	2.8	34	–	3	3	7	–	–
312#	45	–	–	20	18	16	1	16	–	8	–	6.1	8400	–	7	–	3.6	39	–	2	2	2	4	–
313#	62	–	–	31	16	21	7	21	–	8	–	5.0	7100	–	10	4	3.4	58	–	6	5	6	3	–
314#	48	–	–	42	15	14	3	14	–	6	–	5.3	5700	–	6	2	2.7	25	–	3	3	3	3	–
315#	60	–	–	40	17	19	2	19	–	5	–	4.8	...	–	10	1	2.9	32	–	6	6	1	5	–
316	47	–	–	28	21	15	2	14	–	6	1	5.7	6700	–	8	1	3.3	35	–	4	3	4	3	1
317	80	–	–	43	15	17	6	16	–	5	–	3.6	5600	–	12	6	3.8	36	–	9	4	1	5	–
318	57	–	–	44	18	13	2	13	–	6	1	6.0	16500	–	7	1	4.9	59	–	5	4	1	3	–
319	76	–	–	22	20	26	6	26	–	5	1	3.6	8200	–	21	5	4.0	45	–	4	2	4	7	–
401	68	–	–	40	21	21	8	20	–	7	1	6.0	33000	–	13	6	3.5	45	–	7	2	1	4	–
402#	33	–	–	30	12	11	2	11	–	4	...	...	...	–	7	2	4.4	45	–	2	1	3	1	–
403	77	–	–	40	21	24	8	24	–	14	2	4.4	9500	–	8	5	2.8	30	–	6	3	6	5	–
404	79	–	–	38	18	22	6	22	–	12	1	4.2	7100	–	9	5	3.3	30	–	7	3	5	6	–
405	89	–	6	45	10	23	11	23	–	7	1	3.6	5000	–	15	10	2.8	29	–	9	5	3	6	1
406	46	–	–	41	13	14	7	14	–	7	4	4.9	4700	–	4	...	...	...	–	5	3	2	3	–
407	8	–	–	63	–	2	...	...	...	...	...	...	...	–	...	...	...	...	–	...	...	...	...	...
408	57	–	–	44	14	14	7	14	–	7	3	4.0	4300	–	7	4	3.9	30	–	5	2	4	2	–
409	66	–	–	49	15	16	6	14	–	7	–	5.0	8400	–	9	6	3.2	29	–	7	2	4	3	1
411	76	–	–	32	20	22	10	21	–	11	2	4.2	4900	–	11	8	2.5	29	–	8	5	6	3	–
412	161	–	–	40	15	49	22	43	–	17	4	5.2	12500	–	29	15	3.2	39	–	12	3	9	11	–
413	254	–	–	48	11	65	39	63	–	23	7	4.2	5800	–	33	26	3.2	26	–	25	7	7	8	2
4	958	–	2	22	33	428	34	245	109	108	3	5.8	35500	–	289	27	3.2	54	–	47	39	156	64	2
102	14	–	–	7	57	5	2	3	–	2	...	...	...	–	3	...	...	...	–	2	–	1	1	–
104	8	–	–	38	38	3	...	...	...	...	...	...	...	–	...	...	...	...	–	...	...	...	...	...
108	11	–	–	9	55	5	–	2	–	2	...	...	...	–	2	...	...	...	–	...	...	...	...	...
109	16	–	–	38	31	4	...	...	...	...	...	...	...	–	...	...	...	...	–	...	...	...	...	...
110	12	–	–	17	33	8	–	6	–	4	...	...	...	–	2	...	...	...	–	2	2	4	2	–
111	1	...	...	...	...	3	...	...	...	...	...	...	...	...	...	...	...	...	...	...	...	...	...	...
112	5	–	–	20	40	2	...	...	...	...	...	...	...	–	...	...	...	...	–	...	...	...	...	...
115	7	–	–	–	57	3	...	...	...	...	...	...	...	–	...	...	...	...	–	...	...	...	...	...
117	53	–	–	40	15	15	7	13	–	6	2	6.7	18500	–	8	4	3.5	44	–	3	1	1	4	–
118	5	–	–	20	20	2	...	...	...	...	...	...	...	–	...	...	...	...	–	...	...	...	...	...
121	4	...	...	...	...	1	...	...	...	...	...	...	...	...	...	...	...	...	...	...	...	...	...	...
122#	39	–	–	5	3	22	–	1	16	1	...	...	...	–	20	–	4.1	91	–	–	–	5	2	–
123	9	–	–	22	44	6	–	1	–	1	...	...	...	–	3	...	...	...	–	...	...	...	...	...
124	9	–	–	56	–	2	...	...	...	...	...	...	...	–	...	...	...	...	–	...	...	...	...	...
127	11	–	–	–	27	4	...	...	...	...	...	...	...	–	...	...	...	...	–	...	...	...	...	...
128	1	...	...	...	...	1	...	...	...	...	...	...	...	...	...	...	...	...	...	...	...	...	...	...
131	6	–	–	–	67	4	...	...	...	...	...	...	...	–	...	...	...	...	–	...	...	...	...	...
132	29	–	–	41	17	7	1	7	–	5	–	7.0	54000	–	2	...	...	...	–	2	2	3	1	–
134	14	–	–	29	29	4	...	...	...	...	...	...	...	–	...	...	...	...	–	...	...	...	...	...
140	166	–	6	11	71	108	–	6	88	1	...	...	...	–	104	–	2.5	40	–	6	6	76	2	–
201	17	–	–	41	12	6	–	6	–	1	...	...	...	–	3	...	...	...	–	...	...	...	...	...
207	16	–	–	44	25	5	1	5	–	2	...	...	...	–	3	...	...	...	–	1	1	1	1	1
208	15	–	–	–	60	15	3	15	–	3	...	...	...	–	7	3	3.6	44	–	–	–	7	1	–
209	20	–	–	35	35	6	–	6	–	2	...	...	...	–	3	...	...	...	–	1	1	1	2	–
210	17	–	–	–	47	8	2	7	–	3	...	...	...	–	5	2	3.6	49	–	–	–	2	1	–
215	10	–	–	60	20	4	...	...	...	...	...	...	...	–	...	...	...	...	–	...	...	...	...	...
216#	18	–	–	22	17	9	2	5	–	3	...	...	...	–	6	2	1.5	37	–	2	1	3	2	–
217#	25	–	16	32	28	9	1	5	–	2	...	...	...	–	5	–	3.0	49	–	1	1	3	3	–
218	2	...	...	...	...	1	...	...	...	...	...	...	...	...	...	...	...	...	...	...	...	...	...	...
222	16	–	–	13	13	6	–	4	–	2	...	...	...	–	4	...	...	...	–	1	1	1	–	–

[Data exclude vacant seasonal and vacant migratory housing units. For minimum base for derived figures (percent, average, etc.) and meaning of symbols, see text]

Blocks Within Census Tracts	Total population	Percent of total population: Negro	In group quarters	Under 18 years	62 years and over	Year-round housing units: Total	Lacking some or all plumbing facilities	Units in—: One-unit structures	Structures of 10 or more units	Occupied housing units: Owner: Total	Lacking some or all plumbing facilities	Average number of rooms	Average value (dollars)	Percent Negro	Renter: Total	Lacking some or all plumbing facilities	Average number of rooms	Average contract rent (dollars)	Percent Negro	1.01 or more persons per room: Total	With all plumbing facilities	One-person households	With female head of family	With roomers, boarders, or lodgers
223	26	–	–	19	27	10	–	8	–	6	–	5.3	33800	–	4	...	...	...	–	2	2	1	2	–
224	30	–	–	30	13	8	–	7	–	5	–	6.0	...	–	3	...	...	...	–	1	1	1	3	–
225#	40	–	–	25	28	14	–	12	–	4	...	...	...	–	10	–	4.2	55	–	1	1	3	5	–
226	31	–	–	26	19	9	1	8	–	4	...	...	...	–	5	–	5.0	54	–	2	2	1	1	–
227	18	–	–	11	22	10	–	9	–	1	...	...	...	–	9	–	3.2	54	–	–	–	5	–	–
230	15	–	–	20	7	7	3	7	–	2	...	...	...	–	4	...	...	...	–	–	–	1	2	–
231#	27	–	–	33	19	8	1	6	–	2	...	...	...	–	6	1	3.3	30	–	3	2	1	4	–
232	12	–	–	17	25	4	...	...	...	...	...	...	...	–	...	...	...	...	–	...	...	...	...	...
233#	79	–	–	23	22	40	3	25	2	9	–	4.4	15800	–	26	3	2.4	48	–	7	7	14	4	–
234	2	...	...	...	...	1	...	...	...	...	...	...	...	...	...	...	...	...	...	...	...	...	...	...
235	2	...	...	...	...	1	...	...	...	...	...	...	...	...	...	...	...	...	...	...	...	...	...	...
237	3	...	...	...	...	–	–	–	–	–	–	–	–	–	–	–	–	–	–	–	–	–	–	–
238	14	–	–	14	36	9	–	5	–	3	...	...	...	–	6	–	2.8	52	–	–	–	6	–	–
239	28	–	–	32	29	9	1	8	–	3	...	...	...	–	6	1	4.0	58	–	2	2	1	1	–
240#	32	–	–	13	34	13	1	13	–	6	–	6.3	...	–	7	1	4.9	49	–	–	–	2	2	–
243	23	–	–	17	13	7	2	7	–	3	...	...	...	–	3	...	...	...	–	1	–	–	3	1
5	3059	1	2	40	16	949	291	719	14	368	69	5.0	12500	–	502	192	3.4	49	–	224	129	208	152	4
101	2	...	...	...	...	1	...	...	...	...	...	...	...	...	...	...	...	...	...	...	...	...	...	...
102	22	–	–	23	27	9	–	7	–	6	–	6.0	15000	–	3	...	...	...	–	2	2	3	–	–
103	25	–	–	32	28	9	1	7	–	5	–	4.0	...	–	4	...	...	...	–	2	2	2	–	–
104	14	–	–	21	43	5	–	5	–	2	...	...	...	–	3	...	...	...	–	1	1	1	–	–
105#	54	–	–	41	13	15	–	13	–	8	–	4.9	14300	–	7	–	4.0	41	–	3	3	3	3	–
106	20	–	–	55	10	5	4	5	–	1	...	...	...	–	4	...	...	...	–	3	1	1	1	–
109	17	–	–	41	24	4	...	...	...	...	...	...	...	–	...	...	...	...	–	...	...	...	...	...
110#	33	–	15	27	9	11	–	3	–	2	...	...	...	–	9	–	4.3	89	–	–	–	3	2	–
111#	34	–	6	32	27	11	–	8	–	5	–	6.2	22000	–	5	–	3.8	69	–	–	–	1	–	–
112	18	–	–	22	11	6	–	6	–	5	–	7.0	30800	–	1	...	...	...	–	–	–	–	1	–
113	41	–	12	27	7	22	1	5	–	6	–	5.5	...	–	8	–	3.1	86	–	1	1	2	1	–
114	16	–	–	31	31	5	–	4	–	4	...	...	...	–	1	...	...	...	–	–	–	2	1	–
115	2	...	...	...	...	2	...	...	...	...	...	...	...	...	...	...	...	...	...	...	...	...	...	...
116	6	–	–	–	33	2	...	...	...	...	...	...	...	–	...	...	...	...	–	...	...	...	...	...
117	4	...	...	...	...	2	...	...	...	...	...	...	...	...	...	...	...	...	...	...	...	...	...	...
118	33	–	–	42	18	10	1	8	–	4	...	...	...	–	6	–	4.7	106	–	2	1	2	1	–
119	6	–	–	–	50	6	–	6	–	5	–	6.6	35800	–	–	–	–	–	–	–	–	4	–	–
120	38	–	–	37	11	11	–	11	–	8	–	6.3	16800	–	3	...	...	...	–	2	2	4	2	–
122	18	–	–	44	6	6	–	6	–	3	...	...	...	–	1	...	...	...	–	...	...	...	...	...
123	30	–	–	60	10	6	–	6	–	4	...	...	...	–	2	...	...	...	–	1	1	1	–	–
124	41	–	7	22	12	16	4	7	–	6	–	6.0	...	–	8	3	2.6	63	–	2	2	4	3	1
125	17	–	–	47	18	4	...	...	...	...	...	...	...	–	...	...	...	...	–	...	...	...	...	...
127	9	–	–	–	89	7	5	1	4	2	...	...	...	–	5	4	1.8	...	–	–	–	5	–	–
128	11	–	–	27	27	3	...	...	...	...	...	...	...	–	...	...	...	...	–	...	...	...	...	...
129	16	–	–	13	44	10	3	4	–	3	...	...	...	–	4	...	...	...	–	1	–	4	1	–
130	22	–	–	46	5	3	...	...	...	...	...	...	...	–	...	...	...	...	–	...	...	...	...	...
131	46	–	–	37	15	13	1	10	–	8	1	6.1	39700	–	3	...	...	...	–	4	3	–	1	–
132	38	–	–	37	18	11	2	11	–	6	–	6.3	15000	–	5	2	3.8	...	–	3	2	2	–	1
133	20	–	–	5	65	16	7	3	8	2	...	...	...	–	12	7	1.7	30	–	–	–	10	1	–
134	22	–	–	27	32	9	6	3	2	2	...	...	...	–	6	5	2.0	68	–	2	1	3	3	1
135#	44	–	–	46	25	13	–	13	–	7	–	5.1	9800	–	5	–	4.0	53	–	2	2	2	4	–
136	46	–	–	37	17	17	4	12	–	5	–	5.0	...	–	11	4	3.3	50	–	3	–	4	4	–
137#	57	–	–	25	19	28	1	3	–	4	...	...	...	–	22	1	3.0	56	–	2	2	9	3	1
138#	21	–	14	33	10	6	1	5	–	–	–	–	–	–	6	1	3.8	35	–	–	–	1	–	–
139#	19	–	–	5	26	13	5	4	–	3	...	...	...	–	8	4	2.4	38	–	–	–	5	3	–
201	84	–	–	38	16	30	5	14	–	5	1	4.8	...	–	25	4	3.0	51	–	6	5	10	2	–
202#	23	–	–	4	61	13	1	11	–	5	–	5.6	18300	–	8	1	3.4	43	–	–	–	4	3	–
203	68	–	–	37	25	26	19	15	–	2	...	...	...	–	22	18	2.2	34	–	8	1	10	5	–
204#	93	–	–	43	12	34	11	22	–	9	2	4.3	9300	–	21	8	3.3	42	–	7	4	9	8	–
205#	70	–	–	53	9	16	6	15	–	5	1	5.0	10700	–	8	4	4.3	51	–	4	1	1	6	–
206#	44	–	–	36	14	12	2	10	–	2	...	...	...	–	8	2	4.1	34	–	3	3	1	2	–
207#	100	–	–	48	8	25	14	22	–	6	1	4.3	11000	–	18	12	2.6	31	–	11	4	1	7	–
208#	86	–	–	35	23	27	19	24	–	8	2	5.0	5400	–	18	16	2.3	33	–	5	1	9	8	–
209	51	–	–	33	24	24	7	10	–	5	1	3.0	...	–	17	6	3.0	38	–	6	3	10	5	–
210	50	–	–	26	24	19	–	8	–	6	–	4.8	...	–	13	–	3.2	67	–	3	3	7	3	–
211#	63	–	–	24	18	23	9	23	–	8	–	5.1	12000	–	14	9	3.0	36	–	3	2	6	3	–
212#	43	–	–	33	14	15	4	14	–	5	–	4.8	7800	–	8	4	3.0	48	–	3	3	1	3	–
213	59	–	–	39	9	18	8	16	–	8	3	3.5	9200	–	8	4	3.0	...	–	6	1	2	7	–
214#	380	–	–	43	15	110	68	94	–	51	26	4.2	5500	–	51	37	2.7	27	–	39	13	28	22	–
215#	47	–	–	45	13	14	5	14	–	5	–	4.2	5700	–	7	3	3.1	35	–	6	5	2	4	–
216#	51	–	–	51	4	12	8	11	–	5	4	3.8	4100	–	7	4	3.3	35	–	6	1	1	3	–
217	61	–	–	48	10	12	4	12	–	8	–	5.3	5200	–	3	...	...	...	–	6	3	1	1	–
218	34	–	–	35	24	12	6	9	–	7	3	5.4	5700	–	3	...	...	...	–	1	1	2	3	–
219#	60	–	–	45	12	14	8	13	–	7	5	3.6	5300	–	6	2	4.8	35	–	6	4	1	3	–
221	4	...	...	...	...	2	...	...	...	...	...	...	...	...	...	...	...	...	...	...	...	...	...	...
222	27	–	–	59	11	7	2	6	–	2	...	...	...	–	4	...	...	...	–	3	3	1	–	–
223	27	–	–	30	30	9	1	9	–	7	1	4.1	4000	–	1	...	...	...	–	2	2	1	3	–
224	31	–	–	58	13	8	1	8	–	4	...	...	...	–	2	...	...	...	–	3	3	–	1	–
225	2	...	...	...	...	1	...	...	...	...	...	...	...	...	...	...	...	...	...	...	...	...	...	...
226#	43	–	–	49	9	11	5	11	–	6	1	4.0	6100	–	5	4	2.8	29	–	4	4	5	1	–
227	59	14	49	15	56	9	4	8	–	7	2	3.6	5400	14	2	...	...	...	...	3	2	3	1	–
228	26	–	–	39	15	7	–	7	–	6	–	4.2	4400	–	1	...	...	...	–	3	3	1	1	–
229	41	–	–	61	5	9	1	9	–	5	1	4.4	5600	–	2	...	...	...	–	4	3	–	1	–
230	41	–	–	37	10	8	3	8	–	7	2	4.3	6900	–	1	...	...	...	–	4	3	1	–	–
231	12	–	–	50	8	3	...	...	...	...	...	...	...	–	...	...	...	...	–	...	...	...	...	...
232	2	...	...	...	...	1	...	...	...	...	...	...	...	...	...	...	...	...	...	...	...	...	...	...
233	173	–	–	51	6	45	17	44	–	22	5	4.4	5400	–	15	5	4.5	35	–	18	11	4	6	–
309	15	–	–	53	27	4	...	...	...	...	...	...	...	–	...	...	...	...	–	...	...	...	...	...
315	56	–	–	43	13	14	3	14	–	3	...	...	...	–	10	3	3.7	39	–	6	4	2	1	–
317	4	...	...	...	...	1	...	...	...	...	...	...	...	...	...	...	...	...	...	...	...	...	...	...
318	11	–	–	46	27	3	...	...	...	...	...	...	...	–	...	...	...	...	–	...	...	...	...	...
901#	156	4	–	53	1	34	–	27	–	–	–	–	–	–	34	–	5.9	117	6	3	3	–	–	–

[Data exclude vacant seasonal and vacant migratory housing units. For minimum base for derived figures (percent, average, etc.) and meaning of symbols, see text]

Blocks Within Census Tracts	Total population	Percent of total population: Negro	Percent of total population: In group quarters	Percent of total population: Under 18 years	Percent of total population: 62 years and over	Year-round housing units: Total	Year-round housing units: Lacking some or all plumbing facilities	Year-round housing units: Units in — One-unit structures	Year-round housing units: Units in — Structures of 10 or more units	Occupied housing units: Owner: Total	Owner: Lacking some or all plumbing facilities	Owner: Average number of rooms	Owner: Average value (dollars)	Owner: Percent Negro	Renter: Total	Renter: Lacking some or all plumbing facilities	Renter: Average number of rooms	Renter: Average contract rent (dollars)	Renter: Percent Negro	1.01 or more persons per room: Total	1.01 or more persons per room: With all plumbing facilities	One-person households	With female head of family	With roomers, boarders, or lodgers
6	4333	–	–	45	11	1062	262	1032	–	663	121	4.4	6900	–	337	107	3.6	38	–	369	257	128	173	4
102#	59	–	–	56	5	12	8	12	–	6	5	2.7	3500	–	6	3	3.5	29	–	7	2	3	1	–
103	110	–	–	54	2	20	14	20	–	15	9	4.2	6500	–	3	...	...	...	–	11	2	–	3	–
104	11	–	–	27	18	5	4	5	–	3	...	...	...	–	1	...	...	...	–	...	...	...	...	...
105	18	–	–	61	–	4	...	...	...	...	...	...	...	–	...	...	...	...	–	...	...	...	...	...
111	83	–	–	45	8	17	5	17	–	13	2	3.9	6200	–	4	...	...	...	–	9	8	1	1	–
112	41	–	–	49	2	8	1	8	–	5	–	4.2	6700	–	3	...	...	...	–	5	4	1	1	–
113	35	–	–	14	29	11	5	11	–	9	3	4.4	4400	–	–	–	–	–	–	2	1	1	–	–
114	46	–	–	54	4	8	3	8	–	7	3	4.4	7300	–	1	...	...	...	–	5	3	–	–	–
115	42	–	–	52	12	8	1	8	–	4	...	...	...	–	4	...	...	...	–	4	4	–	1	–
116	51	–	–	55	10	12	2	12	–	6	1	4.2	5300	–	5	1	3.4	...	–	5	3	2	3	–
117	56	–	–	43	16	14	3	14	–	9	1	4.3	8800	–	5	2	3.2	...	–	4	4	3	3	–
118	34	–	–	35	21	10	1	9	–	9	–	5.4	8800	–	1	...	...	...	–	1	1	2	2	–
119	70	–	–	40	19	18	1	15	–	7	–	5.3	9800	–	11	1	4.3	53	–	4	4	–	3	–
120	48	–	–	40	8	10	1	9	–	7	1	5.4	9600	–	3	...	...	...	–	3	2	–	–	1
121	93	–	–	46	7	14	1	12	–	10	1	4.9	5400	–	4	...	...	...	–	7	7	1	1	–
122	53	–	–	45	8	10	2	10	–	7	1	4.4	7600	–	3	...	...	...	–	6	5	–	2	–
123	45	–	–	44	13	11	–	11	–	8	–	5.0	7500	–	2	...	...	...	–	4	4	2	1	–
124	52	–	–	40	10	11	1	11	–	7	–	5.7	10500	–	4	...	...	...	–	3	2	1	1	–
125	38	–	–	34	24	11	1	11	–	8	1	4.6	9400	–	3	...	...	...	–	1	1	1	1	–
126	42	–	–	26	14	12	1	11	–	10	–	5.1	13400	–	1	...	...	...	–	1	1	–	1	–
127	41	–	–	24	12	12	–	12	–	9	–	3.6	7800	–	2	...	...	...	–	4	4	3	–	–
128	48	–	–	40	19	11	3	11	–	7	2	4.6	8400	–	3	...	...	...	–	4	2	–	2	–
129	39	–	–	44	21	13	1	13	–	11	1	4.9	8200	–	2	...	...	...	–	3	3	7	2	–
130	55	–	–	42	11	13	–	13	–	10	–	4.6	9700	–	3	...	...	...	–	5	5	–	2	–
201	41	–	–	27	20	12	3	12	–	10	3	4.2	7800	–	2	...	...	...	–	2	1	2	4	–
202	22	–	–	32	18	6	–	6	–	3	...	...	...	–	3	...	...	...	–	1	1	1	1	–
203	59	–	–	42	9	16	3	16	–	13	2	4.4	7100	–	1	...	...	...	–	6	5	3	2	–
204	17	–	–	35	12	5	–	5	–	5	–	4.8	5100	–	–	–	–	–	–	–	–	1	2	–
205	37	–	–	60	8	6	3	6	–	4	...	...	...	–	2	...	...	...	–	3	1	–	2	–
209	39	–	–	59	3	8	4	8	–	4	...	...	...	–	3	...	...	...	–	5	2	–	3	–
210#	111	–	–	56	3	18	2	18	–	6	1	4.8	8300	–	12	1	3.8	35	–	10	9	–	–	–
211#	54	–	–	37	13	18	6	18	–	11	–	4.5	5500	–	5	5	2.0	33	–	5	3	6	2	–
212	64	–	–	47	8	14	1	13	–	12	1	5.2	8000	–	2	...	...	...	–	3	3	2	–	–
213	14	–	–	71	–	2	...	...	...	...	...	...	...	–	...	...	...	...	–	...	...	...	...	...
214	63	–	–	46	13	16	1	14	–	7	–	4.9	9200	–	8	–	4.1	51	–	4	4	1	1	–
215	41	–	–	34	22	11	3	11	–	5	1	4.4	5600	–	6	2	3.7	...	–	4	2	1	4	–
216	49	–	–	27	14	20	2	19	–	11	–	5.0	8500	–	8	1	3.6	54	–	3	3	4	3	–
217	64	–	–	42	8	17	4	13	–	9	2	4.3	5800	–	8	2	3.3	...	–	5	4	2	3	–
218	18	–	–	67	6	2	...	...	...	...	...	...	...	–	...	...	...	...	–	...	...	...	...	...
219	58	–	–	52	16	12	4	11	–	8	3	4.9	4600	–	3	...	...	...	–	5	4	–	4	–
221	48	–	–	52	8	12	7	12	–	5	2	3.4	3500	–	6	4	2.2	25	–	6	4	2	3	–
222	49	–	–	39	12	12	4	11	–	7	2	3.6	4800	–	5	2	2.2	...	–	8	5	1	3	–
223	50	–	–	32	8	13	3	13	–	8	–	5.1	7100	–	4	...	...	...	–	5	3	1	2	–
224	64	–	–	44	13	18	4	15	–	7	1	4.1	7800	–	10	2	4.1	41	–	5	4	4	3	–
225	27	–	–	44	15	5	–	5	–	5	–	5.6	15000	–	–	–	–	–	–	2	2	–	–	–
226	38	–	–	29	3	10	–	9	–	9	–	4.6	5400	–	1	...	...	...	–	3	3	1	2	–
301	35	–	–	34	20	12	1	12	–	8	1	5.3	6800	–	4	...	...	...	–	1	1	5	3	–
303	32	–	–	47	19	8	–	8	–	7	–	4.3	9600	–	1	...	...	...	–	3	3	2	1	–
304	71	–	–	42	17	17	2	17	–	13	1	4.3	5900	–	4	...	...	...	–	8	6	5	1	–
305	83	–	–	58	4	14	5	14	–	9	3	4.7	5000	–	5	2	3.2	35	–	9	5	–	2	–
306	92	–	–	51	8	20	–	20	–	9	–	4.9	8400	–	10	–	4.0	36	–	8	8	1	6	–
307	20	–	10	60	10	3	...	...	...	...	...	...	...	–	...	...	...	...	–	...	...	...	...	...
308	39	–	–	49	15	11	2	11	–	7	2	4.4	7700	–	3	...	...	...	–	3	3	1	3	–
309	45	–	–	29	16	13	2	11	–	11	1	5.9	6400	–	2	...	...	...	–	3	1	3	2	–
311	54	–	–	35	11	16	1	16	–	8	–	4.9	11600	–	7	1	3.9	47	–	4	4	3	1	–
312	67	–	–	40	13	20	3	20	–	12	1	4.2	6200	–	5	1	3.4	...	–	5	4	4	3	–
313	44	–	–	46	5	11	–	11	–	5	–	4.8	7200	–	6	–	5.2	51	–	1	1	–	3	1
314	64	–	–	28	17	19	6	19	–	8	1	4.5	7100	–	9	5	3.2	32	–	5	4	1	3	–
315	42	–	–	36	14	15	1	15	–	12	–	4.5	6800	–	1	...	...	...	–	3	3	2	3	–
316	33	–	–	30	24	14	2	13	–	9	1	4.3	7100	–	4	...	...	...	–	2	2	5	1	–
317	53	–	–	45	9	13	1	11	–	4	...	...	...	–	9	–	4.4	52	–	5	5	–	3	–
318	47	–	–	32	21	16	11	16	–	3	...	...	...	–	13	11	2.8	30	–	4	1	3	5	–
319#	66	–	–	50	5	13	1	13	–	7	1	4.1	8300	–	6	–	4.3	45	–	6	5	2	1	–
320	21	–	–	–	48	10	–	10	–	7	–	5.7	12500	–	3	...	...	...	–	–	–	2	2	–
321	37	–	–	43	11	9	1	9	–	6	–	5.0	7500	–	2	...	...	...	–	3	2	1	5	–
322	40	–	–	48	8	9	1	8	–	3	...	...	...	–	6	1	3.5	41	–	4	3	–	1	–
324	49	–	–	41	22	14	4	14	–	7	1	4.9	6100	–	5	3	3.4	31	–	3	3	3	2	–
327	14	–	–	21	29	4	...	...	...	...	...	...	...	–	...	...	...	...	–	...	...	...	...	...
328	45	–	–	33	13	9	1	9	–	7	1	5.0	9400	–	1	...	...	...	–	3	2	–	3	–
330	39	–	–	33	13	15	5	15	–	5	1	4.0	5700	–	9	3	3.4	33	–	2	2	3	2	–
401	120	–	–	49	17	29	15	29	–	25	12	3.8	4600	–	4	...	...	...	–	11	4	4	5	–
402	16	–	–	63	6	4	...	...	...	...	...	...	...	–	...	...	...	...	–	...	...	...	...	...
404	14	–	–	64	–	2	...	...	...	...	...	...	...	–	...	...	...	...	–	...	...	...	...	...
405	55	–	–	55	2	11	5	11	–	7	4	3.3	5000	–	4	...	...	...	–	7	3	–	3	–
406	19	–	–	42	–	4	...	...	...	...	...	...	...	–	...	...	...	...	–	...	...	...	...	...
407	36	–	–	39	17	9	2	8	–	8	1	4.3	3500	–	1	...	...	...	–	3	2	2	2	1
408	100	–	–	46	3	29	9	29	–	17	5	3.5	5200	–	8	–	3.1	40	–	10	9	6	3	–
409	4	...	...	...	...	1	...	...	...	...	...	...	...	...	...	...	...	...	...	...	...	...	...	...
410	31	–	–	36	16	8	3	8	–	5	2	3.8	4100	–	2	...	...	...	–	3	1	–	–	–
413	68	–	–	49	10	14	8	13	–	9	5	4.2	4800	–	4	...	...	...	–	7	4	–	2	–
414	37	–	–	49	19	8	2	8	–	7	1	4.3	5100	–	–	–	–	–	–	3	2	–	2	–
415	28	–	–	25	14	10	2	10	–	8	2	3.8	3800	–	–	–	–	–	–	3	2	–	2	–
416	56	–	–	52	7	13	9	13	–	7	3	4.1	5400	–	5	5	2.2	...	–	4	–	2	1	–
418	58	–	–	52	5	11	4	11	–	8	1	4.4	4200	–	2	...	...	...	–	5	3	1	3	1
419	15	–	–	60	13	2	...	...	...	...	...	...	...	–	...	...	...	...	–	...	...	...	...	...
421	83	–	–	65	4	20	11	20	–	5	2	3.6	3500	–	9	6	4.1	27	–	9	4	–	2	–
422	30	–	–	57	7	9	4	9	–	5	1	3.0	4100	–	1	...	...	...	–	4	2	1	1	–
423	48	–	–	58	10	8	3	8	–	7	3	3.7	4600	–	1	...	...	...	–	4	1	–	1	–
424	50	–	–	54	10	11	1	11	–	8	1	4.1	5000	–	2	...	...	...	–	3	3	2	3	–

[Data exclude vacant seasonal and vacant migratory housing units. For minimum base for derived figures (percent, average, etc.) and meaning of symbols, see text]

Blocks Within Census Tracts	Total population	Percent of total population: Negro	In group quarters	Under 18 years	62 years and over	Year-round housing units: Total	Lacking some or all plumbing facilities	Units in—: One-unit structures	Structures of 10 or more units	Occupied housing units: Owner: Total	Lacking some or all plumbing facilities	Average number of rooms	Average value (dollars)	Percent Negro	Renter: Total	Lacking some or all plumbing facilities	Average number of rooms	Average contract rent (dollars)	Percent Negro	1.01 or more persons per room: Total	With all plumbing facilities	One-person households	With female head of family	With roomers, boarders, or lodgers
425	37	–	–	43	16	11	3	11	–	8	1	4.4	4600	–	2	...	...	...	–	4	4	2	1	–
426	21	–	–	62	5	4	...	...	...	...	...	...	...	–	...	...	...	...	–	...	...	...	...	...
427	38	–	–	47	11	11	3	11	–	8	1	4.3	6400	–	2	...	...	...	–	4	2	1	2	–
7	3244	–	–	38	15	904	143	833	2	429	27	5.0	9900	–	437	97	3.4	44	–	264	211	142	168	8
103	12	–	–	8	33	5	–	5	–	5	–	6.4	16800	–	–	–	–	–	–	–	–	1	–	–
104	33	–	–	30	24	11	–	11	–	8	–	5.6	10600	–	3	...	...	...	–	1	1	3	2	1
105	46	–	–	37	13	13	1	11	–	7	–	5.3	10500	–	5	1	3.4	61	–	4	3	1	1	–
106	78	–	–	58	6	14	4	11	–	7	1	5.3	9100	–	7	3	3.0	41	–	7	4	1	2	1
107	73	–	–	48	8	16	1	14	–	8	–	5.0	10000	–	8	1	3.0	36	–	6	6	2	2	–
108	58	–	–	33	19	14	3	14	–	10	2	4.8	5900	–	3	...	...	...	–	3	2	2	2	–
109	69	–	–	45	3	12	1	12	–	6	–	4.2	5300	–	6	1	3.7	61	–	8	7	–	–	–
110	70	–	–	39	11	15	2	15	–	10	2	4.7	6700	–	5	–	3.8	47	–	7	6	1	1	–
111	76	–	–	38	11	16	1	16	–	8	–	4.9	12700	–	8	1	3.5	33	–	8	7	2	2	–
112	59	–	–	46	15	13	–	13	–	10	–	4.5	6700	–	3	...	...	...	–	4	4	1	3	–
113	50	–	–	32	14	14	2	14	–	9	2	4.3	5800	–	4	...	...	...	–	5	5	3	2	–
114	34	–	–	35	12	13	1	11	–	8	–	5.5	11800	–	3	...	...	...	–	–	–	2	2	–
115	23	–	–	65	–	5	–	5	–	1	...	...	...	–	4	...	...	...	–	2	2	1	1	–
116	6	–	–	17	–	3	...	...	...	...	...	...	...	–	...	...	...	...	–	...	...	...	...	...
118	24	–	–	13	25	8	1	7	1	6	1	3.7	9700	–	2	...	...	...	–	2	2	1	1	–
119	20	–	–	30	20	5	–	5	–	3	...	...	...	–	2	...	...	...	–	2	2	–	2	–
120	14	–	–	29	21	3	...	...	...	...	...	...	...	–	...	...	...	...	–	...	...	...	...	...
121	5	–	–	–	20	4	...	...	...	...	...	...	...	–	...	...	...	...	–	...	...	...	...	...
201	23	–	–	48	9	5	–	5	–	3	...	...	...	–	2	...	...	...	–	3	3	–	–	–
202	65	–	–	51	12	13	–	13	–	6	–	4.5	10400	–	7	–	4.4	48	–	5	5	1	3	–
203	37	–	–	30	19	9	–	9	–	4	...	...	...	–	5	–	4.0	45	–	5	5	4	1	–
204	35	–	–	31	11	13	1	8	–	3	...	...	...	–	9	1	3.4	51	–	2	2	2	3	–
205	40	–	–	30	5	13	1	13	–	7	1	5.3	11000	–	6	–	2.8	59	–	3	3	2	1	–
206	7	–	–	14	14	2	...	...	...	...	...	...	...	–	...	...	...	...	–	...	...	...	...	...
207	20	–	–	40	25	5	–	5	–	5	–	5.8	11000	–	–	–	–	–	–	–	–	–	2	–
210	25	–	–	12	20	13	1	13	–	3	...	...	...	–	10	1	2.2	37	–	1	1	5	2	–
211	66	–	–	53	8	12	–	12	–	7	–	4.7	6900	–	5	–	3.8	35	–	7	7	–	1	–
212	56	–	–	39	14	15	4	15	–	6	–	5.7	8700	–	9	4	3.6	36	–	3	2	2	3	–
213	38	–	–	37	18	12	–	11	–	6	–	4.5	7700	–	6	–	4.2	45	–	1	1	1	5	–
214	91	–	–	45	11	20	4	20	–	13	1	4.4	8500	–	7	3	3.3	41	–	11	8	1	6	–
215	55	–	–	42	7	15	2	15	–	7	1	5.4	11300	–	7	–	3.3	50	–	5	5	4	4	–
216	66	–	–	44	6	15	4	15	–	7	1	5.4	7700	–	7	2	3.6	42	–	6	4	1	2	1
217	59	–	–	37	17	19	5	17	–	11	2	3.9	9800	–	5	–	3.0	...	–	6	5	1	6	–
218	56	–	–	41	20	14	3	13	–	6	–	5.8	10400	–	8	3	3.1	52	–	4	1	2	2	1
219	51	–	–	55	8	11	1	10	–	4	...	...	...	–	7	1	3.6	45	–	5	4	1	1	–
220#	63	–	–	25	10	19	6	17	–	7	–	4.6	7500	–	11	6	3.1	27	–	7	5	5	3	–
221	54	–	–	39	15	15	–	15	–	6	–	4.7	7900	–	9	–	2.9	29	–	6	6	2	3	–
222	31	–	–	61	3	7	1	7	–	3	...	...	...	–	4	...	...	...	–	3	3	1	2	–
223	43	–	–	23	33	14	1	14	–	9	–	4.4	9000	–	5	1	3.8	...	–	2	2	1	3	–
301	32	–	–	25	28	15	1	14	–	3	...	...	...	–	10	1	3.8	49	–	–	–	2	2	–
302	58	–	–	38	29	19	11	19	–	7	1	5.4	7800	–	12	10	2.7	31	–	4	1	6	5	–
303	45	–	–	31	22	14	2	14	–	7	1	5.0	9800	–	7	1	3.6	60	–	3	3	3	1	–
304	48	–	–	27	15	13	2	8	–	5	–	5.4	...	–	7	2	4.4	53	–	3	1	2	1	–
305#	74	–	–	53	10	17	4	10	–	6	–	5.0	9100	–	11	4	3.8	49	–	8	5	2	5	–
306	37	–	–	51	8	8	–	8	–	6	–	6.0	14400	–	2	...	...	...	–	2	2	–	1	–
307	50	–	–	40	12	13	1	13	–	9	–	5.4	10700	–	3	...	...	...	–	4	4	1	1	–
308	38	–	–	18	26	11	2	10	–	5	–	6.0	18500	–	6	2	3.5	38	–	3	1	–	1	–
309#	23	4	–	35	4	9	2	6	–	3	...	...	...	...	5	1	3.4	73	20	1	1	2	1	–
310#	24	–	–	38	21	10	1	6	–	5	–	6.0	...	–	5	1	3.6	70	–	1	1	5	–	–
311	53	–	–	30	9	15	1	15	–	6	–	4.7	10300	–	8	1	3.8	43	–	4	3	–	4	1
312	49	–	–	39	16	13	1	13	–	7	–	4.3	7500	–	6	1	3.2	28	–	2	1	3	4	–
313	43	–	–	47	7	10	1	10	–	4	...	...	...	–	5	1	3.2	37	–	3	3	2	2	–
314	26	–	–	27	12	9	3	8	–	5	1	5.8	...	–	2	...	...	...	–	1	1	1	1	–
315	41	–	–	32	17	13	1	13	–	7	–	5.4	11500	–	6	1	3.2	...	–	2	2	3	2	–
316	44	–	–	30	14	19	3	19	–	5	–	5.6	10800	–	10	3	3.4	34	–	3	3	4	3	–
317	41	–	–	27	27	16	4	16	–	12	–	4.9	7800	–	2	...	...	...	–	2	–	2	4	–
318	90	–	–	38	13	23	6	23	–	4	...	...	...	–	18	6	4.0	40	–	9	6	–	8	–
319#	70	–	–	40	9	18	5	18	–	3	...	...	...	–	15	5	2.9	32	–	8	5	2	3	1
320	38	–	–	32	24	14	3	11	–	9	1	4.7	10000	–	4	...	...	...	–	1	1	3	2	–
321	53	–	–	34	19	17	–	14	–	7	–	4.9	7000	–	10	–	3.5	48	–	6	6	4	3	–
401	38	–	–	34	16	11	1	11	–	6	–	6.8	11200	–	5	1	3.4	47	–	3	2	2	3	–
402#	38	–	–	47	18	12	2	12	–	6	–	4.8	9300	–	5	1	3.2	33	–	3	2	2	3	–
403	59	–	–	46	17	16	5	12	–	2	...	...	...	–	14	5	2.4	39	–	11	8	4	5	–
404	56	–	–	41	18	17	7	15	–	9	2	4.6	7300	–	8	5	2.9	42	–	2	1	6	2	–
405	48	–	–	33	19	19	12	11	–	4	...	...	...	–	10	8	3.1	32	–	4	1	4	4	–
407	11	–	–	46	9	3	...	...	...	...	...	...	...	–	...	...	...	...	–	...	...	...	...	...
408	48	–	–	27	27	14	5	12	–	8	3	3.9	8800	–	6	2	3.2	43	–	6	5	2	1	2
409	91	–	–	37	17	24	–	21	–	10	–	5.4	11300	–	14	–	3.2	42	–	7	7	5	5	–
410	56	–	–	43	16	16	–	16	–	9	–	4.8	10200	–	7	–	3.3	41	–	3	3	4	3	–
411	20	–	–	35	10	5	1	5	–	3	...	...	...	–	2	...	...	...	–	3	2	1	–	–
412	46	–	–	35	26	17	2	17	–	7	–	5.0	15000	–	8	1	4.1	55	–	4	4	3	3	–
413	25	–	–	28	20	9	1	8	–	3	...	...	...	–	6	1	2.8	42	–	1	–	3	2	–
8	3389	–	–	40	13	929	221	905	–	476	76	4.4	7700	–	382	108	3.5	38	–	292	211	114	157	4
103	45	–	–	40	13	10	1	10	–	7	1	4.7	6500	–	3	...	...	...	–	3	2	–	1	–
104#	77	–	–	42	7	20	7	20	–	10	2	4.6	8100	–	9	5	3.6	39	–	4	2	3	2	–
106	37	–	–	46	22	12	1	12	–	6	1	3.5	5800	–	4	...	...	...	–	3	3	1	3	–
107	43	–	–	35	19	12	4	12	–	11	3	3.7	8300	–	1	...	...	...	–	4	3	3	2	–
108	46	–	–	30	17	10	3	8	–	9	2	4.6	8400	–	1	...	...	...	–	4	3	–	1	–
109	71	–	–	39	16	16	2	16	–	11	1	4.7	8000	–	5	1	4.2	...	–	5	5	1	2	–
110	8	–	38	25	–	1	...	...	...	...	...	...	...	–	...	...	...	...	–	...	...	...	...	...
111	49	–	–	31	18	14	–	14	–	11	–	5.0	12400	–	3	...	...	...	–	4	4	1	3	–
112	30	–	–	30	13	9	–	9	–	7	–	5.1	12300	–	2	...	...	...	–	1	1	2	2	–
113	42	–	–	60	5	8	6	8	–	1	...	...	...	–	7	6	2.7	32	–	6	2	1	2	–

[Data exclude vacant seasonal and vacant migratory housing units. For minimum base for derived figures (percent, average, etc.) and meaning of symbols, see text]

Blocks Within Census Tracts	Total population	Percent of total population: Negro	In group quarters	Under 18 years	62 years and over	Year-round housing units: Total	Lacking some or all plumbing facilities	Units in—: One-unit structures	Structures of 10 or more units	Occupied housing units: Owner: Total	Lacking some or all plumbing facilities	Average number of rooms	Average value (dollars)	Percent Negro	Renter: Total	Lacking some or all plumbing facilities	Average number of rooms	Average contract rent (dollars)	Percent Negro	1.01 or more persons per room: Total	With all plumbing facilities	One-person households	With female head of family	With roomers, boarders, or lodgers
115	15	–	–	47	13	6	3	6	–	4	...	...	...	–	1	...	...	...	–	2	2	2	–	–
116	37	–	–	24	24	13	1	13	–	9	–	5.8	7300	–	3	...	...	...	–	2	2	1	–	–
117	33	–	–	27	12	12	3	12	–	10	2	4.0	7200	–	1	...	...	...	–	3	2	1	1	–
118#	38	–	–	24	18	13	2	13	–	8	1	3.9	4800	–	5	1	3.4	43	–	2	2	2	–	–
119	59	–	–	59	5	11	3	11	–	6	1	4.8	5700	–	4	...	...	...	–	6	6	2	–	–
120	62	–	–	29	16	16	–	14	–	13	–	5.2	8000	–	2	...	...	...	–	3	3	–	4	–
201	57	–	–	47	14	14	5	14	–	9	1	5.2	9500	–	4	...	...	...	–	5	1	2	3	–
202	45	–	–	38	18	13	3	13	–	9	1	4.6	7900	–	4	...	...	...	–	5	2	1	4	1
203	50	–	–	48	6	11	–	10	–	4	...	...	...	–	7	–	3.4	45	–	4	4	1	2	–
204	51	–	–	45	16	13	3	13	–	9	2	4.2	7600	–	3	...	...	...	–	6	5	1	3	–
205	56	–	–	52	7	13	3	13	–	10	2	4.5	5400	–	–	–	–	–	–	6	5	2	3	–
206	43	–	–	44	7	7	3	7	–	7	3	4.0	5000	–	–	–	–	–	–	6	4	–	–	–
207	77	–	–	34	13	20	4	20	–	12	2	4.1	6100	–	7	2	3.7	42	–	8	6	1	3	–
208	39	–	–	28	15	13	2	12	–	6	–	4.5	8700	–	4	...	...	...	–	3	3	1	2	–
209	46	–	–	33	13	12	–	12	–	8	–	4.0	5500	–	4	...	...	...	–	5	5	1	3	–
210	56	2	–	41	16	14	1	13	–	7	–	5.0	10600	–	7	1	3.7	51	–	6	5	4	1	–
211	64	–	–	38	9	16	1	16	–	3	...	...	...	–	13	1	3.8	43	–	7	7	–	4	1
212	50	–	–	36	22	14	–	14	–	8	–	4.8	8700	–	5	–	3.8	...	–	3	3	–	2	–
213	48	–	–	38	17	12	1	10	–	8	–	5.6	10900	–	4	...	...	...	–	3	3	1	3	–
214	32	–	–	31	6	10	1	10	–	5	–	4.6	8800	–	4	...	...	...	–	3	2	–	3	–
216	185	–	–	38	15	58	29	58	–	34	11	3.7	5100	–	23	18	2.6	28	–	17	8	12	9	1
217	296	1	–	46	9	73	33	71	–	34	15	3.9	6900	–	35	17	3.4	35	3	30	10	10	13	–
218	2	...	...	...	...	1	...	...	...	...	...	...	...	...	...	...	...	...	...	...	...	...	...	...
220	49	–	–	43	20	19	7	19	–	6	1	4.0	7000	–	11	6	2.5	28	–	5	2	5	4	–
221	25	–	–	28	8	8	3	8	–	6	2	4.7	5600	–	1	...	...	...	–	1	–	1	3	–
222	75	–	–	57	8	19	7	18	–	7	2	3.7	5700	–	9	3	3.4	34	–	8	6	2	2	–
223	44	–	–	14	27	18	4	16	–	11	3	3.9	3800	–	2	...	...	...	–	2	1	1	4	–
224	54	–	–	50	7	16	4	16	–	6	1	5.0	6200	–	8	2	3.0	33	–	7	6	2	5	–
225	51	–	–	24	29	17	–	15	–	9	–	3.7	9000	–	8	–	4.1	49	–	2	2	2	2	–
226	70	–	–	40	6	16	–	15	–	7	–	5.4	11000	–	9	–	4.1	46	–	4	4	2	5	–
302	55	–	–	33	18	16	1	15	–	3	...	...	...	–	13	1	4.5	39	–	2	2	2	4	–
303	85	–	–	44	8	23	9	21	–	6	2	4.5	8800	–	14	4	3.4	33	–	9	7	1	5	–
304	85	–	–	48	5	14	2	14	–	8	1	5.1	7400	–	5	–	4.4	31	–	8	8	–	2	–
305	86	–	–	55	5	20	9	20	–	4	...	...	...	–	15	7	3.3	34	–	9	5	2	1	–
306	31	–	–	32	23	21	11	21	–	3	...	...	...	–	10	4	2.5	25	–	2	2	5	2	–
307	121	–	–	50	11	27	10	26	–	11	1	5.0	7900	–	14	8	3.4	29	–	11	3	–	8	1
308	112	–	–	34	14	36	3	35	–	13	–	4.7	12500	–	19	1	3.8	39	–	7	7	6	3	–
309	87	–	–	39	12	23	2	22	–	11	1	4.5	5900	–	9	–	3.6	43	–	9	8	3	5	–
311	2	...	...	...	...	–	–	–	–	–	–	–	–	–	–	–	–	–	–	–	–	–	–	–
312	28	–	–	29	18	9	3	9	–	5	2	3.6	6100	–	4	...	...	...	–	2	2	2	2	–
313	54	–	–	28	22	18	3	18	–	10	1	4.3	8400	–	7	1	3.4	...	–	3	3	4	3	–
314	55	–	–	35	11	24	5	24	–	12	1	4.1	9100	–	7	–	3.9	45	–	2	2	7	4	–
315	49	–	–	45	14	9	2	9	–	5	1	4.4	6200	–	4	...	...	...	–	4	2	–	2	–
316	71	–	–	34	20	19	–	18	–	14	–	4.6	8500	–	5	–	4.4	...	–	5	5	2	4	–
317	49	–	–	39	6	17	6	17	–	4	...	...	...	–	9	2	3.1	31	–	5	4	–	4	–
318	51	–	–	45	6	14	1	14	–	3	...	...	...	–	10	–	4.0	38	–	7	7	2	–	–
319	65	–	–	48	9	13	–	13	–	8	–	4.1	11200	–	5	–	3.2	...	–	8	8	–	2	–
320	46	–	–	28	22	16	3	16	–	6	1	5.8	10800	–	9	2	3.1	29	–	1	–	6	–	–
9	9838	–	1	44	9	2495	305	2097	29	1405	135	4.8	9600	–	906	112	3.9	59	1	816	681	243	323	15
102	43	–	–	47	12	9	2	7	–	4	...	...	...	–	5	–	4.2	...	–	5	4	1	2	1
103	54	6	–	44	2	15	–	10	–	4	...	...	...	...	10	–	4.0	69	10	3	3	–	1	–
104	36	–	–	58	3	8	1	8	–	3	...	...	...	–	5	1	3.2	...	–	5	4	1	1	–
105	30	–	–	47	10	7	4	6	–	5	2	4.0	...	–	1	...	...	...	–	3	2	1	1	–
106	45	–	–	56	9	11	1	10	–	7	–	4.9	7100	–	2	...	...	...	–	3	2	1	–	–
107	68	–	–	59	3	11	3	11	–	7	1	4.1	5800	–	3	...	...	...	–	8	6	–	4	–
108	40	–	–	58	–	10	3	10	–	8	1	4.0	5800	–	1	...	...	...	–	5	4	–	–	–
109	47	–	–	40	6	11	2	11	–	10	2	4.3	5700	–	1	...	...	...	–	6	5	1	2	–
110	26	–	–	50	8	8	1	8	–	7	1	4.3	5400	–	–	–	–	–	–	3	3	3	2	–
111	45	–	–	56	–	9	4	9	–	3	...	...	...	–	5	3	2.6	...	–	6	4	1	–	–
112	49	–	–	61	6	11	5	11	–	8	3	4.1	7400	–	2	...	...	...	–	6	2	–	–	–
113	20	–	–	40	15	6	2	6	–	6	2	4.3	9700	–	–	–	–	–	–	2	1	–	2	–
114	45	–	–	51	–	10	–	2	–	5	–	7.2	...	–	5	–	4.8	101	–	2	2	–	–	–
115	39	–	–	41	8	12	–	7	–	9	–	5.8	15000	–	3	...	...	...	–	–	–	2	1	–
116	7	–	–	43	14	1	...	...	...	...	...	...	...	–	...	...	...	...	–	...	...	...	...	...
117	44	–	–	52	2	11	–	7	–	4	...	...	...	–	7	–	5.4	95	–	–	–	–	2	–
118	12	–	–	50	–	3	...	...	...	...	...	...	...	–	...	...	...	...	–	...	...	...	...	...
119	52	6	–	52	2	11	–	3	–	6	–	7.2	...	–	5	–	5.0	...	20	1	1	–	1	–
120	54	6	–	35	6	16	–	1	1	4	...	...	...	...	12	–	4.5	93	8	3	3	–	3	–
121	45	–	–	31	–	14	–	1	–	1	...	...	...	–	12	–	5.4	125	–	–	–	1	–	–
122	26	–	–	73	–	3	...	...	...	...	...	...	...	–	...	...	...	...	–	...	...	...	...	...
123	62	–	–	48	10	15	4	15	–	10	2	3.8	5900	–	5	2	3.2	35	–	8	7	2	1	–
124	32	–	–	34	9	12	3	10	–	6	–	4.2	6300	–	4	...	...	...	–	4	2	2	2	–
125	50	–	–	44	4	12	2	12	–	7	1	4.1	6500	–	4	...	...	...	–	4	3	–	1	–
126	56	–	–	50	5	12	6	12	–	7	3	3.9	4600	–	4	...	...	...	–	6	3	1	3	–
127	38	–	–	50	3	9	1	9	–	5	–	3.4	7900	–	3	...	...	...	–	3	3	1	1	–
128	47	–	–	49	–	11	–	9	–	8	–	6.6	14100	–	3	...	...	...	–	2	2	–	–	1
129	30	23	–	37	13	9	–	9	–	7	–	4.9	12900	–	2	...	...	...	...	2	2	–	3	–
201	27	–	–	41	15	5	–	5	–	5	–	5.6	10200	–	–	–	–	–	–	2	2	–	1	–
202	75	–	–	57	1	12	–	11	–	10	–	4.5	5600	–	2	...	...	...	–	7	7	–	5	–
203	44	–	–	46	2	10	1	10	–	8	1	4.5	6500	–	2	...	...	...	–	2	2	1	–	–
204	13	–	–	31	8	4	...	...	...	...	...	...	...	–	...	...	...	...	–	...	...	...	...	...
205#	72	–	–	57	10	15	5	14	–	7	1	3.9	6900	–	7	4	3.1	38	–	10	6	–	3	–
207	19	–	–	42	5	9	3	9	–	2	...	...	...	–	3	...	...	...	–	4	1	–	3	–
208	22	–	–	41	14	9	–	9	–	4	...	...	...	–	3	...	...	...	–	2	2	2	2	–
209	55	–	–	55	7	13	1	13	–	11	1	5.4	8000	–	1	...	...	...	–	3	2	–	3	–
210	28	–	–	36	7	9	–	8	–	5	–	4.2	7700	–	3	...	...	...	–	1	1	1	–	–
211	31	–	–	26	19	9	–	8	–	6	–	4.0	7000	–	3	...	...	...	–	2	2	–	–	–
212	33	–	–	30	6	10	–	10	–	8	–	4.3	7700	–	2	...	...	...	–	5	5	1	2	–
213	35	–	–	46	9	11	–	11	–	5	–	4.6	11200	–	2	...	...	...	–	5	5	1	–	–

[Data exclude vacant seasonal and vacant migratory housing units. For minimum base for derived figures (percent, average, etc.) and meaning of symbols, see text]

Blocks Within Census Tracts	Total population	Percent of total population				Year-round housing units				Occupied housing units													
								Units in—		Owner					Renter					1.01 or more persons per room				
		Negro	In group quarters	Under 18 years	62 years and over	Total	Lacking some or all plumbing facilities	One-unit structures	Structures of 10 or more units	Total	Lacking some or all plumbing facilities	Average number of rooms	Average value (dollars)	Percent Negro	Total	Lacking some or all plumbing facilities	Average number of rooms	Average contract rent (dollars)	Percent Negro	Total	With all plumbing facilities	One-person households	With female head of family	With roomers, boarders, or lodgers
214	32	–	–	53	3	9	–	9	–	5	–	5.4	10700	–	1	...	...	...	–	3	3	–	1	–
215	13	–	–	39	8	4	...	...	...	...	...	...	...	–	...	...	...	...	–	...	...	...	...	...
216	56	–	–	45	7	15	2	15	–	10	1	4.7	4600	–	3	...	...	...	–	4	4	2	2	–
217	49	–	–	57	2	12	1	12	–	10	1	4.6	5600	–	1	...	...	...	–	5	4	2	–	–
218	43	–	–	37	14	13	–	13	–	9	–	4.6	9300	–	3	...	...	...	–	2	2	2	1	–
219	32	–	–	16	31	9	2	9	–	7	2	4.4	5400	–	2	...	...	...	–	2	2	1	2	–
220	24	–	–	42	8	7	–	7	–	5	–	4.8	6100	–	2	...	...	...	–	2	2	2	1	–
221	41	–	–	39	2	9	–	9	–	5	–	4.8	6100	–	4	...	...	...	–	4	4	1	–	–
222	50	–	–	38	8	13	1	13	–	11	1	3.5	4100	–	2	...	...	...	–	6	6	2	3	–
223	49	–	–	43	10	13	1	12	–	10	1	5.2	12100	–	3	...	...	...	–	3	3	2	4	–
224	21	–	–	52	–	5	–	3	–	1	...	...	...	–	4	...	...	...	–	2	2	1	–	–
225	43	–	–	47	2	9	–	7	1	4	...	...	...	–	5	–	5.2	143	–	4	4	1	1	–
226	29	–	–	21	7	13	–	7	4	2	...	...	...	–	11	–	4.0	168	–	–	–	3	–	–
227	54	–	–	30	2	13	–	12	–	9	–	4.4	6400	–	3	...	...	...	–	6	6	1	2	–
228	30	–	–	33	13	7	1	5	–	3	...	...	...	–	3	...	...	...	–	5	4	–	–	–
229	57	–	–	46	7	15	4	15	–	10	2	3.8	5600	–	2	...	...	...	–	4	3	1	2	–
230	37	–	–	43	8	10	1	10	–	7	1	4.4	8400	–	2	...	...	...	–	3	3	1	1	–
301	38	–	–	42	32	10	4	10	–	7	2	4.6	4700	–	1	...	...	...	–	2	1	1	–	–
302	40	–	–	43	8	10	1	10	–	6	1	4.7	12700	–	4	...	...	...	–	4	4	1	1	–
303	43	–	–	56	7	8	1	8	–	5	–	4.6	11700	–	2	...	...	...	–	4	4	1	–	–
304	35	–	–	34	9	9	–	9	–	8	–	5.1	8900	–	1	...	...	...	–	2	2	2	1	–
305	5	–	–	–	40	3	...	...	...	...	...	...	...	–	...	...	...	...	–	...	...	...	...	...
306	17	–	–	53	6	5	1	4	–	3	...	...	...	–	2	...	...	...	–	1	–	1	1	–
307	44	–	–	14	9	25	–	2	23	1	...	...	...	–	20	–	4.1	169	–	–	–	4	1	–
308	2	...	...	...	...	1	...	...	...	...	...	...	...	...	...	...	...	...	...	...	...	...	...	...
309	22	–	–	32	18	6	–	6	–	5	–	5.2	12300	–	1	...	...	...	–	1	1	2	1	–
310	33	–	–	33	3	9	–	9	–	5	–	5.2	9200	–	4	...	...	...	–	2	2	–	2	–
311	38	–	–	50	5	9	1	8	–	9	1	4.9	8700	–	–	–	–	–	–	3	3	–	3	–
312	43	–	–	42	5	13	2	13	–	9	1	4.7	6500	–	2	...	...	...	–	2	2	–	3	–
313	37	–	–	32	–	8	–	6	–	4	...	...	...	–	4	...	...	...	–	2	2	–	1	–
314	15	–	–	73	–	2	...	...	...	...	...	...	...	–	...	...	...	...	–	...	...	...	...	...
315	61	–	–	56	8	13	–	13	–	10	–	4.4	7500	–	2	...	...	...	–	7	7	–	1	–
316	28	–	–	57	–	6	–	6	–	6	–	6.3	24000	–	–	–	–	–	–	–	–	–	1	–
317	16	–	–	31	6	6	–	4	–	5	–	5.4	...	–	1	...	...	...	–	1	1	1	–	–
318	26	–	–	35	12	8	–	8	–	7	–	7.3	30200	–	1	...	...	...	–	–	–	1	–	–
319	32	–	–	47	6	9	–	5	–	5	–	7.4	37000	–	4	...	...	...	–	2	2	3	–	–
320	15	–	–	27	33	5	–	5	–	5	–	7.0	35500	–	–	–	–	–	–	–	–	–	–	–
321	19	–	–	37	5	4	...	...	...	...	...	...	...	–	...	...	...	...	–	...	...	...	...	...
322	49	–	100	–	90	–	–	–	–	–	–	–	–	–	–	–	–	–	–	–	–	–	–	–
323	19	–	–	42	–	6	1	6	–	5	–	4.4	12300	–	1	...	...	...	–	1	–	–	2	1
324	36	–	–	36	17	10	–	8	–	5	–	5.2	...	–	5	–	2.6	41	–	6	6	1	1	–
325	46	–	–	54	7	10	–	8	–	5	–	4.2	...	–	5	–	4.2	68	–	3	3	–	–	–
326	46	–	–	30	2	14	–	14	–	9	–	5.0	11700	–	3	...	...	...	–	3	3	1	1	–
328	13	–	–	54	8	4	...	...	...	...	...	...	...	–	...	...	...	...	–	...	...	...	...	...
329	34	–	100	–	53	1	...	...	...	...	...	...	...	–	...	...	...	...	–	...	...	...	...	...
330	38	–	–	37	13	10	–	6	–	3	...	...	...	–	7	–	4.3	106	–	1	1	–	–	–
331	12	–	–	–	33	5	–	5	–	5	–	7.4	49000	–	–	–	–	–	–	–	–	–	–	–
332	12	–	–	17	33	5	–	5	–	5	–	6.0	37800	–	–	–	–	–	–	–	–	2	1	–
333	28	–	–	36	11	9	–	7	–	5	–	5.4	21300	–	4	...	...	...	–	–	–	–	2	–
401	15	–	–	33	33	6	–	6	–	6	–	6.0	25200	–	–	–	–	–	–	–	–	2	1	–
402	19	–	–	26	21	9	–	7	–	5	–	6.6	...	–	2	...	...	...	–	–	–	1	2	–
403	19	–	–	26	37	7	–	7	–	4	...	...	...	–	3	...	...	...	–	2	2	–	–	–
404	15	–	–	27	33	7	–	7	–	4	...	...	...	–	2	...	...	...	–	–	–	1	–	–
405	40	–	–	50	8	12	–	8	–	5	–	6.2	...	–	5	–	5.8	...	–	1	1	1	1	–
406#	34	–	–	41	6	13	–	6	–	3	...	...	...	–	9	–	4.4	65	–	1	1	6	–	–
407	15	–	–	67	–	2	...	...	...	...	...	...	...	–	...	...	...	...	–	...	...	...	...	...
408	13	–	85	–	54	2	...	...	...	...	...	...	...	–	...	...	...	...	–	...	...	...	...	...
409	15	–	–	27	27	6	2	4	–	3	...	...	...	–	3	...	...	...	–	–	–	1	–	–
410	9	–	–	33	11	1	...	...	...	...	...	...	...	–	...	...	...	...	–	...	...	...	...	...
411	32	–	–	22	22	15	–	5	–	4	...	...	...	–	9	–	3.8	94	–	–	–	3	–	–
412	32	–	–	44	3	6	–	6	–	4	...	...	...	–	2	...	...	...	–	1	1	–	–	–
413	28	–	–	25	21	9	–	8	–	6	–	6.8	24600	–	3	...	...	...	–	–	–	1	1	1
414	43	–	–	30	16	19	–	9	–	6	–	7.7	21300	–	10	–	3.6	82	–	–	–	3	2	1
415	11	–	–	9	27	6	–	6	–	4	...	...	...	–	1	...	...	...	–	–	–	1	–	–
416	7	–	–	14	14	4	...	...	...	...	...	...	...	–	...	...	...	...	–	...	...	...	...	...
417	15	–	–	40	–	5	–	5	–	4	...	...	...	–	1	...	...	...	–	–	–	1	1	–
418	20	–	–	10	20	9	–	8	–	5	–	6.0	23500	–	4	...	...	...	–	–	–	2	–	–
419	35	–	–	43	3	10	–	9	–	7	–	6.7	17100	–	1	...	...	...	–	–	–	–	–	–
420	15	40	–	33	27	5	–	5	–	4	...	...	...	...	1	...	...	...	...	–	–	–	1	–
421	3	...	...	...	...	1	...	...	...	...	...	...	...	...	...	...	...	...	...	...	...	...	...	...
422	38	–	–	29	21	12	2	8	–	7	1	5.9	25700	–	5	1	3.4	...	–	1	1	4	1	–
423	57	–	–	32	16	17	–	12	–	6	–	5.3	...	–	9	–	3.8	64	–	4	4	2	5	2
425	39	–	–	33	18	13	1	11	–	9	–	5.3	11700	–	3	...	...	...	–	1	1	–	2	–
426	41	–	–	42	17	13	–	13	–	6	–	4.8	9200	–	7	–	3.6	39	–	3	3	3	2	–
427	41	–	–	39	12	11	1	11	–	10	–	5.3	8700	–	1	...	...	...	–	2	2	4	3	–
428	28	–	–	29	14	11	–	11	–	6	–	5.8	10800	–	5	–	3.6	...	–	2	2	3	2	–
429	45	–	–	27	20	17	3	17	–	14	2	3.6	6900	–	3	...	...	...	–	3	3	6	–	–
430	29	–	–	41	21	8	–	8	–	5	–	4.4	6700	–	3	...	...	...	–	2	2	–	1	–
431	57	–	–	33	9	15	1	15	–	12	–	4.1	8800	–	3	...	...	...	–	6	6	2	1	–
432	67	–	–	49	9	18	5	18	–	7	–	5.0	9300	–	7	3	2.9	29	–	6	5	2	6	–
433	78	–	–	54	10	20	5	20	–	8	1	4.4	8100	–	10	3	3.2	34	–	8	5	3	2	–
434	40	–	–	40	10	14	1	13	–	7	1	4.0	7300	–	4	...	...	...	–	2	2	3	2	–
501	34	–	–	18	21	10	2	10	–	9	1	5.2	7000	–	–	–	–	–	–	1	1	3	3	–
502	77	–	–	52	7	16	2	16	–	8	–	4.5	7800	–	6	1	3.5	45	–	9	8	2	1	–
503	48	–	–	50	8	15	2	15	–	9	1	5.2	6200	–	2	...	...	...	–	2	2	4	1	–
504	43	–	–	35	16	14	2	14	–	10	2	4.3	8600	–	2	...	...	...	–	3	3	2	4	–
505	45	–	–	33	11	11	–	11	–	8	–	5.3	13300	–	3	...	...	...	–	4	4	–	–	–
506	55	–	–	47	7	12	–	12	–	7	–	3.9	8000	–	4	...	...	...	–	8	8	–	–	–
507	39	–	–	28	23	13	–	13	–	9	–	4.4	6400	–	4	...	...	...	–	2	2	3	1	–
508	38	–	–	24	16	13	6	11	–	8	3	4.4	5800	–	3	...	...	...	–	3	1	3	–	–

[Data exclude vacant seasonal and vacant migratory housing units. For minimum base for derived figures (percent, average, etc.) and meaning of symbols, see text]

Blocks Within Census Tracts	Total population	Percent of total population: Negro	Percent of total population: In group quarters	Percent of total population: Under 18 years	Percent of total population: 62 years and over	Year-round housing units: Total	Year-round housing units: Lacking some or all plumbing facilities	Year-round housing units: Units in—One-unit structures	Year-round housing units: Units in—Structures of 10 or more units	Occupied housing units: Owner: Total	Owner: Lacking some or all plumbing facilities	Owner: Average number of rooms	Owner: Average value (dollars)	Owner: Percent Negro	Occupied housing units: Renter: Total	Renter: Lacking some or all plumbing facilities	Renter: Average number of rooms	Renter: Average contract rent (dollars)	Renter: Percent Negro	1.01 or more persons per room: Total	1.01 or more persons per room: With all plumbing facilities	One-person households	With female head of family	With roomers, boarders, or lodgers
509	38	–	–	32	11	13	–	13	–	9	–	4.6	7600	–	3	...	...	...	–	3	3	3	1	–
510	76	–	–	51	8	18	4	18	–	7	1	3.9	5400	–	11	3	3.5	39	–	8	4	4	3	–
511#	40	–	–	38	3	14	3	14	–	7	–	3.6	5100	–	5	2	2.8	31	–	4	3	4	2	–
512	40	–	–	43	8	10	1	10	–	9	1	4.0	5800	–	–	–	–	–	–	2	2	–	1	–
513	50	–	–	34	6	14	2	12	–	6	–	5.0	8500	–	6	1	3.3	45	–	5	4	1	2	–
514	29	–	–	38	14	9	–	9	–	7	–	4.3	6600	–	1	...	...	...	–	3	3	2	2	–
515#	45	–	–	40	13	15	1	15	–	8	1	4.4	5500	–	7	–	3.1	52	–	2	2	1	3	–
516	49	–	–	47	12	12	1	9	–	6	–	5.0	9300	–	4	...	...	...	–	4	3	1	3	–
517	54	–	–	39	7	17	1	14	–	9	–	4.6	6100	–	7	1	3.0	30	–	4	3	2	4	–
518	54	–	–	48	17	12	–	12	–	11	–	4.9	6900	–	1	...	...	...	–	4	4	–	1	–
519	38	–	–	47	3	10	1	10	–	5	–	4.4	4600	–	2	...	...	...	–	4	3	–	–	–
520	42	–	–	45	5	14	2	14	–	7	–	4.9	5000	–	4	...	...	...	–	2	2	1	4	–
522	80	–	–	43	11	26	3	18	–	8	1	4.1	6200	–	18	2	3.1	39	–	8	6	6	3	–
523	34	–	–	18	32	16	3	16	–	11	2	4.0	6100	–	3	...	...	...	–	2	1	6	–	1
524	68	–	–	34	10	22	1	18	–	5	–	5.4	9300	–	14	–	4.1	99	–	4	4	3	1	–
525	38	–	–	34	16	12	3	12	–	5	–	5.4	...	–	5	1	4.4	...	–	1	–	–	3	–
526	45	–	–	49	16	11	–	11	–	11	–	4.5	8000	–	–	–	–	–	–	5	5	–	2	–
527	24	–	–	46	–	5	–	5	–	3	...	...	...	–	1	...	...	...	–	...	...	...	...	...
528	30	–	–	43	17	15	–	15	–	7	–	4.4	6500	–	4	...	...	...	–	3	3	4	1	–
529	50	–	–	50	6	13	2	13	–	8	1	4.9	6500	–	3	...	...	...	–	4	4	1	4	–
530	19	–	–	32	26	11	–	11	–	6	–	5.2	6600	–	1	...	...	...	–	1	1	1	1	2
601	24	–	–	17	29	9	–	9	–	4	...	...	...	–	4	...	...	...	–	1	1	1	–	–
602	51	–	–	37	14	12	3	12	–	7	1	4.7	6100	–	4	...	...	...	–	3	1	–	2	2
603	53	–	–	45	15	15	1	14	–	11	–	3.7	6700	–	3	...	...	...	–	6	6	1	3	–
604	42	–	–	21	31	13	–	13	–	10	–	5.1	10400	–	2	...	...	...	–	2	2	2	1	1
605	53	–	–	32	26	18	5	18	–	12	2	5.2	7700	–	2	...	...	...	–	3	2	–	1	–
606	55	–	–	31	9	14	2	13	–	7	–	5.1	7800	–	6	1	3.8	49	–	4	4	–	1	1
609	42	–	–	26	19	14	2	14	–	10	2	4.8	6100	–	1	...	...	...	–	2	1	1	3	–
610	5	–	–	–	–	2	...	...	...	...	...	...	...	–	...	...	...	...	–	...	...	...	...	...
611	69	–	–	33	19	19	2	19	–	16	1	4.9	5600	–	2	...	...	...	–	2	2	–	4	–
612	59	–	–	41	9	16	1	16	–	9	–	4.8	7100	–	7	1	3.9	35	–	3	3	2	3	–
613	31	–	–	48	3	6	1	6	–	5	1	5.8	10300	–	–	–	–	–	–	4	4	1	–	–
614	68	–	–	44	15	16	4	15	–	8	–	4.4	4200	–	8	4	3.5	41	–	8	5	1	5	–
615	66	–	–	46	12	17	7	16	–	10	4	4.5	6600	–	6	2	2.5	...	–	7	2	1	2	–
616	22	–	–	46	9	4	...	...	...	...	...	...	...	–	...	...	...	...	–	...	...	...	...	...
617	45	–	–	47	13	12	5	12	–	8	3	4.6	5800	–	3	...	...	...	–	5	4	–	4	–
618	45	–	–	47	11	11	3	10	–	7	1	4.3	10200	–	4	...	...	...	–	4	3	1	1	–
619	41	–	–	37	15	12	–	12	–	8	–	4.1	7700	–	4	...	...	...	–	3	3	1	3	–
620	33	–	–	42	3	8	2	7	–	4	...	...	...	–	3	...	...	...	–	4	3	–	2	–
621	21	–	–	33	24	7	4	7	–	4	...	...	...	–	3	...	...	...	–	2	1	–	4	–
622	49	–	–	35	12	10	3	10	–	6	1	4.7	4400	–	3	...	...	...	–	5	2	–	2	–
623	43	–	–	47	9	13	7	13	–	10	6	3.5	5300	–	1	...	...	...	–	3	1	3	2	–
624#	51	–	–	45	16	10	–	10	–	5	–	4.6	8600	–	5	–	4.2	35	–	5	5	1	–	–
625	84	–	–	49	10	22	4	22	–	16	–	4.3	5700	–	2	...	...	...	–	7	7	2	–	–
626	49	–	–	61	4	10	2	10	–	4	...	...	...	–	5	2	3.8	...	–	5	4	1	2	–
627	43	–	–	37	–	7	2	7	–	5	–	6.0	10200	–	1	...	...	...	–	4	3	–	–	–
630	47	–	–	43	6	11	–	11	–	5	–	4.6	6600	–	5	–	3.4	...	–	4	4	–	2	–
701	47	–	–	43	15	11	1	11	–	9	1	4.2	6700	–	2	...	...	...	–	3	3	1	2	–
702	54	–	–	65	–	9	4	8	–	5	2	4.0	...	–	4	...	...	...	–	5	3	1	–	–
703	22	–	–	64	5	6	3	6	–	2	...	...	...	–	2	...	...	...	–	...	...	...	...	...
704	31	–	–	36	3	6	–	6	–	3	...	...	...	–	3	...	...	...	–	2	2	–	2	–
705	38	–	–	26	8	12	4	11	–	6	1	4.5	5700	–	4	...	...	...	–	4	3	1	–	–
706	46	–	–	41	11	10	1	10	–	6	–	5.3	5300	–	4	...	...	...	–	4	4	1	2	–
707#	58	–	–	45	7	13	6	12	–	7	4	3.6	5300	–	6	2	3.0	47	–	8	2	1	2	–
708	57	–	–	53	4	13	5	13	–	9	2	4.0	6400	–	3	...	...	...	–	7	6	1	1	–
709	31	–	–	42	10	10	1	10	–	4	...	...	...	–	5	–	3.8	45	–	3	3	1	1	–
710	83	–	–	53	2	16	3	16	–	15	3	4.4	5400	–	–	–	–	–	–	10	8	–	1	–
711	57	–	–	46	5	13	5	13	–	10	3	3.9	4600	–	2	...	...	...	–	8	5	–	1	–
712	42	–	–	50	10	11	4	11	–	7	1	4.4	8600	–	2	...	...	...	–	4	3	–	2	–
713	66	–	–	47	3	15	2	15	–	13	2	4.2	6100	–	2	...	...	...	–	8	7	2	3	–
715	64	–	–	56	8	12	1	12	–	10	1	4.0	6700	–	1	...	...	...	–	7	6	1	2	–
716	1	...	...	...	...	1	...	...	...	...	...	...	...	...	...	...	...	...	...	...	...	...	...	...
719	5	–	–	60	–	1	...	...	...	...	...	...	...	–	...	...	...	...	–	...	...	...	...	...
720	35	–	–	43	3	7	–	7	–	6	–	4.8	10400	–	–	–	–	–	–	3	3	–	–	–
722	3	...	...	...	...	2	...	...	...	...	...	...	...	...	...	...	...	...	...	...	...	...	...	...
723	74	–	–	47	8	13	4	13	–	10	2	4.4	5600	–	3	...	...	...	–	7	3	–	2	–
724	82	–	–	54	7	19	–	7	–	–	–	–	–	–	19	–	3.8	47	–	9	9	2	6	–
725	111	–	–	67	1	17	–	7	–	–	–	–	–	–	17	–	4.3	48	–	13	13	–	2	–
726	68	–	–	52	–	11	–	1	–	–	–	–	–	–	11	–	4.9	56	–	6	6	–	2	–
727	58	–	–	47	9	16	–	–	–	–	–	–	–	–	16	–	3.8	50	–	5	5	3	2	–
728	67	–	–	48	6	12	–	–	–	–	–	–	–	–	12	–	5.0	53	–	5	5	–	2	–
729	54	–	–	43	11	15	–	–	–	–	–	–	–	–	15	–	3.9	40	–	4	4	1	3	–
730	69	–	–	48	9	20	–	4	–	–	–	–	–	–	20	–	4.1	42	–	3	3	4	6	–
731	105	–	–	62	4	18	–	3	–	–	–	–	–	–	18	–	4.3	44	–	11	11	–	3	–
732	247	–	–	58	2	38	–	2	–	1	...	...	...	–	37	–	4.8	47	–	23	23	–	8	–
733	228	–	–	61	3	36	–	2	–	–	–	–	–	–	36	–	4.6	54	–	24	24	1	6	–
735	51	2	–	43	6	13	2	13	–	8	–	4.4	5800	–	3	...	...	...	...	4	4	1	1	–
801	21	–	–	24	29	8	3	8	–	7	2	3.9	5400	–	–	–	–	–	–	2	1	1	–	–
802	56	–	–	63	2	9	2	9	–	8	2	3.8	6400	–	–	–	–	–	–	7	5	–	1	–
803	43	–	–	54	5	9	2	9	–	7	–	4.3	5800	–	2	...	...	...	–	5	4	–	1	–
804	29	–	–	45	3	8	–	8	–	4	...	...	...	–	2	...	...	...	–	3	3	–	2	–
805	56	–	–	55	5	11	2	11	–	7	2	4.6	5800	–	3	...	...	...	–	5	5	1	1	–
806	37	–	–	51	3	6	–	6	–	6	–	4.8	11900	–	–	–	–	–	–	4	4	–	–	–
807	30	–	–	57	–	6	2	6	–	4	...	...	...	–	2	...	...	...	–	3	2	–	–	–
808	33	–	–	39	15	9	2	9	–	6	1	4.8	4900	–	3	...	...	...	–	3	2	1	1	–
809	26	–	–	31	12	7	1	7	–	4	...	...	...	–	3	...	...	...	–	–	–	–	–	–
810	27	–	–	33	7	6	2	6	–	5	1	3.4	7700	–	1	...	...	...	–	5	3	–	–	–
811	70	–	–	64	1	13	1	13	–	10	–	5.0	5800	–	2	...	...	...	–	8	7	–	2	–
812	25	–	–	48	–	6	–	6	–	5	–	4.2	9700	–	1	...	...	...	–	2	2	–	–	–
813	46	–	–	37	9	12	4	11	–	7	1	4.0	5300	–	5	3	2.2	31	–	8	6	–	–	1

[Data exclude vacant seasonal and vacant migratory housing units. For minimum base for derived figures (percent, average, etc.) and meaning of symbols, see text]

Blocks Within Census Tracts	Total population	Percent of total population: Negro	In group quarters	Under 18 years	62 years and over	Year-round housing units: Total	Lacking some or all plumbing facilities	Units in—: One-unit structures	Structures of 10 or more units	Occupied housing units: Owner: Total	Lacking some or all plumbing facilities	Average number of rooms	Average value (dollars)	Percent Negro	Renter: Total	Lacking some or all plumbing facilities	Average number of rooms	Average contract rent (dollars)	Percent Negro	1.01 or more persons per room: Total	With all plumbing facilities	One-person households	With female head of family	With roomers, boarders, or lodgers
814	43	–	–	28	9	13	6	13	–	7	3	3.4	4700	–	5	3	3.6	...	–	5	–	–	2	–
815	61	–	–	48	7	10	–	10	–	9	–	5.2	7300	–	1	...	...	...	–	7	7	–	2	–
816	39	–	–	44	13	10	2	10	–	8	1	3.8	4800	–	1	...	...	...	–	5	4	–	1	–
817	48	–	–	54	2	10	2	9	–	8	2	4.4	7600	–	2	...	...	...	–	4	3	1	1	–
818	68	–	–	59	3	12	5	11	–	8	2	3.9	5400	–	3	...	...	...	–	9	6	–	–	–
819	54	–	–	46	7	12	–	12	–	6	–	4.0	5300	–	5	–	2.4	...	–	7	7	1	2	–
820	42	–	–	52	5	8	–	8	–	5	–	3.8	7700	–	3	...	...	...	–	5	5	–	–	–
821	36	–	–	42	17	10	3	10	–	8	2	3.4	6500	–	2	...	...	...	–	3	3	1	1	–
822	36	–	–	25	14	11	3	11	–	6	1	4.5	5700	–	2	...	...	...	–	3	1	1	2	–
823	30	–	–	63	7	5	4	5	–	1	...	...	...	–	3	...	...	...	–	...	...	...	...	...
824	52	–	–	54	8	11	4	11	–	10	4	3.8	7400	–	–	–	–	–	–	5	3	2	–	–
825	41	–	–	59	10	7	1	7	–	6	–	4.7	7900	–	1	...	...	...	–	4	3	–	–	–
826	54	–	–	44	11	11	1	11	–	8	–	5.3	7300	–	3	...	...	...	–	5	4	–	1	–
827	22	5	–	32	5	7	–	7	–	6	–	4.5	4100	17	1	...	...	...	...	1	1	2	–	–
828	53	–	–	26	9	16	1	10	–	6	–	5.0	8800	–	10	1	3.2	66	–	4	4	1	6	–
10	4427	–	–	41	9	1244	69	1158	1	848	44	5.5	19600	–	329	19	4.4	95	–	222	193	167	113	7
102	14	–	–	21	21	5	2	4	–	1	...	...	...	–	3	...	...	...	–	...	...	...	...	...
103	42	–	–	50	2	10	1	8	–	5	–	5.0	9300	–	5	1	4.4	47	–	3	2	–	–	–
104	22	–	–	23	18	5	1	4	–	3	...	...	...	–	2	...	...	...	–	3	2	–	–	–
105	24	–	–	33	8	8	–	5	–	4	...	...	...	–	3	...	...	...	–	–	–	–	–	–
106	24	–	–	29	8	9	–	9	–	5	–	5.8	21500	–	3	...	...	...	–	–	–	1	–	1
107	32	–	–	53	–	7	–	7	–	6	–	6.8	28300	–	1	...	...	...	–	1	1	–	2	–
109	35	–	–	51	11	7	–	7	–	7	–	5.6	26400	–	–	–	–	–	–	2	2	–	–	–
110	25	–	–	40	–	6	–	6	–	5	–	6.4	36300	–	1	...	...	...	–	1	1	1	–	–
111	31	–	–	45	–	7	–	6	–	6	–	5.0	15500	–	1	...	...	...	–	1	1	–	–	–
112	16	50	–	44	6	3	...	...	...	...	...	...	...	...	...	...	...	...	...	...	...	...	...	...
113	39	–	–	49	8	7	1	7	–	7	1	4.4	11300	–	–	–	–	–	–	5	4	–	–	–
114	13	–	–	62	–	2	...	...	...	...	...	...	...	–	...	...	...	...	–	...	...	...	...	...
115	8	–	–	63	–	3	...	...	...	...	...	...	...	–	...	...	...	...	–	...	...	...	...	...
116	34	–	–	47	6	10	2	10	–	8	1	4.1	8400	–	1	...	...	...	–	4	3	2	1	–
117	1	...	...	...	...	1	...	...	...	...	...	...	...	...	...	...	...	...	...	...	...	...	...	...
118	30	–	–	53	3	7	–	7	–	6	–	5.7	19400	–	1	...	...	...	–	1	1	1	2	–
119	17	–	–	29	6	4	...	...	...	...	...	...	...	–	...	...	...	...	–	...	...	...	...	...
120	37	–	–	60	–	8	–	8	–	2	...	...	...	–	6	–	5.3	148	–	1	1	–	2	1
121	15	–	–	53	7	4	...	...	...	...	...	...	...	–	...	...	...	...	–	...	...	...	...	...
122	15	–	–	53	13	4	...	...	...	...	...	...	...	–	...	...	...	...	–	...	...	...	...	...
123	16	–	–	44	–	3	...	...	...	...	...	...	...	–	...	...	...	...	–	...	...	...	...	...
125	28	–	–	36	11	10	–	10	–	6	–	5.0	22500	–	4	...	...	...	–	1	1	2	–	–
126	41	–	–	46	2	14	–	11	–	3	...	...	...	–	8	–	3.6	113	–	4	4	3	1	1
127	28	–	–	39	–	9	–	9	–	–	–	–	–	–	9	–	5.1	143	–	1	1	1	1	–
128	26	–	–	39	8	6	1	5	–	5	1	4.2	...	–	1	...	...	...	–	3	3	–	–	–
129	21	–	–	57	–	3	...	...	...	...	...	...	...	–	...	...	...	...	–	...	...	...	...	...
130	–	–	–	–	–	1	...	...	...	...	...	...	...	–	...	...	...	...	–	...	...	...	...	...
131	22	–	–	50	5	6	2	6	–	4	...	...	...	–	1	...	...	...	–	2	–	–	–	–
132	28	–	–	57	7	7	5	6	–	5	4	3.6	...	–	1	...	...	...	–	3	1	–	4	2
133	39	–	–	62	8	10	7	10	–	8	5	4.0	4200	–	1	...	...	...	–	3	2	2	1	–
134	5	–	–	20	20	3	...	...	...	...	...	...	...	–	...	...	...	...	–	...	...	...	...	...
135	27	–	–	33	–	8	–	8	–	7	–	4.9	11600	–	1	...	...	...	–	1	1	–	2	–
136	14	–	–	29	7	3	...	...	...	...	...	...	...	–	...	...	...	...	–	...	...	...	...	...
138	39	–	–	62	–	8	–	8	–	4	...	...	...	–	3	...	...	...	–	4	4	–	1	–
139	40	–	–	53	5	10	1	10	–	5	–	5.2	12400	–	3	...	...	...	–	2	2	1	–	–
140	8	–	–	38	13	3	...	...	...	...	...	...	...	–	...	...	...	...	–	...	...	...	...	...
141	24	–	–	46	13	7	3	7	–	5	2	3.8	...	–	2	...	...	...	–	3	1	–	1	–
142	33	–	–	46	6	7	1	7	–	6	1	4.5	7000	–	1	...	...	...	–	3	3	1	1	–
143	26	–	–	54	–	5	–	5	–	3	...	...	...	–	1	...	...	...	–	...	...	...	...	...
145	23	4	–	35	13	5	–	5	–	5	–	5.4	...	–	–	–	–	–	–	2	2	–	1	–
146	27	–	–	44	4	8	–	8	–	4	...	...	...	–	4	...	...	...	–	–	–	2	1	–
147	5	–	–	60	–	1	...	...	...	...	...	...	...	–	...	...	...	...	–	...	...	...	...	...
148	17	–	–	35	–	5	–	5	–	5	–	6.8	28800	–	–	–	–	–	–	–	–	1	–	–
150	41	–	–	56	–	10	–	10	–	6	–	5.7	16000	–	3	...	...	...	–	3	3	–	1	–
151	38	–	–	50	3	10	–	10	–	9	–	5.1	16100	–	1	...	...	...	–	3	3	–	3	–
152	35	–	–	49	14	9	–	9	–	7	–	5.3	16400	–	2	...	...	...	–	1	1	2	–	–
153	25	–	–	44	4	6	–	5	–	5	–	5.2	19800	–	1	...	...	...	–	1	1	–	–	–
154	23	–	–	44	9	7	–	5	–	5	–	6.4	...	–	2	...	...	...	–	–	–	3	–	–
155	29	–	–	28	7	7	–	6	–	6	–	6.2	27500	–	1	...	...	...	–	1	1	–	–	–
156	44	–	–	52	–	11	–	11	–	5	–	5.6	22500	–	5	–	4.4	135	–	3	3	–	–	–
157	41	–	10	56	2	8	1	7	–	7	–	5.4	15900	–	1	...	...	...	–	3	2	1	1	–
158	27	–	–	44	–	7	–	7	–	4	...	...	...	–	3	...	...	...	–	–	–	–	–	–
160	31	–	–	42	3	7	–	7	–	4	...	...	...	–	3	...	...	...	–	3	3	1	1	–
161	6	–	–	33	33	3	...	...	...	...	...	...	...	–	...	...	...	...	–	...	...	...	...	...
164	7	–	–	71	–	1	...	...	...	...	...	...	...	–	...	...	...	...	–	...	...	...	...	...
165	30	–	–	47	13	7	1	7	–	6	–	5.2	8300	–	1	...	...	...	–	2	1	1	–	–
166	28	–	–	61	–	6	3	6	–	2	...	...	...	–	4	...	...	...	–	2	–	1	–	–
167	14	–	–	7	7	7	2	6	–	6	1	5.2	8200	–	1	...	...	...	–	–	–	4	–	–
168	13	–	–	31	–	4	...	...	...	...	...	...	...	–	...	...	...	...	–	...	...	...	...	...
202	20	–	–	35	5	7	4	7	–	6	3	4.2	7000	–	1	...	...	...	–	1	–	2	–	–
203	195	–	–	57	2	40	10	40	–	31	6	4.5	6700	–	4	...	...	...	–	21	17	4	3	–
204	144	–	–	49	10	37	13	37	–	30	13	4.2	6800	–	3	...	...	...	–	18	12	7	5	–
205	40	–	–	25	18	15	–	10	–	7	–	5.6	19500	–	7	–	3.7	64	–	–	–	2	1	–
206	18	–	–	28	–	5	–	5	–	3	...	...	...	–	2	...	...	...	–	1	1	1	–	–
208	21	–	–	24	19	7	2	7	–	5	2	2.8	4100	–	2	...	...	...	–	2	1	2	–	–
209	21	–	–	29	19	8	1	8	–	6	–	4.2	8400	–	2	...	...	...	–	1	1	3	2	–
210	28	–	–	50	7	8	1	8	–	3	...	...	...	–	5	1	3.8	...	–	2	2	1	2	–
211	37	–	–	38	11	10	–	10	–	3	...	...	...	–	7	–	4.9	101	–	3	3	1	1	–
212	16	–	–	19	38	7	–	7	–	6	–	5.0	17300	–	1	...	...	...	–	–	–	3	1	–
213	18	–	–	22	33	9	–	7	–	4	...	...	...	–	4	...	...	...	–	1	1	3	1	–
214	33	–	–	36	15	11	–	9	–	5	–	6.4	13300	–	5	–	5.0	103	–	–	–	3	3	–
215	15	–	–	40	20	6	–	6	–	2	...	...	...	–	3	...	...	...	–	–	–	1	–	–

[Data exclude vacant seasonal and vacant migratory housing units. For minimum base for derived figures (percent, average, etc.) and meaning of symbols, see text]

Blocks Within Census Tracts	Total population	Percent of total population: Negro	Percent of total population: In group quarters	Percent of total population: Under 18 years	Percent of total population: 62 years and over	Year-round housing units: Total	Year-round housing units: Lacking some or all plumbing facilities	Year-round housing units: Units in—One-unit structures	Year-round housing units: Units in—Structures of 10 or more units	Occupied housing units: Owner: Total	Owner: Lacking some or all plumbing facilities	Owner: Average number of rooms	Owner: Average value (dollars)	Owner: Percent Negro	Occupied housing units: Renter: Total	Renter: Lacking some or all plumbing facilities	Renter: Average number of rooms	Renter: Average contract rent (dollars)	Renter: Percent Negro	1.01 or more persons per room: Total	1.01 or more persons per room: With all plumbing facilities	One-person households	With female head of family	With roomers, boarders, or lodgers
216	19	–	–	21	16	7	–	4	–	2	...	...	...	–	5	–	4.4	...	–	–	–	2	–	–
217	30	–	–	43	13	10	–	5	–	8	–	4.6	...	–	2	...	...	...	–	2	2	4	1	2
218	12	–	–	8	8	3	...	...	...	...	...	...	...	–	...	...	...	...	–	...	...	...	...	...
219	25	–	24	36	16	6	–	6	–	4	...	...	...	–	2	...	...	...	–	–	–	1	1	–
220	23	–	–	22	39	10	–	10	–	9	–	5.2	15400	–	1	...	...	...	–	–	–	3	–	–
221	34	–	–	27	12	13	–	9	–	3	...	...	...	–	10	–	3.5	115	–	3	3	1	–	–
222	32	–	–	28	3	10	–	9	–	4	...	...	...	–	5	–	4.8	75	–	1	1	–	–	–
223	37	–	–	49	16	13	–	13	–	7	–	4.4	9600	–	4	...	...	...	–	2	2	3	2	–
224	27	–	–	44	11	6	2	6	–	2	...	...	...	–	4	...	...	...	–	2	1	1	2	–
227	23	–	–	22	22	10	–	7	–	3	...	...	...	–	6	–	2.5	...	–	1	1	3	–	–
228	36	–	–	39	14	11	–	9	–	7	–	6.0	18900	–	3	...	...	...	–	2	2	2	1	–
229	7	–	–	29	29	3	...	...	...	...	...	...	...	–	...	...	...	...	–	...	...	...	...	...
230	16	–	–	19	25	8	–	5	1	3	...	...	...	–	4	...	...	...	–	–	–	1	–	–
231	7	–	–	–	29	4	...	...	...	...	...	...	...	–	...	...	...	...	–	...	...	...	...	...
232	8	–	–	25	13	2	...	...	...	...	...	...	...	–	...	...	...	...	–	...	...	...	...	...
233	32	–	–	25	19	14	–	9	–	6	–	6.5	17500	–	6	–	4.5	85	–	1	1	3	1	–
234	13	–	–	39	23	3	...	...	...	...	...	...	...	–	...	...	...	...	–	...	...	...	...	...
235	6	–	–	50	–	1	...	...	...	...	...	...	...	–	...	...	...	...	–	...	...	...	...	...
236	17	–	–	29	12	8	–	–	–	8	–	3.5	–	–	–	–	–	–	–	1	1	4	–	–
238	2	...	...	...	...	1	...	...	...	...	...	...	...	...	...	...	...	...	...	...	...	...	...	...
242	8	–	–	13	13	2	...	...	...	...	...	...	...	–	...	...	...	...	–	...	...	...	...	...
243	49	–	–	57	–	11	–	11	–	9	–	4.8	13300	–	2	...	...	...	–	3	3	–	3	–
244	18	–	–	33	11	4	...	...	...	...	...	...	...	–	...	...	...	...	–	...	...	...	...	...
246	8	–	–	38	–	1	...	...	...	...	...	...	...	–	...	...	...	...	–	...	...	...	...	...
247	15	–	–	60	–	6	–	6	–	2	...	...	...	–	1	...	...	...	–	...	...	...	...	...
248	28	–	–	36	–	7	–	7	–	6	–	4.8	...	–	1	...	...	...	–	2	2	–	1	–
249	26	–	–	42	15	6	–	5	–	5	–	5.2	...	–	1	...	...	...	–	1	1	–	–	–
250	25	–	–	36	4	9	–	8	–	2	...	...	...	–	6	–	5.2	108	–	–	–	1	1	–
251	25	–	–	48	4	6	–	6	–	6	–	5.7	22100	–	–	–	–	–	–	1	1	–	1	–
252	25	–	–	40	4	8	–	8	–	4	...	...	...	–	4	...	...	...	–	–	–	1	2	–
253	40	–	–	43	10	11	–	11	–	10	–	5.0	14600	–	–	–	–	–	–	3	3	2	1	–
256	19	–	–	32	21	6	–	6	–	4	...	...	...	–	1	...	...	...	–	1	1	–	–	–
257	22	–	–	41	9	6	–	6	–	5	–	5.8	13800	–	1	...	...	...	–	1	1	–	–	–
258#	28	–	–	29	11	11	–	11	–	4	...	...	...	–	6	–	3.5	61	–	2	2	1	1	–
259	55	–	–	47	4	15	–	15	–	9	–	5.7	14100	–	4	...	...	...	–	2	2	–	6	–
260	24	–	–	13	21	7	–	7	–	7	–	5.3	24600	–	–	–	–	–	–	1	1	2	2	–
261	15	–	–	7	67	7	–	7	–	5	–	5.4	11300	–	2	...	...	...	–	–	–	–	3	–
262	23	–	–	44	13	9	–	9	–	6	–	6.0	20800	–	2	...	...	...	–	–	–	2	1	–
263	37	–	–	24	8	12	–	12	–	6	–	5.0	13100	–	5	–	4.0	...	–	3	3	2	3	–
264	31	–	–	36	13	8	–	8	–	8	–	5.6	18800	–	–	–	–	–	–	1	1	–	–	–
265	21	–	–	43	10	6	–	4	–	4	...	...	...	–	2	...	...	...	–	1	1	1	–	–
267	2	...	...	...	...	1	...	...	...	...	...	...	...	...	...	...	...	...	...	...	...	...	...	...
301	11	–	–	55	–	3	...	...	...	...	...	...	...	–	...	...	...	...	–	...	...	...	...	...
303	28	–	–	29	7	10	–	10	–	9	–	4.3	12100	–	1	...	...	...	–	–	–	3	1	–
304#	29	–	–	28	10	11	–	11	–	4	...	...	...	–	7	–	4.1	101	–	1	1	3	1	–
305	30	–	–	47	7	7	–	7	–	5	–	5.4	13300	–	2	...	...	...	–	3	3	1	1	–
306	45	–	–	29	16	10	–	10	–	7	–	4.9	19100	–	3	...	...	...	–	3	3	–	1	–
307	49	–	–	33	4	15	–	15	–	7	–	5.7	19300	–	7	–	4.0	81	–	3	3	1	2	–
308	29	–	–	24	21	9	–	7	–	8	–	5.8	22300	–	1	...	...	...	–	–	–	2	–	–
309	11	–	–	–	36	5	–	5	–	5	–	6.6	27300	–	–	–	–	–	–	–	–	–	–	–
310	22	–	–	41	27	6	–	6	–	5	–	6.6	19500	–	1	...	...	...	–	–	–	2	1	–
311	44	–	–	50	7	11	–	11	–	9	–	5.6	15400	–	2	...	...	...	–	3	3	1	–	–
312	26	–	–	46	23	8	–	8	–	6	–	5.2	16000	–	1	...	...	...	–	2	2	2	1	–
313	26	–	–	46	8	8	–	8	–	6	–	5.0	24800	–	2	...	...	...	–	1	1	1	–	–
314	17	–	–	18	29	7	–	7	–	7	–	6.1	17300	–	–	–	–	–	–	–	–	2	–	–
315	9	–	56	–	–	2	...	...	...	...	...	...	...	–	...	...	...	...	–	...	...	...	...	...
316	32	3	–	47	6	10	–	10	–	7	–	4.9	14800	14	–	–	–	–	–	3	3	2	–	–
317	18	–	–	33	17	6	–	5	–	6	–	4.0	33500	–	–	–	–	–	–	1	1	1	–	–
318	15	–	–	33	20	7	–	7	–	6	–	5.0	15400	–	–	–	–	–	–	–	–	2	–	–
319	7	–	–	14	–	5	–	5	–	4	...	...	...	–	–	–	–	–	–	...	...	...	...	...
320	36	–	–	39	11	10	–	8	–	6	–	4.7	19000	–	4	...	...	...	–	1	1	1	–	–
321	34	–	–	27	18	10	–	10	–	7	–	5.1	14800	–	3	...	...	...	–	2	2	2	1	–
322	37	–	–	46	3	10	–	10	–	7	–	6.9	21600	–	2	...	...	...	–	1	1	2	1	–
323	18	–	–	28	–	6	–	5	–	4	...	...	...	–	1	...	...	...	–	–	–	1	1	–
324	18	–	–	33	6	5	–	5	–	5	–	5.4	25300	–	–	–	–	–	–	–	–	1	–	–
325	22	–	–	36	9	6	–	5	–	5	–	6.0	36000	–	1	...	...	...	–	–	–	–	–	–
326	13	–	–	23	8	3	...	...	...	...	...	...	...	–	...	...	...	...	–	...	...	...	...	...
327	37	–	–	38	24	11	–	9	–	7	–	6.3	21100	–	4	...	...	...	–	1	1	1	–	–
328	25	–	–	44	8	6	–	6	–	5	–	6.2	34000	–	1	...	...	...	–	–	–	1	–	–
329	29	–	–	52	3	7	–	7	–	7	–	5.7	30900	–	–	–	–	–	–	2	2	2	1	–
330	32	–	–	41	3	8	–	4	–	3	...	...	...	–	5	–	4.2	167	–	–	–	–	1	–
331	1	...	...	...	...	1	...	...	...	...	...	...	...	...	...	...	...	...	...	...	...	...	...	...
332	18	–	–	17	28	7	–	7	–	7	–	5.9	25400	–	–	–	–	–	–	–	–	2	2	–
333	3	...	...	...	...	1	...	...	...	...	...	...	...	...	...	...	...	...	...	...	...	...	...	...
334	16	–	–	56	19	3	...	...	...	...	...	...	...	–	...	...	...	...	–	...	...	...	...	...
335	15	–	–	33	13	5	–	5	–	4	...	...	...	–	1	...	...	...	–	–	–	1	–	–
336	30	–	–	43	–	6	–	6	–	5	–	6.8	35300	–	1	...	...	...	–	1	1	–	1	–
337	18	–	–	39	6	6	–	6	–	6	–	5.8	25000	–	–	–	–	–	–	–	–	2	1	–
338	37	–	–	51	–	8	–	8	–	6	–	5.7	21300	–	2	...	...	...	–	3	3	1	–	–
339	19	–	–	37	11	4	...	...	...	...	...	...	...	–	...	...	...	...	–	...	...	...	...	...
340	15	–	–	53	7	2	...	...	...	...	...	...	...	–	...	...	...	...	–	...	...	...	...	...
341	24	–	–	46	–	6	–	6	–	5	–	7.2	30000	–	1	...	...	...	–	1	1	–	–	–
342	15	–	–	20	13	8	–	8	–	3	...	...	...	–	3	...	...	...	–	–	–	1	–	–
343	28	–	–	39	11	7	–	7	–	5	–	6.4	19000	–	2	...	...	...	–	–	–	1	–	–
344	33	–	–	33	9	8	–	8	–	6	–	7.7	28300	–	2	...	...	...	–	2	2	1	–	–
345	28	–	–	29	11	7	–	7	–	7	–	7.3	30200	–	–	–	–	–	–	–	–	1	1	–
346	8	–	–	50	–	2	...	...	...	...	...	...	...	–	...	...	...	...	–	...	...	...	...	...
347	29	–	–	62	–	6	–	6	–	6	–	7.8	36700	–	–	–	–	–	–	–	–	1	1	–
348	12	–	–	58	–	2	...	...	...	...	...	...	...	–	...	...	...	...	–	...	...	...	...	...
349	12	–	–	33	8	7	–	7	–	4	...	...	...	–	1	...	...	...	–	–	–	2	1	–

Table 2. **Characteristics of Housing Units and Population, by Blocks: 1970**—Con.

Webb County, Tex.

[Data exclude vacant seasonal and vacant migratory housing units. For minimum base for derived figures (percent, average, etc.) and meaning of symbols, see text]

Blocks Within Census Tracts	Total population	Percent of total population				Year-round housing units				Occupied housing units														
								Units in—		Owner					Renter					1.01 or more persons per room				
		Negro	In group quarters	Under 18 years	62 years and over	Total	Lacking some or all plumbing facilities	One-unit structures	Structures of 10 or more units	Total	Lacking some or all plumbing facilities	Average number of rooms	Average value (dollars)	Percent Negro	Total	Lacking some or all plumbing facilities	Average number of rooms	Average contract rent (dollars)	Percent Negro	Total	With all plumbing facilities	One-person households	With female head of family	With roomers, boarders, or lodgers
350	12	–	–	42	25	4	...	...	...	...	...	...	...	–	...	...	...	...	–	...	...	...	...	...
351	17	–	–	29	–	4	...	...	...	...	...	...	...	–	...	...	...	...	–	...	...	...	...	...
352	20	–	–	20	30	5	–	5	–	5	–	6.6	45800	–	–	–	–	–	–	1	1	–	1	–
353	33	–	–	15	24	8	–	8	–	5	–	6.2	22000	–	3	...	...	...	–	2	2	–	1	–
354	27	–	–	22	4	8	–	8	–	7	–	5.9	16400	–	1	...	...	...	–	–	–	–	–	–
355	21	–	–	24	–	6	–	6	–	5	–	5.0	...	–	1	...	...	...	–	1	1	–	–	–
356	18	–	–	39	11	5	–	5	–	5	–	6.2	39500	–	–	–	–	–	–	–	–	–	–	–
358#	29	–	–	24	10	10	–	7	–	4	...	...	...	–	6	–	3.2	95	–	–	–	2	2	–
359	31	–	–	32	16	8	–	8	–	7	–	6.3	23000	–	1	...	...	...	–	1	1	–	1	–
360	40	–	–	60	5	7	–	7	–	5	–	7.2	...	–	2	...	...	...	–	1	1	–	1	–
361	24	–	–	25	–	7	–	7	–	5	–	7.4	37000	–	2	...	...	...	–	–	–	1	–	–
362	21	–	–	48	10	5	–	5	–	5	–	7.8	47000	–	–	–	–	–	–	–	–	–	–	–
363	13	–	–	46	–	3	...	...	...	...	...	...	...	–	...	...	...	...	–	...	...	...	...	...
364	12	–	–	42	8	5	–	5	–	3	...	...	...	–	1	...	...	...	–	...	...	...	...	...
11	5323	1	1	43	5	1488	8	1124	225	740	4	5.3	17400	–	640	1	4.3	127	1	268	266	82	107	10
102	41	–	–	54	2	11	1	11	–	5	1	5.2	...	–	4	...	...	...	–	2	1	–	–	1
103	19	–	–	47	11	3	...	...	...	...	...	...	...	–	...	...	...	...	–	...	...	...	...	...
104	63	–	–	3	–	38	1	1	37	–	–	–	–	–	36	1	3.2	166	–	–	–	11	1	–
106	27	–	–	19	15	9	–	4	–	7	–	4.3	...	–	2	...	...	...	–	–	–	–	–	–
110	23	–	–	65	9	5	–	5	–	4	...	...	...	–	–	–	–	–	–	...	...	...	...	...
111	44	–	–	41	–	14	–	7	–	5	–	5.2	17000	–	8	–	3.8	96	–	1	1	–	–	–
112	35	–	–	46	3	7	–	7	–	5	–	4.8	17800	–	2	...	...	...	–	4	4	–	–	–
113	3	...	...	...	...	1	...	...	...	...	...	...	...	...	...	...	...	...	...	...	...	...	...	...
114	16	–	–	44	6	5	–	5	–	5	–	4.6	16000	–	–	–	–	–	–	–	–	1	–	–
115	51	–	–	51	–	9	–	9	–	8	–	4.9	9700	–	1	...	...	...	–	6	6	–	–	–
116	2	...	...	...	...	2	...	...	...	...	...	...	...	...	...	...	...	...	...	...	...	...	...	...
117	24	–	–	46	–	7	–	5	–	3	...	...	...	–	4	...	...	...	–	–	–	–	1	–
118	35	–	–	46	6	8	–	8	–	7	–	5.7	19800	–	1	...	...	...	–	–	–	–	–	–
119	32	–	–	25	–	14	–	3	11	2	...	...	...	–	11	–	2.9	130	–	2	2	1	2	–
120	32	–	–	53	6	8	–	7	–	6	–	4.5	10300	–	1	...	...	...	–	1	1	1	1	–
121	34	–	–	50	3	8	–	8	–	7	–	5.4	22000	–	1	...	...	...	–	1	1	–	2	–
122	31	–	–	58	3	7	–	7	–	4	...	...	...	–	3	...	...	...	–	2	2	–	2	–
125	75	–	–	45	4	19	–	19	–	12	–	5.2	20200	–	5	–	5.2	...	–	6	6	–	4	–
126	38	–	–	45	–	7	–	7	–	7	–	5.6	19300	–	–	–	–	–	–	1	1	–	–	–
127	55	–	–	49	–	11	–	11	–	9	–	5.7	13900	–	2	...	...	...	–	2	2	–	–	–
128	37	–	–	49	–	9	–	8	–	6	–	5.7	15800	–	3	...	...	...	–	2	2	1	–	–
129	34	–	–	35	3	11	–	11	–	8	–	6.1	17000	–	3	...	...	...	–	–	–	2	–	–
130	3	...	...	...	...	1	...	...	...	...	...	...	...	...	...	...	...	...	...	...	...	...	...	...
131	43	–	–	40	14	10	–	10	–	6	–	5.3	14600	–	4	...	...	...	–	2	2	1	1	–
132	35	–	–	43	–	9	–	9	–	9	–	5.4	14300	–	–	–	–	–	–	1	1	–	–	–
133	52	–	–	56	–	10	–	10	–	4	...	...	...	–	6	–	4.8	120	–	5	5	–	–	–
134	26	–	–	50	8	6	–	6	–	5	–	5.6	20800	–	1	...	...	...	–	1	1	–	3	–
136	52	–	–	58	4	10	–	10	–	9	–	6.1	15600	–	1	...	...	...	–	2	2	–	1	–
137	53	–	–	60	–	11	–	11	–	5	–	5.8	13300	–	6	–	5.0	112	–	1	1	–	3	–
138	24	–	–	42	4	8	–	8	–	7	–	5.1	24800	–	–	–	–	–	–	–	–	1	–	–
139	17	–	–	53	–	4	...	...	...	...	...	...	...	–	...	...	...	...	–	...	...	...	...	...
140	100	–	–	22	–	38	–	15	22	–	–	–	–	–	38	–	4.4	183	–	1	1	1	1	–
141	215	1	–	57	2	57	–	37	18	–	–	–	–	–	47	–	4.3	106	2	20	20	4	8	–
142	31	–	–	58	–	7	–	6	1	–	–	–	–	–	7	–	4.9	81	–	3	3	2	1	–
144	35	14	–	37	–	11	–	–	–	7	–	4.4	–	14	4	...	...	...	...	1	1	1	–	–
145	21	–	–	38	–	6	–	–	–	2	...	...	...	–	4	...	...	...	–	1	1	–	–	–
146	14	–	–	36	–	5	–	–	–	2	...	...	...	–	3	...	...	...	–	1	1	1	–	–
147	18	–	–	39	–	6	–	–	–	2	...	...	...	–	4	...	...	...	–	1	1	–	1	–
148	11	–	–	36	–	4	...	...	...	...	...	...	...	–	...	...	...	...	–	...	...	...	...	...
149	11	–	–	27	–	4	...	...	...	...	...	...	...	–	...	...	...	...	–	...	...	...	...	...
152	60	–	–	58	5	17	–	16	–	–	–	–	–	–	13	–	4.8	70	–	5	5	–	3	–
154	76	1	–	13	1	44	–	–	44	–	–	–	–	–	34	–	4.0	158	–	–	–	1	1	1
156	3	...	...	...	...	1	...	...	...	...	...	...	...	...	...	...	...	...	...	...	...	...	...	...
157	60	7	–	37	5	21	–	21	–	10	–	4.4	12300	10	8	–	4.0	92	13	4	4	1	3	–
158#	87	5	–	52	2	23	–	23	–	11	–	4.6	11000	–	8	–	3.8	87	13	6	6	–	1	–
159	128	–	–	47	5	37	–	37	–	28	–	4.3	10800	–	8	–	4.6	101	–	11	11	3	4	–
201	50	–	–	48	2	11	–	11	–	9	–	4.8	16400	–	2	...	...	...	–	5	5	–	1	–
202	24	–	–	42	8	5	–	5	–	5	–	5.6	10800	–	–	–	–	–	–	1	1	1	1	–
204	2	...	...	...	...	1	...	...	...	...	...	...	...	...	...	...	...	...	...	...	...	...	...	...
206	40	–	–	50	8	10	–	10	–	9	–	5.1	15200	–	1	...	...	...	–	2	2	1	–	–
207	28	–	–	36	4	10	–	10	–	5	–	5.6	14800	–	3	...	...	...	–	–	–	–	1	–
208	35	–	–	49	14	8	–	8	–	7	–	5.7	21300	–	1	...	...	...	–	1	1	–	–	–
209	23	–	–	44	9	5	–	5	–	5	–	7.0	...	–	–	–	–	–	–	–	–	–	–	–
212	47	–	–	53	6	11	–	11	–	11	–	4.9	14000	–	–	–	–	–	–	2	2	1	–	–
213	30	–	–	33	3	8	–	8	–	4	...	...	...	–	4	...	...	...	–	1	1	1	–	–
214	24	–	–	33	–	10	–	10	–	3	...	...	...	–	4	...	...	...	–	1	1	1	1	–
215	33	–	–	46	9	12	–	12	–	6	–	5.8	13100	–	3	...	...	...	–	2	2	1	2	–
216	47	–	–	60	4	8	–	7	–	8	–	5.1	15700	–	–	–	–	–	–	4	4	1	1	–
217	21	–	–	38	–	6	–	6	–	4	...	...	...	–	2	...	...	...	–	1	1	–	1	–
218	35	–	–	51	3	6	–	6	–	2	...	...	...	–	4	...	...	...	–	2	2	–	–	–
219	61	–	–	41	12	18	–	17	1	9	–	4.2	8700	–	4	...	...	...	–	5	5	2	3	–
220	101	–	–	57	1	18	–	18	–	14	–	4.6	9100	–	4	...	...	...	–	12	12	–	2	–
221	46	–	–	50	–	10	–	10	–	5	–	5.0	15300	–	5	–	4.4	95	–	4	4	–	2	–
222	7	–	–	43	–	4	...	...	...	...	...	...	...	–	...	...	...	...	–	...	...	...	...	...
223	38	–	–	45	3	9	–	7	–	5	–	6.0	14300	–	4	...	...	...	–	2	2	–	–	–
224	17	–	–	65	–	3	...	...	...	...	...	...	...	–	...	...	...	...	–	...	...	...	...	...
225	53	–	–	60	–	10	–	10	–	5	–	5.8	11800	–	5	–	5.0	135	–	5	5	–	–	–
226	63	–	–	54	2	16	–	16	–	9	–	4.9	8800	–	4	...	...	...	–	6	6	1	–	–
227	36	–	–	53	3	7	–	5	–	5	–	4.4	...	–	2	...	...	...	–	3	3	–	1	–
228	92	–	–	32	3	38	–	12	26	1	...	...	...	–	32	–	4.9	182	–	1	1	1	5	–
229	30	–	–	40	–	10	–	10	–	6	–	4.7	8700	–	3	...	...	...	–	2	2	–	–	–
230	40	–	–	40	10	10	–	9	–	6	–	4.8	12000	–	3	...	...	...	–	4	4	–	–	1
231	11	–	–	46	–	7	–	4	–	3	...	...	...	–	–	–	–	–	–	...	...	...	...	...

[Data exclude vacant seasonal and vacant migratory housing units. For minimum base for derived figures (percent, average, etc.) and meaning of symbols, see text]

Blocks Within Census Tracts	Total population	Percent of total population: Negro	Percent of total population: In group quarters	Percent of total population: Under 18 years	Percent of total population: 62 years and over	Year-round housing units: Total	Year-round housing units: Lacking some or all plumbing facilities	Year-round housing units: Units in—One-unit structures	Year-round housing units: Units in—Structures of 10 or more units	Occupied housing units: Owner: Total	Owner: Lacking some or all plumbing facilities	Owner: Average number of rooms	Owner: Average value (dollars)	Owner: Percent Negro	Occupied housing units: Renter: Total	Renter: Lacking some or all plumbing facilities	Renter: Average number of rooms	Renter: Average contract rent (dollars)	Renter: Percent Negro	Occupied housing units: 1.01 or more persons per room: Total	1.01 or more persons per room: With all plumbing facilities	One-person households	With female head of family	With roomers, boarders, or lodgers
232	35	3	–	31	23	10	–	10	–	6	–	5.0	8200	–	3	...	...	...	...	4	4	1	–	–
233	53	–	–	59	6	10	–	10	–	8	–	5.5	10900	–	2	...	...	...	–	3	3	–	–	–
234#	87	–	–	36	1	31	–	7	17	–	–	–	–	–	30	–	4.0	146	–	4	4	2	2	1
235	36	–	–	42	3	11	–	9	–	6	–	4.7	...	–	4	...	...	...	–	2	2	–	1	–
236	41	–	–	34	10	11	–	10	–	7	–	4.4	10200	–	4	...	...	...	–	3	3	1	3	1
237	42	2	–	48	5	10	–	10	–	7	–	4.9	15400	–	3	...	...	...	...	2	2	2	1	–
239#	130	–	–	15	6	60	–	10	47	–	–	–	–	–	58	–	3.7	163	–	5	5	8	3	1
240	40	–	–	30	15	8	1	8	–	7	1	5.6	14300	–	1	...	...	...	–	2	1	–	–	–
241	10	–	–	30	–	3	...	...	...	...	...	...	...	–	...	...	...	...	–	...	...	...	...	...
242	33	–	–	55	3	7	–	7	–	5	–	7.8	29800	–	2	...	...	...	–	1	1	–	–	–
243	17	–	–	12	24	6	–	6	–	5	–	6.2	...	–	1	...	...	...	–	–	–	–	–	–
244	25	–	–	44	4	7	–	7	–	6	–	5.5	19200	–	1	...	...	...	–	–	–	–	1	–
245	37	–	–	46	3	9	–	7	–	6	–	4.7	...	–	2	...	...	...	–	2	2	–	2	–
246	32	–	–	44	13	9	–	9	–	7	–	5.6	10900	–	2	...	...	...	–	2	2	1	–	–
247	19	–	–	58	5	5	–	5	–	1	...	...	...	–	4	...	...	...	–	3	3	2	–	–
248	17	–	–	53	6	5	–	3	–	3	...	...	...	–	1	...	...	...	–	...	...	...	...	...
249	4	...	...	...	...	1	...	...	...	...	...	...	...	...	...	...	...	...	...	...	...	...	...	...
250	11	–	–	–	9	3	...	...	...	...	...	...	...	–	...	...	...	...	–	...	...	...	...	...
251	27	–	–	41	–	6	–	5	–	3	...	...	...	–	3	...	...	...	–	1	1	–	–	–
252	25	–	–	48	8	6	–	6	–	5	–	5.8	18500	–	1	...	...	...	–	2	2	1	–	–
253	21	–	–	33	14	6	–	6	–	6	–	6.3	30600	–	–	–	–	–	–	–	–	–	1	–
254	28	–	–	32	18	8	–	8	–	5	–	6.0	22000	–	3	...	...	...	–	1	1	–	–	–
255	29	–	–	45	–	8	–	7	–	4	...	...	...	–	4	...	...	...	–	1	1	1	–	–
256	27	–	–	26	4	8	–	8	–	8	–	5.5	15600	–	–	–	–	–	–	1	1	–	–	–
257	27	–	–	44	11	6	–	6	–	6	–	6.2	29000	–	–	–	–	–	–	1	1	–	–	–
258	27	–	–	48	22	7	–	7	–	6	–	5.5	26700	–	1	...	...	...	–	1	1	1	–	–
259	33	–	–	39	–	8	–	8	–	8	–	6.5	31100	–	–	–	–	–	–	–	–	–	–	–
260	19	–	–	53	5	4	...	...	...	...	...	...	...	–	...	...	...	...	–	...	...	...	...	...
261	25	–	–	36	4	8	–	8	–	6	–	6.3	27300	–	1	...	...	...	–	–	–	1	–	–
262	46	–	–	61	2	8	–	8	–	4	...	...	...	–	4	...	...	...	–	3	3	–	–	–
263	10	–	–	30	10	3	...	...	...	...	...	...	...	–	...	...	...	...	–	...	...	...	...	...
301	18	–	–	28	11	6	–	6	–	3	...	...	...	–	3	...	...	...	–	1	1	1	–	1
302	34	–	–	53	9	7	–	7	–	7	–	6.0	24200	–	–	–	–	–	–	2	2	–	–	–
303	20	–	–	30	10	7	–	7	–	5	–	5.6	20300	–	1	...	...	...	–	–	–	1	–	–
304	25	–	–	40	4	7	–	7	–	4	...	...	...	–	3	...	...	...	–	–	–	–	–	1
305	10	–	–	50	10	3	...	...	...	...	...	...	...	–	...	...	...	...	–	...	...	...	...	...
306	4	...	...	...	...	1	...	...	...	...	...	...	...	...	...	...	...	...	...	...	...	...	...	...
307	10	–	–	40	–	5	3	5	–	3	...	...	...	–	–	–	–	–	–	...	...	...	...	...
309	8	–	–	50	–	2	...	...	...	...	...	...	...	–	...	...	...	...	–	...	...	...	...	...
310	18	–	–	50	–	5	–	5	–	5	–	4.8	9800	–	–	–	–	–	–	1	1	1	1	–
312	13	–	–	69	–	2	...	...	...	...	...	...	...	–	...	...	...	...	–	...	...	...	...	...
313	16	–	–	19	–	6	–	–	–	6	–	4.2	–	–	–	–	–	–	–	–	–	–	–	–
314	–	–	–	–	–	1	...	...	...	...	...	...	...	–	...	...	...	...	–	...	...	...	...	...
315	36	–	–	42	6	8	–	8	–	8	–	6.5	24200	–	–	–	–	–	–	2	2	–	–	–
316	25	–	–	44	8	7	–	7	–	5	–	5.4	30500	–	2	...	...	...	–	1	1	–	1	–
317	25	–	–	44	–	5	–	5	–	3	...	...	...	–	2	...	...	...	–	1	1	–	–	–
318	24	–	–	38	8	8	–	8	–	4	...	...	...	–	4	...	...	...	–	1	1	–	3	–
319	28	–	–	54	–	7	–	7	–	4	...	...	...	–	2	...	...	...	–	2	2	–	1	–
320	6	–	–	50	–	1	...	...	...	...	...	...	...	–	...	...	...	...	–	...	...	...	...	...
322	61	–	100	–	98	–	–	–	–	–	–	–	–	–	–	–	–	–	–	–	–	–	–	–
323#	37	–	–	24	5	14	–	6	–	–	–	–	–	–	14	–	4.2	119	–	1	1	1	1	–
324	25	–	–	32	–	10	–	4	–	3	...	...	...	–	6	–	3.7	103	–	1	1	1	–	–
325	41	–	–	42	2	13	–	12	–	2	...	...	...	–	9	–	4.0	83	–	4	4	–	–	–
326	24	8	–	21	8	10	–	3	–	9	–	4.2	...	11	1	...	...	...	...	–	–	–	1	–
327	17	–	–	41	–	4	...	...	...	...	...	...	...	–	...	...	...	...	–	...	...	...	...	...
328	18	17	–	56	–	5	–	5	–	2	...	...	...	...	2	...	...	...	...	...	...	...	...	...
329	15	–	–	20	20	6	–	2	–	5	–	5.0	...	–	1	...	...	...	–	–	–	–	–	–
330	20	–	–	45	10	4	...	...	...	...	...	...	...	–	...	...	...	...	–	...	...	...	...	...
331	31	–	–	48	7	8	–	8	–	7	–	5.0	14800	–	1	...	...	...	–	2	2	1	–	–
332	30	–	–	53	–	8	–	8	–	7	–	5.1	15200	–	1	...	...	...	–	2	2	1	2	–
333	12	–	–	25	17	6	–	6	–	3	...	...	...	–	1	...	...	...	–	...	...	...	...	...
334	14	–	–	21	14	6	–	4	–	5	–	4.4	...	–	1	...	...	...	–	–	–	1	–	–
335	2	...	...	...	...	1	...	...	...	...	...	...	...	...	...	...	...	...	...	...	...	...	...	...
336	11	–	–	46	–	4	...	...	...	...	...	...	...	–	...	...	...	...	–	...	...	...	...	...
338	39	–	–	62	–	10	–	10	–	1	...	...	...	–	7	–	3.9	83	–	3	3	–	3	–
339	7	–	–	43	–	1	...	...	...	...	...	...	...	–	...	...	...	...	–	...	...	...	...	...
340	–	–	–	–	–	1	...	...	...	...	...	...	...	–	...	...	...	...	–	...	...	...	...	...
341	28	–	–	50	7	7	–	6	–	1	...	...	...	–	6	–	5.8	162	–	1	1	–	–	–
342	5	–	–	–	40	3	...	...	...	...	...	...	...	–	...	...	...	...	–	...	...	...	...	...
343	60	–	–	53	2	15	–	13	–	6	–	5.3	14500	–	8	–	5.1	137	–	1	1	1	2	–
344	15	–	–	47	13	4	...	...	...	...	...	...	...	–	...	...	...	...	–	...	...	...	...	...
345	19	–	–	47	–	4	...	...	...	...	...	...	...	–	...	...	...	...	–	...	...	...	...	...
346	21	–	–	52	–	5	–	5	–	5	–	5.8	20000	–	–	–	–	–	–	–	–	–	1	–
347	21	–	–	43	10	8	–	7	–	4	...	...	...	–	1	...	...	...	–	2	2	–	–	–
348	9	–	–	33	22	3	...	...	...	...	...	...	...	–	...	...	...	...	–	...	...	...	...	...
349	41	–	–	54	–	7	–	7	–	5	–	5.4	18000	–	2	...	...	...	–	2	2	–	–	–
351	24	8	–	33	4	10	–	8	–	5	–	4.2	...	–	4	...	...	...	...	2	2	2	–	–
352	73	–	–	44	1	20	–	19	–	14	–	5.5	16700	–	5	–	4.6	156	–	2	2	–	2	–
353	39	–	–	44	3	9	–	9	–	4	...	...	...	–	5	–	4.2	130	–	2	2	–	1	–
354	25	–	–	44	–	6	–	6	–	4	...	...	...	–	1	...	...	...	–	2	2	–	–	–
355	4	...	...	...	...	1	...	...	...	...	...	...	...	...	...	...	...	...	...	...	...	...	...	...
356	22	–	–	23	5	9	–	1	–	1	...	...	...	–	8	–	4.4	108	–	–	–	1	–	–
357	22	–	–	59	–	4	...	...	...	...	...	...	...	–	...	...	...	...	–	...	...	...	...	...
358	14	–	–	36	7	3	...	...	...	...	...	...	...	–	...	...	...	...	–	...	...	...	...	...
359	4	...	...	...	...	2	...	...	...	...	...	...	...	...	...	...	...	...	...	...	...	...	...	...
360	6	–	–	33	33	4	...	...	...	...	...	...	...	–	...	...	...	...	–	...	...	...	...	...
361	5	–	–	80	–	1	...	...	...	...	...	...	...	–	...	...	...	...	–	...	...	...	...	...
362	10	–	–	40	–	3	...	...	...	...	...	...	...	–	...	...	...	...	–	...	...	...	...	...
363	30	–	–	43	13	7	–	7	–	5	–	6.4	22500	–	2	...	...	...	–	1	1	–	–	–
364	2	...	...	...	...	3	...	...	...	...	...	...	...	...	...	...	...	...	...	...	...	...	...	...

[Data exclude vacant seasonal and vacant migratory housing units. For minimum base for derived figures (percent, average, etc.) and meaning of symbols, see text]

Blocks Within Census Tracts	Total population	Percent of total population: Negro	In group quarters	Under 18 years	62 years and over	Year-round housing units: Total	Lacking some or all plumbing facilities	Units in—: One-unit structures	Structures of 10 or more units	Occupied housing units: Owner: Total	Lacking some or all plumbing facilities	Average number of rooms	Average value (dollars)	Percent Negro	Renter: Total	Lacking some or all plumbing facilities	Average number of rooms	Average contract rent (dollars)	Percent Negro	1.01 or more persons per room: Total	With all plumbing facilities	One-person households	With female head of family	With roomers, boarders, or lodgers
365	38	–	–	45	3	9	–	9	–	7	–	5.1	17700	–	2	...	...	...	–	–	–	1	1	–
366	37	–	–	68	–	6	–	6	–	6	–	6.2	20200	–	–	–	–	–	–	3	3	–	–	–
367	52	–	–	60	–	10	–	10	–	6	–	5.5	15500	–	4	...	...	...	–	3	3	–	–	–
12	5662	–	1	47	9	1423	387	1184	–	794	195	4.2	7100	–	454	130	3.4	40	1	575	398	149	251	3
101	59	–	–	48	12	16	7	16	–	11	4	4.3	7100	–	4	...	...	...	–	5	3	–	5	–
102	30	13	–	40	20	9	2	9	–	4	...	...	...	...	4	...	...	...	...	3	3	–	2	–
103	48	–	–	52	6	11	2	11	–	9	1	4.6	5800	–	2	...	...	...	–	5	4	–	4	–
106	37	–	–	38	11	9	–	9	–	8	–	5.1	7400	–	1	...	...	...	–	3	3	–	1	–
107	63	–	–	35	13	13	3	12	–	11	2	3.9	5000	–	2	...	...	...	–	7	6	–	1	–
108	47	–	–	40	11	12	3	11	–	9	2	4.3	6600	–	2	...	...	...	–	2	2	1	3	–
109	66	–	–	47	14	17	5	17	–	9	3	3.8	6100	–	7	2	3.4	41	–	8	5	1	4	–
110	22	–	–	46	9	7	3	7	–	5	2	3.8	9500	–	2	...	...	...	–	2	2	3	2	–
111	42	–	–	36	14	11	4	11	–	8	3	4.4	9300	–	3	...	...	...	–	2	2	3	2	–
112	47	–	–	28	4	12	1	12	–	8	1	4.0	7100	–	4	...	...	...	–	4	3	1	3	–
113	8	–	100	–	–	–	–	–	–	–	–	–	–	–	–	–	–	–	–	–	–	–	–	–
114	47	–	–	40	6	10	–	10	–	8	–	5.3	7100	–	2	...	...	...	–	4	4	1	–	–
115	40	–	–	53	5	10	3	10	–	8	3	5.6	7400	–	1	...	...	...	–	3	2	–	4	–
116	29	–	–	31	3	9	4	9	–	5	–	4.8	7300	–	3	...	...	...	–	4	2	1	3	–
117	45	–	–	40	11	11	2	11	–	10	1	4.7	12500	–	–	–	–	–	–	3	3	–	3	–
118	4	...	...	...	...	2	...	...	...	...	...	...	...	...	...	...	...	...	...	...	...	...	...	...
119	58	–	–	35	5	14	2	14	–	9	1	4.7	11300	–	4	...	...	...	–	8	6	1	5	–
120	72	–	–	51	3	14	5	14	–	6	–	4.7	7000	–	8	5	3.1	38	–	6	4	2	1	–
122	43	–	–	37	9	9	5	8	–	6	3	3.7	5700	–	3	...	...	...	–	4	4	3	1	1
123	69	–	–	64	–	12	4	12	–	9	2	4.3	6500	–	1	...	...	...	–	8	6	–	2	–
124	46	–	–	63	9	6	–	5	–	6	–	5.2	10200	–	–	–	–	–	–	6	6	–	–	–
125	38	–	–	34	18	12	4	12	–	9	3	3.9	5800	–	2	...	...	...	–	4	3	1	–	–
202	39	–	–	69	–	6	1	6	–	4	...	...	...	–	2	...	...	...	–	4	3	–	2	–
205	25	–	–	48	8	7	2	7	–	5	1	4.2	8800	–	–	–	–	–	–	2	2	1	–	–
206	80	–	–	58	3	14	5	14	–	9	2	4.9	6100	–	4	...	...	...	–	8	5	–	7	–
207	10	–	–	50	20	2	...	...	...	...	...	...	...	–	...	...	...	...	–	...	...	...	...	...
208	8	–	–	75	13	1	...	...	...	...	...	...	...	–	...	...	...	...	–	...	...	...	...	...
209	57	–	–	53	4	16	7	13	–	7	1	4.4	7000	–	6	3	3.2	31	–	6	4	2	1	–
210	66	–	9	47	12	14	7	14	–	10	4	4.3	8900	–	3	...	...	...	–	6	2	2	–	–
212	79	–	3	54	5	13	9	13	–	11	8	3.4	4700	–	1	...	...	...	–	10	3	–	3	–
213	54	–	20	46	6	12	4	8	–	7	2	4.7	8300	–	2	...	...	...	–	4	3	2	–	–
214	43	–	–	42	12	10	2	10	–	8	1	4.6	7400	–	2	...	...	...	–	4	2	–	2	–
215	52	–	–	58	12	13	9	13	–	7	3	4.3	4600	–	2	...	...	...	–	4	1	2	–	–
216	30	–	–	30	10	8	5	8	–	8	5	4.1	6400	–	–	–	–	–	–	2	–	2	1	–
217	44	–	–	41	14	12	5	12	–	10	4	4.1	5400	–	1	...	...	...	–	6	1	–	4	–
218	117	–	–	59	3	20	8	20	–	12	3	4.4	6600	–	7	4	3.0	47	–	12	5	–	3	–
219	31	–	–	55	7	8	5	8	–	6	3	3.2	6200	–	–	–	–	–	–	3	1	1	1	–
220	22	–	–	50	5	4	...	...	...	...	...	...	...	–	...	...	...	...	–	...	...	...	...	...
221	64	–	–	61	5	11	5	11	–	6	2	3.8	6500	–	3	...	...	...	–	7	5	–	2	–
222	53	–	–	40	11	15	6	15	–	13	4	3.7	4300	–	2	...	...	...	–	7	4	4	2	–
301	30	–	–	43	13	8	1	8	–	6	1	4.7	7000	–	2	...	...	...	–	2	1	2	–	–
302	28	–	–	36	29	10	1	10	–	9	–	4.9	5500	–	1	...	...	...	–	1	–	2	2	–
303	37	–	–	60	5	8	4	8	–	6	2	3.7	6200	–	1	...	...	...	–	4	2	1	3	–
304	55	–	–	47	7	14	5	13	–	8	3	4.1	5800	–	5	1	3.2	...	–	7	4	1	1	–
305	52	–	–	44	17	16	8	16	–	9	4	3.0	4400	–	5	3	4.2	29	–	6	4	4	1	–
306	55	–	–	64	4	11	4	11	–	4	...	...	...	–	6	3	3.0	33	–	7	3	2	3	1
307	53	–	–	53	11	12	6	12	–	7	3	3.4	5800	–	5	3	3.2	...	–	7	4	2	2	–
308	57	–	–	39	18	12	3	12	–	8	2	4.3	10400	–	4	...	...	...	–	5	4	1	5	–
309	32	–	–	53	16	10	5	10	–	3	...	...	...	–	5	3	3.6	...	–	3	2	2	–	–
310	37	–	–	32	16	11	3	11	–	7	3	3.4	5400	–	3	...	...	...	–	3	2	1	1	–
311	70	–	–	51	13	15	5	13	–	12	3	4.7	7400	–	3	...	...	...	–	7	3	4	2	–
312	61	–	–	44	5	17	7	16	–	8	1	3.8	9200	–	8	5	2.6	31	–	9	4	2	2	–
313	60	–	–	50	2	10	5	10	–	4	...	...	...	–	6	4	3.0	30	–	9	5	1	1	–
314	228	–	–	49	7	48	16	47	–	36	9	3.8	6800	–	11	6	3.2	32	–	25	16	5	5	–
315	3	...	...	...	...	17	–	–	–	–	–	–	–	–	1	...	...	...	...	...	...	...	...	...
316	4	...	...	...	...	16	–	–	–	–	–	–	–	–	1	...	...	...	...	...	...	...	...	...
317	61	–	–	34	13	17	–	–	–	–	–	–	–	–	17	–	3.4	44	–	6	6	1	4	–
318	61	–	–	39	10	16	1	1	–	–	–	–	–	–	15	–	4.3	52	–	4	4	1	5	–
319	103	–	–	39	17	33	–	–	–	–	–	–	–	–	33	–	3.7	43	–	9	9	9	8	–
320	116	–	–	47	12	31	–	–	–	–	–	–	–	–	31	–	3.4	44	–	12	12	7	11	1
322	9	–	–	–	–	32	–	–	–	–	–	–	–	–	3	...	...	...	–	...	...	...	...	...
323	24	–	–	42	8	16	–	–	–	1	...	...	...	–	5	–	3.2	65	–	3	3	–	2	–
325	62	–	–	50	10	16	–	–	–	–	–	–	–	–	15	–	4.1	43	–	7	7	3	5	–
326	56	–	–	50	13	14	–	–	–	–	–	–	–	–	14	–	3.9	45	–	7	7	3	7	–
401	51	–	–	31	16	13	4	13	–	9	1	4.8	9100	–	2	...	...	...	–	5	5	1	1	–
402	70	–	–	50	14	20	2	20	–	9	–	4.8	7300	–	10	2	3.3	40	–	5	3	2	6	–
403	27	–	–	26	26	7	3	6	–	7	3	4.6	6500	–	–	–	–	–	–	2	1	2	2	–
404	49	–	–	43	14	13	5	13	–	11	5	4.5	6100	–	1	...	...	...	–	4	3	2	2	–
405	73	–	–	47	15	23	1	23	–	9	–	3.9	7600	–	13	–	3.4	25	–	7	7	3	7	–
406	86	–	–	47	8	15	2	15	–	12	2	4.6	6200	–	3	...	...	...	–	7	7	1	4	–
407	60	–	–	52	3	15	2	15	–	10	1	4.6	7000	–	2	...	...	...	–	7	6	4	–	–
408	46	–	–	37	20	14	1	13	–	7	–	4.3	7600	–	5	–	2.6	...	–	5	5	3	2	–
409	39	–	–	36	13	11	1	11	–	6	–	4.3	9100	–	4	...	...	...	–	4	4	2	2	–
410	73	–	–	45	6	13	–	10	–	9	–	5.1	10400	–	4	...	...	...	–	8	8	–	3	–
412	44	–	–	30	16	15	4	15	–	11	3	4.3	7500	–	1	...	...	...	–	2	2	1	2	–
413	14	–	–	50	29	5	4	5	–	4	...	...	...	–	–	–	–	–	–	...	...	...	...	...
414	13	–	–	31	–	3	...	...	...	...	...	...	...	–	...	...	...	...	–	...	...	...	...	...
416	25	–	–	60	4	6	5	6	–	4	...	...	...	–	2	...	...	...	–	4	–	1	2	–
417	35	–	–	49	6	10	1	10	–	2	...	...	...	–	4	...	...	...	–	3	2	–	1	–
418	45	–	–	62	2	7	3	6	–	5	2	4.2	...	–	2	...	...	...	–	4	2	2	1	–
420	119	–	–	58	4	24	17	24	–	13	7	4.2	6700	–	8	8	3.0	28	–	12	2	–	4	–
421	38	–	–	37	8	10	2	9	–	7	1	4.0	7500	–	1	...	...	...	–	5	4	1	1	–
422	37	–	3	43	11	14	8	11	–	4	...	...	...	–	8	6	3.1	30	–	4	–	4	3	–
423	36	–	–	58	8	7	4	7	–	5	2	4.0	7200	–	1	...	...	...	–	3	1	–	4	–

[Data exclude vacant seasonal and vacant migratory housing units. For minimum base for derived figures (percent, average, etc.) and meaning of symbols, see text]

Blocks Within Census Tracts	Total population	Percent of total population: Negro	Percent of total population: In group quarters	Percent of total population: Under 18 years	Percent of total population: 62 years and over	Year-round housing units: Total	Year-round housing units: Lacking some or all plumbing facilities	Year-round housing units: Units in—One-unit structures	Year-round housing units: Units in—Structures of 10 or more units	Occupied housing units: Owner: Total	Owner: Lacking some or all plumbing facilities	Owner: Average number of rooms	Owner: Average value (dollars)	Owner: Percent Negro	Occupied housing units: Renter: Total	Renter: Lacking some or all plumbing facilities	Renter: Average number of rooms	Renter: Average contract rent (dollars)	Renter: Percent Negro	Occupied housing units: 1.01 or more persons per room: Total	1.01 or more persons per room: With all plumbing facilities	One-person households	With female head of family	With roomers, boarders, or lodgers
424	23	–	–	35	30	8	5	8	–	6	4	3.7	5700	–	2	...	...	...	–	2	2	3	2	–
501	73	–	–	45	10	20	6	20	–	11	3	4.7	8000	–	6	–	3.2	43	–	5	3	2	2	–
502	67	–	–	52	8	15	4	15	–	10	2	4.3	8500	–	3	...	...	...	–	8	6	1	1	–
503	90	–	–	51	9	19	10	19	–	11	6	3.3	5700	–	6	3	2.8	27	–	13	6	1	8	–
504	74	–	–	58	5	14	6	14	–	11	4	5.1	6600	–	2	...	...	...	–	7	5	2	–	–
505	34	–	3	59	–	5	2	5	–	4	...	...	...	–	1	...	...	...	–	4	2	–	–	–
506	56	–	–	43	14	13	2	13	–	10	–	4.8	8500	–	2	...	...	...	–	4	4	–	2	–
507	41	10	–	34	15	14	5	14	–	10	3	3.9	5400	–	3	...	...	...	...	3	3	2	1	–
508	55	–	–	44	6	14	2	14	–	12	2	3.9	6600	–	2	...	...	...	–	6	6	1	1	–
509	36	–	–	56	3	9	3	9	–	5	2	4.4	5700	–	3	...	...	...	–	5	2	1	2	–
510	46	–	–	54	4	10	–	10	–	8	–	4.5	5800	–	2	...	...	...	–	4	4	1	1	–
511	52	–	–	54	4	9	1	9	–	8	1	4.5	9000	–	1	...	...	...	–	6	5	–	6	–
512	63	–	–	48	6	15	7	15	–	5	1	4.4	6200	–	8	5	3.1	36	–	8	5	–	2	–
513	60	–	–	53	8	10	2	10	–	9	1	5.7	10400	–	–	–	–	–	–	4	4	1	–	–
514	59	–	–	42	12	13	–	12	–	9	–	4.4	6700	–	4	...	...	...	–	4	4	1	2	–
515	51	–	–	51	14	9	3	9	–	6	1	4.2	5800	–	3	...	...	...	–	4	2	–	1	–
516	16	–	–	69	–	4	...	...	...	...	...	...	...	–	...	...	...	...	–	...	...	...	...	...
517	60	–	–	45	7	13	1	11	–	12	1	4.7	7200	–	1	...	...	...	–	4	4	1	1	–
519	47	–	–	34	11	16	7	16	–	9	4	3.4	6900	–	6	2	2.5	...	–	5	2	4	4	–
520	64	5	–	44	9	15	8	15	–	8	3	4.1	9000	–	6	4	3.7	31	17	5	1	–	–	–
521	70	–	–	37	10	18	5	17	–	9	2	3.7	5800	–	8	2	3.3	...	–	11	9	–	4	–
522	80	–	–	58	6	16	6	16	–	10	2	4.0	9200	–	4	...	...	...	–	9	6	2	–	–
523	81	–	–	52	3	19	7	19	–	9	2	4.7	7800	–	5	2	2.6	...	–	9	6	1	–	–
524	38	–	–	37	5	12	2	12	–	9	2	3.8	5600	–	3	...	...	...	–	4	3	3	4	–
525	67	–	–	45	8	18	2	17	–	11	–	4.1	7600	–	4	...	...	...	–	9	8	1	3	–
526	15	–	–	53	13	3	...	...	...	...	...	...	...	–	...	...	...	...	–	...	...	...	...	...
527	53	–	–	42	19	16	3	15	–	11	–	3.9	8800	–	4	...	...	...	–	6	4	2	1	–
528	23	–	9	39	9	9	1	9	–	5	–	4.0	9200	–	–	–	–	–	–	2	2	–	–	–
13	3729	–	–	45	11	908	176	803	4	514	89	4.4	7200	–	343	67	3.7	44	–	348	269	98	143	2
103	21	–	–	71	–	3	...	...	...	...	...	...	...	–	...	...	...	...	–	...	...	...	...	...
104	6	–	–	67	–	1	...	...	...	...	...	...	...	–	...	...	...	...	–	...	...	...	...	...
105	12	8	–	25	25	10	1	6	1	2	...	...	...	...	5	1	2.6	...	20	1	–	5	1	–
106	11	–	–	55	18	6	2	6	–	2	...	...	...	–	2	...	...	...	–	...	...	...	...	...
107	55	–	–	33	7	13	3	13	–	10	2	4.4	7200	–	2	...	...	...	–	4	3	–	4	–
108#	38	–	–	32	11	12	2	12	–	5	1	4.4	6700	–	6	1	3.7	51	–	4	2	1	1	–
109	33	–	–	46	9	8	1	7	–	5	–	4.8	8700	–	1	...	...	...	–	4	4	–	–	–
110	23	–	–	30	9	7	2	6	–	4	...	...	...	–	1	...	...	...	–	1	1	–	–	–
111	67	–	–	55	6	12	2	12	–	9	1	4.1	5000	–	3	...	...	...	–	6	4	–	3	–
112	42	–	–	33	29	13	3	13	–	8	3	4.3	5200	–	5	–	2.8	29	–	3	2	2	4	–
113	70	–	–	40	11	16	4	15	–	11	2	3.8	4300	–	4	...	...	...	–	8	7	2	1	–
114	59	–	–	37	9	16	7	15	–	11	5	4.1	5900	–	4	...	...	...	–	7	2	2	2	–
115	64	–	–	45	8	15	5	14	–	10	3	4.0	6500	–	4	...	...	...	–	7	6	3	3	–
116	25	–	–	60	12	5	–	5	–	3	...	...	...	–	2	...	...	...	–	3	3	1	–	–
117	53	–	–	55	6	11	2	11	–	6	2	4.0	8700	–	5	–	4.6	...	–	4	4	1	–	–
118	63	–	–	51	14	12	2	12	–	8	–	4.6	7800	–	4	...	...	...	–	7	5	1	1	–
119	45	–	–	44	18	13	4	13	–	9	2	3.9	5800	–	4	...	...	...	–	4	2	2	3	–
120	61	–	–	41	15	17	5	16	–	12	2	4.5	6600	–	2	...	...	...	–	6	5	1	1	–
121	45	–	–	44	11	14	3	13	–	7	1	4.3	6600	–	4	...	...	...	–	4	4	1	2	–
122	25	–	–	40	24	7	1	7	–	6	–	4.3	...	–	1	...	...	...	–	2	1	1	2	–
123	6	–	–	–	50	4	...	...	...	...	...	...	...	–	...	...	...	...	–	...	...	...	...	...
124	3	...	...	...	...	2	...	...	...	...	...	...	...	...	...	...	...	...	...	...	...	...	...	...
125	27	–	–	30	41	10	1	10	–	5	1	4.0	...	–	4	...	...	...	–	1	1	1	2	–
126	64	–	–	55	14	12	1	10	–	11	–	4.8	5400	–	1	...	...	...	–	6	5	1	–	2
127#	60	–	–	52	2	16	7	16	–	7	2	4.3	6600	–	7	5	2.1	33	–	6	3	3	3	–
128	61	–	–	46	12	16	4	16	–	11	3	4.4	4300	–	4	...	...	...	–	4	4	2	4	–
129	15	–	–	33	27	5	1	5	–	2	...	...	...	–	3	...	...	...	–	2	1	1	–	–
130	44	–	–	36	2	11	1	9	–	10	1	4.4	8700	–	1	...	...	...	–	3	3	–	1	–
201	37	–	–	38	19	10	–	6	–	5	–	4.6	...	–	5	–	3.2	41	–	4	4	–	1	–
202	23	–	–	35	22	7	–	7	–	5	–	4.6	8300	–	2	...	...	...	–	1	1	2	2	–
203	54	–	–	33	11	14	1	14	–	9	–	4.0	8100	–	4	...	...	...	–	6	6	–	1	–
204	48	–	–	40	15	12	4	11	–	7	2	4.0	5700	–	5	2	2.8	...	–	5	3	3	1	–
205	51	–	–	35	10	12	–	12	–	10	–	4.1	5000	–	2	...	...	...	–	4	4	–	2	–
206	36	–	–	56	14	7	2	7	–	5	1	4.2	...	–	2	...	...	...	–	4	3	–	1	–
207	17	–	–	24	12	5	–	4	1	3	...	...	...	–	2	...	...	...	–	1	1	–	1	–
208	27	–	–	33	15	7	–	6	–	4	...	...	...	–	3	...	...	...	–	1	1	1	–	–
209	39	–	–	54	10	16	5	12	–	4	...	...	...	–	8	2	3.4	48	–	3	3	5	1	–
210	50	–	–	36	14	11	–	11	–	8	–	4.9	9100	–	3	...	...	...	–	6	6	–	2	–
211	29	–	–	10	38	10	3	10	–	5	–	4.8	6700	–	4	...	...	...	–	2	1	2	–	–
212	48	–	–	50	6	8	2	7	–	6	1	5.2	6700	–	2	...	...	...	–	5	4	1	2	–
213	45	–	–	27	18	14	1	13	–	9	–	4.4	7600	–	3	...	...	...	–	3	3	–	3	–
214	5	–	–	40	20	1	...	...	...	...	...	...	...	–	...	...	...	...	–	...	...	...	...	...
215	3	...	...	...	...	1	...	...	...	...	...	...	...	...	...	...	...	...	...	...	...	...	...	...
216	41	–	–	34	15	9	1	9	–	8	1	4.8	8500	–	1	...	...	...	–	3	2	–	1	–
217	52	–	–	42	14	10	3	10	–	6	1	4.5	5600	–	4	...	...	...	–	7	4	1	–	–
218	52	–	–	46	6	11	3	11	–	6	–	5.5	10400	–	5	3	3.2	25	–	5	4	2	2	–
219	59	–	–	48	10	12	3	12	–	8	2	4.3	10300	–	4	...	...	...	–	6	4	1	3	–
220	46	–	–	26	17	13	–	9	–	7	–	4.9	10800	–	5	–	4.0	61	–	3	3	–	1	–
221	32	–	–	63	6	8	–	8	–	5	–	5.6	...	–	1	...	...	...	–	2	2	–	1	–
223	8	–	–	50	–	2	...	...	...	...	...	...	...	–	...	...	...	...	–	...	...	...	...	...
224	59	–	–	41	19	16	1	14	–	9	–	5.2	10300	–	6	–	4.7	...	–	3	3	1	4	–
225	56	–	–	52	7	11	–	11	–	6	–	5.5	9200	–	5	–	4.0	61	–	5	5	–	2	–
226	41	–	–	42	2	10	–	10	–	6	–	4.3	7400	–	4	...	...	...	–	3	3	–	2	–
227	26	–	–	19	15	9	1	9	–	7	1	5.3	9800	–	1	...	...	...	–	2	2	2	2	–
228	68	–	–	43	12	17	2	17	–	9	1	4.2	7900	–	8	1	3.4	42	–	6	5	2	3	–
302	59	–	–	44	3	11	3	11	–	8	2	4.6	7800	–	3	...	...	...	–	5	3	–	2	–
303	72	–	–	44	8	17	5	17	–	13	5	4.2	6100	–	4	...	...	...	–	7	5	3	2	–
304	73	–	–	45	11	20	6	19	–	10	1	3.9	7900	–	8	4	2.5	29	–	9	6	5	3	–
305	59	–	–	51	9	14	5	13	–	11	4	4.1	5800	–	3	...	...	...	–	6	4	4	2	–
306	6	–	–	50	17	2	...	...	...	...	...	...	...	–	...	...	...	...	–	...	...	...	...	...

[Data exclude vacant seasonal and vacant migratory housing units. For minimum base for derived figures (percent, average, etc.) and meaning of symbols, see text]

Blocks Within Census Tracts	Total population	Percent of total population: Negro	Percent of total population: In group quarters	Percent of total population: Under 18 years	Percent of total population: 62 years and over	Year-round housing units: Total	Year-round housing units: Lacking some or all plumbing facilities	Year-round housing units: Units in—One-unit structures	Year-round housing units: Units in—Structures of 10 or more units	Occupied housing units: Owner: Total	Owner: Lacking some or all plumbing facilities	Owner: Average number of rooms	Owner: Average value (dollars)	Owner: Percent Negro	Occupied housing units: Renter: Total	Renter: Lacking some or all plumbing facilities	Renter: Average number of rooms	Renter: Average contract rent (dollars)	Renter: Percent Negro	1.01 or more persons per room: Total	1.01 or more persons per room: With all plumbing facilities	One-person households	With female head of family	With roomers, boarders, or lodgers
307	28	–	–	14	54	16	–	14	–	–	–	–	–	–	15	–	3.1	36	–	2	2	7	2	–
308	86	–	–	47	6	19	–	13	–	–	–	–	–	–	19	–	4.6	50	–	6	6	1	5	–
309	6	–	–	67	–	1	...	...	...	...	...	...	...	–	...	...	...	...	–	...	...	...	...	...
311	223	–	–	52	5	47	1	10	–	–	–	–	–	–	47	1	4.4	45	–	21	20	–	21	–
312	105	–	–	60	2	17	–	5	–	–	–	–	–	–	17	–	4.5	47	–	12	12	–	4	–
313	92	–	–	41	13	25	10	25	–	18	4	4.2	7100	–	4	...	...	...	–	9	6	4	2	–
314	80	–	–	66	4	12	3	11	–	6	2	3.5	6600	–	6	1	3.7	...	–	9	7	–	1	–
315	64	–	–	55	6	11	1	11	–	10	1	3.8	4300	–	1	...	...	...	–	6	5	1	2	–
316	41	–	–	61	7	8	–	8	–	7	–	4.7	5800	–	1	...	...	...	–	4	4	1	–	–
317	27	–	–	41	15	9	–	8	–	7	–	4.4	5800	–	2	...	...	...	–	2	2	3	–	–
318	47	–	–	55	9	10	2	10	–	6	1	5.0	5300	–	3	...	...	...	–	5	3	1	3	–
319	46	–	–	39	7	12	–	12	–	10	–	4.7	6900	–	2	...	...	...	–	3	3	–	2	–
320	48	–	–	46	6	12	–	11	–	7	–	4.4	7900	–	4	...	...	...	–	5	5	1	1	–
321	18	–	–	33	11	7	–	7	–	2	...	...	...	–	4	...	...	...	–	1	1	–	–	–
322	69	–	–	45	12	16	4	16	–	7	–	4.0	5400	–	7	2	3.3	39	–	10	8	–	1	–
323	50	–	–	40	10	13	1	13	–	7	–	4.6	5800	–	5	1	4.4	...	–	3	3	1	1	–
324	54	–	–	54	2	13	3	11	–	11	2	4.5	7000	–	2	...	...	...	–	6	4	1	3	–
325	20	–	–	25	30	7	5	7	–	4	...	...	...	–	3	...	...	...	–	1	–	2	3	–
326	43	–	–	54	7	6	2	6	–	4	...	...	...	–	2	...	...	...	–	5	3	–	2	–
327	97	–	9	44	7	18	12	18	–	16	10	3.9	6300	–	1	...	...	...	–	9	3	2	1	–
328	23	–	–	61	9	5	2	5	–	4	...	...	...	–	1	...	...	...	–	2	1	–	2	–
329	43	–	–	47	9	10	10	9	–	7	7	3.6	4400	–	3	...	...	...	–	5	–	1	–	–
14	3450	–	–	45	9	834	167	733	2	592	98	4.3	7200	–	203	57	3.6	47	–	313	236	95	123	5
104	107	–	–	40	6	24	6	23	–	17	3	4.4	7500	–	7	3	3.6	...	–	12	8	1	3	1
105	5	–	–	–	20	2	...	...	...	...	...	...	...	–	...	...	...	...	–	...	...	...	...	...
106	50	–	–	54	10	9	1	9	–	8	1	5.1	5500	–	–	–	–	–	–	5	5	–	–	–
107	77	–	–	55	7	14	4	14	–	13	4	4.8	8900	–	–	–	–	–	–	7	3	–	4	–
108	45	–	–	38	9	11	1	10	–	9	1	3.9	5200	–	2	...	...	...	–	5	5	1	1	1
109	71	–	–	52	9	16	2	16	–	13	–	4.2	6600	–	3	...	...	...	–	5	4	2	2	1
110	50	–	–	62	12	10	2	10	–	7	1	4.9	8000	–	2	...	...	...	–	4	2	–	2	–
111	58	–	–	45	16	12	5	12	–	8	1	4.3	7400	–	1	...	...	...	–	6	4	–	1	–
112	17	–	–	47	–	5	–	4	–	5	–	5.0	...	–	–	–	–	–	–	–	–	1	–	–
113	24	–	–	42	–	4	...	...	...	...	...	...	...	–	...	...	...	...	–	...	...	...	...	...
114	18	–	–	39	6	3	...	...	...	...	...	...	...	–	...	...	...	...	–	...	...	...	...	...
115	26	–	–	39	19	11	3	3	–	9	2	3.6	...	–	2	...	...	...	–	2	1	4	3	–
116	57	–	–	47	12	12	2	12	–	8	1	4.6	9400	–	4	...	...	...	–	5	4	1	5	–
117	24	–	–	42	13	6	–	6	–	5	–	3.4	9200	–	1	...	...	...	–	4	4	1	–	–
118	43	–	–	42	–	13	–	11	–	10	–	4.4	8700	–	2	...	...	...	–	3	3	1	2	–
119	45	–	–	53	4	11	4	9	–	5	–	5.0	...	–	4	...	...	...	–	4	1	–	3	–
120	32	–	–	53	9	9	–	9	–	6	–	4.2	9800	–	3	...	...	...	–	3	3	2	4	–
121#	66	–	–	42	8	16	–	16	–	9	–	4.4	7000	–	7	–	4.1	61	–	4	4	2	2	1
122	18	–	–	39	6	4	...	...	...	...	...	...	...	–	...	...	...	...	–	...	...	...	...	...
123	25	–	–	32	8	9	1	9	–	6	–	4.2	6600	–	2	...	...	...	–	–	–	–	3	–
124	32	–	–	44	22	9	3	8	–	7	2	3.3	4900	–	1	...	...	...	–	3	2	1	1	–
125	54	–	–	57	4	10	–	10	–	8	–	4.0	6500	–	2	...	...	...	–	5	5	–	4	–
126	8	–	–	50	13	2	...	...	...	...	...	...	...	–	...	...	...	...	–	...	...	...	...	...
128	112	5	–	29	7	51	1	2	–	42	–	4.0	...	2	9	1	3.4	52	–	3	3	20	3	–
135	72	–	–	50	10	15	4	15	–	9	1	5.1	7800	–	4	...	...	...	–	6	4	1	4	1
136	–	–	–	–	–	1	...	...	...	...	...	...	...	–	...	...	...	...	–	...	...	...	...	...
137	45	–	–	47	4	9	1	8	–	5	1	3.8	...	–	4	...	...	...	–	4	3	1	2	–
138	17	–	–	35	6	3	...	...	...	...	...	...	...	–	...	...	...	...	–	...	...	...	...	...
139	110	–	–	58	5	18	1	17	–	12	1	4.4	7300	–	4	...	...	...	–	12	12	2	1	–
140	34	–	–	35	3	6	1	6	–	4	...	...	...	–	2	...	...	...	–	3	2	–	1	–
141	32	–	–	47	6	9	2	9	–	6	2	3.7	8300	–	3	...	...	...	–	3	3	2	3	–
203	13	–	–	39	8	2	...	...	...	...	...	...	...	–	...	...	...	...	–	...	...	...	...	...
204	22	–	–	14	36	7	–	7	–	7	–	5.6	10900	–	–	–	–	–	–	1	1	2	–	–
205	68	–	–	49	13	16	6	14	–	9	1	4.2	6700	–	5	5	2.2	27	–	8	4	–	1	–
206	72	–	–	49	8	19	5	17	–	10	3	4.0	7200	–	8	2	2.8	31	–	10	7	5	–	–
207	2	...	...	...	...	2	...	...	...	...	...	...	...	...	...	...	...	...	...	...	...	...	...	...
208	10	–	–	30	10	4	...	...	...	...	...	...	...	–	...	...	...	...	–	...	...	...	...	...
210	35	–	–	26	20	15	–	5	–	7	–	4.3	...	–	8	–	3.8	115	–	2	2	4	–	–
211	51	–	–	45	10	12	1	11	–	11	–	4.3	6200	–	1	...	...	...	–	6	5	1	3	–
212	34	–	–	41	12	8	–	7	–	8	–	5.0	8300	–	–	–	–	–	–	3	3	1	2	–
213	64	–	–	42	14	14	4	14	–	12	4	4.4	8300	–	2	...	...	...	–	4	3	2	3	–
214	25	–	–	20	32	9	1	9	–	7	1	3.7	5000	–	1	...	...	...	–	2	2	1	1	–
215	12	–	–	25	42	6	–	6	–	3	...	...	...	–	2	...	...	...	–	–	–	2	1	–
216	18	–	–	44	6	4	...	...	...	...	...	...	...	–	...	...	...	...	–	...	...	...	...	...
217	6	–	–	33	33	2	...	...	...	...	...	...	...	–	...	...	...	...	–	...	...	...	...	...
218	11	–	–	27	9	4	...	...	...	...	...	...	...	–	...	...	...	...	–	...	...	...	...	...
219	13	–	–	–	46	6	1	5	1	4	...	...	...	–	2	...	...	...	–	–	–	1	–	–
220	14	–	–	36	–	2	...	...	...	...	...	...	...	–	...	...	...	...	–	...	...	...	...	...
221	35	–	–	34	3	10	2	8	–	9	2	4.0	8200	–	–	–	–	–	–	3	3	–	3	–
222	74	–	–	53	7	16	–	15	–	12	–	4.8	7800	–	4	...	...	...	–	7	7	2	5	–
223	48	–	–	44	6	10	3	9	–	9	2	4.3	8000	–	1	...	...	...	–	6	3	–	1	–
224	39	–	–	36	13	10	–	10	–	8	–	4.0	9000	–	1	...	...	...	–	3	3	–	–	–
225	30	–	–	43	10	10	5	10	–	6	2	3.7	5700	–	4	...	...	...	–	4	1	2	4	–
226	46	–	–	24	11	12	2	11	–	9	2	4.2	5800	–	2	...	...	...	–	3	2	2	3	–
227	22	–	–	36	18	9	2	9	–	6	–	4.7	4800	–	2	...	...	...	–	2	1	2	1	–
228	61	–	–	48	7	14	8	12	–	5	2	3.4	6700	–	8	6	3.3	41	–	8	3	–	2	–
229	33	–	–	49	9	6	–	6	–	3	...	...	...	–	3	...	...	...	–	4	4	–	1	–
230	39	–	–	33	18	12	7	12	–	11	6	3.6	3800	–	1	...	...	...	–	2	1	3	–	–
301	51	–	–	47	8	12	1	11	–	9	1	4.2	8400	–	3	...	...	...	–	4	4	1	2	–
302	35	–	–	49	6	9	1	9	–	7	1	4.6	6900	–	1	...	...	...	–	3	3	1	3	–
303	40	–	–	35	10	15	3	15	–	10	1	4.5	7700	–	3	...	...	...	–	2	2	3	2	–
304	44	–	–	43	11	12	–	12	–	8	–	4.4	6400	–	4	...	...	...	–	5	5	1	1	–
305	16	–	–	38	–	4	...	...	...	...	...	...	...	–	...	...	...	...	–	...	...	...	...	...
306	6	–	–	–	67	3	...	...	...	...	...	...	...	–	...	...	...	...	–	...	...	...	...	...
308	17	–	–	77	–	2	...	...	...	...	...	...	...	–	...	...	...	...	–	...	...	...	...	...

[Data exclude vacant seasonal and vacant migratory housing units. For minimum base for derived figures (percent, average, etc.) and meaning of symbols, see text]

Blocks Within Census Tracts	Total population	Percent of total population: Negro	In group quarters	Under 18 years	62 years and over	Year-round housing units: Total	Lacking some or all plumbing facilities	Units in—: One-unit structures	Structures of 10 or more units	Occupied housing units: Owner: Total	Lacking some or all plumbing facilities	Average number of rooms	Average value (dollars)	Percent Negro	Renter: Total	Lacking some or all plumbing facilities	Average number of rooms	Average contract rent (dollars)	Percent Negro	1.01 or more persons per room: Total	With all plumbing facilities	One-person households	With female head of family	With roomers, boarders, or lodgers
309	22	–	–	64	9	4	...	...	...	...	...	...	...	–	...	...	...	...	–	...	...	...	...	...
311	21	–	–	57	–	4	...	...	...	...	...	...	...	–	...	...	...	...	–	...	...	...	...	...
312	11	–	–	64	–	2	...	...	...	...	...	...	...	–	...	...	...	...	–	...	...	...	...	...
313	17	–	–	47	6	3	...	...	...	...	...	...	...	–	...	...	...	...	–	...	...	...	...	...
314	66	–	–	49	–	14	8	14	–	13	7	4.1	5500	–	–	–	–	–	–	7	2	–	1	–
315	72	–	–	53	1	13	6	13	–	12	6	4.3	6300	–	1	...	...	...	–	8	5	–	2	–
316	15	–	–	47	7	3	...	...	...	...	...	...	...	–	...	...	...	...	–	...	...	...	...	...
317	46	–	–	39	9	10	6	9	–	7	4	4.1	6100	–	3	...	...	...	–	4	1	–	–	–
318	51	–	–	43	14	11	2	11	–	9	–	4.3	4700	–	2	...	...	...	–	5	4	2	1	–
319#	33	–	–	52	9	8	5	8	–	3	...	...	...	–	5	4	3.2	29	–	4	2	1	2	–
320	47	–	–	55	6	11	2	11	–	4	...	...	...	–	4	...	...	...	–	5	3	–	1	–
321	11	–	–	55	9	2	...	...	...	...	...	...	...	–	...	...	...	...	–	...	...	...	...	...
322	92	–	–	52	3	19	3	16	–	9	2	4.6	5800	–	9	–	4.6	51	–	10	10	1	2	–
323	29	–	–	41	14	10	3	10	–	5	3	3.4	3500	–	4	...	...	...	–	2	2	2	–	–
324	41	–	–	39	12	9	3	9	–	7	2	4.0	5700	–	1	...	...	...	–	5	3	–	2	–
325	18	–	–	56	6	4	...	...	...	...	...	...	...	–	...	...	...	...	–	...	...	...	...	...
326	8	–	–	25	13	3	...	...	...	...	...	...	...	–	...	...	...	...	–	...	...	...	...	...
327	47	–	–	40	13	10	4	10	–	7	1	3.9	4700	–	3	...	...	...	–	6	3	–	3	–
328	57	–	–	65	2	11	1	11	–	5	–	4.6	7800	–	5	–	4.6	57	–	6	6	1	3	–
329	54	–	–	52	2	11	–	11	–	7	–	4.7	6500	–	4	...	...	...	–	7	7	1	2	–
330	43	–	–	58	2	7	2	7	–	6	1	4.5	8300	–	–	–	–	–	–	4	3	–	–	–
331	42	–	–	50	2	7	1	7	–	5	1	5.2	6100	–	2	...	...	...	–	4	4	1	1	–
332	10	–	–	40	10	3	...	...	...	...	...	...	...	–	...	...	...	...	–	...	...	...	...	...
334	20	–	–	35	10	5	3	5	–	5	3	4.0	...	–	–	–	–	–	–	1	1	–	–	–
336	37	–	–	35	16	7	–	7	–	5	–	4.6	4600	–	2	...	...	...	–	4	4	–	1	–
337	60	–	–	43	5	11	3	11	–	8	2	5.0	8700	–	3	...	...	...	–	5	4	1	–	–
15	3787	1	–	46	6	1015	222	902	61	594	123	4.4	9300	–	317	58	3.8	98	2	307	213	83	104	2
101	44	–	–	59	–	11	2	11	–	8	–	6.1	21900	–	1	...	...	...	–	3	3	–	1	–
102	93	–	–	41	2	28	1	28	–	24	–	5.2	17100	–	3	...	...	...	–	–	–	2	–	–
103	141	–	–	56	1	31	–	31	–	27	–	5.4	17700	–	2	...	...	...	–	7	7	–	3	–
104	118	–	–	53	1	27	1	27	–	21	1	4.7	13900	–	6	–	5.3	114	–	7	7	1	1	–
106	157	–	–	52	2	34	–	34	–	34	–	5.0	17300	–	–	–	–	–	–	10	10	–	–	–
107	149	3	–	54	2	33	1	33	–	28	1	5.1	17300	–	4	...	...	...	...	9	9	–	2	–
108	90	3	–	24	–	36	1	13	9	4	...	...	...	...	31	–	3.5	146	3	1	1	4	1	–
109	89	2	–	39	3	27	–	17	9	12	–	4.7	9600	–	13	–	4.6	160	–	3	3	–	1	–
110	41	–	–	66	2	9	9	9	–	6	6	3.5	4400	–	2	...	...	...	–	5	–	3	1	–
111	3	...	...	...	...	1	...	...	...	...	...	...	...	...	...	...	...	...	...	...	...	...	...	...
112	57	12	–	49	4	12	6	11	–	6	4	3.3	5700	–	5	2	3.6	...	40	8	3	–	–	–
113	42	–	–	57	10	9	5	9	–	6	3	3.8	6600	–	2	...	...	...	–	5	3	2	–	–
114	30	–	–	63	3	5	3	5	–	4	...	...	...	–	1	...	...	...	–	4	2	–	–	–
115	28	–	–	39	14	6	1	6	–	5	1	3.8	3500	–	1	...	...	...	–	3	2	1	1	–
116	94	–	–	50	5	19	3	19	–	15	2	4.4	4400	–	2	...	...	...	–	8	7	2	1	–
117	61	–	–	57	–	12	2	12	–	7	–	4.6	7400	–	3	...	...	...	–	6	6	–	1	–
118	24	–	–	42	21	5	3	5	–	3	...	...	...	–	2	...	...	...	–	3	1	1	2	–
119	25	–	–	44	16	4	...	...	...	...	...	...	...	–	...	...	...	...	–	...	...	...	...	...
120	42	–	–	45	17	13	4	12	–	8	2	3.1	5000	–	5	2	3.2	...	–	5	3	1	4	–
122	22	–	–	41	–	6	3	5	1	3	...	...	...	–	3	...	...	...	–	3	1	–	–	–
123	60	–	–	30	–	23	–	5	11	–	–	–	–	–	22	–	4.1	132	–	1	1	–	2	1
124	17	–	–	29	6	5	–	5	–	2	...	...	...	–	2	...	...	...	–	...	...	...	...	...
125	107	–	–	29	–	39	–	16	21	8	–	4.5	11300	–	28	–	4.1	153	–	3	3	1	–	1
126	81	–	–	30	3	26	–	12	9	7	–	4.9	12100	–	19	–	4.6	155	–	4	4	–	1	–
127	36	–	–	31	8	10	–	10	–	8	–	5.1	9100	–	2	...	...	...	–	1	1	–	1	–
128	8	–	–	25	38	4	...	...	...	...	...	...	...	–	...	...	...	...	–	...	...	...	...	...
129	5	–	–	60	–	1	...	...	...	...	...	...	...	–	...	...	...	...	–	...	...	...	...	...
130	11	–	–	82	–	1	...	...	...	...	...	...	...	–	...	...	...	...	–	...	...	...	...	...
133#	109	–	–	47	7	24	1	24	–	14	1	4.3	9300	–	9	–	4.1	60	–	10	10	1	5	–
134	20	–	–	30	5	6	–	6	–	6	–	5.0	10000	–	–	–	–	–	–	2	2	2	–	–
135	49	–	–	63	–	9	1	8	–	6	1	4.5	8200	–	3	...	...	...	–	6	5	–	–	–
136	12	–	–	50	8	3	...	...	...	...	...	...	...	–	...	...	...	...	–	...	...	...	...	...
137	58	–	–	29	10	15	1	14	–	13	1	4.5	11800	–	2	...	...	...	–	5	4	–	1	–
138	39	–	–	28	15	15	5	13	–	6	2	3.8	5300	–	7	1	3.4	59	–	2	2	3	1	–
139	32	–	–	31	9	11	7	11	–	9	5	4.0	13100	–	1	...	...	...	–	2	1	2	4	–
140	10	–	–	40	30	4	...	...	...	...	...	...	...	–	...	...	...	...	–	...	...	...	...	...
141	54	–	–	52	6	12	3	12	–	9	1	4.2	5200	–	2	...	...	...	–	7	5	–	4	–
142	32	–	–	38	16	10	3	10	–	7	–	4.4	6600	–	2	...	...	...	–	2	2	2	1	–
201	49	–	–	55	6	9	3	9	–	5	1	4.8	7700	–	3	...	...	...	–	4	3	–	1	–
202	39	–	–	51	8	11	4	10	–	5	1	4.0	5600	–	5	2	3.8	52	–	5	4	2	1	–
203	37	–	–	38	–	13	–	10	–	3	...	...	...	–	9	–	4.0	107	–	3	3	2	1	–
204	46	4	–	37	2	23	–	20	1	5	–	4.2	10700	–	12	–	2.7	93	8	4	4	5	3	–
205	46	–	–	54	–	9	4	9	–	6	2	3.7	4800	–	2	...	...	...	–	5	3	–	1	–
206	54	–	–	56	2	13	6	13	–	7	2	4.4	5400	–	3	...	...	...	–	5	3	–	4	–
207	58	–	–	64	2	9	3	9	–	8	2	4.3	4800	–	1	...	...	...	–	5	3	1	–	–
208	47	–	–	51	2	12	–	12	–	6	–	4.5	12500	–	5	–	4.6	100	–	4	4	–	2	–
209	48	–	–	42	–	16	1	14	–	6	1	4.2	7800	–	10	–	4.3	101	–	1	1	3	2	–
210	36	–	–	44	11	9	2	9	–	7	–	4.6	6500	–	1	...	...	...	–	4	4	2	–	–
211	51	–	–	33	22	17	2	17	–	11	–	4.8	4700	–	4	...	...	...	–	2	2	3	2	–
212	56	–	–	52	–	13	5	13	–	8	3	3.6	5500	–	4	...	...	...	–	6	3	1	1	–
213	62	–	–	61	2	9	4	9	–	9	4	3.7	4700	–	–	–	–	–	–	8	4	–	–	–
214	17	–	–	41	18	7	5	7	–	3	...	...	...	–	3	...	...	...	–	2	2	2	1	–
215	43	–	–	56	2	12	11	12	–	8	7	3.5	4500	–	2	...	...	...	–	6	–	2	–	–
216	19	–	–	58	–	4	...	...	...	...	...	...	...	–	...	...	...	...	–	...	...	...	...	...
217	21	–	–	38	24	8	6	7	–	4	...	...	...	–	3	...	...	...	–	2	–	2	2	–
218	26	–	–	35	–	5	3	5	–	2	...	...	...	–	3	...	...	...	–	3	1	1	1	–
219	34	–	–	47	12	11	6	11	–	7	4	3.4	3900	–	4	...	...	...	–	3	1	5	2	–
220	49	–	–	57	6	7	3	7	–	5	2	4.8	5100	–	2	...	...	...	–	4	3	1	1	–
221	8	–	–	50	–	2	...	...	...	...	...	...	...	–	...	...	...	...	–	...	...	...	...	...
222	53	–	–	47	17	13	6	13	–	12	6	4.2	3900	–	1	...	...	...	–	5	2	1	2	–
224	136	–	–	51	12	32	18	32	–	24	13	3.5	4600	–	6	3	3.0	37	–	18	6	2	5	–
225	95	–	–	50	4	19	6	19	–	8	1	4.8	7100	–	8	2	3.8	30	–	10	9	1	2	–

Table 2. **Characteristics of Housing Units and Population, by Blocks: 1970**—Con.

Webb County, Tex.

[Data exclude vacant seasonal and vacant migratory housing units. For minimum base for derived figures (percent, average, etc.) and meaning of symbols, see text]

Blocks Within Census Tracts	Total population	Percent of total population				Year-round housing units				Occupied housing units													
								Units in—		Owner					Renter					1.01 or more persons per room				
	Total population	Negro	In group quarters	Under 18 years	62 years and over	Total	Lacking some or all plumbing facilities	One-unit structures	Structures of 10 or more units	Total	Lacking some or all plumbing facilities	Average number of rooms	Average value (dollars)	Percent Negro	Total	Lacking some or all plumbing facilities	Average number of rooms	Average contract rent (dollars)	Percent Negro	Total	With all plumbing facilities	One-person households	With female head of family	With roomers, boarders, or lodgers
226	50	–	–	46	4	15	6	10	–	6	–	4.5	6100	–	7	5	2.6	36	–	6	2	1	3	–
227	24	–	–	33	21	8	1	8	–	3	...	...	...	–	4	...	...	...	–	2	2	2	1	–
228	35	–	–	34	14	13	2	12	–	9	1	4.6	10000	–	3	...	...	...	–	2	1	–	5	–
229	66	–	–	33	17	19	7	19	–	12	3	5.0	4800	–	4	...	...	...	–	7	4	–	4	–
230	36	–	–	47	8	7	3	6	–	5	2	3.8	3500	–	2	...	...	...	–	4	2	2	1	–
231	44	–	–	39	9	13	2	13	–	5	1	4.4	11000	–	7	–	3.6	63	–	3	3	2	1	–
232	57	–	–	40	14	14	7	14	–	10	3	4.3	6100	–	2	...	...	...	–	4	3	2	4	–
233	58	–	–	55	9	15	7	15	–	12	6	3.8	4600	–	1	...	...	...	–	4	2	1	3	–
234	32	–	–	53	13	8	3	8	–	7	3	3.9	4700	–	1	...	...	...	–	3	2	3	–	–
235	62	–	–	47	13	14	5	14	–	12	3	3.8	4800	–	1	...	...	...	–	5	4	1	–	–
236	41	–	–	51	7	10	7	10	–	4	...	...	...	–	5	5	2.2	...	–	5	1	1	–	–
237	50	–	–	54	12	11	2	11	–	11	2	4.7	10600	–	–	–	–	–	–	5	5	1	2	–
240	12	–	–	–	100	39	–	39	–	3	...	...	...	–	–	–	–	–	–	...	...	...	...	...
16	2868	8	32	34	–	482	2	121	–	2	...	...	...	...	480	2	5.0	98	6	60	60	2	2	–
901	2868	8	32	34	–	482	2	121	–	2	...	...	...	...	480	2	5.0	98	6	60	60	2	2	–
17.01	2028	1	–	46	3	554	24	456	16	408	6	5.8	22700	1	113	16	4.6	140	3	65	58	62	19	2
101	45	–	–	44	–	11	–	11	–	8	–	5.8	22500	–	2	...	...	...	–	2	2	–	–	–
102	150	–	–	54	–	34	–	34	–	28	–	5.8	19900	–	5	–	6.8	...	–	4	4	–	2	–
103	79	–	–	39	1	21	–	21	–	17	–	5.8	19300	–	1	...	...	...	–	1	1	–	–	–
104	110	–	–	47	1	26	–	26	–	20	–	6.1	16400	–	5	–	6.2	166	–	3	3	1	–	–
105	140	–	–	47	2	33	–	33	–	28	–	6.1	17100	–	4	...	...	...	–	5	5	–	1	–
106	83	–	–	49	1	21	–	21	–	18	–	5.8	18600	–	3	...	...	...	–	1	1	1	1	–
107	130	–	–	45	1	36	–	35	–	30	–	6.0	22400	–	3	...	...	...	–	1	1	–	2	1
108	49	–	–	53	4	12	–	12	–	12	–	6.4	23400	–	–	–	–	–	–	–	–	1	1	–
109	52	–	–	44	–	13	–	13	–	12	–	6.3	22500	–	1	...	...	...	–	–	–	–	1	–
110	58	–	–	53	3	12	–	12	–	11	–	5.5	19600	–	–	–	–	–	–	4	4	–	–	–
111	54	–	–	59	2	10	–	10	–	10	–	6.9	33000	–	–	–	–	–	–	2	2	–	–	–
112	44	–	–	55	2	9	–	9	–	9	–	7.0	31900	–	–	–	–	–	–	–	–	–	–	–
115	47	–	–	60	–	10	–	10	–	9	–	7.4	33900	–	–	–	–	–	–	1	1	–	–	–
116	21	–	–	62	–	4	...	...	...	...	...	...	...	–	...	...	...	...	–	...	...	...	...	...
117	52	–	–	54	–	12	–	12	–	11	–	6.0	30100	–	–	–	–	–	–	2	2	–	–	–
118	60	–	–	52	–	15	–	12	–	13	–	5.7	25600	–	1	...	...	...	–	1	1	–	1	–
119	34	–	–	59	–	10	–	9	–	4	...	...	...	–	3	...	...	...	–	3	3	1	–	–
121	27	–	–	52	19	6	–	6	–	4	...	...	...	–	2	...	...	...	–	2	2	–	1	–
122#	26	–	–	50	4	8	–	8	–	2	...	...	...	–	5	–	6.4	90	–	–	–	1	–	–
123	90	–	–	43	1	27	1	11	–	25	1	4.6	8900	–	2	...	...	...	–	6	6	7	1	–
124	177	5	–	35	2	61	–	14	–	53	–	4.2	9400	2	8	–	4.5	123	13	6	6	9	1	–
125	22	–	–	32	–	9	3	8	–	6	–	5.7	...	–	3	...	...	...	–	1	1	6	–	–
126	2	...	...	...	...	2	...	...	...	...	...	...	...	...	...	...	...	...	...	...	...	...	...	...
127	26	4	–	15	19	13	2	13	–	11	2	5.2	14200	9	–	–	–	–	–	2	2	6	–	–
128	17	–	–	41	6	5	–	3	–	3	...	...	...	–	1	...	...	...	–	...	...	...	...	...
130	14	–	–	43	–	7	–	1	–	1	...	...	...	–	4	...	...	...	–	1	1	2	–	–
131	61	–	–	57	3	13	1	13	–	10	–	4.6	12700	–	2	...	...	...	–	5	4	3	2	–
132	6	–	–	50	17	2	...	...	...	...	...	...	...	–	...	...	...	...	–	...	...	...	...	...
138	9	–	–	44	22	4	...	...	...	...	...	...	...	–	...	...	...	...	–	...	...	...	...	...
139	3	...	...	...	...	2	...	...	...	...	...	...	...	...	...	...	...	...	...	...	...	...	...	...
903	116	2	–	39	3	42	5	26	14	2	...	...	...	...	39	5	4.1	59	5	5	3	9	4	–
905	25	–	–	32	20	8	7	8	–	1	...	...	...	–	5	4	3.2	...	–	3	–	1	–	1
913	199	–	–	42	4	56	3	54	–	40	–	7.1	37700	–	10	3	5.0	278	–	2	1	7	1	–
18	234	–	–	54	6	53	30	47	–	42	21	4.6	9500	–	8	6	3.1	48	–	18	7	5	9	2
901	151	–	–	55	3	30	13	25	–	26	11	5.0	13100	–	3	...	...	...	–	11	4	2	4	1
902	71	–	–	58	9	19	15	18	–	14	10	3.7	4100	–	3	...	...	...	–	7	3	2	4	–
903	12	–	–	25	33	4	...	...	...	...	...	...	...	–	...	...	...	...	–	...	...	...	...	...

☆ U. S. GOVERNMENT PRINTING OFFICE : 1971 461-799/1154

UNITED STATES
PARTMENT OF
MMERCE
UBLICATION

Block Statistics

LUBBOCK, TEX. URBANIZED AREA

HC(3)-236



S. DEPARTMENT
OF COMMERCE
BUREAU OF
THE CENSUS

U.S. DEPARTMENT OF COMMERCE

Maurice H. Stans, Secretary
James T. Lynn, Under Secretary
Harold C. Passer, Assistant Secretary for Economic Affairs

BUREAU OF THE CENSUS

George Hay Brown, Director
Conrad Taeuber, Associate Director
David L. Kaplan, 1970 Census Coordinator

HOUSING DIVISION
Arthur F. Young, Chief

ACKNOWLEDGMENTS — Many persons participated in the various activities of the 1970 census. Primary direction of the program was performed by **Conrad Taeuber**, Associate Director for Demographic Fields, assisted by **David L. Kaplan**, 1970 Census Coordinator, and in conjunction with **Joseph F. Daly**, Associate Director for Research and Development, **William I. Merkin**, Associate Director for Administration, **John W. H. Spencer**, Associate Director for Data Systems, and **Edwin D. Goldfield**, Assistant Director for Program Development.

This report was planned and written in the Housing Division under the supervision of **Arthur F. Young**, Chief, by **Aaron Josowitz**, Assistant Chief, **Nathan Krewer**, Chief, Coordination and Research Branch, and **Paul F. Coe**.

The Statistical Methods Division was largely responsible for developing new procedures to obtain a more accurate count of housing units. This work was supervised by **Joseph Waksberg**, Division Chief, **Morton Boisen** and **Walter M. Perkins**, Assistant Division Chiefs, and **Barnett Denton** and **Charles D. Jones**.

Geographic plans and procedures were developed in the Geography Division under the supervision of **William T. Fay**, Chief, and **Robert C. Klove** and **Gerald J. Post**, Assistant Division Chiefs, with the assistance of **Robert E. Durland**, **Margery H. Eliot**, and **Jacob Silver**.

Data collection activities were administered by the Field Division, **Paul R. Squires**, Chief, and **Richard C. Burt** and **Dean H. Weber**, Assistant Division Chiefs, with the assistance of **John Kuntz** and **Stanley Matchett**, as well as the directors of the Bureau's regional offices.

Systems and processing procedures were developed in the Systems Division, **Sol Dolleck**, Chief, under the direction of **Morris Gorinson**, Assistant Division Chief. **Florence Wright** assisted by **Orville M. Slye**, was responsible for the clerical procedures and **Roger O. Lepage**, assisted by **John Murphy, Jr.**, **C. Eden Moody**, and **Judith E. Jones**, was responsible for the computer programing.

The manual processing and microfilming of the questionnaires were performed in the Jeffersonville Census Operations Division, under the supervision of **Joseph F. Arbena**, Chief, and **Robert L. Hagan**, Population and Housing Census Operations Manager, assisted by **Charles L. Adams** and **John C. Campbell**. **William L. Pangburn** supervised the microfilming operation.

FOSDIC and computer processing were performed in the Processing Division under the supervision of **M. Douglas Fahey**, Chief, and **E. Richard Bourdon** and **James W. Shores**, Assistant Division Chiefs. Development of the automatic microfilming equipment was directed by **Anthony A. Berlinsky**.

Publications planning, editing, and printing were performed in the Administrative and Publications Services Division, **Cecil B. Matthews**, Chief, under the direction of **Raymond J. Koski**, **John F. Lanham, Jr.**, and **Gerald A. Mann**.

Robert B. Voight, Special Assistant in the Office of the Director, and **Sherry L. Courtland** made many important contributions to the planning and coordination of the 1970 census program.

SUGGESTED CITATION

U.S. Bureau of the Census
Census of Housing: 1970
BLOCK STATISTICS
Final Report HC(3)-236 Lubbock, Tex.
Urbanized Area

U.S. Government Printing Office
Washington, D.C., 1971

For sale by the
Superintendent of Documents
U.S. Government Printing Office
Washington, D.C. 20402, or any
Department of Commerce Field Office.

Price $1.50

HC(3)-236

1970 CENSUS OF HOUSING

Block Statistics

LUBBOCK, TEX. URBANIZED AREA

Issued September 1971

CONTENTS

	Page
List of HC(3) Block Statistics Reports	II
Introduction	IV
Facsimiles of Questionnaire Page and Respondent Instructions	X

TABLES

1	Characteristics of Housing Units and Population, for Places of 2,500 Inhabitants or More: 1970	TEX.–1
2	Characteristics of Housing Units and Population, by Blocks: 1970	TEX.–2

Maps identifying the blocks covered herein are included in or accompany this report.

LIST OF HC (3) BLOCK STATISTICS REPORTS

The specific names listed below each State refer to urbanized areas; "Selected Areas" refer to other areas of the State which have contracted with the Census Bureau to provide block statistics.

Report number	Area
	ALABAMA
1	Birmingham
2	Gadsden
3	Huntsville
4	Mobile
5	Montgomery
6	Tuscaloosa
7	Selected Areas
	ALASKA
8	Selected Areas
	ARIZONA
9	Phoenix
10	Tucson
11	Selected Areas
	ARKANSAS
12	Fort Smith
13	Little Rock-North Little Rock
14	Pine Bluff
15	Selected Areas
	CALIFORNIA
16	Bakersfield
17	Fresno
18	Los Angeles-Long Beach
19	Oxnard-Ventura-Thousand Oaks
20	Sacramento
21	Salinas
22	San Bernardino-Riverside
23	San Diego
24	San Francisco-Oakland
25	San Jose
26	Santa Barbara
27	Simi Valley
28	Stockton
29	Selected Areas
	COLORADO
30	Colorado Springs
31	Denver
32	Pueblo
33	Selected Areas
	CONNECTICUT
34	Bridgeport
35	Bristol
36	Hartford
37	Meriden
38	New Britain
39	New Haven
40	Norwalk
41	Stamford
42	Waterbury
	DELAWARE
43	Wilmington
	DISTRICT OF COLUMBIA
44	Washington
	FLORIDA
45	Fort Lauderdale-Hollywood
46	Jacksonville
47	Miami
48	Orlando
49	Pensacola
50	St. Petersburg
51	Tallahassee
52	Tampa
53	West Palm Beach
54	Selected Areas
	GEORGIA
55	Albany
56	Atlanta
57	Augusta
58	Columbus
59	Macon
60	Savannah
61	Selected Areas
	HAWAII
62	Honolulu
63	Selected Areas
	IDAHO
64	Boise City
	ILLINOIS
65	Aurora-Elgin
66	Bloomington-Normal
67	Champaign-Urbana
68	Chicago-Northwestern Indiana
69	Decatur
70	Joliet
71	Peoria
72	Rockford
73	Springfield
74	Selected Areas
	INDIANA
75	Anderson
76	Evansville
77	Fort Wayne
78	Indianapolis
79	Lafayette-West Lafayette
80	Muncie
81	South Bend
82	Terre Haute
83	Selected Areas
	IOWA
84	Cedar Rapids
85	Davenport-Rock Island-Moline
86	Des Moines
87	Dubuque
88	Sioux City
89	Waterloo
90	Selected Areas
	KANSAS
91	Topeka
92	Wichita
93	Selected Areas
	KENTUCKY
94	Lexington
95	Louisville
96	Selected Areas
	LOUISIANA
97	Baton Rouge
98	Lafayette
99	Lake Charles
100	Monroe
101	New Orleans
102	Shreveport
	MAINE
103	Lewiston-Auburn
104	Portland
105	Selected Areas
	MARYLAND
106	Baltimore
107	Selected Areas
	MASSACHUSETTS
108	Boston
109	Brockton
110	Fall River
111	Fitchburg-Leominster
112	Lawrence-Haverhill
113	Lowell
114	New Bedford
115	Pittsfield
116	Springfield-Chicopee-Holyoke
117	Worcester
	MICHIGAN
118	Ann Arbor
119	Bay City
120	Detroit
121	Flint
122	Grand Rapids
123	Jackson
124	Kalamazoo
125	Lansing
126	Muskegon-Muskegon Heights
127	Saginaw
128	Selected Areas
	MINNESOTA
129	Duluth-Superior
130	Minneapolis-St. Paul
131	Selected Areas
	MISSISSIPPI
132	Biloxi-Gulfport
133	Jackson
134	Selected Areas
	MISSOURI
135	Kansas City
136	St. Joseph
137	St. Louis
138	Springfield
139	Selected Areas

Report number	Area
	MONTANA
140	Billings
141	Great Falls
142	Selected Areas
	NEBRASKA
143	Lincoln
144	Omaha
145	Selected Areas
	NEVADA
146	Las Vegas
147	Reno
	NEW HAMPSHIRE
148	Manchester
149	Selected Areas
	NEW JERSEY
150	Atlantic City
151	Trenton
152	Vineland-Millville
153	Selected Areas
	NEW MEXICO
154	Albuquerque
155	Selected Areas
	NEW YORK
156	Albany-Schenectady-Troy
157	Binghamton
158	Buffalo
159	New York-Northeastern New Jersey
	Part 1 – New York City
	Part 2 – New York Portion Outside New York City
	Part 3 – Northeastern New Jersey
160	Rochester
161	Syracuse
162	Utica-Rome
163	Selected Areas
	NORTH CAROLINA
164	Asheville
165	Charlotte
166	Durham
167	Fayetteville
168	Greensboro
169	High Point
170	Raleigh
171	Wilmington
172	Winston-Salem
173	Selected Areas
	NORTH DAKOTA
174	Fargo-Moorhead
	OHIO
175	Akron
176	Canton
177	Cincinnati
178	Cleveland
179	Columbus
180	Dayton
181	Hamilton
182	Lima
183	Lorain-Elyria
184	Mansfield
185	Springfield
186	Steubenville-Weirton
187	Toledo
188	Youngstown-Warren
189	Selected Areas
	OKLAHOMA
190	Lawton
191	Oklahoma City
192	Tulsa
193	Selected Areas
	OREGON
194	Eugene
195	Portland
196	Salem
197	Selected Areas
	PENNSYLVANIA
198	Allentown-Bethlehem-Easton
199	Altoona
200	Erie
201	Harrisburg
202	Johnstown
203	Lancaster
204	Philadelphia
205	Pittsburgh
206	Reading
207	Scranton
208	Wilkes-Barre
209	York
210	Selected Areas
	RHODE ISLAND
211	Providence-Pawtucket-Warwick
	SOUTH CAROLINA
212	Charleston
213	Columbia
214	Greenville
215	Selected Areas
	SOUTH DAKOTA
216	Sioux Falls
217	Selected Areas
	TENNESSEE
218	Chattanooga
219	Knoxville
220	Memphis
221	Nashville-Davidson
222	Selected Areas
	TEXAS
223	Abilene
224	Amarillo
225	Austin
226	Beaumont
227	Brownsville
228	Corpus Christi
229	Dallas
230	El Paso
231	Fort Worth
232	Galveston
233	Harlingen-San Benito
234	Houston
235	Laredo
236	Lubbock
237	McAllen-Pharr-Edinburg
238	Midland
239	Odessa
240	Port Arthur
241	San Angelo
242	San Antonio
243	Sherman-Denison
244	Texarkana
245	Texas City-La Marque
246	Tyler
247	Waco
248	Wichita Falls
249	Selected Areas
	UTAH
250	Ogden
251	Provo-Orem
252	Salt Lake City
	VERMONT
253	Selected Areas
	VIRGINIA
254	Lynchburg
255	Newport News-Hampton
256	Norfolk-Portsmouth
257	Richmond
258	Roanoke
259	Selected Areas
	WASHINGTON
260	Seattle-Everett
261	Spokane
262	Tacoma
263	Selected Areas
	WEST VIRGINIA
264	Charleston
265	Huntington-Ashland
266	Wheeling
267	Selected Areas
	WISCONSIN
268	Green Bay
269	Kenosha
270	Madison
271	Milwaukee
272	Racine
273	Selected Areas
	WYOMING
274	Selected Areas
	PUERTO RICO
275	Mayagüez
276	Ponce
277	San Juan
278	Selected Areas

INTRODUCTION

GENERAL IV
Urbanized areas IV
Maps and block identification IV
Content of the tables V
Symbols V
Data collection procedures V
Processing procedures VI
DEFINITIONS AND EXPLANATIONS OF SUBJECT CHARACTERISTICS VI
Self-enumeration and census questionnaire VI
Comparability with 1960 data VI
Total population VII
Housing units and group quarters VII
Year-round housing units VII
Occupied housing units VII
Race VII
Tenure VIII
Plumbing facilities VIII
Units in structure VIII
Persons per room VIII
Average number of rooms VIII
Average value VIII
Average contract rent VIII
One-person households VIII
With female head of family VIII
With roomers, boarders, or lodgers IX
ACCURACY OF THE DATA IX
Editing IX
Block number check IX
FACSIMILES X
Questionnaire page showing 100-percent housing questions X
Respondent instructions for the 100-percent housing questions XI

GENERAL

This report presents statistics from the 1970 census, by blocks, on general characteristics of housing units and population. Legal provision for this census, conducted as of April 1, 1970, was made in the Act of Congress of August 31, 1954 (amended August 1957), which codified Title 13, United States Code.

This report series contains 278 reports (as listed on page II). Most of the reports (236) relate to a specific urbanized area, as well as to some nearby contiguous territory included for reasons explained below in the section on "Urbanized areas." The remaining reports (42) relate to other types of areas (e.g., smaller cities, counties, etc.) where local authorities contracted with the Census Bureau to collect, process, and publish the data on a block basis. In 1960, a similar contractual technique was utilized but the basic block statistics program was limited generally to cities of 50,000 inhabitants or more (i.e., the built-up fringes around the cities were not covered).

A major portion of the information compiled from the 1970 Census of Housing will appear in Volume I, **Housing Characteristics for States, Cities, and Counties.** For a description of Volume I, as well as other elements of the data dissemination program of the 1970 Population and Housing Census, see the "Publication and Computer Summary Tape Program" statement at the end of this report.

Urbanized areas.—An urbanized area consists of a central city, or cities, and surrounding closely settled territory. The central city must have reported a population of 50,000 or more in 1960, in a special census conducted by the Census Bureau since 1960, or in the 1970 census. Under certain circumstances, "twin cities" with a combined population of 50,000 or more form the basis of an urbanized area. More detailed information on the criteria used to designate urbanized areas and determine their boundaries appears in the 1970 Census of Housing HC(1)-A reports and the 1970 Census of Population PC(1)-A reports.

As suggested by the rules above, the urbanized areas ultimately used in the tabulations of the 1970 census could not be completely recognized or defined until the final population counts were available. Since the precise delineation and numbering of blocks is quite costly and is therefore done only for areas where block statistics will be prepared, a preliminary determination of each urbanized area was made prior to the actual enumeration. The preliminary boundaries were purposely drawn somewhat beyond the anticipated final boundaries because the information on density of settlement was not yet available. Thus, for virtually all urbanized areas, there is some immediately adjacent territory for which the information was collected on a block basis. Because the extra cost of tabulating and publishing the block data for this type of territory is comparatively minor, data for blocks outside urbanized areas appear in the reports for those areas. On the other hand, block data are generally not provided for urbanized areas which are recognized for the first time in 1970.

Maps and block identification.—The maps included with these reports identify the location and number of each block and the boundary and number of each census tract or block numbering area.

A block is usually a well-defined rectangular piece of land bounded by streets or roads. However, it may be irregular in shape or bounded by railroad tracks, streams, or other features. The block is the specific numbered area as shown on the map.

Census tracts are small areas into which large cities and metropolitan areas are divided for statistical purposes. Tract boundaries are established cooperatively by a local committee and the Bureau of the Census and are generally designed to achieve

some uniformity of population characteristics, economic status, and living conditions. Initially, the average tract had about 4,000 residents. Tract boundaries are established with the intention of being maintained over a long time so that comparisons may be made from census to census.

In untracted places, block numbering areas are used. They are established by arbitrarily dividing the city along major streets, railroads, or other physical boundaries to facilitate numbering the blocks in groups of fewer than 1,000. The boundaries of block numbering areas have no statistical significance but are merely for convenience in mapping and tabulating.

In numbering the blocks, a separate series is used for each census tract or block numbering area. Thus, the location of each block for which data are presented is determined by referring both to the block number and the census tract or block numbering area. In some cases, a city or other political boundary divides a block. The data shown are for the block represented by the land area as bounded and numbered on the block map.

The block number was assigned to each block on a map suitable for block numbering, prior to the enumeration. In some instances, the map was several years old and did not recognize construction of new streets or disappearance of others. Insofar as possible, the map was corrected for changes that were discovered prior to enumeration. In other cases, it was not feasible to make corrections. Hence the map does not always reflect the blocks as they existed on the ground at the time of the enumeration. For example, a block as shown on the map may have been divided into two blocks. The housing units in the newly subdivided blocks would be assigned the one block number shown on the map even though two blocks existed at the time of enumeration. On the other hand, two blocks as shown on the map may have been merged into one. In the enumeration, the intent was to identify which housing units were physically located in each of the two former blocks and assign the respective block number to each portion, even though only one block existed at the time of enumeration.

Content of the tables.—In the urbanized area block publication program, table 1 summarizes the statistics for each place of 2,500 inhabitants or more and table 2 contains the statistics for the individual blocks summarized to the tract or block numbering area. In the contract block program, one table provides statistics for individual blocks as well as summaries for each tract or block numbering area and each place or area.

In some instances, the blocked area excludes a part of a tract or excludes the rural portion of an extended city (a city having one or more large portions, usually at the boundary of the city, with relatively low population density). Therefore, the tract and place totals cover only the blocks included in this report.

Block identification, total population, and total year-round housing units are shown for every block containing living quarters. For some blocks, the table shows total population but no housing units because all the people live in group quarters. For other blocks, the table shows housing units but no population because all the units are vacant. Blocks (or tracts) with no year-round housing units and no population are shown on the map but do not appear in the tables.

Symbols.—Percents which round to less than 0.1 are not shown but indicated as zero. A dash "–" represents zero. Three dots " . . . " indicate that the data are being withheld to avoid disclosure of information for individual housing units, or that the base for an average, percentage, or ratio is too small for it to be shown. The symbol "#" next to a block number indicates that contract rent was allocated for 20 percent or more of the renter-occupied units. The dagger symbol (†) identifies blocks for which tabulations are not available because of processing errors. If there are any such blocks in the area covered by this report, population and housing unit counts for these blocks are presented on page XII; the summary figures for places and tracts (or block numbering areas) include data for these blocks; i.e., the totals contain the above-mentioned counts as well as imputed data for the various characteristics.

Data collection procedures. — The 1970 census was conducted primarily through self-enumeration. In 1960, self-enumeration was first introduced on a nationwide scale as a substitute for the traditional census direct interview.

A census questionnaire was delivered by postal carriers to every household several days before Census Day, April 1, 1970. This questionnaire contained certain explanatory information and was accompanied by an instruction sheet; in certain areas with comparatively large proportions of Spanish-speaking persons, a Spanish version of the instruction sheet was also enclosed.

In the larger metropolitan areas and some adjacent counties, altogether containing about three-fifths of the population of the United States, the household was requested to fill out and mail back the form on Census Day. Approximately 87 percent of the households did so. The mailed-back forms were reviewed by the census enumerator (or, in some lo-

calities, a census clerk) and if the form was determined to be incomplete or inconsistent, a followup was made. The bulk of these followups were made by telephone, the rest by personal visit. For the households which did not mail back their forms, a followup was also made, in almost all cases by personal visit and in the remainder by telephone. Vacant units were enumerated by personal visit.

For the remaining two-fifths of the population, the household was requested to fill out the form and give it to the enumerator when he called; approximately 80 percent did so. Incomplete and unfilled forms were completed by interview during the enumerator's visit.

Three types of questionnaires were used throughout the country: 80 percent of the households answered a form containing a limited number of population and housing questions, and the remainder, split into 15-percent and 5-percent samples, answered forms which contained these questions as well as a number of additional questions.

The subjects covered in this report are those which were collected on a 100-percent basis. That is, the questions for these subjects appeared on all three questionnaires, the 80-percent, 15-percent, and 5-percent forms.

Processing procedures.—The 1970 census questionnaires were specially designed to be processed by FOSDIC (Film Optical Sensing Device for Input to Computers). Respondents and enumerators (and for some few items, census clerks) marked the answers in predesignated positions which could be "read" by FOSDIC, from a microfilm copy of the questionnaire, onto computer magnetic tape.

The tape containing the information from the questionnaires was processed on the Census Bureau's computers through a number of editing and tabulation steps. One of the end results of this operation was a computer tape from which the tables in this report were prepared on a cathode-ray-tube phototypesetting machine at the Government Printing Office. Another end result was the summary tape which is available for purchase, as described in the "Publication and Computer Summary Tape Program" statement at the end of this report.

DEFINITIONS AND EXPLANATIONS OF SUBJECT CHARACTERISTICS

Self-enumeration and census questionnaire.—As stated in the introductory text of this report, the 1970 census was conducted primarily through self-enumeration. The response, therefore, was based principally on the questionnaire and its accompanying instruction sheet. Furthermore, census takers were instructed to read the questions directly from the questionnaire in their telephone and personal visit interviews. The questionnaire page containing the housing questions asked on a 100-percent basis and the page of the respondent instruction sheet which relates to these questions are reproduced on pages X and XI, respectively. The definitions and explanations given below for each subject are, to a considerable extent, drawn from various technical and procedural materials used in the collection of the data. This material helped the enumerative personnel to understand more fully the intent of each question and thus to resolve problems or unusual cases. Also included is certain explanatory information to assist the user in the proper utilization of the statistics.

Comparability with 1960 data.—Although the 1970 data are generally comparable with the data collected in 1960, certain changes have been introduced. The 1960 inquiry regarding owner occupancy has been subdivided to show a separate category for cooperatives and condominiums in 1970. The 1960 question on cooking equipment was broadened to cover "complete kitchen facilities" in 1970; i.e., an installed sink with piped water, a range or cookstove, and a mechanical refrigerator. On the other hand, the 1960 question on "condition of housing unit" (i.e., sound, deteriorating, or dilapidated) was eliminated because of serious problems with response reliability.

There have also been changes in the scope of some of the tabulations. Data on characteristics of housing units are limited in 1970 to year-round units because of the difficulty of obtaining reliable information for vacant units held for migratory labor or for seasonal occupancy. Moreover, the total counts of housing units given in this report for each block, tract or block numbering area, and place or area are limited to year-round housing units. (Counts of the total housing inventory, including vacant units held for migratory labor and seasonal occupancy, are given for census tracts in series PHC(1), and for States, cities, and counties in series HC(1)-A and HC(1)-B.)

The tabulations on value and contract rent refer to slightly different sets of housing units in 1970 than in 1960. Summarized generally, the difference is that the 1970 data exclude units on places of 10 acres or more whereas the 1960 data exclude units on farms; more specific information can be obtained by comparing the rent and value definitions in the present report with those in 1960 Census of Housing Volume I. Separate figures are shown in this report for occupied units with Negro head of household. In 1960, this type of tabulation related to the total of all

household heads other than white; Negro household heads constituted 95 percent of this total in 1960 for the Nation as a whole, but this proportion varied widely among areas.

Total population.—The total population is the count of all persons living in the block including those in group quarters. The population for each block is subdivided into the following groups expressed as percent of the total population: Negro, in group quarters, under 18 years, and 62 years and over.

In accordance with census practice dating back to 1790, each person enumerated in the 1970 census was counted as an inhabitant of his usual place of residence, which is generally construed to mean the place where he lives and sleeps most of the time. This place is not necessarily the same as his legal residence, voting residence, or domicile. In the vast majority of cases, however, the use of these different bases of classification would produce substantially the same statistics, although there may be appreciable differences for a few areas.

Implementation of this practice has resulted in the establishing of residence rules for certain categories of persons whose usual place of residence is not immediately clear. Furthermore, this practice means that persons were not always counted as residents of the place where they happened to be found by the census enumerators. Persons without a usual place of residence were, however, counted where they were enumerated. Detailed information on residence rules is given in the 1970 Census of Population PC(1)-A reports.

Housing units and group quarters.—All living quarters are classified in the census as either housing units or group quarters. Usually, living quarters are in structures intended for residential use (e.g., a one-family home, apartment house, hotel or motel, boarding house, mobile home or trailer, etc.). Living quarters may also be in structures intended for nonresidential use (e.g., the rooms in a warehouse where a watchman lives), as well as in tents, caves, old railroad cars, etc.

A housing unit is a house, an apartment, a group of rooms, or a single room occupied or intended for occupancy as separate living quarters. Separate living quarters are those in which the occupants do not live and eat with any other persons in the structure and which have either (1) direct access from the outside of the building or through a common hall or (2) complete kitchen facilities for the exclusive use of the occupants. The occupants may be a single family, one person living alone, two or more families living together, or any other group of related or nonrelated persons who share living arrangements (except as described in the next paragraph on group quarters). Both occupied and vacant housing units are included in the housing inventory, except that mobile homes, trailers, tents, etc. are included only if they are occupied.

Group quarters are living arrangements for institutional inmates or for other groups containing five or more persons not related to the person in charge. Group quarters are located most frequently in institutions, boarding houses, military barracks, college dormitories, fraternity and sorority houses, hospitals, monasteries, convents, and ships. A house or apartment is considered group quarters if it is shared by the person in charge and five or more persons unrelated to him, or if there is no person in charge, by six or more unrelated persons. Information on the housing characteristics of group quarters is not collected in the census.

Year-round housing units.—Data on housing characteristics in the 1970 census reports are limited to year-round housing units; i.e., all occupied units plus vacant units intended for year-round use. Vacant units intended for seasonal occupancy and vacant units held for migratory labor are excluded because it is difficult to obtain reliable information for them. In this report, the housing unit counts are also limited to year-round units. Counts of the total housing inventory, however, are given for census tracts in series PHC(1), and for States, cities, and counties in series HC(1)-A and HC(1)-B.

Occupied housing units.—A housing unit is classified as occupied if a person or group of persons is living in it at the time of enumeration or if the occupants are only temporarily absent, for example, on vacation. However, if the persons staying in the unit have their usual place of residence elsewhere, the unit is classified as vacant.

A count of vacant year-round units may be derived by subtracting the sum of owner- and renter-occupied from the total number of year-round units. The count of vacant year-round units thus obtained includes units for sale or rent, units sold or rented but not yet occupied by the new owner or renter, units held for the occasional use of the owner, and units held off the market for other reasons.

Race.—The classification by race shown for occupied housing units refers to the race of the head of the household occupying the unit. Units with Negro heads of household are shown separately as percentages of owner- and renter-occupied housing units. The concept of race as used by the Census Bureau does not denote clear-cut scientific definition of biological stock. Rather, the data repre-

sent essentially self-classification by people according to the race with which they identify themselves.

Tenure.—A housing unit is "owner occupied" if the owner or co-owner lives in the unit, even if it is mortgaged or not fully paid for. A cooperative or condominium unit is "owner occupied" only if the owner or co-owner lives in it. All other occupied units are classified as "renter occupied" including units rented for cash rent and those occupied without payment of cash rent.

Plumbing facilities. — The category "with all plumbing facilities" consists of units which have hot and cold piped water inside the structure as well as a flush toilet and a bathtub or shower inside the structure for exclusive use of the occupants of the unit. "Lacking some or all plumbing facilities" means that the unit does not have all three specified plumbing facilities (hot and cold piped water, as well as flush toilet and bathtub or shower inside the structure), or that the toilet or bathing facilities are also for the use of the occupants of other housing units.

Units in structure.—Statistics on the number of housing units in a structure are presented in terms of the number of units in one unit structures and in structures of 10 or more units. The data on units in 10-or-more-unit structures, however, are based on responses to the inquiry on number of units at the building address (item A on facsimile of questionnaire), and therefore, may be understated in blocks containing structures with two or more addresses.

Persons per room.—"Persons per room" is computed by dividing the number of persons in the unit by the number of rooms in the unit. The category "1.01 or more persons per room" indicates an average of more than one person to a room. The figures are shown separately for all occupied units and for occupied units with all plumbing facilities.

Average number of rooms.—Rooms to be counted include whole rooms used for living purposes, such as living rooms, dining rooms, kitchens, bedrooms, finished recreation rooms, family rooms, etc. Not counted as rooms are bathrooms, porches, balconies, foyers, halls, half-rooms, kitchenettes, strip or pullman kitchens, utility rooms, unfinished attics, basements, or other space used for storage.

The average number of rooms (arithmetic mean) was computed by dividing the sum of the rooms for each tenure group by the number of owner- or renter-occupied units, respectively. The questionnaire contained a terminal category of "9 rooms or more." For purposes of the computation, the terminal category was given a mean value of 10. As a result, 10 rooms is the arbitrary maximum average which could be obtained for any block.

Average value.—Value is the respondent's estimate of how much the property (house and lot) would sell for if it were for sale. Value data are limited to owner occupied one-family houses on less than 10 acres, without a commercial establishment or medical office on the property. Cooperatives, condominiums, mobile homes, and trailers are excluded from the value tabulations.

The average value (arithmetic mean) was computed by dividing the sum of the values by the number of owner-occupied units for which value is shown. Value was reported in class intervals, the lowest and highest intervals being "Less than $5,000" and "$50,000 or more," respectively. For purposes of the computation, the midpoints of the intervals were used except that a mean of $3,500 was assigned for values less than $5,000 and a mean of $60,000 was assigned for values of $50,000 or more. As a result, $3,500 is the arbitrary minimum and $60,000 is the arbitrary maximum average which could be obtained for any block. Average value is rounded to the nearest hundred dollars.

Average contract rent.—Contract rent is the monthly rent agreed to, or contracted for, regardless of any furnishings, utilities, or services that may be included. Contract rent data exclude one-family homes on a place of ten acres or more. The average contract rent (arithmetic mean) was computed by dividing the sum of the rental amounts by the number of renter-occupied units for which cash rent was paid; units for which no cash rent was paid were excluded from the computation. Contract rent was reported in class intervals, the lowest and highest intervals being "less than $30" and "$300 or more," respectively. For purposes of the computation, the midpoints of the intervals were used except that a mean of $25 was assigned for rents less than $30 and a mean of $350 was assigned for rents of $300 or more. As a result, $25 is the arbitrary minimum and $350 the arbitrary maximum average which could be obtained for any block. Average contract rent is rounded to the nearest dollar.

One-person households.—The data in this column refer to the number of housing units occupied by only one person.

With female head of family.—Housing units are occupied by either "families" or "primary individuals." The term "family" refers to the head of

the household and all (one or more) other persons in the household related to the head by blood, marriage, or adoption. If nobody in the household is related to the head, then the unit is not occupied by a family but by a "primary individual."

A housing unit occupied by a "family" may or may not contain persons unrelated to the head of the family, such as roomers, boarders, servants, etc.

The category "female head of family" comprises all housing units occupied by families with female heads regardless of their marital status. Included are female heads of families with no spouse and female heads of families whose husbands are living away from their families, as for example, husbands in the Armed Forces living on military reservations.

With roomers, boarders, or lodgers.—This column refers to the number of housing units containing one or more roomers, boarders, or lodgers. Not included as "roomers, boarders, or lodgers" are foster children or wards, servants who live in, companions, and partners.

ACCURACY OF THE DATA

Editing.—Human and mechanical errors occur in any mass statistical operation such as a decennial census. Errors during the data collection phase can include failure to obtain required information from respondents, obtaining incorrect or inconsistent information, and recording information in the wrong place or incorrectly. Errors can also occur during the field review of the enumerator's work, the clerical handling of the questionnaires, and the various stages of the electronic processing of the material. Careful efforts are made in every census to keep the errors in each step at an acceptably low lovel. Quality control and check measures are utilized throughout the census operation. As was done for the 1950 and 1960 censuses, evaluative material on many aspects of the 1970 census will be published as soon as the appropriate data are accumulated and analyzed. A major concern in the evaluation work is to ascertain, insofar as possible, the degree of completeness of the count of both population and housing units.

The objective of the processing operation is to produce a set of statistics that describes the Nation's housing as accurately and clearly as possible. To meet this objective, certain unacceptable entries were edited.

Whenever information was missing, an allocation procedure was used to assign an entry, thereby eliminating the need for a "not reported" category in the tabulations. The assignment was based on related information reported for the housing unit or on information reported for a similar unit in the immediate neighborhood. For example, if tenure for an occupied unit was omitted but a rental amount was reported, the computer automatically edited tenure to "rented for cash rent." On the other hand, if the unit was reported as rented but the amount of rent was missing, the computer automatically assigned the rent that was reported for the preceding renter-occupied unit.

A similar procedure was used when the information reported for an item was inconsistent with other information reported for the unit. For example, if a housing unit was enumerated as having no piped water but having both a bathtub (or shower) and flush toilet for the exclusive use of the occupants of the unit, the computer edited water supply to "hot and cold water," a category considered to be consistent with the reported bathing and toilet facilities.

Specific tolerances were established for the number of computer allocations that would be permitted. If the number of corrections was beyond tolerance, the questionnaires in which the errors occurred were clerically reviewed. If it was found that the errors resulted from damaged questionnaires, improper microfilming, faulty reading by FOSDIC of undamaged questionnaires, or other types of machine failure, the questionnaires were reprocessed.

Block number check.—Through a detailed edit accomplished largely on the electronic computer, most of the errors in reporting block numbers were corrected. A control tape was created, listing the block numbers shown on the map for each enumeration district and each census tract. In certain large metropolitan areas, the control tape also contained the serial numbers assigned to each housing unit in the block. For each questionnaire, the computer compared the serial number and/or the block number, the enumeration district, and the census tract to the control tape. When an inconsistency was detected or when the block number on the questionnaire was blank, the computer changed the block number or assigned a number that was consistent with the control tape.

Specific tolerances were established for the number of block number changes and reassignments that would be permitted for each enumeration district. If the number was beyond tolerance, a clerical review was performed. In the clerical review, the enumerator's records were examined for comments and explanations, the addresses of the housing units involved were checked with the map, and block numbers were assigned as appropriate. Clerical review was required also when the control tape contained block numbers which were not reported by the enumerator.

FACSIMILE OF QUESTIONNAIRE PAGE SHOWING 100-PERCENT HOUSING QUESTIONS

A. How many living quarters, occupied and vacant, are at this address?

- One
- 2 apartments or living quarters
- 3 apartments or living quarters
- 4 apartments or living quarters
- 5 apartments or living quarters
- 6 apartments or living quarters
- 7 apartments or living quarters
- 8 apartments or living quarters
- 9 apartments or living quarters
- 10 or more apartments or living quarters
- This is a mobile home or trailer

Answer these questions for your living quarters

H1. Is there a telephone on which people in your living quarters can be called?

- Yes → What is the number? _____ *Phone number*
- No

H2. Do you enter your living quarters—

- Directly from the outside or through a common or public hall?
- Through someone else's living quarters?

H3. Do you have complete kitchen facilities?
Complete kitchen facilities are a sink with piped water, a range or cook stove, and a refrigerator.

- Yes, for this household only
- Yes, but also used by another household
- No complete kitchen facilities for this household

H4. How many rooms do you have in your living quarters?
Do not count bathrooms, porches, balconies, foyers, halls, or half-rooms.

- 1 room
- 2 rooms
- 3 rooms
- 4 rooms
- 5 rooms
- 6 rooms
- 7 rooms
- 8 rooms
- 9 rooms or more

H5. Is there hot and cold piped water in this building?

- Yes, hot and cold piped water in this building
- No, only cold piped water in this building
- No piped water in this building

H6. Do you have a flush toilet?

- Yes, for this household only
- Yes, but also used by another household
- No flush toilet

H7. Do you have a bathtub or shower?

- Yes, for this household only
- Yes, but also used by another household
- No bathtub or shower

H8. Is there a basement in this building?

- Yes
- No, built on a concrete slab
- No, built in another way *(include mobile homes and trailers)*

H9. Are your living quarters—

- Owned or being bought by you or by someone else in this household? *Do not include cooperatives and condominiums here.*
- A cooperative or condominium which is owned or being bought by you or by someone else in this household?
- Rented for cash rent?
- Occupied without payment of cash rent?

H10a. Is this building a one-family house?

- Yes, a one-family house
- No, a building for 2 or more families or a mobile home or trailer

b. *If "Yes"*— Is this house on a place of 10 acres or more, or is any part of this property used as a commercial establishment or medical office?

- Yes, 10 acres or more
- Yes, commercial establishment or medical office
- No, none of the above

H11. *If you live in a one-family house which you own or are buying*—
What is the value of this property; that is, how much do you think this property (house and lot) would sell for if it were for sale?

- Less than $5,000
- $5,000 to $7,499
- $7,500 to $9,999
- $10,000 to $12,499
- $12,500 to $14,999
- $15,000 to $17,499
- $17,500 to $19,999
- $20,000 to $24,999
- $25,000 to $34,999
- $35,000 to $49,999
- $50,000 or more

If this house is on a place of 10 acres or more, or if any part of this property is used as a commercial establishment or medical office, do not answer this question.

H12. *Answer this question if you pay rent for your living quarters.*

a. *If rent is paid by the month*—
What is the monthly rent?

Write amount here → $ _____.00 *(Nearest dollar)*

and

Fill one circle

- Less than $30
- $30 to $39
- $40 to $49
- $50 to $59
- $60 to $69
- $70 to $79
- $80 to $89
- $90 to $99
- $100 to $119
- $120 to $149
- $150 to $199
- $200 to $249
- $250 to $299
- $300 or more

b. *If rent is not paid by the month*—
What is the rent, and what period of time does it cover?

$ _____.00 per _____
(Nearest dollar) *(Week, half-month, year, etc.)*

FOR CENSUS ENUMERATOR'S USE ONLY

a4. Block number	a5. Serial number
Ø ○○○ Ø ○○○ Ø	
1 ○○○ 1 ○○○ 1	
2 ○○○ 2 ○○○ 2	
3 ○○○ 3 ○○○ 3	
4 ○○○ 4 ○○○ 4	
5 ○○○ 5 ○○○ 5	
6 ○○○ 6 ○○○ 6	
7 ○○○ 7 ○○○ 7	
8 ○○○ 8 ○○○ 8	
9 ○○○ 9 ○○○ 9	

B. Type of unit or quarters

Occupied
- First form
- Continuation

Vacant
- Regular
- Usual residence elsewhere

Group quarters
- First form
- Continuation

For a vacant unit, also fill C, D, A, H2 to H8, and H10 to H12

C. Vacancy status

Year round—
- For rent
- For sale only
- Rented or sold, not occupied
- Held for occasional use
- Other vacant

- Seasonal
- Migratory

D. Months vacant

- Less than 1 month
- 1 up to 2 months
- 2 up to 6 months
- 6 up to 12 months
- 1 year up to 2 years
- 2 years or more

C/O ○ ○

FACSIMILE OF RESPONDENT INSTRUCTIONS FOR THE 100-PERCENT HOUSING QUESTIONS

A. Mark only one circle. **This address** means the house or building number where your living quarters are located.

H1. Mark **Yes** and enter telephone number, even if the telephone is in another apartment or building.

H2. Mark the second circle only if you **must** go through someone else's living quarters to get to your own.

H3. The kitchen sink, stove, and refrigerator do **not** have to be in the same room.

Also used by another household means that someone else who lives in the same building, but is not a member of your household, also uses the equipment. Mark this circle also if the occupants of living quarters now vacant would also use the equipment.

H4. Count only whole rooms used for living purposes, such as living rooms, dining rooms, kitchens, bedrooms, finished recreation rooms, family rooms, etc. Do **not** count kitchenettes, strip or pullman kitchens, utility rooms, or unfinished attics, basements, or other space used for storage.

H5. Mark **hot water** even if you have it only part of the time.

H6, H7. See instructions for H3 for meaning of **Also used by another household**.

H8. A house has a **basement** if there is enclosed space in which persons can walk upright under all or part of the building. A house on a **concrete slab** has no basement and no air or crawl space below it. A house built **in another way** is one directly on the ground or resting on a foundation or posts to provide crawl space.

H9. **Owned or being bought** means that the living quarters are owned outright or are mortgaged. Also mark **Owned or being bought** if the living quarters are owned but the land is rented.

Mark **Rented for cash rent** if any money rent is paid. Rent may be paid by persons who are not members of your household.

Occupied without payment of cash rent includes, for example, a parsonage, a house or apartment provided free of rent by the owner, or a house or apartment occupied by a janitor or caretaker in exchange for services.

H10. **A commercial establishment** is easily recognized from the outside, for example, a grocery store or barber shop. A **medical office** is a doctor's or dentist's office regularly visited by patients. If your house is on a place of 10 acres or more **and** also contains a commercial establishment or medical office, mark **Yes, 10 acres or more.**

H11. Include the value of the house, the land it is on, and any other structures on the same property. If the house is owned but the land is rented, estimate the combined value of the house **and** the land.

H12. Report the rent agreed to or contracted for, even if the furnishings, utilities, or services are included.

a. If you pay rent by the month, write in the amount of rent and fill one circle.

b. If rent is **not** paid by the month, answer both parts of **b.** For example, **$20** per **week, $1,500** per **year,** etc.

H13. If exact costs are not known, estimate as closely as possible. Report amounts even if bills are unpaid or are paid by someone else. If the bills include utilities or fuel used also by another apartment or a business establishment, estimate the amounts for your own living quarters. If gas and electricity are billed together, enter the combined amount on the electricity line and bracket ({) the two utilities.

CORRECTION NOTE

(The revisions described below are not reflected in the tables of this report.)

The following figures refer to blocks in Lubbock County for which tabulations are not available (see explanation of dagger symbol (†) on page V of text):

Block		Population	Year-round housing units
Tract 4.03	Block 101	99	21
	Block 102	12	4
	Block 103	36	10
	Block 104	70	15
	Block 105	89	21
	Block 106	70	17
	Block 107	90	23
	Block 108	28	7
	Block 109	31	8
	Block 110	53	24
	Block 111	27	8
	Block 112	86	32
	Block 113	49	17
	Block 114	24	9
	Block 116	25	5
	Block 117	28	9
	Block 123	28	7
	Block 201	39	13
	Block 202	57	12
	Block 203	22	8
	Block 204	24	7
	Block 205	22	7
	Block 206	24	6
	Block 207	-	-
	Block 208	17	3
	Block 210	60	14
	Block 211	22	6
	Block 212	24	6
	Block 213	53	15
	Block 214	52	11
	Block 215	29	6
	Block 216	12	4
	Block 217	99	24
	Block 220	-	-
	Block 221	33	8
	Block 222	51	11
	Block 223	46	11
	Block 224	70	14
Tract 17.02	Block 101	234	110
	Block 102	41	12
	Block 103	15	4
	Block 105	75	19
	Block 106	8	2
	Block 107	64	23
	Block 108	51	17
	Block 109	56	14
	Block 110	22	12
	Block 111	46	16
	Block 112	99	29
	Block 114	49	20
	Block 115	50	20
	Block 116	26	9
	Block 117	65	22
	Block 201	79	23
	Block 202	151	45
	Block 203	37	10
	Block 204	82	25
	Block 205	95	32
	Block 206	53	16
	Block 207	32	9
	Block 208	106	31
	Block 209	5	1
	Block 210	69	20
	Block 211	125	33
	Block 212	51	22
	Block 213	163	50
	Block 302	48	16
	Block 303	141	42
	Block 304	85	24
	Block 305	117	64
	Block 307	111	21
	Block 308	75	19
	Block 309	55	14
	Block 310	127	26
	Block 311	135	62
	Block 312	74	18
	Block 313	96	21
	Block 314	152	45
	Block 315	69	16
	Block 316	94	21
	Block 317	20	5
	Block 901	135	72
	Block 905	2	1
	Block 906	592	30
Tract 104	Block 913	7	2
Tract 4.03	Block 115	24	9
	Block 118	12	5
	Block 119	68	42
	Block 120	31	11
	Block 121	3	2
	Block 122	154	2
Tract 17.02	Block 902	6	3

Table 1. **Characteristics of Housing Units and Population, for Places of 2,500 Inhabitants or More: 1970**

[Data exclude vacant seasonal and vacant migratory housing units. For minimum base for derived figures (percent, average, etc.) and meaning of symbols, see text]

Places	Total population	Percent of total population				Year-round housing units				Occupied housing units														
								Units in—		Owner					Renter					1.01 or more persons per room				
		Negro	In group quarters	Under 18 years	62 years and over	Total	Lacking some or all plumbing facilities	One unit structures	Structures of 10 or more units	Total	Lacking some or all plumbing facilities	Average number of rooms	Average value (dollars)	Percent Negro	Total	Lacking some or all plumbing facilities	Average number of rooms	Average contract rent (dollars)	Percent Negro	Total	With all plumbing facilities	One-person households	With female head of family	With roomers, boarders, or lodgers
Lubbock	149101	7	6	35	8	49089	811	38195	4160	27149	352	5.3	15800	5	17725	311	3.8	93	7	4817	4699	6910	3315	1219

Table 2. **Characteristics of Housing Units and Population, by Blocks: 1970**

Lubbock County, Tex.

[Data exclude vacant seasonal and vacant migratory housing units. For minimum base for derived figures (percent, average, etc.) and meaning of symbols, see text]

Blocks Within Census Tracts	Total population	Percent of total population: Negro	Percent of total population: In group quarters	Percent of total population: Under 18 years	Percent of total population: 62 years and over	Year-round housing units: Total	Year-round housing units: Lacking some or all plumbing facilities	Year-round housing units: Units in — One-unit structures	Year-round housing units: Units in — Structures of 10 or more units	Occupied housing units: Owner: Total	Owner: Lacking some or all plumbing facilities	Owner: Average number of rooms	Owner: Average value (dollars)	Owner: Percent Negro	Occupied housing units: Renter: Total	Renter: Lacking some or all plumbing facilities	Renter: Average number of rooms	Renter: Average contract rent (dollars)	Renter: Percent Negro	1.01 or more persons per room: Total	1.01 or more persons per room: With all plumbing facilities	One-person households	With female head of family	With roomers, boarders, or lodgers
1	3311	–	–	40	9	995	17	907	1	701	9	4.9	11800	–	234	7	4.1	63	–	186	181	105	51	8
102	5	–	–	60	–	2	...	...	...	...	...	...	...	–	...	...	...	...	–	...	...	...	...	...
103	38	–	–	63	–	8	1	7	–	4	...	...	...	–	3	...	...	...	–	2	2	–	1	–
104	38	–	–	47	8	7	–	7	–	4	...	...	...	–	3	...	...	...	–	4	4	–	–	–
105	40	–	–	40	10	10	–	10	–	8	–	4.1	7800	–	2	...	...	...	–	3	3	–	–	–
106	27	–	–	44	4	11	–	11	–	7	–	4.0	5000	–	2	...	...	...	–	1	1	1	–	–
107	49	–	–	45	8	15	–	14	–	10	–	3.6	6400	–	3	...	...	...	–	6	6	1	–	–
108	36	–	–	25	36	14	–	14	–	10	–	4.5	7400	–	2	...	...	...	–	2	2	3	–	–
109	32	–	–	38	19	10	–	10	–	8	–	4.4	10300	–	2	...	...	...	–	2	2	1	1	–
110#	39	–	–	23	18	14	–	14	–	8	–	4.9	9400	–	5	–	4.0	53	–	1	1	–	2	–
111	29	–	–	52	7	9	–	9	–	6	–	4.2	6100	–	1	...	...	...	–	3	3	1	1	–
112	34	–	–	32	9	11	–	11	–	6	–	4.2	4900	–	5	–	3.0	...	–	2	2	4	–	–
113	191	–	–	19	8	87	1	15	–	79	–	3.9	9300	–	4	...	...	...	–	2	2	18	2	–
115	23	–	–	39	22	11	–	11	–	6	–	5.8	10800	–	2	...	...	...	–	–	–	2	–	–
116	4	...	...	...	...	2	...	...	...	...	...	...	...	...	...	...	...	...	...	...	...	...	...	...
118	55	–	–	60	7	12	–	12	–	8	–	4.6	8100	–	3	...	...	...	–	4	4	2	–	–
119	25	–	–	40	4	10	2	10	–	8	2	4.0	6100	–	1	...	...	...	–	1	1	3	–	–
120	42	–	–	48	5	14	–	14	–	7	–	4.3	4700	–	4	...	...	...	–	2	2	2	–	1
121	33	–	–	39	6	10	–	10	–	8	–	4.3	8000	–	1	...	...	...	–	3	3	1	–	–
122	3	...	...	...	...	1	...	...	...	...	...	...	...	...	...	...	...	...	...	...	...	...	...	...
123	15	–	–	40	13	4	...	...	...	...	...	...	...	–	...	...	...	...	–	...	...	...	...	...
124	16	–	–	13	13	8	–	7	–	6	–	4.2	18500	–	1	...	...	...	–	–	–	–	2	–
125	52	–	–	39	6	16	–	16	–	13	–	4.9	14100	–	2	...	...	...	–	3	3	1	1	–
126#	49	–	–	41	10	13	–	13	–	6	–	5.2	14200	–	7	–	4.1	73	–	1	1	–	1	–
127	16	–	–	19	19	6	–	6	–	5	–	4.8	11800	–	1	...	...	...	–	–	–	–	1	–
201	44	–	–	34	9	14	–	14	–	11	–	7.0	28300	–	2	...	...	...	–	1	1	–	–	–
202	16	–	–	13	19	7	–	7	–	7	–	6.9	36300	–	–	–	–	–	–	–	–	2	–	–
203	9	–	–	33	–	3	...	...	...	...	...	...	...	–	...	...	...	...	–	...	...	...	...	...
204	14	–	–	7	14	6	–	6	–	5	–	7.4	50800	–	1	...	...	...	–	–	–	1	–	–
205	27	–	–	22	26	8	–	8	–	8	–	7.3	46700	–	–	–	–	–	–	–	–	–	–	–
206	24	–	–	21	17	9	–	9	–	8	–	8.3	50900	–	1	...	...	...	–	–	–	1	–	–
207	5	–	–	60	–	1	...	...	...	...	...	...	...	–	...	...	...	...	–	...	...	...	...	...
209	25	–	–	48	–	5	–	5	–	5	–	6.8	22000	–	–	–	–	–	–	–	–	–	–	–
210	26	–	–	35	8	10	–	10	–	7	–	4.9	23400	–	1	...	...	...	–	–	–	–	–	–
212	38	–	–	37	13	11	–	11	–	9	–	5.8	23900	–	2	...	...	...	–	–	–	–	–	–
213	94	–	2	35	2	24	–	24	–	21	–	5.6	16400	–	3	...	...	...	–	2	2	–	1	–
214	35	–	–	48	12	6	–	6	–	4	...	...	...	–	2	...	...	...	–	3	3	–	–	–
215	21	–	–	38	10	7	–	6	–	3	...	...	...	–	1	...	...	...	–	...	...	...	...	...
216	39	–	–	51	8	8	1	8	–	4	...	...	...	–	4	...	...	...	–	3	2	–	1	–
217	21	–	–	57	–	4	...	...	...	...	...	...	...	–	...	...	...	...	–	...	...	...	...	...
218	13	–	–	31	31	3	...	...	...	...	...	...	...	–	...	...	...	...	–	...	...	...	...	...
219	10	–	–	60	10	2	...	...	...	...	...	...	...	–	...	...	...	...	–	...	...	...	...	...
220	13	–	–	62	–	4	...	...	...	...	...	...	...	–	...	...	...	...	–	...	...	...	...	...
221	16	–	–	56	–	4	...	...	...	...	...	...	...	–	...	...	...	...	–	...	...	...	...	...
222	56	–	–	43	11	15	–	15	–	10	–	4.1	4600	–	2	...	...	...	–	...	...	...	...	...
223	19	–	–	63	–	3	...	...	...	...	...	...	...	–	...	...	...	...	–	5	5	–	1	–
301	5	–	–	20	–	2	...	...	...	...	...	...	...	–	...	...	...	...	–	...	...	...	...	...
302	1	...	...	...	...	1	...	...	...	...	...	...	...	–	...	...	...	...	–	...	...	...	...	...
303	16	–	–	50	–	4	...	...	...	...	...	...	...	...	...	...	...	...	...	...	...	...	...	...
304	21	–	–	24	38	9	–	9	–	9	–	5.0	15400	–	–	–	–	–	–	–	–	1	2	–
305	8	–	–	25	25	4	...	...	...	...	...	...	...	–	...	...	...	...	–	...	...	...	...	...
306	17	–	–	35	–	4	...	...	...	...	...	...	...	–	...	...	...	...	–	...	...	...	...	...
307	5	–	–	–	–	1	...	...	...	...	...	...	...	–	...	...	...	...	–	...	...	...	...	...
308	8	–	–	38	–	3	...	...	...	...	...	...	...	–	...	...	...	...	–	...	...	...	...	...
309	2	...	...	...	...	1	...	...	...	...	...	...	...	...	...	...	...	...	...	...	...	...	...	...
310	8	–	–	–	63	5	–	1	1	2	...	...	...	–	3	...	...	...	–	–	–	2	–	–
311	7	–	–	29	–	2	...	...	...	...	...	...	...	–	...	...	...	...	–	...	...	...	...	...
312	2	...	...	...	...	1	...	...	...	...	...	...	...	...	...	...	...	...	...	...	...	...	...	...
313	2	...	...	...	...	1	...	...	...	...	...	...	...	...	...	...	...	...	...	...	...	...	...	...
314	19	5	–	5	21	9	–	9	–	9	–	7.1	36000	–	–	–	–	–	–	–	–	1	–	2
315	30	–	–	23	17	8	–	8	–	8	–	6.6	40900	–	–	–	–	–	–	2	2	–	–	–
316	6	–	–	17	17	2	...	...	...	...	...	...	...	–	...	...	...	...	–	...	...	...	...	...
318	2	...	...	...	...	1	...	...	...	...	...	...	...	...	...	...	...	...	...	...	...	...	...	...
319	4	...	...	...	...	1	...	...	...	...	...	...	...	...	...	...	...	...	...	...	...	...	...	...
401	46	–	–	35	11	14	–	14	–	11	–	4.5	6700	–	3	...	...	...	–	–	–	3	–	–
402	57	–	–	39	14	18	–	18	–	11	–	4.7	5500	–	6	–	4.3	62	–	2	2	2	1	–
403#	60	–	–	46	5	18	–	18	–	7	–	4.9	7600	–	9	–	4.3	56	–	3	3	–	3	–
404#	72	–	–	51	4	17	–	16	–	8	–	5.8	6800	–	9	–	4.3	53	–	4	4	–	2	–
405#	47	–	–	43	12	20	1	20	–	11	1	4.7	7100	–	9	–	3.6	64	–	2	2	3	3	–
406	47	–	–	32	23	16	–	16	–	13	–	4.4	5100	–	3	...	...	...	–	2	2	–	1	–
407	58	–	–	45	11	20	–	20	–	9	–	4.7	6200	–	8	–	3.4	44	–	4	4	4	1	–
408	55	–	–	49	2	14	–	14	–	8	–	4.6	6600	–	6	–	4.2	67	–	5	5	1	–	1
409	47	–	–	32	3	13	–	13	–	6	–	5.0	5300	–	7	–	4.0	61	–	5	5	1	1	–
410	65	–	–	32	8	15	–	14	–	8	–	4.3	5500	–	6	–	4.7	68	–	8	8	2	1	–
411	43	–	–	37	14	17	–	17	–	9	–	4.1	5900	–	6	–	4.3	...	–	5	5	6	1	–
412	44	–	–	46	16	10	1	10	–	7	–	4.7	7600	–	3	...	...	...	–	3	2	1	–	–
413	60	–	–	26	3	17	–	16	–	10	–	5.2	6200	–	6	–	4.8	63	–	3	3	1	–	–
414	24	–	–	46	7	18	–	18	–	12	–	4.8	5500	–	5	–	2.6	...	–	6	6	5	1	–
415	...	–	–	27	7	9	–	9	–	6	–	4.7	7500	–	2	...	...	...	–	–	–	1	1	–
416	...	–	–	15	...	7	1	6	–	3	...	...	...	–	1	...	...	...	–	...	...	...	...	...
417	62	–	–	59	–	15	1	12	–	9	1	5.1	8800	–	3	...	...	...	–	6	5	1	–	–
501	76	–	–	42	–	20	2	20	–	13	–	4.8	6400	–	7	2	4.3	70	–	5	5	2	1	–
502#	69	–	–	46	–	19	–	18	–	13	–	4.8	6400	–	5	–	4.2	59	–	6	6	1	1	–
503	54	–	–	40	13	13	–	13	–	10	–	4.7	7300	–	3	...	...	...	–	4	4	–	2	1
504	61	–	–	41	12	14	–	14	–	10	–	4.8	7500	–	3	...	...	...	–	2	1	1	1	1
505	41	–	–	54	5	17	1	17	–	13	1	5.1	6800	–	3	...	...	...	–	7	6	1	–	–
506	61	–	–	42	21	12	–	12	–	8	–	4.6	5200	–	3	...	...	...	–	2	2	–	1	–
507#	55	–	–	39	13	18	–	18	–	15	1	4.5	5200	–	3	...	...	...	–	3	3	1	2	–
508	32	–	–	30	4	20	–	20	–	14	–	4.6	5800	–	6	–	4.3	73	–	4	4	1	–	–
509	5	–	–	44	15	21	–	21	–	18	–	4.8	6000	–	3	...	...	...	–	5	5	2	4	–

[Data exclude vacant seasonal and vacant migratory housing units. For minimum base for derived figures (percent, average, etc.) and meaning of symbols, see text]

Blocks Within Census Tracts	Total population	Percent of total population: Negro	In group quarters	Under 18 years	62 years and over	Year-round housing units: Total	Lacking some or all plumbing facilities	Units in—: One-unit structures	Structures of 10 or more units	Occupied housing units: Owner: Total	Lacking some or all plumbing facilities	Average number of rooms	Average value (dollars)	Percent Negro	Renter: Total	Lacking some or all plumbing facilities	Average number of rooms	Average contract rent (dollars)	Percent Negro	1.01 or more persons per room: Total	With all plumbing facilities	One-person households	With female head of family	With roomers, boarders, or lodgers
517#	59	–	–	46	9	14	–	14	–	8	–	4.5	6800	–	5	–	4.8	59	–	4	4	–	–	–
518#	64	–	–	45	8	18	–	18	–	11	–	4.5	7100	–	6	–	4.0	72	–	4	4	3	–	–
519	55	–	–	44	6	15	–	15	–	13	–	4.5	7000	–	2	...	...	...	–	4	4	3	2	1
520#	36	–	–	47	8	13	1	13	–	5	–	4.4	5100	–	6	1	4.3	60	–	4	4	4	–	–
901	9	–	–	56	–	2	...	...	...	...	...	...	...	–	...	...	...	...	–	...	...	...	...	...
903	14	–	–	14	14	6	–	5	–	5	–	5.8	...	–	1	...	...	...	–	–	–	2	–	–
2.01	2128	2	13	51	4	601	5	230	62	174	1	4.8	13200	–	305	2	3.9	76	–	162	161	31	54	3
101	11	–	–	36	9	4	...	...	...	...	...	...	...	–	...	...	...	...	–	...	...	...	...	...
103	14	–	–	21	14	5	–	5	–	5	–	5.2	20000	–	–	–	–	–	–	–	–	–	–	–
104	22	–	–	50	14	5	–	5	–	5	–	5.6	10500	–	–	–	–	–	–	2	2	–	1	–
110	67	–	–	51	9	19	1	19	–	8	–	4.0	5200	–	9	–	3.9	49	–	5	5	2	–	–
111#	22	–	–	32	18	9	–	9	–	3	...	...	...	–	6	–	3.5	63	–	1	1	2	–	–
112	9	–	–	11	11	3	...	...	...	...	...	...	...	–	...	...	...	...	–	...	...	...	...	...
201	2	...	...	...	...	1	...	...	...	...	...	...	...	...	...	...	...	...	...	...	...	...	...	...
206	10	–	–	70	–	1	...	...	...	...	...	...	...	–	...	...	...	...	–	...	...	...	...	...
207	89	–	–	44	7	19	2	19	–	13	1	3.7	5900	–	6	1	3.5	42	–	12	11	3	3	–
208	44	–	–	36	7	14	1	14	–	8	–	3.8	8100	–	2	...	...	...	–	4	4	–	2	–
209	38	–	–	74	–	6	–	6	–	3	...	...	...	–	2	...	...	...	–	4	4	–	–	–
210	99	–	–	44	3	34	–	4	–	–	–	–	–	–	30	–	3.2	72	–	12	12	4	8	–
211	79	–	–	46	5	21	–	1	–	–	–	–	–	–	20	–	3.2	73	–	12	12	–	5	–
212	110	–	–	46	1	32	–	8	–	–	–	–	–	–	27	–	3.6	71	–	14	14	1	4	1
213	27	–	–	52	4	6	–	6	–	3	...	...	...	–	3	...	...	...	–	2	2	–	–	–
214	163	–	–	27	–	61	–	5	53	–	–	–	–	–	61	–	4.1	112	–	4	4	2	6	–
302	36	–	–	64	–	5	1	5	–	3	...	...	...	–	1	...	...	...	–	...	...	...	...	...
303	69	–	–	54	4	17	–	17	–	13	–	4.8	9500	–	–	–	–	–	–	7	7	–	3	1
304	–	–	–	–	–	1	...	...	...	...	...	...	...	–	...	...	...	...	–	...	...	...	...	...
404	5	–	–	–	–	2	...	...	...	...	...	...	...	–	...	...	...	...	–	...	...	...	...	...
408	129	–	–	50	1	45	–	–	1	–	–	–	–	–	30	–	4.2	71	–	12	12	2	4	–
409	50	–	–	48	4	13	–	13	–	10	–	4.6	7700	–	2	...	...	...	–	4	4	–	–	–
410	70	–	–	63	–	12	–	12	–	12	–	4.3	8300	–	–	–	–	–	–	8	8	–	–	–
411	426	–	–	56	1	179	–	21	4	12	–	4.4	7100	–	86	–	4.1	67	–	43	43	6	11	–
502	105	–	–	38	10	35	–	4	–	32	–	4.1	–	–	2	...	...	...	–	5	5	5	5	1
503	12	–	–	33	–	3	...	...	...	...	...	...	...	–	...	...	...	...	–	...	...	...	...	...
504	9	–	–	56	–	2	...	...	...	...	...	...	...	–	...	...	...	...	–	...	...	...	...	...
505	2	...	...	...	...	1	...	...	...	...	...	...	...	...	...	...	...	...	...	...	...	...	...	...
508	6	–	–	–	50	2	...	...	...	...	...	...	...	–	...	...	...	...	–	...	...	...	...	...
510	2	...	...	...	...	1	...	...	...	...	...	...	...	...	...	...	...	...	...	...	...	...	...	...
601	37	–	–	27	8	12	–	12	–	10	–	6.7	31800	–	2	...	...	...	–	–	–	–	1	–
602	18	–	–	11	33	8	–	8	–	8	–	5.6	29200	–	–	–	–	–	–	–	–	–	1	–
603	17	–	–	18	6	6	–	6	–	6	–	6.7	35000	–	–	–	–	–	–	–	–	–	–	–
604	2	...	...	...	...	1	...	...	...	...	...	...	...	...	...	...	...	...	...	...	...	...	...	...
605	10	–	–	40	–	3	...	...	...	...	...	...	...	–	...	...	...	...	–	...	...	...	...	...
901	173	13	96	82	–	2	...	...	...	...	...	...	...	...	...	...	...	...	...	...	...	...	...	...
902	41	–	–	49	12	9	–	9	–	2	...	...	...	–	7	–	3.7	...	–	4	4	–	–	–
905	99	14	100	81	–	–	–	–	–	–	–	–	–	–	–	–	–	–	–	–	–	–	–	–
906	4	...	...	...	...	2	...	...	...	...	...	...	...	...	...	...	...	...	...	...	...	...	...	...
2.02	3772	–	–	34	8	1426	19	803	139	738	10	4.1	6600	–	569	4	3.4	71	–	238	232	285	79	45
101	73	–	–	40	11	21	5	21	–	14	4	4.1	5200	–	4	...	...	...	–	10	9	4	2	–
102	12	–	–	50	25	4	...	...	...	...	...	...	...	–	...	...	...	...	–	...	...	...	...	...
103	16	–	–	63	–	4	...	...	...	...	...	...	...	–	...	...	...	...	–	...	...	...	...	...
106	17	–	–	35	6	3	...	...	...	...	...	...	...	–	...	...	...	...	–	...	...	...	...	...
107	73	–	–	40	21	22	2	22	–	16	1	4.4	6300	–	2	...	...	...	–	8	6	–	1	–
110	32	–	–	41	22	11	1	11	–	4	...	...	...	–	6	–	3.8	48	–	4	4	3	1	–
111	125	–	–	43	2	41	1	22	14	8	1	3.5	4700	–	30	–	3.2	70	–	13	12	8	3	1
112	86	–	–	31	7	30	1	24	–	11	–	4.3	5200	–	18	1	3.3	73	–	6	6	8	3	1
113	77	–	–	38	14	31	1	31	–	15	1	3.9	5400	–	10	–	3.8	51	–	5	5	8	4	1
114	53	–	–	38	23	20	–	14	–	9	–	4.2	8100	–	6	–	2.7	52	–	6	6	1	–	–
115	37	–	–	35	19	15	–	15	–	10	–	4.3	5600	–	4	...	...	...	–	2	2	6	1	–
116	95	–	–	55	2	26	–	26	–	11	–	3.9	5200	–	10	–	3.2	54	–	11	11	3	2	–
201	28	–	–	64	4	6	–	6	–	2	...	...	...	–	4	...	...	...	–	3	3	3	–	–
202	74	–	–	54	5	18	–	18	–	12	–	4.3	6400	–	4	...	...	...	–	8	8	1	–	–
203#	43	–	–	21	21	16	–	14	–	6	–	3.7	5300	–	10	–	3.6	57	–	3	3	4	3	1
204	88	–	–	15	–	45	–	4	13	–	–	–	–	–	41	–	3.5	91	–	–	–	8	–	–
205	61	–	–	38	5	16	–	16	–	16	–	4.2	7800	–	–	–	–	–	–	3	3	1	2	1
206	47	–	–	38	17	21	–	18	–	6	–	4.5	5300	–	12	–	4.0	52	–	4	4	8	1	–
207	64	–	–	45	13	21	–	18	–	10	–	4.6	8100	–	8	–	3.3	58	–	4	4	2	3	–
208	58	–	–	38	21	19	–	19	–	14	–	4.6	7100	–	4	...	...	...	–	5	5	5	1	–
209	45	–	–	31	2	21	–	20	–	3	...	...	...	–	13	–	3.8	72	–	2	2	2	–	3
210	114	–	–	30	18	45	–	42	–	25	–	4.3	7300	–	14	–	3.9	66	–	5	5	9	2	1
211	47	–	–	38	13	16	–	12	–	7	–	4.9	6900	–	9	–	3.9	63	–	4	4	4	1	–
212	5	–	–	40	–	5	3	5	–	1	...	...	...	–	1	...	...	...	–	...	...	...	...	...
213	59	–	–	36	12	22	1	19	–	8	1	4.4	7600	–	11	–	3.5	55	–	5	4	6	2	–
214	51	–	–	24	16	23	–	17	1	7	–	4.6	8700	–	15	–	3.7	68	–	1	1	5	2	–
215	73	–	–	40	11	30	–	24	–	10	–	5.2	7800	–	15	–	3.4	60	–	3	3	7	1	3
216	78	–	–	36	14	24	–	23	–	11	–	4.2	5700	–	10	–	3.5	54	–	7	7	1	2	1
217	57	–	–	49	12	20	–	19	–	9	–	4.1	5600	–	9	–	3.3	48	–	7	7	7	1	–
219	73	6	–	44	4	24	–	23	–	9	–	4.6	9800	11	9	–	4.0	63	–	6	6	1	1	2
220	52	–	–	46	12	14	–	14	–	10	–	4.1	7500	–	4	...	...	...	–	5	5	2	–	1
301	191	–	1	12	2	109	–	9	85	3	...	...	...	–	95	–	2.7	96	–	5	5	26	5	7
302	90	–	–	56	2	22	–	22	–	13	–	4.3	7200	–	6	–	3.8	50	–	8	8	1	3	–
303	100	–	–	58	2	25	–	25	–	16	–	4.3	7200	–	6	–	3.8	67	–	11	11	3	2	–
304	90	–	–	43	3	31	–	27	2	9	–	4.6	6200	–	19	–	3.1	75	–	6	6	7	2	1
305	56	–	–	32	7	22	–	22	–	15	–	4.3	6900	–	4	...	...	...	–	5	5	4	–	–
306	86	–	–	41	4	30	–	26	–	16	–	4.3	7100	–	10	–	2.8	58	–	6	6	4	1	–
308	73	–	–	44	7	21	–	21	–	12	–	4.3	6000	–	7	–	4.1	71	–	4	4	–	–	1
309	119	–	–	56	5	24	–	24	–	19	–	4.5	6800	–	5	–	4.4	57	–	11	11	1	1	–
310	70	–	–	59	6	14	–	14	–	7	–	5.0	6600	–	5	–	4.2	51	–	7	7	–	2	–
311	38	–	–	66	–	7	–	7	–	3	...	...	...	–	2	...	...	...	–	4	4	–	–	–

[Data exclude vacant seasonal and vacant migratory housing units. For minimum base for derived figures (percent, average, etc.) and meaning of symbols, see text]

Blocks Within Census Tracts	Total population	Percent of total population: Negro	In group quarters	Under 18 years	62 years and over	Year-round housing units: Total	Lacking some or all plumbing facilities	Units in—: One-unit structures	Structures of 10 or more units	Occupied housing units: Owner: Total	Lacking some or all plumbing facilities	Average number of rooms	Average value (dollars)	Percent Negro	Renter: Total	Lacking some or all plumbing facilities	Average number of rooms	Average contract rent (dollars)	Percent Negro	1.01 or more persons per room: Total	With all plumbing facilities	One-person households	With female head of family	With roomers, boarders, or lodgers
313	9	–	–	33	11	3	...	...	...	...	...	...	...	–	...	...	...	...	–	...	...	...	...	...
315	299	–	–	13	13	154	2	1	2	135	1	3.6	–	–	17	–	3.6	79	–	5	5	48	5	1
316	286	–	–	15	3	142	–	21	10	99	–	3.8	5600	–	40	–	3.5	69	–	3	3	36	7	9
317	193	–	–	11	12	92	–	15	–	91	–	4.1	5700	–	1	...	...	...	–	–	–	16	1	–
319	128	–	–	28	6	47	–	32	1	9	–	4.4	6400	–	36	–	3.9	74	–	6	6	6	4	8
320	68	–	–	52	2	21	–	7	11	4	...	...	...	–	16	–	3.1	67	–	7	7	6	2	1
322	63	–	–	29	5	28	1	–	–	16	–	3.2	–	–	12	1	2.9	71	–	3	3	8	4	1
3	10859	–	–	42	6	3380	23	2511	696	1407	14	4.5	6800	–	1646	5	3.4	80	1	784	781	289	187	29
102	131	3	–	62	3	23	–	22	–	2	...	...	...	...	18	–	3.8	57	6	13	13	–	1	–
103	226	3	–	60	5	59	2	56	3	10	1	3.5	4900	30	36	–	3.6	57	–	26	25	4	7	–
105	40	–	–	33	23	17	–	6	5	3	...	...	...	–	12	–	3.2	63	–	2	2	7	–	–
106	133	–	–	50	5	37	–	37	–	10	–	4.3	5000	–	22	–	3.3	54	–	14	14	2	2	–
107	84	–	–	46	8	24	–	24	–	13	–	4.5	5600	–	8	–	4.0	56	–	6	6	2	1	–
108#	87	–	–	63	7	23	–	23	–	11	–	3.9	5900	–	7	–	3.7	49	–	10	10	3	1	–
109	106	–	–	56	9	25	–	25	–	21	–	4.4	6300	–	2	...	...	...	–	8	8	3	–	–
110	35	–	–	43	3	10	–	10	–	4	...	...	...	–	6	–	4.0	83	–	2	2	1	1	–
112	113	–	–	56	4	26	–	26	–	13	–	4.8	4800	–	7	–	3.3	54	–	12	12	1	1	–
113#	77	–	–	48	7	20	–	20	–	13	–	4.0	4700	–	5	–	3.6	51	–	6	6	2	5	–
114	99	–	–	39	4	35	–	32	–	10	–	4.7	5700	–	19	–	3.7	74	–	7	7	4	2	2
115	109	–	–	60	3	25	1	25	–	17	–	4.4	5700	–	4	...	...	...	–	11	11	2	1	–
116	36	–	–	50	6	12	–	12	–	6	–	3.8	4400	–	3	...	...	...	–	3	3	2	2	–
118	30	7	–	23	17	11	–	7	4	1	...	...	...	...	10	–	2.7	56	–	2	2	5	–	–
119#	29	–	–	24	24	15	–	8	7	3	...	...	...	–	9	–	2.8	68	–	1	1	5	1	–
201	83	–	4	39	6	27	–	20	–	13	–	4.4	6100	–	10	–	3.4	57	–	7	7	4	1	2
202	156	–	–	44	8	55	2	53	–	17	–	3.8	4100	–	29	1	3.9	65	–	15	15	12	5	2
203	169	–	–	49	10	44	2	42	–	27	2	4.2	4200	–	14	–	3.7	48	–	16	16	7	2	–
204	85	–	–	35	13	27	–	27	–	14	–	4.4	6000	–	12	–	3.4	50	–	7	7	3	2	1
205	160	–	–	51	4	36	1	35	–	19	1	4.1	4900	–	17	–	3.6	54	–	17	17	4	3	1
206	201	–	–	51	9	52	–	51	–	29	–	4.3	5400	–	18	–	3.6	56	–	18	18	8	3	1
207	181	6	–	55	4	46	–	46	–	19	–	4.4	6200	5	21	–	3.6	53	5	19	19	3	6	–
208	134	1	–	47	12	39	–	34	–	22	–	4.7	5300	–	15	–	3.5	51	–	12	12	12	5	–
209	28	–	–	25	29	11	–	9	–	6	–	4.0	6200	–	5	–	3.6	51	–	1	1	2	2	–
210	85	–	–	44	8	29	1	21	–	10	–	3.8	5000	–	14	–	2.9	52	–	11	11	5	3	–
211	49	–	–	35	18	22	1	20	–	11	1	3.8	4800	–	6	–	3.5	62	–	3	3	4	3	–
212	56	–	–	46	13	19	–	19	–	14	–	4.2	5000	–	3	...	...	...	–	6	6	3	5	–
213#	69	4	–	46	12	23	1	23	–	10	1	4.5	4900	10	10	–	3.6	49	–	7	7	5	1	–
214	89	–	–	38	14	27	–	27	–	9	–	4.8	5000	–	16	–	3.3	53	–	7	7	4	3	2
215	84	–	–	48	14	28	1	25	–	15	1	3.8	5600	–	9	–	3.4	50	–	11	11	6	1	–
216	29	–	–	28	21	13	–	10	–	5	–	4.6	6700	–	6	–	3.2	51	–	1	1	2	1	–
301	48	–	–	29	15	16	–	16	–	14	–	4.4	6200	–	1	...	...	...	–	2	2	2	1	–
302	66	–	–	29	11	28	–	25	–	13	–	4.5	8600	–	10	–	3.8	64	–	2	2	4	3	–
304	99	–	–	46	4	26	–	25	–	16	–	4.3	6800	–	9	–	3.8	63	–	9	9	2	2	–
305	96	–	–	48	8	26	–	25	–	16	–	4.3	5100	–	9	–	3.4	54	–	9	9	1	3	–
306	76	–	–	36	8	24	–	24	–	13	–	4.4	6400	–	10	–	4.6	77	–	3	3	2	2	1
307	65	–	–	15	14	28	–	28	–	17	–	4.6	8700	–	8	–	3.5	74	–	–	–	2	2	–
308	47	–	–	43	6	16	–	16	–	9	–	4.4	6800	–	6	–	4.2	71	–	3	3	3	–	–
309	16	–	–	13	25	6	–	6	–	5	–	5.2	8700	–	1	...	...	...	–	–	–	1	–	–
310	73	–	–	37	12	25	–	24	–	14	–	4.5	8000	–	10	–	4.3	77	–	4	4	4	1	–
311	76	–	–	40	8	22	–	22	–	16	–	4.9	8100	–	5	–	3.6	...	–	6	6	4	2	–
312	91	–	–	36	8	27	–	27	–	24	–	4.2	7500	–	3	...	...	...	–	6	6	5	2	–
313	72	–	–	35	8	23	–	23	–	15	–	4.3	9300	–	6	–	4.2	91	–	3	3	1	2	–
314	53	–	–	26	13	18	1	18	–	11	1	4.5	9000	–	7	–	4.1	88	–	1	1	3	1	1
315	35	–	–	43	9	11	–	11	–	5	–	5.2	9800	–	4	...	...	...	–	2	2	–	–	–
318#	24	–	–	33	–	12	–	6	–	–	–	–	–	–	10	–	1.8	54	–	5	5	4	1	–
401	5	–	–	20	–	2	...	...	...	...	...	...	...	–	...	...	...	...	–	...	...	...	...	...
402	449	–	–	11	1	207	1	30	134	3	...	...	...	–	197	1	3.0	95	–	5	5	2	1	–
403	59	–	–	54	10	14	–	13	–	10	–	4.9	8800	–	2	...	...	...	–	6	6	–	–	–
404	4	...	...	...	...	1	...	...	...	...	...	...	...	...	...	...	...	...	...	...	...	...	...	...
405	421	2	–	5	–	202	–	13	184	–	–	–	–	–	201	–	3.0	109	2	–	–	1	–	–
406	391	2	–	11	–	195	–	1	190	–	–	–	–	–	175	–	3.0	95	2	5	5	2	–	–
407	56	–	–	59	–	13	–	13	–	12	–	4.8	8100	–	–	–	–	–	–	4	4	–	1	–
408	32	–	–	41	19	8	1	8	–	6	1	4.2	4000	–	2	...	...	...	–	3	3	–	1	–
409	6	–	–	67	–	1	...	...	...	...	...	...	...	–	...	...	...	...	–	...	...	...	...	...
410	389	–	–	10	–	207	–	27	165	1	...	...	...	–	189	–	2.6	112	–	12	12	27	2	8
412	42	–	–	57	7	8	–	8	–	4	...	...	...	–	4	...	...	...	–	3	3	–	1	–
413	57	–	–	58	2	13	–	13	–	10	–	4.8	7500	–	2	...	...	...	–	4	4	–	3	–
414	57	–	–	47	7	14	–	12	–	9	–	5.1	9000	–	3	...	...	...	–	4	4	–	–	–
415	43	–	–	49	2	12	–	11	1	8	–	4.6	7800	–	4	...	...	...	–	3	3	2	1	–
416	38	–	–	21	18	18	–	18	–	6	–	4.8	7500	–	9	–	3.4	53	–	1	1	4	–	–
417	44	–	–	43	9	16	–	16	–	5	–	4.6	8800	–	8	–	4.5	72	–	3	3	1	2	–
418	39	–	–	31	13	14	–	14	–	12	–	4.6	6600	–	2	...	...	...	–	–	–	2	3	–
419#	80	–	–	48	5	22	–	22	–	7	–	4.3	8000	–	14	–	4.2	71	–	8	8	2	2	1
420#	77	–	–	42	3	22	–	22	–	14	–	4.5	8000	–	8	–	4.8	78	–	1	1	2	2	–
421	62	–	–	36	5	20	–	20	–	13	–	4.2	6800	–	6	–	4.2	75	–	2	2	–	2	–
422	97	–	–	50	3	24	–	24	–	18	–	4.4	7600	–	6	–	4.5	68	–	8	8	3	–	–
423	48	–	–	52	8	12	–	12	–	9	–	4.3	6800	–	2	...	...	...	–	3	3	1	1	–
424	53	–	–	38	11	18	1	16	1	10	1	4.5	6700	–	7	–	4.3	73	–	4	3	1	3	–
425	56	–	–	46	5	16	–	16	–	9	–	4.1	6800	–	3	...	...	...	–	5	5	1	1	–
501	84	–	–	55	7	26	–	24	–	11	–	4.2	7400	–	7	–	3.9	58	–	11	11	2	1	–
502	41	–	–	27	27	17	–	17	–	11	–	4.2	6900	–	3	...	...	...	–	2	2	4	1	–
503#	45	–	–	53	11	14	–	12	–	6	–	4.3	7900	–	6	–	3.7	53	–	3	3	2	3	–
504	101	–	–	47	4	25	–	25	–	16	–	4.4	7800	–	7	–	4.7	66	–	9	9	1	1	1
505	70	–	–	46	3	21	–	21	–	13	–	5.0	7600	–	6	–	4.3	68	–	3	3	2	2	–
506	68	–	–	41	3	17	–	17	–	14	–	5.4	9800	–	2	...	...	...	–	4	4	1	–	–
509	45	–	–	56	4	12	–	12	–	6	–	4.0	4900	–	4	...	...	...	–	5	5	2	2	–
510#	36	–	–	39	3	14	–	14	–	6	–	4.0	4800	–	5	–	4.2	59	–	1	1	–	2	–
511	37	–	–	41	8	11	–	11	–	6	–	4.8	4800	–	2	...	...	...	–	3	3	1	1	–
512	45	–	–	31	13	17	–	16	–	9	–	4.8	5900	–	7	–	3.6	52	–	3	3	2	–	–
513	67	–	–	60	3	22	1	18	–	5	1	4.4	7800	–	11	–	2.7	55	–	7	7	5	1	–

[Data exclude vacant seasonal and vacant migratory housing units. For minimum base for derived figures (percent, average, etc.) and meaning of symbols, see text]

Blocks Within Census Tracts	Total population	Percent of total population: Negro	Percent of total population: In group quarters	Percent of total population: Under 18 years	Percent of total population: 62 years and over	Year-round housing units: Total	Year-round housing units: Lacking some or all plumbing facilities	Year-round housing units: Units in—One-unit structures	Year-round housing units: Units in—Structures of 10 or more units	Occupied housing units: Owner: Total	Owner: Lacking some or all plumbing facilities	Owner: Average number of rooms	Owner: Average value (dollars)	Owner: Percent Negro	Renter: Total	Renter: Lacking some or all plumbing facilities	Renter: Average number of rooms	Renter: Average contract rent (dollars)	Renter: Percent Negro	1.01 or more persons per room: Total	1.01 or more persons per room: With all plumbing facilities	One-person households	With female head of family	With roomers, boarders, or lodgers
514	55	–	–	38	13	17	–	17	–	10	–	4.6	6200	–	5	–	4.2	...	–	6	6	2	1	–
515	80	–	–	49	11	19	1	19	–	14	1	4.3	6000	–	3	...	...	...	–	7	7	1	2	–
516	71	–	–	62	3	17	–	17	–	3	...	...	...	–	9	–	3.6	49	–	8	8	–	–	–
517	38	–	–	37	13	14	1	14	–	8	–	4.6	6800	–	3	...	...	...	–	3	3	2	1	–
518	84	–	–	49	8	22	–	22	–	12	–	4.2	5500	–	9	–	4.1	56	–	8	8	4	1	–
519	101	–	–	52	6	24	–	20	–	11	–	4.7	6900	–	12	–	3.7	66	–	10	10	3	1	–
601#	97	–	–	46	1	24	–	24	–	16	–	4.2	6800	–	6	–	4.3	68	–	13	13	–	–	–
602#	85	–	–	60	4	23	–	23	–	9	–	4.2	4400	–	8	–	3.5	58	–	8	8	3	–	–
603	38	–	–	32	16	15	–	14	–	10	–	4.5	4100	–	2	...	...	...	–	2	2	2	–	–
604	64	–	–	52	8	14	–	14	–	9	–	4.2	5000	–	5	–	4.4	...	–	6	6	1	3	1
605#	66	–	–	50	5	18	–	18	–	7	–	4.1	5000	–	9	–	3.1	44	–	8	8	–	3	–
606	35	–	–	54	6	10	–	10	–	5	–	4.0	...	–	3	...	...	...	–	3	3	1	–	–
607#	44	–	–	52	7	15	–	15	–	5	–	4.0	6200	–	6	–	3.0	47	–	5	5	1	–	–
608#	40	–	–	53	8	8	–	8	–	3	...	...	...	–	5	–	4.8	51	–	4	4	1	–	–
609	84	–	–	52	2	20	1	20	–	17	1	4.4	7000	–	1	...	...	...	–	8	8	–	1	–
611	51	–	–	53	–	12	–	12	–	8	–	5.0	7500	–	2	...	...	...	–	4	4	–	–	–
612	25	–	–	36	24	7	–	7	–	4	...	...	...	–	3	...	...	...	–	2	2	–	1	–
613#	58	–	–	53	9	19	–	14	–	5	–	4.0	7700	–	8	–	4.1	49	–	5	5	–	1	–
614#	49	–	–	53	6	14	–	14	–	5	–	4.2	4600	–	6	–	3.5	45	–	4	4	1	1	–
615#	75	–	–	56	3	15	–	15	–	9	–	4.2	5900	–	5	–	4.0	55	–	6	6	1	1	–
616#	38	–	–	53	16	13	–	11	–	6	–	4.0	5300	–	5	–	3.4	55	–	2	2	3	1	–
617	54	–	–	61	2	13	–	13	–	8	–	4.6	5500	–	1	...	...	...	–	5	5	–	–	–
618	61	–	–	54	5	12	1	12	–	6	1	4.3	6100	–	5	–	4.6	59	–	5	5	–	1	–
619	60	–	–	58	5	13	–	13	–	6	–	4.3	6200	–	6	–	3.8	38	–	4	4	1	–	–
620	34	–	–	32	6	13	–	13	–	8	–	4.4	8400	–	3	...	...	...	–	2	2	1	–	1
701	58	–	–	52	–	15	–	15	–	11	–	4.5	7100	–	4	...	...	...	–	4	4	2	–	–
702#	85	–	–	51	5	18	–	18	–	11	–	4.6	6600	–	5	–	4.8	65	–	10	10	–	3	–
703	51	–	–	37	12	17	–	15	–	12	–	4.7	5500	–	3	...	...	...	–	3	3	2	1	–
704	68	–	–	54	7	17	–	17	–	8	–	4.6	6200	–	7	–	4.1	59	–	5	5	–	–	1
705	87	–	–	51	3	19	–	16	–	5	–	3.2	4600	–	11	–	3.9	57	–	11	11	–	3	–
706	27	–	–	37	11	11	–	11	–	6	–	3.2	4000	–	5	–	3.8	51	–	2	2	4	1	–
707	51	–	–	53	6	14	–	14	–	8	–	4.4	5200	–	4	...	...	...	–	6	6	2	–	–
708	98	–	–	55	4	26	–	14	–	7	–	4.0	7300	–	15	–	3.1	60	–	10	10	–	1	–
709#	96	–	–	52	3	22	2	21	–	12	–	4.8	8000	–	7	2	3.6	57	–	8	7	1	–	–
710	64	–	–	47	3	15	–	15	–	9	–	5.0	6800	–	6	–	4.2	67	–	4	4	–	–	–
711	80	–	–	54	–	15	–	15	–	12	–	4.8	9200	–	3	...	...	...	–	6	6	–	–	1
713	69	–	–	41	6	20	–	20	–	15	–	4.9	8900	–	3	...	...	...	–	4	4	–	–	–
714	57	–	–	33	11	17	–	17	–	16	–	4.9	8900	–	1	...	...	...	–	2	2	1	2	–
716	37	–	–	38	–	11	–	11	–	9	–	4.7	8200	–	2	...	...	...	–	1	1	–	–	1
717	46	–	–	41	7	17	–	17	–	11	–	4.4	7100	–	4	...	...	...	–	3	3	2	3	–
801	54	–	–	50	6	14	–	14	–	11	–	4.4	7600	–	2	...	...	...	–	3	3	–	3	–
802	48	–	–	46	–	13	–	13	–	7	–	4.1	6200	–	5	–	4.0	...	–	3	3	1	–	–
803	68	–	–	50	3	16	–	16	–	12	–	4.3	7100	–	1	...	...	...	–	6	6	–	–	–
804	78	–	–	53	–	14	–	14	–	12	–	4.9	9200	–	2	...	...	...	–	7	7	–	–	–
805	69	–	–	42	4	15	–	14	–	11	–	5.3	8800	–	3	...	...	...	–	6	6	–	–	–
806	53	–	–	51	2	16	–	16	–	9	–	4.6	7600	–	4	...	...	...	–	4	4	1	1	–
807	7	–	–	14	–	3	...	...	...	...	...	...	...	–	...	...	...	...	–	...	...	...	...	...
808	36	–	–	58	–	10	–	8	–	4	...	...	...	–	4	...	...	...	–	3	3	1	–	–
810	65	–	–	48	2	18	–	18	–	13	–	4.2	7600	–	3	...	...	...	–	4	4	1	2	–
811	65	–	–	46	3	17	–	17	–	13	–	4.2	7900	–	4	...	...	...	–	5	5	1	2	–
812	75	–	–	53	4	16	–	16	–	11	–	4.4	8300	–	5	–	4.4	67	–	5	5	–	3	–
813	49	–	–	35	12	15	–	15	–	14	–	4.6	8800	–	1	...	...	...	–	3	3	3	2	–
814	118	–	–	54	1	24	–	24	–	17	–	5.1	9000	–	5	–	5.2	...	–	10	10	–	1	–
815	74	–	–	55	3	18	–	18	–	14	–	5.1	8400	–	3	...	...	...	–	4	4	–	3	–
816	48	–	–	52	–	11	–	11	–	6	–	5.0	7500	–	4	...	...	...	–	4	4	–	–	–
817	134	–	–	55	2	22	–	22	–	20	–	4.9	8800	–	2	...	...	...	–	12	12	–	1	–
818	81	–	–	46	7	22	–	22	–	18	–	4.6	7300	–	2	...	...	...	–	6	6	–	1	–
819	80	–	–	35	11	22	–	22	–	19	–	4.5	8000	–	3	...	...	...	–	8	8	1	2	1
901	18	–	–	56	11	4	...	...	...	...	...	...	...	–	...	...	...	...	–	...	...	...	...	...
905	4	...	...	...	...	2	...	...	...	...	...	...	...	...	...	...	...	...	...	...	...	...	...	...
4.01	261	2	36	56	8	45	–	44	–	26	–	5.5	13000	–	16	–	4.8	77	–	5	5	–	2	–
105	10	–	–	20	40	4	...	...	...	...	...	...	...	–	...	...	...	...	–	...	...	...	...	...
106	6	–	–	17	17	2	...	...	...	...	...	...	...	–	...	...	...	...	–	...	...	...	...	...
109	23	–	–	48	–	4	...	...	...	...	...	...	...	–	...	...	...	...	–	...	...	...	...	...
110	5	–	–	20	–	2	...	...	...	...	...	...	...	–	...	...	...	...	–	...	...	...	...	...
113	4	...	...	...	...	1	...	...	...	...	...	...	...	...	...	...	...	...	...	...	...	...	...	...
901	66	–	–	39	9	17	–	17	–	10	–	5.5	9700	–	7	–	4.3	65	–	3	3	–	–	–
905	21	–	–	43	10	6	–	5	–	2	...	...	...	–	3	...	...	...	–	–	–	–	–	–
906	3	...	...	...	...	1	...	...	...	...	...	...	...	...	...	...	...	...	...	...	...	...	...	...
908	94	6	100	88	–	–	–	–	–	–	–	–	–	–	–	–	–	–	–	–	–	–	–	–
912	27	–	–	48	22	7	–	7	–	2	...	...	...	–	4	...	...	...	–	1	1	–	–	–
917	2	...	...	...	...	1	...	...	...	...	...	...	...	...	...	...	...	...	...	...	...	...	...	...
4.02	4280	–	–	39	3	1359	2	1043	243	881	1	5.6	18500	–	386	1	3.7	145	1	66	66	90	70	40
101	90	–	–	47	3	23	–	23	–	19	–	5.3	19300	–	3	...	...	...	–	3	3	–	1	–
102	152	–	–	22	4	64	–	26	37	20	–	5.1	14900	–	39	–	4.3	167	–	–	–	7	2	6
103	27	4	–	52	–	7	–	7	–	4	...	...	...	...	3	...	...	...	...	–	–	–	1	–
104	174	–	–	40	8	49	–	49	–	43	–	5.6	16100	–	6	–	4.8	131	–	–	–	–	2	–
105	64	–	–	48	3	19	–	15	3	13	–	5.4	15000	–	4	...	...	...	–	2	2	3	–	–
106	118	–	–	38	5	36	–	36	–	34	–	5.9	17200	–	–	–	–	–	–	–	–	1	–	–
107	128	–	–	45	4	32	–	32	–	32	–	6.1	19800	–	–	–	–	–	–	1	1	–	5	1
108	183	–	–	45	3	45	–	44	–	44	–	5.9	19700	–	1	...	...	...	–	3	3	–	3	–
109	98	–	–	42	4	25	–	25	–	21	–	5.8	17900	–	4	...	...	...	–	2	2	–	1	–
110	60	–	10	30	3	17	1	17	–	15	1	5.7	19200	–	2	...	...	...	–	–	–	–	1	–
111	92	–	–	38	4	26	–	26	–	23	–	5.6	19700	–	2	...	...	...	–	1	1	–	1	1
112	74	–	–	42	3	21	–	21	–	18	–	5.8	19900	–	2	...	...	...	–	–	–	1	1	–
114	118	–	–	45	1	34	–	34	–	30	–	5.4	17600	–	2	...	...	...	–	3	3	2	1	–
115	227	–	–	8	1	137	1	17	108	1	...	...	...	–	127	1	2.4	143	–	14	14	49	5	7

[Data exclude vacant seasonal and vacant migratory housing units. For minimum base for derived figures (percent, average, etc.) and meaning of symbols, see text]

Blocks Within Census Tracts	Total population	Percent of total population: Negro	In group quarters	Under 18 years	62 years and over	Year-round housing units: Total	Lacking some or all plumbing facilities	Units in—: One-unit structures	Structures of 10 or more units	Occupied housing units: Owner: Total	Lacking some or all plumbing facilities	Average number of rooms	Average value (dollars)	Percent Negro	Renter: Total	Lacking some or all plumbing facilities	Average number of rooms	Average contract rent (dollars)	Percent Negro	1.01 or more persons per room: Total	With all plumbing facilities	One-person households	With female head of family	With roomers, boarders, or lodgers
117	131	–	–	46	4	35	–	34	1	28	–	5.6	19300	–	6	–	4.7	168	–	2	2	1	–	–
118#	71	–	–	39	4	22	–	13	–	12	–	5.0	17200	–	10	–	4.2	155	–	2	2	2	4	1
119	167	–	–	42	3	46	–	46	–	43	–	5.3	18300	–	3	...	...	...	–	3	3	–	2	–
120	133	–	–	45	3	35	–	35	–	31	–	5.3	19500	–	2	...	...	...	–	1	1	–	3	1
121	94	–	–	51	3	23	–	23	–	21	–	5.6	23100	–	2	...	...	...	–	2	2	2	1	1
122	72	–	–	38	3	21	–	21	–	20	–	5.5	20400	–	1	...	...	...	–	1	1	–	1	–
123	56	–	–	54	2	18	–	18	–	13	–	6.0	25400	–	–	–	–	–	–	–	–	–	–	–
201	65	–	–	42	2	18	–	18	–	17	–	6.1	27100	–	–	–	–	–	–	–	–	–	1	–
202	119	–	–	40	4	38	–	38	–	30	–	5.7	23300	–	3	...	...	...	–	1	1	–	1	–
203	–	–	–	–	–	1	...	...	...	...	...	...	...	–	...	...	...	...	–	...	...	...	...	...
204	82	–	–	37	5	23	–	23	–	18	–	5.8	27500	–	5	–	5.2	...	–	1	1	1	–	–
205	259	1	–	29	2	121	–	25	94	18	–	5.7	16400	–	81	–	3.7	121	1	4	4	15	16	16
206	173	–	–	46	1	45	–	45	–	40	–	5.7	15500	–	4	...	...	...	–	2	2	–	–	–
207	176	–	–	42	1	47	–	47	–	42	–	5.5	13500	–	5	–	4.0	133	–	4	4	2	1	1
208	165	–	–	40	2	46	–	46	–	38	–	5.4	14000	–	8	–	5.0	137	–	2	2	–	–	–
209	90	–	–	49	1	22	–	22	–	16	–	5.4	18700	–	6	–	5.5	135	–	1	1	–	2	–
212	101	–	–	36	2	35	–	13	–	11	–	5.5	17500	–	24	–	4.4	166	–	–	–	–	9	1
213	85	–	–	45	–	22	–	22	–	21	–	5.8	19600	–	1	...	...	...	–	2	2	–	–	–
214	77	–	–	47	–	21	–	21	–	21	–	5.5	17900	–	–	–	–	–	–	–	–	–	1	–
215	89	–	–	39	3	21	–	21	–	20	–	5.4	16700	–	1	...	...	...	–	3	3	1	1	–
216	71	–	–	52	1	17	–	17	–	14	–	5.3	16200	–	2	...	...	...	–	1	1	–	–	1
218	399	–	–	40	1	147	–	122	–	90	–	5.4	19400	–	27	–	4.2	173	–	5	5	3	3	3
4.03	3940	1	11	33	6	1095	3	982	26	828	2	6.2	27000	–	218	1	4.5	135	2	38	38	64	51	15
101†	†	†	†	†	†	†	†	†	†	†	†	†	†	†	†	†	†	†	†	†	†	†	†	†
102†	†	†	†	†	†	†	†	†	†	†	†	†	†	†	†	†	†	†	†	†	†	†	†	†
103†	†	†	†	†	†	†	†	†	†	†	†	†	†	†	†	†	†	†	†	†	†	†	†	†
104†	†	†	†	†	†	†	†	†	†	†	†	†	†	†	†	†	†	†	†	†	†	†	†	†
105†	†	†	†	†	†	†	†	†	†	†	†	†	†	†	†	†	†	†	†	†	†	†	†	†
106†	†	†	†	†	†	†	†	†	†	†	†	†	†	†	†	†	†	†	†	†	†	†	†	†
107†	†	†	†	†	†	†	†	†	†	†	†	†	†	†	†	†	†	†	†	†	†	†	†	†
108†	†	†	†	†	†	†	†	†	†	†	†	†	†	†	†	†	†	†	†	†	†	†	†	†
109†	†	†	†	†	†	†	†	†	†	†	†	†	†	†	†	†	†	†	†	†	†	†	†	†
110†	†	†	†	†	†	†	†	†	†	†	†	†	†	†	†	†	†	†	†	†	†	†	†	†
111†	†	†	†	†	†	†	†	†	†	†	†	†	†	†	†	†	†	†	†	†	†	†	†	†
112†	†	†	†	†	†	†	†	†	†	†	†	†	†	†	†	†	†	†	†	†	†	†	†	†
113†	†	†	†	†	†	†	†	†	†	†	†	†	†	†	†	†	†	†	†	†	†	†	†	†
114†	†	†	†	†	†	†	†	†	†	†	†	†	†	†	†	†	†	†	†	†	†	†	†	†
116†	†	†	†	†	†	†	†	†	†	†	†	†	†	†	†	†	†	†	†	†	†	†	†	†
117†	†	†	†	†	†	†	†	†	†	†	†	†	†	†	†	†	†	†	†	†	†	†	†	†
123†	†	†	†	†	†	†	†	†	†	†	†	†	†	†	†	†	†	†	†	†	†	†	†	†
201†	†	†	†	†	†	†	†	†	†	†	†	†	†	†	†	†	†	†	†	†	†	†	†	†
202†	†	†	†	†	†	†	†	†	†	†	†	†	†	†	†	†	†	†	†	†	†	†	†	†
203†	†	†	†	†	†	†	†	†	†	†	†	†	†	†	†	†	†	†	†	†	†	†	†	†
204†	†	†	†	†	†	†	†	†	†	†	†	†	†	†	†	†	†	†	†	†	†	†	†	†
205†	†	†	†	†	†	†	†	†	†	†	†	†	†	†	†	†	†	†	†	†	†	†	†	†
206†	†	†	†	†	†	†	†	†	†	†	†	†	†	†	†	†	†	†	†	†	†	†	†	†
207†	†	†	†	†	†	†	†	†	†	†	†	†	†	†	†	†	†	†	†	†	†	†	†	†
208†	†	†	†	†	†	†	†	†	†	†	†	†	†	†	†	†	†	†	†	†	†	†	†	†
210†	†	†	†	†	†	†	†	†	†	†	†	†	†	†	†	†	†	†	†	†	†	†	†	†
211†	†	†	†	†	†	†	†	†	†	†	†	†	†	†	†	†	†	†	†	†	†	†	†	†
212†	†	†	†	†	†	†	†	†	†	†	†	†	†	†	†	†	†	†	†	†	†	†	†	†
213†	†	†	†	†	†	†	†	†	†	†	†	†	†	†	†	†	†	†	†	†	†	†	†	†
214†	†	†	†	†	†	†	†	†	†	†	†	†	†	†	†	†	†	†	†	†	†	†	†	†
215†	†	†	†	†	†	†	†	†	†	†	†	†	†	†	†	†	†	†	†	†	†	†	†	†
216†	†	†	†	†	†	†	†	†	†	†	†	†	†	†	†	†	†	†	†	†	†	†	†	†
217†	†	†	†	†	†	†	†	†	†	†	†	†	†	†	†	†	†	†	†	†	†	†	†	†
218	67	–	–	39	2	19	–	18	–	16	–	5.4	17700	–	3	...	...	...	–	–	–	–	2	1
219	58	–	–	33	9	18	–	17	–	13	–	5.5	17600	–	3	...	...	...	–	1	1	–	–	–
220†	†	†	†	†	†	†	†	†	†	†	†	†	†	†	†	†	†	†	†	†	†	†	†	†
221†	†	†	†	†	†	†	†	†	†	†	†	†	†	†	†	†	†	†	†	†	†	†	†	†
222†	†	†	†	†	†	†	†	†	†	†	†	†	†	†	†	†	†	†	†	†	†	†	†	†
223†	†	†	†	†	†	†	†	†	†	†	†	†	†	†	†	†	†	†	†	†	†	†	†	†
224†	†	†	†	†	†	†	†	†	†	†	†	†	†	†	†	†	†	†	†	†	†	†	†	†
301	79	–	–	43	3	23	–	22	–	19	–	5.9	17800	–	3	...	...	...	–	1	1	1	–	–
302	72	–	–	42	6	19	–	19	–	16	–	5.4	16300	–	2	...	...	...	–	–	–	1	2	1
303	53	–	–	40	6	15	–	15	–	9	–	5.2	18100	–	5	–	5.4	...	–	–	–	–	–	–
304	35	–	–	34	3	11	–	11	–	8	–	5.0	16100	–	3	...	...	...	–	1	1	–	–	–
305	15	–	–	47	7	5	–	5	–	4	...	...	...	–	–	–	–	–	–	...	...	...	...	...
306	19	–	–	32	21	6	–	6	–	5	–	4.2	14300	–	1	...	...	...	–	–	–	–	–	–
307	26	–	–	42	–	9	–	9	–	7	–	5.0	11400	–	1	...	...	...	–	–	–	1	–	–
308	6	–	–	33	–	2	...	...	...	...	...	...	...	–	...	...	...	...	–	...	...	...	...	...
309	4	...	...	...	...	1	...	...	...	...	...	...	...	...	...	...	...	...	...	...	...	...	...	...
310	109	–	2	34	3	37	–	23	–	19	–	5.1	13500	–	16	–	4.4	168	–	3	3	4	3	–
311	151	–	–	42	2	43	1	43	–	31	1	5.1	14600	–	11	–	5.1	135	–	1	1	1	3	–
312	116	–	–	42	2	33	1	33	–	28	1	5.3	13500	–	4	...	...	...	–	2	2	1	2	–
313	104	–	–	41	3	29	–	29	–	17	–	5.1	13600	–	12	–	5.3	128	–	3	3	–	3	–
314	167	–	–	42	1	47	–	47	–	35	–	5.3	15600	–	11	–	5.3	148	–	3	3	–	2	1
315	60	–	–	42	2	18	–	18	–	14	–	5.5	17100	–	2	...	...	...	–	1	1	2	–	–
316	83	–	–	41	5	26	–	26	–	21	–	5.6	17400	–	3	...	...	...	–	2	2	1	2	–
317	65	–	–	35	11	19	–	19	–	17	–	5.5	18600	–	2	...	...	...	–	1	1	–	1	1
319	156	–	–	39	6	44	–	44	–	42	–	5.7	18500	–	2	...	...	...	–	3	3	2	2	–
320	176	–	–	35	6	51	–	51	–	43	–	5.8	19600	–	6	–	5.5	169	–	3	3	1	1	1
321#	110	–	–	35	10	33	–	33	–	28	–	5.7	17700	–	5	–	5.8	175	–	–	–	3	1	–
322	118	–	–	41	6	33	–	33	–	33	–	5.6	16900	–	–	–	–	–	–	1	1	1	4	–
323	119	–	–	33	13	37	–	37	–	33	–	5.7	17200	–	3	...	...	...	–	–	–	2	–	–
324	42	–	–	29	7	12	–	12	–	11	–	5.7	28400	–	1	...	...	...	–	1	1	1	2	–
325	35	–	–	43	9	11	–	11	–	10	–	6.2	24000	–	1	...	...	...	–	1	1	2	–	–

[Data exclude vacant seasonal and vacant migratory housing units. For minimum base for derived figures (percent, average, etc.) and meaning of symbols, see text]

Blocks Within Census Tracts	Total population	Percent of total population: Negro	In group quarters	Under 18 years	62 years and over	Year-round housing units: Total	Lacking some or all plumbing facilities	Units in—: One-unit structures	Structures of 10 or more units	Occupied housing units: Owner: Total	Lacking some or all plumbing facilities	Average number of rooms	Average value (dollars)	Percent Negro	Renter: Total	Lacking some or all plumbing facilities	Average number of rooms	Average contract rent (dollars)	Percent Negro	1.01 or more persons per room: Total	With all plumbing facilities	One-person households	With female head of family	With roomers, boarders, or lodgers
5	6418	–	99	1	–	39	–	11	7	–	–	–	–	–	36	–	3.5	35	–	2	2	16	–	–
102	2	...	...	...	...	–	–	–	–	–	–	–	–	–	–	–	–	–	–	–	–	–	–	–
105	574	1	100	–	–	3	...	...	...	...	...	...	...	...	...	...	...	...	...	...	...	...	...	...
106	592	–	99	1	1	6	–	1	4	–	–	–	–	–	5	–	3.0	...	–	–	–	5	–	–
107	4348	–	99	1	–	17	–	2	3	–	–	–	–	–	17	–	3.1	35	–	2	2	8	–	–
901	879	1	99	1	1	5	–	–	–	–	–	–	–	–	5	–	3.0	35	–	–	–	3	–	–
906	23	–	–	22	9	8	–	8	–	–	–	–	–	–	8	–	5.1	–	–	–	–	–	–	–
6.01	4303	1	4	11	15	2344	30	1012	637	444	5	5.3	12700	–	1652	19	3.2	92	1	89	86	740	102	280
101	33	–	–	39	18	12	1	10	–	3	...	...	...	–	7	1	4.3	83	–	2	1	2	–	–
102	309	1	–	6	1	167	1	22	134	1	...	...	...	...	161	1	3.1	126	1	4	4	40	8	25
103	98	–	–	21	12	35	–	26	–	9	–	4.8	10900	–	25	–	3.8	95	–	3	3	7	3	4
104	90	–	–	29	14	38	1	30	1	11	–	5.0	7500	–	22	1	3.2	71	–	6	6	9	3	–
105	74	–	–	20	26	34	–	29	–	13	–	4.5	8300	–	20	–	3.5	63	–	2	2	12	4	2
106	57	–	–	14	16	28	–	23	1	9	–	4.4	7200	–	17	–	3.9	80	–	1	1	6	3	–
107	96	–	–	32	15	36	–	29	–	16	–	4.9	8700	–	17	–	2.9	58	–	9	9	6	2	–
108	55	–	–	9	24	34	–	22	–	11	–	4.9	9200	–	19	–	3.4	77	–	1	1	12	1	1
109	68	–	–	16	21	40	1	25	–	11	–	4.5	15500	–	24	1	3.2	73	–	–	–	13	3	1
110	62	–	–	18	26	37	–	29	–	10	–	4.4	7900	–	23	–	4.0	76	–	–	–	14	5	1
111	64	–	–	6	9	43	–	18	–	6	–	4.5	...	–	29	–	3.2	74	–	1	1	10	2	5
112	86	–	–	14	12	43	1	18	12	9	–	5.6	9700	–	33	1	3.1	105	–	4	4	10	3	6
113#	75	3	8	19	15	37	–	23	–	11	–	4.6	10900	–	24	–	3.3	60	4	1	1	16	3	2
114#	65	–	–	20	15	36	1	20	–	6	1	4.5	...	–	27	–	3.6	73	–	1	1	12	4	3
201#	42	–	14	2	24	25	2	21	–	7	–	5.3	23000	–	14	–	3.0	74	–	1	1	9	–	4
202#	51	–	–	8	29	29	–	16	–	9	–	6.0	21300	–	16	–	3.7	67	–	1	1	7	1	3
203	25	–	–	28	32	17	–	12	–	5	–	5.8	...	–	5	–	5.8	91	–	1	1	5	–	–
204	2	...	...	...	...	1	...	...	...	...	...	...	...	...	...	...	...	...	...	...	...	...	...	...
205	19	5	–	–	42	14	1	12	–	7	1	5.9	16700	–	4	...	...	...	...	–	–	5	–	1
206	87	–	–	15	22	56	8	27	14	10	–	5.1	12200	–	39	7	2.8	63	–	2	1	28	2	2
207	75	–	–	11	13	36	–	15	–	10	–	5.4	14200	–	23	–	3.3	81	–	1	1	5	2	10
208	71	–	–	10	18	43	–	19	16	9	–	5.8	11900	–	28	–	3.1	102	–	–	–	10	1	4
209	55	2	–	16	33	39	1	22	–	10	1	6.7	14300	–	19	–	3.5	68	5	1	1	17	–	2
210	71	3	–	4	30	42	–	28	–	12	–	4.9	10600	–	28	–	3.5	87	7	1	1	14	3	1
211	45	–	–	4	53	31	–	21	–	16	–	5.0	11200	–	11	–	3.5	78	–	–	–	12	–	1
212	58	9	–	21	29	28	–	19	–	13	–	6.2	19300	–	12	–	3.3	76	8	2	2	8	2	1
213	59	7	–	3	34	38	–	25	–	16	–	5.1	12700	–	19	–	3.2	68	11	1	1	15	1	1
214	46	–	–	20	22	22	–	22	–	11	–	5.3	13000	–	11	–	4.4	77	–	1	1	7	–	–
215	47	2	–	9	17	28	–	9	–	3	...	...	...	...	23	–	2.9	68	4	1	1	11	1	3
216	35	–	–	9	29	17	–	12	–	4	...	...	...	–	12	–	3.3	68	–	–	–	2	2	–
301	37	–	–	14	38	17	–	12	1	9	–	6.9	23000	–	6	–	3.5	108	–	–	–	4	1	1
302#	70	–	–	9	27	31	–	18	1	14	–	6.3	18900	–	16	–	3.6	83	–	1	1	9	3	5
303#	67	–	–	10	21	46	–	17	7	5	–	7.2	21300	–	35	–	3.3	88	–	1	1	19	1	5
304	80	–	–	1	23	54	–	27	–	10	–	6.0	15600	–	39	–	3.1	79	–	–	–	24	1	9
305	152	–	–	1	7	73	2	11	54	5	–	5.6	...	–	58	2	3.0	133	–	11	11	16	1	39
306	14	–	–	7	14	11	–	4	1	4	...	...	...	–	4	...	...	...	–	–	–	3	–	2
307	69	1	–	7	26	39	–	20	1	8	–	6.3	13100	–	29	–	3.1	76	3	–	–	12	2	6
308	84	–	–	10	23	45	–	18	–	13	–	5.8	12500	–	30	–	3.1	73	–	1	1	16	3	5
309	73	1	–	8	15	51	–	16	–	8	–	5.1	17000	–	40	–	3.1	76	–	2	2	32	2	4
310	62	2	–	–	11	44	2	4	10	4	...	...	...	...	34	1	2.6	75	3	–	–	18	–	10
311	87	–	–	5	15	53	1	22	–	9	–	6.6	11200	–	39	1	3.5	77	–	1	1	18	3	13
312	18	–	–	17	17	6	–	4	–	3	...	...	...	–	3	...	...	...	–	–	–	–	1	2
313	14	–	–	21	29	10	–	3	1	2	...	...	...	–	7	–	3.1	82	–	–	–	7	–	–
314	14	–	–	14	7	7	1	2	–	–	–	–	–	–	7	1	2.4	67	–	1	–	2	1	1
315	52	–	15	4	12	26	–	15	1	2	...	...	...	–	23	–	3.7	72	–	–	–	9	2	2
401	73	1	–	6	21	44	1	25	1	11	–	5.5	11700	–	29	1	3.7	81	3	–	–	14	5	4
402#	169	–	90	1	1	11	–	1	6	1	...	...	...	–	9	–	2.2	134	–	1	1	4	1	1
403	107	–	–	8	3	64	–	7	41	3	...	...	...	–	54	–	3.9	100	–	2	2	21	1	16
404	56	–	–	13	13	39	3	23	–	8	1	5.3	...	–	22	–	3.2	72	–	–	–	15	1	4
405	93	–	5	29	3	34	–	24	–	5	–	5.6	7700	–	26	–	3.6	74	–	5	5	4	1	3
406	117	–	–	–	7	76	–	7	54	4	...	...	...	–	68	–	3.1	108	–	–	–	28	–	20
407	73	–	–	15	16	42	–	14	–	5	–	5.4	...	–	32	–	2.9	64	–	4	4	13	1	1
408	89	–	–	17	15	42	1	23	11	8	–	4.9	9200	–	30	–	3.6	91	–	2	2	7	2	9
409	63	–	–	18	30	32	–	24	–	11	–	4.8	8800	–	19	–	3.5	73	–	–	–	9	1	1
410	39	–	–	5	5	21	–	14	–	3	...	...	...	–	15	–	3.7	78	–	1	1	5	–	4
411	56	–	–	9	9	40	–	14	21	5	–	4.8	...	–	26	–	2.3	66	–	3	3	13	3	4
412	57	–	–	18	25	27	–	25	–	14	–	4.8	8000	–	11	–	3.9	76	–	2	2	7	–	–
413	121	–	–	10	2	63	–	6	50	1	...	...	...	–	58	–	3.5	129	–	–	–	11	2	7
414	277	1	–	2	1	210	1	7	198	–	–	–	–	–	171	1	2.7	117	1	3	3	76	4	19
6.02	2761	–	–	19	16	1450	31	616	381	288	2	5.1	11500	–	1011	17	3.3	90	1	90	89	471	91	68
101	4	...	...	...	...	1	...	...	...	...	...	...	...	...	...	...	...	...	...	...	...	...	...	...
102	53	–	–	–	6	27	–	2	24	3	...	...	...	–	24	–	3.6	151	–	–	–	6	–	11
103	13	–	–	39	23	4	...	...	...	...	...	...	...	–	...	...	...	...	–	...	...	...	...	...
104	42	–	–	52	7	9	–	6	–	5	–	4.4	5700	–	4	...	...	...	–	5	5	1	2	–
106	40	–	–	25	28	13	1	12	–	8	1	5.6	8800	–	4	...	...	...	–	3	3	1	1	–
107#	35	–	–	26	37	14	–	10	–	8	–	5.0	9400	–	6	–	4.3	72	–	–	–	1	5	–
108#	56	–	–	29	4	26	–	6	17	2	...	...	...	–	24	–	3.1	99	–	3	3	9	2	–
109	56	–	–	4	2	29	–	2	24	1	...	...	...	–	28	–	3.3	137	–	1	1	8	1	3
110	40	–	–	53	8	10	–	10	–	4	...	...	...	–	6	–	4.0	63	–	4	4	3	–	–
111	35	–	–	23	23	23	3	8	–	5	–	4.6	...	–	15	2	2.7	59	–	1	1	14	1	–
112	52	–	–	4	19	34	2	6	17	4	...	...	...	–	29	1	3.0	77	–	–	–	16	2	–
113	8	–	–	–	13	6	–	–	2	–	–	–	–	–	6	–	3.0	82	–	–	–	4	–	–
201	19	–	–	5	11	14	–	2	4	2	...	...	...	–	10	–	1.7	70	–	2	2	7	–	–
202	5	–	–	–	20	5	–	3	1	1	...	...	...	–	2	...	...	...	–	...	...	...	...	...
203	7	–	–	–	43	4	...	...	...	...	...	...	...	–	...	...	...	...	–	...	...	...	...	...
204	26	–	–	4	12	22	–	3	14	1	...	...	...	–	15	–	2.0	72	–	2	2	7	–	–
205	27	–	–	7	22	17	–	5	–	2	...	...	...	–	13	–	3.1	69	–	–	–	7	–	–
206	14	–	–	–	29	8	–	1	–	1	...	...	...	–	7	–	3.7	85	–	–	–	3	–	–
207	13	–	–	15	8	5	–	1	–	1	...	...	...	–	4	...	...	...	–	2	2	1	–	2
208	67	–	–	3	6	40	1	8	29	2	...	...	...	–	32	–	3.2	132	–	–	–	10	1	2

[Data exclude vacant seasonal and vacant migratory housing units. For minimum base for derived figures (percent, average, etc.) and meaning of symbols, see text]

Blocks Within Census Tracts	Total population	Percent of total population: Negro	In group quarters	Under 18 years	62 years and over	Year-round housing units: Total	Lacking some or all plumbing facilities	Units in—: One-unit structures	Structures of 10 or more units	Occupied housing units: Owner: Total	Lacking some or all plumbing facilities	Average number of rooms	Average value (dollars)	Percent Negro	Renter: Total	Lacking some or all plumbing facilities	Average number of rooms	Average contract rent (dollars)	Percent Negro	1.01 or more persons per room: Total	With all plumbing facilities	One-person households	With female head of family	With roomers, boarders, or lodgers
209	69	–	–	–	10	46	1	6	22	6	–	4.7	...	–	40	1	2.8	117	–	–	–	24	2	–
210	16	–	–	13	13	8	–	3	–	2	...	...	...	–	6	–	3.2	72	–	–	–	2	–	–
211	35	–	–	–	23	35	7	10	4	4	...	...	...	–	19	2	3.3	61	–	1	1	12	1	1
212	80	–	–	8	13	54	–	10	28	1	...	...	...	–	49	–	2.8	120	–	–	–	27	1	–
213	53	–	–	8	4	31	–	9	12	4	...	...	...	–	24	–	3.2	102	–	1	1	10	–	1
214	22	–	–	9	18	11	–	3	–	–	–	–	–	–	11	–	4.4	102	–	–	–	2	1	–
215	38	–	–	5	24	24	–	–	16	2	...	...	...	–	21	–	2.5	90	–	2	2	14	1	–
216	52	2	–	31	17	23	–	15	–	5	–	5.6	10300	–	13	–	3.9	69	–	2	2	3	6	–
301	15	–	–	33	7	8	–	4	–	1	...	...	...	–	5	–	3.4	65	–	1	1	2	–	–
303#	30	–	–	3	43	18	–	11	–	7	–	5.6	16000	–	10	–	3.8	76	–	–	–	7	–	–
304#	74	–	–	11	22	43	–	22	–	12	–	4.8	8500	–	29	–	3.6	75	–	–	–	16	2	1
305	53	–	–	8	38	35	1	20	1	13	–	5.2	11500	–	19	–	3.1	74	–	1	1	16	–	2
306	68	3	–	21	40	31	–	27	–	16	–	5.6	21900	–	12	–	3.3	78	17	1	1	6	1	–
307	84	–	–	24	23	37	–	28	–	10	–	5.6	12600	–	25	–	3.8	66	–	2	2	12	6	2
308	76	–	–	40	18	31	2	22	–	11	–	5.0	11600	–	16	–	4.3	70	–	3	3	8	3	1
309	84	–	–	4	12	55	–	10	36	4	...	...	...	–	47	–	3.1	104	–	–	–	21	2	1
310	114	2	–	28	11	64	8	18	20	7	–	5.4	9600	–	51	8	3.1	67	2	5	4	31	4	–
312	50	2	–	20	28	34	–	16	–	12	–	5.0	10100	–	14	–	3.3	68	7	1	1	11	2	1
313	26	–	–	19	12	15	2	6	–	2	...	...	...	–	11	1	3.3	56	–	1	1	6	2	–
314	15	7	–	7	27	14	–	5	–	–	–	–	–	–	11	–	3.7	72	9	–	–	8	–	–
315	20	–	–	25	30	16	–	4	–	2	...	...	...	–	10	–	3.2	74	–	–	–	10	–	–
316	2	...	...	...	...	2	...	...	...	...	...	...	...	...	...	...	...	...	...	...	...	...	...	...
401	44	–	–	9	32	26	1	16	–	12	–	6.1	13500	–	11	–	3.5	80	–	–	–	8	3	1
402	70	–	–	19	26	46	–	30	–	8	–	6.0	10900	–	30	–	3.2	65	–	1	1	18	2	2
403	87	1	–	15	21	51	–	26	15	9	–	5.1	8800	–	33	–	3.2	86	–	2	2	14	1	2
404	112	–	2	12	6	61	–	13	27	2	...	...	...	–	46	–	3.1	120	–	3	3	7	2	14
405	71	–	–	31	23	30	1	24	–	11	–	4.9	9600	–	16	1	3.9	63	–	3	3	5	4	2
406#	98	–	–	47	12	33	–	25	–	6	–	5.3	9300	–	19	–	3.8	66	–	8	8	3	5	1
407	61	–	–	28	15	24	–	18	–	7	–	5.0	7000	–	16	–	2.9	57	–	4	4	5	1	1
408	70	–	–	26	11	33	–	25	–	12	–	4.6	8800	–	18	–	3.1	60	–	3	3	10	2	–
409	83	–	–	23	8	44	–	30	–	14	–	4.9	8100	–	24	–	3.3	61	–	2	2	17	3	–
411	71	–	–	23	18	28	–	25	–	17	–	4.8	8300	–	10	–	3.8	79	–	3	3	4	6	4
412	96	–	–	42	4	36	–	25	–	8	–	5.3	7200	–	25	–	3.2	61	–	8	8	12	4	2
413#	85	–	–	28	7	31	1	11	11	6	–	4.0	...	–	25	1	2.8	78	–	7	7	6	3	2
414	125	–	–	10	1	61	–	4	57	–	–	–	–	–	61	–	4.0	125	–	1	1	12	4	9
7	2140	14	7	26	16	1201	76	450	297	139	5	4.9	13400	11	806	48	2.9	64	11	118	116	493	79	48
107	7	29	–	14	43	3	...	...	...	...	...	...	...	...	...	...	...	...	...	...	...	...	...	...
108#	51	10	–	53	6	13	–	3	–	–	–	–	–	–	13	–	2.8	61	8	6	6	1	3	3
113	3	...	...	...	...	2	...	...	...	...	...	...	...	...	...	...	...	...	...	...	...	...	...	...
114	4	...	...	...	...	3	...	...	...	...	...	...	...	...	...	...	...	...	...	...	...	...	...	...
115#	28	4	–	–	50	27	9	6	–	5	1	4.4	...	–	19	7	2.4	41	5	–	–	20	–	1
123	109	28	100	6	–	–	–	–	–	–	–	–	–	–	–	–	–	–	–	–	–	–	–	–
125#	30	–	23	10	10	11	1	3	–	1	...	...	...	–	10	1	3.1	62	–	1	1	8	–	–
126	1	...	...	...	...	1	...	...	...	...	...	...	...	...	...	...	...	...	...	...	...	...	...	...
201	1	...	...	...	...	1	...	...	...	...	...	...	...	...	...	...	...	...	...	...	...	...	...	...
207	53	2	–	4	42	49	–	1	46	–	–	–	–	–	49	–	1.2	68	2	2	2	45	1	–
213	2	...	...	...	...	2	...	...	...	...	...	...	...	...	...	...	...	...	...	...	...	...	...	...
215	1	...	...	...	...	1	...	...	...	...	...	...	...	...	...	...	...	...	...	...	...	...	...	...
217	3	...	...	...	...	4	...	...	...	...	...	...	...	...	...	...	...	...	...	...	...	...	...	...
219	1	...	...	...	...	1	...	...	...	...	...	...	...	...	...	...	...	...	...	...	...	...	...	...
225	1	...	...	...	...	1	...	...	...	...	...	...	...	...	...	...	...	...	...	...	...	...	...	...
301#	8	–	–	25	38	11	–	1	–	–	–	–	–	–	5	–	3.0	51	–	–	–	4	–	–
305	4	...	...	...	...	1	...	...	...	...	...	...	...	...	...	...	...	...	...	...	...	...	...	...
307	13	46	–	15	23	10	4	8	–	–	–	–	–	–	8	3	3.3	35	25	–	–	5	2	–
308	5	100	–	–	–	6	–	4	–	–	–	–	–	–	4	...	...	...	...	...	...	...	...	...
321	10	–	–	50	20	4	...	...	...	...	...	...	...	–	...	...	...	...	–	...	...	...	...	...
322	31	3	–	19	13	19	1	7	–	–	–	–	–	–	19	1	3.1	67	5	–	–	13	2	–
323	52	–	17	17	15	22	2	6	9	4	...	...	...	–	15	1	3.3	68	–	2	2	7	4	3
324#	11	–	–	27	18	18	7	2	2	1	...	...	...	–	5	–	2.8	67	–	1	1	3	–	1
325	6	–	–	83	–	1	...	...	...	...	...	...	...	–	...	...	...	...	–	...	...	...	...	...
326	2	...	...	...	...	1	...	...	...	...	...	...	...	...	...	...	...	...	...	...	...	...	...	...
329	5	100	–	40	–	1	...	...	...	...	...	...	...	...	...	...	...	...	...	...	...	...	...	...
330	6	50	–	17	33	5	–	5	–	–	–	–	–	–	3	...	...	...	...	...	...	...	...	...
331	57	100	–	56	–	35	–	9	25	6	–	2.7	16300	100	7	–	2.1	65	100	10	10	3	4	–
332	15	100	–	20	20	5	–	5	–	2	...	...	...	...	3	...	...	...	...	–	–	–	–	1
333	6	100	–	17	17	4	...	...	...	...	...	...	...	...	...	...	...	...	...	...	...	...	...	...
401	7	100	–	–	14	6	–	3	1	3	...	...	...	...	2	...	...	...	...	1	1	3	–	–
402#	18	100	–	17	22	14	8	12	–	2	...	...	...	...	10	7	2.9	46	100	–	–	8	1	–
403#	11	100	–	–	18	6	3	3	–	–	–	–	–	–	6	3	3.8	27	100	–	–	3	–	1
404#	42	95	–	38	12	40	–	12	27	–	–	–	–	–	18	–	2.1	44	94	5	5	10	2	2
406	6	100	–	–	67	4	...	...	...	...	...	...	...	...	...	...	...	...	...	...	...	...	...	...
407	4	...	...	...	...	4	...	...	...	...	...	...	...	...	...	...	...	...	...	...	...	...	...	...
408#	25	100	–	28	8	9	–	9	–	1	...	...	...	...	8	–	3.5	41	100	2	2	2	2	2
409	1	...	...	...	...	1	...	...	...	...	...	...	...	...	...	...	...	...	...	...	...	...	...	...
410	–	–	–	–	–	2	...	...	...	...	...	...	...	–	...	...	...	...	–	...	...	...	...	...
417	8	–	–	–	50	6	–	3	–	2	...	...	...	–	4	...	...	...	–	–	–	4	–	–
419#	12	–	–	–	42	13	1	4	–	4	...	...	...	–	7	1	1.9	65	–	–	–	10	–	1
420	–	–	–	–	–	1	...	...	...	...	...	...	...	–	...	...	...	...	–	...	...	...	...	...
421	28	–	–	7	18	28	–	–	24	1	...	...	...	–	19	–	2.4	65	–	–	–	14	2	1
425	15	–	–	13	40	10	–	4	–	2	...	...	...	–	6	–	3.2	43	–	–	–	2	–	1
427	22	–	–	41	14	9	–	6	–	2	...	...	...	–	5	–	4.4	83	–	1	1	1	–	1
428	18	–	–	–	61	15	1	8	–	4	...	...	...	–	8	–	3.4	59	–	–	–	7	1	1
429	27	–	11	11	30	16	–	7	–	4	...	...	...	–	12	–	3.0	65	–	–	–	8	2	1
430	51	–	–	22	28	30	–	24	–	7	–	5.9	16900	–	18	–	3.7	58	–	1	1	11	3	–
501	140	–	–	7	10	117	–	15	76	6	–	4.8	...	–	92	–	1.9	101	–	8	8	69	1	6
502	15	–	–	–	47	20	5	6	10	1	...	...	...	–	13	5	1.8	40	–	–	–	13	1	–
503	27	–	–	–	26	21	–	3	10	1	...	...	...	–	18	–	2.5	63	–	–	–	11	–	2
504	13	–	–	15	46	11	–	6	–	3	...	...	...	–	6	–	2.5	65	–	–	–	5	3	–

[Data exclude vacant seasonal and vacant migratory housing units. For minimum base for derived figures (percent, average, etc.) and meaning of symbols, see text]

Blocks Within Census Tracts	Total population	Percent of total population: Negro	In group quarters	Under 18 years	62 years and over	Year-round housing units: Total	Lacking some or all plumbing facilities	Units in—: One-unit structures	Structures of 10 or more units	Occupied housing units: Owner: Total	Lacking some or all plumbing facilities	Average number of rooms	Average value (dollars)	Percent Negro	Renter: Total	Lacking some or all plumbing facilities	Average number of rooms	Average contract rent (dollars)	Percent Negro	1.01 or more persons per room: Total	With all plumbing facilities	One-person households	With female head of family	With roomers, boarders, or lodgers
505	18	–	–	22	11	15	1	3	–	–	–	–	–	–	11	–	3.5	64	–	–	–	6	2	–
506#	16	–	–	6	–	10	–	4	–	2	...	...	...	–	8	–	3.4	76	–	–	–	5	1	1
507	23	–	–	22	35	14	–	11	–	3	...	...	...	–	7	–	4.0	58	–	1	1	5	–	1
508#	43	–	21	14	14	19	–	5	–	3	...	...	...	–	13	–	3.2	68	–	2	2	6	1	3
509	3	...	...	...	...	3	...	...	...	...	...	...	...	...	...	...	...	...	...	...	...	...	...	...
512	33	–	–	15	15	30	–	7	13	1	...	...	...	–	20	–	2.9	50	–	2	2	10	3	1
513	17	–	41	12	29	13	1	5	–	1	...	...	...	–	5	1	3.4	...	–	1	1	4	–	–
514	19	11	–	11	26	12	–	4	–	4	...	...	...	...	8	–	2.9	66	13	–	–	6	–	1
516	5	60	–	–	60	5	–	5	–	–	–	–	–	–	4	...	...	...	...	...	...	...	...	...
517	2	...	...	...	...	4	...	...	...	...	...	...	...	...	...	...	...	...	...	...	...	...	...	...
519	–	–	–	–	–	1	...	...	...	...	...	...	...	–	...	...	...	...	–	...	...	...	...	...
528	38	–	–	–	45	42	6	8	24	2	...	...	...	–	27	6	2.3	56	–	–	–	22	1	1
601	49	–	–	8	16	49	13	8	14	3	...	...	...	–	30	4	2.7	63	–	1	1	22	2	–
603	3	...	...	...	...	1	...	...	...	...	...	...	...	...	...	...	...	...	...	...	...	...	...	...
606	11	–	–	–	46	5	1	1	–	2	...	...	...	–	3	...	...	...	–	1	–	3	–	1
607#	24	–	–	33	8	12	–	5	–	2	...	...	...	–	8	–	3.6	85	–	3	3	4	2	1
608	66	–	–	27	17	30	–	13	–	6	–	4.2	...	–	17	–	3.6	66	–	5	5	5	4	–
609	67	–	–	24	19	38	1	18	–	13	–	5.2	7200	–	20	1	3.4	76	–	1	1	16	3	–
610	34	–	–	38	15	14	–	7	–	1	...	...	...	–	12	–	3.9	78	–	1	1	3	1	–
611	53	–	–	51	9	18	1	6	–	3	...	...	...	–	13	–	3.1	64	–	4	3	6	2	4
612	8	13	–	–	38	7	2	–	–	2	...	...	...	...	4	...	...	...	...	–	–	4	–	–
613#	31	19	–	36	16	11	–	6	–	2	...	...	...	...	7	–	4.7	61	14	3	3	3	2	1
614	49	–	–	41	14	22	–	11	–	3	...	...	...	–	16	–	3.4	58	–	3	3	8	2	2
615	51	–	16	41	14	19	–	10	–	3	...	...	...	–	13	–	3.4	56	–	2	2	3	1	–
616	108	3	–	47	10	37	–	29	–	6	–	5.3	6600	–	25	–	3.9	54	8	10	10	10	4	–
617	124	8	–	53	5	41	–	23	–	3	...	...	...	...	26	–	3.6	56	8	13	13	4	3	–
618	53	–	–	21	4	31	–	7	16	–	–	–	–	–	26	–	3.0	59	–	3	3	15	–	1
619	50	30	–	42	10	13	–	6	–	3	...	...	...	...	9	–	3.2	59	33	6	6	1	3	–
620	19	–	–	37	5	8	–	5	–	1	...	...	...	–	6	–	2.3	43	–	1	1	2	1	–
621#	18	22	–	33	11	6	–	3	–	1	...	...	...	...	5	–	3.4	55	40	2	2	1	1	–
622#	15	–	–	47	–	6	–	5	–	–	–	–	–	–	5	–	3.0	47	–	2	2	2	–	–
623	12	–	–	50	8	3	...	...	...	...	...	...	...	–	...	...	...	...	–	...	...	...	...	...
624	36	11	–	58	–	11	–	7	–	–	–	–	–	–	8	–	3.8	66	13	4	4	1	2	–
626	6	–	–	50	–	1	...	...	...	...	...	...	...	–	...	...	...	...	–	...	...	...	...	...
627	2	...	...	...	...	1	...	...	...	...	...	...	...	...	...	...	...	...	...	...	...	...	...	...
629	6	100	–	83	–	2	...	...	...	...	...	...	...	...	...	...	...	...	...	...	...	...	...	...
630	12	–	–	58	8	2	...	...	...	...	...	...	...	–	...	...	...	...	–	...	...	...	...	...
8	3061	14	2	48	10	971	160	753	131	284	38	4.3	5600	5	473	66	3.5	43	23	276	234	143	143	8
107	3	...	...	...	...	4	...	...	...	...	...	...	...	...	...	...	...	...	...	...	...	...	...	...
111	15	–	–	13	7	6	1	6	–	1	...	...	...	–	4	...	...	...	–	1	1	–	–	–
114	33	–	–	27	15	11	–	11	–	2	...	...	...	–	9	–	3.6	59	–	1	1	–	–	–
119	78	–	8	54	5	22	10	14	6	4	...	...	...	–	14	6	2.2	44	–	10	5	6	3	–
202	15	–	–	53	7	4	...	...	...	...	...	...	...	–	...	...	...	...	–	...	...	...	...	...
203	47	–	–	68	4	9	2	9	–	3	...	...	...	–	5	1	2.6	37	–	5	4	1	2	–
204	39	3	–	49	18	8	–	8	–	3	...	...	...	...	5	–	4.0	45	20	5	5	1	1	–
205	63	–	–	64	3	10	–	10	–	4	...	...	...	–	6	–	2.8	39	–	7	7	–	2	–
206	43	–	–	44	14	12	–	12	–	8	–	4.5	4900	–	2	...	...	...	–	5	5	–	2	–
207	47	2	–	66	2	13	3	8	–	1	...	...	...	...	8	–	3.5	44	–	5	5	–	5	–
208	16	–	–	44	19	4	...	...	...	...	...	...	...	–	...	...	...	...	–	...	...	...	...	...
209	27	–	–	48	11	6	2	6	–	4	...	...	...	–	1	...	...	...	–	3	2	–	1	–
210	78	–	–	41	14	29	4	29	–	14	2	4.3	5600	–	3	...	...	...	–	8	8	–	2	–
211	72	1	–	47	13	25	11	16	–	7	4	4.0	4600	–	9	3	3.0	44	11	6	2	3	–	–
212	33	–	–	42	18	9	–	7	–	6	–	4.5	7000	–	–	–	–	–	–	3	3	–	2	–
213	106	–	–	57	5	24	1	24	–	15	1	4.3	5200	–	7	–	3.7	...	–	12	11	2	4	1
214	23	–	–	26	22	13	1	13	–	5	1	4.8	6200	–	3	...	...	...	–	1	1	2	2	–
301	3	...	...	...	...	1	...	...	...	...	...	...	...	...	...	...	...	...	...	...	...	...	...	...
302	38	–	–	50	13	10	1	9	–	6	1	4.3	5800	–	4	...	...	...	–	4	4	3	1	–
303	111	–	–	51	7	32	5	31	–	16	2	4.6	4500	–	11	2	3.4	44	–	11	9	6	7	1
304	80	–	–	51	13	27	2	27	–	13	2	4.2	5000	–	8	–	3.1	42	–	7	7	4	6	–
305#	65	–	–	45	8	19	4	14	–	6	1	3.3	5200	–	11	3	2.8	37	–	6	6	5	2	2
306	59	–	–	61	7	13	3	13	–	9	2	3.9	7600	–	2	...	...	...	–	6	6	3	2	–
307	44	–	–	61	9	11	2	10	–	7	1	4.0	5300	–	2	...	...	...	–	4	3	–	4	–
308	19	–	–	32	11	6	6	5	–	4	...	...	...	–	1	...	...	...	–	2	–	1	1	–
312	38	–	–	45	16	10	1	10	–	6	–	4.3	4900	–	4	...	...	...	–	3	2	2	–	–
313	21	29	–	43	14	6	–	6	–	2	...	...	...	...	4	...	...	...	...	3	3	–	1	–
401	10	–	–	60	10	2	...	...	...	...	...	...	...	–	...	...	...	...	–	...	...	...	...	...
402	4	...	...	...	...	1	...	...	...	...	...	...	...	...	...	...	...	...	...	...	...	...	...	...
403	90	–	–	58	10	21	12	20	1	3	...	...	...	–	16	9	3.4	49	–	8	3	2	5	–
404	44	–	–	41	9	11	3	9	–	9	2	3.8	4700	–	2	...	...	...	–	4	2	–	1	–
405	104	–	–	61	3	20	–	20	–	12	–	5.0	5500	–	5	–	3.2	...	–	9	9	2	1	–
406	61	–	–	51	3	14	1	13	–	9	1	4.3	4300	–	3	...	...	...	–	6	5	1	2	–
410	121	8	5	49	3	34	–	18	16	13	–	5.1	6600	8	10	–	2.5	51	10	12	12	3	3	–
414	69	–	–	62	3	13	2	13	–	5	–	4.4	...	–	7	2	2.6	35	–	9	8	1	1	–
415	13	–	–	31	15	4	...	...	...	...	...	...	...	–	...	...	...	...	–	...	...	...	...	...
416	6	–	–	33	–	9	–	1	–	–	–	–	–	–	3	...	...	...	–	...	...	...	...	...
418	60	22	–	58	2	15	–	14	–	5	–	5.2	8200	–	7	–	3.0	42	29	8	8	–	4	–
419	19	–	–	26	–	10	–	10	–	4	...	...	...	–	2	...	...	...	–	1	1	1	1	–
420	425	9	–	53	13	127	–	31	92	1	...	...	...	...	108	–	4.3	41	7	30	30	20	34	1
421	24	–	–	46	8	8	–	8	–	3	...	...	...	–	3	...	...	...	–	3	3	–	–	–
422	19	–	–	21	21	12	1	8	–	4	...	...	...	–	4	...	...	...	–	–	–	3	–	–
502	19	100	–	58	11	6	3	6	–	1	...	...	...	...	4	...	...	...	...	2	2	1	1	–
503	28	29	–	43	7	10	2	9	–	5	–	4.6	...	–	4	...	...	...	...	2	2	2	3	–
504#	40	35	–	58	8	12	3	12	–	3	...	...	...	...	7	–	3.0	36	57	5	4	5	1	–
505#	35	23	–	46	6	13	2	12	–	2	...	...	...	...	9	1	4.0	53	22	1	1	–	3	–
506	3	...	...	...	...	1	...	...	...	...	...	...	...	...	...	...	...	...	...	...	...	...	...	...
509	16	19	–	50	6	10	3	10	–	2	...	...	...	...	4	...	...	...	...	1	1	4	1	–
510	51	22	47	29	6	12	7	12	–	1	...	...	...	...	4	...	...	...	...	3	3	–	–	–
511	6	17	–	17	33	8	7	7	–	–	–	–	–	–	4	...	...	...	...	...	...	...	...	...
512	4	...	...	...	...	4	...	...	...	...	...	...	...	...	...	...	...	...	...	...	...	...	...	...

[Data exclude vacant seasonal and vacant migratory housing units. For minimum base for derived figures (percent, average, etc.) and meaning of symbols, see text]

Blocks Within Census Tracts	Total population	Percent of total population: Negro	In group quarters	Under 18 years	62 years and over	Year-round housing units: Total	Lacking some or all plumbing facilities	Units in—: One-unit structures	Structures of 10 or more units	Occupied housing units: Owner: Total	Lacking some or all plumbing facilities	Average number of rooms	Average value (dollars)	Percent Negro	Renter: Total	Lacking some or all plumbing facilities	Average number of rooms	Average contract rent (dollars)	Percent Negro	1.01 or more persons per room: Total	With all plumbing facilities	One-person households	With female head of family	With roomers, boarders, or lodgers
513	25	4	-	40	16	10	5	9	-	4	...	...	...	...	4	...	...	...	...	1	-	2	-	-
514	12	-	-	33	17	5	2	5	-	1	...	...	...	-	3	...	...	...	-	...	...	...	...	...
601#	39	18	-	46	18	12	4	12	-	3	...	...	...	...	8	2	3.6	46	25	4	3	3	1	-
602#	21	62	-	24	29	13	7	13	-	2	...	...	...	...	10	6	3.1	34	60	-	-	6	2	1
603#	27	78	-	48	7	15	4	14	-	2	...	...	...	...	8	1	3.0	40	63	2	2	5	1	-
604	9	33	-	11	-	8	2	7	-	2	...	...	...	...	2	...	...	...	...	...	...	...	...	...
605	8	88	-	50	13	2	...	...	...	...	...	...	...	...	...	...	...	...	...	...	...	...	...	...
606	9	44	-	33	11	6	1	6	-	1	...	...	...	...	3	...	...	...	...	...	...	...	...	...
607#	160	68	24	47	6	69	14	33	7	4	...	...	...	...	24	7	3.8	31	88	11	4	4	8	-
608	18	22	-	28	44	7	-	7	-	4	...	...	...	...	3	...	...	...	...	1	1	1	-	-
609	4	...	...	...	...	2	...	...	...	...	...	...	...	...	...	...	...	...	...	...	...	...	...	...
610	5	80	-	-	20	3	...	...	...	...	...	...	...	...	...	...	...	...	...	...	...	...	...	...
611	7	29	-	14	-	4	...	...	...	...	...	...	...	...	...	...	...	...	...	...	...	...	...	...
612	20	75	-	30	40	8	1	8	-	5	-	4.4	5200	20	3	...	...	...	...	2	1	4	-	-
613#	36	56	-	33	19	20	1	20	-	3	...	...	...	...	12	-	3.5	48	67	4	4	5	3	1
614	10	10	-	30	10	8	-	7	1	-	-	-	-	-	4	...	...	...	...	...	...	...	...	...
617#	36	78	-	44	14	11	-	9	-	2	...	...	...	...	8	-	3.8	46	88	4	4	2	3	-
618	4	...	...	...	...	3	...	...	...	...	...	...	...	...	...	...	...	...	...	...	...	...	...	...
701	35	69	-	40	6	16	-	14	-	3	...	...	...	...	13	-	2.7	34	92	4	4	11	1	-
702	1	...	...	...	...	1	...	...	...	...	...	...	...	...	...	...	...	...	...	...	...	...	...	...
705	3	...	...	...	...	2	...	...	...	...	...	...	...	...	...	...	...	...	...	...	...	...	...	...
707	12	33	-	33	-	3	...	...	...	...	...	...	...	...	...	...	...	...	...	...	...	...	...	...
711#	60	27	-	42	5	19	-	11	8	3	...	...	...	...	15	-	2.5	66	7	7	7	5	1	-
715	13	-	-	54	-	3	...	...	...	...	...	...	...	-	...	...	...	...	-	...	...	...	...	...
9	3765	44	-	46	4	1492	5	1461	-	777	3	5.2	10100	43	138	-	4.3	79	11	199	197	57	69	15
101	33	6	-	52	9	9	-	9	-	5	-	5.8	...	-	3	...	...	...	...	2	2	1	-	-
103	13	-	-	15	62	6	-	6	-	6	-	4.3	5800	-	-	-	-	-	-	-	-	1	-	-
104	7	-	-	-	57	7	-	7	-	5	-	4.0	5600	-	-	-	-	-	-	-	-	3	-	-
106	6	-	-	-	33	2	...	...	...	...	...	...	...	-	...	...	...	...	-	...	...	...	...	...
111	-	-	-	-	-	1	...	...	...	...	...	...	...	-	...	...	...	...	-	...	...	...	...	...
117	84	73	-	44	5	41	-	41	-	23	-	5.0	9000	65	-	-	-	-	-	2	2	-	-	2
119	47	66	-	45	6	42	1	42	-	11	1	4.4	9400	82	-	-	-	-	-	3	3	1	1	-
120	67	18	-	55	2	48	-	48	-	14	-	4.6	7800	21	1	...	...	...	...	4	4	-	2	-
121	52	64	-	52	-	48	-	48	-	11	-	3.9	8800	73	1	...	...	...	...	4	4	1	-	-
122	88	80	-	44	-	28	-	28	-	23	-	5.6	11700	78	-	-	-	-	-	3	3	1	3	-
123	83	48	-	55	1	29	1	29	-	16	1	5.0	10900	56	1	...	...	...	...	6	5	-	5	1
124	58	41	-	48	5	38	-	38	-	13	-	5.2	10700	39	-	-	-	-	-	3	3	-	-	-
125	41	59	-	54	2	38	-	38	-	5	-	5.2	...	60	1	...	...	...	...	5	5	-	-	-
126	32	25	-	41	6	8	-	8	-	8	-	4.8	8800	25	-	-	-	-	-	2	2	-	-	-
127	50	78	-	56	2	18	-	18	-	11	-	4.4	8500	73	-	-	-	-	-	6	6	-	2	-
201	117	44	-	49	2	40	-	40	-	28	-	5.1	9400	43	1	...	...	...	...	6	6	1	2	-
202#	127	13	-	39	5	54	-	54	-	27	-	5.1	9900	22	5	-	5.0	85	20	5	5	2	1	1
203	142	24	-	45	8	57	-	56	-	30	-	5.2	9100	17	2	...	...	...	...	9	9	2	2	-
204	29	52	-	48	-	19	-	19	-	8	-	4.8	8400	38	-	-	-	-	-	1	1	1	1	-
205	62	29	-	42	8	51	-	51	-	13	-	5.3	10800	15	2	...	...	...	...	2	2	1	2	-
206	126	64	-	52	2	36	-	36	-	25	-	5.3	10000	56	1	...	...	...	...	9	9	1	1	1
207	141	45	-	43	4	43	-	43	-	32	-	5.3	10800	47	4	...	...	...	...	7	7	2	2	-
208	91	50	-	45	4	34	-	34	-	21	-	5.1	10700	57	-	-	-	-	-	5	5	-	1	1
209	172	59	-	49	4	64	-	63	-	34	-	5.2	9900	59	3	...	...	...	...	10	10	2	3	1
210	91	41	-	41	-	44	-	43	-	23	-	5.2	10700	35	3	...	...	...	...	3	3	1	4	1
211	122	73	-	53	-	41	-	40	-	25	-	5.0	9800	64	-	-	-	-	-	8	8	-	3	-
212	92	51	-	48	8	42	-	42	-	19	-	5.4	9900	32	-	-	-	-	-	3	3	-	-	-
213	73	77	-	53	6	25	-	25	-	16	-	5.3	10300	75	-	-	-	-	-	6	6	2	3	1
214	144	38	-	57	-	36	-	36	-	25	-	5.3	9600	40	-	-	-	-	-	13	13	-	1	1
215	77	74	-	53	-	34	-	34	-	16	-	5.3	10300	63	-	-	-	-	-	7	7	-	1	-
216	40	58	-	50	-	26	-	26	-	9	-	5.2	10100	67	-	-	-	-	-	3	3	-	1	1
217	38	90	-	47	-	12	-	12	-	9	-	5.4	9600	78	-	-	-	-	-	1	1	-	1	-
218	69	80	-	57	-	31	-	31	-	15	-	5.4	10600	80	1	...	...	...	...	4	4	1	3	1
219	81	57	-	47	3	54	-	54	-	17	-	4.9	9200	59	3	...	...	...	...	5	5	-	3	1
220	57	65	-	35	2	29	-	29	-	16	-	5.1	10000	50	-	-	-	-	-	3	3	3	-	-
221	137	58	-	49	1	48	-	47	-	27	-	5.2	10600	56	2	...	...	...	...	8	8	-	1	-
301	111	-	-	46	3	31	-	30	-	13	-	4.9	8500	-	16	-	3.9	63	-	6	6	2	2	-
302	46	-	-	24	9	17	-	17	-	7	-	4.9	8000	-	9	-	3.8	68	-	1	1	1	3	-
303	42	-	-	48	7	15	-	15	-	6	-	5.2	7400	-	6	-	4.5	...	-	2	2	4	-	-
304	28	-	-	29	14	11	-	11	-	9	-	4.6	8700	-	1	...	...	...	-	-	-	1	1	-
305	10	40	-	20	30	5	-	5	-	2	...	...	...	...	3	...	...	...	...	-	-	2	-	-
306	28	-	-	64	-	5	-	5	-	2	...	...	...	-	3	...	...	...	-	2	2	1	-	-
307	6	-	-	67	-	1	...	...	...	...	...	...	...	-	...	...	...	...	-	...	...	...	...	...
309	6	-	-	50	-	1	...	...	...	...	...	...	...	-	...	...	...	...	-	...	...	...	...	...
314	6	-	-	50	-	1	...	...	...	...	...	...	...	-	...	...	...	...	-	...	...	...	...	...
315	4	...	...	...	...	1	...	...	...	...	...	...	...	...	...	...	...	...	...	...	...	...	...	...
316	4	...	...	...	...	1	...	...	...	...	...	...	...	...	...	...	...	...	...	...	...	...	...	...
318	4	...	...	...	...	2	...	...	...	...	...	...	...	-	...	...	...	...	...	...	...	...	...	...
326	6	-	-	33	17	2	...	...	...	...	...	...	...	...	...	...	...	...	...	...	...	...	...	...
328	25	20	-	36	12	9	-	5	-	2	...	...	...	...	6	-	2.7	...	17	4	4	2	-	-
902	2	...	...	...	...	1	...	...	...	...	...	...	...	...	...	...	...	...	...	...	...	...	...	...
903	86	4	-	36	8	28	1	28	-	18	1	4.3	4300	-	10	-	4.2	54	10	4	3	6	1	-
916#	135	25	-	40	4	48	2	31	-	16	-	5.1	10400	44	28	-	4.0	98	-	4	4	4	5	1
917	20	-	-	20	25	6	-	6	-	5	-	5.2	10800	-	1	...	...	...	-	-	-	2	-	-
918	498	43	-	45	4	118	-	118	-	101	-	5.7	12700	41	13	-	4.7	73	8	15	15	2	7	1
919	4	...	...	...	...	2	...	...	...	...	...	...	...	...	...	...	...	...	...	...	...	...	...	...
920	1	...	...	...	...	1	...	...	...	...	...	...	...	...	...	...	...	...	...	...	...	...	...	...
924	4	...	...	...	...	3	...	...	...	...	...	...	...	...	...	...	...	...	...	...	...	...	...	...
10	4269	59	2	51	6	1138	13	1018	33	653	4	4.8	6700	59	320	7	3.8	61	70	353	347	130	175	24
101	59	14	-	42	7	22	-	20	-	6	-	4.7	4800	-	14	-	3.9	53	29	5	5	5	4	-
104	23	-	-	61	-	3	...	...	...	...	...	...	...	-	...	...	...	...	-	...	...	...	...	...
105	3	...	...	...	...	1	...	...	...	...	...	...	...	...	...	...	...	...	...	...	...	...	...	...

[Data exclude vacant seasonal and vacant migratory housing units. For minimum base for derived figures (percent, average, etc.) and meaning of symbols, see text]

Blocks Within Census Tracts	Total population	Percent of total population: Negro	In group quarters	Under 18 years	62 years and over	Year-round housing units: Total	Lacking some or all plumbing facilities	Units in—: One-unit structures	Structures of 10 or more units	Occupied housing units: Owner: Total	Lacking some or all plumbing facilities	Average number of rooms	Average value (dollars)	Percent Negro	Renter: Total	Lacking some or all plumbing facilities	Average number of rooms	Average contract rent (dollars)	Percent Negro	1.01 or more persons per room: Total	With all plumbing facilities	One-person households	With female head of family	With roomers, boarders, or lodgers
107	7	71	–	29	–	2	...	...	...	...	...	...	...	...	...	...	...	...	...	...	...	...	...	...
108	–	–	–	–	–	1	...	...	...	...	...	...	...	–	...	...	...	...	–	...	...	...	...	...
110	91	40	–	51	2	20	–	20	–	16	–	5.0	6300	38	3	...	...	...	...	4	4	1	3	1
111	94	44	–	45	6	22	–	22	–	15	–	4.9	7000	27	5	–	5.0	73	40	6	6	2	2	–
112	89	42	–	58	6	23	–	23	–	15	–	5.1	6700	53	–	–	–	–	–	8	8	1	2	–
113	148	55	–	60	1	41	–	40	–	25	–	5.1	7800	56	1	...	...	...	...	16	16	1	4	–
114	50	–	–	50	2	12	–	10	–	–	–	–	–	–	12	–	3.3	68	–	6	6	1	2	2
115	24	21	–	58	4	5	–	5	–	4	...	...	...	...	–	–	–	–	–	...	...	...	...	...
201	26	23	23	19	19	11	–	6	3	6	–	4.5	...	–	4	...	...	...	...	–	–	3	–	–
202	46	74	–	52	4	12	–	12	–	5	–	4.4	6200	80	3	...	...	...	...	4	4	1	2	–
203#	51	53	–	41	6	17	1	17	–	10	–	4.9	5700	50	5	–	3.6	63	40	3	3	2	2	–
204	47	96	–	62	4	15	–	15	–	10	–	4.7	7300	90	–	–	–	–	–	5	5	1	2	–
205	24	83	–	50	21	6	–	6	–	5	–	4.8	8200	60	–	–	–	–	–	2	2	–	1	–
206	–	–	–	–	–	1	...	...	...	...	...	...	...	–	...	...	...	...	–	...	...	...	...	...
207	111	85	–	52	2	39	–	39	–	22	–	4.8	7300	86	2	...	...	...	...	10	10	2	6	1
208	82	60	–	62	4	20	–	20	–	13	–	4.6	7800	69	1	...	...	...	...	8	8	2	1	1
209	112	80	–	55	1	29	–	29	–	22	–	5.0	7300	86	–	–	–	–	–	11	11	–	2	1
210#	69	73	–	57	3	19	–	14	5	4	...	...	...	...	12	–	3.3	60	58	7	7	2	4	–
211#	48	88	–	60	4	11	–	11	–	2	...	...	...	...	8	–	4.5	55	88	5	5	1	3	–
212	116	76	–	60	2	26	–	26	–	22	–	4.9	7000	73	–	–	–	–	–	8	8	1	3	–
213	94	53	–	57	2	22	–	22	–	20	–	5.0	7300	70	–	–	–	–	–	6	6	2	3	–
214	72	56	–	56	3	21	–	20	–	16	–	4.9	7500	69	2	...	...	...	...	6	6	3	3	–
215	91	88	–	56	3	26	–	26	–	21	–	5.0	7300	91	–	–	–	–	–	7	7	3	6	–
216	33	94	–	67	6	8	–	7	–	5	–	5.0	...	80	–	–	–	–	–	4	4	–	2	–
217	20	50	–	45	5	7	–	7	–	4	...	...	...	...	3	...	...	...	...	1	1	2	1	–
301	36	39	–	58	14	11	–	11	–	6	–	4.5	7000	50	4	...	...	...	...	3	3	1	4	–
302#	54	72	–	50	9	17	–	17	–	7	–	5.3	6900	71	8	–	3.4	55	88	5	5	6	4	–
303	49	39	–	31	16	17	–	16	–	11	–	4.5	5200	46	5	–	3.2	47	40	4	4	3	4	1
306	60	70	–	65	2	13	–	11	–	4	...	...	...	...	8	–	3.6	52	75	5	5	2	4	1
307	51	84	–	35	16	12	–	12	–	4	...	...	...	...	7	–	4.3	52	86	3	3	1	2	–
308#	55	47	–	56	–	9	–	9	–	1	...	...	...	...	7	–	4.3	52	57	5	5	1	2	1
309	42	57	–	26	7	18	1	14	–	6	–	4.2	7900	17	9	1	3.7	52	89	1	1	4	4	–
310#	48	100	–	46	13	17	–	17	–	7	–	4.9	6900	100	8	–	3.9	55	100	5	5	4	4	–
311	87	74	–	49	12	23	–	17	–	8	–	5.4	6500	75	14	–	3.9	53	100	7	7	4	4	1
312	21	100	–	62	–	5	–	5	–	3	...	...	...	...	2	...	...	...	...	1	1	–	3	–
314	139	80	–	48	7	43	3	25	12	21	2	4.2	7300	81	21	1	3.0	59	95	14	13	10	12	–
315	68	77	–	52	4	21	–	21	–	10	–	4.8	8500	80	9	–	4.0	64	89	5	5	3	5	–
316	66	92	–	41	23	21	–	21	–	12	–	4.5	8500	83	8	–	4.3	59	100	6	6	3	2	–
317	68	82	–	41	7	19	–	19	–	8	–	4.5	6800	63	11	–	4.3	47	100	4	4	4	6	2
318	6	–	–	17	17	2	...	...	...	...	...	...	...	–	...	...	...	...	–	...	...	...	...	...
401	14	86	–	43	21	7	–	7	–	3	...	...	...	...	2	...	...	...	...	2	2	2	3	–
402	16	50	–	56	–	4	...	...	...	...	...	...	...	...	...	...	...	...	...	...	...	...	...	...
403	2	...	...	...	...	2	...	...	...	...	...	...	...	...	...	...	...	...	...	...	...	...	...	...
404#	15	80	–	13	13	9	–	3	6	1	...	...	...	...	8	–	1.6	66	88	2	2	4	–	1
407	6	100	–	33	17	3	...	...	...	...	...	...	...	...	...	...	...	...	...	...	...	...	...	...
408#	26	50	12	46	–	8	–	5	–	2	...	...	...	...	6	–	3.5	85	67	2	2	2	1	–
409#	18	11	–	–	6	12	–	4	7	–	–	–	–	–	11	–	2.1	64	9	4	4	4	–	–
410	82	77	–	32	5	23	–	23	–	13	–	4.2	5900	62	10	–	4.0	55	90	6	6	3	2	1
411	113	61	–	53	8	29	3	26	–	15	1	3.7	3500	67	13	1	3.2	47	62	14	13	5	5	2
412	89	75	–	56	9	20	–	20	–	10	–	4.7	6500	70	10	–	4.1	55	60	10	10	3	5	1
413	58	48	–	50	–	12	1	12	–	8	–	4.9	6900	63	4	...	...	...	...	5	4	2	1	–
416	–	–	–	–	–	1	...	...	...	...	...	...	...	–	...	...	...	...	–	...	...	...	...	...
418	67	28	–	58	–	17	–	17	–	13	–	5.2	6400	46	2	...	...	...	...	5	5	1	2	1
419	39	31	–	69	–	6	–	6	–	5	–	4.4	5700	40	–	–	–	–	–	4	4	–	–	–
501#	59	22	–	48	3	19	1	19	–	9	–	4.3	5000	11	8	1	3.5	54	50	4	3	5	1	1
502	20	10	–	30	5	9	–	9	–	6	–	4.3	6200	17	2	...	...	...	...	–	–	2	–	–
503	60	25	–	47	7	14	–	14	–	10	–	4.7	8000	40	1	...	...	...	...	5	5	1	1	–
504	180	38	–	55	2	37	–	37	–	33	–	5.0	7100	42	1	...	...	...	...	15	15	2	4	–
505	71	80	–	54	1	14	1	14	–	10	1	4.9	5100	60	4	...	...	...	...	5	4	1	2	–
506	56	89	–	50	7	14	–	14	–	8	–	4.6	6200	100	6	–	4.8	72	83	5	5	2	3	–
507	33	21	–	27	6	13	–	–	–	13	–	3.9	–	15	–	–	–	–	–	–	–	2	–	–
512	85	97	–	60	1	24	–	–	–	–	–	–	–	–	18	–	3.9	112	94	9	9	1	6	1
513#	87	33	69	17	61	12	2	–	–	–	–	–	–	–	6	2	4.0	72	100	3	2	–	3	–
514	197	34	–	58	1	37	–	37	–	32	–	4.9	6100	38	2	...	...	...	...	17	17	1	3	1
515	128	37	–	50	1	38	–	38	–	27	–	5.0	5200	44	–	–	–	–	–	9	9	1	5	1
516	112	72	–	60	2	25	–	25	–	20	–	4.9	5800	75	2	...	...	...	...	7	7	–	4	1
517	156	69	–	47	5	39	–	38	–	30	–	5.2	7300	77	–	–	–	–	–	13	13	–	5	1
11	2351	45	2	45	11	685	57	673	–	369	27	4.6	7200	47	202	13	4.0	54	42	178	161	78	79	5
101	5	–	–	40	20	2	...	...	...	...	...	...	...	–	...	...	...	...	–	...	...	...	...	...
102	5	–	–	–	20	3	...	...	...	...	...	...	...	–	...	...	...	...	–	...	...	...	...	...
103	13	–	–	23	39	10	1	10	–	5	–	3.8	3500	–	1	...	...	...	–	–	–	2	1	–
105	21	–	–	33	33	7	–	7	–	5	–	5.0	7200	–	1	...	...	...	–	2	2	–	1	–
106	64	–	–	31	9	19	–	19	–	13	–	5.0	6600	–	5	–	4.6	65	–	3	3	1	1	–
107	17	–	–	29	18	6	–	5	–	4	...	...	...	–	2	...	...	...	–	1	1	–	1	–
108	19	–	–	37	–	6	–	6	–	3	...	...	...	–	3	...	...	...	–	–	–	–	–	–
109	34	–	–	29	27	14	–	14	–	11	–	4.4	5700	–	3	...	...	...	–	1	1	4	1	–
113	3	...	...	...	...	1	...	...	...	...	...	...	...	...	...	...	...	...	...	...	...	...	...	...
114	7	–	–	71	–	1	...	...	...	...	...	...	...	–	...	...	...	...	–	...	...	...	...	...
118	23	–	–	17	30	13	1	13	–	5	–	4.6	5100	–	4	...	...	...	–	1	1	1	2	–
201	1	...	...	...	...	1	...	...	...	...	...	...	...	...	...	...	...	...	...	...	...	...	...	...
202	3	...	...	...	...	1	...	...	...	...	...	...	...	...	...	...	...	...	...	...	...	...	...	...
204	35	–	–	34	11	11	1	11	–	7	1	4.7	6900	–	3	...	...	...	–	1	–	–	–	–
205	9	–	–	56	11	2	...	...	...	...	...	...	...	–	...	...	...	...	–	...	...	...	...	...
206	8	–	–	25	25	3	...	...	...	...	...	...	...	–	...	...	...	...	–	...	...	...	...	...
207	23	9	–	57	–	5	1	5	–	4	...	...	...	...	1	...	...	...	...	2	2	–	–	–
210	17	–	–	47	12	5	–	5	–	2	...	...	...	–	3	...	...	...	–	1	1	1	–	–
211#	40	–	–	28	5	15	–	15	–	8	–	5.3	9300	–	6	–	3.8	65	–	2	2	1	–	–
212	44	–	–	21	36	20	–	20	–	12	–	4.9	8000	–	6	–	4.3	62	–	–	–	4	–	–
213	13	31	–	23	23	6	–	6	–	3	...	...	...	...	2	...	...	...	...	–	–	1	–	–

[Data exclude vacant seasonal and vacant migratory housing units. For minimum base for derived figures (percent, average, etc.) and meaning of symbols, see text]

Blocks Within Census Tracts	Total population	Percent of total population: Negro	In group quarters	Under 18 years	62 years and over	Year-round housing units: Total	Lacking some or all plumbing facilities	Units in—: One-unit structures	Structures of 10 or more units	Occupied housing units: Owner: Total	Lacking some or all plumbing facilities	Average number of rooms	Average value (dollars)	Percent Negro	Renter: Total	Lacking some or all plumbing facilities	Average number of rooms	Average contract rent (dollars)	Percent Negro	1.01 or more persons per room: Total	With all plumbing facilities	One-person households	With female head of family	With roomers, boarders, or lodgers
216	57	–	–	47	9	13	–	13	–	5	–	5.4	...	–	8	–	4.4	58	–	4	4	2	2	–
217	51	–	–	39	10	19	2	17	–	9	2	5.1	10700	–	4	...	...	...	–	5	4	1	3	–
218	13	–	–	23	8	4	...	...	...	...	...	...	...	–	...	...	...	...	–	...	...	...	...	...
220	2	...	...	...	...	1	...	...	...	...	...	...	...	...	...	...	...	...	...	...	...	...	...	...
301	13	62	–	31	8	8	1	8	–	2	...	...	...	...	2	...	...	...	...	...	...	...	...	...
302	35	77	–	69	–	8	–	8	–	1	...	...	...	...	6	–	3.0	53	83	7	7	–	3	–
303	227	58	–	49	8	80	3	80	–	25	2	4.4	5900	64	32	1	3.8	49	63	19	19	9	8	–
304#	95	61	–	47	10	28	–	28	–	9	–	4.0	4900	56	16	–	4.0	47	69	9	9	5	3	–
305	6	100	–	33	–	3	...	...	...	...	...	...	...	...	...	...	...	...	...	...	...	...	...	...
311	30	70	–	43	20	12	–	12	–	8	–	4.0	5900	75	–	–	–	–	–	4	4	1	2	–
312	44	43	–	50	5	11	1	11	–	6	–	3.5	5800	33	4	...	...	...	...	5	5	–	2	–
313	29	62	–	38	17	8	–	8	–	4	...	...	...	...	4	...	...	...	...	2	2	2	–	–
314#	67	43	–	58	3	14	4	14	–	6	1	3.7	4900	50	5	3	3.8	47	60	5	5	1	–	–
315	–	–	–	–	–	1	...	...	...	...	...	...	...	–	...	...	...	...	–	...	...	...	...	...
316	170	29	25	37	29	40	8	36	–	21	6	4.0	6400	38	12	–	3.7	58	58	9	8	10	2	1
317	79	54	–	53	4	20	9	20	–	11	6	4.0	5700	55	5	1	3.4	...	40	8	4	2	2	–
318	62	32	–	40	15	22	7	22	–	14	3	4.3	6900	29	1	...	...	...	...	6	5	3	3	–
319	11	82	–	27	9	4	...	...	...	...	...	...	...	...	...	...	...	...	...	...	...	...	...	...
401	46	39	–	41	11	11	2	10	–	6	1	4.3	5200	17	4	...	...	...	...	6	5	–	1	–
402	20	15	–	65	–	5	–	5	–	4	...	...	...	...	–	–	–	–	–	...	...	...	...	...
403	31	45	–	52	10	7	–	7	–	6	–	4.7	5800	33	1	...	...	...	...	3	3	1	2	–
405	19	21	–	63	–	3	...	...	...	...	...	...	...	...	...	...	...	...	...	...	...	...	...	...
406	6	100	–	33	–	2	...	...	...	...	...	...	...	...	...	...	...	...	...	...	...	...	...	...
407	33	33	–	52	6	6	–	6	–	4	...	...	...	...	2	...	...	...	...	3	3	–	–	–
408	37	51	–	51	3	9	1	9	–	4	...	...	...	...	3	...	...	...	...	2	1	1	1	–
409	74	11	–	55	1	15	1	15	–	3	...	...	...	...	10	1	3.8	...	–	8	8	2	–	–
410	26	19	–	46	12	9	2	9	–	5	2	4.2	4100	20	3	...	...	...	...	2	1	3	1	–
411	46	28	–	61	2	9	3	8	–	4	...	...	...	...	4	...	...	...	...	4	2	1	1	–
412	16	100	–	50	6	5	–	5	–	3	...	...	...	...	1	...	...	...	...	...	...	...	...	...
413	71	99	–	45	9	14	–	14	–	6	–	5.7	7500	100	6	–	4.0	55	83	7	7	1	3	–
414	43	63	–	63	–	8	1	8	–	5	–	4.2	4600	60	2	...	...	...	...	4	3	1	2	–
415	71	83	–	66	3	18	–	18	–	11	–	5.0	7500	82	2	...	...	...	...	8	8	1	6	–
416	62	68	–	48	7	17	2	16	–	8	–	4.4	7300	100	7	2	3.3	51	43	5	3	2	2	1
417#	83	86	–	46	10	23	1	23	–	17	1	4.8	7600	82	5	–	4.4	57	100	5	5	3	6	1
418	13	100	–	69	15	2	...	...	...	...	...	...	...	...	...	...	...	...	...	...	...	...	...	...
419	75	76	–	51	9	17	1	17	–	12	–	4.8	7600	100	1	...	...	...	...	4	4	1	2	–
420	55	95	–	36	13	19	–	19	–	17	–	5.2	8100	94	–	–	–	–	–	2	2	2	2	–
421	61	100	–	46	8	15	–	14	–	15	–	4.9	8400	100	–	–	–	–	–	5	5	2	2	–
901	68	79	–	41	3	24	4	24	–	17	–	5.3	10700	82	1	...	...	...	...	3	3	1	5	–
904	–	–	–	–	–	–	–	–	–	–	–	–	–	–	–	–	–	–	–	–	–	–	–	–
12.01	408	90	4	45	6	128	13	114	–	54	1	4.6	7000	96	56	7	3.8	51	86	28	27	23	25	6
103	8	100	–	75	–	1	...	...	...	...	...	...	...	...	...	...	...	...	...	...	...	...	...	...
104	1	...	...	...	...	1	...	...	...	...	...	...	...	...	...	...	...	...	...	...	...	...	...	...
105	8	100	–	75	–	1	...	...	...	...	...	...	...	...	...	...	...	...	...	...	...	...	...	...
110	18	100	–	17	17	6	–	6	–	5	–	4.4	5200	100	–	–	–	–	–	2	2	1	1	–
111	15	100	–	47	13	5	1	5	–	4	...	...	...	...	1	...	...	...	...	–	–	2	1	–
112	8	100	–	–	25	7	5	7	–	1	...	...	...	...	4	...	...	...	...	–	–	3	2	–
113	11	100	–	64	9	3	...	...	...	...	...	...	...	...	...	...	...	...	...	...	...	...	...	...
114	28	100	–	57	–	8	–	8	–	6	–	4.5	9500	100	1	...	...	...	...	3	3	1	1	–
201	14	100	–	36	7	7	1	7	–	2	...	...	...	...	2	...	...	...	...	...	...	...	...	...
202	64	100	–	39	5	25	–	19	–	6	–	5.2	6200	100	12	–	3.3	50	100	6	6	3	3	2
203	14	100	–	57	7	4	...	...	...	...	...	...	...	...	...	...	...	...	...	...	...	...	...	...
204	30	100	–	50	3	8	–	8	–	6	–	4.2	7400	100	2	...	...	...	...	1	1	1	3	1
205	26	96	–	46	–	5	–	5	–	3	...	...	...	...	2	...	...	...	...	3	3	–	1	1
206	7	100	–	–	29	7	–	4	–	2	...	...	...	...	4	...	...	...	...	–	–	5	–	–
207	46	100	35	61	2	6	–	6	–	3	...	...	...	...	3	...	...	...	...	2	2	1	1	–
208	32	100	–	41	3	9	–	4	–	2	...	...	...	...	7	–	3.3	52	100	2	2	–	2	–
901	2	...	...	...	...	1	...	...	...	...	...	...	...	...	...	...	...	...	...	...	...	...	...	...
905	6	100	–	–	50	3	...	...	...	...	...	...	...	...	...	...	...	...	...	...	...	...	...	...
906	14	–	–	43	–	4	...	...	...	...	...	...	...	–	...	...	...	...	–	...	...	...	...	...
911	56	55	–	50	4	17	2	17	–	6	–	4.5	7000	67	9	1	4.1	...	44	4	4	2	5	–
12.02	4188	100	1	50	7	1278	14	644	168	478	4	5.1	11000	100	606	10	4.1	57	100	281	279	171	291	40
103	4	...	...	...	...	2	...	...	...	...	...	...	...	...	...	...	...	...	...	...	...	...	...	...
106	10	100	–	20	20	4	...	...	...	...	...	...	...	...	...	...	...	...	...	...	...	...	...	...
107	23	100	–	17	35	10	–	10	–	9	–	5.6	14200	100	1	...	...	...	...	–	–	3	–	–
108	23	100	–	39	30	7	1	7	–	5	–	5.8	22500	100	2	...	...	...	...	2	1	1	1	–
109	51	100	26	39	24	14	–	14	–	13	–	5.8	11500	100	1	...	...	...	...	–	–	4	1	–
110	74	93	18	43	19	20	–	20	–	13	–	5.5	11500	100	7	–	5.0	63	100	3	3	3	5	2
201	39	100	–	26	31	17	4	12	5	10	–	5.6	16100	100	6	4	1.7	45	100	2	1	6	2	1
202	47	98	–	30	2	27	–	5	20	–	–	–	–	–	20	–	3.5	86	95	1	1	4	3	4
203	15	100	–	40	–	6	–	6	–	6	–	5.5	10800	100	–	–	–	–	–	–	–	3	1	–
204	34	100	–	35	18	13	–	12	–	10	–	4.8	14000	100	2	...	...	...	...	2	2	4	2	1
205	5	100	–	20	–	2	...	...	...	...	...	...	...	...	...	...	...	...	...	...	...	...	...	...
207#	69	100	–	29	23	28	3	22	–	16	–	5.1	12100	100	11	3	2.6	67	100	3	3	8	7	–
208#	78	100	–	44	18	23	–	22	–	15	–	4.9	10700	100	8	–	3.8	55	100	4	4	5	3	2
209#	52	100	–	23	25	21	–	19	–	15	–	4.9	11200	100	6	–	3.8	62	100	–	–	6	5	3
303	4	...	...	...	...	3	...	...	...	...	...	...	...	...	...	...	...	...	...	...	...	...	...	...
304	5	100	–	20	20	2	...	...	...	...	...	...	...	...	...	...	...	...	...	...	...	...	...	...
305	44	100	–	46	11	14	–	14	–	9	–	4.8	11300	100	4	...	...	...	...	2	2	3	4	1
306	45	100	–	38	13	13	–	13	–	8	–	4.6	15400	100	4	...	...	...	...	4	4	1	1	1
307	48	100	–	29	25	19	–	18	–	11	–	4.5	10900	100	6	–	4.0	55	100	3	3	5	3	1
309	38	100	–	45	8	23	–	1	22	1	...	...	...	...	7	–	3.9	85	100	4	4	–	3	–
310	76	100	–	59	1	40	–	1	31	–	–	–	–	–	15	–	4.4	84	100	7	7	2	4	–
311	128	100	–	55	2	47	–	1	6	–	–	–	–	–	33	–	4.0	72	100	10	10	–	13	2
401	50	100	–	44	10	16	–	1	3	–	–	–	–	–	13	–	3.6	84	100	4	4	–	1	1
402	362	100	–	53	2	125	–	4	62	–	–	–	–	–	90	–	4.3	85	100	25	25	13	24	6
403	2	...	...	...	...	7	–	–	–	–	–	–	–	–	2	...	...	...	...	...	...	...	...	...
501	819	99	–	67	2	171	–	16	1	13	–	5.4	9500	100	143	–	5.1	28	99	58	58	13	101	2

[Data exclude vacant seasonal and vacant migratory housing units. For minimum base for derived figures (percent, average, etc.) and meaning of symbols, see text]

Blocks Within Census Tracts	Total population	Percent of total population: Negro	In group quarters	Under 18 years	62 years and over	Year-round housing units: Total	Lacking some or all plumbing facilities	Units in—: One-unit structures	Structures of 10 or more units	Occupied housing units: Owner: Total	Lacking some or all plumbing facilities	Average number of rooms	Average value (dollars)	Percent Negro	Renter: Total	Lacking some or all plumbing facilities	Average number of rooms	Average contract rent (dollars)	Percent Negro	1.01 or more persons per room: Total	With all plumbing facilities	One-person households	With female head of family	With roomers, boarders, or lodgers
502	15	100	–	13	47	16	–	–	8	–	–	–	–	–	11	–	2.7	29	100	–	–	8	1	–
503	110	100	–	46	7	39	–	9	9	4	...	...	...	...	32	–	3.8	39	100	7	7	7	13	2
504	85	98	–	62	–	19	1	10	–	5	1	4.8	5700	80	12	–	5.3	35	100	9	9	4	6	–
505	153	100	–	63	6	41	1	5	1	1	...	...	...	...	39	1	4.6	29	100	9	9	5	25	2
506	57	100	–	47	2	14	–	13	–	10	–	4.9	8000	100	3	...	...	...	...	4	4	1	1	–
601	41	100	–	42	10	15	–	14	–	7	–	5.4	15700	100	7	–	4.1	62	100	3	3	3	1	–
602	74	100	–	47	4	16	–	16	–	15	–	5.1	11200	100	–	–	–	–	–	6	6	–	1	1
603	90	100	–	51	2	19	1	19	–	18	1	5.1	10800	100	1	...	...	...	...	7	7	3	3	1
605	28	100	–	54	4	7	–	7	–	4	...	...	...	...	3	...	...	...	...	1	1	2	2	–
606	14	100	–	57	–	3	...	...	...	...	...	...	...	...	...	...	...	...	...	...	...	...	...	...
607	18	100	67	72	6	2	...	...	...	...	...	...	...	...	...	...	...	...	...	...	...	...	...	...
608	26	100	–	42	8	6	–	6	–	4	...	...	...	...	2	...	...	...	...	1	1	1	–	1
610	1	...	...	...	...	2	...	...	...	...	...	...	...	...	...	...	...	...	...	...	...	...	...	...
701	634	100	–	46	5	215	–	119	–	83	–	5.3	11500	100	87	–	2.3	73	100	57	57	28	24	4
702	130	100	–	45	5	38	–	38	–	31	–	4.9	9600	100	5	–	4.2	...	100	6	6	8	5	1
703	115	100	–	41	4	29	–	29	–	24	–	5.3	10600	100	4	...	...	...	...	6	6	–	3	1
704	104	100	–	45	5	27	1	27	–	21	1	5.2	8000	100	2	...	...	...	...	9	9	1	3	–
705	89	100	–	40	8	27	–	27	–	26	–	5.1	9700	100	–	–	–	–	–	5	5	2	4	–
707	136	100	–	40	9	39	1	38	–	31	1	5.0	10600	100	8	–	4.9	67	100	7	7	6	5	–
708	82	100	–	35	6	21	–	21	–	19	–	4.8	8900	100	2	...	...	...	...	5	5	–	5	–
709	41	100	–	51	7	9	–	9	–	9	–	4.8	8400	100	–	–	–	–	–	4	4	1	1	–
13	3809	–	–	32	15	1618	11	1169	125	586	3	4.7	8200	–	843	6	3.6	83	–	179	176	403	109	26
117	6	–	–	33	67	3	...	...	...	...	...	...	...	–	...	...	...	...	–	...	...	...	...	...
118	5	–	–	–	20	3	...	...	...	...	...	...	...	–	...	...	...	...	–	...	...	...	...	...
201	34	–	–	44	6	10	–	10	–	2	...	...	...	–	8	–	3.5	44	–	3	3	2	–	–
202#	146	–	–	44	5	45	–	44	–	19	–	4.7	7600	–	22	–	4.3	64	–	9	9	7	1	–
203#	62	–	–	44	10	20	–	19	–	12	–	4.2	6200	–	7	–	3.7	65	–	5	5	3	2	1
204	21	–	–	19	10	12	–	10	–	5	–	4.4	...	–	5	–	3.6	49	–	–	–	2	–	–
205	25	–	–	36	–	8	–	7	–	2	...	...	...	–	4	...	...	...	–	3	3	–	–	–
206	17	–	–	65	6	6	1	6	–	–	–	–	–	–	2	...	...	...	–	...	...	...	...	...
208	20	–	–	45	20	9	–	8	1	2	...	...	...	–	2	...	...	...	–	...	...	...	...	...
209	4	...	...	...	...	1	...	...	...	...	...	...	...	...	...	...	...	...	...	...	...	...	...	...
211	32	–	–	22	25	14	–	13	–	9	–	4.4	6500	–	4	...	...	...	–	–	–	4	1	–
212	4	...	...	...	...	1	...	...	...	...	...	...	...	...	...	...	...	...	...	...	...	...	...	...
213	18	–	–	72	–	3	...	...	...	...	...	...	...	–	...	...	...	...	–	...	...	...	...	...
214#	20	–	–	10	25	12	–	11	–	4	...	...	...	–	6	–	3.8	52	–	–	–	2	1	–
215	2	...	...	...	...	1	...	...	...	...	...	...	...	...	...	...	...	...	...	...	...	...	...	...
216	8	–	–	38	13	5	–	5	–	2	...	...	...	–	1	...	...	...	–	...	...	...	...	...
219	5	–	–	–	–	4	...	...	...	...	...	...	...	–	...	...	...	...	–	...	...	...	...	...
301#	52	–	–	39	14	17	3	16	–	3	...	...	...	–	12	1	3.3	62	–	4	4	2	1	–
302	18	–	–	33	17	6	–	6	–	3	...	...	...	–	3	...	...	...	–	2	2	–	–	–
303#	82	–	–	26	18	36	–	21	–	11	–	4.6	6900	–	25	–	3.1	58	–	2	2	13	3	–
304	12	–	–	25	8	8	–	4	–	2	...	...	...	–	4	...	...	...	–	–	–	1	1	–
305	23	–	–	26	13	10	–	10	–	5	–	4.8	7700	–	4	...	...	...	–	–	–	1	3	1
306#	73	–	–	45	15	21	–	19	–	9	–	4.1	9100	–	12	–	4.0	72	–	7	7	7	1	–
307#	34	–	–	44	6	9	–	9	–	2	...	...	...	–	7	–	4.3	75	–	2	2	2	–	–
308#	50	–	–	38	14	16	–	15	–	6	–	5.5	9800	–	10	–	4.1	59	–	3	3	4	2	–
309#	83	–	–	37	7	27	–	18	–	11	–	4.5	8700	–	15	–	3.9	66	–	3	3	1	4	–
311	73	–	–	40	7	23	–	21	–	12	–	4.9	6800	–	9	–	3.4	64	–	5	5	3	1	–
312	53	–	–	23	25	26	–	20	–	14	–	5.0	7300	–	7	–	3.6	58	–	3	3	6	2	–
313#	67	–	–	46	6	19	–	17	–	8	–	4.0	7100	–	11	–	3.6	62	–	7	7	4	3	–
314	67	–	–	52	8	19	1	19	–	9	1	4.8	6700	–	5	–	3.8	...	–	7	6	1	1	–
315	31	–	–	29	45	12	–	12	–	11	–	4.5	8000	–	1	...	...	...	–	1	1	2	–	–
317#	47	–	–	36	11	19	–	16	–	8	–	4.3	8700	–	10	–	4.1	51	–	2	2	7	–	–
318	39	–	–	33	18	18	2	10	–	4	...	...	...	–	11	2	3.6	54	–	3	2	4	2	1
401	1	...	...	...	...	1	...	...	...	...	...	...	...	...	...	...	...	...	...	...	...	...	...	...
402	32	–	–	22	9	16	–	1	–	12	–	3.7	...	–	3	...	...	...	–	–	–	4	3	–
403	19	–	–	58	–	4	...	...	...	...	...	...	...	–	...	...	...	...	–	...	...	...	...	...
405	80	–	–	36	11	35	–	19	–	9	–	4.7	10100	–	21	–	3.6	87	–	4	4	7	3	–
406	40	–	–	20	23	21	–	21	–	13	–	4.3	6900	–	7	–	3.4	70	–	–	–	8	2	–
407	22	–	–	18	14	12	–	7	–	4	...	...	...	–	7	–	4.7	93	–	–	–	4	1	1
408	65	–	–	31	19	28	–	14	–	10	–	5.4	10400	–	14	–	3.3	64	–	3	3	8	1	–
409	32	–	–	38	19	12	–	12	–	9	–	5.4	10100	–	2	...	...	...	–	–	–	–	1	–
410	35	–	–	31	9	13	–	11	–	10	–	5.3	9900	–	3	...	...	...	–	–	–	2	2	–
411#	79	–	–	34	8	26	–	26	–	15	–	4.7	8100	–	8	–	4.5	73	–	4	4	1	4	3
412	66	–	–	23	17	32	–	28	1	12	–	4.7	7800	–	16	–	3.4	88	–	–	–	8	3	1
413	162	–	–	10	27	107	–	6	92	3	...	...	...	–	92	–	3.6	221	–	2	2	47	3	–
414	57	–	–	19	26	29	–	27	–	13	–	4.5	8300	–	12	–	4.0	70	–	–	–	9	2	3
415	71	–	–	34	10	27	–	25	–	20	–	5.0	9200	–	5	–	3.4	80	–	1	1	4	3	–
416	63	–	–	29	18	27	–	27	–	15	–	4.5	8600	–	12	–	3.6	68	–	1	1	8	1	–
417	63	–	–	33	14	26	–	24	–	16	–	4.6	8900	–	10	–	3.7	70	–	3	3	10	–	1
418	166	–	–	31	13	63	–	57	–	34	–	4.4	7900	–	24	–	4.0	81	–	5	5	12	5	4
501#	48	–	–	46	4	29	–	12	14	–	–	–	–	–	17	–	2.3	60	–	8	8	5	2	–
502	23	–	–	70	–	3	...	...	...	...	...	...	...	–	...	...	...	...	–	...	...	...	...	...
503#	25	–	–	60	–	6	–	6	–	–	–	–	–	–	6	–	4.3	74	–	2	2	–	2	–
506	49	–	–	39	14	22	–	16	–	5	–	4.2	6700	–	13	–	3.8	63	–	4	4	9	1	–
507#	114	–	–	37	15	40	1	34	–	16	–	4.6	7600	–	21	1	3.5	65	–	7	6	9	3	–
508#	36	–	–	22	31	17	–	17	–	11	–	4.5	9000	–	5	–	4.0	65	–	–	–	3	1	–
509	9	–	–	22	33	5	1	5	–	3	...	...	...	–	1	...	...	...	–	...	...	...	...	...
510	24	–	–	21	21	12	–	10	–	2	...	...	...	–	8	–	3.8	59	–	1	1	2	–	–
511	17	–	–	18	24	8	–	8	–	5	–	4.4	7700	–	3	...	...	...	–	–	–	3	–	–
512	77	–	–	30	17	29	–	28	–	15	–	5.1	11000	–	12	–	4.1	84	–	2	2	4	1	3
513	27	–	–	33	11	10	–	10	–	6	–	5.0	8300	–	3	...	...	...	–	–	–	–	–	–
514	24	–	–	17	21	12	–	9	–	6	–	4.7	7800	–	6	–	3.2	65	–	1	1	7	–	–
515	32	–	–	19	16	17	–	16	–	8	–	4.5	8100	–	7	–	3.7	77	–	–	–	6	–	1
516	40	–	–	40	10	14	–	13	–	7	–	4.9	8400	–	7	–	3.7	68	–	2	2	4	1	1
517	49	–	–	25	8	26	–	8	13	2	...	...	...	–	20	–	2.9	84	–	2	2	9	–	1
518	51	–	–	16	24	25	–	18	–	7	–	4.6	7900	–	17	–	3.1	54	–	5	5	7	4	–
601	54	–	–	33	7	22	–	18	–	3	...	...	...	–	14	–	3.9	73	–	4	4	5	2	–

[Data exclude vacant seasonal and vacant migratory housing units. For minimum base for derived figures (percent, average, etc.) and meaning of symbols, see text]

Blocks Within Census Tracts	Total population	Percent of total population: Negro	In group quarters	Under 18 years	62 years and over	Year-round housing units: Total	Lacking some or all plumbing facilities	Units in—: One-unit structures	Structures of 10 or more units	Occupied housing units: Owner: Total	Lacking some or all plumbing facilities	Average number of rooms	Average value (dollars)	Percent Negro	Renter: Total	Lacking some or all plumbing facilities	Average number of rooms	Average contract rent (dollars)	Percent Negro	1.01 or more persons per room: Total	With all plumbing facilities	One-person households	With female head of family	With roomers, boarders, or lodgers
602	26	–	–	23	27	14	–	8	–	6	–	4.7	6600	–	8	–	3.3	59	–	–	–	6	2	–
603	30	–	–	13	23	18	1	6	–	7	–	5.0	7900	–	10	1	1.6	52	–	1	1	9	–	–
604	63	–	–	33	25	29	–	21	–	11	–	5.5	9000	–	13	–	3.2	50	–	2	2	8	4	1
605	247	–	–	30	20	124	–	82	–	33	–	4.7	8800	–	69	–	3.4	62	–	9	9	35	9	–
606	128	–	–	27	23	57	–	37	–	21	–	4.9	6800	–	33	–	3.5	65	–	4	4	19	4	1
607	41	–	–	34	12	25	–	14	–	3	...	...	...	–	13	–	3.4	61	–	3	3	5	1	1
608	37	–	–	24	19	20	–	13	–	5	–	5.4	8800	–	12	–	3.1	63	–	–	–	7	–	–
609#	31	–	–	26	7	17	–	10	–	2	...	...	...	–	13	–	3.8	56	–	1	1	7	1	–
610	126	–	–	31	14	62	–	33	–	16	–	4.6	8300	–	31	–	3.5	62	–	10	10	12	2	–
611	9	–	–	11	44	4	...	...	...	...	...	...	...	–	...	...	...	...	–	...	...	...	...	...
612	14	–	–	21	7	7	–	7	–	3	...	...	...	–	3	...	...	...	–	–	–	1	1	–
613	30	–	–	47	10	7	–	6	–	4	...	...	...	–	3	...	...	...	–	3	3	–	1	1
614	28	4	18	21	11	9	–	8	–	2	...	...	...	...	7	–	3.9	66	14	1	1	2	2	–
615	8	–	–	50	25	4	...	...	...	...	...	...	...	–	...	...	...	...	–	...	...	...	...	...
616	6	–	–	17	33	2	...	...	...	...	...	...	...	–	...	...	...	...	–	...	...	...	...	...
14	4950	–	–	21	21	2289	14	1844	85	1181	8	5.3	13400	–	976	6	3.7	89	–	74	73	621	160	91
101#	27	–	–	7	41	14	–	10	3	6	–	4.7	16200	–	8	–	3.5	91	–	–	–	5	3	1
102	11	–	–	36	–	4	...	...	...	...	...	...	...	–	...	...	...	...	–	...	...	...	...	...
103#	61	–	–	38	10	26	–	14	–	6	–	4.8	...	–	19	–	3.0	63	–	4	4	7	3	2
104	73	–	–	15	12	33	–	11	19	9	–	6.0	11000	–	23	–	3.2	118	–	3	3	8	–	–
107#	51	–	–	31	16	20	–	14	–	5	–	4.6	...	–	15	–	3.7	80	–	2	2	5	1	–
108#	74	–	–	31	15	30	–	20	–	9	–	4.8	7300	–	18	–	3.7	68	–	1	1	7	1	1
109	73	–	–	30	12	28	1	21	–	9	–	5.3	10700	–	19	1	3.6	79	–	5	4	9	–	1
111	64	–	–	20	22	32	–	18	–	11	–	5.7	12600	–	20	–	3.8	84	–	–	–	9	3	–
112#	44	–	–	18	18	23	–	15	–	11	–	4.7	10000	–	10	–	4.1	85	–	–	–	6	4	–
113	44	2	–	23	32	18	–	16	–	11	–	4.6	10000	–	7	–	3.3	88	14	1	1	4	1	1
114	70	–	–	26	27	28	–	20	–	20	–	4.9	10600	–	7	–	4.3	70	–	2	2	6	1	2
115	39	–	–	28	26	20	–	17	–	10	–	5.1	13900	–	9	–	3.4	91	–	2	2	6	4	–
116	61	–	–	10	30	33	–	27	–	16	–	4.8	10800	–	16	–	3.7	73	–	–	–	15	3	2
201	65	–	–	15	34	36	–	29	–	17	–	5.4	8700	–	16	–	3.9	69	–	–	–	11	4	1
202	21	–	–	5	14	10	1	10	–	4	...	...	...	–	6	1	3.2	80	–	–	–	4	–	1
203	73	–	–	14	22	34	–	25	–	16	–	5.9	12600	–	16	–	4.0	86	–	1	1	6	2	2
204#	33	–	–	15	24	17	–	16	–	10	–	5.1	12900	–	6	–	4.5	83	–	–	–	5	2	1
205	46	–	–	35	11	19	–	12	–	6	–	5.2	10800	–	13	–	3.9	93	–	1	1	6	2	–
206#	54	–	–	28	30	29	–	21	–	14	–	5.2	11800	–	12	–	3.4	75	–	1	1	11	1	–
207	13	–	–	15	23	6	–	6	–	3	...	...	...	–	2	...	...	...	–	–	–	1	–	–
208	65	–	–	32	19	25	–	23	–	13	–	5.4	9000	–	10	–	4.6	78	–	1	1	4	3	1
209#	59	–	–	24	10	29	–	24	–	16	–	5.4	10300	–	11	–	4.2	109	–	–	–	9	3	–
210#	42	–	–	29	17	19	–	16	–	6	–	5.8	10800	–	12	–	3.8	92	–	1	1	6	3	–
211#	70	1	–	19	24	36	–	25	–	14	–	5.5	10100	–	20	–	3.6	100	–	2	2	13	2	1
212#	46	4	–	2	46	32	–	10	–	7	–	4.9	13000	–	25	–	4.0	139	4	–	–	19	2	–
301#	23	–	–	26	9	14	–	10	–	4	...	...	...	–	5	–	3.0	87	–	1	1	2	2	–
302#	64	–	–	5	25	32	–	32	–	17	–	5.1	11600	–	15	–	3.5	75	–	–	–	13	1	2
303#	36	–	–	28	14	16	–	15	–	7	–	4.6	8000	–	9	–	4.6	75	–	–	–	6	1	–
304#	46	–	–	17	33	25	–	20	–	18	–	4.8	9400	–	6	–	3.7	70	–	–	–	10	2	2
305	57	–	–	21	16	28	–	21	–	15	–	5.1	9500	–	11	–	3.8	76	–	1	1	8	3	–
306#	20	–	–	5	45	13	–	11	–	7	–	4.4	8800	–	6	–	3.3	55	–	–	–	7	–	–
307#	68	–	–	22	22	28	–	24	–	13	–	5.9	12200	–	14	–	4.0	82	–	1	1	8	2	–
308	35	–	–	31	23	17	–	17	–	10	–	5.4	11000	–	6	–	4.5	77	–	1	1	7	2	–
309	32	–	–	31	28	11	–	11	–	10	–	6.4	25000	–	1	...	...	...	–	–	–	3	–	–
310	43	–	–	28	14	14	–	14	–	11	–	7.0	22000	–	2	...	...	...	–	–	–	–	3	2
311	33	–	–	33	15	16	–	16	–	5	–	4.8	11300	–	9	–	4.0	66	–	1	1	4	3	–
312	50	–	–	22	10	21	–	21	–	15	–	5.7	14500	–	5	–	2.6	75	–	–	–	5	1	–
313#	51	–	–	14	29	24	–	22	–	14	–	5.6	16500	–	8	–	3.4	65	–	–	–	4	–	1
314	19	–	–	5	53	12	1	9	–	6	1	6.0	22500	–	5	–	3.8	74	–	–	–	5	–	–
315	37	–	–	32	27	14	–	14	–	11	–	7.0	34400	–	3	...	...	...	–	2	2	3	–	2
316	23	–	–	4	30	14	–	13	–	9	–	6.2	23900	–	3	...	...	...	–	–	–	5	–	–
401	29	7	–	–	48	14	–	14	–	10	–	6.9	29200	–	4	...	...	...	...	1	1	1	1	1
402	32	–	–	16	38	12	–	12	–	11	–	6.7	27500	–	1	...	...	...	–	1	1	4	1	–
403	28	–	–	18	50	14	–	14	–	8	–	5.5	15200	–	4	...	...	...	–	–	–	4	1	2
404#	65	–	–	20	23	28	–	26	–	21	–	5.4	11300	–	7	–	3.1	77	–	1	1	8	2	1
405	52	–	–	25	23	25	–	23	–	16	–	4.7	10300	–	6	–	3.7	70	–	–	–	5	2	–
406	23	–	–	13	35	10	–	9	–	7	–	5.9	12900	–	3	...	...	...	–	–	–	4	2	2
407	23	17	–	9	39	12	–	10	–	11	–	6.8	28900	–	1	...	...	...	...	–	–	5	–	–
408	20	–	–	10	15	12	–	6	–	7	–	7.3	31700	–	3	...	...	...	–	1	1	4	–	–
409	25	–	–	20	32	9	–	7	–	6	–	7.0	36000	–	2	...	...	...	–	–	–	1	2	1
410	5	–	–	–	60	4	...	...	...	...	...	...	...	–	...	...	...	...	–	...	...	...	...	...
411	15	–	–	13	13	6	–	5	–	4	...	...	...	–	1	...	...	...	–	–	–	–	1	–
412	31	–	–	10	42	13	–	13	–	12	–	6.7	30300	–	1	...	...	...	–	–	–	3	–	1
413	15	–	–	7	–	10	–	2	–	1	...	...	...	–	8	–	3.0	94	–	–	–	4	–	–
414	18	–	–	11	39	10	–	4	–	6	–	5.7	...	–	4	...	...	...	–	–	–	4	–	–
415	110	–	9	27	9	42	–	11	26	8	–	4.8	12700	–	32	–	3.8	103	–	3	3	11	2	8
416	123	–	–	29	7	57	–	4	37	1	...	...	...	–	50	–	4.0	125	–	1	1	9	10	13
501	7	–	–	14	14	3	...	...	...	...	...	...	...	–	...	...	...	...	–	...	...	...	...	...
503	35	–	–	–	43	24	–	7	–	7	–	5.0	12800	–	17	–	3.3	158	–	–	–	15	1	1
504	98	–	–	24	28	45	–	33	–	25	–	5.2	16300	–	18	–	3.7	100	–	1	1	14	2	1
505	56	–	–	18	23	22	1	20	–	16	1	4.9	14500	–	5	–	3.2	102	–	–	–	4	1	–
506	32	–	–	13	22	14	–	14	–	13	–	5.8	25900	–	1	...	...	...	–	–	–	2	1	–
507	55	–	–	27	11	22	–	22	–	14	–	5.1	14900	–	6	–	4.8	122	–	1	1	2	2	–
508	70	–	–	47	7	21	–	21	–	14	–	5.2	10500	–	5	–	4.8	101	–	2	2	2	1	–
509	81	–	–	30	7	31	2	30	–	15	1	5.1	11700	–	16	1	4.1	83	–	–	–	5	3	1
510	69	–	–	12	16	34	1	33	–	21	1	5.5	11500	–	11	–	3.8	80	–	–	–	8	3	1
511	45	–	–	20	27	20	–	20	–	15	–	5.1	10900	–	4	...	...	...	–	–	–	4	–	1
512#	42	–	–	10	38	20	–	19	–	14	–	5.5	17600	–	5	–	3.4	92	–	1	1	4	1	–
513	49	–	–	25	29	21	–	21	–	15	–	5.7	15700	–	3	...	...	...	–	2	2	4	1	–
514	48	–	–	15	23	24	–	22	–	18	–	5.3	12100	–	6	–	2.8	80	–	–	–	6	1	–
515	74	1	–	23	24	31	2	31	–	25	2	5.7	13200	–	4	...	...	...	...	–	–	6	3	–
601	92	–	–	19	17	38	–	29	–	26	–	5.3	11300	–	12	–	3.3	79	–	1	1	10	1	2

[Data exclude vacant seasonal and vacant migratory housing units. For minimum base for derived figures (percent, average, etc.) and meaning of symbols, see text]

Blocks Within Census Tracts	Total population	Percent of total population				Year-round housing units				Occupied housing units													
								Units in—		Owner					Renter					1.01 or more persons per room				
	Total population	Negro	In group quarters	Under 18 years	62 years and over	Total	Lacking some or all plumbing facilities	One-unit structures	Structures of 10 or more units	Total	Lacking some or all plumbing facilities	Average number of rooms	Average value (dollars)	Percent Negro	Total	Lacking some or all plumbing facilities	Average number of rooms	Average contract rent (dollars)	Percent Negro	Total	With all plumbing facilities	One-person households	With female head of family	With roomers, boarders, or lodgers
602	50	–	–	22	14	20	–	20	–	17	–	5.5	12700	–	2	...	...	...	–	–	–	3	–	–
603	53	–	–	15	21	27	–	25	–	16	–	4.8	10000	–	9	–	3.2	71	–	–	–	7	1	1
604	66	–	–	17	29	29	–	28	–	16	–	4.4	9900	–	13	–	4.2	71	–	–	–	6	1	2
605	62	–	–	21	19	30	–	27	–	15	–	4.9	10200	–	15	–	3.7	84	–	1	1	11	1	1
606	74	–	–	15	24	37	–	35	–	21	–	5.6	12600	–	13	–	3.9	98	–	–	–	8	1	4
607	71	–	–	31	16	33	1	32	–	19	–	5.1	10600	–	12	1	3.3	80	–	–	–	12	3	–
609	54	–	–	24	17	27	–	24	–	15	–	5.1	10900	–	7	–	4.1	84	–	–	–	7	1	1
610#	67	–	–	21	9	28	2	26	–	14	1	4.8	8300	–	13	1	3.6	93	–	3	3	7	1	1
611	60	–	–	23	22	30	–	26	–	15	–	4.9	10100	–	15	–	4.0	81	–	1	1	16	1	1
612#	67	–	–	25	28	32	–	30	–	17	–	4.5	9900	–	11	–	3.5	78	–	2	2	9	1	–
613#	87	–	–	16	15	46	–	43	–	20	–	5.4	9900	–	20	–	3.9	74	–	2	2	9	4	3
701#	89	–	–	18	20	47	1	37	–	24	1	4.6	9100	–	20	–	3.2	70	–	2	2	14	4	2
702#	89	–	–	29	9	37	1	28	–	8	–	4.4	8300	–	27	1	3.9	72	–	4	4	9	4	–
703	2	...	...	...	...	1	...	...	...	...	...	...	...	...	...	...	...	...	...	...	...	...	...	...
704	125	–	–	18	15	53	–	46	–	25	–	4.8	9400	–	25	–	4.0	84	–	3	3	9	3	3
705	54	–	–	33	13	19	–	19	–	9	–	5.8	10700	–	10	–	4.8	93	–	–	–	2	2	1
707	57	–	–	30	14	22	–	20	–	14	–	5.4	13000	–	7	–	3.9	93	–	1	1	5	2	–
708#	88	–	–	17	17	41	–	40	–	23	–	5.5	13200	–	14	–	3.9	84	–	2	2	12	3	1
709	29	–	–	7	35	14	–	12	–	8	–	4.9	9700	–	6	–	4.0	88	–	–	–	2	–	1
710	53	–	–	17	21	24	–	23	–	15	–	5.3	12100	–	8	–	4.4	90	–	–	–	2	3	–
711#	64	–	–	17	31	32	–	25	–	14	–	4.6	7800	–	16	–	3.1	89	–	2	2	8	5	1
712#	41	–	–	17	20	23	–	17	–	11	–	5.2	10700	–	9	–	3.4	73	–	–	–	7	1	2
713#	80	–	–	8	43	46	–	45	–	26	–	5.4	13100	–	17	–	3.2	73	–	–	–	17	2	2
714	35	–	–	14	37	17	–	17	–	13	–	5.5	13200	–	3	...	...	...	–	–	–	6	1	2
715	20	–	–	10	25	11	–	9	–	7	–	4.7	9600	–	3	...	...	...	–	–	–	4	1	–
716#	30	–	–	23	17	15	–	10	–	5	–	5.8	10300	–	8	–	3.0	78	–	1	1	2	1	–
15	5194	–	–	24	19	2138	14	1993	26	1393	8	5.7	17500	–	673	6	4.1	93	1	47	47	481	132	60
101	107	–	7	8	16	51	1	22	25	14	1	6.1	23600	–	34	–	3.2	114	–	1	1	12	1	1
102	20	–	–	15	15	9	–	9	–	5	–	7.2	33300	–	4	...	...	...	–	–	–	4	–	1
103	22	–	–	18	14	11	–	7	–	5	–	6.6	30000	–	4	...	...	...	–	–	–	2	1	–
104	80	–	–	15	21	40	1	35	–	15	1	5.2	13100	–	23	–	3.6	86	–	1	1	14	2	1
105	58	2	–	17	21	25	–	19	–	10	–	5.1	14000	–	13	–	4.1	88	8	1	1	5	1	5
106	41	–	–	17	20	20	–	18	–	11	–	5.2	14900	–	9	–	4.2	93	–	–	–	7	2	3
107	88	–	–	22	19	38	1	34	–	18	1	5.6	14200	–	18	–	3.7	83	–	2	2	9	–	–
108#	32	–	–	22	25	13	–	13	–	6	–	4.8	13800	–	7	–	3.4	78	–	2	2	4	1	1
109#	39	–	–	18	10	19	–	13	–	6	–	5.8	14200	–	13	–	2.8	59	–	–	–	9	1	–
110	74	–	–	22	16	37	–	32	–	18	–	6.0	17000	–	18	–	3.6	86	–	–	–	15	3	1
111	46	–	–	17	28	21	–	19	–	11	–	6.1	16600	–	9	–	3.8	78	–	–	–	5	–	1
112#	54	–	–	15	20	23	–	23	–	14	–	4.8	12800	–	9	–	4.0	89	–	1	1	3	1	–
113	73	–	–	22	16	30	–	29	–	23	–	5.4	13000	–	6	–	4.0	83	–	–	–	4	3	1
114	27	–	–	26	26	16	–	14	–	10	–	5.2	13000	–	4	...	...	...	–	–	–	9	2	–
201	28	–	–	21	11	12	–	11	–	7	–	6.1	19500	–	5	–	3.6	78	–	–	–	4	–	1
202	49	–	–	10	29	28	1	27	–	22	1	5.9	14800	–	4	...	...	...	–	–	–	11	–	–
203#	48	–	–	17	25	21	–	20	–	14	–	5.4	14000	–	6	–	4.3	95	–	–	–	6	–	2
204#	42	–	–	21	33	22	–	19	–	9	–	5.1	12800	–	9	–	3.8	76	–	1	1	3	1	–
205#	77	–	–	26	18	31	1	30	–	21	1	5.5	11800	–	10	–	3.6	97	–	1	1	8	2	1
206	22	–	–	41	5	6	–	6	–	4	...	...	...	–	2	...	...	...	–	1	1	1	–	–
207	12	–	–	17	33	5	–	5	–	4	...	...	...	–	1	...	...	...	–	–	–	–	1	–
208	69	–	–	28	13	25	–	24	–	12	–	5.6	12100	–	13	–	3.8	80	–	1	1	3	4	–
209	64	–	–	11	27	35	–	32	–	18	–	5.5	12500	–	14	–	3.9	82	–	–	–	9	3	–
210	77	–	–	18	25	41	1	36	–	24	–	5.1	10600	–	14	1	3.9	82	–	2	2	16	1	1
211#	75	–	–	35	9	22	–	20	–	15	–	5.7	11800	–	7	–	4.9	91	–	2	2	3	1	1
212	40	–	–	25	23	16	–	14	–	9	–	6.0	12100	–	7	–	4.7	110	–	1	1	4	3	–
213	53	–	–	25	17	21	–	19	–	19	–	5.3	12600	–	2	...	...	...	–	–	–	5	1	1
214#	71	–	–	37	14	27	–	26	–	16	–	4.9	10800	–	10	–	4.2	98	–	2	2	5	3	1
215	45	–	–	24	18	18	–	18	–	10	–	4.9	10500	–	7	–	4.6	88	–	1	1	1	2	1
301	20	–	–	20	10	9	–	8	–	6	–	5.7	11800	–	1	...	...	...	–	–	–	–	1	–
302#	61	–	–	25	18	24	–	22	–	14	–	5.1	11800	–	10	–	4.6	93	–	1	1	6	–	–
303	84	–	–	37	17	28	–	28	–	21	–	5.1	12300	–	7	–	5.6	97	–	1	1	4	6	–
304	31	–	–	16	16	12	–	12	–	7	–	4.9	10500	–	5	–	4.4	...	–	–	–	3	–	1
305#	68	–	–	34	10	25	1	25	–	18	1	5.1	11800	–	7	–	5.3	102	–	–	–	6	3	1
306	38	–	–	18	24	17	–	16	1	11	–	5.3	12200	–	4	...	...	...	–	1	1	3	1	1
307	37	–	–	11	22	17	–	17	–	15	–	5.1	12900	–	1	...	...	...	–	1	1	4	–	–
308	85	–	–	26	11	31	–	31	–	25	–	5.7	12700	–	5	–	5.2	115	–	–	–	2	3	–
309#	28	–	–	46	7	9	–	9	–	3	...	...	...	–	5	–	5.4	104	–	1	1	1	1	–
310	24	–	–	38	4	9	–	9	–	3	...	...	...	–	6	–	5.2	103	–	–	–	1	3	–
311	64	2	–	25	14	23	–	23	–	19	–	5.0	13600	–	4	...	...	...	...	–	–	3	1	2
312	47	–	–	34	4	16	–	14	–	11	–	5.4	12800	–	4	...	...	...	–	2	2	4	–	–
401#	37	–	–	35	11	15	–	15	–	8	–	5.5	12000	–	5	–	5.2	93	–	–	–	2	1	–
402	9	–	–	44	–	3	...	...	...	...	...	...	...	–	...	...	...	...	–	...	...	...	...	...
403	23	4	–	9	17	14	–	9	–	3	...	...	...	...	9	–	3.7	87	–	–	–	3	1	–
404#	32	–	–	31	13	14	–	9	–	5	–	4.8	...	–	8	–	4.5	109	–	–	–	3	1	–
405	6	–	–	33	–	3	...	...	...	...	...	...	...	–	...	...	...	...	–	...	...	...	...	...
406#	48	–	–	19	17	22	–	22	–	10	–	4.7	10000	–	10	–	4.3	101	–	–	–	2	1	1
407#	43	–	–	21	14	19	–	18	–	13	–	4.8	12000	–	6	–	3.3	43	–	–	–	4	3	–
408	46	–	–	20	15	17	–	17	–	12	–	6.4	25800	–	5	–	4.2	104	–	–	–	2	2	–
409	44	–	–	30	11	17	–	17	–	10	–	5.2	14400	–	6	–	5.2	103	–	–	–	3	3	–
410	66	–	–	27	9	30	–	29	–	23	–	5.3	12600	–	5	–	4.6	...	–	1	1	8	1	–
411	58	–	–	35	22	20	1	20	–	15	1	6.3	18800	–	5	–	4.2	...	–	1	1	3	1	2
412	51	–	–	31	18	16	–	16	–	12	–	5.7	20100	–	4	...	...	...	–	1	1	1	–	2
413	43	–	–	28	23	16	–	16	–	14	–	5.7	14800	–	2	...	...	...	–	–	–	3	3	–
414#	62	–	–	34	13	21	–	21	–	16	–	5.0	10900	–	5	–	4.2	78	–	1	1	5	1	1
501	60	–	–	42	8	20	–	20	–	14	–	4.9	10700	–	6	–	4.3	88	–	1	1	1	5	–
502	41	–	–	15	20	16	–	16	–	13	–	5.5	13900	–	3	...	...	...	–	–	–	2	–	–
503	67	–	–	28	13	21	–	21	–	18	–	5.0	12400	–	3	...	...	...	–	1	1	2	1	–
504#	39	–	–	21	10	17	–	17	–	11	–	5.0	11800	–	5	–	5.6	105	–	–	–	5	–	–
505	23	–	–	26	4	8	–	8	–	5	–	5.4	11300	–	3	...	...	...	–	–	–	1	–	–
506#	55	–	–	29	20	20	–	17	–	13	–	4.8	12500	–	7	–	4.6	93	–	1	1	3	2	–
507	59	–	–	34	9	20	–	20	–	15	–	5.7	13800	–	5	–	4.4	81	–	–	–	1	2	1

[Data exclude vacant seasonal and vacant migratory housing units. For minimum base for derived figures (percent, average, etc.) and meaning of symbols, see text]

Blocks Within Census Tracts	Total population	Percent of total population: Negro	In group quarters	Under 18 years	62 years and over	Year-round housing units: Total	Lacking some or all plumbing facilities	Units in—: One-unit structures	Structures of 10 or more units	Occupied housing units: Owner: Total	Lacking some or all plumbing facilities	Average number of rooms	Average value (dollars)	Percent Negro	Renter: Total	Lacking some or all plumbing facilities	Average number of rooms	Average contract rent (dollars)	Percent Negro	1.01 or more persons per room: Total	With all plumbing facilities	One-person households	With female head of family	With roomers, boarders, or lodgers
508	17	–	–	24	6	6	–	6	–	6	–	6.5	31300	–	–	–	–	–	–	–	–	–	–	–
509	21	–	–	33	14	7	–	7	–	5	–	5.8	13300	–	2	...	...	...	–	–	–	–	–	1
510	58	–	–	28	17	21	–	21	–	18	–	5.6	14800	–	3	...	...	...	–	2	2	4	1	1
511#	57	–	–	28	16	20	–	20	–	11	–	5.4	12600	–	7	–	5.3	124	–	–	–	2	–	2
512	19	–	–	32	21	6	–	6	–	5	–	6.0	14300	–	1	...	...	...	–	–	–	–	–	–
513	20	–	–	15	50	8	–	8	–	6	–	6.0	24400	–	2	...	...	...	–	–	–	–	–	–
514	55	–	–	24	11	18	–	18	–	10	–	5.7	11000	–	8	–	4.8	108	–	–	–	2	–	2
515#	59	–	–	25	15	21	–	19	–	13	–	5.3	17700	–	8	–	3.6	79	–	1	1	5	–	–
516	26	–	–	19	12	11	–	11	–	10	–	5.9	13000	–	1	...	...	...	–	–	–	1	1	–
601	44	–	–	18	25	18	1	18	–	14	–	5.6	11600	–	4	...	...	...	–	–	–	5	–	–
602	86	–	–	37	15	29	–	27	–	20	–	5.5	12400	–	9	–	4.7	91	–	1	1	8	2	1
604	46	–	–	33	26	18	–	18	–	14	–	5.4	12700	–	4	...	...	...	–	–	–	5	–	–
605	59	–	–	36	9	20	–	20	–	16	–	5.1	11600	–	4	...	...	...	–	1	1	6	1	–
606	23	–	–	22	35	8	–	8	–	8	–	5.8	20800	–	–	–	–	–	–	–	–	–	1	–
607	15	–	–	20	20	8	–	7	–	6	–	5.0	20500	–	2	...	...	...	–	–	–	3	2	–
608	27	–	–	37	11	9	–	9	–	7	–	6.3	20700	–	1	...	...	...	–	1	1	2	–	–
609	23	–	–	30	4	9	–	7	–	4	...	...	...	–	4	...	...	...	–	–	–	1	–	–
610#	64	–	–	30	16	23	–	22	–	14	–	5.7	12900	–	9	–	4.1	91	–	–	–	5	1	2
611	51	–	–	24	16	19	1	19	–	16	1	5.4	13300	–	2	...	...	...	–	1	1	3	1	1
612	92	–	–	21	21	40	–	40	–	31	–	5.5	13700	–	9	–	4.9	99	–	–	–	9	3	2
613	30	–	–	13	27	12	–	12	–	10	–	6.7	27400	–	1	...	...	...	–	–	–	1	2	1
614	43	–	–	28	23	16	–	15	–	16	–	6.1	21500	–	–	–	–	–	–	–	–	4	–	–
701	86	–	–	26	20	33	1	32	–	20	–	5.5	16000	–	13	1	3.9	97	–	1	1	5	4	2
702	68	–	–	10	38	37	–	34	–	19	–	5.4	15200	–	17	–	3.1	82	–	–	–	13	1	1
703	32	–	–	16	38	13	–	11	–	10	–	6.8	33200	–	3	...	...	...	–	–	–	2	1	1
704	40	–	–	18	25	15	–	14	–	14	–	6.4	26700	–	1	...	...	...	–	–	–	2	–	–
706	50	–	–	26	20	21	–	21	–	19	–	6.5	25600	–	2	...	...	...	–	–	–	6	1	1
707	40	3	–	15	20	17	–	17	–	15	–	7.5	43300	–	1	...	...	...	...	–	–	4	2	–
708	41	–	–	7	29	16	–	16	–	14	–	6.9	33900	–	2	...	...	...	–	–	–	1	1	1
709	25	–	–	–	40	14	–	14	–	12	–	5.9	31900	–	2	...	...	...	–	–	–	6	–	1
710	35	–	–	23	9	17	–	16	–	7	–	6.1	39100	–	7	–	4.0	98	–	–	–	2	1	–
711	49	–	–	25	12	20	–	20	–	16	–	5.7	23900	–	4	...	...	...	–	1	1	5	–	1
712#	64	–	–	16	23	30	–	30	–	25	–	5.7	18500	–	5	–	3.0	72	–	–	–	10	3	–
801	74	1	–	31	18	29	–	29	–	20	–	6.0	19900	–	9	–	4.1	99	11	2	2	8	2	–
802	55	–	–	29	27	24	–	23	–	15	–	6.7	25700	–	9	–	3.4	86	–	–	–	10	–	1
803	39	–	–	18	33	17	–	17	–	14	–	6.4	20600	–	2	...	...	...	–	–	–	4	1	–
804	30	–	–	23	23	16	–	14	–	11	–	6.0	25600	–	3	...	...	...	–	1	1	4	1	–
805	40	–	–	18	25	20	–	20	–	11	–	6.0	17800	–	8	–	3.3	91	–	–	–	6	1	–
806	34	–	–	21	12	17	–	17	–	14	–	5.9	23700	–	1	...	...	...	–	–	–	6	–	1
807#	53	6	–	23	26	21	1	21	–	16	–	6.7	27600	–	5	1	2.2	55	20	–	–	5	1	–
808	40	–	–	13	33	20	–	17	–	12	–	6.8	26500	–	8	–	3.4	88	–	–	–	5	–	–
809	48	–	–	27	27	19	2	14	–	14	–	7.0	32300	–	5	2	2.6	67	–	–	–	5	–	–
810#	37	–	–	30	24	14	–	14	–	8	–	5.6	17500	–	6	–	5.2	110	–	–	–	4	–	–
811	43	12	–	28	16	17	–	17	–	10	–	6.6	23000	–	7	–	3.3	95	43	–	–	3	1	–
812	19	16	–	21	42	11	–	11	–	6	–	6.8	34200	–	5	–	2.2	...	60	–	–	7	1	–
813	22	–	–	5	14	13	–	12	–	8	–	7.5	28100	–	4	...	...	...	–	–	–	3	2	–
814	27	–	–	4	44	16	–	15	–	13	–	7.2	28200	–	1	...	...	...	–	–	–	5	1	–
815	36	–	–	17	28	16	–	14	–	11	–	7.8	38300	–	5	–	3.2	91	–	–	–	4	1	1
816	58	–	–	33	21	21	–	18	–	13	–	6.8	33500	–	8	–	3.9	105	–	1	1	4	1	–
817	42	–	–	36	17	15	–	15	–	11	–	6.6	37800	–	2	...	...	...	–	–	–	2	2	–
16.01	3506	–	5	27	9	1264	12	620	480	525	6	6.3	27600	–	636	6	3.6	144	1	35	33	201	64	27
101	577	–	–	17	1	221	2	19	133	14	–	5.6	18900	–	184	2	4.3	185	–	5	5	12	11	2
102	5	–	–	60	–	1	...	...	...	...	...	...	...	–	...	...	...	...	–	...	...	...	...	...
103	28	–	–	25	7	10	–	10	–	9	–	6.0	23800	–	–	–	–	–	–	–	–	–	–	–
104	66	–	–	30	12	21	–	21	–	20	–	6.4	27500	–	1	...	...	...	–	1	1	2	1	–
105	60	–	–	25	12	18	–	18	–	17	–	6.5	31600	–	–	–	–	–	–	–	–	–	1	–
106	38	–	–	42	8	12	–	12	–	12	–	6.7	42700	–	–	–	–	–	–	1	1	2	–	–
107	95	2	–	41	6	27	–	25	–	23	–	9.0	58300	–	4	...	...	...	...	–	–	5	–	–
108	45	4	–	29	20	18	–	18	–	12	–	8.0	56000	–	5	–	3.4	...	20	–	–	3	–	–
109	43	–	–	35	14	14	–	14	–	12	–	7.8	41900	–	2	...	...	...	–	–	–	3	–	1
110	31	3	–	23	10	13	–	13	–	10	–	7.7	53500	–	2	...	...	...	...	–	–	3	–	–
111	121	–	–	27	7	48	1	48	–	37	–	6.9	38000	–	6	1	4.8	125	–	–	–	4	3	1
112	19	–	–	32	16	5	–	5	–	5	–	8.0	60000	–	–	–	–	–	–	–	–	–	–	–
113	26	4	–	39	–	8	–	8	–	7	–	8.7	57500	–	1	...	...	...	...	–	–	1	–	–
114	245	2	11	19	28	120	1	44	72	29	–	6.0	16900	3	75	1	2.6	111	–	7	7	48	5	4
115	142	–	–	14	5	83	–	2	81	–	–	–	–	–	72	–	3.6	150	–	–	–	19	5	5
117	138	–	–	7	2	117	1	4	111	2	...	...	...	–	93	1	2.1	103	–	1	1	57	3	–
118	9	–	–	33	11	3	...	...	...	...	...	...	...	–	...	...	...	...	–	...	...	...	...	...
119	205	1	74	7	68	21	–	11	–	11	–	5.5	19900	–	8	–	3.9	109	–	–	–	2	1	–
120	72	–	–	42	–	19	1	19	–	17	1	5.6	16500	–	2	...	...	...	–	–	–	1	1	–
201	116	–	–	32	3	32	2	32	–	30	2	5.8	18300	–	2	...	...	...	–	1	1	–	–	–
202	151	–	–	36	3	55	–	18	–	20	–	5.1	18500	–	30	–	4.2	126	–	2	2	4	10	–
203	80	–	–	36	–	20	–	20	–	20	–	6.5	28500	–	–	–	–	–	–	–	–	–	–	–
204	87	–	–	33	5	25	–	25	–	23	–	6.1	26000	–	2	...	...	...	–	–	–	2	1	1
205	101	–	–	41	1	30	1	30	–	30	1	5.8	21100	–	–	–	–	–	–	–	–	3	2	–
206	89	–	–	37	5	24	–	24	–	24	–	6.5	29200	–	–	–	–	–	–	–	–	–	1	–
207	130	–	–	42	–	31	–	31	–	28	–	6.6	29400	–	3	...	...	...	–	–	–	–	2	–
208#	200	–	–	46	3	49	–	49	–	44	–	6.1	23400	–	5	–	6.0	167	–	2	2	2	2	3
210	127	–	–	22	5	47	1	16	–	11	–	5.2	11800	–	36	1	4.3	114	–	–	–	3	3	1
211	143	–	–	47	4	34	2	33	–	26	2	5.3	13400	–	8	–	5.1	126	–	7	5	2	–	2
213	23	–	–	30	26	8	–	8	–	7	–	4.4	8400	–	1	...	...	...	–	1	1	1	1	–
214	41	–	–	24	7	15	–	15	–	7	–	5.0	10500	–	8	–	4.4	94	–	1	1	1	4	1
215	215	–	–	24	1	82	–	26	53	16	–	5.4	16300	–	62	–	3.8	161	–	4	4	9	4	6
217	38	–	–	21	5	33	–	1	30	–	–	–	–	–	22	–	3.1	135	–	1	1	12	3	–
16.02	4653	–	2	29	11	1667	10	1446	77	991	7	5.2	13900	–	588	3	4.3	109	–	74	72	230	113	101
101	13	–	–	–	8	6	–	5	–	5	–	5.8	32500	–	1	...	...	...	–	–	–	2	–	–
102	8	–	–	–	–	4	...	...	...	...	...	...	...	–	...	...	...	...	–	...	...	...	...	...

[Data exclude vacant seasonal and vacant migratory housing units. For minimum base for derived figures (percent, average, etc.) and meaning of symbols, see text]

Blocks Within Census Tracts	Total population	Percent of total population: Negro	In group quarters	Under 18 years	62 years and over	Year-round housing units: Total	Lacking some or all plumbing facilities	Units in—: One-unit structures	Structures of 10 or more units	Occupied housing units: Owner: Total	Lacking some or all plumbing facilities	Average number of rooms	Average value (dollars)	Percent Negro	Renter: Total	Lacking some or all plumbing facilities	Average number of rooms	Average contract rent (dollars)	Percent Negro	1.01 or more persons per room: Total	With all plumbing facilities	One-person households	With female head of family	With roomers, boarders, or lodgers
104	–	–	–	–	–	2	...	...	...	...	...	...	...	–	...	...	...	...	–	...	...	...	...	...
105	18	–	–	6	22	12	–	6	–	2	...	...	...	–	9	–	2.7	84	–	–	–	7	–	1
106	31	–	–	29	7	12	–	8	–	4	...	...	...	–	7	–	3.9	96	–	1	1	3	–	2
107	8	–	–	–	–	5	–	3	–	1	...	...	...	–	3	...	...	...	–	...	...	...	...	...
108	56	–	–	29	9	31	–	26	–	13	–	5.9	40100	–	13	–	3.8	97	–	–	–	5	9	1
109	40	–	–	18	35	18	–	18	–	13	–	6.6	23700	–	4	...	...	...	–	–	–	4	–	1
110	23	–	–	17	30	9	–	9	–	7	–	5.1	20900	–	2	...	...	...	–	–	–	–	–	–
111	53	–	–	40	9	16	–	16	–	9	–	4.7	14800	–	6	–	4.2	95	–	2	2	2	2	–
112	43	–	–	19	7	21	–	19	–	6	–	4.8	15600	–	14	–	4.2	81	–	–	–	5	1	3
113	42	–	–	26	19	15	–	15	–	11	–	5.4	17000	–	4	...	...	...	–	2	2	4	1	1
114	54	–	–	26	13	19	–	18	–	12	–	5.4	15100	–	7	–	5.4	122	–	–	–	1	–	–
115	46	–	–	13	7	24	–	22	–	6	–	5.0	15000	–	14	–	3.9	86	–	–	–	5	–	3
116	45	–	–	20	18	19	–	19	–	9	–	5.1	13600	–	8	–	4.6	106	–	–	–	1	2	1
117	24	4	–	8	13	9	–	9	–	1	...	...	...	...	8	–	4.0	88	13	–	–	3	–	3
118	32	–	–	16	16	15	–	15	–	5	–	5.2	12300	–	8	–	3.5	68	–	–	–	1	3	1
119	21	–	–	29	10	9	–	9	–	6	–	5.0	14000	–	3	...	...	...	–	–	–	3	1	–
201	45	–	–	24	9	20	2	20	–	13	2	4.5	12100	–	5	–	4.2	105	–	1	1	3	2	2
202	25	–	–	16	28	10	–	8	–	8	–	6.0	27100	–	1	...	...	...	–	1	1	2	–	–
203	54	–	–	26	11	19	–	17	–	11	–	5.7	19000	–	7	–	5.0	104	–	–	–	1	–	1
204	68	–	–	46	3	20	1	20	–	7	–	4.7	11600	–	12	1	4.5	93	–	2	2	3	2	–
205	55	–	–	24	9	20	–	20	–	12	–	5.2	9600	–	7	–	4.9	109	–	1	1	–	4	1
206	44	–	–	30	18	16	–	16	–	11	–	5.5	12900	–	4	...	...	...	–	1	1	1	–	1
207	34	–	–	18	24	18	–	18	–	9	–	5.4	17100	–	7	–	4.4	113	–	–	–	4	–	1
208	66	–	–	29	8	22	2	20	–	16	1	5.1	11900	–	6	1	4.2	93	–	3	2	4	2	1
209	44	–	–	23	18	19	1	19	–	14	–	4.5	11400	–	5	1	4.8	90	–	1	1	4	3	–
210	41	–	–	39	5	15	–	15	–	7	–	5.0	13000	–	6	–	4.5	84	–	1	1	2	2	1
211	43	–	–	16	16	23	–	17	–	12	–	4.6	11800	–	8	–	4.1	98	–	1	1	6	3	5
212	31	–	–	10	16	18	–	18	–	10	–	5.2	10000	–	4	...	...	...	–	–	–	3	2	1
213	59	–	–	36	17	18	–	18	–	16	–	5.4	11900	–	2	...	...	...	–	2	2	–	–	–
214#	50	–	–	32	10	19	–	19	–	11	–	5.5	13800	–	6	–	5.3	83	–	1	1	2	3	1
215	38	–	–	18	24	16	–	16	–	14	–	6.0	15500	–	1	...	...	...	–	–	–	3	1	1
216	55	–	–	38	9	16	–	16	–	15	–	5.5	14200	–	1	...	...	...	–	1	1	2	1	1
217	47	–	–	30	6	14	–	14	–	13	–	5.8	18500	–	1	...	...	...	–	–	–	–	2	–
218	74	–	–	43	11	22	–	22	–	15	–	5.1	13600	–	7	–	4.7	94	–	2	2	3	–	1
219	59	–	–	37	15	18	–	18	–	16	–	5.5	12200	–	2	...	...	...	–	2	2	1	2	1
301	50	–	–	34	16	18	–	18	–	15	–	5.1	11100	–	2	...	...	...	–	–	–	–	2	–
302	50	–	–	32	2	16	1	16	–	10	1	5.0	12000	–	5	–	5.4	123	–	1	–	2	1	1
303	66	–	–	30	5	20	–	20	–	19	–	5.1	11600	–	1	...	...	...	–	–	–	–	1	–
304	57	–	–	28	5	19	–	19	–	14	–	5.4	13600	–	5	–	5.2	107	–	–	–	–	1	1
305	64	–	–	42	3	18	–	18	–	15	–	6.0	16600	–	1	...	...	...	–	1	1	–	–	–
306	50	–	–	42	4	14	–	14	–	11	–	5.3	14100	–	3	...	...	...	–	2	2	1	1	–
307	25	–	–	40	16	6	–	6	–	6	–	5.7	11300	–	–	–	–	–	–	1	1	1	–	–
308	66	–	–	29	12	30	–	13	–	10	–	4.2	9100	–	20	–	4.2	117	–	–	–	10	3	1
309	58	–	–	31	9	22	–	22	–	16	–	5.1	10900	–	6	–	4.2	73	–	1	1	5	4	1
310	43	–	–	26	12	19	–	19	–	12	–	5.2	11300	–	4	...	...	...	–	–	–	2	4	–
311#	52	–	–	42	2	15	–	15	–	8	–	5.6	11300	–	7	–	5.1	87	–	1	1	–	1	1
312	33	–	–	24	15	16	–	16	–	10	–	4.7	12400	–	4	...	...	...	–	–	–	3	–	–
313	53	–	–	34	11	20	–	20	–	16	–	4.9	10800	–	3	...	...	...	–	–	–	3	2	1
314	60	–	–	35	10	20	–	20	–	12	–	4.5	9400	–	7	–	4.6	81	–	2	2	1	–	2
315	66	–	–	36	3	21	–	21	–	8	–	5.0	10000	–	13	–	4.5	89	–	2	2	3	2	1
316	67	–	–	34	8	20	–	20	–	15	–	5.2	12600	–	5	–	5.0	116	–	1	1	–	1	1
317	65	–	–	42	3	21	–	21	–	13	–	5.3	11300	–	6	–	4.3	83	–	1	1	1	–	–
318	58	–	–	24	12	20	–	20	–	16	–	5.7	15500	–	4	...	...	...	–	–	–	2	1	1
319	56	–	–	32	11	20	–	20	–	15	–	5.5	14200	–	4	...	...	...	–	1	1	2	2	–
320	22	–	–	23	23	9	–	9	–	9	–	5.1	11500	–	–	–	–	–	–	–	–	1	–	–
321	27	–	–	22	19	11	–	11	–	7	–	5.6	11500	–	4	...	...	...	–	–	–	3	1	1
322	25	–	–	28	20	9	–	9	–	6	–	4.8	10000	–	3	...	...	...	–	1	1	2	1	–
323	32	–	–	50	16	10	–	10	–	9	–	5.3	12600	–	1	...	...	...	–	3	3	3	2	–
401	30	–	–	30	10	11	–	11	–	3	...	...	...	–	7	–	4.7	84	–	–	–	1	–	–
402	20	–	–	20	15	9	1	9	–	4	...	...	...	–	4	...	...	...	–	–	–	1	–	–
403	34	–	–	44	6	10	–	10	–	7	–	4.7	13900	–	3	...	...	...	–	1	1	–	1	–
404	23	–	–	35	4	9	–	9	–	6	–	5.8	14200	–	1	...	...	...	–	–	–	–	1	–
405	60	–	–	37	13	20	–	20	–	15	–	5.2	11800	–	4	...	...	...	–	–	–	1	–	1
406	64	–	–	39	9	17	–	17	–	15	–	5.8	12300	–	2	...	...	...	–	2	2	1	1	–
407	55	–	–	42	2	20	–	20	–	13	–	4.9	11600	–	5	–	4.8	108	–	1	1	4	2	–
408	66	–	–	30	11	21	–	21	–	13	–	5.2	11300	–	7	–	4.6	93	–	2	2	3	1	1
409	64	–	–	36	13	20	–	19	–	15	–	5.1	11300	–	5	–	4.4	81	–	1	1	2	–	–
110	63	–	–	32	8	20	–	20	–	16	–	5.1	12000	–	3	...	...	...	–	2	2	–	3	1
411	60	–	–	25	5	21	–	21	–	14	–	5.4	11800	–	5	–	5.4	111	–	1	1	–	–	3
412	61	–	–	31	8	21	–	20	–	16	–	5.1	11100	–	4	...	...	...	–	–	–	3	1	1
413#	55	–	–	36	4	18	–	16	–	10	–	5.6	12900	–	8	–	4.5	116	–	1	1	2	3	1
414	66	–	–	41	3	20	1	20	–	16	1	5.4	13000	–	3	...	...	...	–	1	1	1	2	–
415	258	–	–	23	2	90	1	36	50	23	1	5.1	13000	–	66	–	4.1	156	–	3	3	4	10	29
416	51	–	–	24	14	18	–	18	–	14	–	5.1	11900	–	3	...	...	...	–	1	1	2	–	–
417	72	–	–	35	3	20	–	20	–	15	–	5.5	13000	–	5	–	5.0	102	–	1	1	–	–	1
418	60	–	–	33	3	19	–	19	–	17	–	4.9	12100	–	2	...	...	...	–	–	–	–	1	–
419	63	–	–	30	6	21	–	21	–	19	–	5.3	14400	–	2	...	...	...	–	–	–	4	3	–
420	53	–	–	34	11	17	–	17	–	14	–	5.7	16400	–	3	...	...	...	–	1	1	1	1	–
501	61	–	–	41	8	18	–	18	–	17	–	5.6	17300	–	1	...	...	...	–	2	2	3	1	–
502	56	–	–	46	–	16	–	16	–	14	–	5.6	17000	–	1	...	...	...	–	1	1	1	–	–
503	67	–	–	39	3	21	–	21	–	15	–	5.2	15100	–	5	–	4.8	...	–	2	2	1	–	–
504	76	–	–	40	1	23	–	23	–	12	–	4.9	11000	–	11	–	4.9	93	–	1	1	3	–	1
505	51	–	–	37	6	17	–	17	–	4	...	...	...	–	13	–	4.8	105	–	1	1	4	1	–
506	29	–	–	24	21	12	–	12	–	8	–	4.8	14800	–	4	...	...	...	–	1	1	4	1	–
508	147	–	63	7	63	29	–	8	–	2	...	...	...	–	24	–	3.7	152	–	1	1	10	–	1
509	87	1	–	15	14	45	–	7	–	35	–	3.8	...	–	9	–	3.9	66	11	3	3	19	2	1
510	21	–	–	19	–	11	–	3	2	–	–	–	–	–	11	–	3.0	99	–	–	–	4	–	1
511	67	–	–	10	9	36	–	9	25	3	...	...	...	–	30	–	3.5	142	–	1	1	9	–	8
512	2	...	...	...	...	1	...	...	...	...	...	...	...	...	...	...	...	...	...	...	...	...	...	...
513	23	–	–	17	9	12	–	8	–	1	...	...	...	–	9	–	4.0	79	–	–	–	–	1	–

[Data exclude vacant seasonal and vacant migratory housing units. For minimum base for derived figures (percent, average, etc.) and meaning of symbols, see text]

Blocks Within Census Tracts	Total population	Percent of total population: Negro	In group quarters	Under 18 years	62 years and over	Year-round housing units: Total	Lacking some or all plumbing facilities	Units in—: One-unit structures	Structures of 10 or more units	Occupied housing units: Owner: Total	Lacking some or all plumbing facilities	Average number of rooms	Average value (dollars)	Percent Negro	Renter: Total	Lacking some or all plumbing facilities	Average number of rooms	Average contract rent (dollars)	Percent Negro	1.01 or more persons per room: Total	With all plumbing facilities	One-person households	With female head of family	With roomers, boarders, or lodgers
514	14	–	–	7	14	13	–	2	–	1	...	...	...	–	7	–	3.0	95	–	–	–	4	–	–
515	34	–	62	3	6	6	–	5	–	–	–	–	–	–	6	–	3.8	103	–	–	–	1	–	2
517	6	–	–	–	33	2	...	...	...	...	...	...	...	–	...	...	...	...	–	...	...	...	...	...
17.01	666	–	–	33	7	221	6	168	8	137	4	5.1	14800	–	77	1	3.8	81	–	18	18	27	7	2
101	9	–	–	11	44	5	–	5	–	4	...	...	...	–	1	...	...	...	–	–	–	3	–	–
102	18	–	–	33	11	7	–	7	–	3	...	...	...	–	4	...	...	...	–	1	1	2	–	–
103#	44	–	–	46	–	12	–	10	–	5	–	5.6	...	–	7	–	4.1	88	–	2	2	–	2	–
104#	49	–	–	25	10	20	–	13	5	9	–	4.8	8800	–	11	–	3.5	73	–	–	–	4	1	–
105#	44	–	–	21	2	16	–	12	3	4	...	...	...	–	12	–	3.3	83	–	–	–	1	–	–
106	16	–	–	19	–	7	–	5	–	3	...	...	...	–	3	...	...	...	–	1	1	–	–	–
107#	36	–	–	44	–	8	–	7	–	3	...	...	...	–	5	–	3.4	65	–	2	2	–	–	–
109	49	–	–	45	12	11	1	11	–	9	1	4.8	6800	–	1	...	...	...	–	3	3	2	–	–
110	14	–	–	29	–	5	–	5	–	1	...	...	...	–	4	...	...	...	–	–	–	1	–	–
111	7	–	–	43	–	2	...	...	...	...	...	...	...	–	...	...	...	...	–	...	...	...	...	...
112#	31	–	–	45	–	9	1	9	–	3	...	...	...	–	5	–	4.2	63	–	2	2	–	–	2
114#	27	–	–	33	15	13	–	10	–	5	–	4.0	9700	–	6	–	3.8	62	–	–	–	3	2	–
115	21	–	–	29	10	8	–	7	–	5	–	4.8	...	–	2	...	...	...	–	–	–	1	1	–
116	14	–	–	21	–	5	–	5	–	3	...	...	...	–	2	...	...	...	–	–	–	–	–	–
117	20	–	–	25	15	6	–	6	–	4	...	...	...	–	2	...	...	...	–	1	1	–	–	–
118	11	–	–	36	–	4	...	...	...	...	...	...	...	–	...	...	...	...	–	...	...	...	...	...
119	9	–	–	22	–	2	...	...	...	...	...	...	...	–	...	...	...	...	–	...	...	...	...	...
120	8	–	–	13	–	3	...	...	...	...	...	...	...	–	...	...	...	...	–	...	...	...	...	...
121	5	–	–	60	–	1	...	...	...	...	...	...	...	–	...	...	...	...	–	...	...	...	...	...
122	4	...	...	...	...	2	...	...	...	...	...	...	...	...	...	...	...	...	...	...	...	...	...	...
124	10	–	–	40	–	3	...	...	...	...	...	...	...	–	...	...	...	...	–	...	...	...	...	...
125	8	–	–	50	–	2	...	...	...	...	...	...	...	–	...	...	...	...	–	...	...	...	...	...
901	4	...	...	...	...	3	...	...	...	...	...	...	...	...	...	...	...	...	...	...	...	...	...	...
904	90	–	–	28	6	33	–	–	–	32	–	4.3	–	–	1	...	...	...	–	2	2	3	1	–
905	10	–	–	–	10	4	...	...	...	...	...	...	...	–	...	...	...	...	–	...	...	...	...	...
906	12	–	–	25	17	4	...	...	...	...	...	...	...	–	...	...	...	...	–	...	...	...	...	...
911	5	–	–	–	–	2	...	...	...	...	...	...	...	–	...	...	...	...	–	...	...	...	...	...
914	91	–	–	42	6	24	3	24	–	20	3	7.1	39200	–	3	...	...	...	–	1	1	2	–	–
17.02	4083	–	–	42	4	1166	33	1081	–	926	28	5.8	20800	–	191	4	4.5	130	1	56	54	41	49	32
101†	†	†	†	†	†	†	†	†	†	†	†	†	†	†	†	†	†	†	†	†	†	†	†	†
102†	†	†	†	†	†	†	†	†	†	†	†	†	†	†	†	†	†	†	†	†	†	†	†	†
103†	†	†	†	†	†	†	†	†	†	†	†	†	†	†	†	†	†	†	†	†	†	†	†	†
105†	†	†	†	†	†	†	†	†	†	†	†	†	†	†	†	†	†	†	†	†	†	†	†	†
106†	†	†	†	†	†	†	†	†	†	†	†	†	†	†	†	†	†	†	†	†	†	†	†	†
107†	†	†	†	†	†	†	†	†	†	†	†	†	†	†	†	†	†	†	†	†	†	†	†	†
108†	†	†	†	†	†	†	†	†	†	†	†	†	†	†	†	†	†	†	†	†	†	†	†	†
109†	†	†	†	†	†	†	†	†	†	†	†	†	†	†	†	†	†	†	†	†	†	†	†	†
110†	†	†	†	†	†	†	†	†	†	†	†	†	†	†	†	†	†	†	†	†	†	†	†	†
111†	†	†	†	†	†	†	†	†	†	†	†	†	†	†	†	†	†	†	†	†	†	†	†	†
112†	†	†	†	†	†	†	†	†	†	†	†	†	†	†	†	†	†	†	†	†	†	†	†	†
114†	†	†	†	†	†	†	†	†	†	†	†	†	†	†	†	†	†	†	†	†	†	†	†	†
115†	†	†	†	†	†	†	†	†	†	†	†	†	†	†	†	†	†	†	†	†	†	†	†	†
116†	†	†	†	†	†	†	†	†	†	†	†	†	†	†	†	†	†	†	†	†	†	†	†	†
117†	†	†	†	†	†	†	†	†	†	†	†	†	†	†	†	†	†	†	†	†	†	†	†	†
201†	†	†	†	†	†	†	†	†	†	†	†	†	†	†	†	†	†	†	†	†	†	†	†	†
202†	†	†	†	†	†	†	†	†	†	†	†	†	†	†	†	†	†	†	†	†	†	†	†	†
203†	†	†	†	†	†	†	†	†	†	†	†	†	†	†	†	†	†	†	†	†	†	†	†	†
204†	†	†	†	†	†	†	†	†	†	†	†	†	†	†	†	†	†	†	†	†	†	†	†	†
205†	†	†	†	†	†	†	†	†	†	†	†	†	†	†	†	†	†	†	†	†	†	†	†	†
206†	†	†	†	†	†	†	†	†	†	†	†	†	†	†	†	†	†	†	†	†	†	†	†	†
207†	†	†	†	†	†	†	†	†	†	†	†	†	†	†	†	†	†	†	†	†	†	†	†	†
208†	†	†	†	†	†	†	†	†	†	†	†	†	†	†	†	†	†	†	†	†	†	†	†	†
209†	†	†	†	†	†	†	†	†	†	†	†	†	†	†	†	†	†	†	†	†	†	†	†	†
210†	†	†	†	†	†	†	†	†	†	†	†	†	†	†	†	†	†	†	†	†	†	†	†	†
211†	†	†	†	†	†	†	†	†	†	†	†	†	†	†	†	†	†	†	†	†	†	†	†	†
212†	†	†	†	†	†	†	†	†	†	†	†	†	†	†	†	†	†	†	†	†	†	†	†	†
213†	†	†	†	†	†	†	†	†	†	†	†	†	†	†	†	†	†	†	†	†	†	†	†	†
302†	†	†	†	†	†	†	†	†	†	†	†	†	†	†	†	†	†	†	†	†	†	†	†	†
303†	†	†	†	†	†	†	†	†	†	†	†	†	†	†	†	†	†	†	†	†	†	†	†	†
304†	†	†	†	†	†	†	†	†	†	†	†	†	†	†	†	†	†	†	†	†	†	†	†	†
305†	†	†	†	†	†	†	†	†	†	†	†	†	†	†	†	†	†	†	†	†	†	†	†	†
307†	†	†	†	†	†	†	†	†	†	†	†	†	†	†	†	†	†	†	†	†	†	†	†	†
308†	†	†	†	†	†	†	†	†	†	†	†	†	†	†	†	†	†	†	†	†	†	†	†	†
309†	†	†	†	†	†	†	†	†	†	†	†	†	†	†	†	†	†	†	†	†	†	†	†	†
310†	†	†	†	†	†	†	†	†	†	†	†	†	†	†	†	†	†	†	†	†	†	†	†	†
311†	†	†	†	†	†	†	†	†	†	†	†	†	†	†	†	†	†	†	†	†	†	†	†	†
312†	†	†	†	†	†	†	†	†	†	†	†	†	†	†	†	†	†	†	†	†	†	†	†	†
313†	†	†	†	†	†	†	†	†	†	†	†	†	†	†	†	†	†	†	†	†	†	†	†	†
314†	†	†	†	†	†	†	†	†	†	†	†	†	†	†	†	†	†	†	†	†	†	†	†	†
315†	†	†	†	†	†	†	†	†	†	†	†	†	†	†	†	†	†	†	†	†	†	†	†	†
316†	†	†	†	†	†	†	†	†	†	†	†	†	†	†	†	†	†	†	†	†	†	†	†	†
317†	†	†	†	†	†	†	†	†	†	†	†	†	†	†	†	†	†	†	†	†	†	†	†	†
901†	†	†	†	†	†	†	†	†	†	†	†	†	†	†	†	†	†	†	†	†	†	†	†	†
905†	†	†	†	†	†	†	†	†	†	†	†	†	†	†	†	†	†	†	†	†	†	†	†	†
906†	†	†	†	†	†	†	†	†	†	†	†	†	†	†	†	†	†	†	†	†	†	†	†	†
17.03	3320	–	3	42	5	892	4	818	64	702	2	5.5	16300	–	171	2	4.9	150	–	47	47	26	38	18
101	4	...	...	...	...	1	...	...	...	...	...	...	...	...	...	...	...	...	...	...	...	...	...	...
102	110	–	–	48	–	27	–	27	–	24	–	5.3	15700	–	3	...	...	...	–	2	2	–	1	–
103	88	–	–	46	2	22	–	22	–	19	–	5.3	13100	–	3	...	...	...	–	2	2	–	1	–
104	165	–	–	47	1	41	–	41	–	33	–	5.3	13100	–	8	–	5.1	140	–	2	2	1	–	–
105	51	–	–	35	2	16	–	16	–	13	–	5.0	15100	–	3	...	...	...	–	–	–	–	–	–
106	108	–	6	35	5	32	–	30	–	27	–	5.4	18600	–	5	–	4.8	...	–	–	–	2	–	–

[Data exclude vacant seasonal and vacant migratory housing units. For minimum base for derived figures (percent, average, etc.) and meaning of symbols, see text]

Blocks Within Census Tracts	Total population	Percent of total population				Year-round housing units				Occupied housing units													
								Units in—		Owner					Renter					1.01 or more persons per room				
	Total population	Negro	In group quarters	Under 18 years	62 years and over	Total	Lacking some or all plumbing facilities	One-unit structures	Structures of 10 or more units	Total	Lacking some or all plumbing facilities	Average number of rooms	Average value (dollars)	Percent Negro	Total	Lacking some or all plumbing facilities	Average number of rooms	Average contract rent (dollars)	Percent Negro	Total	With all plumbing facilities	One-person households	With female head of family	With roomers, boarders, or lodgers
107#	164	-	-	45	1	41	-	41	-	36	-	5.3	14100	-	5	-	5.2	135	-	4	4	1	3	1
108	147	-	-	48	-	39	-	39	-	33	-	5.1	13800	-	5	-	5.4	...	-	1	1	-	3	-
109	146	1	-	44	2	40	-	40	-	37	-	5.6	18100	-	3	...	...	...	...	1	1	-	1	-
110#	125	-	-	46	2	34	-	34	-	29	-	5.5	18100	-	5	-	5.8	175	-	1	1	-	3	-
111	123	-	-	49	1	30	-	30	-	27	-	5.5	18700	-	2	...	...	...	-	3	3	1	-	-
112	55	-	-	53	4	12	-	12	-	11	-	6.6	27300	-	-	-	-	-	-	1	1	-	-	-
113	75	-	-	36	1	20	1	20	-	20	1	6.5	28200	-	-	-	-	-	-	-	-	1	-	-
114	64	-	-	45	5	18	-	18	-	16	-	5.4	17300	-	2	...	...	...	-	1	1	1	3	-
115	113	-	-	44	2	31	-	31	-	31	-	5.3	16700	-	-	-	-	-	-	2	2	1	1	-
116	119	-	-	42	3	31	-	31	-	28	-	6.0	20000	-	2	...	...	...	-	2	2	-	3	1
201	73	-	-	49	-	19	-	19	-	15	-	5.9	16500	-	3	...	...	...	-	1	1	-	-	-
202	130	-	-	39	2	39	-	39	-	37	-	5.8	16500	-	1	...	...	...	-	1	1	1	1	-
203	61	-	-	48	-	17	-	17	-	15	-	5.5	18200	-	-	-	-	-	-	-	-	-	-	-
204	136	-	-	43	2	40	1	40	-	38	1	5.3	16600	-	1	...	...	...	-	1	1	2	2	1
205	140	-	-	43	2	39	-	39	-	35	-	5.7	15700	-	4	...	...	...	-	-	-	2	-	-
206	217	1	45	26	42	32	-	32	-	28	-	5.5	14700	-	3	...	...	...	...	3	3	-	2	1
207	154	-	-	47	3	40	-	40	-	37	-	5.4	14000	-	3	...	...	...	-	3	3	-	3	-
208	76	-	-	45	-	20	-	20	-	20	-	5.5	15100	-	-	-	-	-	-	2	2	-	-	-
209	355	-	-	36	2	118	1	48	64	42	-	5.2	14200	-	72	1	4.3	174	-	5	5	10	6	14
211	3	...	...	...	...	1	...	...	...	...	...	...	...	...	...	...	...	...	...	...	...	...	...	...
212	31	-	-	45	7	7	-	7	-	6	-	5.7	8300	-	1	...	...	...	-	1	1	-	-	-
213	24	-	-	54	8	6	-	6	-	2	...	...	...	-	4	...	...	...	-	2	2	-	-	-
214	16	-	-	31	13	6	-	6	-	5	-	5.6	13300	-	-	-	-	-	-	-	-	-	-	-
215	29	14	-	45	-	8	-	8	-	6	-	4.8	12100	17	1	...	...	...	...	2	2	1	-	-
216	43	-	-	47	5	12	-	12	-	3	...	...	...	-	9	-	4.8	116	-	1	1	-	1	-
217	3	...	...	...	...	1	...	...	...	...	...	...	...	...	...	...	...	...	...	...	...	...	...	...
218	35	-	-	46	3	10	1	8	-	-	-	-	-	-	10	1	4.9	102	-	1	1	1	-	-
219	42	-	-	31	2	12	-	12	-	7	-	5.7	12300	-	5	-	5.2	91	-	-	-	-	2	-
220	39	-	-	41	15	11	-	11	-	9	-	5.0	12100	-	2	...	...	...	-	-	-	-	1	-
222	-	-	-	-	-	1	...	...	...	...	...	...	...	-	...	...	...	...	-	...	...	...	...	...
223	38	-	-	37	5	10	-	10	-	7	-	6.0	16100	-	3	...	...	...	-	1	1	-	1	-
901	18	-	-	33	17	8	-	8	-	5	-	6.2	25300	-	1	...	...	...	-	1	1	1	-	-
18.01	7089	-	-	40	4	2090	10	2060	-	1482	7	5.1	12800	-	531	3	4.6	97	-	167	166	129	144	25
101	11	-	-	18	-	7	-	5	-	2	...	...	...	-	4	...	...	...	-	-	-	2	1	-
102	33	-	-	33	3	12	-	8	-	2	...	...	...	-	10	-	4.0	107	-	1	1	-	2	-
103	21	-	-	19	14	10	-	8	-	5	-	5.2	8800	-	5	-	3.8	68	-	-	-	3	2	-
105	72	-	-	42	4	20	-	16	-	7	-	5.0	11300	-	13	-	4.3	114	-	4	4	-	2	2
106	53	-	-	28	11	18	-	18	-	13	-	5.0	9100	-	5	-	4.2	84	-	1	1	2	-	1
107	62	-	-	34	-	23	1	15	-	4	...	...	...	-	16	1	4.1	78	-	1	1	2	2	-
108#	59	-	-	42	5	19	-	15	-	11	-	4.9	12000	-	7	-	4.4	82	-	3	3	3	-	-
109	59	-	-	37	10	17	-	17	-	14	-	4.9	13000	-	3	...	...	...	-	2	2	1	-	-
110	43	-	-	30	12	15	-	15	-	8	-	6.0	15500	-	7	-	5.1	108	-	1	1	2	1	-
111	55	-	-	35	2	18	-	18	-	12	-	4.9	11000	-	6	-	4.2	83	-	3	3	2	3	-
112	70	-	-	49	6	19	-	19	-	16	-	5.4	11400	-	3	...	...	...	-	3	3	2	3	-
113	51	-	-	41	6	15	-	15	-	11	-	5.8	16700	-	3	...	...	...	-	1	1	-	1	-
114#	51	-	-	39	2	15	-	15	-	10	-	4.7	13900	-	5	-	3.6	87	-	1	1	1	1	-
115	51	-	-	35	6	15	-	15	-	13	-	5.1	13500	-	2	...	...	...	-	1	1	-	1	-
116	57	-	-	44	11	16	-	15	-	8	-	4.9	9800	-	8	-	4.9	92	-	2	2	2	-	-
117	36	-	-	25	14	14	-	13	-	10	-	5.0	11900	-	3	...	...	...	-	-	-	3	2	1
118	37	-	-	43	5	11	-	11	-	11	-	4.8	14800	-	-	-	-	-	-	1	1	2	-	-
119	57	-	-	39	7	19	-	19	-	12	-	5.4	12100	-	6	-	5.2	99	-	-	-	2	2	-
120	62	-	-	39	11	20	-	20	-	14	-	4.5	10000	-	6	-	4.2	78	-	2	2	4	1	-
121	54	-	-	41	9	18	-	17	-	13	-	4.9	11700	-	4	...	...	...	-	1	1	2	3	-
122#	40	-	-	20	13	17	-	17	-	10	-	4.6	10100	-	6	-	4.2	65	-	1	1	2	-	-
123	35	-	-	37	-	11	-	11	-	8	-	4.8	12200	-	3	...	...	...	-	2	2	-	3	-
124	48	-	-	42	8	17	-	17	-	9	-	4.6	9900	-	5	-	5.0	81	-	1	1	1	1	-
125	61	-	-	41	5	20	-	20	-	13	-	5.3	10700	-	4	...	...	...	-	-	-	-	-	-
126	63	-	-	41	-	19	-	19	-	13	-	4.8	11800	-	3	...	...	...	-	3	3	1	1	-
127	68	-	-	46	4	18	-	18	-	17	-	5.1	11700	-	1	...	...	...	-	2	2	-	7	-
201#	137	-	-	37	4	41	-	41	-	32	-	5.2	13300	-	7	-	5.1	104	-	1	1	2	-	-
202#	137	-	-	39	7	43	-	43	-	29	-	5.0	10100	-	14	-	4.9	91	-	3	3	5	3	-
203#	151	-	-	40	4	43	-	43	-	32	-	4.8	11400	-	10	-	5.0	127	-	3	3	2	4	2
204	152	-	-	43	1	43	-	43	-	38	-	5.3	13900	-	4	...	...	...	-	-	-	-	2	1
205#	150	-	-	41	-	42	-	42	-	33	-	5.2	14300	-	9	-	4.8	119	-	2	2	1	-	1
206#	144	-	-	47	2	42	-	42	-	27	-	5.4	11600	-	10	-	4.9	112	-	1	1	2	2	1
207#	127	-	-	29	7	41	-	41	-	31	-	4.7	10300	-	10	-	4.6	106	-	3	3	3	5	2
208	153	-	-	43	3	42	-	42	-	36	-	5.2	14400	-	5	-	5.6	...	-	-	-	3	2	-
209	142	-	-	46	2	38	-	38	-	31	-	5.2	16200	-	6	-	5.2	102	-	1	1	-	2	-
210	71	-	-	45	1	18	-	18	-	14	-	5.2	18800	-	4	...	...	...	-	2	2	-	1	1
212#	147	-	-	44	3	41	-	41	-	30	-	4.9	9700	-	10	-	4.7	94	-	7	7	3	1	2
213	156	-	-	44	1	42	-	42	-	33	-	5.4	15300	-	7	-	5.1	127	-	3	3	1	1	-
214	167	-	-	41	1	43	-	43	-	34	-	5.4	16700	-	8	-	5.3	130	-	4	4	1	3	-
215	82	-	-	40	1	20	-	20	-	17	-	5.5	14900	-	2	...	...	...	-	3	3	-	-	-
217	58	-	-	47	2	15	-	15	-	11	-	5.2	16300	-	4	...	...	...	-	-	-	1	-	-
218	98	-	-	47	2	25	1	25	-	24	1	5.5	17900	-	1	...	...	...	-	1	1	-	3	-
219	171	-	-	41	5	45	-	45	-	41	-	5.5	14300	-	4	...	...	...	-	3	3	2	1	-
220	191	-	-	50	-	46	-	46	-	40	-	5.5	15700	-	6	-	5.5	155	-	5	5	1	3	-
221	141	-	-	49	-	35	-	35	-	31	-	5.3	15700	-	4	...	...	...	-	2	2	-	3	-
223	140	-	-	36	4	40	-	40	-	35	-	5.1	15500	-	3	...	...	...	-	1	1	1	1	-
224	102	-	-	49	2	24	-	24	-	21	-	5.2	15500	-	3	...	...	...	-	3	3	-	2	-
225	128	-	-	46	1	33	-	32	-	25	-	5.7	14900	-	8	-	5.5	132	-	2	2	-	-	-
301	195	-	-	45	2	54	2	54	-	46	1	5.3	13400	-	6	1	5.2	120	-	1	1	3	1	-
302	67	-	-	40	3	20	-	20	-	15	-	5.3	13800	-	5	-	5.8	138	-	-	-	-	3	-
303	71	-	-	49	1	17	-	17	-	14	-	5.6	15200	-	3	...	...	...	-	1	1	1	1	-
304	64	-	-	36	8	17	-	17	-	14	-	5.4	17100	-	3	...	...	...	-	3	3	1	-	-
305	141	-	-	38	1	40	1	40	-	31	1	5.1	14800	-	8	-	5.1	140	-	-	-	-	1	-
306	64	-	-	41	3	19	-	19	-	16	-	5.0	16100	-	3	...	...	...	-	1	1	3	2	-
307	63	-	-	43	3	19	-	19	-	16	-	5.1	15600	-	2	...	...	...	-	-	-	1	4	-

Table 2. Characteristics of Housing Units and Population, by Blocks: 1970—Con.

[Data exclude vacant seasonal and vacant migratory housing units. For minimum base for derived figures (percent, average, etc.) and meaning of symbols, see text]

Blocks Within Census Tracts	Total population	Percent of total population: Negro	Percent of total population: In group quarters	Percent of total population: Under 18 years	Percent of total population: 62 years and over	Year-round housing units: Total	Year-round housing units: Lacking some or all plumbing facilities	Year-round housing units: Units in — One-unit structures	Year-round housing units: Units in — Structures of 10 or more units	Occupied housing units: Owner: Total	Owner: Lacking some or all plumbing facilities	Owner: Average number of rooms	Owner: Average value (dollars)	Owner: Percent Negro	Occupied housing units: Renter: Total	Renter: Lacking some or all plumbing facilities	Renter: Average number of rooms	Renter: Average contract rent (dollars)	Renter: Percent Negro	1.01 or more persons per room: Total	1.01 or more persons per room: With all plumbing facilities	One-person households	With female head of family	With roomers, boarders, or lodgers
308	65	-	-	35	11	21	-	21	-	14	-	5.4	14000	-	5	-	5.0	...	-	-	-	-	1	-
309	75	-	-	41	-	18	-	18	-	14	-	5.2	14900	-	3	...	...	...	-	2	2	-	-	-
310	67	-	-	30	8	23	1	23	-	18	1	4.7	11100	-	5	-	4.2	102	-	3	3	1	-	1
311	64	-	-	33	9	22	-	22	-	16	-	4.9	10600	-	4	...	...	...	-	-	-	2	-	-
312	62	-	-	36	7	19	-	19	-	15	-	5.2	11800	-	4	...	...	...	-	-	-	1	1	-
313	67	-	-	36	9	21	1	21	-	17	1	5.0	11500	-	4	...	...	...	-	1	1	1	3	-
314#	50	-	-	28	4	19	-	19	-	13	-	5.1	10600	-	5	-	4.2	45	-	-	-	2	4	-
315	76	-	-	34	5	22	-	22	-	17	-	4.9	10800	-	4	...	...	...	-	1	1	-	1	1
316#	72	-	-	38	4	22	-	22	-	16	-	4.6	10900	-	5	-	4.0	95	-	3	3	-	1	-
317	63	-	-	32	8	22	-	22	-	15	-	5.1	11100	-	5	-	5.4	...	-	2	2	1	3	-
318	87	-	-	47	3	23	-	23	-	18	-	4.8	8800	-	4	...	...	...	-	5	5	3	2	1
319#	67	-	-	34	15	21	-	21	-	13	-	4.7	8600	-	8	-	4.8	93	-	-	-	1	3	-
320#	57	-	-	37	16	19	-	19	-	10	-	4.3	8200	-	8	-	4.5	108	-	3	3	1	2	-
321#	68	-	-	44	3	21	-	21	-	11	-	5.1	9700	-	9	-	4.6	88	-	3	3	2	1	-
401#	74	-	-	46	5	20	-	20	-	11	-	5.0	10600	-	9	-	4.9	93	-	2	2	2	1	-
402	79	-	-	47	3	23	1	23	-	16	1	4.8	9500	-	6	-	4.2	82	-	3	3	3	1	1
403	55	-	-	36	4	19	-	19	-	12	-	5.3	9600	-	4	...	...	...	-	1	1	-	2	1
404	63	-	-	35	5	20	-	20	-	14	-	4.6	9600	-	5	-	4.6	102	-	3	3	3	1	2
405	77	-	-	39	5	23	1	23	-	12	1	4.6	11300	-	11	-	4.7	74	-	2	2	1	1	-
406	72	-	-	33	8	23	-	23	-	13	-	4.5	9700	-	9	-	4.2	75	-	3	3	2	3	1
407#	67	-	-	40	-	21	-	21	-	13	-	4.5	9800	-	7	-	4.0	82	-	2	2	3	2	1
408#	49	-	-	37	4	20	-	20	-	12	-	4.5	9600	-	5	-	3.8	69	-	3	3	4	1	-
409#	64	-	-	34	6	22	1	22	-	12	-	4.4	9200	-	8	1	4.4	68	-	3	2	1	2	-
410	61	-	-	39	5	19	-	19	-	12	-	5.2	13500	-	6	-	4.2	73	-	2	2	2	2	-
411	57	-	-	28	11	22	-	22	-	10	-	4.5	9800	-	11	-	3.9	68	-	1	1	4	1	-
412	78	-	-	41	3	23	-	23	-	13	-	4.9	9700	-	9	-	4.1	72	-	2	2	2	3	1
413	81	-	-	43	5	22	-	22	-	12	-	4.8	10000	-	8	-	3.8	91	-	6	6	2	2	-
414	89	-	-	55	5	21	-	21	-	8	-	4.4	9400	-	13	-	4.5	75	-	6	6	1	1	-
415	68	-	-	34	6	23	-	21	-	11	-	4.6	9000	-	11	-	3.9	64	-	2	2	3	3	-
416#	53	-	-	40	4	16	-	16	-	7	-	4.6	10200	-	8	-	4.3	79	-	3	3	2	2	-
417#	37	-	-	41	8	12	-	12	-	5	-	4.2	9500	-	7	-	3.9	56	-	2	2	1	3	1
418	31	-	-	26	3	13	-	13	-	7	-	5.3	10500	-	3	...	...	...	-	1	1	1	-	-
419#	31	-	-	32	3	10	-	10	-	5	-	4.4	9300	-	5	-	4.2	82	-	1	1	1	-	-
420	44	-	-	41	5	14	-	14	-	7	-	4.7	10500	-	6	-	4.2	81	-	3	3	-	1	-
18.02	1176	-	-	42	3	376	2	332	-	240	-	5.4	16900	-	94	2	4.6	124	-	13	13	14	20	5
102	16	-	-	38	25	4	...	...	...	...	...	...	...	-	...	...	...	...	-	...	...	...	...	...
103	79	-	-	51	3	20	-	20	-	6	-	5.0	15300	-	14	-	5.1	104	-	1	1	-	2	-
105	138	-	-	36	3	51	1	8	-	2	...	...	...	-	47	1	4.1	128	-	-	-	5	9	2
106	72	-	-	49	-	20	-	20	-	16	-	5.2	12600	-	3	...	...	...	-	-	-	1	1	-
107	95	-	-	52	2	23	-	23	-	20	-	5.3	13100	-	3	...	...	...	-	2	2	-	1	-
108	78	-	-	42	-	25	-	24	-	18	-	5.3	13200	-	6	-	6.0	142	-	1	1	2	2	1
109	10	-	-	60	-	2	...	...	...	...	...	...	...	-	...	...	...	...	-	...	...	...	...	...
114	36	-	-	42	6	17	-	17	-	11	-	5.2	16000	-	-	-	-	-	-	-	-	-	1	-
115	82	-	-	37	-	31	-	31	-	21	-	5.2	14300	-	6	-	5.2	116	-	-	-	3	-	-
117	20	-	-	30	10	6	-	6	-	5	-	5.6	20300	-	-	-	-	-	-	-	-	-	1	-
118	60	-	-	38	3	18	-	18	-	13	-	5.3	18200	-	4	...	...	...	-	-	-	1	-	-
119	28	-	-	36	-	13	-	13	-	8	-	5.4	18900	-	-	-	-	-	-	-	-	-	-	-
120	18	-	-	33	22	14	-	14	-	3	...	...	...	-	-	-	-	-	-	...	...	...	...	...
202	4	...	...	...	...	1	...	...	...	...	...	...	...	...	...	...	...	...	...	...	...	...	...	...
203	5	-	-	60	-	1	...	...	...	...	...	...	...	-	...	...	...	...	-	...	...	...	...	...
204	5	-	-	60	-	5	-	5	-	1	...	...	...	-	-	-	-	-	-	...	...	...	...	...
205	34	-	-	29	12	11	-	11	-	11	-	5.5	20800	-	-	-	-	-	-	-	-	-	-	-
206	58	-	-	47	5	15	-	15	-	15	-	5.5	18200	-	-	-	-	-	-	1	1	-	-	-
207	45	-	-	51	-	11	-	11	-	11	-	5.6	20000	-	-	-	-	-	-	1	1	-	-	-
302	4	...	...	...	...	1	...	...	...	...	...	...	...	...	...	...	...	...	...	...	...	...	...	...
304	5	-	-	60	-	1	...	...	...	...	...	...	...	-	...	...	...	...	-	...	...	...	...	...
309	7	-	-	57	14	2	...	...	...	...	...	...	...	-	...	...	...	...	-	...	...	...	...	...
318	15	-	-	33	-	5	-	5	-	5	-	5.2	16300	-	-	-	-	-	-	-	-	-	-	1
319	74	-	-	43	-	20	-	20	-	19	-	5.4	18800	-	1	...	...	...	-	1	1	-	1	-
320	36	-	-	39	-	9	-	9	-	8	-	5.5	19100	-	1	...	...	...	-	1	1	-	-	1
321	30	-	-	53	-	7	-	7	-	7	-	5.7	19100	-	-	-	-	-	-	-	-	-	-	-
326	5	-	-	40	-	1	...	...	...	...	...	...	...	-	...	...	...	...	-	...	...	...	...	...
327	14	-	-	29	-	5	-	5	-	4	...	...	...	-	1	...	...	...	-	-	-	-	-	-
401	4	...	...	...	...	1	...	...	...	...	...	...	...	...	...	...	...	...	...	...	...	...	...	...
402	2	...	...	...	...	1	...	...	...	...	...	...	...	...	...	...	...	...	...	...	...	...	...	...
405	4	...	...	...	...	2	...	...	...	...	...	...	...	...	...	...	...	...	...	...	...	...	...	...
412	3	...	...	...	...	1	...	...	...	...	...	...	...	...	...	...	...	...	...	...	...	...	...	...
416	8	-	-	50	-	2	...	...	...	...	...	...	...	-	...	...	...	...	-	...	...	...	...	...
417	62	-	-	39	-	23	-	23	-	17	-	6.6	26500	-	-	-	-	-	-	-	-	-	-	-
419	12	-	-	8	17	4	...	...	...	...	...	...	...	-	...	...	...	...	-	...	...	...	...	...
420	2	...	...	...	...	1	...	...	...	...	...	...	...	...	...	...	...	...	...	...	...	...	...	...
902	6	-	-	17	17	2	...	...	...	...	...	...	...	-	...	...	...	...	-	...	...	...	...	...
19.01	5981	-	-	32	8	2020	15	1677	4	1441	11	5.6	19100	-	516	4	4.3	131	-	86	86	210	142	33
103	2	...	...	...	...	1	...	...	...	...	...	...	...	...	...	...	...	...	...	...	...	...	...	...
104	14	-	-	21	14	6	-	6	-	3	...	...	...	-	3	...	...	...	-	-	-	2	1	-
105	38	-	-	24	18	15	-	15	-	12	-	5.3	14800	-	3	...	...	...	-	-	-	2	-	1
106	40	-	-	23	15	15	1	15	-	11	1	5.0	14200	-	4	...	...	...	-	-	-	3	1	1
107	58	-	-	22	26	25	-	13	-	13	-	5.3	16500	-	12	-	4.1	108	-	-	-	4	3	-
108	49	2	-	27	12	20	-	20	-	14	-	4.9	15000	-	6	-	5.2	138	-	-	-	5	-	-
109	48	-	-	31	21	17	-	17	-	14	-	5.5	24300	-	3	...	...	...	-	1	1	2	2	-
110	33	-	-	27	15	14	-	14	-	12	-	6.1	28300	-	1	...	...	...	-	-	-	2	4	-
111	49	-	-	29	10	16	-	16	-	11	-	5.5	16500	-	5	-	4.8	...	-	-	-	-	3	-
112	46	-	-	37	7	14	-	14	-	13	-	5.6	18700	-	-	-	-	-	-	1	1	-	1	-
113	55	-	-	38	6	16	-	16	-	12	-	5.4	16700	-	4	...	...	...	-	1	1	-	1	-
114	45	-	-	33	9	16	-	16	-	12	-	5.3	19500	-	4	...	...	...	-	1	1	4	1	-
115	46	-	-	28	17	17	-	17	-	17	-	6.1	22400	-	-	-	-	-	-	-	-	4	1	-
116	48	-	-	21	19	18	1	18	-	16	1	5.5	24500	-	2	...	...	...	-	-	-	1	-	-

[Data exclude vacant seasonal and vacant migratory housing units. For minimum base for derived figures (percent, average, etc.) and meaning of symbols, see text]

Blocks Within Census Tracts	Total population	Percent of total population				Year-round housing units				Occupied housing units														
								Units in—		Owner					Renter					1.01 or more persons per room				
	Total population	Negro	In group quarters	Under 18 years	62 years and over	Total	Lacking some or all plumbing facilities	One-unit structures	Structures of 10 or more units	Total	Lacking some or all plumbing facilities	Average number of rooms	Average value (dollars)	Percent Negro	Total	Lacking some or all plumbing facilities	Average number of rooms	Average contract rent (dollars)	Percent Negro	Total	With all plumbing facilities	One-person households	With female head of family	With roomers, boarders, or lodgers
117	42	–	–	26	29	17	–	17	–	15	–	5.7	20200	–	2	...	...	...	–	2	2	4	2	–
118	50	2	–	20	18	21	–	21	–	18	–	4.8	14800	–	3	...	...	...	...	–	–	5	1	–
119	42	–	–	19	19	17	–	16	–	16	–	5.3	15800	–	1	...	...	...	–	–	–	1	1	–
120	42	–	–	26	19	16	–	16	–	16	–	5.4	17300	–	–	–	–	–	–	–	–	2	–	–
121	50	–	–	36	2	14	1	14	–	12	1	5.4	16400	–	2	...	...	...	–	1	1	–	–	1
122	31	–	–	16	26	15	–	15	–	11	–	5.4	17400	–	3	...	...	...	–	–	–	2	–	–
123	52	–	–	37	12	18	–	18	–	13	–	5.6	19800	–	3	...	...	...	–	1	1	1	–	–
124	46	–	–	20	13	16	–	16	–	13	–	5.7	20700	–	3	...	...	...	–	–	–	2	1	–
125	40	–	–	30	13	14	–	14	–	12	–	5.7	22400	–	2	...	...	...	–	1	1	2	1	–
126	53	–	–	32	25	19	–	19	–	16	–	5.6	22000	–	2	...	...	...	–	–	–	2	2	–
127	61	–	–	31	10	18	–	18	–	16	–	5.4	18800	–	2	...	...	...	–	–	–	–	–	–
128	46	–	–	26	15	16	–	16	–	16	–	5.3	20200	–	–	–	–	–	–	–	–	2	1	–
201	32	–	–	19	16	14	–	14	–	12	–	5.3	15400	–	2	...	...	...	–	–	–	3	–	–
202	37	–	–	16	19	15	–	15	–	14	–	5.1	20000	–	1	...	...	...	–	–	–	1	2	–
203	36	–	–	17	11	16	–	16	–	15	–	5.9	22600	–	1	...	...	...	–	–	–	3	–	–
204	42	–	–	26	21	16	1	16	–	16	1	5.6	20200	–	–	–	–	–	–	–	–	1	1	–
205	36	–	–	22	22	13	–	13	–	13	–	6.4	33600	–	–	–	–	–	–	1	1	3	–	–
206	42	–	–	29	12	16	–	16	–	15	–	5.7	21600	–	1	...	...	...	–	2	2	3	1	–
207	47	–	–	34	13	16	–	16	–	16	–	5.4	18500	–	–	–	–	–	–	1	1	4	–	–
208	49	–	–	25	12	15	–	15	–	15	–	5.5	19300	–	–	–	–	–	–	–	–	1	1	–
209	67	–	–	40	3	16	–	16	–	15	–	5.6	19500	–	1	...	...	...	–	1	1	–	–	–
210	54	–	–	43	4	14	1	14	–	13	1	6.2	22100	–	–	–	–	–	–	1	1	1	–	–
211	47	–	–	30	13	16	–	16	–	15	–	6.1	25600	–	1	...	...	...	–	–	–	–	1	1
212	38	–	–	32	11	13	1	13	–	12	1	6.8	33900	–	1	...	...	...	–	–	–	2	–	–
213	32	–	–	28	19	14	1	14	–	13	1	5.8	25600	–	–	–	–	–	–	–	–	4	1	–
214	45	–	–	27	9	16	–	16	–	16	–	6.0	25400	–	–	–	–	–	–	–	–	3	–	–
215	41	–	–	15	29	16	–	16	–	15	–	5.7	22400	–	1	...	...	...	–	–	–	–	1	1
217	57	–	–	37	–	16	–	16	–	14	–	5.6	18200	–	2	...	...	...	–	1	1	–	–	–
218	40	–	–	13	23	16	–	16	–	16	–	5.8	20500	–	–	–	–	–	–	–	–	–	–	–
219	33	–	–	18	18	15	–	15	–	12	–	5.6	25500	–	2	...	...	...	–	1	1	3	2	–
220	32	–	–	16	13	14	–	14	–	14	–	5.9	30300	–	–	–	–	–	–	–	–	3	–	–
221	59	–	–	20	12	23	1	22	–	18	1	5.7	27800	–	3	...	...	...	–	–	–	1	1	–
222	57	–	–	37	7	18	–	18	–	17	–	5.1	19300	–	1	...	...	...	–	2	2	2	1	1
223	38	–	–	29	3	14	–	14	–	13	–	6.5	29000	–	–	–	–	–	–	1	1	–	–	–
224	47	–	–	28	11	16	1	16	–	15	1	6.0	21100	–	–	–	–	–	–	–	–	1	–	–
225	46	–	–	24	7	15	–	15	–	15	–	6.5	27200	–	–	–	–	–	–	–	–	1	–	–
226	43	–	–	26	2	14	–	14	–	13	–	6.4	26900	–	1	...	...	...	–	–	–	1	1	–
227	59	–	–	31	10	19	–	19	–	17	–	5.4	18000	–	2	...	...	...	–	1	1	2	1	–
228	67	2	–	25	9	29	–	9	–	11	–	4.7	16300	–	17	–	4.1	131	–	1	1	8	2	–
229	316	–	–	29	2	140	2	22	1	11	–	5.2	16000	–	122	2	3.7	179	–	5	5	38	17	2
230	56	–	–	29	14	16	–	16	–	15	–	6.1	20300	–	1	...	...	...	–	–	–	1	1	–
301#	145	–	–	41	2	44	–	29	2	26	–	6.1	20000	–	16	–	4.0	151	–	4	4	3	4	1
302	31	–	–	23	3	9	–	9	–	9	–	5.6	18600	–	–	–	–	–	–	1	1	1	1	–
303	82	–	–	28	5	24	–	23	–	22	–	5.7	16900	–	2	...	...	...	–	–	–	–	1	1
304	45	–	–	40	2	12	–	12	–	12	–	6.8	24300	–	–	–	–	–	–	–	–	–	–	–
305	55	–	–	33	11	14	–	14	–	13	–	6.8	23900	–	1	...	...	...	–	–	–	–	–	–
306	55	–	–	33	–	18	–	18	–	17	–	5.5	17300	–	1	...	...	...	–	–	–	–	2	–
307	60	–	–	38	3	18	–	18	–	16	–	6.1	18300	–	2	...	...	...	–	–	–	–	1	1
308	46	–	–	37	11	14	–	14	–	12	–	6.4	22300	–	2	...	...	...	–	1	1	2	2	–
309	43	–	–	33	–	12	–	12	–	11	–	6.1	22300	–	1	...	...	...	–	–	–	–	1	–
310	86	–	–	42	–	21	–	21	–	17	–	5.6	18800	–	4	...	...	...	–	2	2	–	2	–
311	67	–	–	37	6	19	–	19	–	13	–	5.7	18100	–	5	–	5.2	...	–	2	2	1	1	–
312	32	–	–	28	6	11	–	11	–	9	–	5.7	18200	–	1	...	...	...	–	–	–	–	–	–
313	44	–	–	41	7	13	–	13	–	12	–	5.8	18500	–	–	–	–	–	–	–	–	–	–	–
314	25	–	–	28	–	9	–	9	–	8	–	5.1	22800	–	–	–	–	–	–	1	1	–	1	–
315	57	–	–	37	9	16	–	15	–	14	–	5.9	17900	–	2	...	...	...	–	–	–	1	1	–
316	50	–	–	40	4	16	–	16	–	13	–	5.4	13100	–	2	...	...	...	–	–	–	–	2	1
317	36	–	–	36	11	14	–	14	–	12	–	4.8	13900	–	1	...	...	...	–	1	1	2	2	–
318	59	–	–	39	2	18	–	18	–	18	–	5.8	19500	–	–	–	–	–	–	–	–	2	1	–
319	68	–	–	38	2	18	–	18	–	14	–	5.8	19600	–	4	...	...	...	–	1	1	–	2	–
320	47	–	–	36	–	14	–	14	–	13	–	5.4	14500	–	–	–	–	–	–	–	–	–	1	–
321	55	–	–	33	7	16	–	16	–	13	–	5.2	14000	–	3	...	...	...	–	1	1	–	2	1
322	52	–	–	42	10	16	–	16	–	12	–	5.7	14000	–	4	...	...	...	–	2	2	2	2	1
323	45	–	–	33	7	13	–	13	–	11	–	5.7	14700	–	2	...	...	...	–	–	–	–	1	–
324	74	–	–	41	11	20	–	20	–	18	–	5.8	15600	–	2	...	...	...	–	1	1	1	1	–
325	75	–	–	45	3	21	1	20	–	18	–	5.3	13600	–	3	...	...	...	–	1	1	1	2	–
326	56	–	–	43	7	15	–	15	–	9	–	5.8	14600	–	5	–	4.4	108	–	3	3	1	–	–
327	54	–	–	39	4	15	–	15	–	14	–	6.2	15500	–	1	...	...	...	–	1	1	2	–	–
328	52	–	–	25	6	16	–	16	–	14	–	5.5	20100	–	2	...	...	...	–	–	–	–	–	–
401	37	–	–	30	8	14	–	14	–	10	–	5.5	16600	–	3	...	...	...	–	1	1	2	–	–
402	50	–	–	26	10	16	–	16	–	16	–	5.9	18100	–	–	–	–	–	–	1	1	1	2	1
404	64	–	–	33	9	18	–	18	–	14	–	5.7	15100	–	3	...	...	...	–	1	1	2	3	–
405	62	–	–	48	2	15	–	15	–	14	–	5.8	14000	–	1	...	...	...	–	3	3	–	3	–
406	74	–	–	32	5	23	–	23	–	18	–	5.6	14300	–	5	–	5.0	...	–	–	–	2	–	1
407	59	–	–	29	2	21	–	21	–	16	–	5.2	13400	–	4	...	...	...	–	1	1	3	2	1
408	56	–	–	43	–	15	1	15	–	10	1	5.3	17600	–	5	–	5.6	...	–	1	1	–	1	–
409	49	–	–	47	4	15	–	15	–	12	–	5.4	15000	–	1	...	...	...	–	1	1	1	–	–
410	51	–	–	37	12	14	–	14	–	13	–	5.5	18100	–	1	...	...	...	–	2	2	–	–	–
411	45	–	–	42	9	14	–	14	–	10	–	5.9	16800	–	2	...	...	...	–	1	1	–	–	–
412	51	–	–	33	10	16	–	16	–	15	–	5.3	16900	–	1	...	...	...	–	1	1	1	1	1
413	71	–	–	35	3	19	–	19	–	16	–	5.4	15800	–	3	...	...	...	–	–	–	–	1	–
414	33	–	–	18	21	14	–	14	–	11	–	5.3	14000	–	2	...	...	...	–	–	–	2	1	–
415	58	–	–	33	3	16	–	16	–	13	–	5.2	18000	–	3	...	...	...	–	2	2	2	–	–
416	122	–	–	38	5	32	–	32	–	25	–	5.2	14700	–	6	–	5.0	113	–	4	4	1	3	–
417	92	–	–	41	4	24	1	23	–	20	1	5.4	13900	–	4	...	...	...	–	1	1	–	1	–
418	47	–	–	38	4	16	–	16	–	13	–	5.5	17800	–	3	...	...	...	–	–	–	2	3	–
419	49	–	–	37	4	15	–	15	–	13	–	5.5	14900	–	1	...	...	...	–	–	–	–	1	–
420	117	3	–	34	5	40	–	19	1	10	–	4.9	12600	–	27	–	4.4	102	4	5	5	4	6	5
421	125	–	–	36	3	44	–	18	–	12	–	5.3	13800	–	29	–	4.1	91	–	3	3	3	7	2
422	95	4	–	38	2	36	–	–	–	–	–	–	–	–	34	–	3.9	97	–	3	3	7	4	2

[Data exclude vacant seasonal and vacant migratory housing units. For minimum base for derived figures (percent, average, etc.) and meaning of symbols, see text]

Blocks Within Census Tracts	Total population	Percent of total population				Year-round housing units				Occupied housing units													
								Units in—		Owner					Renter					1.01 or more persons per room				
	Total population	Negro	In group quarters	Under 18 years	62 years and over	Total	Lacking some or all plumbing facilities	One-unit structures	Structures of 10 or more units	Total	Lacking some or all plumbing facilities	Average number of rooms	Average value (dollars)	Percent Negro	Total	Lacking some or all plumbing facilities	Average number of rooms	Average contract rent (dollars)	Percent Negro	Total	With all plumbing facilities	One-person households	With female head of family	With roomers, boarders, or lodgers
423	44	5	–	21	2	22	–	3	–	–	–	–	–	–	19	–	3.9	99	5	1	1	2	2	1
424	64	–	–	25	5	34	–	–	–	–	–	–	–	–	28	–	4.0	96	–	3	3	8	2	4
425	86	–	–	24	11	37	1	1	–	1	...	...	...	–	33	1	4.0	96	–	1	1	5	4	1
426	46	–	–	33	17	16	–	16	–	13	–	5.2	12500	–	1	...	...	...	–	1	1	1	1	–
427	17	–	–	12	–	6	–	6	–	5	–	5.2	15500	–	1	...	...	...	–	–	–	–	–	–
19.02	7287	–	–	43	3	2043	11	1898	1	1771	10	6.3	27000	–	179	1	4.7	178	–	59	58	67	68	16
102	39	–	–	39	5	11	–	11	–	11	–	5.7	19400	–	–	–	–	–	–	–	–	–	2	–
103	2	...	...	...	...	1	...	...	...	...	...	...	...	...	...	...	...	...	...	...	...	...	...	...
105	130	–	–	45	–	34	–	34	–	32	–	5.8	18700	–	2	...	...	...	–	2	2	–	2	–
106	18	–	–	44	–	5	–	5	–	4	...	...	...	–	1	...	...	...	–	–	–	–	–	–
107	182	–	–	42	1	48	–	48	–	47	–	5.8	20400	–	–	–	–	–	–	2	2	–	2	–
109	170	–	–	38	6	49	–	31	–	31	–	5.6	21600	–	18	–	4.5	197	–	2	2	3	6	1
110	86	–	–	38	7	25	–	25	–	24	–	6.0	23300	–	1	...	...	...	–	–	–	2	–	–
111	155	–	–	41	5	42	–	42	–	41	–	5.9	23400	–	–	–	–	–	–	3	3	2	–	–
112	132	–	–	42	3	35	1	35	–	33	1	5.8	22700	–	2	...	...	...	–	1	1	2	1	–
113	113	–	–	40	9	32	–	32	–	30	–	6.1	25500	–	1	...	...	...	–	1	1	1	2	–
115	82	–	–	38	7	24	–	24	–	24	–	6.5	29000	–	–	–	–	–	–	1	1	–	–	–
117	57	–	–	30	4	18	1	18	–	17	1	6.4	24700	–	1	...	...	...	–	2	2	1	1	2
118	43	–	–	37	16	12	–	11	–	12	–	5.7	22000	–	–	–	–	–	–	–	–	–	1	1
119	71	–	–	41	3	18	–	18	–	18	–	6.2	22800	–	–	–	–	–	–	–	–	–	–	–
120	67	–	–	40	6	23	1	10	–	10	–	6.6	27600	–	12	1	4.8	175	–	1	1	3	2	–
121	70	–	–	54	–	16	–	16	–	16	–	6.3	27300	–	–	–	–	–	–	–	–	–	1	–
122	77	–	–	56	–	16	–	16	–	15	–	6.4	27000	–	1	...	...	...	–	1	1	–	–	–
123	58	–	–	40	2	17	–	17	–	17	–	6.3	26900	–	–	–	–	–	–	1	1	1	2	–
124	131	–	–	49	3	29	–	29	–	29	–	7.2	30400	–	–	–	–	–	–	–	–	–	–	–
125	113	–	–	43	3	30	–	30	–	28	–	6.8	27400	–	2	...	...	...	–	2	2	2	1	1
126	122	–	–	34	8	47	–	15	–	15	–	6.2	25400	–	28	–	4.1	203	–	–	–	4	3	–
128	442	–	–	46	2	115	2	86	1	76	2	5.8	19200	–	38	–	4.1	165	–	12	11	12	3	–
201	302	–	–	49	2	74	–	73	–	70	–	6.2	22700	–	2	...	...	...	–	4	4	1	5	2
202	94	–	–	45	1	31	–	19	–	12	–	5.9	26300	–	17	–	4.5	176	–	1	1	5	1	–
204	76	–	–	38	3	25	–	11	–	8	–	5.5	19700	–	16	–	4.3	175	–	–	–	2	–	1
205	64	–	–	45	2	16	–	16	–	16	–	5.7	16800	–	–	–	–	–	–	1	1	–	–	–
208	88	–	–	49	1	22	–	22	–	20	–	5.7	20900	–	2	...	...	...	–	1	1	–	2	–
209	167	–	7	34	5	47	2	47	–	39	2	6.0	24400	–	7	–	5.6	...	–	–	–	1	1	1
210	108	–	–	32	7	34	–	34	–	34	–	6.2	25500	–	–	–	–	–	–	–	–	1	–	–
211	147	–	–	45	1	38	–	37	–	36	–	5.9	21100	–	1	...	...	...	–	1	1	1	1	–
212	124	–	–	42	3	36	1	36	–	35	1	5.9	23600	–	–	–	–	–	–	1	1	2	3	–
213	111	–	–	32	12	33	–	33	–	33	–	6.0	26300	–	–	–	–	–	–	1	1	–	2	–
214	117	–	–	46	2	29	1	29	–	28	1	6.8	29100	–	1	...	...	...	–	–	–	1	2	–
215	55	–	–	40	7	15	–	15	–	15	–	6.2	27300	–	–	–	–	–	–	1	1	–	–	–
216	94	–	–	44	–	23	–	23	–	23	–	6.0	29800	–	–	–	–	–	–	1	1	–	–	–
217	137	–	–	39	7	36	–	36	–	35	–	7.0	31000	–	–	–	–	–	–	–	–	1	2	–
218	109	–	–	37	4	31	–	31	–	30	–	6.4	33500	–	–	–	–	–	–	–	–	–	1	–
219	84	–	–	35	2	26	–	26	–	23	–	7.0	30000	–	2	...	...	...	–	–	–	–	–	–
220	159	–	–	46	–	38	–	38	–	38	–	6.3	24700	–	–	–	–	–	–	1	1	–	–	–
221	54	–	–	44	2	15	–	15	–	13	–	5.6	20500	–	1	...	...	...	–	1	1	1	–	–
222	126	–	–	49	–	30	–	30	–	30	–	6.1	23400	–	–	–	–	–	–	–	–	–	–	–
223	86	–	–	43	–	22	–	22	–	22	–	6.0	25900	–	–	–	–	–	–	1	1	1	–	–
224	92	–	–	51	1	22	–	22	–	18	–	5.8	21000	–	3	...	...	...	–	2	2	–	–	–
225	66	–	–	53	2	16	–	16	–	10	–	5.1	11300	–	4	...	...	...	–	3	3	–	–	–
226	168	1	–	49	–	45	–	45	–	38	–	5.3	14500	–	3	...	...	...	...	4	4	–	1	1
301	131	–	–	53	–	32	–	32	–	30	–	5.9	23900	–	–	–	–	–	–	2	2	–	1	1
302	93	–	–	46	4	26	–	26	–	26	–	6.2	25000	–	–	–	–	–	–	1	1	2	1	–
303	9	–	–	44	–	2	...	...	...	...	...	...	...	–	...	...	...	...	–	...	...	...	...	...
304	132	–	–	44	1	36	–	36	–	35	–	6.1	27000	–	–	–	–	–	–	–	–	–	–	–
305	53	–	–	38	–	16	–	16	–	16	–	6.5	27500	–	–	–	–	–	–	–	–	–	1	–
306	100	–	–	41	1	28	–	28	–	28	–	6.3	31500	–	–	–	–	–	–	1	1	–	–	–
307	157	–	–	43	2	43	1	43	–	40	1	7.6	37700	–	–	–	–	–	–	–	–	1	–	–
308	134	–	–	42	6	37	1	37	–	36	1	7.4	38700	–	–	–	–	–	–	–	–	1	1	–
309	89	1	–	38	5	28	–	26	–	26	–	6.8	37900	–	1	...	...	...	...	–	–	2	–	–
310	105	–	–	36	2	29	–	29	–	29	–	7.0	34700	–	–	–	–	–	–	–	–	–	2	–
311	130	–	–	45	1	34	–	34	–	33	–	6.6	30300	–	–	–	–	–	–	–	–	–	–	–
312	63	–	–	37	6	20	–	20	–	19	–	6.2	26900	–	–	–	–	–	–	–	–	–	2	–
313	114	–	–	38	4	34	–	34	–	34	–	6.5	28200	–	–	–	–	–	–	–	–	5	1	–
314	77	–	–	29	10	27	–	17	–	23	–	5.9	29600	–	2	...	...	...	–	–	–	2	3	–
315	2	...	...	...	...	1	...	...	...	...	...	...	...	...	...	...	...	...	...	...	...	...	...	...
316	60	–	–	47	–	18	–	18	–	15	–	7.1	29800	–	–	–	–	–	–	–	–	–	–	–
317	34	–	–	44	6	11	–	11	–	10	–	6.2	28500	–	–	–	–	–	–	–	–	1	1	–
318	152	–	–	40	1	46	–	45	–	43	–	5.8	24300	–	1	...	...	...	–	–	–	3	1	3
319	20	–	–	50	–	8	–	5	–	3	...	...	...	–	2	...	...	...	–	–	–	–	1	–
320#	47	–	–	38	4	18	–	10	–	8	–	6.0	29600	–	5	–	5.0	169	–	–	–	–	1	–
321	280	–	–	41	1	83	–	83	–	75	–	7.2	37100	–	1	...	...	...	–	–	–	–	1	1
322	317	–	–	44	2	115	–	115	–	82	–	7.7	42200	–	1	...	...	...	–	–	–	–	1	1
20	5575	–	1	28	12	2149	44	1740	18	1290	31	5.3	17700	–	731	12	4.2	94	–	66	66	295	163	30
101	22	–	–	18	23	11	3	11	–	5	2	4.0	11800	–	6	1	4.3	74	–	–	–	4	1	–
102	78	1	58	15	58	10	–	10	–	7	–	5.4	11300	–	3	...	...	...	...	1	1	1	–	1
104	57	–	–	32	11	22	–	20	–	11	–	5.5	9900	–	9	–	4.2	77	–	2	2	4	4	–
105	53	–	–	32	9	20	1	20	–	10	1	5.1	10500	–	9	–	4.6	81	–	–	–	4	–	–
106	47	–	–	19	21	19	–	19	–	15	–	4.9	9400	–	3	...	...	...	–	–	–	2	1	–
107	63	–	–	43	10	19	–	19	–	15	–	5.1	11900	–	4	...	...	...	–	2	2	4	3	–
108	56	–	–	34	7	20	–	20	–	14	–	4.7	10100	–	5	–	4.8	93	–	–	–	2	4	–
109	65	–	–	28	15	24	1	24	–	16	1	4.4	9200	–	8	–	4.5	93	–	–	–	4	1	1
110	37	–	–	16	43	16	–	16	–	15	–	5.6	23800	–	1	...	...	...	–	–	–	2	–	1
111	49	–	–	33	8	21	–	21	–	12	–	4.8	12300	–	7	–	4.1	92	–	1	1	3	3	–
112	47	–	–	23	19	20	1	20	–	12	1	4.8	14600	–	7	–	5.0	97	–	1	1	3	2	1
113	48	–	–	21	15	18	–	18	–	14	–	5.1	11600	–	4	...	...	...	–	–	–	2	2	–
114#	45	–	–	18	27	20	–	20	–	12	–	5.0	13000	–	7	–	4.0	81	–	1	1	4	3	1

[Data exclude vacant seasonal and vacant migratory housing units. For minimum base for derived figures (percent, average, etc.) and meaning of symbols, see text]

Blocks Within Census Tracts	Total population	Percent of total population: Negro	In group quarters	Under 18 years	62 years and over	Year-round housing units: Total	Lacking some or all plumbing facilities	Units in—: One-unit structures	Structures of 10 or more units	Occupied housing units: Owner: Total	Lacking some or all plumbing facilities	Average number of rooms	Average value (dollars)	Percent Negro	Renter: Total	Lacking some or all plumbing facilities	Average number of rooms	Average contract rent (dollars)	Percent Negro	1.01 or more persons per room: Total	With all plumbing facilities	One-person households	With female head of family	With roomers, boarders, or lodgers
115	52	–	–	29	12	18	–	18	–	16	–	5.1	16700	–	2	...	...	...	–	–	–	3	3	–
201	63	–	–	32	10	20	–	20	–	20	–	5.3	15200	–	–	–	–	–	–	1	1	2	2	–
202	38	–	–	21	13	20	–	19	1	12	–	4.3	7400	–	6	–	3.7	88	–	–	–	5	1	–
203	50	–	–	30	10	20	–	20	–	13	–	4.7	11100	–	4	...	...	...	–	1	1	2	1	–
204	50	–	–	26	10	21	2	21	–	12	–	4.6	10200	–	8	2	4.6	91	–	–	–	4	–	–
205	61	–	–	25	10	23	1	23	–	14	–	4.8	11100	–	8	–	4.5	73	–	2	2	4	1	2
206	43	–	–	16	16	23	2	21	–	13	1	4.3	9500	–	5	1	4.0	91	–	–	–	1	2	–
207#	55	–	–	31	4	22	–	21	–	10	–	5.1	10300	–	9	–	4.2	94	–	2	2	3	1	–
208	71	–	–	32	4	24	–	23	–	18	–	4.8	9900	–	4	...	...	...	–	–	–	3	–	–
209	71	–	–	38	4	22	1	22	–	9	1	4.8	9300	–	12	–	4.2	84	–	2	2	1	4	–
210	55	–	–	33	4	21	1	20	–	18	1	4.8	11800	–	2	...	...	...	–	3	3	6	–	1
211	57	–	–	39	5	17	–	17	–	16	–	5.0	12000	–	–	–	–	–	–	2	2	1	–	–
212	80	–	–	23	5	44	–	2	–	1	...	...	...	–	34	–	4.0	89	–	–	–	5	1	–
213	57	–	–	26	7	20	–	20	–	15	–	4.9	11800	–	5	–	4.2	...	–	1	1	–	–	–
214	44	–	–	14	14	21	–	19	–	17	–	4.5	11300	–	4	...	...	...	–	–	–	6	–	–
301#	57	–	–	30	11	19	1	19	–	14	1	5.4	15000	–	5	–	5.0	109	–	2	2	1	–	–
302	47	–	–	28	15	20	–	20	–	11	–	4.8	11300	–	7	–	4.6	106	–	1	1	3	1	–
303	60	–	10	28	10	19	–	19	–	15	–	5.3	12900	–	3	...	...	...	–	–	–	2	1	1
304	66	–	–	32	5	20	1	19	–	16	–	5.4	16600	–	4	...	...	...	–	1	1	2	1	1
305#	55	–	–	46	6	16	1	16	–	11	1	5.5	16400	–	5	–	5.4	115	–	2	2	2	1	1
306	52	–	–	25	6	20	–	20	–	18	–	4.9	13700	–	2	...	...	...	–	1	1	3	1	–
307	58	–	–	29	7	21	1	21	–	16	1	5.3	14800	–	4	...	...	...	–	–	–	2	4	–
308	52	–	–	37	14	18	1	18	–	14	1	5.3	14000	–	4	...	...	...	–	1	1	5	2	–
309	98	–	–	33	5	30	1	30	–	27	1	5.1	16200	–	3	...	...	...	–	2	2	3	–	–
310#	113	–	–	27	11	55	2	5	–	1	...	...	...	–	49	2	3.9	93	–	2	2	14	7	–
311	116	–	–	28	6	47	–	22	–	8	–	4.6	10900	–	35	–	4.1	95	–	2	2	5	1	1
312	71	–	–	21	4	38	–	3	–	–	–	–	–	–	31	–	3.8	87	–	1	1	7	2	–
313#	69	–	–	30	7	36	1	3	–	–	–	–	–	–	29	1	4.1	89	–	–	–	6	6	–
314#	83	–	–	22	15	31	–	24	–	16	–	5.0	10800	–	15	–	4.1	90	–	1	1	3	3	–
315#	26	–	–	31	–	10	1	10	–	1	...	...	...	–	8	–	4.3	90	–	–	–	–	–	–
401#	80	–	–	33	13	28	–	27	–	18	–	5.1	13800	–	10	–	4.5	101	–	–	–	4	–	–
402	36	–	–	42	6	11	–	11	–	7	–	4.9	12000	–	3	...	...	...	–	1	1	–	–	–
403	46	–	–	17	24	20	1	20	–	15	1	4.9	12400	–	5	–	5.0	112	–	–	–	5	2	–
404	65	–	–	34	8	20	1	20	–	15	1	4.7	12300	–	5	–	4.6	97	–	3	3	1	1	–
405	42	–	–	38	10	15	1	15	–	10	1	5.5	13500	–	3	...	...	...	–	1	1	1	2	–
406	38	–	–	24	5	14	1	14	–	10	1	5.6	19900	–	2	...	...	...	–	–	–	–	1	–
407	34	–	–	32	–	10	1	10	–	8	1	5.8	18800	–	2	...	...	...	–	–	–	–	1	–
409	45	–	–	22	9	15	1	15	–	14	1	5.9	26500	–	1	...	...	...	–	–	–	–	–	–
410	45	–	–	27	7	16	1	16	–	16	1	5.9	21500	–	–	–	–	–	–	–	–	2	–	–
412	56	–	–	23	7	22	–	22	–	15	–	4.8	12300	–	7	–	4.4	91	–	–	–	4	2	–
413	105	–	–	32	5	42	1	33	–	15	1	4.3	10000	–	23	–	4.3	93	–	1	1	3	4	–
414	–	–	–	–	–	1	...	...	...	...	...	...	...	–	...	...	...	...	–	...	...	...	...	...
501	139	–	–	33	7	69	–	5	1	2	...	...	...	–	49	–	4.1	105	–	–	–	4	11	1
502	51	–	–	31	4	20	–	20	–	16	–	5.1	12200	–	4	...	...	...	–	–	–	5	4	–
503	39	–	–	10	28	17	1	17	–	17	1	5.2	18000	–	–	–	–	–	–	–	–	1	1	–
504	37	–	–	24	14	13	–	13	–	13	–	6.0	32700	–	–	–	–	–	–	–	–	1	1	–
505	45	–	–	20	16	18	2	18	–	13	–	6.5	36400	–	5	2	4.8	...	–	–	–	2	–	–
506	25	–	–	16	16	8	–	8	–	8	–	7.0	41600	–	–	–	–	–	–	–	–	–	–	–
507	32	–	–	25	22	12	1	12	–	12	1	6.5	36500	–	–	–	–	–	–	–	–	1	–	–
508	53	–	–	30	15	20	–	20	–	19	–	5.4	15700	–	1	...	...	...	–	–	–	5	–	–
509	62	–	–	26	3	20	–	20	–	12	–	4.9	11700	–	8	–	4.8	115	–	1	1	1	1	1
510	69	–	–	42	9	22	–	19	–	19	–	4.6	11300	–	3	...	...	...	–	1	1	2	2	–
511	59	–	–	31	5	18	1	18	–	14	–	5.4	15800	–	4	...	...	...	–	–	–	–	2	–
512	28	–	–	25	11	10	–	10	–	10	–	7.2	45300	–	–	–	–	–	–	–	–	1	1	–
513	28	–	–	21	11	11	–	11	–	11	–	6.6	49300	–	–	–	–	–	–	–	–	2	–	–
601	31	–	–	19	32	11	–	11	–	11	–	6.3	40200	–	–	–	–	–	–	–	–	–	–	–
602	34	–	–	29	12	11	–	11	–	11	–	7.5	46100	–	–	–	–	–	–	–	–	–	1	–
603	42	–	–	19	12	16	1	16	–	15	1	5.7	21900	–	1	...	...	...	–	–	–	3	–	–
604#	53	–	–	32	13	22	2	22	–	15	1	4.8	11300	–	5	1	3.4	89	–	2	2	2	3	–
605	72	–	–	39	10	22	–	22	–	15	–	4.9	9200	–	7	–	4.4	84	–	1	1	3	1	1
607	81	–	–	40	9	22	1	22	–	22	1	6.5	41400	–	–	–	–	–	–	–	–	–	2	1
608	44	–	–	34	5	13	2	13	–	13	2	6.8	36400	–	–	–	–	–	–	–	–	–	–	–
609	18	6	–	11	33	8	–	7	–	8	–	6.6	38600	–	–	–	–	–	–	–	–	1	2	–
610	41	–	–	34	22	11	–	11	–	10	–	5.9	39900	–	1	...	...	...	–	1	1	–	–	–
611	42	–	–	36	10	13	1	13	–	11	1	6.9	35600	–	1	...	...	...	–	1	1	2	–	–
614	59	–	–	25	22	23	–	23	–	19	–	4.8	8800	–	4	...	...	...	–	–	–	2	3	1
701	52	–	–	27	17	18	–	18	–	12	–	5.1	12900	–	6	–	4.7	82	–	–	–	2	–	1
702	48	–	–	29	15	26	–	6	–	4	...	...	...	–	21	–	3.5	68	–	–	–	10	5	1
703	45	–	–	27	11	16	–	16	–	15	–	5.1	15800	–	1	...	...	...	–	–	–	1	–	–
704	42	–	–	12	17	16	–	16	–	15	–	5.5	24900	–	–	–	–	–	–	–	–	–	1	1
705	33	–	–	21	18	13	–	13	–	11	–	6.1	29100	–	2	...	...	...	–	–	–	2	1	–
706	41	–	–	24	5	12	–	12	–	12	–	7.8	44800	–	–	–	–	–	–	1	1	–	1	1
707	37	–	–	19	11	15	–	15	–	13	–	5.8	24600	–	–	–	–	–	–	–	–	2	–	–
708	52	–	–	27	6	19	–	19	–	16	–	4.8	15100	–	3	...	...	...	–	–	–	3	3	–
709	47	–	–	21	13	20	–	18	–	8	–	5.1	11900	–	12	–	4.2	79	–	1	1	4	4	–
710	50	–	–	26	22	20	1	20	–	13	1	5.1	11300	–	6	–	3.7	52	–	–	–	5	1	1
711#	39	–	–	13	28	22	–	20	–	16	–	4.5	10900	–	5	–	4.2	95	–	–	–	7	2	–
712	52	12	–	29	15	20	–	19	–	13	–	4.9	15000	–	7	–	4.1	72	14	1	1	3	2	–
713	52	–	–	31	4	20	–	17	–	10	–	5.2	16700	–	8	–	4.1	78	–	–	–	2	–	–
714	38	–	–	21	24	16	–	16	–	11	–	5.1	20200	–	4	...	...	...	–	–	–	3	1	1
715	36	–	–	14	22	15	–	15	–	13	–	6.3	29800	–	2	...	...	...	–	–	–	1	3	1
801	44	–	–	21	21	18	–	18	–	15	–	5.9	23900	–	3	...	...	...	–	1	1	4	–	1
802	51	–	–	37	14	18	–	18	–	15	–	5.4	16800	–	2	...	...	...	–	2	2	3	2	–
803	68	3	–	40	6	21	–	17	–	8	–	5.1	14300	–	9	–	4.3	81	–	3	3	–	4	2
804	48	–	–	35	8	14	–	14	–	14	–	5.7	21200	–	–	–	–	–	–	–	–	1	–	–
805	46	–	–	20	17	20	–	18	–	15	–	4.5	9800	–	4	...	...	...	–	–	–	3	2	–
806	53	–	–	34	21	22	–	22	–	10	–	4.7	8200	–	11	–	4.2	74	–	2	2	5	4	1
807	47	–	–	17	19	22	–	12	–	9	–	5.2	19000	–	12	–	4.0	90	–	–	–	5	1	–
808	15	–	–	–	27	9	–	1	–	3	...	...	...	–	6	–	4.2	160	–	–	–	3	–	–
509	69	–	–	10	20	43	–	9	16	5	–	5.4	...	–	32	–	2.7	95	–	1	1	11	3	–

[Data exclude vacant seasonal and vacant migratory housing units. For minimum base for derived figures (percent, average, etc.) and meaning of symbols, see text]

Blocks Within Census Tracts	Total population	Percent of total population: Negro	In group quarters	Under 18 years	62 years and over	Year-round housing units: Total	Lacking some or all plumbing facilities	Units in—: One-unit structures	Structures of 10 or more units	Occupied housing units: Owner: Total	Lacking some or all plumbing facilities	Average number of rooms	Average value (dollars)	Percent Negro	Renter: Total	Lacking some or all plumbing facilities	Average number of rooms	Average contract rent (dollars)	Percent Negro	1.01 or more persons per room: Total	With all plumbing facilities	One-person households	With female head of family	With roomers, boarders, or lodgers
810	49	-	-	14	35	20	-	16	-	15	-	4.9	14700	-	5	-	3.8	69	-	-	-	5	3	-
812	37	-	-	27	5	19	-	4	-	1	...	...	...	-	16	-	2.9	66	-	3	3	6	2	1
813	3	...	...	...	...	1	...	...	...	...	...	...	...	...	...	...	...	...	...	...	...	...	...	...
814	34	-	-	18	18	16	-	1	-	2	...	...	...	-	12	-	4.3	108	-	-	-	-	-	1
815	34	-	-	18	12	18	-	11	-	6	-	4.7	8800	-	8	-	3.9	76	-	-	-	3	-	-
21	6035	-	-	38	6	1804	8	1774	-	1543	6	5.9	22000	-	207	2	5.2	134	-	64	64	96	84	20
104	76	-	-	33	15	27	-	27	-	23	-	5.4	15700	-	3	...	...	...	-	-	-	5	1	1
105	67	-	-	31	12	22	-	22	-	19	-	5.6	23200	-	3	...	...	...	-	-	-	3	2	-
106	75	-	-	24	20	26	2	26	-	21	2	5.3	21300	-	5	-	5.4	...	-	1	1	1	1	-
107	51	-	-	26	24	17	-	17	-	16	-	6.3	28800	-	1	...	...	...	-	-	-	-	1	-
108	69	-	-	26	22	22	-	22	-	21	-	5.8	23900	-	1	...	...	...	-	-	-	4	1	-
109	84	-	-	38	14	27	-	27	-	22	-	5.2	15900	-	3	...	...	...	-	2	2	1	2	-
110	84	-	-	31	10	27	-	27	-	24	-	5.3	16000	-	3	...	...	...	-	-	-	2	1	-
111	47	-	-	23	17	19	-	19	-	19	-	5.7	30100	-	-	-	-	-	-	-	-	3	-	-
112	58	-	-	29	9	19	-	19	-	19	-	6.1	30100	-	-	-	-	-	-	1	1	2	-	-
113	64	-	-	44	8	17	-	17	-	16	-	6.4	25500	-	-	-	-	-	-	-	-	-	-	-
114	62	-	-	29	10	19	-	19	-	19	-	6.2	28600	-	-	-	-	-	-	-	-	-	-	-
115	71	-	-	27	13	26	-	26	-	25	-	5.2	16600	-	1	...	...	...	-	-	-	6	2	1
201	96	-	-	32	4	28	-	28	-	27	-	5.1	16600	-	1	...	...	...	-	3	3	1	-	-
202	67	-	-	36	12	19	-	19	-	18	-	6.1	27200	-	1	...	...	...	-	-	-	-	-	1
203	45	-	-	24	9	16	-	16	-	15	-	6.2	26400	-	1	...	...	...	-	-	-	2	1	-
204	45	-	-	18	16	17	-	17	-	17	-	6.4	29800	-	-	-	-	-	-	-	-	-	-	-
205	74	-	-	38	12	20	-	20	-	20	-	6.2	26900	-	-	-	-	-	-	-	-	-	1	-
206#	108	-	-	44	4	26	-	26	-	21	-	5.3	17000	-	5	-	5.4	159	-	3	3	-	3	1
207	51	-	-	47	-	14	-	14	-	13	-	5.1	14800	-	1	...	...	...	-	1	1	2	-	-
208	79	-	-	39	8	20	-	20	-	18	-	6.1	22500	-	2	...	...	...	-	1	1	-	-	1
209	61	-	-	34	8	20	-	20	-	19	-	6.0	24400	-	1	...	...	...	-	2	2	4	-	-
210	76	-	-	45	5	19	-	19	-	15	-	6.1	25000	-	4	...	...	...	-	2	2	1	1	-
211	70	-	-	37	7	21	-	21	-	20	-	6.0	20300	-	1	...	...	...	-	-	-	1	3	-
212	80	-	-	38	-	23	1	23	-	21	1	6.0	20200	-	1	...	...	...	-	1	1	1	1	-
213	66	-	-	36	6	21	-	21	-	21	-	5.6	19000	-	-	-	-	-	-	1	1	2	2	-
214#	93	-	-	38	10	27	-	27	-	19	-	5.1	13200	-	8	-	5.3	135	-	-	-	-	4	-
215	95	-	-	37	8	29	-	29	-	28	-	5.0	13500	-	1	...	...	...	-	1	1	4	1	1
216	75	-	-	37	4	25	-	25	-	20	-	5.3	14800	-	3	...	...	...	-	-	-	3	1	-
217	86	-	-	33	2	24	-	24	-	20	-	5.6	15900	-	4	...	...	...	-	-	-	-	-	-
301	88	-	-	39	1	25	1	25	-	18	1	5.2	11800	-	7	-	5.1	109	-	1	1	1	2	-
302	83	-	-	46	-	25	-	25	-	12	-	5.6	11500	-	12	-	5.3	115	-	1	1	2	5	-
303#	104	-	-	43	1	28	-	28	-	21	-	5.1	13500	-	6	-	5.0	131	-	4	4	1	1	-
304#	166	-	-	43	2	52	-	52	-	30	-	5.5	12800	-	18	-	5.2	109	-	1	1	2	4	-
305	94	-	-	42	2	26	-	26	-	17	-	5.2	12300	-	9	-	5.3	121	-	3	3	2	2	1
306	122	1	-	45	2	32	-	32	-	21	-	5.3	12400	-	10	-	5.1	115	-	4	4	1	3	1
307#	143	-	-	40	4	38	-	38	-	30	-	5.2	12200	-	8	-	5.3	113	-	6	6	1	1	2
308	127	-	-	42	2	38	-	38	-	33	-	5.2	12500	-	3	...	...	...	-	-	-	1	2	2
309	131	-	-	42	2	37	-	37	-	27	-	5.3	12500	-	9	-	5.1	116	-	2	2	1	3	2
310	175	-	-	46	1	44	-	44	-	35	-	5.4	13700	-	9	-	5.4	120	-	4	4	1	3	-
311	138	-	-	48	1	35	-	35	-	28	-	5.6	17800	-	5	-	5.4	130	-	3	3	1	1	-
312	99	-	-	51	3	25	1	25	-	24	1	6.2	24500	-	-	-	-	-	-	2	2	-	-	-
313	85	-	-	41	-	23	-	23	-	22	-	6.3	26800	-	-	-	-	-	-	-	-	-	-	-
314	35	-	-	43	-	12	-	12	-	9	-	5.8	22200	-	1	...	...	...	-	-	-	-	-	-
315	125	-	-	41	5	38	1	38	-	32	-	5.6	18900	-	5	1	5.2	138	-	3	3	2	4	-
316	103	-	-	40	3	31	1	31	-	29	1	6.3	26200	-	-	-	-	-	-	-	-	1	1	-
317	83	-	-	34	1	29	-	29	-	24	-	5.5	21100	-	-	-	-	-	-	-	-	-	-	2
318	28	-	-	32	-	11	-	11	-	9	-	5.7	25800	-	-	-	-	-	-	-	-	-	-	-
403	3	...	...	...	...	3	...	...	...	...	...	...	...	...	...	...	...	...	...	...	...	...	...	...
408	2	...	...	...	...	1	...	...	...	...	...	...	...	...	...	...	...	...	...	...	...	...	...	...
414	18	-	-	22	17	5	-	5	-	-	-	-	-	-	5	-	4.6	...	-	2	2	1	-	-
501	186	-	-	33	4	68	1	43	-	43	-	5.9	23500	-	17	1	4.4	175	-	1	1	3	3	1
502	113	-	-	37	6	34	-	34	-	33	-	5.9	22500	-	-	-	-	-	-	1	1	1	-	-
503	91	-	-	40	7	27	-	27	-	25	-	6.3	26100	-	-	-	-	-	-	-	-	-	1	-
504	105	-	-	38	4	31	-	31	-	29	-	6.3	25400	-	-	-	-	-	-	-	-	2	-	-
505	121	-	-	41	4	34	-	34	-	32	-	6.2	23700	-	1	...	...	...	-	1	1	-	-	-
506	51	-	-	24	10	18	-	18	-	15	-	5.4	21100	-	2	...	...	...	-	-	-	2	-	-
507	45	-	-	29	13	15	-	15	-	15	-	6.4	32400	-	-	-	-	-	-	-	-	2	-	-
508	43	-	-	40	7	11	-	11	-	11	-	7.0	44500	-	-	-	-	-	-	-	-	-	-	-
510	129	-	-	49	2	31	-	31	-	31	-	7.2	32300	-	-	-	-	-	-	-	-	-	-	-
511	65	-	-	45	6	16	-	16	-	14	-	5.6	20400	-	2	...	...	...	-	4	4	-	-	-
512	66	-	-	50	2	15	-	15	-	15	-	6.3	22000	-	-	-	-	-	-	-	-	-	1	-
514	45	-	-	31	7	12	-	12	-	12	-	7.5	47300	-	-	-	-	-	-	-	-	-	-	-
601	66	-	-	39	9	19	-	19	-	17	-	6.5	30500	-	1	...	...	...	-	-	-	2	1	-
602	23	-	-	35	17	8	-	8	-	5	-	7.2	38300	-	2	...	...	...	-	-	-	-	-	-
603	131	-	-	38	8	39	-	39	-	34	-	5.4	15300	-	5	-	5.0	120	-	1	1	3	4	-
604	110	-	-	30	7	36	-	36	-	35	-	5.8	19000	-	-	-	-	-	-	-	-	1	3	1
605	57	-	-	33	2	17	-	17	-	17	-	7.7	41300	-	-	-	-	-	-	-	-	-	-	-
606	103	-	-	33	10	31	-	31	-	30	-	5.9	21500	-	1	...	...	...	-	-	-	1	2	-
607#	132	-	-	37	7	40	-	40	-	30	-	5.5	16500	-	9	-	5.4	130	-	1	1	3	4	2
608	120	-	-	36	4	34	-	34	-	33	-	7.5	41600	-	1	...	...	...	-	-	-	-	1	-
609	89	-	-	34	9	28	-	28	-	27	-	7.1	38100	-	1	...	...	...	-	-	-	3	-	-
610	66	-	-	20	15	28	-	23	-	25	-	6.2	33000	-	3	...	...	...	-	-	-	6	3	-
612	51	-	-	29	22	17	-	17	-	16	-	6.1	30000	-	1	...	...	...	-	-	-	1	-	-
22	8871	-	-	37	4	2780	70	2220	143	1965	53	5.6	19400	-	713	14	4.3	136	-	146	142	189	151	40
101	138	1	-	36	5	40	-	40	-	36	-	6.3	30100	3	3	...	...	...	...	1	1	1	1	1
102	32	-	-	34	9	9	-	9	-	9	-	6.6	22400	-	-	-	-	-	-	-	-	-	2	1
103	56	-	-	25	9	18	1	18	-	17	1	6.4	25700	-	1	...	...	...	-	-	-	1	-	-
104	91	-	-	24	13	37	2	18	1	16	-	5.7	24800	-	18	2	4.0	157	-	1	1	5	2	-
105	68	-	-	29	3	26	-	10	1	10	-	7.7	42200	-	16	-	4.1	141	-	-	-	6	1	-
106	66	-	-	41	2	17	-	17	-	16	-	6.6	25900	-	-	-	-	-	-	-	-	-	-	-
107	75	-	-	29	8	25	2	25	-	21	2	6.4	29900	-	3	...	...	...	-	-	-	1	1	1

[Data exclude vacant seasonal and vacant migratory housing units. For minimum base for derived figures (percent, average, etc.) and meaning of symbols, see text]

Blocks Within Census Tracts	Total population	Percent of total population				Year-round housing units				Occupied housing units														
								Units in—		Owner					Renter					1.01 or more persons per room				
		Negro	In group quarters	Under 18 years	62 years and over	Total	Lacking some or all plumbing facilities	One-unit structures	Structures of 10 or more units	Total	Lacking some or all plumbing facilities	Average number of rooms	Average value (dollars)	Percent Negro	Total	Lacking some or all plumbing facilities	Average number of rooms	Average contract rent (dollars)	Percent Negro	Total	With all plumbing facilities	One-person households	With female head of family	With roomers, boarders, or lodgers
113#	149	–	–	30	10	55	4	31	1	17	1	5.9	25500	–	36	3	4.0	132	–	4	4	6	4	1
114	105	–	–	40	11	31	2	31	–	28	1	6.8	30200	–	3	...	...	...	–	–	–	3	2	–
115	4	...	...	...	...	2	...	...	...	...	...	...	...	...	...	...	...	...	...	...	...	...	...	...
202	55	–	–	38	2	20	–	20	–	12	–	4.3	9200	–	7	–	4.0	75	–	3	3	4	1	–
203	53	–	–	43	8	14	–	14	–	10	–	4.6	8800	–	4	...	...	...	–	3	3	–	2	–
204	39	–	–	21	15	16	–	16	–	9	–	4.8	9000	–	7	–	4.4	69	–	–	–	2	3	–
205	53	–	–	34	11	17	1	17	–	13	1	5.2	10100	–	4	...	...	...	–	–	–	2	1	–
206	82	–	–	43	5	21	–	21	–	13	–	4.8	9300	–	8	–	4.4	84	–	2	2	2	2	–
207	108	–	–	42	1	34	–	34	–	21	–	4.5	9000	–	12	–	4.4	94	–	2	2	3	4	–
208	107	–	–	44	–	32	1	32	–	22	–	4.7	11500	–	9	1	4.2	85	–	4	4	2	1	–
209	39	–	–	31	5	13	1	13	–	11	1	5.4	10300	–	1	...	...	...	–	1	1	1	–	–
210	76	–	–	46	4	20	2	20	–	13	2	5.1	12200	–	6	–	4.7	100	–	3	3	1	4	–
211	171	–	–	32	6	61	1	28	–	25	1	5.7	19100	–	33	–	4.6	151	–	–	–	4	1	–
212	202	1	–	44	2	53	–	50	–	41	–	5.7	16800	–	12	–	4.6	130	–	5	5	–	1	–
213	139	–	–	36	–	47	–	20	–	15	–	5.5	13300	–	29	–	4.2	117	–	1	1	–	3	1
214#	90	–	–	46	4	25	–	25	–	18	–	4.6	9600	–	5	–	5.0	90	–	4	4	2	3	1
215	134	–	–	29	3	55	–	34	1	20	–	4.7	10300	–	28	–	4.0	127	–	4	4	4	2	–
216	91	–	–	35	4	30	–	28	–	14	–	4.6	9500	–	14	–	4.2	105	–	3	3	–	–	–
217	76	–	–	37	3	24	–	24	–	12	–	4.8	10400	–	11	–	4.2	128	–	3	3	1	1	–
218	48	–	–	23	6	18	2	15	–	11	–	4.6	9700	–	7	2	4.3	119	–	1	1	3	–	–
219	53	–	–	43	6	15	–	15	–	11	–	5.3	11800	–	3	...	...	...	–	1	1	–	2	1
220	68	–	–	28	10	20	–	19	–	14	–	5.2	9900	–	6	–	4.8	88	–	3	3	2	2	–
221	71	–	–	35	6	24	–	24	–	16	–	4.5	9700	–	7	–	4.6	91	–	2	2	3	3	–
222	119	–	–	41	5	35	–	35	–	25	–	4.7	9700	–	9	–	4.3	92	–	5	5	1	2	–
223	33	–	–	39	6	25	–	9	–	6	–	5.7	8300	–	4	...	...	...	–	–	–	–	2	–
224	30	–	–	37	3	10	–	10	–	3	...	...	...	–	6	–	4.3	83	–	2	2	–	–	–
301	58	–	–	40	10	16	–	16	–	16	–	5.9	17600	–	–	–	–	–	–	2	2	–	1	–
302	73	1	–	26	11	25	–	25	–	21	–	5.7	17700	5	4	...	...	...	...	2	2	3	–	1
303	133	–	–	48	2	33	–	33	–	28	–	5.5	15100	–	5	–	5.2	104	–	3	3	1	3	1
304#	138	–	–	42	3	40	1	40	–	31	–	5.3	12200	–	7	–	5.1	112	–	4	4	2	4	2
305#	142	1	–	42	1	38	–	38	–	32	–	5.1	11900	–	6	–	4.7	118	–	2	2	–	2	–
306	97	–	–	36	5	38	–	21	–	21	–	4.8	12400	–	17	–	3.4	188	–	1	1	14	–	–
311	10	–	–	20	30	4	...	...	...	...	...	...	...	–	...	...	...	...	–	...	...	...	...	...
312	61	–	–	34	–	18	–	18	–	8	–	4.9	10300	–	10	–	4.7	80	–	3	3	–	–	–
314	286	–	–	32	1	112	3	21	51	10	1	4.9	8200	–	95	2	4.0	176	–	7	6	21	6	4
315	13	–	–	15	8	4	...	...	...	...	...	...	...	–	...	...	...	...	–	...	...	...	...	...
316	53	–	–	40	6	14	–	14	–	10	–	4.7	10500	–	4	...	...	...	–	2	2	1	–	–
402#	369	–	–	31	2	134	6	12	–	126	6	4.2	17900	1	7	–	3.6	88	–	14	14	16	9	7
407	15	–	–	27	13	5	–	5	–	4	...	...	...	–	1	...	...	...	–	–	–	–	–	1
408	16	–	–	44	–	5	2	5	–	4	...	...	...	–	–	–	–	–	–	...	...	...	...	...
409	5	–	–	40	20	2	...	...	...	...	...	...	...	–	...	...	...	...	–	...	...	...	...	...
410	4	...	...	...	...	1	...	...	...	...	...	...	...	...	...	...	...	...	...	...	...	...	...	...
411	6	–	–	33	–	3	...	...	...	...	...	...	...	–	...	...	...	...	–	...	...	...	...	...
414	65	–	–	40	3	18	–	18	–	17	–	5.1	12200	–	1	...	...	...	–	–	–	–	1	–
415	41	–	–	34	–	13	2	13	–	10	2	5.3	11300	–	2	...	...	...	–	–	–	–	–	–
416	107	–	–	42	2	31	–	31	–	23	–	5.0	11700	–	7	–	4.7	99	–	1	1	–	–	1
419	59	–	–	48	3	16	–	16	–	13	–	5.4	15100	–	2	...	...	...	–	1	1	–	–	1
420	26	–	–	46	–	7	–	7	–	7	–	5.1	14800	–	–	–	–	–	–	–	–	–	–	–
421	35	–	–	34	–	9	–	9	–	9	–	5.2	16000	–	–	–	–	–	–	1	1	–	1	–
422	63	–	–	35	2	22	2	22	–	19	2	5.1	13800	–	1	...	...	...	–	2	1	1	1	–
423	143	–	–	41	1	41	1	41	–	38	1	5.7	14900	–	2	...	...	...	–	1	1	1	2	–
424	111	–	–	53	–	28	–	28	–	26	–	5.7	14700	–	2	...	...	...	–	1	1	1	3	–
425	72	–	–	47	1	20	–	20	–	19	–	5.3	12700	–	1	...	...	...	–	2	2	2	–	–
426	109	–	–	45	5	30	–	30	–	26	–	5.3	13500	–	4	...	...	...	–	2	2	–	4	–
427	123	–	–	44	–	32	1	32	–	30	–	5.4	15000	–	2	...	...	...	–	2	2	–	1	–
428	82	–	–	48	–	19	1	19	–	18	1	7.7	22200	–	1	...	...	...	–	1	1	–	–	–
429	100	–	–	36	2	27	3	27	–	25	3	6.5	19700	–	2	...	...	...	–	–	–	–	1	–
430	48	–	–	38	4	14	–	14	–	14	–	6.4	19500	–	–	–	–	–	–	–	–	1	–	–
431	41	–	–	39	2	12	–	12	–	9	–	6.2	20600	–	2	...	...	...	–	1	1	–	–	–
502	77	–	–	43	5	21	–	21	–	20	–	5.7	21600	–	1	...	...	...	–	1	1	–	3	–
503	7	–	–	43	–	2	...	...	...	...	...	...	...	–	...	...	...	...	–	...	...	...	...	...
504	128	–	–	45	2	33	1	32	–	32	1	5.8	21200	–	1	...	...	...	–	1	1	–	2	–
505	161	–	–	34	3	48	–	48	–	46	–	5.5	21200	–	1	...	...	...	–	3	3	2	–	–
506	135	–	–	40	3	38	1	38	–	36	1	6.1	22800	–	1	...	...	...	–	–	–	3	1	–
507	85	–	–	47	1	21	–	21	–	19	–	6.1	22100	–	2	...	...	...	–	–	–	–	–	–
508	110	–	–	30	6	32	1	31	–	28	1	5.9	20900	–	3	...	...	...	–	1	1	1	1	1
510	58	–	–	36	–	17	–	17	–	17	–	5.8	21400	–	–	–	–	–	–	–	–	2	1	–
511	46	–	–	30	4	14	–	14	–	12	–	6.3	22000	–	2	...	...	...	–	–	–	–	–	1
512	107	–	–	37	6	32	–	32	–	30	–	6.2	25500	–	1	...	...	...	–	–	–	4	–	–
513	112	–	–	39	4	31	–	31	–	30	–	6.0	24400	–	1	...	...	...	–	–	–	–	3	–
514	144	–	–	40	3	42	–	42	–	37	–	5.9	23800	–	4	...	...	...	–	1	1	2	1	–
516	117	–	–	34	2	31	1	31	–	30	1	6.5	24100	–	1	...	...	...	–	–	–	–	2	–
517	152	1	–	32	6	57	2	32	–	19	2	5.9	25800	–	35	–	4.0	123	–	3	3	7	6	2
518	114	–	–	42	2	31	1	31	–	30	1	6.4	26500	–	1	...	...	...	–	1	1	1	1	–
519	89	–	–	21	10	29	1	28	–	27	1	6.1	26200	–	2	...	...	...	–	–	–	–	–	–
520	68	–	–	41	2	19	3	18	–	14	1	5.6	21800	–	4	...	...	...	–	2	2	1	1	–
523	93	–	–	37	8	29	1	29	–	28	1	6.4	29600	–	1	...	...	...	–	1	1	2	1	–
601	78	–	–	37	9	25	2	25	–	23	2	6.5	26700	–	1	...	...	...	–	–	–	1	1	1
602	143	–	–	46	1	35	2	35	–	28	2	5.9	22000	–	7	–	5.1	129	–	–	–	–	2	–
603	118	–	–	36	3	34	3	34	–	30	3	6.2	26000	–	3	...	...	...	–	–	–	–	1	–
604	111	–	–	31	7	31	–	30	–	29	–	6.7	28000	–	1	...	...	...	–	–	–	–	2	1
605	94	–	–	22	10	31	–	31	–	31	–	6.1	24500	–	–	–	–	–	–	–	–	2	3	–
606	112	–	–	37	5	32	–	32	–	31	–	6.2	24600	–	1	...	...	...	–	1	1	1	2	–
607	96	–	–	20	9	35	–	34	1	32	–	6.2	25500	–	–	–	–	–	–	–	–	2	–	–
608	111	–	–	38	4	31	–	31	–	29	–	5.9	21300	–	2	...	...	...	–	2	2	–	–	–
609	89	–	–	36	5	25	–	25	–	24	–	5.5	18900	–	1	...	...	...	–	1	1	–	1	–
610	101	–	–	31	7	32	6	32	–	29	6	6.1	25500	–	1	...	...	...	–	1	–	1	1	–
611	118	–	–	38	6	32	1	32	–	30	1	6.3	26300	–	2	...	...	...	–	2	2	1	2	–
612	70	–	–	31	4	19	1	19	–	18	1	5.9	22500	–	1	...	...	...	–	1	1	–	–	–
613	98	–	–	32	9	44	–	14	17	8	–	6.0	20500	–	35	–	3.5	132	–	3	3	13	6	1

[Data exclude vacant seasonal and vacant migratory housing units. For minimum base for derived figures (percent, average, etc.) and meaning of symbols, see text]

Blocks Within Census Tracts	Total population	Percent of total population				Year-round housing units				Occupied housing units														
								Units in—		Owner					Renter					1.01 or more persons per room				
		Negro	In group quarters	Under 18 years	62 years and over	Total	Lacking some or all plumbing facilities	One-unit structures	Structures of 10 or more units	Total	Lacking some or all plumbing facilities	Average number of rooms	Average value (dollars)	Percent Negro	Total	Lacking some or all plumbing facilities	Average number of rooms	Average contract rent (dollars)	Percent Negro	Total	With all plumbing facilities	One-person households	With female head of family	With roomers, boarders, or lodgers
614	175	–	–	33	9	65	1	23	9	17	1	5.9	23700	–	44	–	4.3	181	–	4	4	9	6	1
616#	29	–	–	28	–	13	–	–	13	–	–	–	–	–	9	–	4.1	140	–	1	1	–	2	1
617	100	–	–	23	1	49	–	1	47	–	–	–	–	–	43	–	3.5	123	–	2	2	9	7	6
23	4673	–	–	30	10	1733	32	1336	219	950	17	4.9	11300	–	727	15	4.2	117	–	105	105	297	119	44
101	44	–	–	23	11	16	1	12	–	3	...	...	...	–	12	1	4.3	85	–	2	2	1	1	1
102	81	–	–	15	17	34	1	31	–	19	1	4.4	10600	–	15	–	3.8	67	–	1	1	7	4	1
103	220	–	–	24	15	102	1	41	59	27	–	4.7	11800	–	69	1	4.6	199	–	3	3	27	6	6
104	123	–	–	33	11	46	1	46	–	29	1	4.9	10600	–	13	–	4.2	81	–	5	5	6	2	–
105	135	–	–	36	5	45	1	44	–	34	1	4.6	11200	–	8	–	4.3	79	–	5	5	4	4	1
106	31	–	–	26	16	9	1	9	–	8	1	5.1	12500	–	1	...	...	...	–	1	1	–	1	–
107	48	–	–	25	17	20	–	20	–	17	–	5.1	12600	–	1	...	...	...	–	–	–	2	1	–
108	64	–	–	34	9	24	–	24	–	19	–	4.7	9800	–	4	...	...	...	–	2	2	5	2	–
109	62	–	–	26	7	22	1	22	–	16	1	4.7	10300	–	6	–	4.5	93	–	1	1	4	–	–
110	46	–	–	37	9	17	1	14	–	13	1	4.6	8500	–	2	...	...	...	–	1	1	2	2	–
111	27	–	–	37	4	8	–	8	–	7	–	5.4	11700	–	1	...	...	...	–	1	1	–	1	–
112	11	–	–	46	–	3	...	...	...	...	...	...	...	–	...	...	...	...	–	...	...	...	...	...
203	31	–	–	52	7	8	–	1	–	–	–	–	–	–	7	–	5.0	128	–	2	2	–	1	–
204	56	–	–	25	13	24	1	8	–	5	–	5.0	9800	–	19	1	3.3	106	–	–	–	3	5	–
205	62	–	–	34	15	22	1	22	–	12	1	4.5	8500	–	10	–	4.0	61	–	3	3	5	2	–
206	79	–	–	32	5	29	–	26	–	17	–	4.2	8300	–	9	–	4.2	83	–	2	2	3	3	–
207	61	–	–	36	8	20	–	20	–	15	–	4.9	12000	–	4	...	...	...	–	3	3	6	–	–
208	72	–	–	35	6	24	1	21	–	19	1	5.3	10800	–	5	–	4.0	...	–	1	1	5	–	–
209	67	–	–	34	8	20	–	20	–	15	–	4.9	10700	–	5	–	4.6	76	–	2	2	1	–	–
210	18	–	–	33	11	6	–	6	–	5	–	5.2	12800	–	1	...	...	...	–	–	–	1	1	–
211	13	–	–	8	–	6	–	3	–	2	...	...	...	–	4	...	...	...	–	–	–	–	–	2
212	40	–	–	25	18	15	–	15	–	12	–	5.3	13300	–	2	...	...	...	–	–	–	1	2	–
213	42	–	–	21	14	18	–	18	–	14	–	4.5	9300	–	4	...	...	...	–	–	–	4	–	1
214	45	–	–	13	13	19	–	19	–	17	–	5.1	13500	–	2	...	...	...	–	–	–	2	1	1
301	62	–	–	39	7	21	–	21	–	21	–	5.1	12900	–	–	–	–	–	–	2	2	4	2	–
302	63	–	–	30	10	22	–	21	–	18	–	4.7	10000	–	4	...	...	...	–	2	2	4	1	–
303	34	–	–	15	21	21	1	9	–	6	1	4.8	7400	–	13	–	3.3	80	–	–	–	8	1	1
304	4	...	...	...	...	4	...	...	...	...	...	...	...	...	...	...	...	...	...	...	...	...	...	...
305	77	–	–	47	4	19	–	19	–	15	–	5.0	13100	–	4	...	...	...	–	3	3	1	–	–
306	49	–	–	22	10	21	–	21	–	19	–	4.7	11800	–	2	...	...	...	–	–	–	5	1	–
307	59	–	–	36	10	19	1	19	–	16	1	5.2	13700	–	2	...	...	...	–	1	1	3	–	1
308	61	–	–	34	12	20	–	20	–	15	–	5.1	10900	–	5	–	5.2	109	–	1	1	1	2	–
309	42	–	–	33	29	14	2	8	–	6	1	4.3	10800	–	8	1	4.4	91	–	2	2	1	–	–
310	32	–	–	22	22	15	–	13	–	5	–	4.8	...	–	9	–	3.3	58	–	–	–	4	1	–
311	61	–	–	28	10	21	–	19	–	14	–	4.7	12100	–	7	–	4.7	99	–	–	–	2	2	–
312#	45	–	–	16	11	20	–	20	–	11	–	4.5	11000	–	9	–	4.7	92	–	–	–	3	2	–
313	55	–	–	33	6	20	–	20	–	17	–	4.5	11300	–	3	...	...	...	–	–	–	4	1	–
314	54	–	–	28	11	19	1	19	–	16	–	4.8	10300	–	3	...	...	...	–	2	2	2	1	–
315	34	–	–	24	24	14	–	12	–	6	–	4.5	9600	–	8	–	3.4	60	–	2	2	5	1	1
316	35	–	–	29	17	11	–	11	–	7	–	4.9	13400	–	4	...	...	...	–	1	1	1	2	1
317	23	–	–	17	13	11	1	11	–	10	1	4.5	9200	–	1	...	...	...	–	–	–	5	–	–
401	80	–	–	30	11	27	–	14	–	8	–	5.0	12900	–	18	–	4.9	150	–	2	2	3	3	2
402	28	–	–	50	–	7	–	7	–	4	...	...	...	–	3	...	...	...	–	2	2	1	–	–
403	78	–	–	32	4	23	1	22	–	19	–	5.6	11400	–	4	...	...	...	–	–	–	2	1	–
404	79	–	–	41	3	21	–	21	–	16	–	5.7	12800	–	5	–	5.6	...	–	2	2	1	1	–
405	77	–	–	48	1	20	–	11	–	9	–	5.3	12900	–	11	–	4.1	86	–	3	3	1	2	–
406	63	–	–	32	10	21	–	21	–	15	–	4.9	13400	–	5	–	5.2	123	–	2	2	2	2	–
407	66	–	–	30	6	22	–	22	–	15	–	5.7	12400	–	7	–	5.9	139	–	1	1	4	1	–
408	51	–	–	29	22	20	–	20	–	13	–	5.5	10700	–	5	–	5.0	91	–	–	–	3	1	–
409	63	–	–	32	5	20	–	20	–	13	–	5.3	10100	–	7	–	5.0	101	–	1	1	1	–	–
410	60	–	–	28	15	21	–	21	–	13	–	4.9	9700	–	8	–	4.4	85	–	1	1	2	3	1
411	85	–	–	33	1	29	–	29	–	20	–	4.3	9500	–	9	–	4.3	97	–	3	3	1	3	2
412	66	–	–	36	3	20	–	20	–	15	–	5.1	12900	–	5	–	4.8	130	–	1	1	1	2	1
413	57	–	–	37	2	18	1	16	–	11	1	5.9	12400	–	7	–	4.7	96	–	1	1	2	1	2
501	132	–	–	21	3	58	3	2	31	1	...	...	...	–	56	3	3.6	129	–	3	3	11	2	5
502	228	–	–	15	12	118	5	1	117	–	–	–	–	–	114	5	4.1	171	–	2	2	44	7	10
503	4	...	...	...	...	1	...	...	...	...	...	...	...	...	...	...	...	...	...	...	...	...	...	...
504	60	–	–	37	5	19	–	17	–	13	–	4.8	10000	–	6	–	4.3	80	–	–	–	1	1	–
505	56	–	–	36	4	15	–	15	–	10	–	5.3	11500	–	5	–	4.4	89	–	1	1	1	–	–
506	66	–	–	32	9	26	–	26	–	16	–	4.7	10800	–	9	–	4.2	68	–	1	1	4	7	–
507#	37	–	–	38	11	16	–	12	–	6	–	5.0	10400	–	7	–	4.4	88	–	1	1	3	1	–
508	45	–	–	20	7	20	–	20	–	14	–	4.4	10400	–	5	–	3.8	...	–	1	1	4	2	1
509	64	–	–	39	8	20	–	20	–	15	–	4.9	12100	–	5	–	4.6	120	–	1	1	1	1	–
510#	51	–	–	31	20	21	–	21	–	11	–	4.6	8100	–	9	–	4.1	67	–	2	2	7	1	–
511	43	–	–	26	19	20	–	20	–	17	–	4.5	10000	–	2	...	...	...	–	–	–	6	–	–
601	52	–	–	25	12	20	1	20	–	17	1	4.8	13800	–	2	...	...	...	–	2	2	2	4	–
602#	64	–	–	39	5	19	–	19	–	10	–	5.2	13000	–	8	–	4.4	72	–	4	4	3	2	–
603	79	–	–	43	4	21	–	21	–	16	–	5.0	14500	–	5	–	5.0	...	–	2	2	–	2	–
604#	65	–	–	23	9	30	–	18	12	11	–	4.8	11500	–	15	–	3.8	79	–	2	2	5	2	–
605#	42	–	–	36	5	14	–	14	–	5	–	5.0	18000	–	9	–	4.2	84	–	3	3	1	–	–
606	31	–	–	26	13	11	–	11	–	10	–	5.3	13500	–	1	...	...	...	–	–	–	2	–	–
608	44	–	–	34	9	14	–	14	–	10	–	5.1	11300	–	4	...	...	...	–	2	2	4	–	–
609#	71	–	–	42	11	21	–	21	–	16	–	5.0	10800	–	5	–	4.6	95	–	4	4	2	3	–
610	60	–	–	28	7	20	–	20	–	18	–	4.9	11500	–	2	...	...	...	–	1	1	3	1	1
611	57	–	–	14	23	26	–	23	–	14	–	4.9	8100	–	12	–	4.0	61	–	1	1	9	1	1
612	75	–	–	29	9	29	–	10	–	7	–	4.9	13400	–	22	–	4.1	93	–	–	–	4	2	–
613	56	–	–	23	9	30	1	10	–	4	...	...	...	–	23	1	3.8	83	–	–	–	7	3	–
614#	45	–	–	42	4	16	1	10	–	4	...	...	...	–	10	–	4.0	81	–	2	2	2	1	–
615	25	–	–	20	12	10	2	9	–	6	2	4.7	10800	–	4	...	...	...	–	–	–	1	–	1
24	7346	–	–	38	8	2430	23	2060	50	1392	10	4.7	10000	–	884	9	3.9	76	1	315	311	302	168	26
104	12	33	–	42	–	5	–	4	1	1	...	...	...	...	4	...	...	...	...	1	1	2	1	–
105	40	–	–	45	3	11	–	3	–	3	...	...	...	–	7	–	3.6	68	–	4	4	1	1	–
107	61	–	–	34	13	21	3	20	–	10	–	4.9	11100	–	10	2	3.7	63	–	4	2	4	2	1

[Data exclude vacant seasonal and vacant migratory housing units. For minimum base for derived figures (percent, average, etc.) and meaning of symbols, see text]

Blocks Within Census Tracts	Total population	Percent of total population				Year-round housing units				Occupied housing units													
								Units in—		Owner					Renter					1.01 or more persons per room				
	Total population	Negro	In group quarters	Under 18 years	62 years and over	Total	Lacking some or all plumbing facilities	One-unit structures	Structures of 10 or more units	Total	Lacking some or all plumbing facilities	Average number of rooms	Average value (dollars)	Percent Negro	Total	Lacking some or all plumbing facilities	Average number of rooms	Average contract rent (dollars)	Percent Negro	Total	With all plumbing facilities	One-person households	With female head of family	With roomers, boarders, or lodgers
108	21	–	–	52	10	5	–	5	–	2	...	...	...	–	3	...	...	...	–	1	1	1	–	–
109	21	–	–	29	14	10	–	8	–	5	–	4.6	7800	–	5	–	3.2	...	–	2	2	5	–	–
110	179	–	–	36	10	66	–	26	3	16	–	4.1	8500	–	44	–	3.8	80	–	12	12	10	1	1
111	109	1	–	41	8	32	1	32	–	12	–	5.3	8900	–	19	1	4.1	67	5	6	6	2	2	–
112	18	–	–	50	–	4	...	...	...	...	...	...	...	–	...	...	...	...	–	...	...	...	...	...
113	35	–	–	37	6	9	–	9	–	6	–	5.2	10800	–	3	...	...	...	–	1	1	–	–	–
114	98	–	–	49	5	25	1	25	–	16	–	4.5	7000	–	9	1	4.2	69	–	6	5	1	2	–
115	144	–	–	42	6	40	–	35	–	21	–	5.1	9000	–	19	–	4.4	81	–	6	6	2	6	–
118	133	–	–	50	8	34	–	33	–	19	–	4.6	7600	–	14	–	4.2	63	–	10	10	2	7	–
119	103	–	–	53	1	26	–	26	–	14	–	4.4	6900	–	10	–	4.0	66	–	7	7	1	1	–
120	25	–	–	28	16	7	–	6	–	5	–	5.0	...	–	2	...	...	...	–	1	1	–	–	–
203	121	–	–	55	10	32	–	27	–	14	–	5.0	7600	–	11	–	4.5	68	–	9	9	4	1	–
204	114	–	–	44	13	39	–	32	–	10	–	5.0	6700	–	26	–	3.5	47	–	8	8	10	4	–
205	197	–	–	47	7	59	2	35	–	18	2	4.2	8200	–	34	–	3.9	72	–	16	15	5	9	–
206	239	7	–	52	10	69	5	58	–	31	4	4.1	7000	–	27	–	3.8	56	11	23	23	6	9	–
207	83	2	–	47	15	27	–	21	–	10	–	4.1	6800	10	16	–	3.4	46	6	9	9	9	3	–
208	134	–	–	48	7	41	–	40	–	10	–	4.6	7700	–	25	–	3.2	52	–	15	15	4	2	–
210	27	–	–	56	4	12	–	12	–	5	–	4.6	8200	–	4	...	...	...	–	1	1	2	3	–
211	30	–	–	30	23	11	–	11	–	8	–	4.4	11300	–	3	...	...	...	–	–	–	2	–	–
212#	64	–	–	33	14	24	–	24	–	13	–	3.9	6100	–	10	–	3.4	62	–	4	4	3	2	–
213	65	–	–	43	9	20	–	20	–	8	–	4.6	6800	–	10	–	3.9	57	–	5	5	5	–	1
214	8	–	–	25	25	3	...	...	...	...	...	...	...	–	...	...	...	...	–	...	...	...	...	...
215	45	–	–	29	4	20	–	9	–	2	...	...	...	–	16	–	3.3	92	–	–	–	1	2	–
216	34	–	–	29	15	13	–	10	–	4	...	...	...	–	8	–	4.0	62	–	1	1	3	–	–
217	62	–	–	42	13	21	–	21	–	10	–	4.3	5900	–	10	–	4.1	67	–	3	3	4	2	–
218	54	–	–	26	17	26	–	26	–	11	–	4.4	6300	–	8	–	4.3	56	–	1	1	2	2	–
301	46	–	–	41	7	16	–	16	–	9	–	4.6	10100	–	4	...	...	...	–	3	3	–	–	1
302	51	–	–	28	18	19	–	19	–	15	–	4.5	9100	–	4	...	...	...	–	2	2	2	2	–
303	48	–	–	31	4	16	–	16	–	12	–	4.6	8500	–	4	...	...	...	–	–	–	2	1	1
304	89	–	–	35	2	28	1	28	–	21	1	4.7	8700	–	7	–	4.7	76	–	–	–	4	1	–
305	88	–	–	43	2	23	–	23	–	21	–	5.1	10200	–	2	...	...	...	–	1	1	–	–	–
306	152	–	–	43	5	42	–	42	–	37	–	5.1	10300	–	4	...	...	...	–	6	6	2	1	–
307	60	–	–	50	–	15	–	15	–	12	–	5.4	12500	–	3	...	...	...	–	2	2	–	1	–
308#	151	–	–	31	13	54	1	54	–	44	1	4.5	8500	–	8	–	4.5	76	–	4	4	4	5	2
309	116	–	–	36	4	35	–	35	–	27	–	4.8	8900	–	8	–	4.3	75	–	5	5	3	3	–
310	136	–	–	32	10	46	1	46	–	40	–	4.5	9400	–	6	1	4.2	84	–	6	6	4	3	–
311	36	–	–	28	14	17	–	17	–	15	–	4.6	9100	–	1	...	...	...	–	–	–	5	1	–
312	68	–	–	44	6	22	–	20	–	19	–	4.7	10100	–	3	...	...	...	–	1	1	3	3	–
313	106	–	–	37	9	31	–	31	–	24	–	4.7	9500	–	7	–	4.3	82	–	5	5	2	1	–
314#	106	–	–	43	6	31	–	31	–	23	–	4.4	9300	–	6	–	4.5	75	–	5	5	1	3	–
315#	98	1	–	37	1	31	–	31	–	24	–	4.9	9700	4	5	–	4.2	79	–	3	3	3	1	–
316	146	–	–	47	6	38	–	38	–	30	–	4.8	9600	–	8	–	4.9	84	–	10	10	1	3	–
317#	113	–	–	42	2	33	–	33	–	28	–	4.4	9400	–	5	–	4.0	81	–	3	3	1	2	–
318	73	–	–	41	7	21	–	21	–	14	–	4.4	8900	–	5	–	4.6	84	–	4	4	1	1	–
402	25	–	–	40	–	9	–	9	–	3	...	...	...	–	5	–	3.8	55	–	–	–	2	–	–
408	24	–	–	42	4	7	–	7	–	2	...	...	...	–	5	–	3.4	47	–	4	4	2	–	–
409	43	–	–	49	2	13	–	13	–	7	–	5.3	10200	–	5	–	4.4	77	–	2	2	2	–	–
410	37	–	–	46	–	10	–	10	–	9	–	4.9	9000	–	–	–	–	–	–	3	3	–	–	–
411	48	–	–	52	2	9	–	9	–	9	–	5.1	10100	–	–	–	–	–	–	4	4	2	–	–
412	8	–	–	38	–	2	...	...	...	...	...	...	...	–	...	...	...	...	–	...	...	...	...	...
413	23	–	–	48	13	8	–	8	–	3	...	...	...	–	3	...	...	...	–	2	2	–	1	–
414	27	–	–	44	7	7	–	7	–	3	...	...	...	–	4	...	...	...	–	2	2	1	1	–
417	2	...	...	...	...	1	...	...	...	...	...	...	...	...	...	...	...	...	...	...	...	...	...	...
501	79	–	–	41	1	22	–	22	–	20	–	5.2	14700	–	2	...	...	...	–	4	4	1	1	1
502	234	–	–	38	5	68	–	64	–	50	–	5.0	11500	–	14	–	4.6	96	–	8	8	4	6	4
503	62	–	–	26	10	26	–	17	–	6	–	5.0	8300	–	16	–	3.7	68	–	1	1	3	–	–
504	36	–	–	17	11	21	–	19	–	9	–	4.4	5800	–	9	–	3.4	53	–	2	2	7	–	–
505	50	–	–	28	26	16	–	15	–	7	–	4.6	8700	–	8	–	4.4	65	–	2	2	2	1	1
506	70	–	–	36	14	22	–	20	–	13	–	3.9	6100	–	9	–	4.1	61	–	3	3	1	1	–
507	138	–	5	36	5	39	–	38	–	33	–	5.1	11900	–	5	–	5.6	...	–	1	1	3	1	–
508	76	–	–	43	9	21	–	21	–	19	–	4.8	12200	–	2	...	...	...	–	4	4	3	–	–
509	193	–	–	43	5	52	–	52	–	47	–	4.9	13600	–	4	...	...	...	–	6	6	2	3	–
510	93	–	–	47	3	24	–	24	–	21	–	5.0	11600	–	2	...	...	...	–	3	3	1	2	–
511	99	–	–	37	8	29	–	29	–	27	–	5.1	13700	–	2	...	...	...	–	1	1	3	–	–
512	90	–	–	36	3	28	–	28	–	24	–	5.1	16100	–	3	...	...	...	–	1	1	–	2	2
513	98	–	–	44	3	27	–	27	–	21	–	5.4	16400	–	6	–	5.5	132	–	2	2	–	3	–
514#	162	–	–	39	4	48	–	48	–	43	–	5.3	15700	–	5	–	5.0	116	–	–	–	2	1	1
515	40	–	–	40	5	12	–	12	–	9	–	5.4	14600	–	3	...	...	...	–	–	–	–	1	–
517	4	...	...	...	...	3	...	...	...	...	...	...	...	...	...	...	...	...	...	...	...	...	...	...
518	16	–	–	31	–	8	–	6	–	3	...	...	...	–	2	...	...	...	–	1	1	–	–	1
519#	51	–	–	10	10	36	–	5	23	2	...	...	...	–	30	–	3.1	116	–	–	–	18	–	–
520	37	–	–	46	5	11	–	11	–	6	–	4.5	11200	–	4	...	...	...	–	2	2	2	2	–
521	52	–	–	23	14	19	–	19	–	17	–	4.9	11100	–	2	...	...	...	–	1	1	1	2	–
601	22	–	–	41	5	6	–	6	–	3	...	...	...	–	3	...	...	...	–	1	1	–	–	–
602	52	–	–	19	15	22	–	22	–	13	–	4.5	8900	–	9	–	3.9	73	–	2	2	3	–	–
603	53	–	–	26	13	18	–	18	–	12	–	4.8	8700	–	6	–	4.3	78	–	–	–	1	1	–
604	52	–	–	33	6	18	–	18	–	12	–	4.7	8900	–	5	–	4.6	76	–	1	1	1	–	–
605	47	–	–	23	6	18	–	18	–	14	–	4.6	7100	–	3	...	...	...	–	–	–	–	1	–
606	52	–	–	27	23	20	–	20	–	13	–	4.5	9800	–	5	–	4.6	87	–	1	1	–	1	1
607	50	–	–	28	16	20	–	20	–	12	–	4.8	9200	–	6	–	4.3	73	–	1	1	3	4	3
608	25	–	–	20	20	10	–	10	–	8	–	5.1	13800	–	2	...	...	...	–	–	–	4	1	–
609	37	–	–	38	8	10	–	10	–	7	–	5.6	12000	–	3	...	...	...	–	1	1	1	2	–
610	64	–	–	38	11	20	–	20	–	15	–	4.9	9900	–	5	–	4.6	...	–	1	1	5	1	1
611	39	–	–	21	18	18	–	18	–	12	–	4.8	8700	–	5	–	4.4	...	–	–	–	4	3	–
615	66	–	–	42	6	22	–	14	–	9	–	4.7	6400	–	11	–	3.9	62	–	6	6	3	2	–
616	56	–	–	23	11	25	–	11	–	5	–	5.0	5700	–	19	–	3.2	67	–	–	–	3	2	1
617	12	–	–	–	17	6	–	4	–	3	...	...	...	–	2	...	...	...	–	–	–	–	–	–
618	102	–	–	23	1	47	–	8	–	4	...	...	...	–	38	–	3.5	93	–	–	–	2	3	1
619	30	–	–	20	23	16	–	6	–	4	...	...	...	–	9	–	3.4	89	–	1	1	3	–	–
620	49	–	–	31	27	21	–	17	–	7	–	5.0	10100	–	14	–	3.2	61	–	–	–	7	1	1

Table 2. Characteristics of Housing Units and Population, by Blocks: 1970—Con.

[Data exclude vacant seasonal and vacant migratory housing units. For minimum base for derived figures (percent, average, etc.) and meaning of symbols, see text]

Blocks Within Census Tracts	Total population	Percent of total population: Negro	Percent of total population: In group quarters	Percent of total population: Under 18 years	Percent of total population: 62 years and over	Year-round housing units: Total	Year-round housing units: Lacking some or all plumbing facilities	Year-round housing units: Units in — One-unit structures	Year-round housing units: Units in — Structures of 10 or more units	Occupied housing units: Owner: Total	Owner: Lacking some or all plumbing facilities	Owner: Average number of rooms	Owner: Average value (dollars)	Owner: Percent Negro	Occupied housing units: Renter: Total	Renter: Lacking some or all plumbing facilities	Renter: Average number of rooms	Renter: Average contract rent (dollars)	Renter: Percent Negro	1.01 or more persons per room: Total	1.01 or more persons per room: With all plumbing facilities	One-person households	With female head of family	With roomers, boarders, or lodgers
621	52	–	–	31	4	29	–	11	–	3	...	...	...	–	19	–	3.3	81	–	2	2	7	4	1
622	14	–	–	57	–	3	...	...	...	...	...	...	...	–	...	...	...	...	–	...	...	...	...	...
702	7	–	–	57	–	3	...	...	...	...	...	...	...	–	...	...	...	...	–	–	–	3	4	–
703	21	–	–	33	10	11	1	7	–	5	–	4.6	5600	–	6	1	3.2	75	–	...	...	...	...	...
704	2	...	...	...	...	1	...	...	...	...	...	...	...	...	...	...	...	...	...	1	1	5	1	–
705	58	–	–	43	7	19	1	19	–	17	–	5.0	10200	–	2	...	...	...	–	1	1	1	1	–
706	59	–	–	25	7	21	2	21	–	16	1	4.8	10900	–	4	...	...	...	–	–	–	2	1	–
707	53	–	–	26	17	19	1	19	–	17	1	4.6	11000	–	2	...	...	...	–	2	2	13	1	–
708	74	–	–	18	8	42	–	17	23	2	...	...	...	–	36	–	3.0	103	–	...	...	...	...	...
709	4	...	...	...	...	5	–	5	–	–	–	–	–	–	2	...	...	...	...	...	...	...	...	...
710	124	–	–	33	8	56	1	9	–	40	–	3.8	...	–	14	1	2.9	43	–	4	4	21	2	–
711	22	–	–	14	9	10	–	10	–	6	–	4.3	9200	–	3	...	...	...	–	–	–	–	1	–
713	5	–	–	–	60	2	...	...	...	...	...	...	...	–	...	...	...	...	–	...	...	...	...	...
714#	23	–	–	48	4	12	–	4	–	3	...	...	...	–	5	–	3.0	80	–	1	1	2	–	–
715	28	–	–	43	14	13	2	13	–	3	...	...	...	–	6	1	3.2	57	–	3	3	2	2	–
716	65	–	–	45	8	15	–	12	–	2	...	...	...	–	13	–	3.8	61	–	6	6	2	2	–
717	5	20	–	40	–	2	...	...	...	...	...	...	...	...	...	...	...	...	...	...	...	...	...	...
718	33	–	–	39	12	13	–	7	–	3	...	...	...	–	9	–	3.7	63	–	2	2	4	2	–
719	13	–	–	23	8	9	–	8	–	1	...	...	...	–	7	–	2.3	44	–	1	1	5	1	–
25	2672	4	–	44	8	782	24	687	39	393	15	4.9	9100	1	314	8	3.9	59	10	173	166	95	36	9
101	14	50	–	57	–	3	...	...	...	...	...	...	...	...	...	...	...	...	...	...	...	...	...	...
102	18	–	–	44	–	7	–	5	–	1	...	...	...	–	4	...	...	...	–	1	1	–	–	–
106	21	–	–	57	10	5	–	5	–	1	...	...	...	–	4	...	...	...	–	2	2	1	1	–
111	33	–	–	39	–	9	–	7	–	3	...	...	...	–	5	–	3.6	69	–	4	4	1	2	1
112	71	–	–	42	4	28	–	15	9	5	–	4.4	8300	–	17	–	2.7	58	–	6	6	5	–	1
113	79	33	–	37	5	43	–	11	25	6	–	4.7	7200	–	25	–	2.9	62	64	5	5	12	–	–
114	85	–	–	47	8	20	–	20	–	16	–	4.8	8100	–	4	...	...	...	–	8	8	3	1	–
115	72	–	–	42	6	18	–	18	–	13	–	5.1	8800	–	4	...	...	...	–	3	3	–	1	–
117	49	10	–	39	6	17	–	13	–	9	–	4.6	8000	11	6	–	3.0	72	17	2	2	3	1	1
118	35	6	–	46	6	12	–	12	–	6	–	4.8	4400	17	2	...	...	...	...	3	3	–	1	–
119	92	–	–	65	2	16	–	16	–	13	–	4.9	7300	–	3	...	...	...	–	7	7	1	–	–
120	49	–	–	53	–	10	–	6	–	5	–	5.2	7300	–	5	–	2.8	51	–	5	5	1	1	–
201	2	...	...	...	...	1	...	...	...	...	...	...	...	...	...	...	...	...	...	...	...	...	...	...
202	23	–	–	26	9	12	–	5	–	5	–	5.2	...	–	3	...	...	...	–	3	3	1	–	–
203	6	–	–	50	–	3	...	...	...	...	...	...	...	–	...	...	...	...	–	...	...	...	...	...
209	8	–	–	25	13	3	...	...	...	...	...	...	...	–	...	...	...	...	–	...	...	...	...	...
210	76	22	–	46	3	21	–	20	–	9	–	4.2	7900	–	12	–	3.7	57	33	8	8	5	1	1
211	10	–	–	20	10	5	–	5	–	2	...	...	...	–	3	...	...	...	–	–	–	2	–	–
212	18	–	–	61	6	3	...	...	...	...	...	...	...	–	...	...	...	...	–	...	...	...	...	...
213	42	17	–	48	2	16	–	13	–	5	–	4.2	7700	–	7	–	4.0	59	29	1	1	1	–	–
214	6	–	–	17	33	3	...	...	...	...	...	...	...	–	...	...	...	...	–	...	...	...	...	...
215	8	100	–	75	–	1	...	...	...	...	...	...	...	...	...	...	...	...	...	...	...	...	...	...
216	25	24	–	44	–	6	–	6	–	2	...	...	...	...	4	...	...	...	...	2	2	–	1	–
217	7	43	–	43	–	2	...	...	...	...	...	...	...	...	...	...	...	...	...	...	...	...	...	...
224	9	–	–	22	33	5	–	5	–	1	...	...	...	–	4	...	...	...	–	–	–	3	–	–
301	14	–	–	43	7	4	...	...	...	...	...	...	...	–	...	...	...	...	–	...	...	...	...	...
302	3	...	...	...	...	1	...	...	...	...	...	...	...	...	...	...	...	...	...	...	...	...	...	...
314	2	...	...	...	...	1	...	...	...	...	...	...	...	...	...	...	...	...	...	...	...	...	...	...
315	18	–	–	11	33	9	–	7	–	5	–	5.0	...	–	4	...	...	...	–	–	–	3	–	–
401	61	–	–	56	2	15	1	14	–	4	...	...	...	–	10	1	4.4	65	–	5	4	2	1	–
402	67	–	–	48	12	16	–	16	–	9	–	5.0	8400	–	7	–	4.0	47	–	5	5	2	1	–
403#	58	–	–	41	12	19	2	15	2	4	...	...	...	–	14	1	2.6	39	–	5	5	8	–	–
404	5	–	–	80	–	1	...	...	...	...	...	...	...	–	...	...	...	...	–	...	...	...	...	...
405	61	–	–	53	7	13	1	13	–	6	1	4.3	10200	–	6	–	4.0	58	–	6	5	1	1	1
406	31	–	–	42	3	9	–	9	–	6	–	4.3	6700	–	2	...	...	...	–	2	2	–	–	1
407	15	47	–	47	7	5	–	5	–	4	...	...	...	...	–	–	–	–	–	...	...	...	...	...
408#	49	–	–	55	4	12	–	11	–	6	–	4.7	12300	–	5	–	4.2	45	–	4	4	–	1	–
409	50	–	–	60	8	12	–	12	–	5	–	4.6	5100	–	5	–	3.8	57	–	6	6	2	–	–
410	46	–	–	41	9	13	2	13	–	8	1	4.1	5900	–	5	1	4.2	53	–	3	3	1	–	–
411	22	–	–	18	5	9	–	9	–	7	–	4.1	7700	–	2	...	...	...	–	–	–	1	–	–
412	69	–	–	59	3	12	–	12	–	4	...	...	...	–	8	–	4.9	53	–	6	6	1	1	–
416	20	–	–	25	20	8	2	8	–	5	1	4.4	7600	–	3	...	...	...	–	1	–	2	–	–
417	17	–	–	53	12	5	–	5	–	1	...	...	...	–	3	...	...	...	–	...	...	...	...	...
418	16	–	–	25	25	8	–	8	–	5	–	4.2	5700	–	3	...	...	...	–	2	2	4	–	–
502	4	...	...	...	...	2	...	...	...	...	...	...	...	...	...	...	...	...	...	...	...	...	...	...
505	33	–	–	36	12	10	2	9	–	8	2	4.0	4300	–	2	...	...	...	–	1	1	1	–	–
506	21	–	–	33	14	5	–	2	–	2	...	...	...	–	3	...	...	...	–	2	2	1	–	–
507	38	–	–	55	13	10	–	10	–	5	–	6.2	8700	–	5	–	4.4	...	–	2	2	2	1	–
508	19	–	–	32	26	6	–	6	–	3	...	...	...	–	3	...	...	...	–	1	1	–	–	–
509	19	–	–	58	–	4	...	...	...	...	...	...	...	–	...	...	...	...	–	...	...	...	...	...
510#	38	–	–	63	3	10	–	9	–	3	...	...	...	–	5	–	4.4	49	–	4	4	1	2	–
511	62	–	–	53	10	15	3	13	–	9	3	4.4	5600	–	4	...	...	...	–	6	3	3	–	–
512	48	–	–	48	4	11	–	11	–	4	...	...	...	–	7	–	4.9	...	–	3	3	–	2	–
513	55	–	–	35	9	16	2	16	–	11	2	4.7	5800	–	4	...	...	...	–	3	3	1	–	–
515	15	–	–	47	–	6	–	6	–	3	...	...	...	–	1	...	...	...	–	...	...	...	...	...
516	16	38	–	56	–	2	...	...	...	...	...	...	...	...	...	...	...	...	...	...	...	...	...	...
517	70	27	–	51	10	20	2	18	–	10	2	3.6	4200	–	8	–	3.9	40	25	5	5	4	–	–
518	38	–	–	31	17	13	1	12	–	6	–	5.0	6100	–	4	...	...	...	–	2	1	–	4	–
604	19	–	–	47	–	5	–	5	–	4	...	...	...	–	1	...	...	...	–	–	–	–	–	–
605	4	...	...	...	...	2	...	...	...	...	...	...	...	...	...	...	...	...	...	...	...	...	...	...
606	2	...	...	...	...	2	...	...	...	...	...	...	...	...	...	...	...	...	...	...	...	...	...	...
607	8	–	–	38	–	2	...	...	...	...	...	...	...	...	...	...	...	...	...	...	...	...	...	...
608	7	–	–	29	29	4	...	...	...	...	...	...	...	–	...	...	...	...	–	...	...	...	...	...
609	5	–	–	40	–	1	...	...	...	...	...	...	...	–	...	...	...	...	–	...	...	...	...	...
610	9	–	–	33	–	5	–	5	–	2	...	...	...	–	...	...	...	...	–	...	...	...	...	...
611	12	–	–	67	–	2	...	...	...	...	...	...	...	–	1	...	...	...	–	...	...	...	...	...
612	27	–	–	44	–	6	1	5	–	2	...	...	...	–	...	...	...	...	–	...	...	...	...	...
613	6	–	–	33	–	3	...	...	...	...	...	...	...	–	4	...	...	...	–	1	1	–	–	–
614	3	–	–	60	–	1	...	...	...	...	...	...	...	–	...	...	...	...	–	...	...	...	...	...

[Data exclude vacant seasonal and vacant migratory housing units. For minimum base for derived figures (percent, average, etc.) and meaning of symbols, see text]

Blocks Within Census Tracts	Total population	Percent of total population: Negro	Percent of total population: In group quarters	Percent of total population: Under 18 years	Percent of total population: 62 years and over	Year-round housing units: Total	Year-round housing units: Lacking some or all plumbing facilities	Units in—: One-unit structures	Units in—: Structures of 10 or more units	Occupied housing units: Owner: Total	Owner: Lacking some or all plumbing facilities	Owner: Average number of rooms	Owner: Average value (dollars)	Owner: Percent Negro	Occupied housing units: Renter: Total	Renter: Lacking some or all plumbing facilities	Renter: Average number of rooms	Renter: Average contract rent (dollars)	Renter: Percent Negro	1.01 or more persons per room: Total	1.01 or more persons per room: With all plumbing facilities	One-person households	With female head of family	With roomers, boarders, or lodgers
615	8	–	–	13	38	4	...	...	...	...	...	...	...	–	...	...	...	...	–	...	...	...	...	...
617	79	–	–	42	9	19	–	19	–	9	–	5.3	10700	–	9	–	4.9	76	–	1	1	–	–	–
618	9	–	–	–	22	3	...	...	...	...	...	...	...	–	...	...	...	...	–	...	...	...	...	...
619	8	–	–	25	25	3	...	...	...	...	...	...	...	–	...	...	...	...	–	...	...	...	...	...
620	5	–	–	60	–	1	...	...	...	...	...	...	...	–	...	...	...	...	–	...	...	...	...	...
621	22	–	–	32	5	8	–	6	–	4	...	...	...	–	4	...	...	...	–	–	–	2	1	–
622	2	...	...	...	...	1	...	...	...	...	...	...	...	...	...	...	...	...	...	...	...	...	...	...
701	11	–	–	55	–	2	...	...	...	...	...	...	...	–	...	...	...	...	–	...	...	...	...	...
702	6	–	–	50	–	2	...	...	...	...	...	...	...	–	...	...	...	...	–	...	...	...	...	...
703	24	–	–	46	13	7	–	7	–	5	–	5.0	9300	–	2	...	...	...	–	1	1	–	2	–
704	31	–	–	39	10	8	–	8	–	6	–	5.7	12700	–	2	...	...	...	–	1	1	–	1	–
705	31	–	–	32	10	10	–	10	–	7	–	5.6	9400	–	1	...	...	...	–	2	2	–	1	1
706	12	–	–	67	–	3	...	...	...	...	...	...	...	–	...	...	...	...	–	...	...	...	...	...
707	27	–	–	26	7	9	–	9	–	9	–	5.2	10700	–	–	–	–	–	–	–	–	–	–	–
708	9	–	–	11	22	4	...	...	...	...	...	...	...	–	...	...	...	...	–	...	...	...	...	...
709	5	–	–	–	40	2	...	...	...	...	...	...	...	–	...	...	...	...	–	...	...	...	...	...
710	9	–	–	56	–	2	...	...	...	...	...	...	...	–	...	...	...	...	–	...	...	...	...	...
711	24	–	–	33	4	7	–	7	–	5	–	5.0	10800	–	2	...	...	...	–	–	–	–	–	–
712	17	–	–	41	–	5	1	5	–	2	...	...	...	–	3	...	...	...	–	–	–	–	–	–
713	19	–	–	42	32	7	–	7	–	4	...	...	...	–	2	...	...	...	–	1	1	2	–	–
714	12	–	–	50	17	3	...	...	...	...	...	...	...	–	...	...	...	...	–	...	...	...	...	...
715	27	–	–	37	7	8	–	8	–	8	–	5.3	11400	–	–	–	–	–	–	2	2	2	1	–
716	7	–	–	43	–	2	...	...	...	...	...	...	...	–	...	...	...	...	–	...	...	...	...	...
717	16	–	–	56	13	3	...	...	...	...	...	...	...	–	...	...	...	...	–	...	...	...	...	...
718	13	–	–	39	8	4	...	...	...	...	...	...	...	–	...	...	...	...	–	...	...	...	...	...
719	22	–	–	32	–	6	–	6	–	5	–	5.4	14300	–	1	...	...	...	–	–	–	–	–	–
721	15	–	–	40	–	5	–	5	–	4	...	...	...	–	1	...	...	...	–	–	–	1	–	–
722	17	–	–	53	6	4	...	...	...	...	...	...	...	–	...	...	...	...	–	...	...	...	...	...
724	15	–	–	53	7	5	–	5	–	4	...	...	...	–	–	–	–	–	–	...	...	...	...	...
725	15	–	60	33	13	2	...	...	...	...	...	...	...	–	...	...	...	...	–	...	...	...	...	...
902	2	...	...	...	...	2	...	...	...	...	...	...	...	...	...	...	...	...	...	...	...	...	...	...
903	4	...	...	...	...	1	...	...	...	...	...	...	...	...	...	...	...	...	...	...	...	...	...	...
904	6	–	–	17	17	2	...	...	...	...	...	...	...	–	...	...	...	...	–	...	...	...	...	...
905	3	...	...	...	...	2	...	...	...	...	...	...	...	...	...	...	...	...	...	...	...	...	...	...
907	10	–	–	30	20	3	...	...	...	...	...	...	...	–	...	...	...	...	–	...	...	...	...	...
910#	33	–	–	42	12	9	–	9	–	1	...	...	...	–	7	–	4.9	98	–	1	1	–	–	–
912	5	–	–	–	20	2	...	...	...	...	...	...	...	–	...	...	...	...	–	...	...	...	...	...
915	21	–	–	52	5	5	–	3	–	2	...	...	...	–	3	...	...	...	–	2	2	–	–	–
920	2	...	...	...	...	1	...	...	...	...	...	...	...	...	...	...	...	...	...	...	...	...	...	...
921	6	–	–	50	–	1	...	...	...	...	...	...	...	–	...	...	...	...	–	...	...	...	...	...
924	3	...	...	...	...	1	...	...	...	...	...	...	...	...	...	...	...	...	...	...	...	...	...	...
102	802	21	–	44	7	238	33	177	1	150	16	4.6	7000	21	69	6	4.5	57	16	49	41	26	19	4
901	12	–	–	75	–	3	...	...	...	...	...	...	...	–	...	...	...	...	–	...	...	...	...	...
902	8	–	–	75	–	1	...	...	...	...	...	...	...	–	...	...	...	...	–	...	...	...	...	...
903	9	–	–	22	11	3	...	...	...	...	...	...	...	–	...	...	...	...	–	...	...	...	...	...
905	22	–	–	64	–	3	...	...	...	...	...	...	...	–	...	...	...	...	–	...	...	...	...	...
906	160	–	–	40	4	49	–	12	1	39	–	4.1	...	–	8	–	4.8	69	–	9	9	1	2	1
907	4	...	...	...	...	2	...	...	...	...	...	...	...	...	...	...	...	...	...	...	...	...	...	...
908#	102	90	–	44	14	27	10	27	–	18	7	4.3	4600	89	8	3	4.3	47	88	7	4	7	3	1
909	50	100	–	62	6	12	7	12	–	10	6	5.4	4800	100	1	...	...	...	...	4	1	2	3	–
910	23	100	–	57	–	8	4	8	–	4	...	...	...	...	1	...	...	...	...	2	2	1	–	–
911#	61	2	–	33	10	23	2	12	–	12	–	4.9	...	–	10	2	2.8	62	10	4	4	4	2	–
912	179	1	–	48	3	54	7	45	–	28	2	4.5	6900	4	17	–	4.8	55	–	14	12	4	4	2
913	16	–	–	25	13	4	...	...	...	...	...	...	...	–	...	...	...	...	–	...	...	...	...	...
914	20	–	–	20	25	8	–	6	–	6	–	4.5	...	–	2	...	...	...	–	–	–	–	1	–
915	47	–	–	38	9	14	–	13	–	10	–	4.8	6400	–	4	...	...	...	–	2	2	–	1	–
916	48	–	–	31	4	16	–	16	–	13	–	4.8	7100	–	3	...	...	...	–	–	–	1	1	–
918	3	...	...	...	...	3	...	...	...	...	...	...	...	...	...	...	...	...	...	...	...	...	...	...
919	38	–	–	61	5	8	–	7	–	3	...	...	...	–	5	–	4.8	–	–	3	3	4	–	–
104	2090	12	1	40	5	702	23	398	37	329	11	4.8	13300	9	281	8	3.9	78	11	118	110	67	42	5
101	93	–	–	54	3	24	3	23	–	10	1	5.0	6200	–	11	1	3.7	61	–	9	7	3	1	–
102	102	–	–	37	3	41	–	32	–	9	–	4.8	8100	–	24	–	3.6	74	–	6	6	4	2	1
103	57	–	–	40	2	18	–	12	2	2	...	...	...	–	15	–	4.3	81	–	3	3	–	1	–
104	133	14	–	28	11	74	1	41	–	15	1	5.4	13400	13	36	–	3.0	67	6	6	5	9	4	–
105#	205	2	–	38	4	70	4	25	10	33	1	4.2	7300	–	31	1	3.0	71	3	18	18	6	5	–
106#	98	15	–	35	5	31	3	26	–	19	1	4.1	6000	26	5	2	2.8	53	40	11	10	3	1	–
107	38	100	–	50	5	13	1	9	–	6	1	6.3	3500	100	4	...	...	...	...	2	1	3	3	2
108#	70	74	21	60	1	10	1	10	–	4	...	...	...	...	6	1	5.2	55	100	4	4	2	1	–
109#	62	68	–	45	3	17	–	17	–	7	–	5.4	8100	86	6	–	4.8	55	67	6	6	2	1	–
110	57	4	–	53	11	14	3	14	–	12	2	4.3	4000	8	1	...	...	...	...	6	4	2	1	–
111	68	65	–	53	6	17	–	15	–	9	–	4.8	6400	78	4	...	...	...	...	5	5	2	–	–
901	218	6	–	36	2	80	2	9	25	37	1	4.2	...	–	36	1	3.8	78	14	11	11	5	6	1
902	51	–	–	41	4	15	–	13	–	8	–	5.4	19500	–	5	–	4.2	...	–	1	1	–	1	–
903	–	–	–	–	–	–	–	–	–	–	–	–	–	–	–	–	–	–	–	–	–	–	–	–
904	22	–	–	32	18	11	–	10	–	3	...	...	...	–	5	–	4.8	...	–	1	1	2	–	–
905	19	–	–	32	–	6	–	6	–	5	–	5.0	...	–	–	–	–	–	–	1	1	–	–	–
906	22	–	–	55	5	5	–	5	–	1	...	...	...	–	4	...	...	...	–	2	2	–	–	–
907	14	–	–	14	14	6	–	6	–	6	–	5.7	25300	–	–	–	–	–	–	–	–	1	–	–
908	91	–	–	53	3	22	1	19	–	17	–	5.6	11000	–	2	...	...	...	–	5	5	1	1	–
909	10	–	–	40	20	2	...	...	...	...	...	...	...	–	...	...	...	...	–	...	...	...	...	...
910	36	8	–	39	6	14	1	14	–	4	...	...	...	...	8	1	4.0	...	13	2	2	3	–	–
911	4	...	...	...	...	2	...	...	...	...	...	...	...	...	...	...	...	...	...	...	...	...	...	...
912	1	...	...	...	...	2	...	...	...	...	...	...	...	...	...	...	...	...	...	...	...	...	...	...
913†	†	†	†	†	†	†	†	†	†	†	†	†	†	†	†	†	†	†	†	†	†	†	†	†
914	2	...	...	...	...	1	...	...	...	...	...	...	...	...	...	...	...	...	...	...	...	...	...	...
915	73	–	–	41	3	19	–	19	–	14	–	7.1	44800	–	4	...	...	...	–	1	1	2	1	1
916	392	2	–	34	2	148	–	28	–	88	–	4.5	22600	1	50	–	4.2	104	4	7	7	14	11	–
917	8	–	–	–	25	5	1	5	–	3	...	...	...	–	1	...	...	...	–	...	...	...	...	...

[Data exclude vacant seasonal and vacant migratory housing units. For minimum base for derived figures (percent, average, etc.) and meaning of symbols, see text]

Blocks Within Census Tracts	Total population	Percent of total population: Negro	In group quarters	Under 18 years	62 years and over	Year-round housing units: Total	Lacking some or all plumbing facilities	Units in—: One-unit structures	Structures of 10 or more units	Occupied housing units: Owner: Total	Lacking some or all plumbing facilities	Average number of rooms	Average value (dollars)	Percent Negro	Renter: Total	Lacking some or all plumbing facilities	Average number of rooms	Average contract rent (dollars)	Percent Negro	1.01 or more persons per room: Total	With all plumbing facilities	One-person households	With female head of family	With roomers, boarders, or lodgers
918	16	–	–	38	19	5	–	5	–	2	...	...	...	–	3	...	...	...	–	1	1	–	–	–
919	25	–	–	48	–	6	–	6	–	2	...	...	...	–	4	...	...	...	–	2	2	–	–	–
920	15	–	–	60	13	2	...	...	...	...	...	...	...	–	...	...	...	...	–	...	...	...	...	...
921	58	–	–	41	9	15	–	13	–	4	...	...	...	–	10	–	5.3	...	–	3	3	1	1	–
924	16	–	–	56	–	3	...	...	...	...	...	...	...	–	...	...	...	...	–	...	...	...	...	...
925	7	–	–	43	29	2	...	...	...	...	...	...	...	–	...	...	...	...	–	...	...	...	...	...
105	635	53	–	45	6	170	7	159	–	113	–	5.2	11400	54	42	4	4.6	80	14	36	35	16	16	6
101	3	...	...	...	...	3	...	...	...	...	...	...	...	...	...	...	...	...	...	...	...	...	...	...
102	45	100	–	62	–	7	–	7	–	6	–	5.3	8700	100	1	...	...	...	...	5	5	–	–	–
103	40	100	–	65	–	6	–	5	–	5	–	5.6	...	100	–	–	–	–	–	4	4	–	2	2
104	5	100	–	20	–	2	...	...	...	...	...	...	...	...	...	...	...	...	...	...	...	...	...	...
105	21	100	–	52	19	5	–	5	–	4	...	...	...	...	1	...	...	...	...	2	2	1	–	–
106	26	100	–	23	8	7	–	7	–	6	–	5.2	13700	100	1	...	...	...	...	2	2	1	1	–
107	30	100	–	57	–	5	–	5	–	5	–	5.0	9800	100	–	–	–	–	–	2	2	1	–	–
108	49	100	–	57	–	11	–	11	–	10	–	5.5	6800	100	–	–	–	–	–	4	4	2	2	1
109	66	100	–	65	8	12	1	12	–	10	–	5.8	12400	100	1	...	...	...	...	5	5	1	3	–
110	50	100	–	44	6	13	1	13	–	12	–	5.2	10100	100	–	–	–	–	–	4	4	–	2	–
201	15	–	–	33	–	5	–	5	–	1	...	...	...	–	4	...	...	...	–	–	–	–	–	–
202	14	–	–	43	14	4	...	...	...	...	...	...	...	–	...	...	...	...	–	...	...	...	...	...
203	9	–	–	33	–	3	...	...	...	...	...	...	...	–	...	...	...	...	–	...	...	...	...	...
204	15	–	–	27	20	5	–	5	–	4	...	...	...	–	1	...	...	...	–	–	–	–	1	1
205	22	–	–	36	9	8	–	7	–	5	–	4.8	...	–	3	...	...	...	–	–	–	1	2	–
206	26	–	–	27	–	8	–	8	–	5	–	6.0	...	–	3	...	...	...	–	–	–	–	–	–
208	6	–	–	33	–	2	...	...	...	...	...	...	...	–	...	...	...	...	–	...	...	...	...	...
301	7	–	–	43	–	2	...	...	...	...	...	...	...	–	...	...	...	...	–	...	...	...	...	...
302	3	...	...	...	...	1	...	...	...	...	...	...	...	...	...	...	...	...	...	...	...	...	...	...
303	4	...	...	...	...	2	...	...	...	...	...	...	...	...	...	...	...	...	...	...	...	...	...	...
304	6	–	–	33	17	3	...	...	...	...	...	...	...	–	...	...	...	...	–	...	...	...	...	...
305	9	–	–	33	22	2	...	...	...	...	...	...	...	–	...	...	...	...	–	...	...	...	...	...
306	2	...	...	...	...	1	...	...	...	...	...	...	...	...	...	...	...	...	...	...	...	...	...	...
307	10	–	–	50	–	3	...	...	...	...	...	...	...	–	...	...	...	...	–	...	...	...	...	...
308	7	–	–	43	–	2	...	...	...	...	...	...	...	–	...	...	...	...	–	...	...	...	...	...
309	1	...	...	...	...	2	...	...	...	...	...	...	...	...	...	...	...	...	...	...	...	...	...	...
311	10	–	–	60	–	2	...	...	...	...	...	...	...	–	...	...	...	...	–	...	...	...	...	...
901	24	–	–	17	21	10	–	7	–	6	–	4.7	...	–	3	...	...	...	–	–	–	2	–	–
902	25	–	–	32	20	11	1	8	–	5	–	5.2	–	–	4	...	...	...	–	1	1	2	–	–
903	18	–	–	17	–	4	...	...	...	...	...	...	...	–	...	...	...	...	–	...	...	...	...	...
904	3	...	...	...	...	1	...	...	...	...	...	...	...	...	...	...	...	...	...	...	...	...	...	...
905	26	–	–	35	4	8	1	7	–	4	...	...	...	–	3	...	...	...	–	2	2	1	1	–
906	27	7	–	37	–	6	1	6	–	3	...	...	...	...	3	...	...	...	...	2	2	1	–	–
907	11	18	–	73	9	3	...	...	...	...	...	...	...	...	...	...	...	...	...	...	...	...	...	...
908	–	–	–	–	–	1	...	...	...	...	...	...	...	–	...	...	...	...	–	...	...	...	...	...

☆ U. S. GOVERNMENT PRINTING OFFICE : 1971 481-739/1189

A UNITED STATES
DEPARTMENT OF
COMMERCE
PUBLICATION

HC(3)-237

Block Statistics

McALLEN-PHARR-EDINBURG, TEX. URBANIZED AREA



U.S. DEPARTMENT
OF COMMERCE
BUREAU OF
THE CENSUS

U.S. DEPARTMENT OF COMMERCE

Maurice H. Stans, Secretary
James T. Lynn, Under Secretary
Harold C. Passer, Assistant Secretary for Economic Affairs

BUREAU OF THE CENSUS

George Hay Brown, Director
Conrad Taeuber, Associate Director
David L. Kaplan, 1970 Census Coordinator

HOUSING DIVISION
Arthur F. Young, Chief

ACKNOWLEDGMENTS — Many persons participated in the various activities of the 1970 census. Primary direction of the program was performed by **Conrad Taeuber**, Associate Director for Demographic Fields, assisted by **David L. Kaplan**, 1970 Census Coordinator, and in conjunction with **Joseph F. Daly**, Associate Director for Research and Development, **William I. Merkin**, Associate Director for Administration, **John W. H. Spencer**, Associate Director for Data Systems, and **Edwin D. Goldfield**, Assistant Director for Program Development.

This report was planned and written in the Housing Division under the supervision of **Arthur F. Young**, Chief, by **Aaron Josowitz**, Assistant Chief, **Nathan Krevor**, Chief, Coordination and Research Branch, and **Paul F. Coe**.

The Statistical Methods Division was largely responsible for developing new procedures to obtain a more accurate count of housing units. This work was supervised by **Joseph Waksberg**, Division Chief, **Morton Boisen** and **Walter M. Perkins**, Assistant Division Chiefs, and **Barnett Denton** and **Charles D. Jones**.

Geographic plans and procedures were developed in the Geography Division under the supervision of **William T. Fay**, Chief, and **Robert C. Klove** and **Gerald J. Post**, Assistant Division Chiefs, with the assistance of **Robert E. Durland**, **Margery H. Eliot**, and **Jacob Silver**.

Data collection activities were administered by the Field Division, **Paul R. Squires**, Chief, and **Richard C. Burt** and **Dean H. Weber**, Assistant Division Chiefs, with the assistance of **John Kuntz** and **Stanley Matchett**, as well as the directors of the Bureau's regional offices.

Systems and processing procedures were developed in the Systems Division, **Sol Dolleck**, Chief, under the direction of **Morris Gorinson**, Assistant Division Chief. **Florence Wright** assisted by **Orville M. Slye**, was responsible for the clerical procedures and **Roger O. Lepage**, assisted by **John Murphy, Jr.**, **C. Eden Moody**, and **Judith E. Jones**, was responsible for the computer programing.

The manual processing and microfilming of the questionnaires were performed in the Jeffersonville Census Operations Division, under the supervision of **Joseph F. Arbena**, Chief, and **Robert L. Hagan**, Population and Housing Census Operations Manager, assisted by **Charles L. Adams** and **John C. Campbell**. **William L. Pangburn** supervised the microfilming operation.

FOSDIC and computer processing were performed in the Processing Division under the supervision of **M. Douglas Fahey**, Chief, and **E. Richard Bourdon** and **James W. Shores**, Assistant Division Chiefs. Development of the automatic microfilming equipment was directed by **Anthony A. Berlinsky**.

Publications planning, editing, and printing were performed in the Administrative and Publications Services Division, **Cecil B. Matthews**, Chief, under the direction of **Raymond J. Koski**, **John F. Lanham, Jr.**, and **Gerald A. Mann**.

Robert B. Voight, Special Assistant in the Office of the Director, and **Sherry L. Courtland** made many important contributions to the planning and coordination of the 1970 census program.

SUGGESTED CITATION

U.S. Bureau of the Census
Census of Housing: 1970
BLOCK STATISTICS
Final Report HC(3)-237 McAllen-Pharr-Edinburg, Tex. Urbanized Area

U.S. Government Printing Office
Washington, D.C., 1971

For sale by the
Superintendent of Documents
U.S. Government Printing Office
Washington, D.C. 20402, or any
Department of Commerce Field Office.

Price $2.00

HC(3)-237

1970 CENSUS OF HOUSING

Block Statistics

McALLEN-PHARR-EDINBURG, TEX. URBANIZED AREA

Issued September 1971

CONTENTS

	Page
List of HC(3) Block Statistics Reports	II
Introduction	IV
Facsimiles of Questionnaire Page and Respondent Instructions	X

TABLES

1	Characteristics of Housing Units and Population, for Places of 2,500 Inhabitants or More: 1970	TEX.–1
2	Characteristics of Housing Units and Population, by Blocks: 1970	TEX.–2

Maps identifying the blocks covered herein are included in or accompany this report.

LIST OF HC (3) BLOCK STATISTICS REPORTS

The specific names listed below each State refer to urbanized areas; "Selected Areas" refer to other areas of the State which have contracted with the Census Bureau to provide block statistics.

Report number	Area
	ALABAMA
1	Birmingham
2	Gadsden
3	Huntsville
4	Mobile
5	Montgomery
6	Tuscaloosa
7	Selected Areas
	ALASKA
8	Selected Areas
	ARIZONA
9	Phoenix
10	Tucson
11	Selected Areas
	ARKANSAS
12	Fort Smith
13	Little Rock-North Little Rock
14	Pine Bluff
15	Selected Areas
	CALIFORNIA
16	Bakersfield
17	Fresno
18	Los Angeles-Long Beach
19	Oxnard-Ventura-Thousand Oaks
20	Sacramento
21	Salinas
22	San Bernardino-Riverside
23	San Diego
24	San Francisco-Oakland
25	San Jose
26	Santa Barbara
27	Simi Valley
28	Stockton
29	Selected Areas
	COLORADO
30	Colorado Springs
31	Denver
32	Pueblo
33	Selected Areas
	CONNECTICUT
34	Bridgeport
35	Bristol
36	Hartford
37	Meriden
38	New Britain
39	New Haven
40	Norwalk
41	Stamford
42	Waterbury
	DELAWARE
43	Wilmington
	DISTRICT OF COLUMBIA
44	Washington
	FLORIDA
45	Fort Lauderdale-Hollywood
46	Jacksonville
47	Miami
48	Orlando
49	Pensacola
50	St. Petersburg
51	Tallahassee
52	Tampa
53	West Palm Beach
54	Selected Areas
	GEORGIA
55	Albany
56	Atlanta
57	Augusta
58	Columbus
59	Macon
60	Savannah
61	Selected Areas
	HAWAII
62	Honolulu
63	Selected Areas
	IDAHO
64	Boise City
	ILLINOIS
65	Aurora-Elgin
66	Bloomington-Normal
67	Champaign-Urbana
68	Chicago-Northwestern Indiana
69	Decatur
70	Joliet
71	Peoria
72	Rockford
73	Springfield
74	Selected Areas
	INDIANA
75	Anderson
76	Evansville
77	Fort Wayne
78	Indianapolis
79	Lafayette-West Lafayette
80	Muncie
81	South Bend
82	Terre Haute
83	Selected Areas
	IOWA
84	Cedar Rapids
85	Davenport-Rock Island-Moline
86	Des Moines
87	Dubuque
88	Sioux City
89	Waterloo
90	Selected Areas
	KANSAS
91	Topeka
92	Wichita
93	Selected Areas
	KENTUCKY
94	Lexington
95	Louisville
96	Selected Areas
	LOUISIANA
97	Baton Rouge
98	Lafayette
99	Lake Charles
100	Monroe
101	New Orleans
102	Shreveport
	MAINE
103	Lewiston-Auburn
104	Portland
105	Selected Areas
	MARYLAND
106	Baltimore
107	Selected Areas
	MASSACHUSETTS
108	Boston
109	Brockton
110	Fall River
111	Fitchburg-Leominster
112	Lawrence-Haverhill
113	Lowell
114	New Bedford
115	Pittsfield
116	Springfield-Chicopee-Holyoke
117	Worcester
	MICHIGAN
118	Ann Arbor
119	Bay City
120	Detroit
121	Flint
122	Grand Rapids
123	Jackson
124	Kalamazoo
125	Lansing
126	Muskegon-Muskegon Heights
127	Saginaw
128	Selected Areas
	MINNESOTA
129	Duluth-Superior
130	Minneapolis-St. Paul
131	Selected Areas
	MISSISSIPPI
132	Biloxi-Gulfport
133	Jackson
134	Selected Areas
	MISSOURI
135	Kansas City
136	St. Joseph
137	St. Louis
138	Springfield
139	Selected Areas

Report number	Area
	MONTANA
140	Billings
141	Great Falls
142	Selected Areas
	NEBRASKA
143	Lincoln
144	Omaha
145	Selected Areas
	NEVADA
146	Las Vegas
147	Reno
	NEW HAMPSHIRE
148	Manchester
149	Selected Areas
	NEW JERSEY
150	Atlantic City
151	Trenton
152	Vineland-Millville
153	Selected Areas
	NEW MEXICO
154	Albuquerque
155	Selected Areas
	NEW YORK
156	Albany-Schenectady-Troy
157	Binghamton
158	Buffalo
159	New York-Northeastern New Jersey
	Part 1 – New York City
	Part 2 – New York Portion Outside New York City
	Part 3 – Northeastern New Jersey
160	Rochester
161	Syracuse
162	Utica-Rome
163	Selected Areas
	NORTH CAROLINA
164	Asheville
165	Charlotte
166	Durham
167	Fayetteville
168	Greensboro
169	High Point
170	Raleigh
171	Wilmington
172	Winston-Salem
173	Selected Areas
	NORTH DAKOTA
174	Fargo-Moorhead
	OHIO
175	Akron
176	Canton
177	Cincinnati
178	Cleveland
179	Columbus
180	Dayton
181	Hamilton
182	Lima
183	Lorain-Elyria
184	Mansfield
185	Springfield
186	Steubenville-Weirton
187	Toledo
188	Youngstown-Warren
189	Selected Areas
	OKLAHOMA
190	Lawton
191	Oklahoma City
192	Tulsa
193	Selected Areas
	OREGON
194	Eugene
195	Portland
196	Salem
197	Selected Areas
	PENNSYLVANIA
198	Allentown-Bethlehem-Easton
199	Altoona
200	Erie
201	Harrisburg
202	Johnstown
203	Lancaster
204	Philadelphia
205	Pittsburgh
206	Reading
207	Scranton
208	Wilkes-Barre
209	York
210	Selected Areas
	RHODE ISLAND
211	Providence-Pawtucket-Warwick
	SOUTH CAROLINA
212	Charleston
213	Columbia
214	Greenville
215	Selected Areas
	SOUTH DAKOTA
216	Sioux Falls
217	Selected Areas
	TENNESSEE
218	Chattanooga
219	Knoxville
220	Memphis
221	Nashville-Davidson
222	Selected Areas
	TEXAS
223	Abilene
224	Amarillo
225	Austin
226	Beaumont
227	Brownsville
228	Corpus Christi
229	Dallas
230	El Paso
231	Fort Worth
232	Galveston
233	Harlingen-San Benito
234	Houston
235	Laredo
236	Lubbock
237	McAllen-Pharr-Edinburg
238	Midland
239	Odessa
240	Port Arthur
241	San Angelo
242	San Antonio
243	Sherman-Denison
244	Texarkana
245	Texas City-La Marque
246	Tyler
247	Waco
248	Wichita Falls
249	Selected Areas
	UTAH
250	Ogden
251	Provo-Orem
252	Salt Lake City
	VERMONT
253	Selected Areas
	VIRGINIA
254	Lynchburg
255	Newport News-Hampton
256	Norfolk-Portsmouth
257	Richmond
258	Roanoke
259	Selected Areas
	WASHINGTON
260	Seattle-Everett
261	Spokane
262	Tacoma
263	Selected Areas
	WEST VIRGINIA
264	Charleston
265	Huntington-Ashland
266	Wheeling
267	Selected Areas
	WISCONSIN
268	Green Bay
269	Kenosha
270	Madison
271	Milwaukee
272	Racine
273	Selected Areas
	WYOMING
274	Selected Areas
	PUERTO RICO
275	Mayagüez
276	Ponce
277	San Juan
278	Selected Areas

INTRODUCTION

GENERAL IV
Urbanized areas IV
Maps and block indentification IV
Content of the tables V
Symbols V
Data collection procedures V
Processing procedures VI
DEFINITIONS AND EXPLANATIONS OF SUBJECT CHARACTERISTICS VI
Self-enumeration and census questionnaire VI
Comparability with 1960 data VI
Total population VII
Housing units and group quarters VII
Year-round housing units VII
Occupied housing units VII
Race VII
Tenure VIII
Plumbing facilities VIII
Units in structure VIII
Persons per room VIII
Average number of rooms VIII
Average value VIII
Average contract rent VIII
One-person households VIII
With female head of family VIII
With roomers, boarders, or lodgers IX
ACCURACY OF THE DATA IX
Editing IX
Block number check IX
FACSIMILES X
Questionnaire page showing 100-percent housing questions X
Respondent instructions for the 100-percent housing questions XI

GENERAL

This report presents statistics from the 1970 census, by blocks, on general characteristics of housing units and population. Legal provision for this census, conducted as of April 1, 1970, was made in the Act of Congress of August 31, 1954 (amended August 1957), which codified Title 13, United States Code.

This report series contains 278 reports (as listed on page II). Most of the reports (236) relate to a specific urbanized area, as well as to some nearby contiguous territory included for reasons explained below in the section on "Urbanized areas." The remaining reports (42) relate to other types of areas (e.g., smaller cities, counties, etc.) where local authorities contracted with the Census Bureau to collect, process, and publish the data on a block basis. In 1960, a similar contractual technique was utilized but the basic block statistics program was limited generally to cities of 50,000 inhabitants or more (i.e., the built-up fringes around the cities were not covered).

A major portion of the information compiled from the 1970 Census of Housing will appear in Volume I, **Housing Characteristics for States, Cities, and Counties.** For a description of Volume I, as well as other elements of the data dissemination program of the 1970 Population and Housing Census, see the "Publication and Computer Summary Tape Program" statement at the end of this report.

Urbanized areas.—An urbanized area consists of a central city, or cities, and surrounding closely settled territory. The central city must have reported a population of 50,000 or more in 1960, in a special census conducted by the Census Bureau since 1960, or in the 1970 census. Under certain circumstances, "twin cities" with a combined population of 50,000 or more form the basis of an urbanized area. More detailed information on the criteria used to designate urbanized areas and determine their boundaries appears in the 1970 Census of Housing HC(1)-A reports and the 1970 Census of Population PC(1)-A reports.

As suggested by the rules above, the urbanized areas ultimately used in the tabulations of the 1970 census could not be completely recognized or defined until the final population counts were available. Since the precise delineation and numbering of blocks is quite costly and is therefore done only for areas where block statistics will be prepared, a preliminary determination of each urbanized area was made prior to the actual enumeration. The preliminary boundaries were purposely drawn somewhat beyond the anticipated final boundaries because the information on density of settlement was not yet available. Thus, for virtually all urbanized areas, there is some immediately adjacent territory for which the information was collected on a block basis. Because the extra cost of tabulating and publishing the block data for this type of territory is comparatively minor, data for blocks outside urbanized areas appear in the reports for those areas. On the other hand, block data are generally not provided for urbanized areas which are recognized for the first time in 1970.

Maps and block identification.—The maps included with these reports identify the location and number of each block and the boundary and number of each census tract or block numbering area.

A block is usually a well-defined rectangular piece of land bounded by streets or roads. However, it may be irregular in shape or bounded by railroad tracks, streams, or other features. The block is the specific numbered area as shown on the map.

Census tracts are small areas into which large cities and metropolitan areas are divided for statistical purposes. Tract boundaries are established cooperatively by a local committee and the Bureau of the Census and are generally designed to achieve

some uniformity of population characteristics, economic status, and living conditions. Initially, the average tract had about 4,000 residents. Tract boundaries are established with the intention of being maintained over a long time so that comparisons may be made from census to census.

In untracted places, block numbering areas are used. They are established by arbitrarily dividing the city along major streets, railroads, or other physical boundaries to facilitate numbering the blocks in groups of fewer than 1,000. The boundaries of block numbering areas have no statistical significance but are merely for convenience in mapping and tabulating.

In numbering the blocks, a separate series is used for each census tract or block numbering area. Thus, the location of each block for which data are presented is determined by referring both to the block number and the census tract or block numbering area. In some cases, a city or other political boundary divides a block. The data shown are for the block represented by the land area as bounded and numbered on the block map.

The block number was assigned to each block on a map suitable for block numbering, prior to the enumeration. In some instances, the map was several years old and did not recognize construction of new streets or disappearance of others. Insofar as possible, the map was corrected for changes that were discovered prior to enumeration. In other cases, it was not feasible to make corrections. Hence the map does not always reflect the blocks as they existed on the ground at the time of the enumeration. For example, a block as shown on the map may have been divided into two blocks. The housing units in the newly subdivided blocks would be assigned the one block number shown on the map even though two blocks existed at the time of enumeration. On the other hand, two blocks as shown on the map may have been merged into one. In the enumeration, the intent was to identify which housing units were physically located in each of the two former blocks and assign the respective block number to each portion, even though only one block existed at the time of enumeration.

Content of the tables.—In the urbanized area block publication program, table 1 summarizes the statistics for each place of 2,500 inhabitants or more and table 2 contains the statistics for the individual blocks summarized to the tract or block numbering area. In the contract block program, one table provides statistics for individual blocks as well as summaries for each tract or block numbering area and each place or area.

In some instances, the blocked area excludes a part of a tract or excludes the rural portion of an extended city (a city having one or more large portions, usually at the boundary of the city, with relatively low population density). Therefore, the tract and place totals cover only the blocks included in this report.

Block identification, total population, and total year-round housing units are shown for every block containing living quarters. For some blocks, the table shows total population but no housing units because all the people live in group quarters. For other blocks, the table shows housing units but no population because all the units are vacant. Blocks (or tracts) with no year-round housing units and no population are shown on the map but do not appear in the tables.

Symbols.—Percents which round to less than 0.1 are not shown but indicated as zero. A dash "–" represents zero. Three dots " . . . " indicate that the data are being withheld to avoid disclosure of information for individual housing units, or that the base for an average, percentage, or ratio is too small for it to be shown. The symbol '#' next to a block number indicates that contract rent was allocated for 20 percent or more of the renter-occupied units. The dagger symbol (†) identifies blocks for which tabulations are not available because of processing errors. If there are any such blocks in the area covered by this report, population and housing unit counts for these blocks are presented on page XII; the summary figures for places and tracts (or block numbering areas) include data for these blocks; i.e., the totals contain the above-mentioned counts as well as imputed data for the various characteristics.

Data collection procedures. — The 1970 census was conducted primarily through self-enumeration. In 1960, self-enumeration was first introduced on a nationwide scale as a substitute for the traditional census direct interview.

A census questionnaire was delivered by postal carriers to every household several days before Census Day, April 1, 1970. This questionnaire contained certain explanatory information and was accompanied by an instruction sheet; in certain areas with comparatively large proportions of Spanish-speaking persons, a Spanish version of the instruction sheet was also enclosed.

In the larger metropolitan areas and some adjacent counties, altogether containing about three-fifths of the population of the United States, the household was requested to fill out and mail back the form on Census Day. Approximately 87 percent of the households did so. The mailed-back forms were reviewed by the census enumerator (or, in some lo-

calities, a census clerk) and if the form was determined to be incomplete or inconsistent, a followup was made. The bulk of these followups were made by telephone, the rest by personal visit. For the households which did not mail back their forms, a followup was also made, in almost all cases by personal visit and in the remainder by telephone. Vacant units were enumerated by personal visit.

For the remaining two-fifths of the population, the household was requested to fill out the form and give it to the enumerator when he called; approximately 80 percent did so. Incomplete and unfilled forms were completed by interview during the enumerator's visit.

Three types of questionnaires were used throughout the country: 80 percent of the households answered a form containing a limited number of population and housing questions, and the remainder, split into 15-percent and 5-percent samples, answered forms which contained these questions as well as a number of additional questions.

The subjects covered in this report are those which were collected on a 100-percent basis. That is, the questions for these subjects appeared on all three questionnaires, the 80-percent, 15-percent, and 5-percent forms.

Processing procedures.—The 1970 census questionnaires were specially designed to be processed by FOSDIC (Film Optical Sensing Device for Input to Computers). Respondents and enumerators (and for some few items, census clerks) marked the answers in predesignated positions which could be "read" by FOSDIC, from a microfilm copy of the questionnaire, onto computer magnetic tape.

The tape containing the information from the questionnaires was processed on the Census Bureau's computers through a number of editing and tabulation steps. One of the end results of this operation was a computer tape from which the tables in this report were prepared on a cathode-ray-tube phototypesetting machine at the Government Printing Office. Another end result was the summary tape which is available for purchase, as described in the "Publication and Computer Summary Tape Program" statement at the end of this report.

DEFINITIONS AND EXPLANATIONS OF SUBJECT CHARACTERISTICS

Self-enumeration and census questionnaire.—As stated in the introductory text of this report, the 1970 census was conducted primarily through self-enumeration. The response, therefore, was based principally on the questionnaire and its accompanying instruction sheet. Furthermore, census takers were instructed to read the questions directly from the questionnaire in their telephone and personal visit interviews. The questionnaire page containing the housing questions asked on a 100-percent basis and the page of the respondent instruction sheet which relates to these questions are reproduced on pages X and XI, respectively. The definitions and explanations given below for each subject are, to a considerable extent, drawn from various technical and procedural materials used in the collection of the data. This material helped the enumerative personnel to understand more fully the intent of each question and thus to resolve problems or unusual cases. Also included is certain explanatory information to assist the user in the proper utilization of the statistics.

Comparability with 1960 data.—Although the 1970 data are generally comparable with the data collected in 1960, certain changes have been introduced. The 1960 inquiry regarding owner occupancy has been subdivided to show a separate category for cooperatives and condominiums in 1970. The 1960 question on cooking equipment was broadened to cover "complete kitchen facilities" in 1970; i.e., an installed sink with piped water, a range or cookstove, and a mechanical refrigerator. On the other hand, the 1960 question on "condition of housing unit" (i.e., sound, deteriorating, or dilapidated) was eliminated because of serious problems with response reliability.

There have also been changes in the scope of some of the tabulations. Data on characteristics of housing units are limited in 1970 to year-round units because of the difficulty of obtaining reliable information for vacant units held for migratory labor or for seasonal occupancy. Moreover, the total counts of housing units given in this report for each block, tract or block numbering area, and place or area are limited to year-round housing units. (Counts of the total housing inventory, including vacant units held for migratory labor and seasonal occupancy, are given for census tracts in series PHC(1), and for States, cities, and counties in series HC(1)-A and HC(1)-B.)

The tabulations on value and contract rent refer to slightly different sets of housing units in 1970 than in 1960. Summarized generally, the difference is that the 1970 data exclude units on places of 10 acres or more whereas the 1960 data exclude units on farms; more specific information can be obtained by comparing the rent and value definitions in the present report with those in 1960 Census of Housing Volume I. Separate figures are shown in this report for occupied units with Negro head of household. In 1960, this type of tabulation related to the total of all

household heads other than white; Negro household heads constituted 95 percent of this total in 1960 for the Nation as a whole, but this proportion varied widely among areas.

Total population.—The total population is the count of all persons living in the block including those in group quarters. The population for each block is subdivided into the following groups expressed as percent of the total population: Negro, in group quarters, under 18 years, and 62 years and over.

In accordance with census practice dating back to 1790, each person enumerated in the 1970 census was counted as an inhabitant of his usual place of residence, which is generally construed to mean the place where he lives and sleeps most of the time. This place is not necessarily the same as his legal residence, voting residence, or domicile. In the vast majority of cases, however, the use of these different bases of classification would produce substantially the same statistics, although there may be appreciable differences for a few areas.

Implementation of this practice has resulted in the establishing of residence rules for certain categories of persons whose usual place of residence is not immediately clear. Furthermore, this practice means that persons were not always counted as residents of the place where they happened to be found by the census enumerators. Persons without a usual place of residence were, however, counted where they were enumerated. Detailed information on residence rules is given in the 1970 Census of Population PC(1)-A reports.

Housing units and group quarters.—All living quarters are classified in the census as either housing units or group quarters. Usually, living quarters are in structures intended for residential use (e.g., a one-family home, apartment house, hotel or motel, boarding house, mobile home or trailer, etc.). Living quarters may also be in structures intended for nonresidential use (e.g., the rooms in a warehouse where a watchman lives), as well as in tents, caves, old railroad cars, etc.

A housing unit is a house, an apartment, a group of rooms, or a single room occupied or intended for occupancy as separate living quarters. Separate living quarters are those in which the occupants do not live and eat with any other persons in the structure and which have either (1) direct access from the outside of the building or through a common hall or (2) complete kitchen facilities for the exclusive use of the occupants. The occupants may be a single family, one person living alone, two or more families living together, or any other group of related or nonrelated persons who share living arrangements (except as described in the next paragraph on group quarters). Both occupied and vacant housing units are included in the housing inventory, except that mobile homes, trailers, tents, etc. are included only if they are occupied.

Group quarters are living arrangements for institutional inmates or for other groups containing five or more persons not related to the person in charge. Group quarters are located most frequently in institutions, boarding houses, military barracks, college dormitories, fraternity and sorority houses, hospitals, monasteries, convents, and ships. A house or apartment is considered group quarters if it is shared by the person in charge and five or more persons unrelated to him, or if there is no person in charge, by six or more unrelated persons. Information on the housing characteristics of group quarters is not collected in the census.

Year-round housing units.—Data on housing characteristics in the 1970 census reports are limited to year-round housing units; i.e., all occupied units plus vacant units intended for year-round use. Vacant units intended for seasonal occupancy and vacant units held for migratory labor are excluded because it is difficult to obtain reliable information for them. In this report, the housing unit counts are also limited to year-round units. Counts of the total housing inventory, however, are given for census tracts in series PHC(1), and for States, cities, and counties in series HC(1)-A and HC(1)-B.

Occupied housing units.—A housing unit is classified as occupied if a person or group of persons is living in it at the time of enumeration or if the occupants are only temporarily absent, for example, on vacation. However, if the persons staying in the unit have their usual place of residence elsewhere, the unit is classified as vacant.

A count of vacant year-round units may be derived by subtracting the sum of owner- and renter-occupied from the total number of year-round units. The count of vacant year-round units thus obtained includes units for sale or rent, units sold or rented but not yet occupied by the new owner or renter, units held for the occasional use of the owner, and units held off the market for other reasons.

Race.—The classification by race shown for occupied housing units refers to the race of the head of the household occupying the unit. Units with Negro heads of household are shown separately as percentages of owner- and renter-occupied housing units. The concept of race as used by the Census Bureau does not denote clear-cut scientific definition of biological stock. Rather, the data repre-

sent essentially self-classification by people according to the race with which they identify themselves.

Tenure.—A housing unit is "owner occupied" if the owner or co-owner lives in the unit, even if it is mortgaged or not fully paid for. A cooperative or condominium unit is "owner occupied" only if the owner or co-owner lives in it. All other occupied units are classified as "renter occupied" including units rented for cash rent and those occupied without payment of cash rent.

Plumbing facilities. — The category "with all plumbing facilities" consists of units which have hot and cold piped water inside the structure as well as a flush toilet and a bathtub or shower inside the structure for exclusive use of the occupants of the unit. "Lacking some or all plumbing facilities" means that the unit does not have all three specified plumbing facilities (hot and cold piped water, as well as flush toilet and bathtub or shower inside the structure), or that the toilet or bathing facilities are also for the use of the occupants of other housing units.

Units in structure.—Statistics on the number of housing units in a structure are presented in terms of the number of units in one-unit structures and in structures of 10 or more units. The data on units in 10-or-more-unit structures, however, are based on responses to the inquiry on number of units at the building address (item A on facsimile of questionnaire), and therefore, may be understated in blocks containing structures with two or more addresses.

Persons per room.—"Persons per room" is computed by dividing the number of persons in the unit by the number of rooms in the unit. The category "1.01 or more persons per room" indicates an average of more than one person to a room. The figures are shown separately for all occupied units and for occupied units with all plumbing facilities.

Average number of rooms.—Rooms to be counted include whole rooms used for living purposes, such as living rooms, dining rooms, kitchens, bedrooms, finished recreation rooms, family rooms, etc. Not counted as rooms are bathrooms, porches, balconies, foyers, halls, half-rooms, kitchenettes, strip or pullman kitchens, utility rooms, unfinished attics, basements, or other space used for storage.

The average number of rooms (arithmetic mean) was computed by dividing the sum of the rooms for each tenure group by the number of owner- or renter-occupied units, respectively. The questionnaire contained a terminal category of "9 rooms or more." For purposes of the computation, the terminal category was given a mean value of 10. As a result, 10 rooms is the arbitrary maximum average which could be obtained for any block.

Average value.—Value is the respondent's estimate of how much the property (house and lot) would sell for if it were for sale. Value data are limited to owner occupied one-family houses on less than 10 acres, without a commercial establishment or medical office on the property. Cooperatives, condominiums, mobile homes, and trailers are excluded from the value tabulations.

The average value (arithmetic mean) was computed by dividing the sum of the values by the number of owner-occupied units for which value is shown. Value was reported in class intervals, the lowest and highest intervals being "Less than $5,000" and "$50,000 or more," respectively. For purposes of the computation, the midpoints of the intervals were used except that a mean of $3,500 was assigned for values less than $5,000 and a mean of $60,000 was assigned for values of $50,000 or more. As a result, $3,500 is the arbitrary minimum and $60,000 is the arbitrary maximum average which could be obtained for any block. Average value is rounded to the nearest hundred dollars.

Average contract rent.—Contract rent is the monthly rent agreed to, or contracted for, regardless of any furnishings, utilities, or services that may be included. Contract rent data exclude one-family homes on a place of ten acres or more. The average contract rent (arithmetic mean) was computed by dividing the sum of the rental amounts by the number of renter-occupied units for which cash rent was paid; units for which no cash rent was paid were excluded from the computation. Contract rent was reported in class intervals, the lowest and highest intervals being "less than $30" and "$300 or more," respectively. For purposes of the computation, the midpoints of the intervals were used except that a mean of $25 was assigned for rents less than $30 and a mean of $350 was assigned for rents of $300 or more. As a result, $25 is the arbitrary minimum and $350 the arbitrary maximum average which could be obtained for any block. Average contract rent is rounded to the nearest dollar.

One-person households.—The data in this column refer to the number of housing units occupied by only one person.

With female head of family.—Housing units are occupied by either "families" or "primary individuals." The term "family" refers to the head of

the household and all (one or more) other persons in the household related to the head by blood, marriage, or adoption. If nobody in the household is related to the head, then the unit is not occupied by a family but by a "primary individual."

A housing unit occupied by a "family" may or may not contain persons unrelated to the head of the family, such as roomers, boarders, servants, etc.

The category "female head of family" comprises all housing units occupied by families with female heads regardless of their marital status. Included are female heads of families with no spouse and female heads of families whose husbands are living away from their families, as for example, husbands in the Armed Forces living on military reservations.

With roomers, boarders, or lodgers.—This column refers to the number of housing units containing one or more roomers, boarders, or lodgers. Not included as "roomers, boarders, or lodgers" are foster children or wards, servants who live in, companions, and partners.

ACCURACY OF THE DATA

Editing.—Human and mechanical errors occur in any mass statistical operation such as a decennial census. Errors during the data collection phase can include failure to obtain required information from respondents, obtaining incorrect or inconsistent information, and recording information in the wrong place or incorrectly. Errors can also occur during the field review of the enumerator's work, the clerical handling of the questionnaires, and the various stages of the electronic processing of the material. Careful efforts are made in every census to keep the errors in each step at an acceptably low lovel. Quality control and check measures are utilized throughout the census operation. As was done for the 1950 and 1960 censuses, evaluative material on many aspects of the 1970 census will be published as soon as the appropriate data are accumulated and analyzed. A major concern in the evaluation work is to ascertain, insofar as possible, the degree of completeness of the count of both population and housing units.

The objective of the processing operation is to produce a set of statistics that describes the Nation's housing as accurately and clearly as possible. To meet this objective, certain unacceptable entries were edited.

Whenever information was missing, an allocation procedure was used to assign an entry, thereby eliminating the need for a "not reported" category in the tabulations. The assignment was based on related information reported for the housing unit or on information reported for a similar unit in the immediate neighborhood. For example, if tenure for an occupied unit was omitted but a rental amount was reported, the computer automatically edited tenure to "rented for cash rent." On the other hand, if the unit was reported as rented but the amount of rent was missing, the computer automatically assigned the rent that was reported for the preceding renter-occupied unit.

A similar procedure was used when the information reported for an item was inconsistent with other information reported for the unit. For example, if a housing unit was enumerated as having no piped water but having both a bathtub (or shower) and flush toilet for the exclusive use of the occupants of the unit, the computer edited water supply to "hot and cold water," a category considered to be consistent with the reported bathing and toilet facilities.

Specific tolerances were established for the number of computer allocations that would be permitted. If the number of corrections was beyond tolerance, the questionnaires in which the errors occurred were clerically reviewed. If it was found that the errors resulted from damaged questionnaires, improper microfilming, faulty reading by FOSDIC of undamaged questionnaires, or other types of machine failure, the questionnaires were reprocessed.

Block number check.—Through a detailed edit accomplished largely on the electronic computer, most of the errors in reporting block numbers were corrected. A control tape was created, listing the block numbers shown on the map for each enumeration district and each census tract. In certain large metropolitan areas, the control tape also contained the serial numbers assigned to each housing unit in the block. For each questionnaire, the computer compared the serial number and/or the block number, the enumeration district, and the census tract to the control tape. When an inconsistency was detected or when the block number on the questionnaire was blank, the computer changed the block number or assigned a number that was consistent with the control tape.

Specific tolerances were established for the number of block number changes and reassignments that would be permitted for each enumeration district. If the number was beyond tolerance, a clerical review was performed. In the clerical review, the enumerator's records were examined for comments and explanations, the addresses of the housing units involved were checked with the map, and block numbers were assigned as appropriate. Clerical review was required also when the control tape contained block numbers which were not reported by the enumerator.

FACSIMILE OF QUESTIONNAIRE PAGE SHOWING 100-PERCENT HOUSING QUESTIONS

A. How many living quarters, occupied and vacant, are at this address?

- One
- 2 apartments or living quarters
- 3 apartments or living quarters
- 4 apartments or living quarters
- 5 apartments or living quarters
- 6 apartments or living quarters
- 7 apartments or living quarters
- 8 apartments or living quarters
- 9 apartments or living quarters
- 10 or more apartments or living quarters
- This is a mobile home or trailer

Answer these questions for your living quarters

H1. Is there a telephone on which people in your living quarters can be called?

- Yes → What is the number? *Phone number*
- No

H2. Do you enter your living quarters—

- Directly from the outside or through a common or public hall?
- Through someone else's living quarters?

H3. Do you have complete kitchen facilities? *Complete kitchen facilities are a sink with piped water, a range or cook stove, and a refrigerator.*

- Yes, for this household only
- Yes, but also used by another household
- No complete kitchen facilities for this household

H4. How many rooms do you have in your living quarters? *Do not count bathrooms, porches, balconies, foyers, halls, or half-rooms.*

- 1 room
- 2 rooms
- 3 rooms
- 4 rooms
- 5 rooms
- 6 rooms
- 7 rooms
- 8 rooms
- 9 rooms or more

H5. Is there hot and cold piped water in this building?

- Yes, hot and cold piped water in this building
- No, only cold piped water in this building
- No piped water in this building

H6. Do you have a flush toilet?

- Yes, for this household only
- Yes, but also used by another household
- No flush toilet

H7. Do you have a bathtub or shower?

- Yes, for this household only
- Yes, but also used by another household
- No bathtub or shower

H8. Is there a basement in this building?

- Yes
- No, built on a concrete slab
- No, built in another way *(include mobile homes and trailers)*

H9. Are your living quarters—

- Owned or being bought by you or by someone else in this household? *Do not include cooperatives and condominiums here.*
- A cooperative or condominium which is owned or being bought by you or by someone else in this household?
- Rented for cash rent?
- Occupied without payment of cash rent?

H10a. Is this building a one-family house?

- Yes, a one-family house
- No, a building for 2 or more families or a mobile home or trailer

b. *If "Yes"*— Is this house on a place of 10 acres or more, or is any part of this property used as a commercial establishment or medical office?

- Yes, 10 acres or more
- Yes, commercial establishment or medical office
- No, none of the above

H11. *If you live in a one-family house which you own or are buying*— What is the value of this property; that is, how much do you think this property (house and lot) would sell for if it were for sale?

- Less than $5,000
- $5,000 to $7,499
- $7,500 to $9,999
- $10,000 to $12,499
- $12,500 to $14,999
- $15,000 to $17,499
- $17,500 to $19,999
- $20,000 to $24,999
- $25,000 to $34,999
- $35,000 to $49,999
- $50,000 or more

If this house is on a place of 10 acres or more, or if any part of this property is used as a commercial establishment or medical office, do not answer this question.

H12. *Answer this question if you pay rent for your living quarters.*

a. *If rent is paid by the month*—

What is the monthly rent?

Write amount here → $ _____ .00 *(Nearest dollar)*

and

Fill one circle

- Less than $30
- $30 to $39
- $40 to $49
- $50 to $59
- $60 to $69
- $70 to $79
- $80 to $89
- $90 to $99
- $100 to $119
- $120 to $149
- $150 to $199
- $200 to $249
- $250 to $299
- $300 or more

b. *If rent is not paid by the month*— What is the rent, and what period of time does it cover?

$ _____ .00 per

(Nearest dollar) *(Week, half-month, year, etc.)*

FOR CENSUS ENUMERATOR'S USE ONLY

a4. Block number	a5. Serial number
Ø ○ ○ ○ Ø	○ ○ ○ Ø
1 ○ ○ ○ 1	○ ○ ○ 1
2 ○ ○ ○ 2	○ ○ ○ 2
3 ○ ○ ○ 3	○ ○ ○ 3
4 ○ ○ ○ 4	○ ○ ○ 4
5 ○ ○ ○ 5	○ ○ ○ 5
6 ○ ○ ○ 6	○ ○ ○ 6
7 ○ ○ ○ 7	○ ○ ○ 7
8 ○ ○ ○ 8	○ ○ ○ 8
9 ○ ○ ○ 9	○ ○ ○ 9

B. Type of unit or quarters

Occupied

- First form
- Continuation

Vacant

- Regular
- Usual residence elsewhere

Group quarters

- First form
- Continuation

For a vacant unit, also fill C, D, A, H2 to H8, and H10 to H12

C. Vacancy status

Year round—

- For rent
- For sale only
- Rented or sold, not occupied
- Held for occasional use
- Other vacant

- Seasonal
- Migratory

D. Months vacant

- Less than 1 month
- 1 up to 2 months
- 2 up to 6 months
- 6 up to 12 months
- 1 year up to 2 years
- 2 years or more

C/O ○ ○

FACSIMILE OF RESPONDENT INSTRUCTIONS FOR THE 100-PERCENT HOUSING QUESTIONS

A. Mark only one circle. **This address** means the house or building number where your living quarters are located.

H1. Mark **Yes** and enter telephone number, even if the telephone is in another apartment or building.

H2. Mark the second circle only if you **must** go through someone else's living quarters to get to your own.

H3. The kitchen sink, stove, and refrigerator do **not** have to be in the same room.

Also used by another household means that someone else who lives in the same building, but is not a member of your household, also uses the equipment. Mark this circle also if the occupants of living quarters now vacant would also use the equipment.

H4. Count only whole rooms used for living purposes, such as living rooms, dining rooms, kitchens, bedrooms, finished recreation rooms, family rooms, etc. Do **not** count kitchenettes, strip or pullman kitchens; utility rooms; or unfinished attics, basements, or other space used for storage.

H5. Mark **hot water** even if you have it only part of the time.

H6, H7. See instructions for H3 for meaning of **Also used by another household.**

H8. A house has a **basement** if there is enclosed space in which persons can walk upright under all or part of the building. A house on a **concrete slab** has no basement and no air or crawl space below it. A house built **in another way** is one directly on the ground or resting on a foundation or posts to provide crawl space.

H9. **Owned or being bought** means that the living quarters are owned outright or are mortgaged. Also mark **Owned or being bought** if the living quarters are owned but the land is rented.

Mark **Rented for cash rent** if any money rent is paid. Rent may be paid by persons who are not members of your household.

Occupied without payment of cash rent includes, for example, a parsonage, a house or apartment provided free of rent by the owner, or a house or apartment occupied by a janitor or caretaker in exchange for services.

H10. **A commercial establishment** is easily recognized from the outside; for example, a grocery store or barber shop. A **medical office** is a doctor's or dentist's office regularly visited by patients. If your house is on a place of 10 acres or more **and** also contains a commercial establishment or medical office, mark **Yes, 10 acres or more.**

H11. Include the value of the house, the land it is on, and any other structures on the same property. If the house is owned but the land is rented, estimate the combined value of the house **and** the land.

H12. Report the rent agreed to or contracted for, even if the furnishings, utilities, or services are included.

a. If you pay rent by the month, write in the amount of rent and fill one circle.

b. If rent is **not** paid by the month, answer both parts of **b.** For example, **$20** per **week**, **$1,500** per **year**, etc.

H13. If exact costs are not known, estimate as closely as possible. Report amounts even if bills are unpaid or are paid by someone else. If the bills include utilities or fuel used also by another apartment or a business establishment, estimate the amounts for your own living quarters. If gas and electricity are billed together, enter the combined amount on the electricity line and bracket ({) the two utilities.

Table 1. **Characteristics of Housing Units and Population, for Places of 2,500 Inhabitants or More: 1970**

[Data exclude vacant seasonal and vacant migratory housing units. For minimum base for derived figures (percent, average, etc.) and meaning of symbols, see text]

Places	Total population	Percent of total population				Year-round housing units				Occupied housing units														
								Units in—		Owner					Renter					1.01 or more persons per room				
		Negro	In group quarters	Under 18 years	62 years and over	Total	Lacking some or all plumbing facilities	One unit structures	Structures of 10 or more units	Total	Lacking some or all plumbing facilities	Average number of rooms	Average value (dollars)	Percent Negro	Total	Lacking some or all plumbing facilities	Average number of rooms	Average contract rent (dollars)	Percent Negro	Total	With all plumbing facilities	One-person households	With female head of family	With roomers, boarders, or lodgers
Alamo	4291	–	–	46	9	1027	245	966	–	754	162	4.5	7500	–	207	54	3.6	46	–	369	250	100	131	16
Edinburg	17163	1	2	41	10	4640	727	4154	103	2918	344	4.8	10200	–	1325	255	3.6	64	1	1285	986	540	536	104
McAllen	37636	–	1	41	11	10941	1526	9189	339	6270	479	5.2	13500	–	3667	810	3.7	69	–	2479	1779	1370	1211	124
Mission	13043	–	–	43	11	3684	703	3444	16	2182	272	4.9	9100	–	1040	252	3.9	49	1	952	684	393	394	22
Pharr	15829	–	1	45	9	4079	1024	3628	89	2639	553	4.6	7700	–	1063	316	3.6	47	–	1382	886	478	471	24
San Juan	5070	–	–	42	10	1359	379	1294	–	951	211	4.7	7800	–	275	103	3.6	49	–	400	225	163	137	3

[Data exclude vacant seasonal and vacant migratory housing units. For minimum base for derived figures (percent, average, etc.) and meaning of symbols, see text]

Blocks Within Census Tracts	Total population	Percent of total population: Negro	Percent of total population: In group quarters	Percent of total population: Under 18 years	Percent of total population: 62 years and over	Year-round housing units: Total	Year-round housing units: Lacking some or all plumbing facilities	Units in—: One-unit structures	Units in—: Structures of 10 or more units	Occupied housing units: Owner: Total	Owner: Lacking some or all plumbing facilities	Owner: Average number of rooms	Owner: Average value (dollars)	Owner: Percent Negro	Renter: Total	Renter: Lacking some or all plumbing facilities	Renter: Average number of rooms	Renter: Average contract rent (dollars)	Renter: Percent Negro	1.01 or more persons per room: Total	1.01 or more persons per room: With all plumbing facilities	One-person households	With female head of family	With roomers, boarders, or lodgers
201	3526	–	–	50	7	899	386	877	–	462	141	4.3	5500	–	266	129	3.7	32	1	353	204	65	109	7
102	23	–	–	57	9	7	2	7	–	3	...	...	...	–	1	...	...	...	–	...	...	...	...	...
103#	71	7	–	52	7	20	9	20	–	8	3	3.9	3800	–	9	4	3.2	26	22	8	4	2	5	–
104#	77	3	–	61	4	21	19	21	–	2	...	...	...	...	12	11	2.6	26	8	8	2	4	1	2
105	18	–	–	39	17	5	5	4	–	3	...	...	...	–	2	...	...	...	–	2	–	–	–	–
107	31	–	–	39	19	13	5	13	–	6	1	3.8	6200	–	1	...	...	...	–	2	1	–	2	–
108	2	...	...	...	...	1	...	...	...	...	...	...	...	...	...	...	...	...	...	...	...	...	...	...
110	30	–	–	30	20	11	3	11	–	5	–	6.2	...	–	4	...	...	...	–	2	2	3	3	–
111	24	–	–	46	25	8	1	8	–	6	–	4.7	7800	–	1	...	...	...	–	1	1	1	–	1
112	25	–	–	12	36	11	4	11	–	7	1	4.1	3900	–	1	...	...	...	–	2	2	–	3	–
113	70	–	–	14	17	24	10	24	–	16	5	4.6	5300	–	5	3	3.4	...	–	5	2	3	4	1
115#	86	–	–	40	15	29	16	29	–	11	3	4.7	5400	–	13	8	3.0	25	–	10	4	3	2	–
116	47	–	–	49	9	18	15	18	–	4	...	...	...	–	8	6	2.8	28	–	6	2	3	4	–
117	46	–	–	46	9	12	6	12	–	5	–	5.6	8200	–	3	...	...	...	–	5	3	–	1	–
118	29	–	–	45	10	7	4	7	–	5	3	4.8	4100	–	1	...	...	...	–	2	1	–	2	–
120	61	–	–	49	3	13	3	13	–	10	3	4.5	6500	–	3	...	...	...	–	5	3	–	1	–
121	87	–	–	49	3	19	1	19	–	17	–	4.5	6000	–	1	...	...	...	–	7	7	–	4	–
122	142	–	–	63	1	21	–	21	–	15	–	4.4	5700	–	6	–	4.5	...	–	13	13	–	5	–
123	46	–	–	57	7	11	2	11	–	9	–	5.0	4700	–	–	–	–	–	–	4	4	–	2	–
124	29	–	–	59	3	4	...	...	...	...	...	...	...	–	...	...	...	...	–	...	...	...	...	...
125	3	...	...	...	...	2	...	...	...	...	...	...	...	...	...	...	...	...	...	...	...	...	...	...
126	68	–	–	46	2	14	4	14	–	7	1	5.0	6500	–	5	1	4.0	...	–	6	5	–	1	1
201	78	–	–	56	1	24	10	24	–	4	...	...	...	–	11	8	3.8	–	–	9	3	–	1	–
202	23	–	–	44	4	7	5	7	–	6	4	4.7	4400	–	1	...	...	...	–	–	–	2	1	–
203	29	–	–	45	3	9	2	9	–	8	1	4.5	3800	–	–	–	–	–	–	2	2	1	1	–
205	116	–	–	57	3	25	3	25	–	10	1	3.8	5400	–	12	1	4.2	...	–	13	12	1	3	–
206	120	–	–	53	3	24	8	24	–	7	1	4.6	4900	–	14	7	3.8	...	–	13	8	–	2	–
207	82	–	–	61	1	19	11	19	–	8	4	5.1	5400	–	6	5	4.2	–	–	9	1	–	2	–
208	5	–	–	–	60	5	3	5	–	1	...	...	...	–	2	...	...	...	–	...	...	...	...	...
209	14	–	–	36	7	3	...	...	...	...	...	...	...	–	...	...	...	...	–	...	...	...	...	...
210	36	–	–	42	11	13	2	13	–	5	–	4.2	4100	–	3	...	...	...	–	3	3	1	1	–
211	101	–	–	52	2	17	4	17	–	12	2	4.5	4700	–	3	...	...	...	–	11	8	–	1	–
212	167	–	–	71	1	22	6	22	–	13	4	4.1	5300	–	8	1	4.6	–	–	14	11	2	1	–
213	69	–	–	41	12	15	7	15	–	6	2	5.0	4400	–	5	2	4.4	...	–	7	5	–	1	–
214	59	–	–	37	14	14	8	14	–	10	6	3.3	5800	–	4	...	...	...	–	9	5	2	3	–
215	29	–	–	35	7	13	6	13	–	6	1	5.2	5800	–	3	...	...	...	–	2	1	3	1	–
216	20	–	–	50	15	7	4	4	–	–	–	–	–	–	5	2	2.8	...	–	3	2	1	2	–
217#	58	–	–	48	14	19	17	19	–	1	...	...	...	–	15	14	2.6	28	–	9	1	2	5	1
218	30	–	–	40	33	10	4	9	–	7	2	4.6	4000	–	2	...	...	...	–	2	2	3	3	–
219	139	–	–	42	13	39	19	39	–	18	7	3.4	4400	–	18	11	3.8	33	–	17	7	2	10	–
220	22	–	–	36	9	6	3	6	–	4	...	...	...	–	2	...	...	...	–	2	1	1	1	–
221	11	–	–	46	–	3	...	...	...	...	...	...	...	–	...	...	...	...	–	...	...	...	...	...
223	106	–	–	49	7	26	15	24	–	13	4	4.3	3700	–	7	5	3.3	...	–	13	5	2	3	–
224	42	–	–	60	5	6	2	5	–	3	...	...	...	–	3	...	...	...	–	4	2	–	1	–
301	331	–	–	49	5	82	26	81	–	38	12	4.3	8900	–	31	12	4.1	50	–	34	20	4	12	1
302	148	–	–	52	4	27	8	27	–	18	6	3.8	4600	–	7	2	3.4	–	–	16	11	1	5	–
303	30	–	–	40	20	14	11	14	–	8	7	3.9	3500	–	–	–	–	–	–	4	–	2	1	–
304	69	–	–	51	6	17	5	17	–	11	4	4.5	4300	–	2	...	...	...	–	7	4	2	1	–
305	68	–	–	53	4	12	3	12	–	7	2	3.6	5400	–	5	1	4.8	...	–	9	6	–	2	–
306	55	–	–	49	13	13	2	13	–	7	2	4.6	3500	–	5	–	4.4	–	–	6	4	1	1	–
307	34	–	–	47	6	11	3	10	–	3	...	...	...	–	6	3	3.8	–	–	3	2	4	–	–
309	36	–	–	28	17	14	–	13	–	13	–	4.7	8500	–	1	...	...	...	–	1	1	3	–	–
311	35	–	–	66	3	6	2	6	–	5	1	5.2	4100	–	–	–	–	–	–	3	2	–	1	–
314	5	–	–	60	–	1	...	...	...	...	...	...	...	–	...	...	...	...	–	...	...	...	...	...
315	15	–	–	40	7	4	...	...	...	...	...	...	...	–	...	...	...	...	–	...	...	...	...	...
316	24	–	–	58	8	4	...	...	...	...	...	...	...	–	...	...	...	...	–	...	...	...	...	...
317	16	–	–	38	19	7	5	7	–	3	...	...	...	–	–	–	–	–	–	...	...	...	...	...
318	–	–	–	–	–	2	...	...	...	...	...	...	...	–	...	...	...	...	–	...	...	...	...	...
319	8	–	–	50	–	5	5	5	–	1	...	...	...	–	–	–	–	–	–	...	...	...	...	...
320	14	–	–	43	–	5	5	5	–	3	...	...	...	–	–	–	–	–	–	...	...	...	...	...
321	5	–	–	60	–	1	...	...	...	...	...	...	...	–	...	...	...	...	–	...	...	...	...	...
322	25	–	–	48	–	7	5	6	–	5	3	4.2	...	–	1	...	...	...	–	2	1	–	–	–
323	50	–	–	64	2	14	11	13	–	7	5	3.9	4600	–	1	...	...	...	–	5	1	–	–	–
901	35	–	–	37	9	11	6	11	–	7	2	4.9	5100	–	1	...	...	...	–	4	2	–	–	–
903	10	–	–	60	–	3	...	...	...	...	...	...	...	–	...	...	...	...	–	...	...	...	...	...
904	30	–	–	60	–	6	2	4	–	4	...	...	...	–	2	...	...	...	–	2	1	–	–	–
905	9	–	–	–	22	7	3	7	–	4	...	...	...	–	–	–	–	–	–	...	...	...	...	...
906	93	–	–	61	3	26	25	22	–	13	12	3.6	4400	–	–	–	–	–	–	10	1	–	–	–
907	10	–	–	40	–	3	...	...	...	...	...	...	...	–	...	...	...	...	–	...	...	...	...	...
202	3187	–	–	45	9	859	159	811	–	523	71	4.7	7700	–	213	31	4.1	50	–	246	198	64	70	7
101	112	–	–	49	10	23	–	21	–	19	–	4.8	11500	–	3	...	...	...	–	11	11	1	3	–
102	30	–	–	43	–	11	1	11	–	8	–	5.5	9100	–	–	–	–	–	–	1	1	–	–	–
103	72	–	–	46	4	18	–	17	–	15	–	4.1	6000	–	2	...	...	...	–	7	7	2	3	–
104	77	–	–	46	7	18	–	18	–	13	–	3.8	5800	–	5	–	4.0	51	–	8	8	–	–	–
105	64	–	–	45	8	18	–	17	–	13	–	4.8	6000	–	3	...	...	...	–	5	5	2	1	1
106	36	–	–	31	14	12	–	12	–	9	–	4.4	7900	–	3	...	...	...	–	2	2	–	2	–
107	44	–	–	50	5	12	1	11	–	8	1	4.6	7300	–	4	...	...	...	–	2	2	2	2	–
108	39	–	–	33	10	10	–	9	–	8	–	5.0	6100	–	2	...	...	...	–	3	3	1	–	–
109	58	–	–	67	–	9	–	9	–	–	–	–	–	–	8	–	5.6	45	–	5	5	–	1	–
110	58	–	–	69	3	10	–	10	–	1	...	...	...	–	8	–	5.4	49	–	6	6	1	3	–
111	38	–	–	40	8	11	–	11	–	7	–	5.1	12700	–	4	...	...	...	–	1	1	2	2	–
112	72	–	–	49	4	16	–	16	–	11	–	5.5	11900	–	5	–	5.4	...	–	4	4	–	2	–
113	49	–	–	47	6	11	–	11	–	11	–	5.5	11700	–	–	–	–	–	–	3	2	–	–	–
114	48	–	–	40	2	11	–	11	–	8	–	5.5	13700	–	3	...	...	...	–	1	1	–	–	–
115	15	–	–	40	13	4	...	...	...	...	...	...	...	–	...	...	...	...	–	...	...	...	...	...
117	8	–	–	25	38	4	...	...	...	...	...	...	...	–	...	...	...	...	–	...	...	...	...	...
118	29	–	–	24	17	14	–	13	–	4	...	...	...	–	7	–	3.6	57	–	2	2	3	3	–
119	26	–	–	27	15	8	–	8	–	5	–	6.4	...	–	3	...	...	...	–	1	1	2	–	–
120	22	–	–	18	50	12	–	9	–	6	–	6.5	17500	–	5	–	3.6	63	–	1	1	4	–	–

[Data exclude vacant seasonal and vacant migratory housing units. For minimum base for derived figures (percent, average, etc.) and meaning of symbols, see text]

Blocks Within Census Tracts	Total population	Percent of total population				Year-round housing units				Occupied housing units														
								Units in—		Owner					Renter					1.01 or more persons per room				
	Total population	Negro	In group quarters	Under 18 years	62 years and over	Total	Lacking some or all plumbing facilities	One-unit structures	Structures of 10 or more units	Total	Lacking some or all plumbing facilities	Average number of rooms	Average value (dollars)	Percent Negro	Total	Lacking some or all plumbing facilities	Average number of rooms	Average contract rent (dollars)	Percent Negro	Total	With all plumbing facilities	One-person households	With female head of family	With roomers, boarders, or lodgers
121	11	–	–	27	18	5	–	5	–	5	–	4.2	5700	–	–	–	–	–	–	–	–	2	–	–
122	28	–	–	14	14	15	–	15	–	6	–	5.0	9200	–	7	–	4.0	40	–	–	–	5	1	1
123	36	–	–	44	3	9	–	9	–	3	...	...	...	–	5	–	4.0	53	–	3	3	–	2	–
124	43	–	–	21	12	12	–	12	–	6	–	6.0	6600	–	6	–	4.2	48	–	1	1	–	2	–
125	21	–	–	19	24	10	1	9	–	5	1	4.8	10200	–	3	...	...	...	–	1	1	2	1	–
126#	22	–	–	14	50	14	1	11	–	4	...	...	...	–	9	1	3.2	51	–	1	1	8	2	–
127	65	–	–	45	6	18	1	14	–	8	–	5.1	7500	–	8	–	3.6	48	–	5	5	2	1	–
128	36	–	–	36	11	12	2	12	–	6	–	5.7	6600	–	4	...	...	...	–	3	3	1	1	–
129	15	–	–	47	–	4	...	...	...	...	...	...	...	–	...	...	...	...	–	...	...	...	...	...
201	90	–	–	41	9	19	2	19	–	15	1	4.1	4700	–	3	...	...	...	–	9	8	–	3	–
203	113	–	–	44	11	33	2	31	–	19	1	4.8	6800	–	9	–	3.4	42	–	7	7	2	1	–
205	65	–	–	46	5	19	12	19	–	8	3	4.6	6200	–	5	5	3.2	...	–	6	2	–	1	–
206	104	–	–	46	4	25	11	25	–	15	4	5.1	7000	–	3	...	...	...	–	9	6	–	1	–
207	30	–	–	43	10	10	3	10	–	6	1	4.7	4400	–	1	...	...	...	–	3	3	–	1	–
208	45	–	–	56	2	14	6	14	–	9	2	4.8	7600	–	1	...	...	...	–	2	1	–	2	–
209	157	–	–	45	4	40	17	39	–	28	8	4.4	5900	–	4	...	...	...	–	13	8	1	4	2
210	234	–	–	47	6	58	18	58	–	36	7	4.5	6800	–	9	1	4.1	40	–	26	21	2	3	–
211	120	–	–	53	1	25	–	25	–	20	–	5.2	9700	–	4	...	...	...	–	9	9	–	2	–
212	14	–	–	43	7	5	1	5	–	4	...	...	...	–	–	–	–	–	–	...	...	...	...	...
213	30	–	–	57	3	7	–	7	–	5	–	4.4	5100	–	1	...	...	...	–	3	3	–	–	–
214	49	–	–	53	8	9	2	9	–	6	1	5.5	7000	–	2	...	...	...	–	4	[illegible]	–	–	–
215	52	–	–	31	17	12	2	10	–	7	1	4.7	...	–	5	1	2.6	35	–	3	3	2	1	–
216	22	–	–	50	18	6	3	6	–	4	...	...	...	–	1	...	...	...	–	2	2	1	2	–
217	12	–	–	25	33	5	–	5	–	3	...	...	...	–	1	...	...	...	–	...	...	...	...	...
218#	37	–	–	35	5	11	–	10	–	5	–	4.0	...	–	5	–	5.0	51	–	2	2	3	1	–
219	14	–	–	29	14	10	–	10	–	3	...	...	...	–	1	...	...	...	–	...	...	...	...	...
221	26	–	–	54	–	4	...	...	...	...	...	...	...	–	...	...	...	...	–	...	...	...	...	...
222	26	–	–	27	23	10	1	10	–	6	1	3.5	7900	–	2	...	...	...	–	2	1	1	2	–
224	13	–	–	69	–	2	...	...	...	...	...	...	...	–	...	...	...	...	–	...	...	...	...	...
226	6	–	–	–	50	8	5	2	–	1	...	...	...	–	2	...	...	...	–	...	...	...	...	...
229	–	–	–	–	–	1	...	...	...	...	...	...	...	–	...	...	...	...	–	...	...	...	...	...
230	20	–	–	30	35	7	2	7	–	5	2	4.4	...	–	–	–	–	–	–	1	1	–	1	–
906	38	–	–	50	3	6	2	5	–	6	2	5.3	12900	–	–	–	–	–	–	4	2	–	–	–
907	26	–	–	39	8	9	6	8	–	5	3	4.2	...	–	2	...	...	...	–	3	–	1	1	–
908	56	–	–	66	4	11	9	11	–	7	5	3.7	4600	–	1	...	...	...	–	7	2	–	–	–
910	25	–	–	48	–	7	2	7	–	5	1	3.8	4600	–	2	...	...	...	–	1	1	–	–	–
919	27	–	–	56	4	4	...	...	...	...	...	...	...	–	...	...	...	...	–	...	...	...	...	...
920	4	...	...	...	...	1	...	...	...	...	...	...	...	...	...	...	...	...	...	...	...	...	...	...
922	19	–	–	68	5	4	...	...	...	...	...	...	...	–	...	...	...	...	–	...	...	...	...	...
923	22	–	–	59	5	7	1	7	–	4	...	...	...	–	1	...	...	...	–	2	1	1	–	–
924	29	–	–	31	10	8	1	8	–	4	...	...	...	–	3	...	...	...	–	1	1	–	1	–
925	22	–	–	59	–	6	4	6	–	3	...	...	...	–	1	...	...	...	–	...	...	...	...	...
926	14	–	–	43	–	3	...	...	...	...	...	...	...	–	...	...	...	...	–	...	...	...	...	...
927	14	–	–	43	14	3	...	...	...	...	...	...	...	–	...	...	...	...	–	...	...	...	...	...
930	209	–	–	49	11	47	19	46	–	34	14	4.0	4700	–	8	2	4.1	25	–	20	15	1	3	2
931	4	...	...	...	...	1	...	...	...	...	...	...	...	...	...	...	...	...	...	...	...	...	...	...
932	40	–	–	43	18	10	3	9	–	4	...	...	...	–	5	3	4.2	...	–	4	2	1	1	–
933	3	...	...	...	...	1	...	...	...	...	...	...	...	...	...	...	...	...	...	...	...	...	...	...
934	44	–	–	7	55	21	1	9	–	17	–	3.9	...	–	3	...	...	...	–	–	–	5	–	–
935	4	...	...	...	...	2	...	...	...	...	...	...	...	...	...	...	...	...	...	...	...	...	...	...
936	12	–	–	58	17	2	...	...	...	...	...	...	...	–	...	...	...	...	–	...	...	...	...	...
937	10	–	–	50	10	6	1	6	–	3	...	...	...	–	–	–	–	–	–	...	...	...	...	...
938	14	–	–	50	7	3	...	...	...	...	...	...	...	–	...	...	...	...	–	...	...	...	...	...
939	18	–	–	39	6	5	2	4	–	3	...	...	...	–	2	...	...	...	–	1	1	–	–	–
940	8	–	–	50	–	1	...	...	...	...	...	...	...	–	...	...	...	...	–	...	...	...	...	...
941	2	...	...	...	...	1	...	...	...	...	...	...	...	...	...	...	...	...	...	...	...	...	...	...
944	5	–	–	60	–	1	...	...	...	...	...	...	...	–	...	...	...	...	–	...	...	...	...	...
945	12	–	–	42	8	3	...	...	...	...	...	...	...	–	...	...	...	...	–	...	...	...	...	...
946	3	...	...	...	...	1	...	...	...	...	...	...	...	...	...	...	...	...	...	...	...	...	...	...
948	30	–	–	47	3	5	1	5	–	4	...	...	...	–	1	...	...	...	–	2	1	–	1	–
952	–	–	–	–	–	1	...	...	...	...	...	...	...	–	...	...	...	...	–	...	...	...	...	...
953	20	–	–	55	–	8	1	8	–	1	...	...	...	–	2	...	...	...	–	...	...	...	...	...
203	3285	–	1	34	16	1141	30	970	14	773	10	5.6	15200	–	271	8	4.2	71	–	98	88	183	59	4
102	54	–	–	41	7	16	–	16	–	13	–	6.0	15100	–	3	...	...	...	–	–	–	2	–	–
103	54	–	–	35	11	18	–	17	–	15	–	5.3	10900	–	3	...	...	...	–	–	–	1	3	–
104	49	–	–	31	12	16	–	15	–	14	–	5.8	13800	–	1	...	...	...	–	–	–	–	1	–
105	41	–	–	22	29	15	–	15	–	12	–	5.4	17500	–	2	...	...	...	–	–	–	1	–	–
106	49	–	–	37	6	17	–	16	–	11	–	5.4	13800	–	4	...	...	...	–	1	1	2	–	–
107	29	–	–	41	10	15	–	6	–	4	...	...	...	–	4	...	...	...	–	1	1	–	1	–
108	59	–	–	31	17	26	–	18	–	14	–	5.4	20300	–	7	–	4.9	75	–	1	1	4	1	–
109	70	–	–	30	11	18	–	18	–	18	–	6.5	24100	–	–	–	–	–	–	1	1	–	2	–
111	39	–	–	44	3	12	–	12	–	12	–	6.1	21100	–	–	–	–	–	–	1	1	3	–	–
112	48	–	–	46	–	12	–	12	–	11	–	6.4	28400	–	1	...	...	...	–	4	4	–	–	–
114	16	–	–	25	6	6	–	6	–	6	–	5.7	22100	–	–	–	–	–	–	–	–	–	–	–
117	51	–	–	37	20	17	1	16	–	15	1	5.1	12900	–	1	...	...	...	–	2	1	3	1	–
118	9	–	–	–	67	3	...	...	...	...	...	...	...	–	...	...	...	...	–	...	...	...	...	...
119	17	–	–	29	6	7	–	6	–	7	–	4.4	8200	–	–	–	–	–	–	–	–	2	–	–
120	20	–	–	20	25	8	–	8	–	5	–	5.8	...	–	3	...	...	...	–	–	–	3	2	1
121	20	–	–	20	20	7	–	4	–	5	–	6.0	...	–	2	...	...	...	–	–	–	–	1	–
122#	56	–	–	66	4	10	–	10	–	4	...	...	...	–	5	–	5.0	49	–	4	4	1	–	–
123	30	–	–	33	17	10	–	10	–	9	–	5.1	9600	–	–	–	–	–	–	–	–	2	–	–
124#	36	–	–	11	28	23	–	14	–	12	–	4.8	14500	–	7	–	2.7	61	–	–	–	6	–	–
125	18	–	–	22	17	8	–	–	–	7	–	3.7	–	–	1	...	...	...	–	–	–	2	–	–
205	4	...	...	...	...	2	...	...	...	...	...	...	...	...	...	...	...	...	...	...	...	...	...	...
207	5	–	–	–	100	3	...	...	...	...	...	...	...	–	...	...	...	...	–	...	...	...	...	...
209#	34	–	–	50	3	9	–	9	–	1	...	...	...	–	8	–	3.4	50	–	7	7	–	1	–
210	14	–	–	36	–	5	–	5	–	3	...	...	...	–	–	–	–	–	–	...	...	...	...	...
211	20	–	–	15	15	6	–	6	–	3	...	...	...	–	2	...	...	...	–	2	2	1	–	–

[Data exclude vacant seasonal and vacant migratory housing units. For minimum base for derived figures (percent, average, etc.) and meaning of symbols, see text]

Blocks Within Census Tracts	Total population	Percent of total population: Negro	In group quarters	Under 18 years	62 years and over	Year-round housing units: Total	Lacking some or all plumbing facilities	Units in—: One-unit structures	Structures of 10 or more units	Occupied housing units: Owner: Total	Lacking some or all plumbing facilities	Average number of rooms	Average value (dollars)	Percent Negro	Renter: Total	Lacking some or all plumbing facilities	Average number of rooms	Average contract rent (dollars)	Percent Negro	1.01 or more persons per room: Total	With all plumbing facilities	One-person households	With female head of family	With roomers, boarders, or lodgers
212	38	–	–	37	26	11	–	11	–	9	–	6.8	11200	–	2	...	...	...	–	1	1	1	–	–
213	34	–	–	47	9	10	2	10	–	5	2	5.2	8300	–	4	...	...	...	–	2	1	–	1	–
214	54	–	–	50	13	14	–	13	–	12	–	5.5	8000	–	2	...	...	...	–	4	4	3	2	–
215#	31	–	–	26	19	12	–	10	–	5	–	6.2	9300	–	7	–	4.7	54	–	–	–	3	2	–
216	22	–	–	23	27	13	–	9	–	10	–	4.7	12300	–	1	...	...	...	–	–	–	5	1	–
218	10	–	–	30	10	5	–	2	–	3	...	...	...	–	1	...	...	...	–	...	...	...	...	...
219	24	–	–	21	25	11	–	10	–	6	–	5.5	5200	–	4	...	...	...	–	–	–	3	–	–
220	23	–	–	13	39	14	–	13	–	9	–	4.4	8100	–	2	...	...	...	–	–	–	3	1	–
221	6	–	–	17	33	2	...	...	...	...	...	...	...	–	...	...	...	...	–	...	...	...	...	...
223	35	–	–	29	17	11	–	10	–	8	–	5.5	10300	–	3	...	...	...	–	2	2	2	1	–
301	31	–	–	26	36	12	1	10	–	7	–	5.1	10200	–	5	1	4.8	73	–	–	–	2	1	–
302	32	–	–	34	16	9	–	9	–	6	–	6.5	16900	–	3	...	...	...	–	1	1	–	1	–
303	33	–	–	36	27	16	–	10	–	9	–	4.9	14600	–	4	...	...	...	–	1	1	5	–	–
304	43	–	–	42	7	13	–	13	–	8	–	5.0	9100	–	4	...	...	...	–	2	2	2	–	–
305	19	–	–	21	37	9	–	8	–	5	–	5.2	11000	–	4	...	...	...	–	–	–	3	1	–
306	16	–	–	38	19	6	–	2	–	1	...	...	...	–	5	–	2.4	...	–	2	2	4	–	–
307#	26	–	–	19	19	13	–	5	–	2	...	...	...	–	9	–	3.4	51	–	1	1	5	1	–
308	16	–	–	50	6	6	–	5	–	1	...	...	...	–	4	...	...	...	–	–	–	2	–	–
309	39	–	–	8	26	25	–	6	12	4	...	...	...	–	18	–	2.9	62	–	–	–	9	–	–
310	17	–	–	35	12	7	–	6	–	5	–	4.8	...	–	2	...	...	...	–	–	–	2	2	–
311	76	–	–	33	16	29	–	27	–	20	–	5.2	12100	–	6	–	4.2	80	–	3	3	9	1	–
312	48	–	–	27	29	23	–	18	–	13	–	5.3	14500	–	6	–	4.0	...	–	2	2	5	–	–
314	12	–	–	–	25	7	–	6	1	4	...	...	...	–	3	...	...	...	–	–	–	3	–	–
315	32	–	–	44	19	9	–	9	–	7	–	5.0	8000	–	1	...	...	...	–	3	3	1	1	–
316	10	–	–	40	–	4	...	...	...	...	...	...	...	–	...	...	...	...	–	...	...	...	...	...
317#	11	–	–	–	55	9	–	3	–	3	...	...	...	–	5	–	2.8	65	–	–	–	5	–	–
318	11	–	–	46	9	2	...	...	...	...	...	...	...	–	...	...	...	...	–	...	...	...	...	...
319	9	–	–	–	67	11	–	7	–	2	...	...	...	–	3	...	...	...	–	–	–	2	–	–
320	34	–	–	47	12	13	–	9	–	5	–	5.4	...	–	6	–	3.3	53	–	2	2	2	5	–
321	95	1	–	37	19	36	1	33	–	24	–	6.2	18100	–	6	1	3.8	67	17	2	2	4	1	–
322	17	–	–	47	6	4	...	...	...	...	...	...	...	–	...	...	...	...	–	...	...	...	...	...
323	10	–	–	10	10	4	...	...	...	...	...	...	...	–	...	...	...	...	–	...	...	...	...	...
324	9	–	–	33	44	3	...	...	...	...	...	...	...	–	...	...	...	...	–	...	...	...	...	...
326	179	–	–	36	11	56	1	43	–	47	–	5.1	12200	–	6	1	4.8	63	–	8	7	3	3	–
327	64	–	–	50	19	14	5	12	–	11	2	5.5	18300	–	3	...	...	...	–	5	1	4	1	1
328	43	–	–	12	16	18	–	18	–	12	–	5.6	18400	–	5	–	5.8	...	–	–	–	1	–	–
901	100	–	–	28	24	42	1	41	–	30	–	5.0	13300	–	7	–	4.1	76	–	1	1	6	2	–
902	43	–	–	54	2	10	–	10	–	10	–	5.7	12900	–	–	–	–	–	–	–	–	–	–	–
903	42	–	–	52	–	10	–	10	–	7	–	6.4	14200	–	2	...	...	...	–	1	1	–	–	–
906	4	...	...	...	...	1	...	...	...	...	...	...	...	...	...	...	...	...	...	...	...	...	...	...
908#	93	–	–	27	20	41	5	37	–	26	1	6.3	12100	–	10	–	4.9	79	–	–	–	11	3	–
910	7	–	–	43	–	3	...	...	...	...	...	...	...	–	...	...	...	...	–	...	...	...	...	...
911	12	–	–	50	–	3	...	...	...	...	...	...	...	–	...	...	...	...	–	...	...	...	...	...
912	32	–	–	31	9	8	–	8	–	8	–	7.8	34600	–	–	–	–	–	–	–	–	–	–	–
913	70	–	–	41	14	22	5	22	–	17	1	5.9	17700	–	1	...	...	...	–	2	1	2	2	–
914#	174	–	–	31	13	53	1	53	–	41	–	6.0	19800	–	10	–	5.2	109	–	2	2	1	4	–
915	107	–	–	29	15	39	1	38	–	28	–	5.8	21000	–	6	1	4.7	...	–	2	2	8	2	–
916#	106	–	19	26	29	27	2	21	–	22	2	4.5	11400	–	5	–	4.0	110	–	6	5	6	–	–
919	31	–	–	55	–	6	–	6	–	5	–	5.8	...	–	1	...	...	...	–	1	1	–	–	–
920	11	–	–	18	9	4	...	...	...	...	...	...	...	–	...	...	...	...	–	...	...	...	...	...
921	105	–	–	25	25	38	3	33	–	29	1	5.6	10200	–	7	–	3.9	95	–	3	3	6	1	–
922#	297	–	3	38	9	84	1	71	1	57	–	5.8	17300	–	26	1	3.7	79	–	13	12	11	4	–
204	5251	–	–	44	11	1427	420	1384	2	832	209	4.6	6300	–	388	113	3.8	40	2	434	266	143	181	5
101	468	–	–	43	16	140	34	126	2	72	20	4.4	4600	–	50	7	3.2	30	–	39	22	28	21	–
102	9	–	–	22	–	4	...	...	...	...	...	...	...	–	...	...	...	...	–	...	...	...	...	...
103	10	–	–	60	–	2	...	...	...	...	...	...	...	–	...	...	...	...	–	...	...	...	...	...
104	60	–	–	47	5	12	6	12	–	8	2	5.6	4800	–	1	...	...	...	–	4	2	–	–	–
105	41	–	–	44	22	11	6	11	–	7	4	3.6	5000	–	3	...	...	...	–	4	2	2	1	–
106	25	–	–	40	4	7	2	7	–	4	...	...	...	–	2	...	...	...	–	2	1	–	–	1
107	33	–	–	55	9	8	2	8	–	4	...	...	...	–	3	...	...	...	–	3	2	1	1	–
108	38	3	–	34	24	11	3	11	–	10	3	4.5	5900	–	1	...	...	...	...	3	2	1	3	–
109#	57	–	–	56	14	13	5	13	–	6	1	4.7	5300	–	6	3	3.0	25	–	6	4	–	1	–
110	28	–	–	39	11	7	1	7	–	2	...	...	...	–	5	1	3.8	...	–	3	2	1	1	–
111	9	–	–	44	22	2	...	...	...	...	...	...	...	–	...	...	...	...	–	...	...	...	...	...
112	7	–	–	14	29	2	...	...	...	...	...	...	...	–	...	...	...	...	–	...	...	...	...	...
113#	55	–	–	53	4	9	4	9	–	3	...	...	...	–	6	3	3.7	40	–	5	2	–	1	–
116	43	–	–	47	7	11	9	11	–	8	6	3.6	5800	–	2	...	...	...	–	6	–	–	1	–
117	32	–	–	47	9	10	9	10	–	8	7	4.5	5800	–	–	–	–	–	–	3	–	–	2	–
118	12	–	–	42	–	5	3	5	–	2	...	...	...	–	–	–	–	–	–	...	...	...	...	...
201	71	–	–	35	9	19	2	19	–	14	–	4.6	5800	–	4	...	...	...	–	7	5	1	1	–
202#	216	1	–	52	7	43	2	43	–	23	1	4.7	6600	–	17	–	4.9	46	6	19	18	–	13	–
203	19	–	–	63	–	4	...	...	...	...	...	...	...	–	...	...	...	...	–	...	...	...	...	...
204	58	–	–	50	9	13	1	13	–	8	1	5.0	5500	–	2	...	...	...	–	5	4	1	2	–
205	71	–	–	59	1	14	–	14	–	9	–	4.6	6800	–	4	...	...	...	–	5	5	–	2	–
206	77	–	–	49	9	18	1	16	–	10	1	4.6	5600	–	8	–	4.6	54	–	6	6	2	4	–
207	43	–	–	47	2	9	1	9	–	4	...	...	...	–	3	...	...	...	–	4	4	–	1	–
208	95	–	–	41	3	17	2	16	–	13	1	4.8	4900	–	3	...	...	...	–	10	9	–	–	–
209	64	–	–	48	9	17	4	16	–	5	1	3.6	...	–	9	–	4.6	51	–	4	4	–	1	–
210	59	–	–	48	7	17	3	17	–	6	–	4.7	5700	–	6	–	4.7	47	–	5	5	–	3	–
211	62	–	–	45	5	16	–	16	–	7	–	4.4	9600	–	9	–	4.8	49	–	3	3	–	2	–
212	122	–	–	52	4	25	1	25	–	12	–	4.4	6400	–	12	–	4.9	46	–	10	10	–	7	–
213	56	–	–	43	7	14	–	14	–	9	–	4.9	5900	–	5	–	4.8	...	–	4	4	2	1	–
214	49	–	–	43	10	18	9	18	–	6	3	4.0	4800	–	8	3	3.4	35	–	5	1	3	2	–
215	50	–	–	32	16	13	5	13	–	11	4	5.2	5000	–	1	...	...	...	–	2	1	–	4	–
216#	41	–	–	29	15	15	5	15	–	9	2	4.9	5600	–	5	2	4.4	31	–	2	1	1	5	–
217	33	–	–	33	12	13	5	13	–	8	4	4.3	4500	–	2	...	...	...	–	2	–	1	4	–
219	98	–	–	56	6	20	–	20	–	8	–	4.9	4100	–	10	–	5.0	45	–	7	7	1	4	–
220	52	–	–	35	8	15	6	15	–	9	2	4.0	5200	–	3	...	...	...	–	7	3	–	3	–

[Data exclude vacant seasonal and vacant migratory housing units. For minimum base for derived figures (percent, average, etc.) and meaning of symbols, see text]

Blocks Within Census Tracts	Total population	Percent of total population				Year-round housing units				Occupied housing units													
								Units in—		Owner					Renter					1.01 or more persons per room				
		Negro	In group quarters	Under 18 years	62 years and over	Total	Lacking some or all plumbing facilities	One-unit structures	Structures of 10 or more units	Total	Lacking some or all plumbing facilities	Average number of rooms	Average value (dollars)	Percent Negro	Total	Lacking some or all plumbing facilities	Average number of rooms	Average contract rent (dollars)	Percent Negro	Total	With all plumbing facilities	One-person households	With female head of family	With roomers, boarders, or lodgers
221	73	–	–	58	8	12	2	12	–	8	2	4.6	6500	–	4	...	...	...	–	4	4	1	2	–
222	39	–	–	44	8	7	2	7	–	6	2	4.0	4000	–	1	...	...	...	–	3	1	1	–	–
223	19	–	–	32	26	7	2	7	–	4	...	...	...	–	1	...	...	...	–	2	1	–	2	–
301	18	–	–	33	6	6	3	5	–	3	...	...	...	–	–	–	–	–	–	...	...	...	...	...
302	54	–	–	48	15	17	7	15	–	8	1	5.0	4500	–	5	4	2.6	29	–	5	2	1	3	–
303	41	5	–	27	17	18	2	18	–	12	2	4.6	6600	8	1	...	...	...	...	2	2	1	1	–
304	61	10	–	41	18	15	1	15	–	10	1	4.0	5100	–	5	–	3.4	...	20	5	4	2	–	1
305	48	–	–	50	15	10	4	10	–	6	1	3.8	4100	–	4	...	...	...	–	5	3	1	1	–
306	29	–	–	45	14	8	3	7	–	4	...	...	...	–	4	...	...	...	–	2	1	1	4	–
307	72	–	–	50	7	15	4	15	–	9	2	5.0	5600	–	5	2	5.0	...	–	4	4	1	1	–
308#	65	–	–	45	23	18	8	13	–	10	1	4.7	6200	–	8	7	2.8	25	–	7	1	3	8	–
309	47	–	–	28	30	19	9	19	–	15	6	3.9	7000	–	3	...	...	...	–	3	2	6	1	–
310	54	–	–	41	6	16	2	16	–	10	2	4.6	7500	–	2	...	...	...	–	4	4	3	–	–
312	54	–	–	43	15	14	3	14	–	11	2	5.4	7500	–	1	...	...	...	–	4	1	1	1	–
313	67	–	–	46	12	22	7	22	–	10	2	4.5	8300	–	7	4	2.6	29	–	7	2	3	5	–
314	25	–	–	40	16	10	4	9	–	4	...	...	...	–	4	...	...	...	–	2	1	2	1	–
315	17	–	–	47	6	4	...	...	...	...	...	...	...	–	...	...	...	...	–	...	...	...	...	...
316	49	–	–	18	25	19	5	19	–	7	–	4.9	...	–	8	3	3.5	32	–	3	2	4	–	–
317	59	2	–	29	10	18	9	18	–	8	–	4.6	7800	–	8	7	3.4	30	13	4	2	2	3	–
318	49	4	–	35	22	17	4	17	–	8	–	4.4	9100	–	9	4	3.1	31	22	3	2	5	1	–
319	44	–	–	36	11	13	5	12	–	9	3	5.1	6100	–	4	...	...	...	–	5	2	1	–	–
320	58	–	–	47	12	14	5	14	–	10	3	4.1	4600	–	3	...	...	...	–	6	5	2	1	–
321	43	–	–	42	16	12	2	12	–	7	1	5.9	6100	–	2	...	...	...	–	3	3	1	2	–
401	54	–	–	46	7	10	2	10	–	7	–	4.6	10000	–	2	...	...	...	–	3	2	1	1	1
402	61	3	–	49	12	15	6	15	–	9	1	4.7	4700	22	5	4	3.4	...	–	6	3	1	2	1
403	46	–	–	35	11	15	3	15	–	9	–	5.1	7600	–	3	...	...	...	–	3	1	1	3	–
404	42	2	–	43	14	11	–	11	–	5	–	5.4	...	–	4	...	...	...	...	3	3	2	–	–
405	29	–	–	17	17	12	1	12	–	8	–	4.6	9000	–	3	...	...	...	–	2	2	2	2	–
406	44	–	–	32	9	10	2	10	–	7	–	6.0	20400	–	2	...	...	...	–	1	–	1	–	–
407	17	–	–	24	6	6	–	6	–	1	...	...	...	–	5	–	4.0	...	–	1	1	–	2	–
408	21	–	–	19	10	5	–	5	–	4	...	...	...	–	1	...	...	...	–	2	2	–	1	–
409	34	–	–	38	12	8	–	8	–	7	–	6.0	9800	–	1	...	...	...	–	1	1	–	–	–
410	33	–	–	27	42	15	1	14	–	10	1	5.0	7400	–	3	...	...	...	–	1	1	4	2	–
411	53	–	–	43	25	17	1	16	–	9	–	5.3	8100	–	5	1	3.2	...	–	5	4	3	3	–
412	23	–	–	39	9	13	–	13	–	5	–	4.4	5700	–	2	...	...	...	–	1	1	–	–	–
413	54	–	–	46	13	13	2	12	–	9	1	5.0	12600	–	3	...	...	...	–	4	3	2	2	–
414	53	2	–	32	23	16	1	16	–	11	–	4.8	7400	–	3	...	...	...	...	2	2	–	2	–
415	19	–	–	16	21	11	1	10	–	5	1	4.4	8200	–	2	...	...	...	–	1	1	1	–	–
416#	64	–	11	52	16	16	2	15	–	9	–	4.7	4500	–	6	2	4.3	28	–	4	3	4	2	–
417#	56	–	–	38	13	16	2	16	–	9	–	5.1	7900	–	5	2	4.2	27	–	4	3	2	1	–
418	35	–	–	46	14	10	–	10	–	7	–	4.4	9700	–	3	...	...	...	–	3	3	2	1	–
419	32	3	–	34	31	11	1	11	–	7	–	5.0	6500	–	3	...	...	...	...	1	1	2	3	–
420	47	–	–	38	13	15	3	15	–	6	–	5.2	9300	–	6	3	3.3	48	–	3	3	1	4	–
421	25	–	–	48	20	11	2	10	–	3	...	...	...	–	5	2	4.0	35	–	2	1	2	3	–
426	20	–	–	25	20	6	1	6	–	4	...	...	...	–	1	...	...	...	–	1	1	–	–	–
427	28	–	–	25	18	7	–	7	–	7	–	4.9	6900	–	–	–	–	–	–	3	3	1	1	–
902	89	–	–	43	12	21	2	18	–	14	1	5.9	12600	–	6	–	3.2	...	–	8	8	3	1	–
905	295	–	–	52	4	78	57	76	–	51	35	4.2	4900	–	9	6	3.6	...	–	33	8	9	4	–
908	117	–	–	48	5	28	5	28	–	15	2	5.3	10200	–	10	–	4.2	...	–	10	9	2	1	–
909	20	–	–	50	–	9	2	8	–	2	...	...	...	–	2	...	...	...	–	...	...	...	...	...
910	44	–	–	32	7	17	7	17	–	11	5	4.5	9800	–	–	–	–	–	–	4	–	1	–	–
914	52	–	–	56	10	18	12	18	–	8	4	4.1	4700	–	–	–	–	–	–	5	1	–	1	–
916	3	...	...	...	...	1	...	...	...	...	...	...	...	...	...	...	...	...	...	...	...	...	...	...
917	38	–	–	58	5	10	8	10	–	5	5	3.6	3500	–	1	...	...	...	–	4	–	–	–	–
918	–	–	–	–	–	2	...	...	...	...	...	...	...	–	...	...	...	...	–	...	...	...	...	...
923	55	–	–	42	11	14	10	14	–	11	7	4.1	5000	–	3	...	...	...	–	5	1	4	1	–
924	56	–	–	38	7	12	11	12	–	11	10	4.0	4500	–	1	...	...	...	–	6	1	1	1	–
925	29	–	–	48	7	7	6	7	–	5	4	4.4	3500	–	1	...	...	...	–	3	1	1	–	–
926	5	–	–	20	20	1	...	...	...	...	...	...	...	–	...	...	...	...	–	...	...	...	...	...
927	67	–	–	61	9	17	12	16	–	12	8	4.2	4000	–	–	–	–	–	–	6	1	–	2	–
928	83	–	–	49	4	16	13	16	–	13	10	4.4	4500	–	1	...	...	...	–	10	3	–	–	–
929	60	–	–	28	15	22	15	22	–	16	9	4.0	4500	–	–	–	–	–	–	4	2	2	1	–
205	6123	–	–	49	6	1486	478	1400	–	1022	259	4.4	6400	–	227	85	3.7	49	–	622	379	90	154	19
102#	33	–	–	42	6	11	4	11	–	3	...	...	...	–	7	3	2.7	55	–	4	3	3	1	–
103	101	–	–	36	9	26	7	26	–	18	6	4.4	4500	–	6	1	3.3	...	–	12	9	5	5	4
104	7	–	–	–	57	4	...	...	...	...	...	...	...	–	...	...	...	...	–	...	...	...	...	...
105	80	–	–	38	13	21	2	18	–	18	2	4.6	6500	–	3	...	...	...	–	4	2	3	3	–
106#	101	–	–	49	6	27	3	25	–	18	1	4.9	8400	–	5	1	3.6	63	–	9	8	4	2	1
107	46	–	–	39	11	16	2	15	–	9	–	4.8	12200	–	5	2	3.2	...	–	4	3	–	4	1
108#	325	–	–	47	7	82	1	81	–	53	–	5.2	8800	–	20	–	4.2	49	–	26	26	7	10	1
109	30	–	–	57	7	8	1	8	–	6	1	3.5	6100	–	1	...	...	...	–	2	2	2	–	–
110	83	–	–	31	18	24	8	19	–	15	3	4.3	4600	–	6	5	2.5	48	–	8	3	2	3	1
111	27	–	–	52	11	8	1	7	–	4	...	...	...	–	2	...	...	...	–	2	1	1	1	–
112#	61	–	–	43	2	14	4	14	–	5	1	4.0	3500	–	9	3	4.4	51	–	5	4	3	5	–
113	32	–	–	41	9	8	5	8	–	6	4	3.2	3500	–	2	...	...	...	–	4	2	2	–	1
114	41	–	–	39	20	12	2	11	–	9	2	4.7	4700	–	1	...	...	...	–	4	4	1	2	–
115	147	–	–	52	6	26	3	24	–	22	3	4.6	5300	–	4	...	...	...	–	15	13	2	3	2
116	82	1	–	45	11	19	7	18	–	14	4	4.4	5600	–	3	...	...	...	...	11	7	–	2	1
117#	188	–	–	43	7	42	14	38	–	21	8	3.6	5000	–	17	6	3.2	68	–	23	13	4	8	1
118#	108	–	–	45	4	29	7	29	–	18	2	4.9	6000	–	8	4	4.0	37	–	6	3	5	3	–
119	111	–	–	43	5	23	4	22	–	17	3	5.2	5200	–	4	...	...	...	–	10	8	–	1	1
120	64	–	–	55	2	15	4	15	–	12	4	4.7	4600	–	2	...	...	...	–	5	3	–	6	–
121#	110	–	–	49	2	23	8	23	–	16	3	4.3	5100	–	6	4	3.7	43	–	13	6	1	–	–
122	131	–	–	59	2	25	5	25	–	19	2	4.6	5800	–	4	...	...	...	–	16	13	–	3	–
123	63	–	–	56	2	11	1	11	–	10	–	4.4	5200	–	–	–	–	–	–	5	5	–	1	–
124	145	–	–	44	4	30	3	27	–	28	2	4.5	5900	–	–	–	–	–	–	15	14	–	5	–
125	47	–	–	45	2	10	1	10	–	8	1	4.4	7100	–	–	–	–	–	–	5	4	–	2	–
126	37	–	–	41	–	9	–	9	–	5	–	5.0	5600	–	1	...	...	...	–	4	4	–	4	1

[Data exclude vacant seasonal and vacant migratory housing units. For minimum base for derived figures (percent, average, etc.) and meaning of symbols, see text]

Blocks Within Census Tracts	Total population	Percent of total population				Year-round housing units				Occupied housing units										1.01 or more persons per room				
								Units in—		Owner					Renter									
	Total population	Negro	In group quarters	Under 18 years	62 years and over	Total	Lacking some or all plumbing facilities	One-unit structures	Structures of 10 or more units	Total	Lacking some or all plumbing facilities	Average number of rooms	Average value (dollars)	Percent Negro	Total	Lacking some or all plumbing facilities	Average number of rooms	Average contract rent (dollars)	Percent Negro	Total	With all plumbing facilities	One-person households	With female head of family	With roomers, boarders, or lodgers
127#	188	–	–	48	8	41	6	41	–	30	2	4.5	6300	–	7	4	3.7	52	–	18	14	1	1	–
128	357	–	–	48	6	81	20	79	–	64	12	4.2	5200	–	4	...	...	...	–	42	31	2	8	–
129	30	–	–	53	–	5	–	5	–	4	...	...	...	–	–	–	–	–	–	...	...	...	...	...
130	104	–	–	64	1	15	–	15	–	15	–	4.3	6000	–	–	–	–	–	–	12	12	–	4	–
131	49	–	–	51	6	15	–	15	–	12	–	4.9	7300	–	1	...	...	...	–	3	3	3	2	–
132	58	3	–	43	16	15	–	15	–	13	–	5.2	9000	8	–	–	–	–	–	4	4	–	2	–
133	50	–	–	48	2	11	1	11	–	10	–	5.1	8500	–	–	–	–	–	–	3	3	–	1	–
134	76	–	–	49	3	17	–	17	–	14	–	4.6	10100	–	–	–	–	–	–	8	8	–	2	–
135	55	–	–	44	4	14	–	14	–	12	–	4.3	8800	–	1	...	...	...	–	4	4	1	2	–
203	31	–	–	19	19	9	3	9	–	7	1	4.9	8100	–	1	...	...	...	–	2	1	2	1	–
205	5	–	–	20	–	3	...	...	...	...	...	...	...	–	...	...	...	...	–	...	...	...	...	...
206	9	–	–	22	11	5	–	4	–	3	...	...	...	–	2	...	...	...	–	1	1	3	–	–
207#	82	–	–	31	24	43	3	40	–	13	–	4.5	9600	–	15	–	3.9	66	–	3	3	2	2	–
209	29	–	–	52	3	7	3	7	–	5	1	4.6	...	–	–	–	–	–	–	3	2	–	–	–
210	62	–	–	52	2	11	9	11	–	9	8	4.0	4500	–	2	...	...	...	–	9	2	1	–	–
211	43	–	–	35	2	8	1	8	–	7	1	4.0	6600	–	1	...	...	...	–	5	4	–	2	–
212	–	–	–	–	–	1	...	...	...	...	...	...	...	–	...	...	...	...	–	...	...	...	...	...
213	12	–	–	58	–	3	...	...	...	...	...	...	...	–	...	...	...	...	–	...	...	...	...	...
214	17	–	–	71	–	2	...	...	...	...	...	...	...	–	...	...	...	...	–	...	...	...	...	...
215#	102	–	–	54	5	20	12	20	–	14	8	4.0	3900	–	5	3	3.8	31	–	10	4	–	6	–
216	85	–	–	51	8	21	3	20	–	17	3	3.5	7000	–	–	–	–	–	–	9	8	2	1	–
217	8	–	–	38	–	2	...	...	...	...	...	...	...	–	...	...	...	...	–	...	...	...	...	...
218#	105	–	–	51	8	23	9	23	–	16	5	4.5	5700	–	5	3	3.0	35	–	10	7	1	5	–
219	128	–	–	63	2	32	25	32	–	17	14	3.0	3800	–	4	...	...	...	–	18	2	–	1	–
220	100	–	–	62	5	17	14	17	–	12	9	4.0	3700	–	3	...	...	...	–	13	3	1	1	–
223	3	...	...	...	...	1	...	...	...	...	...	...	...	...	...	...	...	...	...	...	...	...	...	...
224	38	–	–	42	16	12	5	12	–	8	2	4.0	11200	–	1	...	...	...	–	4	3	–	–	–
225	36	22	–	44	6	8	3	8	–	4	...	...	...	...	1	...	...	...	...	3	2	–	–	–
229	17	–	–	53	–	6	4	6	–	3	...	...	...	–	–	–	–	–	–	...	...	...	...	...
230	86	–	–	59	4	17	5	16	–	15	4	3.7	4300	–	–	–	–	–	–	9	7	2	1	–
231	82	–	–	51	7	21	6	20	–	15	1	4.2	6900	–	1	...	...	...	–	10	9	2	2	–
232	85	–	–	54	1	16	7	16	–	12	4	4.6	6400	–	2	...	...	...	–	9	5	–	4	1
233	34	–	–	41	3	8	3	8	–	4	...	...	...	–	2	...	...	...	–	5	3	–	2	–
234	162	–	–	61	3	29	16	29	–	21	9	4.5	4400	–	4	...	...	...	–	17	11	–	4	–
235	91	–	–	50	4	13	1	13	–	12	1	4.5	6600	–	1	...	...	...	–	9	8	1	–	–
236	81	–	–	59	4	15	6	15	–	12	3	4.1	4400	–	1	...	...	...	–	10	7	–	–	–
237	110	–	–	56	–	26	15	25	–	13	5	4.3	4600	–	2	...	...	...	–	12	7	–	2	–
238	206	–	–	53	4	40	18	40	–	29	10	4.1	4100	–	4	...	...	...	–	22	12	1	2	2
239	60	–	–	58	5	10	7	10	–	10	7	3.9	4300	–	–	–	–	–	–	6	1	–	2	–
301	4	...	...	...	...	1	...	...	...	...	...	...	...	...	...	...	...	...	...	...	...	...	...	...
302	11	–	–	46	9	4	...	...	...	...	...	...	...	–	...	...	...	...	–	...	...	...	...	...
303	25	–	–	80	–	3	...	...	...	...	...	...	...	–	...	...	...	...	–	...	...	...	...	...
304	4	...	...	...	...	2	...	...	...	...	...	...	...	...	...	...	...	...	...	...	...	...	...	...
307	25	–	–	64	–	4	...	...	...	...	...	...	...	–	...	...	...	...	–	...	...	...	...	...
308	32	–	–	78	–	5	5	5	–	3	...	...	...	–	–	–	–	–	–	...	...	...	...	...
310	16	–	–	44	–	3	...	...	...	...	...	...	...	–	...	...	...	...	–	...	...	...	...	...
311	67	–	–	60	–	12	12	11	–	10	10	2.9	3500	–	–	–	–	–	–	9	–	–	2	–
312	36	–	–	50	–	11	11	11	–	8	8	2.8	3500	–	1	...	...	...	–	8	–	–	–	–
314	9	–	–	78	–	1	...	...	...	...	...	...	...	–	...	...	...	...	–	...	...	...	...	...
315	24	–	–	42	–	7	6	7	–	4	...	...	...	–	–	–	–	–	–	...	...	...	...	...
316	39	–	–	67	–	8	8	8	–	6	6	3.0	3500	–	1	...	...	...	–	5	–	–	1	–
317	31	–	–	58	–	10	9	9	–	4	...	...	...	–	1	...	...	...	–	5	1	–	1	–
318	35	–	–	51	–	6	5	6	–	5	4	3.6	3500	–	1	...	...	...	–	5	1	–	–	–
319	26	–	–	62	–	6	6	6	–	5	5	3.0	3500	–	–	–	–	–	–	4	–	–	–	–
320	9	–	–	56	–	5	5	5	–	2	...	...	...	–	–	–	–	–	–	...	...	...	...	...
321	19	–	–	53	–	6	6	6	–	4	...	...	...	–	–	–	–	–	–	...	...	...	...	...
901	26	–	–	62	–	7	6	7	–	3	...	...	...	–	2	...	...	...	–	4	1	1	–	–
902	2	...	...	...	...	1	...	...	...	...	...	...	...	...	...	...	...	...	...	...	...	...	...	...
906	10	–	–	–	30	5	2	5	–	3	...	...	...	–	1	...	...	...	–	...	...	...	...	...
907	79	–	–	61	1	15	15	15	–	9	9	3.7	4100	–	2	...	...	...	–	9	–	–	–	–
908	30	–	–	53	10	13	13	13	–	6	6	2.8	3500	–	1	...	...	...	–	4	–	1	1	–
909	3	...	...	...	...	2	...	...	...	...	...	...	...	...	...	...	...	...	...	...	...	...	...	...
911	3	...	...	...	...	2	...	...	...	...	...	...	...	...	...	...	...	...	...	...	...	...	...	...
912	2	...	...	...	...	1	...	...	...	...	...	...	...	...	...	...	...	...	...	...	...	...	...	...
913	53	–	–	59	4	16	10	14	–	8	6	4.0	5200	–	2	...	...	...	–	5	2	–	1	–
914	2	...	...	...	...	5	1	5	–	1	...	...	...	...	–	–	–	–	–	...	...	...	...	...
915	17	–	–	35	6	11	3	8	–	6	–	5.2	...	–	–	–	–	–	–	–	–	1	–	–
916	13	8	–	39	31	5	2	3	–	3	...	...	...	...	1	...	...	...	...	...	...	...	...	...
917	41	–	–	59	12	13	8	13	–	5	–	5.4	...	–	3	...	...	...	–	4	1	1	–	–
918	12	–	–	25	8	3	...	...	...	...	...	...	...	–	...	...	...	...	–	...	...	...	...	...
920	9	–	–	33	11	3	...	...	...	...	...	...	...	–	...	...	...	...	–	...	...	...	...	...
921	12	–	–	25	8	5	2	5	–	2	...	...	...	–	1	...	...	...	–	...	...	...	...	...
922	–	–	–	–	–	1	...	...	...	...	...	...	...	–	...	...	...	...	–	...	...	...	...	...
923	2	...	...	...	...	1	...	...	...	...	...	...	...	...	...	...	...	...	...	...	...	...	...	...
926#	161	–	–	26	24	63	2	37	–	51	1	4.1	13500	–	10	–	5.2	59	–	7	6	10	4	–
927	39	–	–	36	8	14	3	9	–	8	–	4.6	...	–	4	...	...	...	–	1	–	–	2	–
928	26	–	–	23	19	12	2	10	–	8	–	5.6	...	–	1	...	...	...	–	1	1	–	1	–
929	93	–	–	44	12	28	5	21	–	17	2	4.8	8400	–	5	–	4.4	...	–	7	5	–	2	–
206	4480	–	1	47	7	1031	393	996	3	536	136	4.4	5700	–	421	215	3.1	36	–	468	275	104	195	12
102	53	–	–	42	9	13	3	13	–	8	1	4.6	4600	–	4	...	...	...	–	5	4	3	4	–
105	46	–	–	59	11	9	4	8	–	4	...	...	...	–	5	4	2.8	41	–	4	1	–	1	–
108#	122	–	–	51	12	30	7	28	2	10	2	4.4	5000	–	16	5	2.8	54	–	15	12	3	9	1
111	90	–	–	31	17	32	11	32	–	12	–	4.3	5300	–	19	11	2.9	32	–	7	4	9	6	–
112	79	–	–	49	3	15	4	15	–	7	–	4.3	6200	–	7	4	3.7	35	–	6	3	–	1	–
113#	117	–	–	37	19	43	9	42	–	15	3	4.3	5200	–	26	6	2.0	31	–	9	6	19	7	2
114#	164	–	–	46	7	40	19	40	–	16	6	4.0	6200	–	22	12	3.3	42	–	18	8	6	7	–
115#	131	–	–	56	4	26	11	24	–	9	1	5.0	6500	–	16	10	2.9	36	–	14	7	2	6	–
116	121	–	–	46	5	28	10	27	–	12	1	4.8	5100	–	12	7	3.2	30	–	14	10	2	3	–
121	103	–	11	37	15	34	15	34	–	21	9	3.8	4600	–	11	5	2.5	32	–	8	6	8	6	–

(Data exclude vacant seasonal and vacant migratory housing units. For minimum base for derived figures (percent, average, etc.) and meaning of symbols, see text)

Blocks Within Census Tracts	Total population	Percent of total population: Negro	In group quarters	Under 18 years	62 years and over	Year-round housing units: Total	Lacking some or all plumbing facilities	Units in—: One-unit structures	Structures of 10 or more units	Occupied housing units: Owner: Total	Lacking some or all plumbing facilities	Average number of rooms	Average value (dollars)	Percent Negro	Renter: Total	Lacking some or all plumbing facilities	Average number of rooms	Average contract rent (dollars)	Percent Negro	1.01 or more persons per room: Total	With all plumbing facilities	One-person households	With female head of family	With roomers, boarders, or lodgers
122	158	–	–	51	6	39	21	38	–	16	6	4.1	4500	–	18	10	3.1	34	–	18	9	1	8	1
123#	154	–	–	38	8	37	18	32	–	11	1	5.2	6200	–	24	15	2.8	38	–	20	9	5	6	–
124	101	2	–	41	12	25	12	25	–	14	4	5.0	5500	7	9	7	3.7	35	–	8	2	1	7	–
125	148	–	–	43	10	42	10	41	1	15	1	4.9	4600	–	18	6	3.6	44	–	13	10	4	8	1
126#	190	–	–	50	4	42	11	41	–	18	3	5.0	6200	–	22	7	3.0	39	–	17	13	5	10	1
201	156	–	–	51	8	29	10	28	–	14	3	5.2	5900	–	15	7	3.3	36	–	19	13	3	6	–
202	165	–	–	46	7	32	14	31	–	19	5	4.4	5000	–	10	6	3.4	34	–	18	10	2	5	2
203	113	–	–	58	5	20	8	19	–	13	2	4.3	4200	–	7	6	3.1	32	–	12	9	1	6	–
204	128	–	–	51	7	24	6	23	–	13	2	4.4	5900	–	11	4	3.7	36	–	12	9	–	4	1
205#	58	–	–	43	7	14	3	14	–	5	–	4.8	6700	–	9	3	2.7	37	–	7	5	–	4	–
206#	127	–	–	49	7	33	19	33	–	17	9	3.7	3800	–	12	7	3.4	38	–	15	4	3	4	–
207#	62	2	–	45	5	16	7	16	–	7	–	5.7	6200	–	7	5	2.6	25	–	7	3	–	2	–
208	81	–	–	48	6	16	2	16	–	12	–	5.1	7200	–	4	...	...	...	–	7	5	1	2	–
209	76	–	–	53	3	15	4	14	–	6	2	5.2	5700	–	8	1	3.0	39	–	10	9	–	3	–
210	146	–	3	45	6	31	13	30	–	15	5	4.1	5400	–	15	8	2.7	34	–	18	9	1	6	–
211#	219	–	–	45	10	57	36	56	–	38	21	3.9	4600	–	17	14	2.8	34	–	24	6	9	13	–
212#	335	–	3	50	5	73	32	70	–	52	18	4.0	6300	–	14	8	3.5	33	–	37	20	5	15	–
213	145	–	–	43	7	35	15	34	–	24	7	4.2	5300	–	9	6	3.3	29	–	12	8	2	6	–
214	27	–	–	26	15	9	3	9	–	6	1	4.2	7000	–	1	...	...	...	–	3	2	3	–	–
215	124	–	–	40	7	27	11	24	–	12	3	4.9	7000	–	12	6	3.9	34	–	12	5	–	5	2
216	95	–	–	50	6	20	4	20	–	13	1	4.5	6600	–	6	2	4.5	39	–	10	8	3	3	–
217	110	–	–	40	3	25	5	23	–	18	3	4.4	6000	–	6	2	4.5	35	–	8	6	1	6	–
218	54	–	–	52	6	10	1	10	–	5	–	5.0	7200	–	5	1	2.8	...	–	8	7	–	1	–
219	51	–	–	47	10	11	4	10	–	4	...	...	...	–	6	3	3.2	35	–	6	4	1	3	–
220	76	–	–	59	3	15	7	15	–	8	3	4.1	7500	–	4	...	...	...	–	8	3	–	2	–
221	141	–	–	52	6	22	8	19	–	19	6	4.4	4800	–	2	...	...	...	–	16	11	–	2	1
222	92	–	–	47	3	20	10	20	–	13	4	4.1	6600	–	7	6	2.6	37	–	10	7	1	6	–
223	113	–	–	51	4	21	5	21	–	15	2	4.5	7300	–	4	...	...	...	–	12	8	–	2	–
224	9	–	–	78	–	1	...	...	...	...	...	...	...	–	...	...	...	...	–	...	...	...	...	...
207	7296	–	1	47	8	1833	277	1493	23	1026	77	4.9	9500	–	635	157	3.6	43	–	624	501	170	245	12
102#	472	–	–	53	5	99	9	89	–	65	5	4.6	6300	–	30	4	3.5	49	–	45	40	4	21	–
103	42	–	–	38	10	11	1	9	–	10	–	4.6	8100	–	1	...	...	...	–	3	2	3	2	–
104#	171	–	–	61	1	28	1	28	–	23	1	5.0	7900	–	5	–	3.4	53	–	19	18	–	–	–
105	118	–	–	57	3	22	7	22	–	12	2	4.6	5900	–	9	4	3.8	38	–	15	10	–	4	1
106	148	–	–	43	7	31	8	31	–	25	5	4.4	6000	–	5	3	3.8	...	–	16	10	2	6	–
107	322	–	–	53	3	66	8	66	–	47	4	4.5	6200	–	17	2	3.8	43	–	28	24	6	11	–
108	48	–	–	42	4	12	–	12	–	9	–	5.0	11000	–	3	...	...	...	–	2	2	–	2	–
109	87	–	–	52	6	18	–	17	–	16	–	5.1	11700	–	2	...	...	...	–	5	5	1	2	1
110	42	–	–	48	5	9	–	9	–	6	–	4.5	9200	–	3	...	...	...	–	3	3	–	–	–
111	32	–	–	34	25	11	–	11	–	9	–	5.4	7100	–	2	...	...	...	–	2	2	3	1	–
112	31	–	–	29	7	8	–	8	–	6	–	4.5	6600	–	2	...	...	...	–	1	1	–	–	–
113	80	–	–	46	9	25	5	22	–	14	1	5.1	7300	–	9	3	3.1	37	–	5	5	3	9	–
114	154	–	–	38	8	45	7	41	–	25	3	4.5	4900	–	14	2	3.9	48	–	11	8	7	6	–
115	22	–	–	46	9	7	2	7	–	2	...	...	...	–	5	2	3.4	31	–	2	1	2	1	–
116	76	–	–	46	13	24	3	22	–	11	–	4.8	4300	–	10	2	3.5	38	–	7	6	4	5	–
117#	145	–	–	53	4	37	8	27	–	10	1	5.0	6700	–	22	3	3.0	48	–	17	15	2	10	–
118	126	–	–	45	9	27	2	27	–	15	–	5.0	8100	–	12	2	3.8	37	–	13	11	3	4	–
119#	220	–	–	43	12	62	18	60	1	30	7	4.5	5900	–	26	9	3.0	35	–	24	16	5	13	–
121#	95	–	–	37	15	27	8	26	–	14	1	5.1	6300	–	10	5	3.5	38	–	8	4	3	7	–
122#	127	–	–	53	8	26	7	26	–	15	3	4.5	6600	–	11	4	3.6	42	–	12	10	2	5	–
123#	103	–	–	35	12	32	1	31	–	14	–	4.5	5900	–	18	1	3.0	33	–	8	8	6	6	–
124#	45	–	–	44	2	11	6	8	–	2	...	...	...	–	9	6	2.6	29	–	5	3	1	1	–
125#	108	–	–	50	5	23	20	23	–	1	...	...	...	–	22	20	3.0	27	–	13	2	3	5	–
202	52	–	–	48	12	15	7	9	–	6	2	5.3	4900	–	5	2	3.2	...	–	6	4	1	3	–
203	37	–	–	35	5	8	2	8	–	4	...	...	...	–	4	...	...	...	–	4	3	1	–	–
204	141	–	–	46	11	37	8	37	–	18	3	4.8	6700	–	14	3	3.9	43	–	9	6	4	6	–
205#	153	–	–	52	5	34	12	32	–	9	–	5.1	7800	–	22	11	2.6	35	–	20	12	2	10	–
206	178	–	–	51	7	39	15	32	–	13	2	4.3	5100	–	21	12	2.7	39	–	18	7	3	7	–
207	168	–	–	48	6	44	24	40	–	14	2	4.4	4900	–	26	21	2.5	32	–	21	8	5	12	–
208#	82	–	–	31	21	25	8	25	–	10	1	4.6	6700	–	12	6	2.9	38	–	9	5	5	2	–
209	22	–	–	32	9	7	–	7	–	3	...	...	...	–	3	...	...	...	–	–	–	1	2	–
212	3	...	...	...	...	2	...	...	...	...	...	...	...	...	...	...	...	...	...	...	...	...	...	...
213	43	–	–	30	14	12	5	11	–	9	2	4.7	8400	–	1	...	...	...	–	5	3	–	1	–
215	8	–	–	63	–	1	...	...	...	...	...	...	...	–	...	...	...	...	–	...	...	...	...	...
217	31	–	–	39	7	9	4	9	–	–	–	–	–	–	8	3	3.4	29	–	3	1	–	1	–
220	32	–	–	–	91	29	–	6	–	20	–	3.9	...	–	1	...	...	...	–	–	–	10	–	–
221	22	–	–	–	91	20	–	4	–	13	–	3.6	...	–	1	...	...	...	–	–	–	6	3	–
222	62	–	73	–	90	17	–	1	–	9	–	4.1	...	–	–	–	–	–	–	–	–	1	–	–
223	28	–	–	7	46	26	2	11	–	13	–	4.3	19200	–	1	...	...	...	–	–	–	2	–	–
224#	108	–	–	38	16	33	–	30	–	21	–	5.1	16500	–	11	–	5.2	71	–	4	4	3	1	1
226#	169	–	–	47	17	43	4	28	–	36	3	4.1	7600	–	6	–	3.5	50	–	14	14	7	6	1
227	137	1	–	50	2	32	1	32	–	28	1	5.0	7800	–	2	...	...	...	...	11	11	–	5	–
228	69	6	–	44	7	16	–	16	–	11	–	4.9	11000	9	3	...	...	...	...	7	7	1	1	–
229	70	–	–	56	–	16	–	16	–	13	–	5.5	13400	–	1	...	...	...	–	5	5	–	–	–
230#	77	–	–	44	3	19	–	10	8	8	–	4.6	9100	–	10	–	4.4	89	–	5	5	–	3	–
301#	43	–	–	54	5	12	1	9	–	4	...	...	...	–	6	–	3.8	50	–	2	2	2	1	1
302	93	–	–	50	7	28	–	–	–	–	–	–	–	–	24	–	4.0	40	–	11	11	4	3	–
303	40	–	–	25	13	13	5	13	–	8	1	4.6	6800	–	3	...	...	...	–	1	1	2	–	–
304	62	–	–	52	5	16	7	16	–	6	–	4.8	7500	–	8	5	3.8	28	–	7	4	–	4	–
305	127	–	–	50	9	30	15	29	–	17	7	3.6	4000	–	10	6	3.5	34	–	12	7	2	1	2
306#	95	–	–	40	7	28	10	27	–	16	3	4.6	6100	–	8	4	3.9	37	–	9	7	1	4	–
308	210	–	–	56	1	38	–	21	14	14	–	4.6	7600	–	24	–	2.6	48	–	29	29	–	8	–
309	15	–	–	40	–	4	...	...	...	...	...	...	...	–	...	...	...	...	–	...	...	...	...	...
310	68	–	–	46	–	12	–	11	–	12	–	6.1	11700	–	–	–	–	–	–	3	3	–	–	–
311	60	–	–	57	–	14	–	14	–	11	–	4.7	11500	–	1	...	...	...	–	3	3	1	1	1
312	70	–	–	49	3	12	–	12	–	11	–	5.1	11300	–	1	...	...	...	–	6	6	–	–	–
313	104	–	–	54	1	18	–	18	–	16	–	5.1	11900	–	2	...	...	...	–	10	10	–	1	–
315	63	–	–	44	3	13	–	13	–	10	–	5.2	9300	–	3	...	...	...	–	3	3	–	1	–
316	99	–	–	55	–	18	–	18	–	14	–	5.4	11400	–	3	...	...	...	–	9	9	–	3	–

[Data exclude vacant seasonal and vacant migratory housing units. For minimum base for derived figures (percent, average, etc.) and meaning of symbols, see text]

Blocks Within Census Tracts	Total population	Percent of total population: Negro	In group quarters	Under 18 years	62 years and over	Year-round housing units: Total	Lacking some or all plumbing facilities	Units in—: One-unit structures	Structures of 10 or more units	Occupied housing units: Owner: Total	Lacking some or all plumbing facilities	Average number of rooms	Average value (dollars)	Percent Negro	Renter: Total	Lacking some or all plumbing facilities	Average number of rooms	Average contract rent (dollars)	Percent Negro	1.01 or more persons per room: Total	With all plumbing facilities	One-person households	With female head of family	With roomers, boarders, or lodgers
317	267	–	–	60	1	48	–	2	–	–	–	–	–	–	44	–	4.9	49	–	26	26	–	8	–
318	137	–	–	45	3	40	–	–	–	–	–	–	–	–	38	–	4.1	37	–	10	10	5	6	–
319	190	–	–	51	5	52	–	19	–	15	–	5.0	10800	–	27	–	3.9	38	–	17	17	12	7	–
320	38	–	–	45	–	10	–	10	–	7	–	5.3	9500	–	2	...	...	...	–	4	4	1	1	–
321	6	–	–	33	–	2	...	...	...	...	...	...	...	–	...	...	...	...	–	...	...	...	...	...
322	16	–	–	44	6	5	–	5	–	4	...	...	...	–	–	–	–	–	–	...	...	...	...	...
323	118	–	–	53	2	32	–	32	–	28	–	5.5	18100	–	–	–	–	–	–	5	5	1	1	–
324	59	–	–	51	2	12	–	12	–	11	–	5.2	18900	–	1	...	...	...	–	4	4	–	–	–
325	70	–	–	47	3	16	–	16	–	15	–	5.0	11100	–	1	...	...	...	–	3	3	–	2	1
326	63	–	–	54	–	10	–	10	–	9	–	5.2	12800	–	1	...	...	...	–	6	6	–	1	–
901	163	–	–	50	3	44	–	44	–	31	–	5.0	13900	–	5	–	4.8	83	–	14	14	1	3	1
902	27	–	–	26	37	15	5	13	–	11	3	6.1	21500	–	2	...	...	...	–	1	1	5	1	–
903	37	–	–	38	5	10	2	10	–	4	...	...	...	–	6	1	5.2	...	–	3	3	3	–	–
904	64	–	–	36	13	21	6	18	–	15	4	4.7	18100	–	2	...	...	...	–	5	3	4	1	1
905	38	–	–	37	16	14	–	10	–	10	–	6.0	21500	–	1	...	...	...	–	1	1	2	–	–
906	41	–	–	46	10	11	–	11	–	9	–	5.4	12600	–	1	...	...	...	–	2	2	1	–	–
907	5	–	–	40	20	3	...	...	...	...	...	...	...	–	...	...	...	...	–	...	...	...	...	...
908	1	...	...	...	...	1	...	...	...	...	...	...	...	...	...	...	...	...	...	...	...	...	...	...
909	153	–	–	42	12	42	5	40	–	33	4	5.5	16800	–	6	–	6.5	...	–	5	2	4	–	–
910	14	–	–	50	–	2	...	...	...	...	...	...	...	–	...	...	...	...	–	...	...	...	...	...
911	55	–	–	26	13	20	3	19	–	20	3	5.5	12800	–	–	–	–	–	–	2	1	4	–	–
912	79	–	–	44	10	22	3	21	–	16	1	5.6	11600	–	4	...	...	...	–	3	1	–	1	–
208	5653	–	–	38	8	1793	8	1437	169	1188	2	6.2	22100	–	497	3	4.2	128	–	83	82	212	88	12
101	58	–	–	48	3	15	–	15	–	13	–	6.2	26600	–	1	...	...	...	–	1	1	–	–	–
102	67	–	–	42	5	15	–	15	–	15	–	6.3	29200	–	–	–	–	–	–	3	3	–	–	–
103	65	–	–	43	–	18	–	18	–	15	–	6.3	20900	–	2	...	...	...	–	–	–	1	–	–
104	71	–	–	34	11	25	–	9	–	11	–	5.8	20100	–	13	–	4.7	175	–	1	1	4	–	–
105	41	–	–	42	5	13	–	7	–	7	–	7.0	32900	–	4	...	...	...	–	–	–	1	–	–
106	72	–	–	38	11	25	–	10	–	10	–	7.6	45600	–	12	–	4.0	144	–	–	–	2	2	–
107	63	–	–	48	2	15	–	15	–	14	–	7.8	32000	–	1	...	...	...	–	–	–	–	2	–
108	28	–	–	21	21	11	–	11	–	11	–	6.3	25200	–	–	–	–	–	–	–	–	1	1	–
109	29	–	–	38	–	8	–	8	–	8	–	6.3	22000	–	–	–	–	–	–	–	–	–	–	–
110	50	–	–	38	8	14	–	14	–	13	–	6.5	22900	–	1	...	...	...	–	–	–	–	1	–
111	57	–	–	44	5	16	–	16	–	15	–	7.6	32300	–	–	–	–	–	–	–	–	–	1	–
112	55	–	–	40	7	16	–	16	–	15	–	7.3	32500	–	–	–	–	–	–	–	–	–	2	–
113	78	–	–	41	–	20	–	20	–	19	–	8.3	39600	–	1	...	...	...	–	–	–	–	–	–
114	71	–	–	45	7	17	–	17	–	16	–	7.6	37100	–	1	...	...	...	–	–	–	1	1	–
115	59	–	–	48	3	13	–	13	–	11	–	8.4	41800	–	2	...	...	...	–	–	–	1	–	–
116	47	–	–	43	6	13	–	13	–	13	–	7.6	38300	–	–	–	–	–	–	–	–	1	–	–
117	37	–	–	41	11	12	–	12	–	10	–	6.2	23400	–	1	...	...	...	–	–	–	–	2	–
118	51	–	–	43	8	12	–	12	–	12	–	6.6	26400	–	–	–	–	–	–	–	–	–	–	–
120	25	–	–	16	8	12	–	4	–	6	–	5.0	...	–	6	–	3.7	151	–	–	–	5	1	–
121	2	...	...	...	...	1	...	...	...	...	...	...	...	...	...	...	...	...	...	...	...	...	...	...
123	59	–	–	20	17	36	1	1	23	3	...	...	...	–	27	1	3.1	129	–	2	2	11	2	1
124	38	–	–	42	11	10	–	10	–	10	–	6.2	25300	–	–	–	–	–	–	–	–	–	1	–
125	70	–	–	43	13	18	–	18	–	14	–	6.7	22600	–	4	...	...	...	–	1	1	–	3	–
126	36	–	–	28	17	10	–	10	–	10	–	5.9	22300	–	–	–	–	–	–	1	1	–	–	–
201	42	–	–	50	–	9	–	9	–	9	–	6.8	24400	–	–	–	–	–	–	1	1	–	1	1
202	53	–	–	28	9	18	–	18	–	17	–	6.2	21400	–	1	...	...	...	–	–	–	2	2	–
203	49	–	–	47	6	11	–	11	–	10	–	6.5	22100	–	1	...	...	...	–	1	1	–	–	1
204	39	–	–	23	18	19	–	1	–	3	...	...	...	–	15	–	3.2	124	–	1	1	5	2	–
205	2	...	...	...	...	1	...	...	...	...	...	...	...	...	...	...	...	...	...	...	...	...	...	...
206	47	–	–	43	11	14	–	14	–	12	–	5.7	18900	–	2	...	...	...	–	1	1	3	–	–
207	19	–	–	21	21	6	–	6	–	6	–	8.2	45800	–	–	–	–	–	–	–	–	–	–	–
208	69	–	–	30	12	20	–	20	–	19	–	7.2	34200	–	1	...	...	...	–	–	–	1	1	–
209	32	–	–	22	13	10	–	10	–	10	–	6.6	32300	–	–	–	–	–	–	–	–	–	–	–
210	41	–	–	22	12	14	1	14	–	13	1	5.8	20900	–	1	...	...	...	–	–	–	–	–	1
211	41	–	–	51	–	10	–	10	–	9	–	6.1	21900	–	1	...	...	...	–	1	1	–	–	–
212	74	–	–	43	7	18	–	18	–	14	–	5.9	21500	–	4	...	...	...	–	2	2	2	1	–
213	59	–	–	49	2	14	–	14	–	13	–	6.3	22800	–	1	...	...	...	–	2	2	1	–	–
214	42	–	–	31	21	15	–	15	–	13	–	5.9	19800	–	2	...	...	...	–	–	–	3	1	–
215	90	–	–	51	6	22	–	21	–	18	–	7.4	29100	–	2	...	...	...	–	–	–	1	2	1
216	3	...	...	...	...	1	...	...	...	...	...	...	...	...	...	...	...	...	...	...	...	...	...	...
217	26	–	–	39	12	7	–	7	–	5	–	5.8	15800	–	2	...	...	...	–	–	–	–	1	–
218	41	–	7	24	2	11	–	11	–	9	–	6.4	24600	–	2	...	...	...	–	–	–	–	1	–
219	45	–	–	20	11	18	–	18	–	17	–	6.3	17400	–	1	...	...	...	–	–	–	1	–	–
220	63	–	–	44	5	15	–	15	–	14	–	6.5	21400	–	1	...	...	...	–	–	–	–	1	2
221	35	–	–	23	23	14	–	14	–	13	–	5.9	23000	–	1	...	...	...	–	–	–	1	2	–
222	46	–	–	33	26	16	–	16	–	13	–	6.3	20300	–	3	...	...	...	–	–	–	–	2	–
223	36	–	–	31	22	12	–	12	–	12	–	6.0	21500	–	–	–	–	–	–	–	–	1	–	–
224	68	–	–	49	6	18	–	18	–	15	–	6.3	18900	–	1	...	...	...	–	1	1	1	2	–
301	60	–	–	48	2	15	–	15	–	15	–	7.0	28800	–	–	–	–	–	–	–	–	–	1	–
302	43	–	–	35	7	12	–	12	–	11	–	6.2	23000	–	1	...	...	...	–	–	–	1	1	–
303	49	–	–	35	6	14	–	14	–	14	–	7.0	23700	–	–	–	–	–	–	–	–	1	–	–
304	60	–	–	50	8	16	–	16	–	14	–	6.9	21100	–	1	...	...	...	–	–	–	1	2	–
305	58	–	–	35	7	14	–	14	–	11	–	6.2	23200	–	3	...	...	...	–	2	2	–	1	–
306	37	–	–	41	5	12	–	12	–	10	–	7.2	34000	–	1	...	...	...	–	–	–	2	–	–
307	39	–	–	26	5	12	–	12	–	11	–	6.5	23100	–	1	...	...	...	–	–	–	3	–	–
308	25	–	–	40	8	8	–	8	–	7	–	6.3	23900	–	1	...	...	...	–	1	1	3	–	–
309	9	–	–	33	11	4	...	...	...	...	...	...	...	–	...	...	...	...	–	...	...	...	...	...
310	26	–	–	35	4	9	–	4	–	4	...	...	...	–	4	...	...	...	–	–	–	2	1	–
311#	38	–	–	11	21	23	–	3	1	3	...	...	...	–	18	–	3.2	106	–	1	1	9	–	–
312#	21	–	–	–	29	11	–	7	–	2	...	...	...	–	9	–	3.2	79	–	–	–	3	–	–
313	34	–	–	32	32	12	–	10	–	8	–	5.1	14200	–	4	...	...	...	–	–	–	2	–	–
314#	35	–	–	9	40	22	–	8	–	6	–	4.7	8800	–	12	–	3.3	104	–	–	–	5	–	–
315#	44	–	–	7	25	28	1	1	26	1	...	...	...	–	23	1	3.4	152	–	1	1	9	3	1
316	51	–	–	33	6	20	–	20	–	12	–	4.8	11000	–	6	–	5.0	103	–	–	–	4	2	–
317	61	–	–	34	5	18	–	18	–	11	–	5.5	13900	–	7	–	4.9	79	–	1	1	1	1	–

[Data exclude vacant seasonal and vacant migratory housing units. For minimum base for derived figures (percent, average, etc.) and meaning of symbols, see text]

Blocks Within Census Tracts	Total population	Percent of total population: Negro	In group quarters	Under 18 years	62 years and over	Year-round housing units: Total	Lacking some or all plumbing facilities	Units in—: One-unit structures	Structures of 10 or more units	Occupied housing units: Owner: Total	Lacking some or all plumbing facilities	Average number of rooms	Average value (dollars)	Percent Negro	Renter: Total	Lacking some or all plumbing facilities	Average number of rooms	Average contract rent (dollars)	Percent Negro	1.01 or more persons per room: Total	With all plumbing facilities	One-person households	With female head of family	With roomers, boarders, or lodgers
318	27	–	–	33	15	10	–	10	–	7	–	5.4	14100	–	3	...	...	...	–	–	–	3	1	–
319	41	–	–	49	5	11	–	11	–	8	–	6.1	15800	–	3	...	...	...	–	2	2	1	1	–
320	33	–	–	27	15	12	–	12	–	10	–	5.9	17400	–	2	...	...	...	–	–	–	1	2	–
321	37	–	–	32	14	11	–	11	–	11	–	6.5	21500	–	–	–	–	–	–	–	–	–	–	–
322#	93	–	–	40	8	25	–	25	–	19	–	5.6	14100	–	6	–	5.5	114	–	1	1	2	2	1
401#	64	–	–	36	3	16	–	16	–	11	–	5.5	15500	–	5	–	6.6	100	–	2	2	1	–	–
402	59	–	–	37	10	21	–	21	–	12	–	5.0	11900	–	9	–	4.2	101	–	2	2	5	–	–
403	43	–	–	28	12	13	–	13	–	7	–	5.1	9800	–	6	–	5.5	92	–	1	1	–	3	–
404	54	–	–	28	15	18	–	17	–	9	–	5.7	11000	–	9	–	4.6	91	–	2	2	3	1	–
405	70	–	–	40	7	18	–	18	–	17	–	5.5	12700	–	1	...	...	...	–	1	1	–	–	–
406	16	–	–	25	–	14	–	5	9	3	...	...	...	–	4	...	...	...	–	–	–	4	–	–
407	48	–	–	33	6	19	–	11	–	5	–	5.6	14000	–	10	–	4.3	88	–	1	1	–	–	–
408	10	–	–	–	80	7	–	7	–	6	–	5.3	14800	–	–	–	–	–	–	–	–	2	–	–
409	7	–	–	–	86	6	–	6	–	4	...	...	...	–	–	–	–	–	–	...	...	...	...	...
410#	22	–	–	27	18	13	1	12	–	5	–	5.4	12000	–	5	–	4.2	59	–	–	–	4	1	–
411#	100	–	–	39	9	31	–	24	–	14	–	5.0	10600	–	14	–	4.2	76	–	8	8	3	1	1
412	34	–	–	38	12	15	–	10	–	4	...	...	...	–	9	–	4.3	80	–	1	1	6	–	–
413	29	–	–	48	7	10	–	9	–	6	–	5.5	13300	–	3	...	...	...	–	1	1	1	2	–
414	83	–	–	30	24	47	–	15	19	8	–	4.9	9800	–	27	–	3.2	107	–	3	3	17	3	–
415	69	–	–	44	4	20	–	20	–	10	–	5.5	10300	–	8	–	3.8	77	–	2	2	5	1	1
416	73	–	–	36	11	22	–	22	–	12	–	4.8	8700	–	9	–	5.1	88	–	3	3	–	2	–
417	53	–	–	30	15	34	–	15	1	6	–	3.5	...	–	19	–	3.2	89	–	1	1	12	2	–
418	9	–	–	22	22	4	...	...	...	...	...	...	...	–	...	...	...	...	–	...	...	...	...	...
419	53	–	–	36	6	15	–	15	–	9	–	5.9	9600	–	6	–	5.3	103	–	1	1	2	–	–
502	11	–	–	18	27	4	...	...	...	...	...	...	...	–	...	...	...	...	–	...	...	...	...	...
505	114	–	–	43	4	26	–	26	–	23	–	6.0	18400	–	2	...	...	...	–	1	1	–	–	–
506	31	–	–	45	7	8	–	8	–	8	–	6.9	24500	–	–	–	–	–	–	–	–	–	–	–
507	33	–	–	30	–	9	–	9	–	7	–	5.6	19800	–	2	...	...	...	–	–	–	–	–	–
508	79	–	–	46	4	21	–	21	–	19	–	5.3	16600	–	2	...	...	...	–	1	1	2	2	–
509	107	–	–	48	2	27	–	27	–	25	–	5.6	15400	–	2	...	...	...	–	2	2	1	2	–
510	109	–	–	46	5	30	2	28	–	26	–	6.1	18400	–	2	...	...	...	–	1	1	–	–	–
511	104	–	–	45	3	27	–	27	–	24	–	5.6	14800	–	3	...	...	...	–	2	2	–	–	–
512	92	–	–	45	2	24	–	24	–	18	–	5.9	13800	–	6	–	5.5	116	–	2	2	–	4	–
513	95	–	–	51	–	23	–	23	–	20	–	5.8	17000	–	3	...	...	...	–	3	3	1	2	1
514	116	–	–	53	3	26	–	26	–	21	–	5.8	15800	–	5	–	5.8	151	–	3	3	2	1	–
515	27	–	–	48	4	9	–	9	–	5	–	6.2	15300	–	2	...	...	...	–	–	–	1	1	–
901	27	–	–	44	15	9	–	6	3	3	...	...	...	–	5	–	3.6	...	–	2	2	1	–	–
902	16	–	–	44	19	5	–	2	3	2	...	...	...	–	3	...	...	...	–	1	1	1	–	–
903	584	–	–	39	5	205	2	113	84	97	1	6.8	27000	–	90	1	4.2	170	–	8	7	30	4	–
209	2994	–	–	37	10	942	20	856	26	673	4	5.7	16800	–	217	9	4.8	118	–	55	52	77	41	4
101	170	–	–	41	7	53	–	52	1	45	–	5.8	21300	–	3	...	...	...	–	2	2	4	1	–
102	5	–	–	20	–	2	...	...	...	...	...	...	...	–	...	...	...	...	–	...	...	...	...	...
103	7	–	–	43	14	2	...	...	...	...	...	...	...	–	...	...	...	...	–	...	...	...	...	...
104#	36	–	–	22	8	15	–	3	–	2	...	...	...	–	13	–	4.0	112	–	–	–	3	2	–
105	81	–	–	46	10	20	–	20	–	15	–	5.9	19800	–	5	–	5.6	167	–	1	1	–	–	–
106	96	–	–	49	4	22	–	22	–	20	–	5.8	18300	–	2	...	...	...	–	4	4	2	–	–
107	142	–	–	49	1	35	–	35	–	33	–	6.0	19400	–	2	...	...	...	–	1	1	–	3	–
108	69	–	–	49	3	19	–	18	–	16	–	6.3	20700	–	2	...	...	...	–	–	–	–	1	–
110	68	–	–	40	9	19	–	19	–	17	–	6.0	17400	–	1	...	...	...	–	–	–	–	–	–
111	64	–	–	36	5	19	–	19	–	18	–	5.7	16200	–	–	–	–	–	–	1	1	–	–	–
112	45	–	–	33	9	13	–	13	–	10	–	5.6	15300	–	3	...	...	...	–	1	1	2	1	–
113	62	–	–	39	2	17	–	17	–	12	–	5.6	12600	–	4	...	...	...	–	3	3	–	–	–
114	73	–	–	47	4	18	–	18	–	11	–	5.6	13000	–	7	–	5.1	89	–	1	1	1	–	–
115#	61	–	–	39	8	19	–	19	–	11	–	5.1	12100	–	8	–	4.5	99	–	2	2	1	1	–
116	57	–	–	40	5	18	–	18	–	10	–	5.5	12300	–	8	–	4.8	94	–	–	–	2	4	–
118	83	–	–	45	10	23	–	23	–	18	–	5.4	15100	–	5	–	5.6	120	–	2	2	1	1	–
119	61	–	–	38	3	17	1	17	–	16	1	5.8	15800	–	–	–	–	–	–	–	–	–	–	–
120	39	–	–	23	13	12	–	12	–	12	–	6.1	18400	–	–	–	–	–	–	–	–	–	–	–
121#	95	–	–	32	16	32	–	32	–	25	–	5.3	16100	–	7	–	5.3	117	–	3	3	3	–	1
201	51	–	–	39	2	17	–	17	–	12	–	6.3	19000	–	4	...	...	...	–	–	–	2	–	–
202	27	–	–	26	15	11	–	11	–	11	–	5.7	18200	–	–	–	–	–	–	–	–	2	1	–
203	25	–	–	40	12	9	–	9	–	8	–	4.8	13600	–	–	–	–	–	–	–	–	1	–	–
204	38	–	–	21	11	12	–	12	–	11	–	6.5	18300	–	1	...	...	...	–	–	–	–	3	–
205	32	–	–	31	6	9	–	9	–	8	–	5.9	14400	–	1	...	...	...	–	–	–	–	1	–
206	44	–	–	23	5	17	–	17	–	12	–	5.5	15300	–	3	...	...	...	–	1	1	1	–	–
207	51	–	–	47	4	12	–	12	–	11	–	5.9	18100	–	–	–	–	–	–	2	2	1	2	1
208#	32	–	–	22	16	12	–	6	–	7	–	5.7	20200	–	5	–	4.0	163	–	1	1	1	–	–
209#	45	–	–	13	31	28	1	5	18	4	...	...	...	–	20	1	4.2	184	–	–	–	8	3	–
210	–	–	–	–	–	2	...	...	...	...	...	...	...	–	...	...	...	...	–	...	...	...	...	...
211#	33	–	–	24	15	14	–	7	–	7	–	4.9	13800	–	6	–	3.0	95	–	2	2	3	–	–
212#	35	–	–	26	6	12	–	9	–	6	–	5.2	14400	–	6	–	4.7	95	–	–	–	–	1	–
213	79	–	–	47	6	20	–	20	–	16	–	5.4	13800	–	4	...	...	...	–	–	–	–	2	–
214	51	–	–	37	16	15	–	15	–	13	–	5.5	17400	–	2	...	...	...	–	–	–	–	–	1
215	42	–	–	41	10	12	–	12	–	12	–	5.2	12500	–	–	–	–	–	–	1	1	–	–	–
216	53	–	–	40	8	13	–	13	–	11	–	5.5	13500	–	2	...	...	...	–	3	3	–	2	–
217	26	–	–	39	–	6	–	6	–	6	–	6.0	14600	–	–	–	–	–	–	1	1	–	–	–
218	50	–	–	52	4	10	–	10	–	10	–	5.8	16100	–	–	–	–	–	–	2	2	–	1	–
219	22	–	–	46	5	6	–	6	–	4	...	...	...	–	2	...	...	...	–	–	–	1	–	–
301	32	–	–	44	–	11	–	11	–	7	–	6.9	19800	–	2	...	...	...	–	–	–	1	–	–
302	18	–	–	33	11	5	–	5	–	4	...	...	...	–	1	...	...	...	–	–	–	1	–	–
303	36	–	–	28	33	13	–	13	–	11	–	5.5	17000	–	2	...	...	...	–	1	1	2	–	–
304	45	–	–	16	31	18	–	18	–	14	–	5.5	13900	–	4	...	...	...	–	–	–	1	–	1
305	41	–	–	34	10	14	–	14	–	8	–	5.3	13300	–	6	–	5.0	88	–	–	–	3	–	–
306	25	–	–	8	24	19	–	8	–	7	–	4.7	9800	–	4	...	...	...	–	–	–	2	–	–
307	48	–	–	31	21	17	–	17	–	8	–	5.5	13300	–	9	–	5.0	102	–	1	1	3	1	–
308	15	–	–	7	47	6	–	6	–	6	–	5.3	15200	–	–	–	–	–	–	–	–	–	2	–
309	25	–	–	28	28	11	–	11	–	10	–	5.8	15900	–	–	–	–	–	–	–	–	2	1	–
310	24	–	–	21	46	10	–	10	–	9	–	5.8	18200	–	1	...	...	...	–	–	–	1	–	–
311	6	–	–	17	–	3	...	...	...	...	...	...	...	–	...	...	...	...	–	...	...	...	...	...

[Data exclude vacant seasonal and vacant migratory housing units. For minimum base for derived figures (percent, average, etc.) and meaning of symbols, see text]

Blocks Within Census Tracts	Total population	Percent of total population: Negro	In group quarters	Under 18 years	62 years and over	Year-round housing units: Total	Lacking some or all plumbing facilities	Units in—: One-unit structures	Structures of 10 or more units	Occupied housing units: Owner: Total	Lacking some or all plumbing facilities	Average number of rooms	Average value (dollars)	Percent Negro	Renter: Total	Lacking some or all plumbing facilities	Average number of rooms	Average contract rent (dollars)	Percent Negro	1.01 or more persons per room: Total	With all plumbing facilities	One-person households	With female head of family	With roomers, boarders, or lodgers
312	51	–	–	37	18	18	–	18	–	14	–	6.0	17700	–	3	...	...	...	–	–	–	2	1	–
313	51	–	–	33	16	18	–	18	–	14	–	5.9	12900	–	4	...	...	...	–	2	2	3	3	–
314	46	–	–	20	24	16	–	16	–	13	–	5.7	15600	–	3	...	...	...	–	–	–	1	–	–
315#	19	–	–	26	21	10	–	2	7	–	–	–	–	–	8	–	4.1	152	–	–	–	2	–	–
901	107	–	–	45	8	26	–	26	–	20	–	5.9	16100	–	5	–	6.8	...	–	4	4	3	–	–
902	33	–	–	46	–	10	2	8	–	7	1	6.3	...	–	1	...	...	...	–	–	–	1	–	–
903	37	–	–	43	19	11	1	10	–	9	–	5.1	...	–	1	...	...	...	–	3	2	3	–	–
904	35	–	–	29	17	14	4	10	–	9	–	5.1	...	–	4	...	...	...	–	1	–	2	–	–
905	32	–	–	31	6	10	–	10	–	5	–	5.4	...	–	4	...	...	...	–	1	1	1	–	–
906	25	–	–	56	8	5	–	5	–	5	–	6.2	...	–	–	–	–	–	–	1	1	–	–	–
907	58	–	–	45	9	15	2	15	–	11	–	6.1	13000	–	3	...	...	...	–	2	2	1	–	–
908	13	–	–	23	39	6	1	6	–	3	...	...	...	–	1	...	...	...	–	...	...	...	...	...
909	101	–	–	36	6	36	3	31	–	11	2	6.3	32000	–	21	–	5.0	96	–	2	2	2	2	–
910	12	–	–	50	33	3	...	...	...	...	...	...	...	–	...	...	...	...	–	...	...	...	...	...
911	9	–	–	56	11	5	4	5	–	1	...	...	...	–	1	...	...	...	–	...	...	...	...	...
210	5466	–	2	35	17	1803	31	1494	69	1053	7	5.3	12800	–	610	16	4.1	79	–	255	243	286	152	16
101	68	–	65	15	66	8	1	8	–	2	...	...	...	–	5	1	3.4	...	–	3	2	3	1	–
102#	172	–	–	55	6	37	–	27	–	4	...	...	...	–	32	–	3.7	42	–	18	18	3	4	–
103#	168	–	–	54	7	36	–	30	–	–	–	–	–	–	35	–	3.5	40	–	18	18	2	9	–
104	33	–	21	52	–	6	2	2	–	–	–	–	–	–	6	2	1.7	28	–	5	3	1	–	–
105#	215	–	–	61	4	40	7	19	–	–	–	–	–	–	36	6	2.9	37	–	29	23	–	5	–
106	116	–	–	53	1	21	–	20	–	2	...	...	...	–	18	–	3.5	42	–	16	16	–	3	–
107	84	–	–	29	17	37	5	27	–	25	–	5.0	16000	–	5	–	5.0	55	–	3	3	3	1	–
111	5	–	–	20	20	2	...	...	...	...	...	...	...	–	...	...	...	...	–	...	...	...	...	...
112	158	–	–	25	15	60	–	22	–	55	–	4.3	8400	–	4	...	...	...	–	3	3	10	–	–
113	136	–	–	39	10	38	–	37	–	24	–	4.8	11200	–	14	–	4.2	68	–	11	11	8	3	–
114#	157	–	–	43	7	40	2	39	–	22	–	4.9	8900	–	15	2	3.7	76	–	13	12	4	3	1
115#	54	–	–	39	22	17	1	17	–	11	–	5.1	12300	–	6	1	4.5	93	–	2	2	3	1	–
116	71	–	–	44	7	17	–	17	–	11	–	5.1	6500	–	4	...	...	...	–	4	4	1	3	–
117#	27	–	–	30	26	10	–	10	–	5	–	4.2	...	–	5	–	4.4	51	–	1	1	3	–	–
118	54	2	–	20	13	24	2	17	–	10	–	4.7	13000	–	10	–	4.0	65	10	2	2	2	1	–
119	91	–	–	33	11	33	–	31	–	17	–	5.1	9200	–	12	–	5.1	85	–	5	5	6	3	1
120	42	–	–	48	7	10	–	9	–	5	–	5.4	11800	–	5	–	5.4	...	–	2	2	1	1	–
121	42	–	–	24	17	20	–	14	3	8	–	5.4	9600	–	7	–	2.7	89	–	2	2	2	2	–
122	35	–	–	14	66	19	1	2	1	18	1	2.7	...	–	1	...	...	...	–	2	2	9	–	–
201	19	–	–	42	11	8	–	8	–	3	...	...	...	–	3	...	...	...	–	1	1	2	–	–
202	30	–	–	7	50	24	4	7	1	14	2	2.9	...	–	7	2	3.6	48	–	1	1	14	3	–
203	13	–	–	–	77	21	–	19	1	4	...	...	...	–	6	–	1.7	45	–	–	–	7	–	–
204	4	...	...	...	...	3	...	...	...	...	...	...	...	...	...	...	...	...	...	...	...	...	...	...
205	58	–	–	9	47	38	1	24	–	17	1	5.4	13100	–	13	–	4.0	80	–	–	–	10	2	1
206	45	–	–	11	51	26	–	23	–	17	–	5.6	11400	–	4	...	...	...	–	–	–	7	–	1
207	28	–	–	21	36	12	1	12	–	11	1	5.6	14400	–	–	–	–	–	–	–	–	1	–	–
208	54	–	–	46	15	19	–	19	–	15	–	5.3	11200	–	1	...	...	...	–	3	3	2	–	–
209	36	–	–	17	44	15	–	15	–	13	–	5.5	13000	–	1	...	...	...	–	–	–	2	–	–
210	22	–	–	27	14	12	–	8	–	5	–	5.8	20500	–	5	–	4.2	79	–	–	–	5	–	–
211#	65	–	–	12	40	37	–	35	–	16	–	5.8	18600	–	18	–	4.2	67	–	–	–	15	3	–
212#	41	–	–	46	15	14	–	12	–	5	–	5.6	...	–	8	–	4.3	71	–	1	1	5	–	1
213	63	–	–	27	13	19	–	19	–	16	–	5.4	14900	–	3	...	...	...	–	3	3	1	2	–
214	59	–	–	27	27	20	–	20	–	17	–	4.7	10000	–	2	...	...	...	–	2	2	2	4	–
215	48	–	–	52	6	11	–	10	–	8	–	6.0	9800	–	3	...	...	...	–	1	1	–	2	–
216	47	–	–	40	9	12	–	12	–	7	–	6.3	8800	–	5	–	4.2	71	–	3	3	1	1	–
217	30	–	–	27	20	12	–	12	–	11	–	5.4	9400	–	1	...	...	...	–	1	1	2	1	–
218#	51	–	–	31	18	16	–	16	–	9	–	5.3	13000	–	7	–	5.0	86	–	1	1	2	–	–
220	24	–	–	33	25	12	–	7	–	6	–	5.7	17000	–	3	...	...	...	–	–	–	3	–	–
221#	38	–	–	16	18	19	–	17	–	12	–	5.8	12500	–	5	–	5.2	75	–	–	–	5	2	–
222	21	–	–	14	29	9	–	9	–	8	–	5.9	15200	–	1	...	...	...	–	–	–	2	2	–
301	46	–	–	44	15	17	–	17	–	12	–	6.0	11900	–	1	...	...	...	–	2	2	1	2	–
302#	65	–	–	45	8	19	–	19	–	11	–	5.6	12300	–	7	–	4.7	80	–	2	2	2	3	–
303	49	–	–	41	22	17	–	16	–	12	–	4.8	9400	–	2	...	...	...	–	3	3	2	1	–
304#	146	1	22	33	30	31	–	28	3	20	–	4.8	8600	–	10	–	3.6	122	–	4	4	3	3	–
306	90	–	–	43	8	26	–	26	–	21	–	4.5	8000	–	3	...	...	...	–	6	6	–	4	–
307	108	–	–	44	7	25	–	25	–	15	–	4.7	8400	–	10	–	4.5	76	–	9	9	–	3	–
308	59	–	–	34	14	18	–	18	–	12	–	5.8	11000	–	5	–	4.8	...	–	1	1	1	1	–
309	46	–	–	35	22	15	–	15	–	12	–	5.5	15900	–	2	...	...	...	–	1	1	–	1	–
310	57	–	–	26	33	21	–	18	–	14	–	4.9	13200	–	7	–	5.0	91	–	2	2	2	3	–
311	53	–	–	30	17	19	–	17	–	14	–	5.6	12100	–	5	–	4.8	110	–	–	–	4	–	–
312	69	–	–	44	13	19	–	19	–	15	–	5.4	9600	–	4	...	...	...	–	1	1	–	1	–
313	51	–	–	43	10	15	–	15	–	13	–	5.8	13700	–	2	...	...	...	–	2	2	1	2	–
314	64	–	–	41	6	14	–	14	–	12	–	5.8	15100	–	2	...	...	...	–	4	4	1	–	–
317	20	–	–	35	5	8	–	8	–	5	–	9.0	33500	–	1	...	...	...	–	–	–	1	1	–
318	62	–	–	31	24	22	–	22	–	18	–	5.4	13100	–	3	...	...	...	–	2	2	3	3	–
319	69	–	–	51	7	19	–	19	–	9	–	5.2	11800	–	8	–	5.3	74	–	3	3	3	2	–
320	33	–	–	36	12	12	–	12	–	7	–	5.3	12000	–	4	...	...	...	–	1	1	1	–	–
321	48	–	–	23	19	15	–	15	–	11	–	5.0	13900	–	4	...	...	...	–	1	1	3	–	–
401	108	–	–	25	19	33	–	33	–	30	–	6.3	18600	–	3	...	...	...	–	2	2	5	4	–
402	73	–	–	43	15	19	–	19	–	14	–	5.9	13800	–	5	–	5.2	81	–	4	4	3	–	–
403	57	–	–	33	23	17	–	17	–	13	–	5.7	13700	–	4	...	...	...	–	2	2	2	–	–
404	56	–	–	29	9	16	–	16	–	14	–	5.5	15000	–	2	...	...	...	–	3	3	2	2	1
405	64	–	–	34	19	21	–	19	2	14	–	5.7	12700	–	7	–	5.3	104	–	2	2	5	2	–
406	66	–	–	30	24	22	–	19	–	17	–	5.5	11200	–	4	...	...	...	–	3	3	5	1	–
407	43	–	–	21	33	17	–	17	–	10	–	6.3	15500	–	7	–	4.6	112	–	–	–	3	2	1
408	23	–	–	13	48	12	–	7	–	7	–	6.3	16100	–	4	...	...	...	–	–	–	2	3	2
409	11	–	–	55	9	2	...	...	...	...	...	...	...	–	...	...	...	...	–	...	...	...	...	...
410	3	...	...	...	...	1	...	...	...	...	...	...	...	...	...	...	...	...	...	...	...	...	...	...
411	26	–	–	42	12	7	–	7	–	6	–	5.8	19200	–	1	...	...	...	–	2	2	1	–	–
412	32	–	–	38	3	10	–	10	–	6	–	5.8	15400	–	4	...	...	...	–	–	–	–	2	–
413	43	5	–	23	14	14	–	14	–	11	–	6.3	18800	–	2	...	...	...	...	1	1	2	–	–
414#	52	–	–	37	12	15	–	15	–	10	–	5.5	13100	–	5	–	5.4	82	–	2	2	–	3	–

[Data exclude vacant seasonal and vacant migratory housing units. For minimum base for derived figures (percent, average, etc.) and meaning of symbols, see text]

Blocks Within Census Tracts	Total population	Percent of total population: Negro	Percent of total population: In group quarters	Percent of total population: Under 18 years	Percent of total population: 62 years and over	Year-round housing units: Total	Year-round housing units: Lacking some or all plumbing facilities	Year-round housing units: Units in—One-unit structures	Year-round housing units: Units in—Structures of 10 or more units	Occupied housing units: Owner: Total	Owner: Lacking some or all plumbing facilities	Owner: Average number of rooms	Owner: Average value (dollars)	Owner: Percent Negro	Occupied housing units: Renter: Total	Renter: Lacking some or all plumbing facilities	Renter: Average number of rooms	Renter: Average contract rent (dollars)	Renter: Percent Negro	1.01 or more persons per room: Total	1.01 or more persons per room: With all plumbing facilities	One-person households	With female head of family	With roomers, boarders, or lodgers
415	25	–	–	20	12	10	–	9	–	7	–	5.1	18300	–	3	...	...	...	–	–	–	1	1	–
416	23	–	–	22	9	10	–	8	–	5	–	6.6	...	–	4	...	...	...	–	–	–	3	1	–
417	56	–	–	45	7	12	–	9	–	10	–	6.2	14700	–	2	...	...	...	–	3	3	1	–	–
418	23	–	–	39	4	7	–	6	–	4	...	...	...	–	2	...	...	...	–	–	–	–	1	1
419	43	–	–	23	37	17	–	11	–	12	–	5.2	12200	–	5	–	4.4	80	–	1	1	5	1	1
420	5	–	–	–	40	3	...	...	...	...	...	...	...	–	...	...	...	...	–	...	...	...	...	...
501	11	–	–	9	46	6	–	6	–	4	...	...	...	–	1	...	...	...	–	–	–	1	1	–
502	26	–	–	19	31	16	–	7	–	4	...	...	...	–	8	–	3.5	64	–	–	–	5	–	–
503	39	–	–	51	13	12	–	12	–	7	–	6.0	12100	–	3	...	...	...	–	2	2	2	–	–
504	19	–	–	47	26	7	–	5	–	2	...	...	...	–	4	...	...	...	–	3	3	2	1	–
505	25	–	–	28	20	9	1	9	–	7	1	5.0	7600	–	1	...	...	...	–	–	–	1	2	–
506	44	–	–	32	9	15	–	15	–	11	–	5.0	9600	–	3	...	...	...	–	1	1	3	–	–
507	37	–	–	19	30	15	–	13	–	9	–	5.7	9700	–	4	...	...	...	–	1	1	2	2	1
508	10	–	–	20	40	4	...	...	...	...	...	...	...	–	...	...	...	...	–	...	...	...	...	...
509	23	–	–	39	30	11	–	9	–	6	–	5.2	11900	–	4	...	...	...	–	–	–	5	2	–
510	5	–	–	20	20	2	...	...	...	...	...	...	...	–	...	...	...	...	–	...	...	...	...	...
511	41	–	–	29	24	14	–	14	–	9	–	5.3	8800	–	4	...	...	...	–	2	2	–	–	–
512	45	–	–	38	16	12	–	11	1	8	–	6.9	11300	–	4	...	...	...	–	3	3	1	–	–
513	23	–	–	30	13	9	–	8	–	6	–	5.3	11700	–	2	...	...	...	–	–	–	1	–	–
514	39	–	–	33	15	14	–	11	–	12	–	4.8	10000	–	1	...	...	...	–	2	2	3	–	–
515	67	–	–	52	6	12	–	12	–	7	–	5.4	5400	–	5	–	5.0	65	–	4	4	–	2	1
516#	75	–	–	40	15	24	1	24	–	14	–	5.4	9800	–	6	1	5.3	81	–	3	2	2	1	–
517	94	–	–	38	15	33	1	28	1	18	–	5.6	8500	–	11	1	4.5	82	–	3	2	7	4	1
518	70	–	–	29	24	32	–	20	–	8	–	4.8	8100	–	22	–	3.6	85	–	2	2	9	4	–
519	126	–	–	11	32	67	–	9	55	5	–	5.6	...	–	56	–	3.8	156	–	–	–	15	7	1
520	38	–	–	40	24	13	–	13	–	11	–	5.5	12200	–	1	...	...	...	–	2	2	2	5	1
521	44	–	–	21	30	19	–	19	–	16	–	6.3	17300	–	2	...	...	...	–	1	1	4	1	–
522	38	–	–	34	11	14	1	14	–	9	1	6.2	14700	–	4	...	...	...	–	1	1	1	3	–
523	36	–	–	25	22	12	–	11	–	10	–	5.8	14200	–	1	...	...	...	–	–	–	–	1	–
211	5355	1	–	38	15	1862	505	1383	41	633	100	4.9	9000	2	981	337	3.2	51	1	440	222	374	305	46
101#	29	–	–	24	17	13	–	9	–	5	–	5.2	...	–	7	–	4.7	79	–	–	–	5	2	1
103#	37	–	–	32	16	15	–	12	–	6	–	6.0	14500	–	7	–	4.6	72	–	1	1	4	5	1
104	32	–	–	47	19	11	–	10	–	5	–	5.4	10800	–	5	–	3.8	49	–	1	1	3	3	–
105	29	–	–	21	28	14	–	9	–	6	–	6.8	18500	–	7	–	3.0	65	–	1	1	4	4	1
106	33	–	–	27	18	10	–	10	–	7	–	6.1	14400	–	3	...	...	...	–	1	1	1	–	1
107	46	–	–	35	13	21	–	16	–	9	–	4.3	8800	–	8	–	3.4	49	–	2	2	5	2	–
108	39	–	–	33	13	14	–	13	–	7	–	5.4	6600	–	3	...	...	...	–	1	1	2	1	–
109	68	–	–	50	2	16	–	14	–	5	–	5.6	7300	–	8	–	4.4	44	–	4	4	–	3	–
110	37	–	–	19	16	18	–	16	–	10	–	4.5	7500	–	6	–	4.0	71	–	1	1	4	2	–
111	21	–	–	5	52	13	–	11	–	6	–	5.3	18100	–	5	–	3.8	...	–	–	–	4	–	–
112	25	–	–	12	20	13	–	6	–	7	–	5.3	...	–	4	...	...	...	–	1	1	3	–	–
113	37	–	–	24	30	18	–	8	–	5	–	5.2	...	–	12	–	3.4	89	–	1	1	7	3	–
114	41	–	–	32	20	16	1	13	–	7	–	5.6	8700	–	9	1	4.0	72	–	1	1	5	3	–
115#	48	–	–	33	13	18	–	12	–	3	...	...	...	–	13	–	4.4	48	–	1	1	2	5	–
116#	50	–	–	22	20	23	–	7	–	5	–	5.6	10800	–	16	–	3.2	90	–	3	3	7	3	2
117	29	–	–	17	45	14	1	12	–	8	1	5.1	11300	–	3	...	...	...	–	2	2	3	–	–
118#	69	–	–	46	10	25	1	10	–	6	–	4.5	10000	–	15	1	3.4	61	–	6	5	5	6	–
119	36	–	–	28	33	18	–	10	–	6	–	4.8	...	–	8	–	4.1	66	–	1	1	3	4	–
120	45	–	–	20	24	25	1	6	12	6	–	4.7	...	–	16	1	3.6	56	–	1	1	8	2	1
121	21	–	–	29	5	12	–	3	–	1	...	...	...	–	7	–	2.4	74	–	2	2	3	–	–
122	29	–	–	38	14	7	–	6	–	6	–	7.3	12700	–	1	...	...	...	–	–	–	1	1	–
123	38	–	–	34	8	11	1	9	–	6	–	4.8	6600	–	5	1	4.0	...	–	3	2	2	–	1
124	39	–	–	31	21	12	1	11	–	6	1	6.0	7000	–	6	–	4.2	60	–	2	2	2	1	1
201	36	–	–	6	28	14	–	12	–	10	–	5.3	9900	–	3	...	...	...	–	2	2	1	5	–
202#	76	–	–	34	7	21	6	17	–	10	2	4.3	6400	–	10	3	3.2	46	–	7	5	4	3	–
203	64	–	–	38	8	16	1	10	1	4	...	...	...	–	12	1	4.4	59	–	5	5	2	2	1
204	14	–	–	–	71	16	–	7	–	5	–	6.8	...	–	3	...	...	...	–	–	–	4	–	–
205	31	–	–	13	55	27	–	9	–	3	...	...	...	–	13	–	3.3	110	–	1	1	7	2	–
206	26	–	–	8	42	11	–	11	–	6	–	5.5	8300	–	4	...	...	...	–	–	–	2	2	–
207#	55	11	–	33	15	27	–	12	–	8	–	5.8	12000	25	15	–	3.2	95	–	3	3	10	2	1
208#	24	–	–	17	21	14	–	5	–	4	...	...	...	–	8	–	1.8	98	–	2	2	4	–	–
209#	22	–	–	18	23	14	–	6	–	5	–	5.0	...	–	7	–	3.7	65	–	1	1	5	–	–
210	17	–	–	18	6	14	–	9	–	5	–	4.2	...	–	3	...	...	...	–	–	–	3	–	–
211	18	–	–	–	61	15	–	13	–	6	–	4.5	13100	–	3	...	...	...	–	–	–	2	1	–
212	26	–	–	8	50	17	–	6	–	4	...	...	...	–	12	–	3.6	67	–	–	–	8	1	–
213	16	–	–	–	69	9	1	3	1	5	1	6.6	...	–	1	...	...	...	–	–	–	2	–	1
215	53	–	–	40	8	16	–	14	–	7	–	5.4	8800	–	8	–	4.3	46	–	2	2	2	1	1
216	48	–	–	31	8	16	–	11	–	6	–	5.2	7200	–	10	–	3.6	46	–	1	1	1	4	–
217#	20	–	–	10	25	9	2	9	–	4	...	...	...	–	5	2	3.8	33	–	1	–	4	2	1
218	22	–	–	36	14	8	–	8	–	4	...	...	...	–	3	...	...	...	–	1	1	2	–	–
219	16	–	–	6	69	12	–	5	–	–	–	–	–	–	10	–	2.4	51	–	–	–	5	–	–
221	32	–	–	9	69	34	1	20	8	4	...	...	...	–	15	1	3.1	89	–	1	1	12	1	1
222	5	–	–	–	60	6	–	3	–	2	...	...	...	–	2	...	...	...	–	...	...	...	...	...
223	22	–	–	18	27	11	–	6	–	3	...	...	...	–	8	–	2.4	56	–	1	1	6	–	–
224	1	...	...	...	...	1	...	...	...	...	...	...	...	...	...	...	...	...	...	...	...	...	...	...
301	18	–	–	6	44	20	–	17	–	3	...	...	...	–	8	–	2.8	94	–	1	1	5	–	–
302	16	–	–	6	44	13	–	6	–	2	...	...	...	–	7	–	3.3	79	–	–	–	5	–	–
303	21	–	–	33	14	11	–	7	–	–	–	–	–	–	9	–	3.0	66	–	2	2	4	2	–
305	3	...	...	...	...	2	...	...	...	...	...	...	...	...	...	...	...	...	...	...	...	...	...	...
310	5	–	–	20	40	2	...	...	...	...	...	...	...	–	...	...	...	...	–	...	...	...	...	...
320	2	...	...	...	...	1	...	...	...	...	...	...	...	...	...	...	...	...	...	...	...	...	...	...
327	4	...	...	...	...	1	...	...	...	...	...	...	...	...	...	...	...	...	...	...	...	...	...	...
401	2	...	...	...	...	2	...	...	...	...	...	...	...	...	...	...	...	...	...	...	...	...	...	...
402	10	–	–	80	–	2	...	...	...	...	...	...	...	–	...	...	...	...	–	...	...	...	...	...
403	36	–	–	50	6	11	6	8	–	–	–	–	–	–	8	4	3.3	43	–	6	2	–	5	–
406	7	–	–	57	14	4	...	...	...	...	...	...	...	–	...	...	...	...	–	...	...	...	...	...
407	33	–	–	33	–	9	–	8	–	1	...	...	...	–	8	–	4.1	56	–	1	1	–	–	–
410	9	–	–	11	–	3	...	...	...	...	...	...	...	–	...	...	...	...	–	...	...	...	...	...
411	45	–	–	24	16	19	13	12	–	4	...	...	...	–	14	11	2.6	27	–	3	1	8	3	1

[Data exclude vacant seasonal and vacant migratory housing units. For minimum base for derived figures (percent, average, etc.) and meaning of symbols, see text]

Blocks Within Census Tracts	Total population	Percent of total population: Negro	Percent of total population: In group quarters	Percent of total population: Under 18 years	Percent of total population: 62 years and over	Year-round housing units: Total	Year-round housing units: Lacking some or all plumbing facilities	Year-round housing units: Units in—One-unit structures	Year-round housing units: Units in—Structures of 10 or more units	Occupied housing units: Owner: Total	Owner: Lacking some or all plumbing facilities	Owner: Average number of rooms	Owner: Average value (dollars)	Owner: Percent Negro	Occupied housing units: Renter: Total	Renter: Lacking some or all plumbing facilities	Renter: Average number of rooms	Renter: Average contract rent (dollars)	Renter: Percent Negro	Occupied housing units: 1.01 or more persons per room: Total	1.01 or more persons per room: With all plumbing facilities	One-person households	With female head of family	With roomers, boarders, or lodgers
412	12	–	–	17	25	7	2	4	–	2	...	...	...	–	4	...	...	...	–	–	–	2	2	–
413	54	–	–	32	17	19	13	14	–	7	3	3.9	8300	–	12	10	2.0	32	–	7	2	6	4	–
414	82	–	–	33	13	30	22	19	–	4	...	...	...	–	25	21	2.6	29	–	11	2	6	10	1
415	72	–	–	22	21	28	9	21	–	7	–	4.7	11400	–	21	9	2.4	34	–	6	4	9	12	2
416	23	–	–	17	30	10	6	6	–	1	...	...	...	–	9	6	2.8	30	–	2	–	4	3	–
419	41	–	–	15	22	17	1	13	–	8	1	5.1	12100	–	8	–	3.4	45	–	1	1	4	3	1
420	38	–	–	29	24	20	–	7	–	5	–	5.0	...	–	12	–	3.6	60	–	1	1	5	6	–
421	30	–	–	13	37	22	–	12	–	2	...	...	...	–	15	–	3.7	79	–	–	–	7	3	–
422	44	–	–	34	16	15	–	14	–	6	–	6.7	16500	–	7	–	4.1	58	–	1	1	1	4	1
423	30	–	–	50	3	11	1	10	–	3	...	...	...	–	5	1	3.4	53	–	2	1	2	–	–
424	53	–	–	45	15	20	5	15	–	7	2	4.4	...	–	11	3	3.5	43	–	4	4	7	2	1
425#	40	–	–	30	10	15	2	8	–	4	...	...	...	–	9	1	3.3	52	–	3	3	5	2	–
427	33	–	–	24	15	12	4	11	–	6	1	6.0	11200	–	6	3	1.8	42	–	3	2	2	6	–
428	74	–	–	37	18	26	18	13	–	4	...	...	...	–	22	17	2.7	30	–	10	2	6	11	1
429	106	1	–	52	9	29	25	24	–	2	...	...	...	...	24	21	3.0	30	4	15	1	6	5	–
430	23	–	–	35	9	8	–	6	–	1	...	...	...	–	5	–	4.0	53	–	2	2	–	1	–
501	77	1	–	27	20	32	17	22	4	11	–	4.5	16400	–	20	16	2.4	39	5	6	2	14	6	–
502	81	–	–	38	6	21	9	15	3	5	1	4.4	6700	–	16	8	2.6	49	–	7	4	4	5	–
504	123	–	–	39	13	37	24	25	2	8	1	4.4	7000	–	27	21	2.4	34	–	15	3	5	12	2
505	67	–	–	52	10	18	9	16	–	6	2	4.3	19700	–	12	7	2.9	36	–	6	5	5	6	2
506	39	–	–	49	15	12	4	11	–	3	...	...	...	–	8	3	4.0	39	–	4	2	1	5	1
507	28	7	–	39	7	9	3	8	–	5	–	6.4	9200	20	3	...	...	...	...	2	1	2	1	–
508	20	–	–	30	30	10	5	10	–	4	...	...	...	–	4	...	...	...	–	1	–	1	4	–
509	9	–	–	56	–	1	...	...	...	...	...	...	...	–	...	...	...	...	–	...	...	...	...	...
511	57	–	–	42	12	18	4	10	–	2	...	...	...	–	13	2	4.2	68	–	4	2	3	3	3
512	32	–	–	34	19	11	–	11	–	7	–	5.3	18300	–	4	...	...	...	–	2	2	3	3	–
513	36	–	–	31	19	12	1	12	–	9	–	4.9	9000	–	3	...	...	...	–	1	1	3	5	1
514	82	–	–	37	9	30	1	15	10	6	–	4.5	12100	–	19	1	3.0	55	–	7	6	2	6	–
515	22	–	–	36	9	10	–	5	–	3	...	...	...	–	4	...	...	...	–	1	1	2	–	–
516	60	–	–	30	10	19	–	12	–	3	...	...	...	–	15	–	3.5	62	–	5	5	1	6	1
601	5	–	–	60	–	1	...	...	...	...	...	...	...	–	...	...	...	...	–	...	...	...	...	...
603#	194	–	–	41	12	52	27	51	–	26	9	4.0	6000	–	19	13	3.4	31	–	22	7	3	10	2
604#	80	–	15	58	5	14	7	14	–	4	...	...	...	–	9	5	3.2	34	–	10	5	2	–	–
605	46	–	–	61	4	8	5	8	–	3	...	...	...	–	5	4	4.6	...	–	5	2	–	2	–
606	21	–	–	48	5	5	2	5	–	2	...	...	...	–	2	...	...	...	–	...	...	...	...	...
607#	81	–	–	51	10	16	5	16	–	7	2	4.4	4300	–	9	3	3.4	33	–	11	6	–	1	–
608	22	5	–	50	–	5	2	2	–	–	–	–	–	–	4	...	...	...	...	...	...	...	...	...
609	91	36	–	51	11	23	4	22	–	11	2	5.3	5400	55	10	1	3.5	34	30	10	8	4	5	–
610#	155	–	–	49	11	39	17	39	–	24	7	4.1	4700	–	9	5	3.1	33	–	14	6	5	5	–
612#	189	2	–	50	7	49	30	48	–	21	8	5.0	5000	5	18	13	2.7	35	–	18	10	4	2	–
613	58	5	–	52	9	21	14	21	–	6	3	4.3	5700	–	7	6	3.4	30	–	7	–	–	5	–
614#	140	–	–	49	11	34	22	34	–	15	7	3.8	3900	–	16	12	3.1	25	–	13	6	6	6	1
615#	56	–	–	50	–	17	10	17	–	6	2	3.0	4000	–	6	4	2.0	27	–	7	2	1	1	–
616#	378	–	–	49	10	94	42	85	–	40	13	4.3	5200	–	39	20	2.8	40	–	44	23	10	11	1
617#	84	–	–	50	7	22	16	21	–	8	4	4.5	4200	–	11	9	3.2	30	–	9	1	2	5	–
618	35	–	–	20	23	16	8	16	–	8	2	4.8	4800	–	4	...	...	...	–	3	–	1	1	–
619#	73	–	–	53	10	18	10	18	–	9	4	4.0	3800	–	7	5	2.4	27	–	8	2	1	2	–
620	118	–	–	47	8	34	23	30	–	12	5	3.6	4300	–	20	17	2.3	33	–	15	4	3	10	1
621	81	–	–	48	10	20	15	19	–	8	4	4.8	11400	–	12	11	2.8	26	–	11	3	5	2	–
622	97	–	–	50	6	21	7	21	–	12	3	4.1	4300	–	9	4	3.9	47	–	9	4	2	3	1
623	70	3	–	39	13	21	9	18	–	6	1	5.5	8700	17	15	8	3.5	35	–	4	–	3	7	2
624	60	–	–	28	7	18	7	11	–	4	...	...	...	–	14	7	3.0	37	–	6	2	3	2	3
212	2773	–	2	34	20	962	115	763	85	566	50	5.4	21900	–	275	30	4.0	128	–	124	77	139	60	5
101	8	–	–	63	–	2	...	...	...	...	...	...	...	–	...	...	...	...	–	...	...	...	...	...
102	29	–	–	35	17	11	–	11	–	3	...	...	...	–	7	–	4.6	81	–	–	–	3	–	–
104	19	–	–	32	–	3	...	...	...	...	...	...	...	–	...	...	...	...	–	...	...	...	...	...
105	–	–	–	–	–	2	...	...	...	...	...	...	...	–	...	...	...	...	–	...	...	...	...	...
109	3	...	...	...	...	1	...	...	...	...	...	...	...	...	...	...	...	...	...	...	...	...	...	...
110	8	–	–	13	50	3	...	...	...	...	...	...	...	–	...	...	...	...	–	...	...	...	...	...
111	32	–	–	28	31	9	–	7	–	7	–	6.1	28500	–	2	...	...	...	–	1	1	–	1	–
113	25	–	–	44	8	9	–	9	–	4	...	...	...	–	3	...	...	...	–	2	2	1	–	–
117	11	–	–	–	82	6	–	6	–	5	–	5.0	...	–	1	...	...	...	–	–	–	1	1	–
118	19	–	–	47	–	4	...	...	...	...	...	...	...	–	...	...	...	...	–	...	...	...	...	...
119	12	–	–	25	8	3	...	...	...	...	...	...	...	–	...	...	...	...	–	...	...	...	...	...
120	8	–	–	–	75	4	...	...	...	...	...	...	...	–	...	...	...	...	–	...	...	...	...	...
121	30	–	–	20	47	15	–	15	–	14	–	6.5	31000	–	–	–	–	–	–	–	–	5	–	–
201	66	–	–	58	5	11	–	11	–	11	–	8.2	43600	–	–	–	–	–	–	1	1	–	–	–
202	56	–	–	45	7	13	–	13	–	13	–	7.8	40800	–	–	–	–	–	–	–	–	–	–	–
203	28	–	–	57	4	6	–	6	–	5	–	9.2	53000	–	1	...	...	...	–	–	–	1	–	–
204	54	–	–	46	9	11	–	11	–	9	–	6.3	27100	–	2	...	...	...	–	2	2	–	–	–
205	6	–	–	17	50	3	...	...	...	...	...	...	...	–	...	...	...	...	–	...	...	...	...	...
206	30	–	–	17	37	14	–	14	–	11	–	5.1	12800	–	1	...	...	...	–	–	–	1	2	–
207	37	–	–	43	5	10	–	10	–	6	–	5.0	16000	–	4	...	...	...	–	1	1	1	2	–
208	24	–	–	21	21	8	–	8	–	7	–	5.9	31600	–	1	...	...	...	–	–	–	–	–	–
209	13	–	–	23	39	5	–	5	–	5	–	8.4	49500	–	–	–	–	–	–	–	–	1	–	–
210	14	–	–	43	–	4	...	...	...	...	...	...	...	–	...	...	...	...	–	...	...	...	...	...
211	14	–	–	21	7	5	–	5	–	5	–	7.0	40000	–	–	–	–	–	–	–	–	1	–	–
212	29	–	–	38	14	7	–	6	1	5	–	6.6	33800	–	2	...	...	...	–	1	1	–	1	–
213	3	...	...	...	...	1	...	...	...	...	...	...	...	...	...	...	...	...	...	...	...	...	...	...
214	11	–	–	–	18	5	–	5	–	5	–	5.6	35300	–	–	–	–	–	–	–	–	1	–	–
215	17	–	–	59	–	5	–	5	–	4	...	...	...	–	–	–	–	–	–	...	...	...	...	...
216#	63	–	–	38	24	25	4	24	1	10	–	5.9	17600	–	9	–	2.9	66	–	7	7	–	2	–
217#	99	–	–	38	14	26	–	23	–	20	–	4.7	9500	–	5	–	4.2	51	–	9	9	3	3	1
218#	133	–	–	32	14	41	–	41	–	31	–	5.5	11500	–	7	–	4.6	66	–	2	2	3	6	–
220#	89	–	–	18	46	43	5	14	–	31	4	2.4	...	–	9	1	2.3	57	–	10	7	8	2	1
301	32	–	–	25	16	9	–	9	–	5	–	6.8	11200	–	3	...	...	...	–	–	–	–	–	–
302	10	–	–	60	10	2	...	...	...	...	...	...	...	–	...	...	...	...	–	...	...	...	...	...
303	13	–	–	8	8	11	1	8	–	–	–	–	–	–	7	–	3.4	51	–	–	–	2	–	–

[Data exclude vacant seasonal and vacant migratory housing units. For minimum base for derived figures (percent, average, etc.) and meaning of symbols, see text]

Blocks Within Census Tracts	Total population	Percent of total population: Negro	In group quarters	Under 18 years	62 years and over	Year-round housing units: Total	Lacking some or all plumbing facilities	Units in—: One-unit structures	Structures of 10 or more units	Occupied housing units: Owner: Total	Lacking some or all plumbing facilities	Average number of rooms	Average value (dollars)	Percent Negro	Renter: Total	Lacking some or all plumbing facilities	Average number of rooms	Average contract rent (dollars)	Percent Negro	1.01 or more persons per room: Total	With all plumbing facilities	One-person households	With female head of family	With roomers, boarders, or lodgers
305	49	–	–	4	78	28	2	2	2	26	2	2.7	...	–	2	...	...	...	–	2	1	11	1	–
306	17	–	–	–	59	11	–	1	–	9	–	2.6	...	–	2	...	...	...	–	–	–	5	–	–
309	22	–	–	5	55	15	–	15	–	10	–	4.9	11600	–	2	...	...	...	–	–	–	3	–	1
310	7	–	–	29	29	2	...	...	...	...	...	...	...	–	...	...	...	...	–	...	...	...	...	...
311	67	–	–	36	21	33	–	24	–	10	–	5.2	13600	–	13	–	3.8	87	–	3	3	7	–	–
312	10	–	–	30	–	6	–	5	1	2	...	...	...	–	2	...	...	...	–	...	...	...	...	...
313#	44	–	–	25	9	18	–	15	–	7	–	4.9	12500	–	8	–	4.6	76	–	–	–	1	4	–
314	70	–	–	53	3	14	–	14	–	8	–	5.9	10900	–	4	...	...	...	–	5	5	–	2	–
315	50	–	–	40	6	15	–	15	–	11	–	5.5	11500	–	4	...	...	...	–	–	–	2	2	–
316	45	–	–	20	24	21	–	17	–	15	–	5.9	20900	–	2	...	...	...	–	1	1	5	2	1
317	145	–	43	17	52	34	–	26	–	16	–	4.8	13000	–	15	–	4.0	79	–	2	2	8	4	–
318	91	–	–	34	18	37	–	29	–	11	–	4.7	10500	–	21	–	4.0	68	–	3	3	11	1	–
320#	65	–	–	43	12	19	1	19	–	12	–	7.0	40900	–	6	1	5.0	127	–	–	–	2	–	–
321	125	–	–	39	17	40	–	37	–	36	–	6.6	29200	–	2	...	...	...	–	3	3	5	2	–
322#	58	–	–	28	16	15	–	15	–	8	–	5.3	13900	–	6	–	4.8	87	–	3	3	–	4	–
323	56	–	–	32	5	17	–	17	–	15	–	5.3	14200	–	1	...	...	...	–	1	1	1	2	–
324	2	...	...	...	...	2	...	...	...	...	...	...	...	...	...	...	...	...	...	...	...	...	...	...
325	75	–	–	21	11	46	–	2	42	1	...	...	...	–	31	–	3.3	173	–	4	4	8	1	–
326	22	–	–	18	27	9	–	9	–	7	–	6.1	32300	–	1	...	...	...	–	1	1	–	–	–
327	31	3	–	19	19	13	1	13	–	10	1	6.5	34900	–	1	...	...	...	...	1	–	1	–	–
328	2	...	...	...	...	2	...	...	...	...	...	...	...	...	...	...	...	...	...	...	...	...	...	...
902	1	...	...	...	...	4	...	...	...	...	...	...	...	...	...	...	...	...	...	...	...	...	...	...
903	3	...	...	...	...	1	...	...	...	...	...	...	...	...	...	...	...	...	...	...	...	...	...	...
904	19	–	–	26	32	16	8	16	–	4	...	...	...	–	4	...	...	...	–	1	1	2	–	–
905	109	–	–	9	40	62	2	23	36	14	–	4.7	16600	–	41	1	4.7	315	–	2	1	18	1	1
907	34	–	–	18	21	15	–	14	–	13	–	7.0	48800	–	1	...	...	...	–	–	–	–	–	–
908	4	...	...	...	...	2	...	...	...	...	...	...	...	...	...	...	...	...	...	...	...	...	...	...
911	78	–	–	55	5	21	20	21	–	9	9	3.8	4700	–	6	5	4.3	...	–	9	–	1	1	–
912	189	–	–	53	7	45	37	44	–	19	16	3.7	3600	–	20	15	2.7	...	–	22	3	3	6	–
913	36	–	–	42	8	11	2	11	–	9	1	5.8	44800	–	2	...	...	...	–	2	1	2	–	–
914	1	...	...	...	...	2	...	...	...	...	...	...	...	...	...	...	...	...	...	...	...	...	...	...
915	60	–	–	67	7	10	7	10	–	5	2	4.8	10400	–	3	...	...	...	–	6	2	–	1	–
916	–	–	–	–	–	1	...	...	...	...	...	...	...	–	...	...	...	...	–	...	...	...	...	...
917	29	–	–	35	17	10	1	10	–	7	–	7.1	35000	–	2	...	...	...	–	–	–	2	–	–
918	109	–	–	49	5	27	18	27	–	22	14	3.6	4100	–	3	...	...	...	–	11	3	2	2	–
919	1	...	...	...	...	1	...	...	...	...	...	...	...	...	...	...	...	...	...	...	...	...	...	...
213	915	–	–	55	5	201	183	193	–	139	123	3.9	4400	–	24	22	3.6	28	–	110	11	5	16	–
101	101	–	–	64	1	18	18	18	–	14	14	4.9	3900	–	1	...	...	...	–	12	–	1	2	–
102	21	–	–	57	–	4	...	...	...	...	...	...	...	–	...	...	...	...	–	...	...	...	...	...
103	35	–	–	71	3	5	5	5	–	4	...	...	...	–	1	...	...	...	–	5	–	–	–	–
105	20	–	–	45	–	5	5	5	–	4	...	...	...	–	–	–	–	–	–	...	...	...	...	...
107	1	...	...	...	...	1	...	...	...	...	...	...	...	...	...	...	...	...	...	...	...	...	...	...
108	19	–	–	58	–	5	5	5	–	2	...	...	...	–	2	...	...	...	–	...	...	...	...	...
110	4	...	...	...	...	1	...	...	...	...	...	...	...	...	...	...	...	...	...	...	...	...	...	...
111	30	–	–	70	3	4	...	...	...	...	...	...	...	–	...	...	...	...	–	...	...	...	...	...
112	14	–	–	71	–	2	...	...	...	...	...	...	...	–	...	...	...	...	–	...	...	...	...	...
113	32	3	–	53	9	9	7	9	–	5	4	3.4	3500	–	1	...	...	...	...	5	2	–	–	–
114	16	–	–	38	25	6	6	6	–	4	...	...	...	–	–	–	–	–	–	...	...	...	...	...
116	–	–	–	–	–	1	...	...	...	...	...	...	...	–	...	...	...	...	–	...	...	...	...	...
117	4	...	...	...	...	2	...	...	...	...	...	...	...	...	...	...	...	...	...	...	...	...	...	...
118	37	–	–	57	16	11	11	11	–	7	7	4.0	3500	–	–	–	–	–	–	3	–	–	–	–
120	50	–	–	62	6	7	6	7	–	6	5	4.0	3500	–	–	–	–	–	–	5	–	–	–	–
121	6	–	–	50	–	4	...	...	...	...	...	...	...	–	...	...	...	...	–	...	...	...	...	...
122	6	–	–	83	–	1	...	...	...	...	...	...	...	–	...	...	...	...	–	...	...	...	...	...
123	21	–	–	52	5	5	5	5	–	2	...	...	...	–	1	...	...	...	–	...	...	...	...	...
124	10	–	–	10	20	7	7	7	–	2	...	...	...	–	–	–	–	–	–	...	...	...	...	...
901	165	–	–	44	7	34	23	33	–	26	16	4.5	6600	–	6	5	3.3	...	–	19	6	–	2	–
902	81	–	–	49	6	14	14	10	–	14	14	3.6	3800	–	–	–	–	–	–	9	–	–	2	–
903	–	–	–	–	–	2	...	...	...	...	...	...	...	–	...	...	...	...	–	...	...	...	...	...
904	–	–	–	–	–	1	...	...	...	...	...	...	...	–	...	...	...	...	–	...	...	...	...	...
907	19	–	–	63	–	3	...	...	...	...	...	...	...	–	...	...	...	...	–	...	...	...	...	...
908	–	–	–	–	–	1	...	...	...	...	...	...	...	–	...	...	...	...	–	...	...	...	...	...
909	23	–	–	48	9	7	7	7	–	1	...	...	...	–	5	5	3.6	...	–	2	–	1	1	–
910	167	–	–	56	2	34	34	32	–	25	25	3.6	3500	–	6	6	4.2	...	–	22	–	1	4	–
912	33	–	–	61	–	7	6	6	–	5	4	3.0	...	–	–	–	–	–	–	4	–	–	–	–
214	4188	–	1	36	14	1429	61	1251	7	910	28	5.2	11800	–	388	24	4.0	69	–	189	172	241	113	12
101	79	–	–	42	14	23	1	21	–	15	1	4.9	6200	–	7	–	4.3	68	–	5	5	4	2	–
102	62	–	–	52	10	14	–	13	–	10	–	5.1	10000	–	4	...	...	...	–	5	5	–	–	–
103	49	–	–	63	4	9	–	9	–	8	–	4.9	7500	–	–	–	–	–	–	4	4	1	2	–
104	32	–	–	38	6	9	–	8	–	6	–	4.8	7700	–	2	...	...	...	–	2	2	–	–	–
105	17	–	–	35	18	6	1	6	–	1	...	...	...	–	3	...	...	...	–	...	...	...	...	...
106	4	...	...	...	...	3	...	...	...	...	...	...	...	...	...	...	...	...	...	...	...	...	...	...
108	15	–	–	33	27	5	1	5	–	4	...	...	...	–	–	–	–	–	–	...	...	...	...	...
109	16	–	–	56	13	4	...	...	...	...	...	...	...	–	...	...	...	...	–	...	...	...	...	...
110	46	–	–	50	9	12	–	11	–	10	–	5.7	8700	–	2	...	...	...	–	4	4	1	4	1
111	40	–	–	33	13	8	–	8	–	6	–	5.2	13500	–	2	...	...	...	–	3	3	–	–	–
112	33	–	–	21	3	11	–	8	–	8	–	5.4	12500	–	3	...	...	...	–	–	–	1	3	1
113	22	–	–	23	23	5	–	5	–	4	...	...	...	–	1	...	...	...	–	1	1	–	–	–
114	43	–	–	56	5	9	–	8	–	6	–	5.2	7500	–	3	...	...	...	–	4	4	–	1	–
115	29	–	–	52	3	8	–	8	–	5	–	4.8	7200	–	1	...	...	...	–	3	3	–	2	–
116	23	–	–	44	9	7	–	7	–	4	...	...	...	–	1	...	...	...	–	2	2	–	–	–
117	7	–	–	29	–	3	...	...	...	...	...	...	...	–	...	...	...	...	–	...	...	...	...	...
119	9	–	–	33	–	4	...	...	...	...	...	...	...	–	...	...	...	...	–	...	...	...	...	...
120	54	–	–	33	11	16	–	16	–	10	–	5.1	8200	–	3	...	...	...	–	3	3	–	3	–
121	38	–	–	42	–	12	–	12	–	8	–	5.4	8800	–	3	...	...	...	–	2	2	1	2	–
122	61	–	–	48	10	18	3	16	–	14	3	4.4	11400	–	4	...	...	...	–	4	3	6	4	1
201	162	–	–	43	14	48	3	46	–	33	3	5.2	10600	–	10	–	3.7	72	–	9	9	4	2	–
202	138	–	–	39	9	40	3	32	–	22	–	5.5	12000	–	16	3	4.4	78	–	4	3	3	4	–

[Data exclude vacant seasonal and vacant migratory housing units. For minimum base for derived figures (percent, average, etc.) and meaning of symbols, see text]

Blocks Within Census Tracts	Total population	Percent of total population				Year-round housing units				Occupied housing units														
								Units in—		Owner					Renter					1.01 or more persons per room				
		Negro	In group quarters	Under 18 years	62 years and over	Total	Lacking some or all plumbing facilities	One-unit structures	Structures of 10 or more units	Total	Lacking some or all plumbing facilities	Average number of rooms	Average value (dollars)	Percent Negro	Total	Lacking some or all plumbing facilities	Average number of rooms	Average contract rent (dollars)	Percent Negro	Total	With all plumbing facilities	One-person households	With female head of family	With roomers, boarders, or lodgers
203	22	–	–	27	14	7	1	7	–	6	1	6.8	32300	–	1	...	...	...	–	–	–	–	–	–
204	11	–	–	18	9	5	–	4	–	4	...	...	...	–	1	...	...	...	–	–	–	2	–	–
205	49	–	–	33	14	17	–	15	–	11	–	5.0	9500	–	5	–	2.4	59	–	1	1	1	1	–
206	66	–	–	30	11	35	–	27	–	10	–	4.2	9600	–	14	–	3.5	83	–	4	4	5	1	–
207	42	–	–	48	5	12	–	12	–	9	–	6.0	10600	–	3	...	...	...	–	3	3	4	1	–
208	64	–	–	42	14	17	1	16	–	15	–	5.5	12000	–	1	...	...	...	–	4	4	–	2	–
209	19	–	–	37	16	7	–	5	–	4	...	...	...	–	2	...	...	...	–	1	1	1	2	–
210	31	–	–	39	13	14	–	12	–	7	–	5.9	11000	–	2	...	...	...	–	2	2	2	2	–
211	23	–	30	30	13	6	–	5	–	4	...	...	...	–	2	...	...	...	–	–	–	2	1	–
212	11	–	–	9	46	5	–	4	–	4	...	...	...	–	1	...	...	...	–	–	–	–	–	–
213	17	–	–	6	65	9	–	9	–	8	–	5.6	21300	–	1	...	...	...	–	–	–	2	1	1
214	52	–	2	42	10	16	1	14	–	8	–	5.0	8100	–	6	1	3.3	...	–	4	3	1	4	–
215	25	–	–	16	28	12	–	10	–	9	–	5.4	9700	–	3	...	...	...	–	1	1	5	–	–
216	18	–	–	22	17	8	–	8	–	7	–	5.1	12700	–	–	–	–	–	–	–	–	1	–	–
217	13	–	–	31	8	6	–	6	–	5	–	6.4	11800	–	–	–	–	–	–	–	–	2	–	–
218	21	–	–	10	48	13	–	13	–	9	–	5.0	8800	–	1	...	...	...	–	1	1	3	–	–
219	45	–	–	42	4	14	–	14	–	6	–	4.7	8700	–	7	–	4.0	55	–	4	4	4	–	–
220	33	–	–	15	42	16	–	9	–	8	–	3.8	...	–	8	–	3.1	44	–	2	2	6	1	–
221	35	–	–	60	6	9	1	8	–	6	1	4.3	7700	–	2	...	...	...	–	3	3	1	2	1
222	37	–	–	51	8	10	–	9	–	5	–	6.2	12000	–	4	...	...	...	–	1	1	2	2	–
223	27	–	–	19	15	12	–	11	–	8	–	4.9	8700	–	4	...	...	...	–	–	–	3	1	–
224	29	–	–	28	17	11	–	11	–	7	–	4.6	9400	–	3	...	...	...	–	1	1	1	2	–
301	31	–	–	39	16	11	–	11	–	8	–	5.6	6900	–	2	...	...	...	–	2	2	3	1	–
302	52	–	–	48	2	12	–	10	–	7	–	5.3	7200	–	4	...	...	...	–	7	7	–	2	–
305	18	–	–	39	22	8	4	3	5	1	...	...	...	–	7	4	1.1	45	–	1	–	6	1	–
309	4	...	...	...	...	2	...	...	...	...	...	...	...	...	...	...	...	...	...	...	...	...	...	...
310	26	–	–	42	8	7	–	7	–	3	...	...	...	–	4	...	...	...	–	1	1	–	1	–
313	7	–	–	43	29	4	...	...	...	...	...	...	...	–	...	...	...	...	–	...	...	...	...	...
314	39	–	–	41	–	11	2	11	–	6	–	5.2	6200	–	4	...	...	...	–	3	2	2	1	–
315	14	–	–	21	43	7	–	7	–	5	–	5.2	6700	–	1	...	...	...	–	–	–	1	1	–
316	25	–	–	28	32	10	1	9	–	7	–	5.4	7400	–	3	...	...	...	–	2	2	4	1	–
317	20	–	–	5	40	13	1	13	–	6	1	5.3	7900	–	5	–	4.4	...	–	–	–	3	2	–
318	20	–	–	30	50	9	1	8	–	5	1	4.8	6200	–	4	...	...	...	–	1	–	6	–	–
319	18	–	–	6	39	14	1	7	–	5	–	4.0	...	–	7	–	3.0	69	–	–	–	7	–	–
320	38	–	–	34	32	13	–	11	–	10	–	5.3	7800	–	3	...	...	...	–	2	2	4	1	–
321	27	–	–	19	30	15	–	14	–	7	–	5.3	11000	–	7	–	3.6	49	–	1	1	7	2	1
401#	56	–	13	46	7	17	–	16	–	9	–	5.4	7300	–	5	–	3.6	47	–	3	3	3	–	–
402	30	–	–	37	20	9	–	9	–	7	–	5.3	8700	–	2	...	...	...	–	1	1	2	2	–
403	17	–	–	35	6	6	–	5	–	3	...	...	...	–	3	...	...	...	–	–	–	1	–	1
404	20	–	10	15	65	10	–	7	–	7	–	5.0	10900	–	3	...	...	...	–	–	–	5	1	–
405	27	–	4	15	48	15	–	13	–	8	–	4.8	10400	–	5	–	3.2	65	–	1	1	5	–	–
406	43	–	–	54	12	10	–	10	–	6	–	6.0	12500	–	4	...	...	...	–	3	3	2	1	–
407	23	–	–	13	35	12	–	12	–	9	–	4.8	14700	–	2	...	...	...	–	1	1	5	1	–
408	44	–	2	39	11	14	1	13	–	10	1	4.7	12600	–	2	...	...	...	–	3	3	–	1	1
409	8	–	–	–	63	4	...	...	...	...	...	...	...	–	...	...	...	...	–	...	...	...	...	...
410	41	–	–	20	22	19	–	17	–	13	–	5.5	12500	–	4	...	...	...	–	–	–	5	–	–
411	14	–	–	14	36	9	–	7	–	4	...	...	...	–	3	...	...	...	–	–	–	1	2	–
412	12	–	–	8	42	4	...	...	...	...	...	...	...	–	...	...	...	...	–	...	...	...	...	...
413	50	–	–	42	20	17	1	10	–	12	1	4.2	12700	–	3	...	...	...	–	2	2	3	1	–
414	26	–	–	23	27	8	–	8	–	7	–	4.7	7800	–	1	...	...	...	–	1	1	2	–	–
415	17	–	–	41	18	5	–	5	–	3	...	...	...	–	2	...	...	...	–	1	1	1	–	–
416	38	–	–	37	5	11	–	11	–	7	–	5.6	12000	–	4	...	...	...	–	–	–	1	1	–
417	76	–	–	43	3	21	–	21	–	19	–	5.5	15700	–	1	...	...	...	–	2	2	2	1	–
418	49	–	–	31	10	16	–	16	–	14	–	5.3	15400	–	1	...	...	...	–	1	1	2	–	–
419	63	–	–	51	5	15	–	15	–	6	–	5.5	20600	–	9	–	5.6	124	–	2	2	1	–	–
420#	165	–	–	38	10	48	3	46	–	40	–	5.5	16200	–	7	3	4.6	69	–	3	2	2	1	1
421	24	–	–	38	13	6	3	4	–	4	...	...	...	–	2	...	...	...	–	3	1	–	–	–
422	89	–	–	25	20	36	3	35	–	23	–	5.1	10000	–	10	2	3.9	77	–	4	3	10	4	1
501	86	–	–	41	8	27	1	27	–	18	–	6.2	18300	–	7	1	4.4	94	–	2	1	2	2	–
502	4	...	...	...	...	2	...	...	...	...	...	...	...	...	...	...	...	...	...	...	...	...	...	...
503	11	–	–	46	18	3	...	...	...	...	...	...	...	–	...	...	...	...	–	...	...	...	...	...
504	65	–	–	49	–	15	–	14	–	10	–	5.4	10800	–	4	...	...	...	–	5	5	2	2	–
505	47	–	–	30	6	13	–	13	–	12	–	4.8	10100	–	1	...	...	...	–	3	3	1	–	–
506	20	–	–	35	15	6	–	6	–	6	–	4.7	10800	–	–	–	–	–	–	2	2	1	1	–
507	24	–	–	25	8	11	–	10	–	6	–	4.8	7900	–	3	...	...	...	–	1	1	1	–	–
508	40	–	–	28	8	13	–	13	–	8	–	6.0	10300	–	4	...	...	...	–	1	1	1	1	–
509	36	–	–	39	3	11	–	10	–	8	–	5.4	9100	–	3	...	...	...	–	1	1	3	–	–
510	30	–	–	27	23	15	1	14	–	9	–	4.8	5300	–	3	...	...	...	–	–	–	3	1	–
511	94	–	–	36	10	32	–	28	–	19	–	4.8	11900	–	11	–	3.7	65	–	4	4	3	1	–
514	47	–	–	19	17	20	–	20	–	17	–	5.1	15800	–	3	...	...	...	–	–	–	4	1	–
515	18	–	–	28	39	11	–	11	–	6	–	6.7	17500	–	1	...	...	...	–	1	1	3	–	–
516	21	–	–	29	5	11	1	11	–	5	–	5.0	...	–	4	...	...	...	–	1	–	4	–	–
517	3	...	...	...	...	2	...	...	...	...	...	...	...	...	...	...	...	...	...	...	...	...	...	...
518	19	–	–	32	16	11	–	8	–	5	–	5.6	...	–	2	...	...	...	–	1	1	1	3	–
519	41	–	–	24	32	15	–	15	–	12	–	5.3	11300	–	3	...	...	...	–	1	1	2	–	1
521	21	–	–	33	29	11	–	8	–	4	...	...	...	–	4	...	...	...	–	1	1	2	2	–
601	22	–	–	46	5	6	–	4	–	4	...	...	...	–	2	...	...	...	–	–	–	1	–	–
602	3	...	...	...	...	2	...	...	...	...	...	...	...	...	...	...	...	...	...	...	...	...	...	...
603	29	–	–	10	31	17	–	5	–	10	–	3.5	–	–	4	...	...	...	–	–	–	4	–	–
604	52	–	–	31	15	18	–	15	–	6	–	5.2	14000	–	11	–	3.3	72	–	1	1	2	2	–
611#	36	–	–	31	14	9	–	9	–	4	...	...	...	–	5	–	3.8	68	–	2	2	–	–	–
612	5	–	–	60	–	3	...	...	...	...	...	...	...	–	...	...	...	...	–	...	...	...	...	...
613#	47	–	–	34	9	20	–	12	–	11	–	4.9	13900	–	5	–	3.8	80	–	1	1	3	2	–
614	6	–	–	–	–	3	...	...	...	...	...	...	...	–	...	...	...	...	–	...	...	...	...	...
615	1	...	...	...	...	1	...	...	...	...	...	...	...	...	...	...	...	...	...	...	...	...	...	...
616	40	–	–	43	15	9	–	9	–	8	–	5.6	27500	–	1	...	...	...	–	2	2	–	–	–
617#	104	–	–	38	15	40	–	14	–	27	–	4.4	18800	–	9	–	3.3	42	–	5	5	7	1	1
618	41	–	–	42	5	13	–	13	–	6	–	5.3	11300	–	6	–	4.0	...	–	4	4	2	–	–
619	44	–	–	34	16	12	–	12	–	11	–	5.2	10500	–	1	...	...	...	–	2	2	2	2	–
620	6	–	–	–	50	2	...	...	...	...	...	...	...	–	...	...	...	...	–	...	...	...	...	...

[Data exclude vacant seasonal and vacant migratory housing units. For minimum base for derived figures (percent, average, etc.) and meaning of symbols, see text]

Blocks Within Census Tracts	Total population	Percent of total population: Negro	Percent of total population: In group quarters	Percent of total population: Under 18 years	Percent of total population: 62 years and over	Year-round housing units: Total	Year-round housing units: Lacking some or all plumbing facilities	Year-round housing units: Units in — One-unit structures	Year-round housing units: Units in — Structures of 10 or more units	Occupied housing units: Owner: Total	Owner: Lacking some or all plumbing facilities	Owner: Average number of rooms	Owner: Average value (dollars)	Owner: Percent Negro	Renter: Total	Renter: Lacking some or all plumbing facilities	Renter: Average number of rooms	Renter: Average contract rent (dollars)	Renter: Percent Negro	1.01 or more persons per room: Total	1.01 or more persons per room: With all plumbing facilities	One-person households	With female head of family	With roomers, boarders, or lodgers
624	5	–	–	–	20	2	...	...	...	...	...	...	...	–	...	...	...	...	–	...	...	...	...	...
901	105	–	–	41	10	31	2	24	–	19	2	6.2	20200	–	9	–	4.3	124	–	2	–	4	2	–
903	8	–	–	13	25	7	6	7	–	4	...	...	...	–	–	–	–	–	–	...	...	...	...	...
904	1	...	...	...	...	4	...	...	...	...	...	...	...	...	...	...	...	...	...	...	...	...	...	...
905	10	–	–	40	10	2	...	...	...	...	...	...	...	–	...	...	...	...	–	...	...	...	...	...
910	21	–	–	33	10	7	2	7	–	6	1	6.2	...	–	1	...	...	...	–	–	–	1	–	–
911	13	–	–	54	–	4	...	...	...	...	...	...	...	–	...	...	...	...	–	...	...	...	...	...
912	22	–	–	32	5	5	4	5	–	4	...	...	...	–	1	...	...	...	–	–	–	–	1	–
215	5078	–	2	45	10	1202	527	1164	6	787	274	4.4	5400	–	292	166	3.0	31	–	519	267	105	184	9
101	45	–	–	53	4	9	4	6	–	7	3	4.1	8400	–	2	...	...	...	–	4	1	1	3	–
102	64	–	–	55	3	15	11	14	–	14	11	3.4	4100	–	1	...	...	...	–	8	1	1	3	–
103	70	–	–	56	1	12	6	12	–	9	4	4.1	5500	–	3	...	...	...	–	9	4	1	3	1
104	40	–	–	48	3	8	8	8	–	4	...	...	...	–	2	...	...	...	–	5	–	–	1	–
105	44	–	–	57	7	9	9	9	–	8	8	3.5	3500	–	–	–	–	–	–	5	–	–	1	–
106	92	–	–	47	9	16	10	16	–	15	10	4.1	8100	–	1	...	...	...	–	11	5	–	3	–
107	49	–	8	57	4	9	4	8	–	9	4	4.0	4300	–	–	–	–	–	–	5	4	–	4	–
108	26	–	–	35	23	9	9	9	–	5	5	4.0	4100	–	3	...	...	...	–	4	–	2	1	–
109	45	–	–	47	–	9	4	9	–	7	2	5.3	5800	–	2	...	...	...	–	4	2	–	2	–
110	41	–	–	54	5	11	7	10	–	7	3	4.4	4800	–	1	...	...	...	–	5	3	–	1	–
111	40	–	–	43	20	11	3	11	–	9	3	4.2	5600	–	1	...	...	...	–	3	2	2	–	–
112	41	–	–	59	7	8	4	8	–	6	2	3.5	4100	–	1	...	...	...	–	5	3	–	–	–
114	43	–	–	49	9	8	3	8	–	8	3	4.5	4900	–	–	–	–	–	–	4	3	1	1	–
115	22	–	–	59	5	7	5	6	–	4	...	...	...	–	1	...	...	...	–	4	1	1	1	–
116	70	–	–	40	9	16	4	16	–	12	2	4.8	5800	–	4	...	...	...	–	5	4	1	3	–
117	61	–	–	38	10	17	5	17	–	12	3	4.8	5400	–	5	2	2.8	...	–	7	5	2	1	–
118	55	–	–	44	9	15	5	15	–	10	2	4.5	5100	–	3	...	...	...	–	5	3	2	3	–
119	32	–	–	41	16	7	2	7	–	6	2	4.3	3500	–	1	...	...	...	–	3	1	–	2	–
120	45	–	–	51	7	12	10	12	–	4	...	...	...	–	7	7	1.9	26	–	6	1	2	1	1
121	57	–	–	44	11	12	5	12	–	9	2	5.1	4700	–	2	...	...	...	–	5	3	1	1	1
122	23	–	–	48	4	5	2	5	–	3	...	...	...	–	1	...	...	...	–	...	...	...	...	...
123	54	–	–	46	7	10	5	10	–	8	3	3.9	5800	–	2	...	...	...	–	7	3	–	1	–
124	55	–	–	46	7	11	6	11	–	8	3	3.9	5800	–	2	...	...	...	–	6	3	2	1	–
125	81	–	–	59	3	13	7	13	–	12	6	3.9	5100	–	1	...	...	...	–	10	4	–	1	–
126	64	–	–	55	8	9	1	8	–	9	1	4.0	4200	–	–	–	–	–	–	8	7	–	2	–
201	167	1	–	51	6	34	15	33	–	28	9	4.3	5800	4	3	...	...	...	...	17	9	2	3	–
202	16	–	–	38	19	4	...	...	...	...	...	...	...	–	...	...	...	...	–	...	...	...	...	...
203	32	–	–	72	–	6	6	6	–	4	...	...	...	–	–	–	–	–	–	...	...	...	...	...
204	47	–	–	60	–	8	5	8	–	6	3	4.0	5700	–	2	...	...	...	–	6	2	–	–	–
205	30	–	–	60	–	4	...	...	...	...	...	...	...	–	...	...	...	...	–	...	...	...	...	...
206	45	–	–	40	13	11	3	11	–	8	2	5.8	8100	–	3	...	...	...	–	3	1	1	2	–
207	57	–	–	49	2	10	2	9	–	10	2	4.1	3800	–	–	–	–	–	–	7	5	–	1	–
208	34	–	–	47	3	8	4	8	–	5	3	3.6	4600	–	3	...	...	...	–	4	2	–	1	–
209	43	–	–	30	12	11	5	11	–	8	3	4.1	4200	–	3	...	...	...	–	3	2	–	6	–
210	54	2	–	35	6	11	4	11	–	6	1	4.8	4000	17	4	...	...	...	...	6	4	1	–	–
211	51	–	–	49	8	10	4	10	–	7	2	3.7	5400	–	3	...	...	...	–	7	4	2	2	–
212	42	–	–	48	5	9	1	9	–	6	1	4.7	...	–	2	...	...	...	–	4	3	–	–	–
213	49	–	–	41	10	9	4	8	–	9	4	4.4	4800	–	–	–	–	–	–	5	3	–	1	–
214	31	–	–	39	13	11	4	11	–	7	1	3.9	3900	–	3	...	...	...	–	2	1	2	3	–
215	71	–	–	25	24	20	4	20	–	18	4	4.6	5600	–	2	...	...	...	–	5	2	2	1	–
216#	131	–	–	37	16	44	16	44	–	29	7	4.8	7600	–	5	2	3.2	39	–	9	6	2	7	–
218	41	–	–	24	10	10	2	10	–	9	1	4.4	4400	–	–	–	–	–	–	5	4	–	1	1
220	101	–	26	49	8	18	7	17	–	11	2	5.0	5500	–	4	...	...	...	–	6	2	1	–	–
221	61	–	–	46	10	15	4	15	–	12	4	3.9	4800	–	3	...	...	...	–	5	5	1	3	–
222#	93	–	–	36	22	31	14	29	–	16	5	4.4	4300	–	9	4	2.8	32	–	7	5	2	4	1
223	80	–	–	48	10	16	5	16	–	9	1	5.1	7600	–	7	4	3.3	30	–	7	5	1	2	–
304	73	–	–	43	12	17	3	17	–	10	1	4.1	4300	–	7	2	2.4	...	–	9	7	1	1	–
305#	77	–	–	36	10	18	7	17	–	9	2	4.8	9900	–	9	5	3.2	29	–	9	5	4	4	–
306	19	–	–	37	32	4	...	...	...	...	...	...	...	–	...	...	...	...	–	...	...	...	...	...
307	7	–	–	86	–	1	...	...	...	...	...	...	...	–	...	...	...	...	–	...	...	...	...	...
308	3	...	...	...	...	1	...	...	...	...	...	...	...	...	...	...	...	...	...	...	...	...	...	...
309#	121	–	2	36	9	29	9	29	–	21	5	5.6	6600	–	6	2	2.5	27	–	12	8	3	9	–
310#	67	–	–	45	9	23	13	23	–	8	2	4.1	6200	–	10	7	3.1	29	–	7	1	4	6	–
311	54	–	–	46	15	22	7	22	–	8	1	3.5	4000	–	12	4	2.8	28	–	7	6	9	4	–
312	126	1	26	21	37	29	7	23	6	16	4	4.6	6100	–	11	3	2.4	42	–	10	7	5	3	–
313	92	–	16	48	8	21	5	21	–	11	3	4.7	6200	–	5	2	3.6	...	–	7	4	1	4	–
314#	104	–	5	40	8	26	10	26	–	15	4	4.5	4800	–	6	4	2.8	29	–	11	7	1	3	–
315#	98	–	18	40	12	20	5	19	–	9	1	5.3	11100	–	7	2	3.0	39	–	9	7	4	4	1
316	19	–	–	47	11	5	2	5	–	2	...	...	...	–	3	...	...	...	–	1	–	–	2	–
317#	58	–	–	43	7	19	1	19	–	7	1	4.3	6800	–	10	–	2.8	28	–	8	7	4	2	–
318	10	–	–	–	60	4	...	...	...	...	...	...	...	–	...	...	...	...	–	...	...	...	...	...
319#	107	–	12	51	6	23	10	23	–	12	4	4.8	6000	–	11	6	2.8	40	–	10	3	3	5	–
320	61	–	–	49	13	14	8	14	–	8	3	4.3	5100	–	5	4	4.4	...	–	5	3	2	1	1
321	54	4	–	24	17	16	2	16	–	10	–	5.3	7600	10	5	1	5.8	...	–	4	3	–	3	–
322	91	–	–	48	6	22	10	22	–	13	4	4.6	4300	–	6	3	5.2	...	–	7	3	4	1	1
323#	95	–	–	44	12	22	13	22	–	14	7	4.3	4700	–	8	6	2.3	25	–	11	6	1	4	–
401	10	–	–	30	20	2	...	...	...	...	...	...	...	–	...	...	...	...	–	...	...	...	...	...
402	74	–	–	54	5	15	6	13	–	8	2	5.1	4900	–	6	3	2.7	28	–	8	4	–	4	–
403	68	–	–	52	3	13	8	13	–	11	6	3.2	5000	–	1	...	...	...	–	9	4	–	5	–
404	57	–	–	54	4	12	5	11	–	10	4	4.3	4700	–	1	...	...	...	–	6	3	1	1	–
405	83	5	–	54	6	23	17	23	–	9	4	4.4	4700	–	8	7	2.4	33	13	12	3	–	3	–
406	46	–	–	54	2	13	10	11	–	6	4	3.8	4100	–	5	4	2.8	...	–	7	1	1	3	–
407	31	–	–	36	19	10	1	9	–	8	1	4.5	9100	–	2	...	...	...	–	–	–	–	–	–
408	80	–	–	61	–	15	9	15	–	8	3	5.1	3800	–	4	...	...	...	–	9	3	–	3	–
409	40	–	–	45	8	11	5	11	–	9	3	4.2	5900	–	2	...	...	...	–	4	2	1	1	–
410	69	–	–	54	6	16	6	14	–	8	1	4.3	3900	–	5	4	4.0	...	–	6	2	1	2	–
411	40	–	–	50	13	8	4	8	–	7	4	3.3	4000	–	–	–	–	–	–	5	2	1	–	–
412	49	–	–	49	8	12	6	12	–	11	5	4.2	4800	–	–	–	–	–	–	5	4	–	4	–
413	74	–	–	38	15	18	8	18	–	14	6	4.6	4400	–	1	...	...	...	–	10	7	1	3	–
414	57	–	–	44	11	20	16	16	–	9	6	4.0	6500	–	6	6	2.5	33	–	4	1	6	4	–

[Data exclude vacant seasonal and vacant migratory housing units. For minimum base for derived figures (percent, average, etc.) and meaning of symbols, see text]

Blocks Within Census Tracts	Total population	Percent of total population: Negro	In group quarters	Under 18 years	62 years and over	Year-round housing units: Total	Lacking some or all plumbing facilities	Units in—: One-unit structures	Structures of 10 or more units	Occupied housing units: Owner: Total	Lacking some or all plumbing facilities	Average number of rooms	Average value (dollars)	Percent Negro	Renter: Total	Lacking some or all plumbing facilities	Average number of rooms	Average contract rent (dollars)	Percent Negro	1.01 or more persons per room: Total	With all plumbing facilities	One-person households	With female head of family	With roomers, boarders, or lodgers
415	71	–	–	44	7	20	5	20	–	11	1	4.6	6100	–	4	...	...	...	–	9	7	–	6	–
416	79	–	–	34	11	19	7	19	–	15	6	4.1	4400	–	3	...	...	...	–	8	5	5	–	–
417	56	–	–	21	11	14	6	13	–	9	3	4.3	4400	–	4	...	...	...	–	4	4	1	2	–
418	38	–	–	53	11	12	5	12	–	6	1	4.0	5300	–	4	...	...	...	–	4	2	1	3	–
419	45	–	–	42	7	13	6	12	–	9	4	5.2	6100	–	1	...	...	...	–	3	1	–	3	1
420	44	–	–	59	5	11	7	11	–	6	2	4.5	7000	–	3	...	...	...	–	5	2	1	1	–
421	78	–	–	49	9	15	11	14	–	8	4	4.1	5000	–	5	5	3.2	...	–	9	2	2	–	–
422	18	–	–	61	6	6	6	6	–	2	...	...	...	–	1	...	...	...	–	...	...	...	...	...
216	4545	–	1	49	6	984	421	891	76	631	231	4.4	5100	–	276	126	3.3	32	1	471	260	103	120	1
101	434	–	14	49	14	75	38	73	–	56	25	4.1	5000	–	15	10	3.3	...	–	45	25	8	6	–
102	34	–	–	53	3	6	2	6	–	6	2	4.0	4900	–	–	–	–	–	–	4	3	–	–	–
103	39	–	–	46	8	10	3	10	–	9	2	4.3	4400	–	1	...	...	...	–	3	2	2	–	–
104	24	–	–	21	13	7	2	7	–	5	–	5.4	9900	–	2	...	...	...	–	2	1	1	1	–
105	17	–	–	35	12	6	4	6	–	5	4	4.2	3500	–	1	...	...	...	–	1	–	2	1	–
106	84	–	–	50	4	14	4	14	–	12	3	4.8	6400	–	1	...	...	...	–	9	8	–	1	–
107	70	–	–	56	3	13	4	13	–	9	4	4.0	4400	–	4	...	...	...	–	8	4	3	1	–
108	38	–	–	53	–	9	4	9	–	7	2	4.3	4300	–	1	...	...	...	–	3	3	2	–	–
109	53	–	–	34	8	11	5	11	–	9	5	4.4	4400	–	1	...	...	...	–	6	1	1	1	–
110	18	–	–	33	–	4	...	...	...	...	...	...	...	–	...	...	...	...	–	...	...	...	...	...
111	29	–	–	48	3	6	3	6	–	4	...	...	...	–	2	...	...	...	–	2	1	–	2	–
112	40	–	–	55	10	11	6	11	–	8	3	4.8	3500	–	3	...	...	...	–	3	1	5	–	–
113	58	–	–	53	5	11	10	11	–	9	8	3.6	3800	–	2	...	...	...	–	9	1	–	1	–
114	84	–	–	63	1	11	8	11	–	8	5	4.1	4800	–	3	...	...	...	–	10	3	1	–	–
115	75	–	–	52	1	14	9	14	–	11	6	4.0	4800	–	3	...	...	...	–	9	3	1	2	–
116	25	–	–	56	8	5	–	4	–	5	–	5.0	...	–	–	–	–	–	–	2	2	1	–	–
117	44	–	–	48	–	9	1	9	–	7	–	4.7	7700	–	1	...	...	...	–	4	4	1	1	–
118	57	–	–	68	2	10	3	10	–	8	2	4.8	5500	–	2	...	...	...	–	5	4	1	2	–
119	46	–	–	54	2	10	–	9	–	10	–	4.7	6200	–	–	–	–	–	–	4	4	2	–	–
120	67	–	–	43	10	12	5	12	–	10	4	4.0	5700	–	2	...	...	...	–	7	5	1	2	–
121	71	–	–	49	1	12	5	12	–	8	2	4.3	4200	–	4	...	...	...	–	10	6	1	2	–
122	40	–	–	60	10	10	5	10	–	5	–	4.8	...	–	3	...	...	...	–	5	3	2	1	–
201	35	–	–	54	3	8	5	8	–	5	2	4.4	3500	–	2	...	...	...	–	5	2	1	1	–
202#	78	–	–	46	8	18	5	17	–	10	–	4.1	5500	–	8	5	2.6	25	–	10	8	2	2	–
203	65	–	–	32	14	15	6	15	–	12	4	4.4	5300	–	3	...	...	...	–	7	5	3	2	–
204#	85	–	–	52	6	18	12	18	–	8	4	4.4	6500	–	9	7	2.9	26	–	11	5	3	2	–
205	56	–	–	30	16	17	9	17	–	11	4	4.2	5500	–	2	...	...	...	–	5	2	–	5	–
206	87	–	–	43	5	20	12	20	–	15	8	4.2	4200	–	3	...	...	...	–	11	3	–	4	–
207	56	–	–	45	13	14	10	14	–	11	7	5.1	4900	–	2	...	...	...	–	5	1	2	1	–
208	29	–	–	45	3	5	–	5	–	5	–	4.8	5600	–	–	–	–	–	–	3	3	–	2	–
209	24	–	–	13	8	7	1	6	–	7	1	4.1	4800	–	–	–	–	–	–	2	2	3	–	–
210	56	–	–	52	4	19	13	19	–	9	3	3.9	5300	–	5	5	3.8	...	–	7	3	3	1	–
211	36	–	–	25	22	11	6	11	–	8	3	4.6	4200	–	1	...	...	...	–	4	1	1	1	–
212	47	–	–	43	6	8	–	8	–	8	–	5.0	3800	–	–	–	–	–	–	4	4	1	2	–
213	84	–	–	45	7	20	10	20	–	12	5	4.2	4400	–	7	4	3.7	...	–	8	4	1	4	–
214	72	–	–	50	4	18	13	17	–	10	7	4.7	4400	–	6	4	2.3	...	–	7	1	4	–	–
216#	53	–	–	55	–	11	3	11	–	5	2	4.0	3500	–	6	1	3.7	30	–	5	4	1	2	–
217	46	–	–	50	7	11	7	10	–	8	4	4.4	5400	–	1	...	...	...	–	4	2	–	–	–
218	32	–	–	56	6	5	3	5	–	5	3	3.6	...	–	–	–	–	–	–	3	1	–	1	–
219	35	–	–	49	–	7	3	7	–	5	1	4.2	5200	–	2	...	...	...	–	4	2	–	1	–
220	43	–	–	54	5	8	4	8	–	6	2	4.2	4400	–	2	...	...	...	–	5	2	–	–	–
221	59	–	–	54	9	9	3	8	–	7	1	4.9	4400	–	2	...	...	...	–	5	3	–	2	–
222	23	–	–	44	–	6	3	6	–	4	...	...	...	–	1	...	...	...	–	3	2	1	–	–
223	77	–	–	53	4	14	8	14	–	12	7	4.7	4600	–	2	...	...	...	–	9	3	1	2	–
224#	344	–	–	49	6	80	50	80	–	54	27	4.2	4800	–	14	11	3.4	27	–	34	14	5	12	–
301	317	2	–	42	9	99	1	33	65	16	1	4.2	5700	–	80	–	3.3	36	3	26	26	21	18	–
303#	115	4	–	55	6	19	1	16	1	11	1	5.2	5700	9	8	–	4.6	40	–	10	10	–	4	–
304#	176	–	–	63	1	29	6	22	7	15	4	4.2	5300	–	11	–	5.3	37	–	21	17	–	4	–
305	42	–	–	60	–	9	6	9	–	6	3	4.7	4900	–	1	...	...	...	–	5	2	–	2	–
306#	168	–	1	44	4	30	10	29	–	22	7	4.5	5500	–	8	3	3.4	25	–	18	13	2	1	–
307	19	–	–	53	5	4	...	...	...	...	...	...	...	–	...	...	...	...	–	...	...	...	...	...
308	23	–	–	22	–	10	–	10	–	6	–	4.3	7900	–	3	...	...	...	–	2	2	2	1	–
309	92	–	–	64	1	14	11	14	–	10	8	3.6	4000	–	3	...	...	...	–	10	1	–	1	–
310	58	–	–	53	7	16	11	16	–	11	7	4.4	5000	–	1	...	...	...	–	8	2	2	1	–
311	72	–	–	51	4	15	6	15	–	11	3	4.5	4400	–	3	...	...	...	–	8	4	1	3	–
312	65	–	–	51	2	15	8	14	–	11	6	3.7	5300	–	4	...	...	...	–	6	3	3	4	1
313	71	–	–	51	6	17	8	17	–	13	6	4.0	4900	–	2	...	...	...	–	8	4	2	1	–
314#	130	–	–	59	2	33	25	30	2	9	3	4.2	4900	–	13	13	2.0	32	–	15	3	1	4	–
317#	101	–	–	55	6	20	10	18	1	10	1	5.2	4100	–	6	5	3.3	29	–	10	5	1	1	–
318	4	...	...	...	...	2	...	...	...	...	...	...	...	...	...	...	...	...	...	...	...	...	...	...
319	57	–	–	37	9	12	3	12	–	11	2	4.3	5900	–	1	...	...	...	–	5	4	–	1	–
320	66	–	–	47	9	15	6	14	–	12	4	4.1	4700	–	2	...	...	...	–	5	1	1	2	–
217	2628	–	–	50	8	659	51	507	–	452	37	4.6	8700	–	135	9	4.3	42	–	230	207	53	65	4
101	97	1	–	53	4	27	1	26	–	17	–	4.6	8400	–	6	1	3.2	...	–	8	8	1	1	–
102	92	–	–	50	1	17	3	17	–	16	3	4.6	7600	–	1	...	...	...	–	9	8	–	–	–
103	41	–	–	59	–	8	–	8	–	8	–	4.5	7800	–	–	–	–	–	–	5	5	–	–	–
104	6	–	–	33	–	1	...	...	...	...	...	...	...	–	...	...	...	...	–	...	...	...	...	...
105	–	–	–	–	–	1	...	...	...	...	...	...	...	–	...	...	...	...	–	...	...	...	...	...
106	43	–	–	47	–	10	6	10	–	8	5	4.0	6200	–	1	...	...	...	–	4	1	–	1	–
107	82	–	–	61	–	17	1	17	–	12	1	4.3	6400	–	2	...	...	...	–	10	9	–	1	–
108	11	–	–	46	18	6	–	6	–	2	...	...	...	–	–	–	–	–	–	...	...	...	...	...
109	104	–	–	55	6	22	2	22	–	16	2	4.1	6500	–	1	...	...	...	–	12	10	–	–	–
111	22	–	–	36	5	6	2	6	–	3	...	...	...	–	2	...	...	...	–	2	2	1	1	–
112	35	–	–	71	–	9	–	9	–	5	–	4.6	9800	–	–	–	–	–	–	3	3	–	2	–
113	26	–	–	62	–	4	...	...	...	...	...	...	...	–	...	...	...	...	–	...	...	...	...	...
114	1	...	...	...	...	1	...	...	...	...	...	...	...	...	...	...	...	...	...	...	...	...	...	...
115	110	–	–	44	7	31	–	27	–	26	–	4.5	8700	–	3	...	...	...	–	9	9	5	3	2
116	97	–	–	53	4	22	–	22	–	17	–	4.8	8100	–	3	...	...	...	–	9	9	1	1	–

[Data exclude vacant seasonal and vacant migratory housing units. For minimum base for derived figures (percent, average, etc.) and meaning of symbols, see text]

Blocks Within Census Tracts	Total population	Percent of total population: Negro	In group quarters	Under 18 years	62 years and over	Year-round housing units: Total	Lacking some or all plumbing facilities	Units in—: One-unit structures	Structures of 10 or more units	Occupied housing units: Owner: Total	Lacking some or all plumbing facilities	Average number of rooms	Average value (dollars)	Percent Negro	Renter: Total	Lacking some or all plumbing facilities	Average number of rooms	Average contract rent (dollars)	Percent Negro	1.01 or more persons per room: Total	With all plumbing facilities	One-person households	With female head of family	With roomers, boarders, or lodgers
119	275	–	–	52	6	66	1	66	–	54	1	5.2	9000	–	5	–	4.8	...	–	22	21	5	4	–
202	31	–	–	52	3	6	–	6	–	6	–	5.0	13100	–	–	–	–	–	–	2	2	–	–	–
203	75	–	–	56	5	14	1	14	–	13	1	4.7	11500	–	1	...	...	...	–	7	6	1	3	–
204	7	–	–	57	–	1	...	...	...	...	...	...	...	–	...	...	...	...	–	...	...	...	...	...
205	11	–	–	64	–	2	...	...	...	...	...	...	...	–	...	...	...	...	–	...	...	...	...	...
206	25	–	–	56	–	5	–	5	–	5	–	5.6	12300	–	–	–	–	–	–	1	1	–	–	–
207	37	–	–	54	5	8	2	8	–	6	2	4.5	10000	–	1	...	...	...	–	2	2	1	1	–
208	201	–	–	60	1	39	–	2	–	–	–	–	–	–	37	–	4.2	34	–	22	22	1	17	1
209	178	–	–	63	1	36	–	2	–	–	–	–	–	–	35	–	4.2	33	–	20	20	3	12	–
210	53	–	–	53	2	13	–	12	–	11	–	4.5	7000	–	1	...	...	...	–	5	5	2	1	–
211	60	–	–	48	–	11	–	11	–	11	–	4.5	8800	–	–	–	–	–	–	8	8	–	1	–
215	15	–	–	53	–	2	...	...	...	...	...	...	...	–	...	...	...	...	–	...	...	...	...	...
217#	147	–	–	11	64	72	1	5	–	67	1	3.9	...	–	5	–	4.2	53	–	1	1	15	–	–
218	69	–	–	58	–	15	–	15	–	10	–	3.2	5400	–	2	...	...	...	–	8	8	1	2	–
219	57	–	–	60	2	11	–	11	–	10	–	3.6	6100	–	–	–	–	–	–	7	7	–	1	–
220	56	2	–	52	5	15	1	15	–	11	1	3.8	4800	9	1	...	...	...	...	6	6	1	2	–
221	67	–	–	58	–	17	–	17	–	12	–	4.7	7500	–	–	–	–	–	–	7	7	–	–	–
222	27	–	–	37	4	8	1	7	–	5	1	4.2	...	–	1	...	...	...	–	2	2	–	1	–
901	32	–	–	28	6	8	–	7	–	5	–	4.6	6700	–	3	...	...	...	–	2	2	1	–	–
903	15	–	–	7	13	7	–	6	–	5	–	5.6	...	–	2	...	...	...	–	1	1	2	3	–
904	29	–	–	38	24	9	–	9	–	9	–	5.2	13500	–	–	–	–	–	–	1	1	2	–	–
905	24	–	–	46	8	10	1	10	–	6	–	4.2	7500	–	1	...	...	...	–	2	2	2	–	1
906	34	–	–	44	6	8	1	7	–	6	–	4.5	...	–	2	...	...	...	–	1	1	1	1	–
907	56	2	–	29	25	23	4	22	–	16	4	4.9	11000	–	3	...	...	...	...	2	2	2	2	–
909	52	–	–	52	6	14	4	13	–	9	4	4.2	6200	–	3	...	...	...	–	5	3	–	1	–
910	31	–	–	52	3	7	3	7	–	6	2	4.7	...	–	–	–	–	–	–	3	1	1	–	–
911	28	–	–	57	4	7	1	6	–	5	–	5.8	...	–	1	...	...	...	–	1	1	1	–	–
912	43	–	–	61	14	13	2	13	–	4	...	...	...	–	4	...	...	...	–	2	–	–	–	–
913	17	–	–	41	–	4	...	...	...	...	...	...	...	–	...	...	...	...	–	...	...	...	...	...
914	41	–	–	49	7	10	5	10	–	7	5	4.9	6400	–	3	...	...	...	–	3	1	2	–	–
915	45	–	–	40	11	12	3	12	–	8	1	5.8	...	–	2	...	...	...	–	5	3	–	1	–
916	23	–	–	65	–	4	...	...	...	...	...	...	...	–	...	...	...	...	–	...	...	...	...	...
218	5615	–	–	49	6	1233	638	1197	–	909	427	4.4	5300	–	189	128	3.2	34	–	559	204	78	125	3
102	18	–	–	44	–	6	1	6	–	4	...	...	...	–	–	–	–	–	–	...	...	...	...	...
103	54	2	–	57	2	11	10	11	–	10	10	3.4	3500	10	–	–	–	–	–	9	–	–	–	–
104	67	–	–	64	3	11	8	11	–	11	8	3.5	3500	–	–	–	–	–	–	9	2	–	–	–
105	58	–	–	59	2	10	10	10	–	10	10	1.9	3500	–	–	–	–	–	–	10	–	–	–	–
106	17	–	–	65	–	3	...	...	...	...	...	...	...	–	...	...	...	...	–	...	...	...	...	...
107	39	–	–	56	3	6	6	6	–	6	6	2.8	3500	–	–	–	–	–	–	5	–	–	–	–
108	41	–	–	66	–	6	6	6	–	6	6	3.2	3500	–	–	–	–	–	–	5	–	–	1	–
109	12	–	–	67	–	2	...	...	...	...	...	...	...	–	...	...	...	...	–	...	...	...	...	...
110	32	–	–	63	–	5	1	5	–	4	...	...	...	–	1	...	...	...	–	1	–	–	–	–
111	302	–	–	57	3	61	56	61	–	50	46	4.0	3600	–	4	...	...	...	–	39	2	1	5	–
112	164	–	–	50	1	30	4	30	–	28	3	5.0	8500	–	–	–	–	–	–	11	9	1	–	–
113	63	–	–	52	6	13	3	12	–	12	2	5.1	10700	–	–	–	–	–	–	4	2	–	–	–
116	2	...	...	...	...	2	...	...	...	...	...	...	...	...	...	...	...	...	...	...	...	...	...	...
117	52	–	–	54	4	11	–	11	–	7	–	5.7	12500	–	4	...	...	...	–	3	3	–	1	1
118	64	–	–	39	3	14	6	14	–	9	3	4.3	5000	–	3	...	...	...	–	6	3	1	–	–
119	59	–	–	51	3	11	7	11	–	7	5	4.3	5300	–	2	...	...	...	–	8	1	–	–	–
120	66	–	–	58	5	12	5	12	–	8	2	4.4	5800	–	3	...	...	...	–	4	2	1	–	–
121	28	–	–	32	7	7	5	7	–	5	3	3.4	5200	–	–	–	–	–	–	4	2	–	–	–
122	176	–	–	46	9	39	16	37	–	29	11	4.7	7800	–	4	...	...	...	–	17	9	–	2	–
201	400	–	2	55	3	94	53	91	–	62	31	4.4	5200	–	8	6	3.3	...	–	38	14	1	5	–
202	31	–	–	48	–	8	1	8	–	5	–	5.0	6200	–	–	–	–	–	–	3	3	–	–	–
203	55	–	–	51	7	10	6	10	–	9	5	4.3	4600	–	1	...	...	...	–	6	1	1	1	–
204	61	–	–	61	3	11	5	11	–	8	3	5.0	5400	–	3	...	...	...	–	7	3	1	–	–
205	54	–	–	46	2	10	5	10	–	9	5	4.2	4400	–	1	...	...	...	–	7	3	–	1	–
206	35	–	–	43	–	6	–	6	–	6	–	5.5	6200	–	–	–	–	–	–	2	2	–	1	–
207	2	...	...	...	...	2	...	...	...	...	...	...	...	...	...	...	...	...	...	...	...	...	...	...
208	35	–	–	43	11	10	3	9	–	6	2	4.5	5100	–	1	...	...	...	–	3	2	1	–	–
209	59	–	–	58	5	7	5	5	–	7	5	4.1	5600	–	–	–	–	–	–	5	2	–	1	–
210	75	–	–	56	3	14	10	14	–	13	10	3.6	4100	–	–	–	–	–	–	7	2	1	3	–
211	41	–	–	44	10	10	6	10	–	5	2	4.4	4100	–	3	...	...	...	–	5	1	–	–	–
212	43	–	–	58	–	7	5	6	–	5	3	4.8	4600	–	1	...	...	...	–	4	2	–	–	–
213	60	–	2	57	5	10	4	10	–	8	4	5.4	4500	–	1	...	...	...	–	7	3	–	2	–
214	15	–	–	13	13	6	2	6	–	4	...	...	...	–	–	–	–	–	–	...	...	...	...	...
215	44	–	–	55	9	9	4	9	–	6	1	5.7	16500	–	2	...	...	...	–	4	2	1	–	–
216	58	–	5	67	–	8	7	8	–	8	7	4.4	3900	–	–	–	–	–	–	7	1	–	–	–
217	139	–	–	47	7	29	17	28	–	19	8	4.4	4300	–	8	7	4.0	...	–	15	5	1	2	–
218	135	–	–	47	10	31	22	29	–	25	16	3.8	4300	–	6	6	2.3	...	–	11	4	2	7	–
219	90	–	–	51	3	20	12	19	–	12	9	3.6	4200	–	7	2	5.1	47	–	10	4	4	4	–
220	65	–	–	34	19	21	4	21	–	18	3	4.5	5600	–	2	...	...	...	–	5	5	4	5	–
221#	133	–	2	42	11	25	10	22	–	17	5	4.0	4900	–	6	4	2.7	31	–	16	8	2	1	–
222	71	–	–	31	3	15	4	14	–	9	3	5.7	4800	–	4	...	...	...	–	7	4	–	1	–
223	155	–	–	47	7	39	13	39	–	25	10	5.0	5900	–	7	1	3.7	...	–	12	7	2	3	2
301	71	–	–	51	7	16	6	15	–	12	4	4.6	4500	–	2	...	...	...	–	6	4	–	2	–
302	88	–	–	22	9	22	8	21	–	18	4	4.7	5300	–	4	...	...	...	–	6	2	3	3	–
303#	62	–	–	37	15	20	8	20	–	13	4	4.8	4900	–	6	3	2.0	30	–	5	3	4	4	–
304	92	–	–	48	13	23	12	23	–	13	5	3.8	5500	–	7	4	3.0	...	–	9	6	3	4	–
305	100	–	–	41	11	26	15	24	–	19	9	4.3	3700	–	5	4	2.6	...	–	8	3	4	4	–
306	93	–	–	45	16	31	21	31	–	20	10	3.6	4600	–	4	...	...	...	–	7	2	5	5	–
307	126	–	–	39	10	36	24	35	–	22	12	3.9	3600	–	3	...	...	...	–	13	7	2	3	–
308#	82	–	–	48	10	25	14	25	–	14	6	3.8	3700	–	8	5	2.9	29	–	10	4	3	6	–
309#	126	–	–	50	8	24	12	21	–	15	5	4.7	4000	–	7	6	2.4	26	–	13	4	2	5	–
310	42	–	–	24	29	10	–	10	–	8	–	4.9	6100	–	2	...	...	...	–	2	2	1	4	–
311#	67	–	–	33	13	20	8	18	–	12	3	4.5	7200	–	8	5	3.0	25	–	7	3	5	–	–
312	28	–	–	46	4	7	3	7	–	5	2	4.8	5200	–	–	–	–	–	–	2	1	–	1	–
313	66	–	–	44	6	17	8	16	–	15	7	4.3	4600	–	1	...	...	...	–	6	2	2	5	–

[Data exclude vacant seasonal and vacant migratory housing units. For minimum base for derived figures (percent, average, etc.) and meaning of symbols, see text]

Blocks Within Census Tracts	Total population	Percent of total population: Negro	In group quarters	Under 18 years	62 years and over	Year-round housing units: Total	Lacking some or all plumbing facilities	Units in—: One-unit structures	Structures of 10 or more units	Occupied housing units: Owner: Total	Lacking some or all plumbing facilities	Average number of rooms	Average value (dollars)	Percent Negro	Renter: Total	Lacking some or all plumbing facilities	Average number of rooms	Average contract rent (dollars)	Percent Negro	1.01 or more persons per room: Total	With all plumbing facilities	One-person households	With female head of family	With roomers, boarders, or lodgers
315	77	–	–	40	10	17	7	15	–	9	1	5.8	6500	–	7	5	2.9	...	–	9	3	1	3	–
316#	101	–	–	53	9	26	22	26	–	10	6	3.7	3800	–	11	11	3.1	28	–	11	1	5	2	–
317#	101	–	–	43	7	24	10	22	–	15	2	4.5	4600	–	5	4	2.2	33	–	10	5	–	7	–
318	63	–	–	32	10	21	7	20	–	16	3	4.4	4600	–	–	–	–	–	–	6	6	4	4	–
321	36	–	–	67	3	5	2	5	–	5	2	4.0	4600	–	–	–	–	–	–	3	2	–	–	–
322	131	–	–	56	5	21	13	21	–	19	11	3.9	4900	–	2	...	...	...	–	15	5	1	1	–
323	5	–	–	40	20	2	...	...	...	...	...	...	...	–	...	...	...	...	–	...	...	...	...	...
902	46	–	–	35	17	10	–	10	–	8	–	6.0	13300	–	2	...	...	...	–	2	2	1	–	–
904	11	–	–	64	–	2	...	...	...	...	...	...	...	–	...	...	...	...	–	...	...	...	...	...
905	261	–	–	35	12	8	–	8	–	7	–	5.6	...	–	–	–	–	–	–	2	2	1	–	–
906	38	–	–	32	11	15	2	14	–	8	2	5.8	...	–	5	–	5.0	...	–	1	1	2	–	–
908	11	–	–	27	9	5	2	5	–	3	...	...	...	–	1	...	...	...	–	...	...	...	...	...
909	4	...	...	...	...	1	...	...	...	...	...	...	...	...	...	...	...	...	...	...	...	...	...	...
910	10	90	–	40	20	3	...	...	...	...	...	...	...	...	...	...	...	...	...	...	...	...	...	...
911	31	16	–	52	7	6	2	6	–	5	2	6.2	...	20	1	...	...	...	...	2	2	–	1	–
912	4	...	...	...	...	1	...	...	...	...	...	...	...	...	...	...	...	...	...	...	...	...	...	...
913	62	–	–	57	7	11	6	11	–	10	5	4.6	6500	–	1	...	...	...	–	6	2	–	2	–
914	134	–	–	57	6	22	15	22	–	21	14	3.8	4000	–	1	...	...	...	–	12	2	1	3	–
915	122	–	–	58	3	22	17	22	–	18	13	3.8	4000	–	4	...	...	...	–	14	3	–	2	–
916	186	–	–	59	1	31	25	31	–	29	23	3.5	3600	–	2	...	...	...	–	27	5	–	3	–
917	130	–	–	44	5	22	13	22	–	19	11	4.2	5100	–	3	...	...	...	–	15	5	–	2	–
918	9	–	–	33	–	3	...	...	...	...	...	...	...	–	...	...	...	...	–	...	...	...	...	...
919	16	–	–	63	13	3	...	...	...	...	...	...	...	–	...	...	...	...	–	...	...	...	...	...
920	3	...	...	...	...	1	...	...	...	...	...	...	...	...	...	...	...	...	...	...	...	...	...	...
921	28	–	–	43	4	7	3	7	–	7	3	4.4	...	–	–	–	–	–	–	2	–	–	–	–
922	17	–	–	53	12	5	3	5	–	2	...	...	...	–	2	...	...	...	–	...	...	...	...	...
219	3783	–	–	48	8	849	333	828	–	606	207	4.3	5800	–	159	61	3.6	38	–	372	219	55	114	12
101	28	–	–	32	14	8	1	8	–	5	1	5.2	...	–	3	...	...	...	–	2	2	2	–	–
103	51	–	–	45	4	13	12	13	–	11	10	3.4	4000	–	1	...	...	...	–	6	–	–	2	–
104	20	–	35	80	–	2	...	...	...	...	...	...	...	–	...	...	...	...	–	...	...	...	...	...
108	60	–	–	57	5	13	11	13	–	11	9	3.2	4000	–	–	–	–	–	–	7	1	–	1	–
109#	117	–	–	49	3	24	12	24	–	16	5	4.0	5900	–	6	5	3.0	45	–	11	7	1	4	–
110	152	–	–	51	1	28	12	28	–	25	10	4.4	4900	–	2	...	...	...	–	16	9	1	1	–
111	125	–	–	53	7	28	23	27	–	18	15	3.7	3700	–	5	4	3.0	...	–	16	2	1	–	–
112	59	–	–	34	22	12	3	12	–	10	2	4.1	5600	–	1	...	...	...	–	8	6	1	1	–
113#	161	–	–	53	6	35	11	35	–	26	6	4.6	6700	–	7	3	2.4	33	–	15	7	1	5	7
114#	183	–	–	56	6	48	1	40	–	8	1	4.6	6800	–	33	–	4.8	44	–	14	14	3	10	–
115	75	–	–	45	13	17	2	17	–	13	1	4.7	6100	–	3	...	...	...	–	6	6	1	3	–
116	71	–	–	38	16	18	3	18	–	17	3	4.1	5900	–	1	...	...	...	–	5	5	1	6	–
117	136	–	–	51	6	27	8	27	–	22	5	4.6	4700	–	2	...	...	...	–	14	10	1	1	–
118	47	–	–	45	–	10	–	10	–	9	–	4.8	7300	–	–	–	–	–	–	5	5	–	1	–
119	56	–	–	54	4	13	4	13	–	11	3	4.0	4500	–	1	...	...	...	–	6	5	1	2	–
120	101	–	–	42	9	20	4	19	–	17	4	4.4	5500	–	3	...	...	...	–	11	8	1	3	–
121	–	–	–	–	–	–	–	–	–	–	–	–	–	–	–	–	–	–	–	–	–	–	–	–
201	65	–	–	43	15	16	9	16	–	14	8	4.2	4100	–	2	...	...	...	–	4	–	2	4	–
202	115	–	–	44	7	22	11	22	–	16	6	3.7	4200	–	5	4	3.0	...	–	15	7	2	3	1
203	102	–	–	45	4	22	5	21	–	20	4	4.3	5300	–	2	...	...	...	–	12	8	3	3	–
205	118	–	–	47	11	23	7	21	–	20	5	4.4	4400	–	2	...	...	...	–	9	6	–	6	–
206	118	1	–	57	4	22	11	22	–	17	7	3.8	4800	–	5	4	3.4	...	–	11	6	1	5	–
208	25	–	–	48	4	5	–	5	–	5	–	5.0	6600	–	–	–	–	–	–	2	2	–	–	–
209	34	–	–	24	15	12	4	12	–	7	3	4.1	5000	–	3	...	...	...	–	5	2	–	2	–
210	66	–	–	36	8	16	1	16	–	12	–	5.2	5900	–	3	...	...	...	–	6	6	–	4	–
211	47	–	–	51	2	7	–	7	–	6	–	4.3	4400	–	1	...	...	...	–	6	6	–	–	–
212	30	–	–	40	13	8	2	8	–	7	2	3.6	4800	–	1	...	...	...	–	3	2	1	2	1
213	64	–	–	41	17	18	10	18	–	13	7	3.8	4500	–	3	...	...	...	–	5	3	3	5	2
214	31	–	–	29	26	13	8	13	–	7	4	4.6	3900	–	3	...	...	...	–	3	2	1	3	–
215	71	1	–	44	16	12	5	12	–	7	1	5.6	8400	–	4	...	...	...	...	6	3	1	–	–
301#	62	–	–	57	7	13	2	13	–	3	...	...	...	–	10	2	2.8	33	–	9	8	–	5	–
302	129	–	–	59	5	25	5	25	–	18	3	4.7	7800	–	6	1	2.8	...	–	16	13	2	4	–
303	26	–	–	73	–	4	...	...	...	...	...	...	...	–	...	...	...	...	–	...	...	...	...	...
304	85	–	–	55	2	16	6	16	–	12	4	5.0	4700	–	3	...	...	...	–	8	6	1	1	–
305	53	–	–	34	8	8	2	8	–	8	2	5.1	6200	–	–	–	–	–	–	5	4	1	2	1
306	39	–	–	56	18	5	2	5	–	5	2	4.0	7100	–	–	–	–	–	–	4	3	–	2	–
307	19	–	–	42	–	5	2	5	–	3	...	...	...	–	1	...	...	...	–	...	...	...	...	...
308	23	–	–	74	–	3	...	...	...	...	...	...	...	–	...	...	...	...	–	...	...	...	...	...
309	17	–	–	29	12	6	3	5	–	3	...	...	...	–	3	...	...	...	–	–	–	1	–	–
310	52	–	–	29	12	12	3	12	–	11	2	4.6	8000	–	–	–	–	–	–	3	1	–	2	–
312	10	–	–	60	–	2	...	...	...	...	...	...	...	–	...	...	...	...	–	...	...	...	...	...
313	73	–	–	52	–	13	1	13	–	11	1	4.7	4000	–	2	...	...	...	–	7	7	–	1	–
314	63	–	–	59	–	9	2	9	–	6	1	4.7	6100	–	2	...	...	...	–	6	5	–	2	–
315	50	–	–	48	4	10	4	10	–	8	2	4.6	5800	–	–	–	–	–	–	5	3	1	1	–
316	78	–	–	55	3	13	6	13	–	9	2	4.0	5000	–	4	...	...	...	–	8	5	2	1	–
317	202	–	–	50	5	42	18	42	–	32	11	4.4	8800	–	7	5	2.6	...	–	21	13	2	4	–
902	256	–	–	54	7	76	69	74	–	42	36	3.3	4400	–	8	7	3.4	...	–	31	–	5	11	–
903	37	–	–	30	27	9	1	9	–	7	1	5.6	...	–	2	...	...	...	–	1	–	–	–	–
904	18	–	–	28	22	6	–	6	–	5	–	5.0	...	–	1	...	...	...	–	1	1	–	–	–
905	13	–	–	8	31	8	2	8	–	6	1	5.7	...	–	–	–	–	–	–	1	–	–	–	–
906	40	–	–	45	15	13	4	10	–	11	3	5.6	...	–	1	...	...	...	–	1	–	2	–	–
907	34	–	–	24	21	12	5	12	–	11	4	4.9	...	–	–	–	–	–	–	1	1	2	–	–
908	20	–	–	45	5	5	3	5	–	2	...	...	...	–	1	...	...	...	–	...	...	...	...	...
909	6	–	–	17	67	3	...	...	...	...	...	...	...	–	...	...	...	...	–	...	...	...	...	...
910	21	–	–	38	19	6	2	6	–	4	...	...	...	–	1	...	...	...	–	2	1	1	–	–
911	3	...	...	...	...	1	...	...	...	...	...	...	...	...	...	...	...	...	...	...	...	...	...	...
912	5	–	–	20	40	2	...	...	...	...	...	...	...	–	...	...	...	...	–	...	...	...	...	...
913	13	–	–	39	23	6	4	5	–	3	...	...	...	–	1	...	...	...	–	...	...	...	...	...
914	8	–	–	–	25	4	...	...	...	...	...	...	...	–	...	...	...	...	–	...	...	...	...	...

[Data exclude vacant seasonal and vacant migratory housing units. For minimum base for derived figures (percent, average, etc.) and meaning of symbols, see text]

Blocks Within Census Tracts	Total population	Percent of total population				Year-round housing units				Occupied housing units													
								Units in—		Owner					Renter					1.01 or more persons per room				
	Total population	Negro	In group quarters	Under 18 years	62 years and over	Total	Lacking some or all plumbing facilities	One-unit structures	Structures of 10 or more units	Total	Lacking some or all plumbing facilities	Average number of rooms	Average value (dollars)	Percent Negro	Total	Lacking some or all plumbing facilities	Average number of rooms	Average contract rent (dollars)	Percent Negro	Total	With all plumbing facilities	One-person households	With female head of family	With roomers, boarders, or lodgers
220	3478	–	–	37	14	1138	58	1039	1	819	32	5.1	11300	–	234	17	4.1	62	–	160	133	182	79	6
101	58	–	–	28	16	19	–	17	–	17	–	5.3	13700	–	1	...	...	...	–	–	–	–	1	1
102	12	–	–	33	17	3	...	...	...	...	...	...	...	–	...	...	...	...	–	...	...	...	...	...
103	8	–	–	–	13	6	–	5	–	5	–	4.8	...	–	–	–	–	–	–	–	–	2	–	–
104	19	–	–	32	11	4	...	...	...	...	...	...	...	–	...	...	...	...	–	...	...	...	...	...
105	19	–	–	16	26	9	–	9	–	8	–	5.8	21700	–	–	–	–	–	–	–	–	1	1	–
106	38	–	–	21	26	13	–	10	–	9	–	5.1	7200	–	4	...	...	...	–	–	–	2	3	–
107	40	–	–	43	15	11	–	10	–	7	–	4.7	7000	–	4	...	...	...	–	1	1	–	1	–
108	53	–	–	60	–	9	1	9	–	9	1	4.7	8200	–	–	–	–	–	–	6	6	–	2	–
109	30	–	–	43	7	10	–	8	–	7	–	4.9	6700	–	1	...	...	...	–	2	2	2	–	–
111	1	...	...	...	...	1	...	...	...	...	...	...	...	...	...	...	...	...	...	...	...	...	...	...
112	32	–	–	34	13	10	–	10	–	9	–	6.0	22200	–	1	...	...	...	–	–	–	2	1	–
113	30	–	–	37	3	10	–	10	–	9	–	5.4	17600	–	1	...	...	...	–	–	–	2	–	–
114	24	–	–	33	8	8	–	8	–	8	–	5.0	21100	–	–	–	–	–	–	1	1	2	–	–
115	37	–	–	38	11	10	1	10	–	8	–	6.4	21900	–	2	...	...	...	–	1	–	2	–	–
116	31	–	–	29	19	11	–	11	–	8	–	4.6	10000	–	3	...	...	...	–	–	–	2	–	–
117	23	–	–	22	17	8	–	8	–	7	–	4.7	13200	–	1	...	...	...	–	–	–	2	–	–
118	72	–	–	49	7	17	2	17	–	15	2	4.5	8200	–	1	...	...	...	–	6	5	2	1	–
119	5	–	–	–	40	2	...	...	...	...	...	...	...	–	...	...	...	...	–	...	...	...	...	...
120	18	–	–	28	11	6	–	5	–	4	...	...	...	–	1	...	...	...	–	1	1	–	1	–
121	17	–	–	18	35	10	–	7	–	7	–	3.7	7200	–	2	...	...	...	–	1	1	6	–	–
122	7	–	–	–	29	4	...	...	...	...	...	...	...	–	...	...	...	...	–	...	...	...	...	...
123	32	–	–	44	19	12	–	10	–	9	–	4.2	10200	–	1	...	...	...	–	1	1	2	2	–
201	50	–	–	42	14	15	1	15	–	12	1	4.9	10200	–	2	...	...	...	–	3	3	–	1	–
202	34	–	–	12	24	15	1	12	–	14	1	4.6	7500	–	1	...	...	...	–	–	–	5	1	–
203	3	...	...	...	...	1	...	...	...	...	...	...	...	...	...	...	...	...	...	...	...	...	...	...
204	34	–	–	35	15	9	–	7	–	7	–	5.3	10400	–	2	...	...	...	–	2	2	–	–	1
205	18	–	–	28	44	10	1	9	–	9	1	5.2	5500	–	1	...	...	...	–	–	–	7	–	–
206	32	–	–	41	25	11	–	11	–	7	–	5.3	6900	–	2	...	...	...	–	1	1	–	–	–
207	17	–	–	47	18	4	...	...	...	...	...	...	...	–	...	...	...	...	–	...	...	...	...	...
208	6	–	–	–	33	2	...	...	...	...	...	...	...	–	...	...	...	...	–	...	...	...	...	...
209	23	–	–	35	22	7	–	6	–	6	–	4.7	9800	–	1	...	...	...	–	1	1	1	1	–
210	8	–	–	13	50	5	1	5	–	3	...	...	...	–	2	...	...	...	–	–	–	2	1	–
211#	20	–	–	20	15	8	–	6	–	3	...	...	...	–	5	–	3.6	45	–	–	–	1	2	–
212	3	...	...	...	...	2	...	...	...	...	...	...	...	...	...	...	...	...	...	...	...	...	...	...
215	25	8	–	48	–	7	–	3	–	3	...	...	...	...	3	...	...	...	...	3	3	–	1	–
216	40	–	–	53	3	13	–	9	–	5	–	5.2	9300	–	6	–	3.3	65	–	3	3	2	3	–
217	36	–	–	44	11	9	–	9	–	8	–	4.3	6200	–	1	...	...	...	–	4	4	1	2	1
218	27	–	–	33	7	6	–	6	–	6	–	5.2	8900	–	–	–	–	–	–	2	2	–	2	–
219	2	...	...	...	...	1	...	...	...	...	...	...	...	...	...	...	...	...	...	...	...	...	...	...
220	13	–	–	15	8	5	–	5	–	3	...	...	...	–	1	...	...	...	–	...	...	...	...	...
221#	28	–	–	7	64	19	–	6	–	6	–	3.8	–	–	12	–	2.7	39	–	–	–	11	–	–
222	17	–	–	24	–	7	1	6	–	5	1	3.6	...	–	1	...	...	...	–	–	–	–	1	–
301	2	...	...	...	...	4	...	...	...	...	...	...	...	...	...	...	...	...	...	...	...	...	...	...
302	25	–	–	20	28	9	–	6	–	6	–	4.8	34000	–	3	...	...	...	–	1	1	1	–	–
303	10	–	–	20	60	5	–	5	–	5	–	9.2	26800	–	–	–	–	–	–	–	–	2	–	–
304	1	...	...	...	...	1	...	...	...	...	...	...	...	...	...	...	...	...	...	...	...	...	...	...
305	7	–	–	43	29	2	...	...	...	...	...	...	...	–	...	...	...	...	–	...	...	...	...	...
306	22	–	–	27	14	9	–	8	–	6	–	5.0	16000	–	3	...	...	...	–	1	1	4	–	–
307	32	–	–	34	9	10	–	10	–	8	–	5.6	11700	–	2	...	...	...	–	1	1	–	2	–
308	36	–	–	28	14	13	–	13	–	11	–	4.9	9800	–	2	...	...	...	–	2	2	1	2	–
309	8	–	–	25	38	3	...	...	...	...	...	...	...	–	...	...	...	...	–	...	...	...	...	...
310	56	–	–	25	18	22	–	21	–	14	–	5.1	8300	–	7	–	5.0	77	–	–	–	3	3	–
311	9	–	–	–	67	5	–	5	–	5	–	5.8	13000	–	–	–	–	–	–	–	–	1	–	–
312	26	–	–	39	8	8	–	8	–	6	–	6.2	11700	–	2	...	...	...	–	–	–	1	–	–
313	31	–	–	42	13	12	–	12	–	6	–	5.7	11300	–	4	...	...	...	–	1	1	2	1	–
314	31	–	–	29	23	10	–	7	–	9	–	4.2	8300	–	1	...	...	...	–	2	2	2	–	–
315	17	–	–	29	12	6	1	6	–	6	1	4.8	11000	–	–	–	–	–	–	1	1	1	–	–
316	24	–	–	33	17	8	–	8	–	7	–	6.1	23400	–	–	–	–	–	–	–	–	2	–	–
317	72	–	–	53	1	18	–	17	–	10	–	4.9	7600	–	5	–	4.4	...	–	5	5	–	3	–
318	54	–	–	37	13	15	–	15	–	11	–	5.0	7800	–	3	...	...	...	–	3	3	–	3	–
319	12	–	–	33	17	4	...	...	...	...	...	...	...	–	...	...	...	...	–	...	...	...	...	...
320	51	–	–	35	4	12	–	12	–	10	–	6.3	14300	–	2	...	...	...	–	–	–	–	1	–
321	11	–	–	36	–	4	...	...	...	...	...	...	...	–	...	...	...	...	–	...	...	...	...	...
322	45	–	–	40	13	12	–	12	–	11	–	5.5	11300	–	1	...	...	...	–	2	2	1	–	–
323	20	–	–	20	30	12	–	7	1	4	...	...	...	–	5	–	3.4	55	–	1	1	2	–	–
402	5	–	–	20	–	1	...	...	...	...	...	...	...	–	...	...	...	...	–	...	...	...	...	...
403	52	–	–	21	17	20	–	20	–	16	–	6.3	21800	–	3	...	...	...	–	–	–	2	1	–
404	41	–	–	32	10	14	–	14	–	11	–	4.6	6200	–	2	...	...	...	–	3	3	2	1	–
405	16	–	–	19	19	8	1	7	–	5	1	2.2	...	–	2	...	...	...	–	3	2	2	–	–
406	28	–	–	50	4	9	–	9	–	5	–	4.4	5700	–	3	...	...	...	–	2	2	2	1	–
407	29	3	–	21	17	13	1	12	–	9	–	4.6	6700	–	3	...	...	...	...	–	–	4	–	–
408	20	–	–	30	25	9	–	9	–	7	–	5.9	5800	–	2	...	...	...	–	–	–	4	1	–
409	8	–	–	25	50	4	...	...	...	...	...	...	...	–	...	...	...	...	–	...	...	...	...	...
410	22	–	–	14	36	11	–	11	–	8	–	5.0	6800	–	1	...	...	...	–	1	1	3	1	–
411	43	–	–	47	16	13	–	13	–	10	–	4.9	6200	–	2	...	...	...	–	3	3	4	2	–
412	39	–	–	49	13	11	–	11	–	6	–	5.3	6800	–	4	...	...	...	–	1	1	1	1	–
413	14	–	–	14	43	7	–	7	–	2	...	...	...	–	4	...	...	...	–	–	–	1	–	–
414	4	...	...	...	...	3	...	...	...	...	...	...	...	...	...	...	...	...	...	...	...	...	...	...
415	7	–	–	43	–	2	...	...	...	...	...	...	...	–	...	...	...	...	–	...	...	...	...	...
416	16	–	–	19	31	8	1	8	–	7	1	4.7	6500	–	–	–	–	–	–	–	–	1	–	–
417	26	–	–	42	8	6	–	6	–	3	...	...	...	–	2	...	...	...	–	2	2	–	–	–
418	69	–	–	46	12	21	1	16	–	8	–	4.8	8700	–	11	1	3.5	54	–	4	4	4	2	2
419	14	–	–	29	29	8	–	7	–	4	...	...	...	–	2	...	...	...	–	–	–	2	–	–
420	9	–	–	22	44	7	–	7	–	3	...	...	...	–	2	...	...	...	–	–	–	3	–	–
421	4	...	...	...	...	4	...	...	...	...	...	...	...	...	...	...	...	...	...	...	...	...	...	...
422	4	...	...	...	...	1	...	...	...	...	...	...	...	...	...	...	...	...	...	...	...	...	...	...
501	28	–	–	32	11	9	–	6	–	4	...	...	...	–	5	–	3.8	...	–	2	2	3	–	–
502	46	–	–	46	7	13	–	13	–	9	–	4.2	9200	–	4	...	...	...	–	3	3	3	–	–
503	68	–	–	46	13	19	1	18	–	13	1	5.5	10800	–	6	–	3.5	...	–	6	5	3	–	–

[Data exclude vacant seasonal and vacant migratory housing units. For minimum base for derived figures (percent, average, etc.) and meaning of symbols, see text]

Blocks Within Census Tracts	Total population	Percent of total population: Negro	In group quarters	Under 18 years	62 years and over	Year-round housing units: Total	Lacking some or all plumbing facilities	Units in—: One-unit structures	Structures of 10 or more units	Occupied housing units: Owner: Total	Lacking some or all plumbing facilities	Average number of rooms	Average value (dollars)	Percent Negro	Renter: Total	Lacking some or all plumbing facilities	Average number of rooms	Average contract rent (dollars)	Percent Negro	1.01 or more persons per room: Total	With all plumbing facilities	One-person households	With female head of family	With roomers, boarders, or lodgers
504	43	–	–	44	5	13	–	9	–	8	–	5.4	8400	–	2	...	...	...	–	1	1	–	2	–
505	5	–	–	40	40	2	...	...	...	...	...	...	...	–	...	...	...	...	–	...	...	...	...	...
506	12	–	–	33	–	5	–	4	–	3	...	...	...	–	1	...	...	...	–	...	...	...	...	...
507	68	–	–	41	15	20	1	20	–	17	–	5.5	12000	–	3	...	...	...	–	2	1	3	2	–
508	41	–	–	44	7	9	–	9	–	9	–	5.1	10100	–	–	–	–	–	–	3	3	1	–	–
509	124	–	–	55	5	28	–	28	–	23	–	5.0	10100	–	2	...	...	...	–	9	9	1	2	–
510	36	–	–	28	14	14	–	14	–	12	–	5.3	10600	–	1	...	...	...	–	2	2	3	–	–
511	31	–	–	32	19	10	–	10	–	6	–	4.2	5300	–	2	...	...	...	–	3	3	–	–	–
512	30	–	–	30	20	10	–	10	–	8	–	4.6	9700	–	1	...	...	...	–	3	3	1	–	–
513	57	–	–	35	12	20	–	16	–	15	–	4.6	8900	–	3	...	...	...	–	3	3	2	–	–
514	26	–	–	46	8	8	–	8	–	5	–	5.6	10300	–	3	...	...	...	–	–	–	2	–	–
515	32	–	–	28	13	12	–	10	–	8	–	5.3	12800	–	4	...	...	...	–	2	2	3	–	–
516	12	–	–	42	33	4	...	...	...	...	...	...	...	–	...	...	...	...	–	...	...	...	...	...
518	22	–	–	23	14	9	–	9	–	9	–	5.8	13900	–	–	–	–	–	–	–	–	2	2	–
519	19	–	–	21	16	8	–	8	–	6	–	4.5	5800	–	2	...	...	...	–	–	–	2	–	–
520	110	–	–	53	4	24	–	24	–	19	–	4.6	9800	–	3	...	...	...	–	10	10	1	–	–
521	2	...	...	...	...	1	...	...	...	...	...	...	...	...	...	...	...	...	...	...	...	...	...	...
522	40	–	–	48	–	10	–	10	–	9	–	5.6	11800	–	1	...	...	...	–	1	1	–	1	–
901	5	–	–	–	60	4	...	...	...	...	...	...	...	–	...	...	...	...	–	...	...	...	...	...
902	39	–	–	54	8	8	4	7	–	6	3	4.3	...	–	1	...	...	...	–	3	–	1	1	–
904	16	–	–	50	–	3	...	...	...	...	...	...	...	–	...	...	...	...	–	...	...	...	...	...
905	10	–	–	60	–	2	...	...	...	...	...	...	...	–	...	...	...	...	–	...	...	...	...	...
906	39	–	–	46	10	9	4	8	–	6	3	4.8	...	–	3	...	...	...	–	3	1	1	–	–
908	55	–	–	51	13	14	4	14	–	11	1	5.8	7800	–	2	...	...	...	–	4	1	3	–	–
909#	31	–	–	23	16	11	1	11	–	5	1	7.2	...	–	5	–	5.2	73	–	–	–	1	1	–
910	73	–	–	41	4	23	5	22	–	17	3	5.6	11400	–	5	1	3.0	...	–	4	1	3	2	–
911	124	–	–	41	7	34	9	30	–	24	5	5.1	11700	–	7	3	3.9	...	–	9	3	2	1	–
912	25	–	–	32	36	10	2	10	–	6	–	6.0	...	–	2	...	...	...	–	1	–	–	1	–
913	15	–	–	20	40	7	–	7	–	6	–	5.7	...	–	–	–	–	–	–	–	–	1	1	–
914	6	–	–	67	–	1	...	...	...	...	...	...	...	–	...	...	...	...	–	...	...	...	...	...
915	19	–	–	26	32	6	2	5	–	5	1	5.0	...	–	1	...	...	...	–	2	–	–	1	–
916	2	...	...	...	...	1	...	...	...	...	...	...	...	...	...	...	...	...	...	...	...	...	...	...
917	6	–	–	–	50	4	...	...	...	...	...	...	...	–	...	...	...	...	–	...	...	...	...	...
918	12	–	–	17	58	9	2	5	–	5	–	3.2	...	–	1	...	...	...	–	1	1	3	–	–
919	5	–	–	60	20	1	...	...	...	...	...	...	...	–	...	...	...	...	–	...	...	...	...	...
920	29	–	–	38	14	9	4	9	–	5	3	5.0	...	–	3	...	...	...	–	1	–	3	–	–
921	1	...	...	...	...	1	...	...	...	...	...	...	...	...	...	...	...	...	...	...	...	...	...	...
236	3767	1	1	42	10	930	128	856	–	645	70	4.5	7800	2	238	44	3.7	53	2	313	257	114	127	23
101#	128	–	–	59	5	24	11	24	–	16	7	3.8	8500	–	8	4	3.9	32	–	14	6	3	8	–
103	62	–	–	57	8	12	7	12	–	10	5	4.5	5100	–	2	...	...	...	–	6	2	1	1	–
104#	319	–	–	54	11	66	5	58	–	29	3	3.9	7100	–	35	2	3.7	35	–	32	30	11	10	1
105#	106	14	–	59	4	20	–	19	–	–	–	–	–	–	20	–	4.0	41	20	11	11	3	6	–
106	63	–	–	25	16	22	3	22	–	19	2	4.1	6500	–	1	...	...	...	–	4	3	2	4	–
107	33	–	–	36	15	7	–	7	–	6	–	4.7	9800	–	–	–	–	–	–	4	4	1	–	–
109	58	–	–	55	2	11	–	11	–	11	–	4.7	9900	–	–	–	–	–	–	5	5	–	1	–
110	6	–	–	17	–	2	...	...	...	...	...	...	...	–	...	...	...	...	–	...	...	...	...	...
111	80	–	–	39	9	19	4	19	–	16	2	4.1	6300	–	–	–	–	–	–	10	9	–	1	–
112	76	–	–	51	7	17	4	17	–	13	3	4.3	6200	–	3	...	...	...	–	9	8	1	2	1
113	55	–	–	42	11	16	6	16	–	11	4	3.6	4800	–	3	...	...	...	–	6	4	2	3	–
114	100	–	–	49	11	24	11	24	–	21	9	3.6	6200	–	2	...	...	...	–	11	6	2	2	–
115	68	–	–	57	4	11	2	11	–	8	1	5.4	6500	–	1	...	...	...	–	7	5	–	–	–
116	71	–	–	58	4	14	5	14	–	10	2	4.2	6200	–	3	...	...	...	–	10	6	–	2	–
117	107	–	–	49	5	31	12	31	–	21	5	3.8	6200	–	4	...	...	...	–	11	9	4	5	–
118	3	...	...	...	...	1	...	...	...	...	...	...	...	...	...	...	...	...	...	...	...	...	...	...
120	41	–	–	56	5	8	5	8	–	4	...	...	...	–	3	...	...	...	–	4	2	1	–	1
121	18	–	–	33	28	6	–	6	–	4	...	...	...	–	2	...	...	...	–	–	–	1	3	–
122	32	–	–	41	22	7	–	7	–	7	–	4.4	8300	–	–	–	–	–	–	3	3	–	2	–
123	34	–	–	41	12	11	–	11	–	9	–	4.3	6800	–	–	–	–	–	–	2	2	3	2	–
124	22	–	–	27	27	7	1	7	–	5	–	4.2	5100	–	1	...	...	...	–	2	2	1	–	–
201	34	–	–	38	9	9	1	9	–	8	–	4.6	7800	–	–	–	–	–	–	3	3	–	2	–
202	55	–	–	42	7	14	2	14	–	9	1	4.2	9100	–	2	...	...	...	–	6	5	–	3	1
203	32	–	–	56	6	6	–	6	–	6	–	4.3	7000	–	–	–	–	–	–	3	3	–	1	–
204	46	7	–	46	13	11	1	11	–	9	1	4.6	7300	–	–	–	–	–	–	3	2	1	2	–
205	48	–	–	48	13	9	–	9	–	9	–	4.6	6400	–	–	–	–	–	–	4	4	–	–	–
206	26	39	–	27	12	5	–	5	–	5	–	4.8	6700	40	–	–	–	–	–	2	2	–	1	–
207	15	–	–	40	–	2	...	...	...	...	...	...	...	–	...	...	...	...	–	...	...	...	...	...
208	21	5	–	19	19	5	–	5	–	5	–	4.2	6700	20	–	–	–	–	–	3	3	1	–	–
209	12	–	–	58	–	2	...	...	...	...	...	...	...	–	...	...	...	...	–	...	...	...	...	...
210	26	12	–	15	15	8	–	7	–	8	–	5.0	12100	25	–	–	–	–	–	1	1	2	–	–
211	14	57	–	7	29	5	–	5	–	5	–	4.6	11000	60	–	–	–	–	–	–	–	–	–	–
212	7	–	–	14	–	1	...	...	...	...	...	...	...	–	...	...	...	...	–	...	...	...	...	...
213	57	4	–	39	19	14	6	13	–	11	5	4.1	5600	9	2	...	...	...	...	4	2	–	2	–
214	34	–	–	50	21	8	–	8	–	8	–	4.4	6500	–	–	–	–	–	–	2	2	1	4	–
215	62	3	–	39	18	15	2	15	–	11	1	4.7	6600	9	4	...	...	...	...	6	5	1	2	–
218	29	–	–	24	24	11	1	11	–	11	1	3.9	7100	–	–	–	–	–	–	1	1	3	2	–
219	35	–	–	29	11	9	–	9	–	9	–	4.9	7300	–	–	–	–	–	–	2	2	–	2	–
222	41	–	–	56	15	8	–	8	–	7	–	4.7	9400	–	1	...	...	...	–	4	4	–	2	–
224	15	–	–	7	33	6	2	6	–	6	2	4.0	4400	–	–	–	–	–	–	–	–	2	2	–
301	30	–	–	33	13	6	1	6	–	5	1	4.4	9700	–	1	...	...	...	–	2	1	–	1	1
302	25	–	–	52	12	4	...	...	...	...	...	...	...	–	...	...	...	...	–	...	...	...	...	...
303	11	–	–	9	18	4	...	...	...	...	...	...	...	–	...	...	...	...	–	...	...	...	...	...
304	24	–	–	38	13	7	–	7	–	6	–	4.2	13800	–	1	...	...	...	–	2	2	2	2	–
308	13	–	–	69	15	2	...	...	...	...	...	...	...	–	...	...	...	...	–	...	...	...	...	...
309	42	–	–	19	17	13	4	13	–	10	1	6.0	12900	–	3	...	...	...	–	3	1	–	2	–
310	19	–	–	26	16	6	1	6	–	4	...	...	...	–	2	...	...	...	–	1	1	–	–	–
311	22	–	–	5	32	7	1	6	–	5	1	4.6	...	–	–	–	–	–	–	2	1	–	–	–
312	27	–	–	37	7	9	1	8	–	6	–	4.8	5600	–	3	...	...	...	–	1	–	2	1	–
313	6	–	100	–	17	–	–	–	–	–	–	–	–	–	–	–	–	–	–	–	–	–	–	–
314	33	–	–	24	15	11	–	11	–	7	–	5.9	16300	–	2	...	...	...	–	–	–	1	2	–

[Data exclude vacant seasonal and vacant migratory housing units. For minimum base for derived figures (percent, average, etc.) and meaning of symbols, see text]

Blocks Within Census Tracts	Total population	Percent of total population: Negro	In group quarters	Under 18 years	62 years and over	Year-round housing units: Total	Lacking some or all plumbing facilities	Units in—: One-unit structures	Structures of 10 or more units	Occupied housing units: Owner: Total	Lacking some or all plumbing facilities	Average number of rooms	Average value (dollars)	Percent Negro	Renter: Total	Lacking some or all plumbing facilities	Average number of rooms	Average contract rent (dollars)	Percent Negro	1.01 or more persons per room: Total	With all plumbing facilities	One-person households	With female head of family	With roomers, boarders, or lodgers
315	37	–	–	24	19	9	2	9	–	7	–	5.0	9800	–	2	...	...	...	–	3	2	1	2	–
316	23	–	–	48	13	5	1	4	–	4	...	...	...	–	–	–	–	–	–	...	...	...	...	...
317	6	–	–	–	100	4	...	...	...	...	...	...	...	–	...	...	...	...	–	...	...	...	...	...
318	23	–	–	30	13	11	2	9	–	6	–	4.2	...	–	5	2	3.2	...	–	2	1	5	3	–
319	25	–	–	16	12	6	1	6	–	4	...	...	...	–	2	...	...	...	–	1	1	1	2	1
320#	69	–	17	41	4	14	–	12	–	9	–	5.4	7200	–	5	–	3.8	119	–	4	4	3	3	–
321	18	–	–	33	11	6	–	5	–	4	...	...	...	–	2	...	...	...	–	–	–	1	1	–
322	28	–	–	46	–	6	1	6	–	5	–	5.2	11900	–	1	...	...	...	–	3	2	–	1	–
323	36	–	–	47	8	9	1	9	–	9	1	4.4	6700	–	–	–	–	–	–	2	2	1	2	–
401	33	–	–	61	–	6	–	6	–	3	...	...	...	–	3	...	...	...	–	4	4	–	–	–
402	4	...	...	...	...	3	...	...	...	...	...	...	...	...	...	...	...	...	...	...	...	...	...	...
404	58	–	–	41	5	14	2	14	–	11	1	5.0	8200	–	3	...	...	...	–	4	3	3	–	–
405	87	–	–	43	5	20	–	20	–	14	–	4.9	6400	–	5	–	3.8	...	–	6	6	1	1	2
406	30	–	–	47	–	7	–	7	–	3	...	...	...	–	4	...	...	...	–	2	2	1	–	2
407	17	–	–	12	–	9	–	4	–	1	...	...	...	–	8	–	2.9	69	–	–	–	3	–	1
408	29	–	–	28	10	9	–	9	–	7	–	4.7	8000	–	2	...	...	...	–	3	3	1	2	–
409#	71	–	–	34	7	18	1	15	–	10	–	5.4	9500	–	8	1	4.0	78	–	6	6	6	1	1
410	30	–	–	43	13	9	–	9	–	6	–	4.7	7900	–	2	...	...	...	–	2	2	1	–	–
411	79	–	–	37	8	12	–	10	–	11	–	5.7	8900	–	1	...	...	...	–	7	7	1	1	2
412	35	–	–	40	3	7	–	6	–	7	–	5.1	8700	–	–	–	–	–	–	4	4	–	1	1
413	49	–	–	47	6	12	–	11	–	9	–	4.6	6500	–	3	...	...	...	–	3	3	1	1	–
414	67	–	–	28	13	16	1	16	–	12	–	5.4	7600	–	4	...	...	...	–	3	2	1	4	1
415	56	–	–	52	4	11	–	11	–	8	–	5.3	7100	–	3	...	...	...	–	5	5	1	–	–
416	39	–	15	23	28	10	–	8	–	9	–	5.2	8600	–	–	–	–	–	–	2	2	–	2	–
417#	50	4	–	26	6	13	–	11	–	5	–	5.4	8200	–	8	–	4.3	78	13	4	4	1	4	2
418#	63	–	11	22	8	22	1	14	–	5	–	6.4	...	–	16	1	4.1	54	–	2	2	8	2	1
421	23	–	–	17	35	13	1	6	–	6	1	5.3	...	–	5	–	1.8	–	–	2	2	3	1	–
422#	109	–	–	48	7	28	1	27	–	18	–	4.3	6000	–	9	1	3.4	44	–	10	9	5	2	1
423	44	–	–	59	–	10	1	9	–	8	1	4.6	5400	–	1	...	...	...	–	4	3	1	–	–
424	25	–	–	40	–	7	1	7	–	4	...	...	...	–	3	...	...	...	–	–	–	–	–	–
425#	54	–	–	37	11	17	2	16	–	9	2	4.9	14000	–	6	–	3.8	50	–	4	3	1	–	1
426#	107	–	–	39	19	34	6	17	–	23	3	4.1	9200	–	11	3	3.7	54	–	6	3	5	1	2
237	4674	–	–	44	9	1172	373	1059	10	629	159	4.4	6900	–	445	160	3.3	40	1	465	306	135	194	8
101	39	–	–	28	15	11	3	11	–	5	1	4.8	6800	–	5	1	2.8	33	–	4	4	1	1	–
102	129	1	–	54	2	24	14	23	–	20	11	3.9	4800	–	4	...	...	...	...	15	7	1	1	–
103	9	–	–	44	–	2	...	...	...	...	...	...	...	–	...	...	...	...	–	...	...	...	...	...
104	16	–	–	13	19	4	...	...	...	...	...	...	...	–	...	...	...	...	–	...	...	...	...	...
105	28	–	–	25	11	8	2	8	–	6	1	5.5	7400	–	2	...	...	...	–	2	2	2	1	–
106	27	–	–	48	–	5	3	5	–	4	...	...	...	–	1	...	...	...	–	4	1	–	–	–
108	683	3	–	55	5	139	23	129	–	26	13	4.0	5700	–	106	9	4.1	39	3	75	63	6	46	–
109	14	–	–	43	7	2	...	...	...	...	...	...	...	–	...	...	...	...	–	...	...	...	...	...
110	57	–	–	63	5	7	6	6	–	5	4	3.0	...	–	2	...	...	...	–	6	1	–	3	–
111	57	–	–	54	2	10	3	10	–	8	3	3.8	7500	–	2	...	...	...	–	7	5	–	2	–
112#	129	–	–	56	2	22	14	22	–	12	4	3.7	4800	–	9	9	2.9	35	–	14	5	1	1	–
201	23	–	–	48	–	5	3	5	–	3	...	...	...	–	1	...	...	...	–	...	...	...	...	...
202	81	–	–	53	6	17	10	17	–	12	7	4.1	6100	–	3	...	...	...	–	9	5	2	2	–
203	84	–	–	49	2	19	8	17	–	14	4	4.3	7000	–	2	...	...	...	–	8	6	1	4	–
204	101	–	–	45	10	21	10	20	–	13	5	3.8	5300	–	8	5	3.4	33	–	12	7	–	7	–
205	20	–	–	25	10	6	–	6	–	4	...	...	...	–	2	...	...	...	–	1	1	1	1	–
206	43	–	–	42	7	11	5	11	–	10	5	3.2	5400	–	1	...	...	...	–	6	2	–	2	–
207	47	–	–	45	–	9	4	9	–	6	2	4.7	6200	–	2	...	...	...	–	6	4	–	4	–
208	54	–	–	46	–	11	3	11	–	8	1	4.4	6100	–	3	...	...	...	–	5	5	1	1	–
209	105	–	7	42	11	19	5	19	–	14	2	4.1	6200	–	4	...	...	...	–	10	6	–	1	–
210	116	–	–	47	3	23	11	23	–	18	6	4.2	6400	–	4	...	...	...	–	15	9	–	3	1
211	–	–	–	–	–	2	...	...	...	...	...	...	...	–	...	...	...	...	–	...	...	...	...	...
212	43	–	–	56	2	7	4	7	–	6	3	4.7	7400	–	1	...	...	...	–	2	1	–	2	–
213	43	–	–	40	2	9	5	9	–	5	2	5.4	7700	–	4	...	...	...	–	5	1	–	–	–
214	42	–	–	48	5	8	4	8	–	4	...	...	...	–	3	...	...	...	–	4	2	–	2	–
215	87	–	–	44	18	21	8	21	–	15	5	4.3	7200	–	4	...	...	...	–	10	7	1	2	–
216	66	–	–	41	15	20	8	20	–	13	5	3.9	4400	–	4	...	...	...	–	5	4	3	–	–
217	38	–	–	26	21	14	10	14	–	7	4	3.6	5800	–	4	...	...	...	–	6	2	1	5	–
218	49	–	–	57	6	10	2	10	–	8	2	3.9	6800	–	1	...	...	...	–	4	2	–	1	–
219	51	–	–	65	2	7	2	7	–	4	...	...	...	–	3	...	...	...	–	7	5	–	1	–
220	27	–	–	33	11	6	5	6	–	4	...	...	...	–	2	...	...	...	–	4	1	–	1	–
221	74	–	–	45	12	18	8	16	–	10	3	4.7	8700	–	7	4	4.1	...	–	6	4	2	5	–
301	2	...	...	...	...	1	...	...	...	...	...	...	...	...	...	...	...	...	...	...	...	...	...	...
302#	76	–	–	40	13	21	7	21	–	13	–	5.2	9200	–	5	5	4.0	37	–	5	4	2	1	–
304	64	–	–	44	8	14	4	14	–	11	3	4.3	6400	–	2	...	...	...	–	7	6	1	1	–
305#	70	–	–	43	10	17	6	17	–	10	1	4.3	5900	–	6	5	2.0	38	–	10	6	2	1	–
306	64	–	–	38	13	14	7	14	–	6	1	4.5	7900	–	8	6	3.5	...	–	6	3	–	3	–
307	45	–	–	40	13	15	7	15	–	8	2	5.3	6100	–	3	...	...	...	–	4	2	3	1	–
308	20	–	–	45	10	5	–	5	–	3	...	...	...	–	1	...	...	...	–	...	...	...	...	...
309	40	–	–	30	20	13	9	12	–	8	7	4.0	4500	–	5	2	2.4	...	–	4	1	6	1	–
310	65	–	–	52	5	14	7	14	–	9	4	3.8	5800	–	3	...	...	...	–	7	3	2	1	–
311	46	–	–	33	17	9	3	8	–	8	2	4.6	6500	–	1	...	...	...	–	5	2	–	2	–
312	57	–	–	46	16	19	15	17	–	8	5	3.8	4700	–	6	5	1.7	...	–	8	3	3	4	–
313	35	–	–	29	11	7	3	7	–	7	3	5.0	5800	–	–	–	–	–	–	5	3	1	–	–
314	55	–	–	46	7	15	6	13	–	8	1	4.3	5300	–	4	...	...	...	–	7	5	1	2	–
316	27	–	–	22	11	10	5	10	–	5	2	4.4	6200	–	4	...	...	...	–	1	–	1	3	–
317	50	–	–	32	10	12	1	12	–	10	–	4.7	8200	–	2	...	...	...	–	4	4	2	3	–
320	83	–	1	40	12	17	8	15	–	11	5	4.2	5300	–	6	3	3.5	...	–	8	5	3	1	–
321	27	–	–	30	–	8	–	8	–	6	–	5.2	7800	–	1	...	...	...	–	1	1	–	1	–
322	36	–	–	36	17	10	2	10	–	9	2	4.2	7100	–	1	...	...	...	–	3	2	1	2	–
323#	58	–	–	52	3	15	8	15	–	5	–	5.0	...	–	8	6	2.0	43	–	9	3	–	1	–
324#	34	–	–	27	6	12	4	12	–	3	...	...	...	–	7	3	2.1	41	–	3	3	3	2	–
401	14	–	–	36	29	6	2	6	–	3	...	...	...	–	3	...	...	...	–	2	1	4	–	–
402#	38	–	–	40	8	16	9	14	–	3	...	...	...	–	7	5	2.7	38	–	3	3	1	2	–
403	3	...	...	...	...	3	...	...	...	...	...	...	...	...	...	...	...	...	...	...	...	...	...	...

[Data exclude vacant seasonal and vacant migratory housing units. For minimum base for derived figures (percent, average, etc.) and meaning of symbols, see text]

Blocks Within Census Tracts	Total population	Percent of total population: Negro	In group quarters	Under 18 years	62 years and over	Year-round housing units: Total	Lacking some or all plumbing facilities	Units in—: One-unit structures	Structures of 10 or more units	Occupied housing units: Owner: Total	Lacking some or all plumbing facilities	Average number of rooms	Average value (dollars)	Percent Negro	Renter: Total	Lacking some or all plumbing facilities	Average number of rooms	Average contract rent (dollars)	Percent Negro	1.01 or more persons per room: Total	With all plumbing facilities	One-person households	With female head of family	With roomers, boarders, or lodgers
404	26	–	–	39	8	8	2	8	–	2	...	...	...	–	6	1	2.8	42	–	2	2	2	1	–
405	21	–	–	38	29	9	1	9	–	4	...	...	...	–	3	...	...	...	–	1	1	1	2	–
406#	27	–	–	22	7	13	8	10	–	3	...	...	...	–	7	4	3.9	51	–	2	1	4	2	–
407	66	–	–	50	6	14	3	13	–	10	–	4.9	7600	–	3	...	...	...	–	4	4	1	3	–
409#	121	–	–	29	13	49	18	32	10	9	–	5.1	6900	–	36	16	1.7	33	–	18	11	15	6	–
410	59	–	–	48	9	14	3	14	–	10	2	4.3	5400	–	3	...	...	...	–	3	1	1	3	–
411	47	–	–	40	13	13	2	13	–	9	1	5.0	6200	–	2	...	...	...	–	4	4	–	4	–
412	67	–	–	52	9	15	4	15	–	11	2	4.4	6900	–	3	...	...	...	–	6	5	3	4	–
413#	57	–	–	53	4	13	3	13	–	8	1	5.1	7200	–	5	2	3.0	33	–	5	5	2	4	–
414#	45	–	–	33	7	14	3	14	–	7	–	4.1	7300	–	6	2	3.7	37	–	4	3	1	1	–
415	62	–	–	45	3	11	–	9	–	7	–	5.6	9100	–	4	...	...	...	–	7	7	–	3	1
416#	38	–	–	24	5	14	–	9	–	5	–	5.0	10300	–	9	–	3.7	63	–	1	1	4	1	1
417	70	–	–	56	6	12	1	12	–	7	1	4.4	5800	–	4	...	...	...	–	7	6	1	2	–
418	44	–	–	30	18	11	2	11	–	10	1	4.8	7100	–	1	...	...	...	–	1	–	–	2	1
419	36	–	–	19	17	12	–	11	–	10	–	4.2	7200	–	2	...	...	...	–	1	1	1	2	–
420	47	–	–	53	2	14	1	9	–	2	...	...	...	–	10	1	3.7	31	–	5	4	2	–	–
421	24	–	–	21	25	8	–	8	–	7	–	5.0	10200	–	1	...	...	...	–	1	1	–	2	–
501	12	–	–	25	58	7	–	7	–	5	–	5.8	16500	–	–	–	–	–	–	–	–	1	–	–
502	24	–	–	38	8	10	–	8	–	1	...	...	...	–	8	–	4.1	68	–	–	–	3	1	–
503	10	–	–	50	10	5	–	5	–	2	...	...	...	–	1	...	...	...	–	...	...	...	...	...
504	6	–	–	–	67	1	...	...	...	...	...	...	...	–	...	...	...	...	–	...	...	...	...	...
505	24	–	–	33	25	8	1	7	–	5	–	5.0	10300	–	2	...	...	...	–	2	2	1	1	1
506	24	–	–	17	21	11	–	4	–	4	...	...	...	–	7	–	2.9	69	–	1	1	4	1	1
507	48	–	–	38	8	12	–	10	–	8	–	4.8	7300	–	4	...	...	...	–	4	4	2	2	2
508	25	–	–	44	8	10	–	10	–	2	...	...	...	–	6	–	3.3	52	–	3	3	2	1	–
509	6	–	–	–	83	3	...	...	...	...	...	...	...	–	...	...	...	...	–	...	...	...	...	...
510	5	–	–	20	40	3	...	...	...	...	...	...	...	–	...	...	...	...	–	...	...	...	...	...
511	48	–	–	33	15	12	1	12	–	8	1	4.6	6800	–	2	...	...	...	–	4	3	–	2	–
512	51	–	–	37	12	13	2	12	–	10	1	4.7	6700	–	2	...	...	...	–	4	3	–	4	–
513	49	–	–	29	18	12	2	12	–	8	2	4.4	7400	–	4	...	...	...	–	5	3	2	–	–
514	45	–	–	13	36	22	2	4	–	18	1	3.6	...	–	4	...	...	...	–	2	–	6	3	–
515	2	...	...	...	...	1	...	...	...	...	...	...	...	...	...	...	...	...	...	...	...	...	...	...
517	6	–	–	–	33	8	–	1	–	3	...	...	...	–	2	...	...	...	–	–	–	4	–	–
518	32	–	–	28	22	17	12	6	–	3	...	...	...	–	13	11	2.1	33	–	4	2	9	2	–
519	9	–	–	44	11	3	...	...	...	...	...	...	...	–	...	...	...	...	–	...	...	...	...	...
238	2625	–	2	44	7	680	110	603	22	490	73	5.0	13200	–	144	24	3.6	69	1	192	134	57	47	9
101	22	–	–	27	5	6	2	6	–	4	...	...	...	–	1	...	...	...	–	2	1	–	–	–
102	74	–	–	50	–	20	9	19	–	14	6	3.6	5800	–	1	...	...	...	–	11	5	–	1	–
103	78	–	–	47	12	21	12	21	–	12	4	3.8	5500	–	6	6	2.8	25	–	9	3	–	2	–
104	35	–	–	51	3	8	2	8	–	7	2	4.3	5800	–	1	...	...	...	–	3	3	1	1	1
105	52	–	–	42	10	11	6	11	–	10	5	4.4	4300	–	–	–	–	–	–	3	2	–	2	–
106	75	–	–	49	7	18	5	18	–	15	4	4.5	7200	–	1	...	...	...	–	8	5	2	–	–
107	83	–	–	46	11	21	7	20	–	16	5	3.9	4800	–	3	...	...	...	–	9	4	2	2	–
108	50	–	–	52	14	10	6	9	–	7	3	4.7	5300	–	2	...	...	...	–	5	2	–	–	–
109	49	–	–	49	4	10	3	8	–	9	2	4.1	10400	–	–	–	–	–	–	6	4	–	–	–
110	69	–	–	57	9	17	6	17	–	15	4	3.7	4700	–	–	–	–	–	–	7	5	2	1	–
111	65	–	–	51	8	16	6	15	–	13	5	4.0	6600	–	2	...	...	...	–	9	5	1	3	–
112	44	–	–	48	11	11	9	11	–	7	5	3.3	6900	–	4	...	...	...	–	6	2	1	3	–
113	40	–	–	55	3	9	2	9	–	7	2	4.1	5700	–	1	...	...	...	–	4	2	–	1	–
114	75	–	–	49	7	15	13	14	–	11	9	3.8	4900	–	4	...	...	...	–	10	2	–	3	1
115	24	–	–	29	25	5	5	5	–	5	5	3.2	3500	–	–	–	–	–	–	3	–	–	–	–
117	55	–	–	44	16	13	9	13	–	13	9	3.8	8700	–	–	–	–	–	–	6	1	2	–	–
118	22	–	–	46	14	6	–	6	–	6	–	7.0	26700	–	–	–	–	–	–	–	–	1	1	–
121	211	–	–	50	4	41	2	39	–	35	1	5.0	8600	–	5	1	4.0	49	–	16	15	3	2	1
201	117	–	–	52	1	25	–	25	–	20	–	5.4	13200	–	3	...	...	...	–	7	7	–	4	2
202	46	–	–	61	4	9	–	9	–	8	–	5.6	15800	–	1	...	...	...	–	2	2	–	–	–
203	55	–	–	42	–	11	–	11	–	11	–	5.6	16700	–	–	–	–	–	–	3	3	–	–	1
204	67	–	–	48	8	17	–	17	–	17	–	5.2	12200	–	–	–	–	–	–	4	4	–	1	–
205	116	–	–	38	3	31	1	31	–	22	–	5.5	16700	–	8	1	4.1	73	–	5	4	2	3	–
206	79	–	–	37	13	26	–	23	–	13	–	5.6	14700	–	11	–	3.6	65	–	4	4	6	3	–
207	39	–	–	23	8	17	–	14	–	13	–	5.6	18800	–	3	...	...	...	–	–	–	4	–	–
208	45	–	–	27	22	13	–	13	–	13	–	6.2	24600	–	–	–	–	–	–	1	1	–	–	–
209	47	–	–	34	2	13	–	13	–	12	–	5.3	16300	–	1	...	...	...	–	2	2	1	1	1
210	72	–	–	51	3	14	–	13	–	11	–	6.2	20800	–	3	...	...	...	–	4	4	–	–	1
211	35	–	–	40	3	11	–	11	–	9	–	5.6	21500	–	1	...	...	...	–	–	–	–	–	–
212	67	–	–	36	10	20	–	19	–	15	–	5.9	23900	–	5	–	5.0	...	–	2	2	1	3	–
213	47	–	–	36	15	15	–	15	–	15	–	6.1	20100	–	–	–	–	–	–	–	–	2	1	–
214	35	–	–	26	9	14	–	13	–	10	–	5.7	17400	–	4	...	...	...	–	–	–	2	–	–
215	43	–	–	37	9	12	–	12	–	11	–	5.5	9200	–	–	–	–	–	–	3	3	1	1	–
217	32	–	–	16	9	13	–	5	–	11	–	4.2	13000	–	2	...	...	...	–	1	1	1	–	–
220	52	–	–	44	4	15	–	15	–	13	–	5.1	16200	–	2	...	...	...	–	2	2	1	2	–
221	76	–	–	36	7	20	–	20	–	19	–	6.1	22000	–	1	...	...	...	–	2	2	1	2	–
222	21	–	–	52	–	5	–	5	–	5	–	6.8	28000	–	–	–	–	–	–	–	–	–	–	–
223	28	–	–	36	11	9	–	9	–	8	–	6.4	28800	–	1	...	...	...	–	–	–	1	–	–
224	14	–	–	43	7	6	–	6	–	2	...	...	...	–	3	...	...	...	–	–	–	2	–	–
901	20	–	–	50	10	4	...	...	...	...	...	...	...	–	...	...	...	...	–	...	...	...	...	...
902	19	–	–	37	16	8	2	8	–	5	1	5.6	7300	–	1	...	...	...	–	–	–	1	–	–
904	226	1	27	41	4	48	–	27	–	9	–	3.6	–	–	39	–	3.6	55	–	18	18	9	–	–
906	7	–	–	–	–	8	–	–	–	1	...	...	...	–	4	...	...	...	–	1	1	3	1	1
908	97	2	–	47	13	38	2	16	22	8	–	5.0	...	–	19	2	2.5	54	5	11	11	4	3	–
239	4059	–	3	36	11	1194	23	1063	56	802	15	5.4	13700	–	315	6	4.0	96	–	176	169	144	98	34
102	3	...	...	...	...	2	...	...	...	...	...	...	...	...	...	...	...	...	...	...	...	...	...	...
103	19	–	–	53	–	8	–	6	–	2	...	...	...	–	3	...	...	...	–	1	1	1	1	–
104	34	–	–	24	18	21	–	16	–	3	...	...	...	–	15	–	2.6	52	–	2	2	8	2	–
106	11	–	–	46	–	2	...	...	...	...	...	...	...	–	...	...	...	...	–	...	...	...	...	...
107	52	–	–	42	8	11	1	11	–	9	1	4.6	7600	–	2	...	...	...	–	4	4	–	1	1
108	62	–	–	47	7	11	–	11	–	10	–	4.5	7200	–	1	...	...	...	–	5	5	1	1	–

[Data exclude vacant seasonal and vacant migratory housing units. For minimum base for derived figures (percent, average, etc.) and meaning of symbols, see text]

Blocks Within Census Tracts	Total population	Percent of total population: Negro	Percent of total population: In group quarters	Percent of total population: Under 18 years	Percent of total population: 62 years and over	Year-round housing units: Total	Year-round housing units: Lacking some or all plumbing facilities	Year-round housing units: Units in—One-unit structures	Year-round housing units: Units in—Structures of 10 or more units	Occupied housing units: Owner: Total	Owner: Lacking some or all plumbing facilities	Owner: Average number of rooms	Owner: Average value (dollars)	Owner: Percent Negro	Occupied housing units: Renter: Total	Renter: Lacking some or all plumbing facilities	Renter: Average number of rooms	Renter: Average contract rent (dollars)	Renter: Percent Negro	1.01 or more persons per room: Total	1.01 or more persons per room: With all plumbing facilities	One-person households	With female head of family	With roomers, boarders, or lodgers
109	136	–	–	46	11	26	2	26	–	25	2	4.5	7700	–	1	...	...	...	–	12	10	–	3	–
110	141	–	–	36	9	33	–	32	–	29	–	4.9	8000	–	4	...	...	...	–	8	8	2	6	–
111	45	–	–	44	4	9	1	9	–	6	1	4.5	8700	–	3	...	...	...	–	3	3	–	3	–
112	59	–	–	14	22	21	–	17	–	9	–	5.3	10100	–	12	–	3.2	60	–	4	4	4	4	4
116	92	–	–	23	21	25	–	21	–	18	–	5.6	11700	–	7	–	5.1	69	–	4	4	3	2	4
117	35	–	–	37	11	9	1	9	–	6	1	4.3	8300	–	3	...	...	...	–	3	3	–	1	–
118	85	–	–	35	6	22	–	22	–	20	–	5.4	9000	–	2	...	...	...	–	3	3	3	4	1
120	19	–	–	32	11	4	...	...	...	...	...	...	...	–	...	...	...	...	–	...	...	...	...	...
121#	115	–	–	37	13	35	–	33	–	24	–	5.5	7200	–	9	–	3.9	59	–	4	4	5	6	–
122	43	–	–	37	14	13	–	13	–	11	–	4.8	9600	–	–	–	–	–	–	3	3	1	–	–
123	55	–	–	42	11	11	–	11	–	10	–	4.7	5900	–	1	...	...	...	–	6	6	–	1	–
124	39	–	–	44	5	9	–	9	–	8	–	5.5	8400	–	1	...	...	...	–	3	3	1	–	–
125	39	–	–	39	15	11	–	11	–	9	–	4.9	9000	–	2	...	...	...	–	2	2	2	2	–
126#	126	–	–	37	14	40	2	40	–	25	2	5.3	9900	–	12	–	4.0	74	–	5	5	5	3	1
127	48	–	–	46	–	11	–	11	–	7	–	5.3	7300	–	3	...	...	...	–	5	5	–	–	–
128#	79	–	–	27	22	30	–	27	–	18	–	4.9	8000	–	12	–	3.7	66	–	3	3	7	3	1
129	12	–	–	33	33	5	–	3	–	5	–	6.2	...	–	–	–	–	–	–	1	1	2	–	–
130	10	–	–	20	10	3	...	...	...	...	...	...	...	–	...	...	...	...	–	...	...	...	...	...
201#	74	–	11	26	32	29	1	19	5	7	–	4.7	12000	–	21	1	2.8	109	–	4	4	12	1	2
202	52	–	–	27	23	19	–	19	–	15	–	5.7	12100	–	4	...	...	...	–	–	–	3	2	–
203#	57	–	–	16	21	23	–	23	–	14	–	5.4	12800	–	8	–	4.1	103	–	–	–	2	2	2
204	26	–	–	31	23	8	–	8	–	7	–	5.3	13800	–	1	...	...	...	–	–	–	–	–	–
205#	58	–	–	33	10	16	–	16	–	9	–	5.8	9600	–	7	–	4.1	73	–	1	1	2	2	–
206#	73	–	–	40	4	21	–	21	–	14	–	4.4	8000	–	7	–	4.0	63	–	4	4	2	3	–
207	57	–	–	40	7	13	–	12	–	11	–	5.3	9800	–	2	...	...	...	–	4	4	1	2	–
208	161	–	–	41	7	50	–	45	–	31	–	5.5	12300	–	15	–	3.6	92	–	5	5	6	4	1
209	48	–	–	31	10	15	–	14	–	14	–	6.9	22000	–	1	...	...	...	–	–	–	1	2	–
210	23	–	–	22	4	11	–	11	–	8	–	6.6	15500	–	–	–	–	–	–	–	–	1	1	–
211#	31	–	–	10	42	20	–	2	–	2	...	...	...	–	15	–	4.1	164	–	–	–	5	1	–
212	15	–	–	20	20	9	–	9	–	4	...	...	...	–	4	...	...	...	–	–	–	2	1	–
213	41	–	–	20	12	17	–	17	–	16	–	5.4	10500	–	1	...	...	...	–	–	–	5	–	–
214	55	–	–	33	7	16	–	16	–	13	–	5.6	17700	–	3	...	...	...	–	–	–	2	1	–
215#	71	–	–	41	3	21	–	21	–	12	–	5.3	13800	–	8	–	5.3	99	–	1	1	2	1	–
216	36	–	–	42	3	9	–	9	–	6	–	5.7	17700	–	2	...	...	...	–	1	1	–	–	–
217	40	–	–	23	20	13	–	13	–	12	–	6.7	20200	–	1	...	...	...	–	–	–	1	1	1
218	74	–	68	11	66	8	–	7	–	7	–	5.7	15200	–	1	...	...	...	–	1	1	2	–	–
221	1	...	...	...	...	1	...	...	...	...	...	...	...	...	...	...	...	...	...	...	...	...	...	...
222	63	–	–	24	13	20	–	18	–	15	–	6.3	25600	–	5	–	3.4	...	–	1	1	–	1	–
301#	39	–	–	23	8	21	–	10	8	8	–	5.0	22900	–	10	–	2.5	58	–	4	4	7	1	–
302	29	–	–	38	10	11	–	9	–	7	–	6.7	25200	–	3	...	...	...	–	1	1	3	–	–
303	38	–	–	34	13	12	–	12	–	12	–	6.1	23800	–	–	–	–	–	–	1	1	1	–	–
304	31	–	–	23	13	11	–	11	–	11	–	6.5	26900	–	–	–	–	–	–	–	–	–	–	–
305	29	–	–	41	17	9	–	9	–	9	–	6.7	27200	–	–	–	–	–	–	–	–	2	–	–
306	26	–	–	46	8	7	–	7	–	7	–	6.1	24800	–	–	–	–	–	–	1	1	2	–	–
307	18	–	–	28	6	15	–	15	–	4	...	...	...	–	4	...	...	...	–	1	1	3	–	–
308	33	–	–	21	36	25	–	15	10	13	–	5.2	14900	–	1	...	...	...	–	1	1	3	1	–
309	30	–	–	37	7	8	–	8	–	7	–	7.0	25200	–	–	–	–	–	–	–	–	–	–	–
310	66	–	–	30	6	22	–	22	–	18	–	5.9	28300	–	1	...	...	...	–	1	1	2	2	–
311	99	–	–	35	4	25	–	25	–	22	–	6.5	28100	–	3	...	...	...	–	–	–	–	–	–
312#	125	–	–	34	10	41	–	39	–	26	–	5.9	21900	–	13	–	5.4	150	–	1	1	3	3	–
313	12	–	–	50	8	4	...	...	...	...	...	...	...	–	...	...	...	...	–	...	...	...	...	...
314#	296	–	–	47	4	68	2	66	–	53	–	5.4	14800	–	13	2	4.3	104	–	18	16	3	6	–
316	93	–	–	33	4	37	2	12	24	10	1	4.2	6100	–	20	–	4.2	144	–	6	5	7	2	2
317	101	–	–	39	5	28	1	19	9	13	1	4.2	7300	–	11	–	4.0	152	–	8	7	–	2	1
318	53	–	–	36	8	14	–	14	–	13	–	5.1	10800	–	–	–	–	–	–	2	2	–	1	1
319	38	–	–	40	3	9	–	9	–	5	–	4.8	...	–	4	...	...	...	–	3	3	–	–	2
320	49	–	14	37	–	10	–	10	–	4	...	...	...	–	5	–	4.0	...	–	4	4	–	2	1
321	31	–	–	45	–	6	–	6	–	6	–	5.0	8200	–	–	–	–	–	–	3	3	–	2	–
322	25	–	–	24	4	7	–	7	–	5	–	5.0	10300	–	2	...	...	...	–	1	1	–	2	–
323	62	–	–	45	2	16	1	16	–	11	1	4.9	7500	–	3	...	...	...	–	4	4	–	–	1
324	45	–	–	51	9	10	–	10	–	10	–	4.9	10000	–	–	–	–	–	–	4	4	2	3	1
325	214	–	19	45	4	43	1	40	–	34	–	5.4	13300	–	8	1	4.3	136	–	4	3	4	1	3
326	8	–	–	38	13	3	...	...	...	...	...	...	...	–	...	...	...	...	–	...	...	...	...	...
328	25	–	–	32	4	6	3	6	–	3	...	...	...	–	3	...	...	...	–	1	1	–	1	–
901	24	–	–	17	29	11	1	11	–	6	–	6.0	...	–	4	...	...	...	–	1	1	1	–	–
903	5	–	–	–	–	4	...	...	...	...	...	...	...	–	...	...	...	...	–	...	...	...	...	...
240	2038	–	6	36	10	664	93	573	15	352	27	4.8	8300	–	183	21	3.8	71	1	139	120	90	70	30
101	21	–	–	33	–	8	1	6	–	3	...	...	...	–	4	...	...	...	–	3	3	1	–	–
102	7	–	–	43	–	3	...	...	...	...	...	...	...	–	...	...	...	...	–	...	...	...	...	...
104	84	–	–	45	6	21	6	20	–	17	4	3.9	4500	–	2	...	...	...	–	10	7	1	1	1
105	45	–	–	40	9	12	3	10	–	7	–	4.7	7700	–	4	...	...	...	–	5	4	1	1	–
106	38	–	–	47	5	9	–	9	–	5	–	4.6	8200	–	3	...	...	...	–	4	4	–	–	–
107	50	–	–	46	8	13	2	13	–	9	2	4.7	6400	–	3	...	...	...	–	3	2	1	–	–
108	19	–	–	42	–	4	...	...	...	...	...	...	...	–	...	...	...	...	–	...	...	...	...	...
109	34	–	–	24	27	11	3	11	–	8	–	4.9	7200	–	–	–	–	–	–	2	2	–	2	1
111	19	–	–	42	21	6	–	6	–	5	–	5.2	9300	–	1	...	...	...	–	1	1	1	–	–
112	19	–	–	32	21	11	5	11	–	4	...	...	...	–	1	...	...	...	–	2	1	1	1	–
113	52	–	–	48	6	18	2	17	–	10	–	5.1	7200	–	3	...	...	...	–	5	4	3	2	1
115	26	–	–	50	4	13	–	13	–	3	...	...	...	–	3	...	...	...	–	2	2	–	3	1
116	30	–	–	30	33	12	–	11	–	9	–	4.8	10000	–	1	...	...	...	–	1	1	2	–	–
117	17	–	–	24	29	11	–	11	–	4	...	...	...	–	2	...	...	...	–	–	–	1	–	–
118	27	–	–	37	15	10	–	10	–	5	–	6.4	10800	–	2	...	...	...	–	1	1	–	1	1
119	22	–	–	32	36	9	2	8	–	5	–	6.6	...	–	2	...	...	...	–	2	1	2	1	–
120	22	–	–	46	–	7	1	3	–	4	...	...	...	–	2	...	...	...	–	1	1	–	–	1
121	11	–	–	46	18	5	–	5	–	3	...	...	...	–	–	–	–	–	–	...	...	...	...	...
201	9	–	–	44	33	6	2	6	–	2	...	...	...	–	1	...	...	...	–	...	...	...	...	...
202	30	–	–	30	27	13	1	10	–	5	–	4.4	...	–	6	–	3.5	68	–	2	2	2	–	–
203#	31	–	–	19	16	20	–	19	–	7	–	5.3	9100	–	7	–	3.4	84	–	1	1	3	4	1
204	30	–	–	20	30	11	–	11	–	8	–	5.4	9100	–	1	...	...	...	–	1	1	–	1	–

Table 2. **Characteristics of Housing Units and Population, by Blocks: 1970**—Con. **Hidalgo County, Tex.**

[Data exclude vacant seasonal and vacant migratory housing units. For minimum base for derived figures (percent, average, etc.) and meaning of symbols, see text]

Blocks Within Census Tracts	Total population	Percent of total population: Negro	In group quarters	Under 18 years	62 years and over	Year-round housing units: Total	Lacking some or all plumbing facilities	Units in—: One-unit structures	Structures of 10 or more units	Occupied housing units: Owner: Total	Lacking some or all plumbing facilities	Average number of rooms	Average value (dollars)	Percent Negro	Renter: Total	Lacking some or all plumbing facilities	Average number of rooms	Average contract rent (dollars)	Percent Negro	1.01 or more persons per room: Total	With all plumbing facilities	One-person households	With female head of family	With roomers, boarders, or lodgers
205	26	–	–	50	8	7	–	7	–	4	...	...	...	–	2	...	...	...	–	1	1	–	2	–
206	25	–	–	16	16	10	–	9	–	8	–	6.1	12700	–	1	...	...	...	–	–	–	3	–	1
207	18	–	–	17	28	10	–	9	–	6	–	5.2	10300	–	2	...	...	...	–	1	1	3	2	–
208	21	–	–	33	10	11	–	10	–	5	–	5.4	...	–	4	...	...	...	–	–	–	4	–	1
209	13	–	–	31	46	5	–	4	–	2	...	...	...	–	2	...	...	...	–	...	...	...	...	...
210	10	–	–	20	30	8	–	7	–	2	...	...	...	–	2	...	...	...	–	...	...	...	...	...
211#	41	–	–	24	12	14	–	14	–	5	–	5.4	...	–	7	–	4.1	69	–	3	3	1	1	3
213	24	–	–	38	8	9	1	9	–	3	...	...	...	–	5	1	3.4	53	–	–	–	3	–	1
214	23	–	–	39	17	8	–	8	–	4	...	...	...	–	4	...	...	...	–	1	1	4	1	1
215	2	...	...	...	...	1	...	...	...	...	...	...	...	...	...	...	...	...	...	...	...	...	...	...
218	8	13	–	–	38	8	8	–	–	–	–	–	–	–	8	8	1.0	35	13	–	–	8	–	–
220	1	...	...	...	...	1	...	...	...	...	...	...	...	...	...	...	...	...	...	...	...	...	...	...
221	22	–	–	5	36	14	–	9	–	6	–	4.5	10300	–	5	–	3.8	69	–	1	1	3	1	3
301	34	–	–	47	9	8	–	6	–	3	...	...	...	–	5	–	3.4	43	–	4	4	–	1	–
302#	37	–	–	27	11	14	–	12	–	6	–	5.2	6600	–	6	–	3.7	48	–	2	2	3	2	3
305	18	–	–	11	28	17	8	12	–	5	–	3.8	...	–	3	...	...	...	–	1	–	2	2	–
306	24	–	–	46	21	12	7	12	–	5	2	3.8	8800	–	1	...	...	...	–	3	3	2	1	–
307	12	–	–	33	25	11	6	11	–	4	...	...	...	–	1	...	...	...	–	1	1	3	–	–
308	11	–	–	55	9	5	1	4	–	2	...	...	...	–	–	–	–	–	–	...	...	...	...	...
309	16	–	–	44	6	7	3	7	–	4	...	...	...	–	–	–	–	–	–	...	...	...	...	...
312	35	–	–	26	3	15	–	10	–	3	...	...	...	–	9	–	4.0	58	–	1	1	2	2	2
314	16	–	–	31	19	15	11	14	–	4	...	...	...	–	–	–	–	–	–	...	...	...	...	...
315	120	6	94	3	1	3	...	...	...	...	...	...	...	...	...	...	...	...	...	...	...	...	...	...
316	64	–	–	41	9	13	–	13	–	12	–	4.1	11000	–	1	...	...	...	–	7	7	–	3	–
317	54	–	–	50	–	13	–	13	–	13	–	5.0	10200	–	–	–	–	–	–	3	3	1	–	–
318	114	–	–	54	3	22	1	22	–	18	1	4.5	7000	–	3	...	...	...	–	15	14	–	5	–
319	126	–	–	46	9	36	4	36	–	26	3	4.6	7500	–	5	1	3.2	...	–	11	9	3	6	–
320	64	–	–	39	6	16	–	16	–	13	–	4.9	7800	–	3	...	...	...	–	4	4	2	4	–
321	50	–	–	40	4	13	3	13	–	9	2	4.2	5300	–	3	...	...	...	–	5	4	1	2	–
322	2	...	...	...	...	1	...	...	...	...	...	...	...	...	...	...	...	...	...	...	...	...	...	...
323	56	–	–	41	9	15	4	15	–	13	2	4.3	5000	–	2	...	...	...	–	3	1	2	4	–
324	53	–	–	57	4	10	6	10	–	9	5	3.8	3800	–	1	...	...	...	–	6	4	2	1	–
325	131	–	–	47	4	27	1	26	–	18	–	5.1	8700	–	8	–	4.5	51	–	8	8	3	2	1
326	2	...	...	...	...	1	...	...	...	...	...	...	...	...	...	...	...	...	...	...	...	...	...	...
328	113	–	–	21	4	46	–	13	13	6	–	5.7	20700	–	36	–	4.3	123	–	3	3	8	2	7
329	9	–	–	33	33	5	–	3	–	2	...	...	...	–	2	...	...	...	–	...	...	...	...	...

☆ U.S. GOVERNMENT PRINTING OFFICE : 1971 461-755/1158

A UNITED STATES
DEPARTMENT OF
COMMERCE
PUBLICATION

Block Statistics

MIDLAND, TEX. URBANIZED AREA

HC(3)-238



U.S. DEPARTMENT
OF COMMERCE
BUREAU OF
THE CENSUS

U.S. DEPARTMENT OF COMMERCE

Maurice H. Stans, Secretary
James T. Lynn, Under Secretary
Harold C. Passer, Assistant Secretary for Economic Affairs

BUREAU OF THE CENSUS

George Hay Brown, Director
Conrad Taeuber, Associate Director
David L. Kaplan, 1970 Census Coordinator

HOUSING DIVISION

Arthur F. Young, Chief

ACKNOWLEDGMENTS — Many persons participated in the various activities of the 1970 census. Primary direction of the program was performed by **Conrad Taeuber,** Associate Director for Demographic Fields, assisted by **David L. Kaplan,** 1970 Census Coordinator, and in conjunction with **Joseph F. Daly,** Associate Director for Research and Development, **William I. Merkin,** Associate Director for Administration, **John W. H. Spencer,** Associate Director for Data Systems, and **Edwin D. Goldfield,** Assistant Director for Program Development.

This report was planned and written in the Housing Division under the supervision of **Arthur F. Young,** Chief, by **Aaron Josowitz,** Assistant Chief, **Nathan Krevor,** Chief, Coordination and Research Branch, and **Paul F. Coe.**

The Statistical Methods Division was largely responsible for developing new procedures to obtain a more accurate count of housing units. This work was supervised by **Joseph Waksberg,** Division Chief, **Morton Boisen** and **Walter M. Perkins,** Assistant Division Chiefs, and **Barnett Denton** and **Charles D. Jones.**

Geographic plans and procedures were developed in the Geography Division under the supervision of **William T. Fay,** Chief, and **Robert C. Klove** and **Gerald J. Post,** Assistant Division Chiefs, with the assistance of **Robert E. Durland, Margery H. Eliot,** and **Jacob Silver.**

Data collection activities were administered by the Field Division, **Paul R. Squires,** Chief, and **Richard C. Burt** and **Dean H. Weber,** Assistant Division Chiefs, with the assistance of **John Kuntz** and **Stanley Matchett,** as well as the directors of the Bureau's regional offices.

Systems and processing procedures were developed in the Systems Division, **Sol Dolleck,** Chief, under the direction of **Morris Gorinson,** Assistant Division Chief. **Florence Wright** assisted by **Orville M. Slye,** was responsible for the clerical procedures and **Roger O. Lepage,** assisted by **John Murphy, Jr., C. Eden Moody,** and **Judith E. Jones,** was responsible for the computer programing.

The manual processing and microfilming of the questionnaires were performed in the Jeffersonville Census Operations Division, under the supervision of **Joseph F. Arbena,** Chief, and **Robert L. Hagan,** Population and Housing Census Operations Manager, assisted by **Charles L. Adams** and **John C. Campbell. William L. Pangburn** supervised the microfilming operation.

FOSDIC and computer processing were performed in the Processing Division under the supervision of **M. Douglas Fahey,** Chief, and **E. Richard Bourdon** and **James W. Shores,** Assistant Division Chiefs. Development of the automatic microfilming equipment was directed by **Anthony A. Berlinsky.**

Publications planning, editing, and pr were performed in the Administrative Publications Services Division, **Cecil B. thews,** Chief, under the direction of **mond J. Koski, John F. Lanham, Jr., Gerald A. Mann.**

Robert B. Voight, Special Assistant I Office of the Director, and **Sherry L.** land made many important contributic the planning and coordination of the census program.

SUGGESTED CITATION

U.S. Bureau of the Census
Census of Housing: 1970
BLOCK STATISTICS
Final Report HC(3)-238 Midland, Tex.
Urbanized Area

U.S. Government Printing Office
Washington, D.C., 1971

For sale by the
Superintendent of Documents
U.S. Government Printing Office
Washington, D.C. 20402, or any
Department of Commerce Field Office.

Price $1.50

HC(3)238

1970 CENSUS OF HOUSING

Block Statistics

MIDLAND, TEX. URBANIZED AREA

Issued September 1971

CONTENTS

	Page
List of HC(3) Block Statistics Reports	II
Introduction	IV
Facsimiles of Questionnaire Page and Respondent Instructions	X

TABLES

1	Characteristics of Housing Units and Population, for Places of 2,500 Inhabitants or More: 1970	TEX.–1
2	Characteristics of Housing Units and Population, by Blocks: 1970	TEX.–2

Maps identifying the blocks covered herein are included in or accompany this report.

LIST OF HC (3) BLOCK STATISTICS REPORTS

The specific names listed below each State refer to urbanized areas; "Selected Areas" refer to other areas of the State which have contracted with the Census Bureau to provide block statistics.

Report number	Area
	ALABAMA
1	Birmingham
2	Gadsden
3	Huntsville
4	Mobile
5	Montgomery
6	Tuscaloosa
7	Selected Areas
	ALASKA
8	Selected Areas
	ARIZONA
9	Phoenix
10	Tucson
11	Selected Areas
	ARKANSAS
12	Fort Smith
13	Little Rock-North Little Rock
14	Pine Bluff
15	Selected Areas
	CALIFORNIA
16	Bakersfield
17	Fresno
18	Los Angeles-Long Beach
19	Oxnard-Ventura-Thousand Oaks
20	Sacramento
21	Salinas
22	San Bernardino-Riverside
23	San Diego
24	San Francisco-Oakland
25	San Jose
26	Santa Barbara
27	Simi Valley
28	Stockton
29	Selected Areas
	COLORADO
30	Colorado Springs
31	Denver
32	Pueblo
33	Selected Areas
	CONNECTICUT
34	Bridgeport
35	Bristol
36	Hartford
37	Meriden
38	New Britain
39	New Haven
40	Norwalk
41	Stamford
42	Waterbury
	DELAWARE
43	Wilmington
	DISTRICT OF COLUMBIA
44	Washington
	FLORIDA
45	Fort Lauderdale-Hollywood
46	Jacksonville
47	Miami
48	Orlando
49	Pensacola
50	St. Petersburg
51	Tallahassee
52	Tampa
53	West Palm Beach
54	Selected Areas
	GEORGIA
55	Albany
56	Atlanta
57	Augusta
58	Columbus
59	Macon
60	Savannah
61	Selected Areas
	HAWAII
62	Honolulu
63	Selected Areas
	IDAHO
64	Boise City
	ILLINOIS
65	Aurora-Elgin
66	Bloomington-Normal
67	Champaign-Urbana
68	Chicago-Northwestern Indiana
69	Decatur
70	Joliet
71	Peoria
72	Rockford
73	Springfield
74	Selected Areas
	INDIANA
75	Anderson
76	Evansville
77	Fort Wayne
78	Indianapolis
79	Lafayette-West Lafayette
80	Muncie
81	South Bend
82	Terre Haute
83	Selected Areas
	IOWA
84	Cedar Rapids
85	Davenport-Rock Island-Moline
86	Des Moines
87	Dubuque
88	Sioux City
89	Waterloo
90	Selected Areas
	KANSAS
91	Topeka
92	Wichita
93	Selected Areas
	KENTUCKY
94	Lexington
95	Louisville
96	Selected Areas
	LOUISIANA
97	Baton Rouge
98	Lafayette
99	Lake Charles
100	Monroe
101	New Orleans
102	Shreveport
	MAINE
103	Lewiston-Auburn
104	Portland
105	Selected Areas
	MARYLAND
106	Baltimore
107	Selected Areas
	MASSACHUSETTS
108	Boston
109	Brockton
110	Fall River
111	Fitchburg-Leominster
112	Lawrence-Haverhill
113	Lowell
114	New Bedford
115	Pittsfield
116	Springfield-Chicopee-Holyoke
117	Worcester
	MICHIGAN
118	Ann Arbor
119	Bay City
120	Detroit
121	Flint
122	Grand Rapids
123	Jackson
124	Kalamazoo
125	Lansing
126	Muskegon-Muskegon Heights
127	Saginaw
128	Selected Areas
	MINNESOTA
129	Duluth-Superior
130	Minneapolis-St. Paul
131	Selected Areas
	MISSISSIPPI
132	Biloxi-Gulfport
133	Jackson
134	Selected Areas
	MISSOURI
135	Kansas City
136	St. Joseph
137	St. Louis
138	Springfield
139	Selected Areas

Report number	Area
	MONTANA
140	Billings
141	Great Falls
142	Selected Areas
	NEBRASKA
143	Lincoln
144	Omaha
145	Selected Areas
	NEVADA
146	Las Vegas
147	Reno
	NEW HAMPSHIRE
148	Manchester
149	Selected Areas
	NEW JERSEY
150	Atlantic City
151	Trenton
152	Vineland-Millville
153	Selected Areas
	NEW MEXICO
154	Albuquerque
155	Selected Areas
	NEW YORK
156	Albany-Schenectady-Troy
157	Binghamton
158	Buffalo
159	New York-Northeastern New Jersey
	Part 1 – New York City
	Part 2 – New York Portion Outside New York City
	Part 3 – Northeastern New Jersey
160	Rochester
161	Syracuse
162	Utica-Rome
163	Selected Areas
	NORTH CAROLINA
164	Asheville
165	Charlotte
166	Durham
167	Fayetteville
168	Greensboro
169	High Point
170	Raleigh
171	Wilmington
172	Winston-Salem
173	Selected Areas
	NORTH DAKOTA
174	Fargo-Moorhead
	OHIO
175	Akron
176	Canton
177	Cincinnati
178	Cleveland
179	Columbus
180	Dayton
181	Hamilton
182	Lima
183	Lorain-Elyria
184	Mansfield
185	Springfield
186	Steubenville-Weirton
187	Toledo
188	Youngstown-Warren
189	Selected Areas
	OKLAHOMA
190	Lawton
191	Oklahoma City
192	Tulsa
193	Selected Areas
	OREGON
194	Eugene
195	Portland
196	Salem
197	Selected Areas
	PENNSYLVANIA
198	Allentown-Bethlehem-Easton
199	Altoona
200	Erie
201	Harrisburg
202	Johnstown
203	Lancaster
204	Philadelphia
205	Pittsburgh
206	Reading
207	Scranton
208	Wilkes-Barre
209	York
210	Selected Areas
	RHODE ISLAND
211	Providence-Pawtucket-Warwick
	SOUTH CAROLINA
212	Charleston
213	Columbia
214	Greenville
215	Selected Areas
	SOUTH DAKOTA
216	Sioux Falls
217	Selected Areas
	TENNESSEE
218	Chattanooga
219	Knoxville
220	Memphis
221	Nashville-Davidson
222	Selected Areas
	TEXAS
223	Abilene
224	Amarillo
225	Austin
226	Beaumont
227	Brownsville
228	Corpus Christi
229	Dallas
230	El Paso
231	Fort Worth
232	Galveston
233	Harlingen-San Benito
234	Houston
235	Laredo
236	Lubbock
237	McAllen-Pharr-Edinburg
238	Midland
239	Odessa
240	Port Arthur
241	San Angelo
242	San Antonio
243	Sherman-Denison
244	Texarkana
245	Texas City-La Marque
246	Tyler
247	Waco
248	Wichita Falls
249	Selected Areas
	UTAH
250	Ogden
251	Provo-Orem
252	Salt Lake City
	VERMONT
253	Selected Areas
	VIRGINIA
254	Lynchburg
255	Newport News-Hampton
256	Norfolk-Portsmouth
257	Richmond
258	Roanoke
259	Selected Areas
	WASHINGTON
260	Seattle-Everett
261	Spokane
262	Tacoma
263	Selected Areas
	WEST VIRGINIA
264	Charleston
265	Huntington-Ashland
266	Wheeling
267	Selected Areas
	WISCONSIN
268	Green Bay
269	Kenosha
270	Madison
271	Milwaukee
272	Racine
273	Selected Areas
	WYOMING
274	Selected Areas
	PUERTO RICO
275	Mayagüez
276	Ponce
277	San Juan
278	Selected Areas

INTRODUCTION

GENERAL IV
Urbanized areas IV
Maps and block indentification IV
Content of the tables V
Symbols V
Data collection procedures V
Processing procedures VI
DEFINITIONS AND EXPLANATIONS OF SUBJECT CHARACTERISTICS VI
Self-enumeration and census questionnaire VI
Comparability with 1960 data VI
Total population VII
Housing units and group quarters VII
Year-round housing units VII
Occupied housing units VII
Race VII
Tenure VIII
Plumbing facilities VIII
Units in structure VIII
Persons per room VIII
Average number of rooms VIII
Average value VIII
Average contract rent VIII
One-person households VIII
With female head of family VIII
With roomers, boarders, or lodgers IX
ACCURACY OF THE DATA IX
Editing IX
Block number check IX
FACSIMILES X
Questionnaire page showing 100-percent housing questions X
Respondent instructions for the 100-percent housing questions XI

GENERAL

This report presents statistics from the 1970 census, by blocks, on general characteristics of housing units and population. Legal provision for this census, conducted as of April 1, 1970, was made in the Act of Congress of August 31, 1954 (amended August 1957), which codified Title 13, United States Code.

This report series contains 278 reports (as listed on page II). Most of the reports (236) relate to a specific urbanized area, as well as to some nearby contiguous territory included for reasons explained below in the section on "Urbanized areas." The remaining reports (42) relate to other types of areas (e.g., smaller cities, counties, etc.) where local authorities contracted with the Census Bureau to collect, process, and publish the data on a block basis. In 1960, a similar contractual technique was utilized but the basic block statistics program was limited generally to cities of 50,000 inhabitants or more (i.e., the built-up fringes around the cities were not covered).

A major portion of the information compiled from the 1970 Census of Housing will appear in Volume I, **Housing Characteristics for States, Cities, and Counties.** For a description of Volume I, as well as other elements of the data dissemination program of the 1970 Population and Housing Census, see the "Publication and Computer Summary Tape Program" statement at the end of this report.

Urbanized areas.—An urbanized area consists of a central city, or cities, and surrounding closely settled territory. The central city must have reported a population of 50,000 or more in 1960, in a special census conducted by the Census Bureau since 1960, or in the 1970 census. Under certain circumstances, "twin cities" with a combined population of 50,000 or more form the basis of an urbanized area. More detailed information on the criteria used to designate urbanized areas and determine their boundaries appears in the 1970 Census of Housing HC(1)-A reports and the 1970 Census of Population PC(1)-A reports.

As suggested by the rules above, the urbanized areas ultimately used in the tabulations of the 1970 census could not be completely recognized or defined until the final population counts were available. Since the precise delineation and numbering of blocks is quite costly and is therefore done only for areas where block statistics will be prepared, a preliminary determination of each urbanized area was made prior to the actual enumeration. The preliminary boundaries were purposely drawn somewhat beyond the anticipated final boundaries because the information on density of settlement was not yet available. Thus, for virtually all urbanized areas, there is some immediately adjacent territory for which the information was collected on a block basis. Because the extra cost of tabulating and publishing the block data for this type of territory is comparatively minor, data for blocks outside urbanized areas appear in the reports for those areas. On the other hand, block data are generally not provided for urbanized areas which are recognized for the first time in 1970.

Maps and block identification.—The maps included with these reports identify the location and number of each block and the boundary and number of each census tract or block numbering area.

A block is usually a well-defined rectangular piece of land bounded by streets or roads. However, it may be irregular in shape or bounded by railroad tracks, streams, or other features. The block is the specific numbered area as shown on the map.

Census tracts are small areas into which large cities and metropolitan areas are divided for statistical purposes. Tract boundaries are established cooperatively by a local committee and the Bureau of the Census and are generally designed to achieve

some uniformity of population characteristics, economic status, and living conditions. Initially, the average tract had about 4,000 residents. Tract boundaries are established with the intention of being maintained over a long time so that comparisons may be made from census to census.

In untracted places, block numbering areas are used. They are established by arbitrarily dividing the city along major streets, railroads, or other physical boundaries to facilitate numbering the blocks in groups of fewer than 1,000. The boundaries of block numbering areas have no statistical significance but are merely for convenience in mapping and tabulating.

In numbering the blocks, a separate series is used for each census tract or block numbering area. Thus, the location of each block for which data are presented is determined by referring both to the block number and the census tract or block numbering area. In some cases, a city or other political boundary divides a block. The data shown are for the block represented by the land area as bounded and numbered on the block map.

The block number was assigned to each block on a map suitable for block numbering, prior to the enumeration. In some instances, the map was several years old and did not recognize construction of new streets or disappearance of others. Insofar as possible, the map was corrected for changes that were discovered prior to enumeration. In other cases, it was not feasible to make corrections. Hence the map does not always reflect the blocks as they existed on the ground at the time of the enumeration. For example, a block as shown on the map may have been divided into two blocks. The housing units in the newly subdivided blocks would be assigned the one block number shown on the map even though two blocks existed at the time of enumeration. On the other hand, two blocks as shown on the map may have been merged into one. In the enumeration, the intent was to identify which housing units were physically located in each of the two former blocks and assign the respective block number to each portion, even though only one block existed at the time of enumeration.

Content of the tables.—In the urbanized area block publication program, table 1 summarizes the statistics for each place of 2,500 inhabitants or more and table 2 contains the statistics for the individual blocks summarized to the tract or block numbering area. In the contract block program, one table provides statistics for individual blocks as well as summaries for each tract or block numbering area and each place or area.

In some instances, the blocked area excludes a part of a tract or excludes the rural portion of an extended city (a city having one or more large portions, usually at the boundary of the city, with relatively low population density). Therefore, the tract and place totals cover only the blocks included in this report.

Block identification, total population, and total year-round housing units are shown for every block containing living quarters. For some blocks, the table shows total population but no housing units because all the people live in group quarters. For other blocks, the table shows housing units but no population because all the units are vacant. Blocks (or tracts) with no year-round housing units and no population are shown on the map but do not appear in the tables.

Symbols.—Percents which round to less than 0.1 are not shown but indicated as zero. A dash "–" represents zero. Three dots "..." indicate that the data are being withheld to avoid disclosure of information for individual housing units, or that the base for an average, percentage, or ratio is too small for it to be shown. The symbol "#" next to a block number indicates that contract rent was allocated for 20 percent or more of the renter-occupied units. The dagger symbol (†) identifies blocks for which tabulations are not available because of processing errors. If there are any such blocks in the area covered by this report, population and housing unit counts for these blocks are presented on page XII; the summary figures for places and tracts (or block numbering areas) include data for these blocks; i.e., the totals contain the above-mentioned counts as well as imputed data for the various characteristics.

Data collection procedures. — The 1970 census was conducted primarily through self-enumeration. In 1960, self-enumeration was first introduced on a nationwide scale as a substitute for the traditional census direct interview.

A census questionnaire was delivered by postal carriers to every household several days before Census Day, April 1, 1970. This questionnaire contained certain explanatory information and was accompanied by an instruction sheet; in certain areas with comparatively large proportions of Spanish-speaking persons, a Spanish version of the instruction sheet was also enclosed.

In the larger metropolitan areas and some adjacent counties, altogether containing about three-fifths of the population of the United States, the household was requested to fill out and mail back the form on Census Day. Approximately 87 percent of the households did so. The mailed-back forms were reviewed by the census enumerator (or, in some lo-

calities, a census clerk) and if the form was determined to be incomplete or inconsistent, a followup was made. The bulk of these followups were made by telephone, the rest by personal visit. For the households which did not mail back their forms, a followup was also made, in almost all cases by personal visit and in the remainder by telephone. Vacant units were enumerated by personal visit.

For the remaining two-fifths of the population, the household was requested to fill out the form and give it to the enumerator when he called; approximately 80 percent did so. Incomplete and unfilled forms were completed by interview during the enumerator's visit.

Three types of questionnaires were used throughout the country: 80 percent of the households answered a form containing a limited number of population and housing questions, and the remainder, split into 15-percent and 5-percent samples, answered forms which contained these questions as well as a number of additional questions.

The subjects covered in this report are those which were collected on a 100-percent basis. That is, the questions for these subjects appeared on all three questionnaires, the 80-percent, 15-percent, and 5-percent forms.

Processing procedures.—The 1970 census questionnaires were specially designed to be processed by FOSDIC (Film Optical Sensing Device for Input to Computers). Respondents and enumerators (and for some few items, census clerks) marked the answers in predesignated positions which could be "read" by FOSDIC, from a microfilm copy of the questionnaire, onto computer magnetic tape.

The tape containing the information from the questionnaires was processed on the Census Bureau's computers through a number of editing and tabulation steps. One of the end results of this operation was a computer tape from which the tables in this report were prepared on a cathode-ray-tube phototypesetting machine at the Government Printing Office. Another end result was the summary tape which is available for purchase, as described in the "Publication and Computer Summary Tape Program" statement at the end of this report.

DEFINITIONS AND EXPLANATIONS OF SUBJECT CHARACTERISTICS

Self-enumeration and census questionnaire.—As stated in the introductory text of this report, the 1970 census was conducted primarily through self-enumeration. The response, therefore, was based principally on the questionnaire and its accompanying instruction sheet. Furthermore, census takers were instructed to read the questions directly from the questionnaire in their telephone and personal visit interviews. The questionnaire page containing the housing questions asked on a 100-percent basis and the page of the respondent instruction sheet which relates to these questions are reproduced on pages X and XI, respectively. The definitions and explanations given below for each subject are, to a considerable extent, drawn from various technical and procedural materials used in the collection of the data. This material helped the enumerative personnel to understand more fully the intent of each question and thus to resolve problems or unusual cases. Also included is certain explanatory information to assist the user in the proper utilization of the statistics.

Comparability with 1960 data.—Although the 1970 data are generally comparable with the data collected in 1960, certain changes have been introduced. The 1960 inquiry regarding owner occupancy has been subdivided to show a separate category for cooperatives and condominiums in 1970. The 1960 question on cooking equipment was broadened to cover "complete kitchen facilities" in 1970; i.e., an installed sink with piped water, a range or cookstove, and a mechanical refrigerator. On the other hand, the 1960 question on "condition of housing unit" (i.e., sound, deteriorating, or dilapidated) was eliminated because of serious problems with response reliability.

There have also been changes in the scope of some of the tabulations. Data on characteristics of housing units are limited in 1970 to year-round units because of the difficulty of obtaining reliable information for vacant units held for migratory labor or for seasonal occupancy. Moreover, the total counts of housing units given in this report for each block, tract or block numbering area, and place or area are limited to year-round housing units. (Counts of the total housing inventory, including vacant units held for migratory labor and seasonal occupancy, are given for census tracts in series PHC(1), and for States, cities, and counties in series HC(1)-A and HC(1)-B.)

The tabulations on value and contract rent refer to slightly different sets of housing units in 1970 than in 1960. Summarized generally, the difference is that the 1970 data exclude units on places of 10 acres or more whereas the 1960 data exclude units on farms; more specific information can be obtained by comparing the rent and value definitions in the present report with those in 1960 Census of Housing Volume I. Separate figures are shown in this report for occupied units with Negro head of household. In 1960, this type of tabulation related to the total of all

household heads other than white; Negro household heads constituted 95 percent of this total in 1960 for the Nation as a whole, but this proportion varied widely among areas.

Total population.—The total population is the count of all persons living in the block including those in group quarters. The population for each block is subdivided into the following groups expressed as percent of the total population: Negro, in group quarters, under 18 years, and 62 years and over.

In accordance with census practice dating back to 1790, each person enumerated in the 1970 census was counted as an inhabitant of his usual place of residence, which is generally construed to mean the place where he lives and sleeps most of the time. This place is not necessarily the same as his legal residence, voting residence, or domicile. In the vast majority of cases, however, the use of these different bases of classification would produce substantially the same statistics, although there may be appreciable differences for a few areas.

Implementation of this practice has resulted in the establishing of residence rules for certain categories of persons whose usual place of residence is not immediately clear. Furthermore, this practice means that persons were not always counted as residents of the place where they happened to be found by the census enumerators. Persons without a usual place of residence were, however, counted where they were enumerated. Detailed information on residence rules is given in the 1970 Census of Population PC(1)-A reports.

Housing units and group quarters.—All living quarters are classified in the census as either housing units or group quarters. Usually, living quarters are in structures intended for residential use (e.g., a one-family home, apartment house, hotel or motel, boarding house, mobile home or trailer, etc.). Living quarters may also be in structures intended for nonresidential use (e.g., the rooms in a warehouse where a watchman lives), as well as in tents, caves, old railroad cars, etc.

A housing unit is a house, an apartment, a group of rooms, or a single room occupied or intended for occupancy as separate living quarters. Separate living quarters are those in which the occupants do not live and eat with any other persons in the structure and which have either (1) direct access from the outside of the building or through a common hall or (2) complete kitchen facilities for the exclusive use of the occupants. The occupants may be a single family, one person living alone, two or more families living together, or any other group of related or nonrelated persons who share living arrangements (except as described in the next paragraph on group quarters). Both occupied and vacant housing units are included in the housing inventory, except that mobile homes, trailers, tents, etc. are included only if they are occupied.

Group quarters are living arrangements for institutional inmates or for other groups containing five or more persons not related to the person in charge. Group quarters are located most frequently in institutions, boarding houses, military barracks, college dormitories, fraternity and sorority houses, hospitals, monasteries, convents, and ships. A house or apartment is considered group quarters if it is shared by the person in charge and five or more persons unrelated to him, or if there is no person in charge, by six or more unrelated persons. Information on the housing characteristics of group quarters is not collected in the census.

Year-round housing units.—Data on housing characteristics in the 1970 census reports are limited to year-round housing units; i.e., all occupied units plus vacant units intended for year-round use. Vacant units intended for seasonal occupancy and vacant units held for migratory labor are excluded because it is difficult to obtain reliable information for them. In this report, the housing unit counts are also limited to year-round units. Counts of the total housing inventory, however, are given for census tracts in series PHC(1), and for States, cities, and counties in series HC(1)-A and HC(1)-B.

Occupied housing units.—A housing unit is classified as occupied if a person or group of persons is living in it at the time of enumeration or if the occupants are only temporarily absent, for example, on vacation. However, if the persons staying in the unit have their usual place of residence elsewhere, the unit is classified as vacant.

A count of vacant year-round units may be derived by subtracting the sum of owner- and renter-occupied from the total number of year-round units. The count of vacant year-round units thus obtained includes units for sale or rent, units sold or rented but not yet occupied by the new owner or renter, units held for the occasional use of the owner, and units held off the market for other reasons.

Race.—The classification by race shown for occupied housing units refers to the race of the head of the household occupying the unit. Units with Negro heads of household are shown separately as percentages of owner- and renter-occupied housing units. The concept of race as used by the Census Bureau does not denote clear-cut scientific definition of biological stock. Rather, the data repre-

sent essentially self-classification by people according to the race with which they identify themselves.

Tenure.—A housing unit is "owner occupied" if the owner or co-owner lives in the unit, even if it is mortgaged or not fully paid for. A cooperative or condominium unit is "owner occupied" only if the owner or co-owner lives in it. All other occupied units are classified as "renter occupied" including units rented for cash rent and those occupied without payment of cash rent.

Plumbing facilities. — The category "with all plumbing facilities" consists of units which have hot and cold piped water inside the structure as well as a flush toilet and a bathtub or shower inside the structure for exclusive use of the occupants of the unit. "Lacking some or all plumbing facilities" means that the unit does not have all three specified plumbing facilities (hot and cold piped water, as well as flush toilet and bathtub or shower inside the structure), or that the toilet or bathing facilities are also for the use of the occupants of other housing units.

Units in structure.—Statistics on the number of housing units in a structure are presented in terms of the number of units in one-unit structures and in structures of 10 or more units. The data on units in 10-or-more-unit structures, however, are based on responses to the inquiry on number of units at the building address (item A on facsimile of questionnaire), and therefore, may be understated in blocks containing structures with two or more addresses.

Persons per room.—"Persons per room" is computed by dividing the number of persons in the unit by the number of rooms in the unit. The category "1.01 or more persons per room" indicates an average of more than one person to a room. The figures are shown separately for all occupied units and for occupied units with all plumbing facilities.

Average number of rooms.—Rooms to be counted include whole rooms used for living purposes, such as living rooms, dining rooms, kitchens, bedrooms, finished recreation rooms, family rooms, etc. Not counted as rooms are bathrooms, porches, balconies, foyers, halls, half-rooms, kitchenettes, strip or pullman kitchens, utility rooms, unfinished attics, basements, or other space used for storage.

The average number of rooms (arithmetic mean) was computed by dividing the sum of the rooms for each tenure group by the number of owner- or renter-occupied units, respectively. The questionnaire contained a terminal category of "9 rooms or more." For purposes of the computation, the terminal category was given a mean value of 10. As a result, 10 rooms is the arbitrary maximum average which could be obtained for any block.

Average value.—Value is the respondent's estimate of how much the property (house and lot) would sell for if it were for sale. Value data are limited to owner occupied one-family houses on less than 10 acres, without a commercial establishment or medical office on the property. Cooperatives, condominiums, mobile homes, and trailers are excluded from the value tabulations.

The average value (arithmetic mean) was computed by dividing the sum of the values by the number of owner-occupied units for which value is shown. Value was reported in class intervals, the lowest and highest intervals being "Less than $5,000" and "$50,000 or more," respectively. For purposes of the computation, the midpoints of the intervals were used except that a mean of $3,500 was assigned for values less than $5,000 and a mean of $60,000 was assigned for values of $50,000 or more. As a result, $3,500 is the arbitrary minimum and $60,000 is the arbitrary maximum average which could be obtained for any block. Average value is rounded to the nearest hundred dollars.

Average contract rent.—Contract rent is the monthly rent agreed to, or contracted for, regardless of any furnishings, utilities, or services that may be included. Contract rent data exclude one-family homes on a place of ten acres or more. The average contract rent (arithmetic mean) was computed by dividing the sum of the rental amounts by the number of renter-occupied units for which cash rent was paid; units for which no cash rent was paid were excluded from the computation. Contract rent was reported in class intervals, the lowest and highest intervals being "less than $30" and "$300 or more," respectively. For purposes of the computation, the midpoints of the intervals were used except that a mean of $25 was assigned for rents less than $30 and a mean of $350 was assigned for rents of $300 or more. As a result, $25 is the arbitrary minimum and $350 the arbitrary maximum average which could be obtained for any block. Average contract rent is rounded to the nearest dollar.

One-person households.—The data in this column refer to the number of housing units occupied by only one person.

With female head of family.—Housing units are occupied by either "families" or "primary individuals." The term "family" refers to the head of

the household and all (one or more) other persons in the household related to the head by blood, marriage, or adoption. If nobody in the household is related to the head, then the unit is not occupied by a family but by a "primary individual."

A housing unit occupied by a "family" may or may not contain persons unrelated to the head of the family, such as roomers, boarders, servants, etc.

The category "female head of family" comprises all housing units occupied by families with female heads regardless of their marital status. Included are female heads of families with no spouse and female heads of families whose husbands are living away from their families, as for example, husbands in the Armed Forces living on military reservations.

With roomers, boarders, or lodgers.—This column refers to the number of housing units containing one or more roomers, boarders, or lodgers. Not included as "roomers, boarders, or lodgers" are foster children or wards, servants who live in, companions, and partners.

ACCURACY OF THE DATA

Editing.—Human and mechanical errors occur in any mass statistical operation such as a decennial census. Errors during the data collection phase can include failure to obtain required information from respondents, obtaining incorrect or inconsistent information, and recording information in the wrong place or incorrectly. Errors can also occur during the field review of the enumerator's work, the clerical handling of the questionnaires, and the various stages of the electronic processing of the material. Careful efforts are made in every census to keep the errors in each step at an acceptably low lovel. Quality control and check measures are utilized throughout the census operation. As was done for the 1950 and 1960 censuses, evaluative material on many aspects of the 1970 census will be published as soon as the appropriate data are accumulated and analyzed. A major concern in the evaluation work is to ascertain, insofar as possible, the degree of completeness of the count of both population and housing units.

The objective of the processing operation is to produce a set of statistics that describes the Nation's housing as accurately and clearly as possible. To meet this objective, certain unacceptable entries were edited.

Whenever information was missing, an allocation procedure was used to assign an entry, thereby eliminating the need for a "not reported" category in the tabulations. The assignment was based on related information reported for the housing unit or on information reported for a similar unit in the immediate neighborhood. For example, if tenure for an occupied unit was omitted but a rental amount was reported, the computer automatically edited tenure to "rented for cash rent." On the other hand, if the unit was reported as rented but the amount of rent was missing, the computer automatically assigned the rent that was reported for the preceding renter-occupied unit.

A similar procedure was used when the information reported for an item was inconsistent with other information reported for the unit. For example, if a housing unit was enumerated as having no piped water but having both a bathtub (or shower) and flush toilet for the exclusive use of the occupants of the unit, the computer edited water supply to "hot and cold water," a category considered to be consistent with the reported bathing and toilet facilities.

Specific tolerances were established for the number of computer allocations that would be permitted. If the number of corrections was beyond tolerance, the questionnaires in which the errors occurred were clerically reviewed. If it was found that the errors resulted from damaged questionnaires, improper microfilming, faulty reading by FOSDIC of undamaged questionnaires, or other types of machine failure, the questionnaires were reprocessed.

Block number check.—Through a detailed edit accomplished largely on the electronic computer, most of the errors in reporting block numbers were corrected. A control tape was created, listing the block numbers shown on the map for each enumeration district and each census tract. In certain large metropolitan areas, the control tape also contained the serial numbers assigned to each housing unit in the block. For each questionnaire, the computer compared the serial number and/or the block number, the enumeration district, and the census tract to the control tape. When an inconsistency was detected or when the block number on the questionnaire was blank, the computer changed the block number or assigned a number that was consistent with the control tape.

Specific tolerances were established for the number of block number changes and reassignments that would be permitted for each enumeration district. If the number was beyond tolerance, a clerical review was performed. In the clerical review, the enumerator's records were examined for comments and explanations, the addresses of the housing units involved were checked with the map, and block numbers were assigned as appropriate. Clerical review was required also when the control tape contained block numbers which were not reported by the enumerator.

FACSIMILE OF QUESTIONNAIRE PAGE SHOWING 100-PERCENT HOUSING QUESTIONS

A. How many living quarters, occupied and vacant, are at this address?

- One
- 2 apartments or living quarters
- 3 apartments or living quarters
- 4 apartments or living quarters
- 5 apartments or living quarters
- 6 apartments or living quarters
- 7 apartments or living quarters
- 8 apartments or living quarters
- 9 apartments or living quarters
- 10 or more apartments or living quarters
- This is a mobile home or trailer

Answer these questions for your living quarters

H1. Is there a telephone on which people in your living quarters can be called?

- Yes → What is the number? _____ *Phone number*
- No

H2. Do you enter your living quarters—

- Directly from the outside or through a common or public hall?
- Through someone else's living quarters?

H3. Do you have complete kitchen facilities?
Complete kitchen facilities are a sink with piped water, a range or cook stove, and a refrigerator.

- Yes, for this household only
- Yes, but also used by another household
- No complete kitchen facilities for this household

H4. How many rooms do you have in your living quarters?
Do not count bathrooms, porches, balconies, foyers, halls, or half-rooms.

- 1 room
- 2 rooms
- 3 rooms
- 4 rooms
- 5 rooms
- 6 rooms
- 7 rooms
- 8 rooms
- 9 rooms or more

H5. Is there hot and cold piped water in this building?

- Yes, hot and cold piped water in this building
- No, only cold piped water in this building
- No piped water in this building

H6. Do you have a flush toilet?

- Yes, for this household only
- Yes, but also used by another household
- No flush toilet

H7. Do you have a bathtub or shower?

- Yes, for this household only
- Yes, but also used by another household
- No bathtub or shower

H8. Is there a basement in this building?

- Yes
- No, built on a concrete slab
- No, built in another way *(include mobile homes and trailers)*

H9. Are your living quarters—

- Owned or being bought by you or by someone else in this household? *Do not include cooperatives and condominiums here.*
- A cooperative or condominium which is owned or being bought by you or by someone else in this household?
- Rented for cash rent?
- Occupied without payment of cash rent?

H10a. Is this building a one-family house?

- Yes, a one-family house
- No, a building for 2 or more families or a mobile home or trailer

b. *If "Yes"*— Is this house on a place of 10 acres or more, or is any part of this property used as a commercial establishment or medical office?

- Yes, 10 acres or more
- Yes, commercial establishment or medical office
- No, none of the above

H11. *If you live in a one-family house which you own or are buying*—
What is the value of this property; that is, how much do you think this property (house and lot) would sell for if it were for sale?

- Less than $5,000
- $5,000 to $7,499
- $7,500 to $9,999
- $10,000 to $12,499
- $12,500 to $14,999
- $15,000 to $17,499
- $17,500 to $19,999
- $20,000 to $24,999
- $25,000 to $34,999
- $35,000 to $49,999
- $50,000 or more

If this house is on a place of 10 acres or more, or if any part of this property is used as a commercial establishment or medical office, do not answer this question.

H12. *Answer this question if you pay rent for your living quarters.*

a. *If rent is paid by the month*—
What is the monthly rent?

Write amount here → $ _____ .00 *(Nearest dollar)*

and

Fill one circle

- Less than $30
- $30 to $39
- $40 to $49
- $50 to $59
- $60 to $69
- $70 to $79
- $80 to $89
- $90 to $99
- $100 to $119
- $120 to $149
- $150 to $199
- $200 to $249
- $250 to $299
- $300 or more

b. *If rent is not paid by the month*—
What is the rent, and what period of time does it cover?

$ _____ .00 per _____
(Nearest dollar) *(Week, half-month, year, etc.)*

FOR CENSUS ENUMERATOR'S USE ONLY

a4. Block number	a5. Serial number
Ø 1 2 3 4	Ø 1 2 3 4
5 6 7 8 9	5 6 7 8 9

B. Type of unit or quarters

Occupied
- First form
- Continuation

Vacant
- Regular
- Usual residence elsewhere

Group quarters
- First form
- Continuation

For a vacant unit, also fill C, D, A, H2 to H8, and H10 to H12

C. Vacancy status

Year round—
- For rent
- For sale only
- Rented or sold, not occupied
- Held for occasional use
- Other vacant

- Seasonal
- Migratory

D. Months vacant

- Less than 1 month
- 1 up to 2 months
- 2 up to 6 months
- 6 up to 12 months
- 1 year up to 2 years
- 2 years or more

C/O

FACSIMILE OF RESPONDENT INSTRUCTIONS FOR THE 100-PERCENT HOUSING QUESTIONS

A. Mark only one circle. **This address** means the house or building number where your living quarters are located.

H1. Mark **Yes** and enter telephone number, even if the telephone is in another apartment or building.

H2. Mark the second circle only if you **must** go through someone else's living quarters to get to your own.

H3. The kitchen sink, stove, and refrigerator do **not** have to be in the same room.

Also used by another household means that someone else who lives in the same building, but is not a member of your household, also uses the equipment. Mark this circle also if the occupants of living quarters now vacant would also use the equipment.

H4. Count only whole rooms used for living purposes, such as living rooms, dining rooms, kitchens, bedrooms, finished recreation rooms, family rooms, etc. Do **not** count kitchenettes, strip or pullman kitchens; utility rooms; or unfinished attics, basements, or other space used for storage.

H5. Mark **hot water** even if you have it only part of the time.

H6, H7. See instructions for H3 for meaning of **Also used by another household.**

H8. A house has a **basement** if there is enclosed space in which persons can walk upright under all or part of the building. A house on a **concrete slab** has no basement and no air or crawl space below it. A house built **in another way** is one directly on the ground or resting on a foundation or posts to provide crawl space.

H9. **Owned or being bought** means that the living quarters are owned outright or are mortgaged. Also mark **Owned or being bought** if the living quarters are owned but the land is rented.

Mark **Rented for cash rent** if any money rent is paid. Rent may be paid by persons who are not members of your household.

Occupied without payment of cash rent includes, for example, a parsonage, a house or apartment provided free of rent by the owner, or a house or apartment occupied by a janitor or caretaker in exchange for services.

H10. **A commercial establishment** is easily recognized from the outside; for example, a grocery store or barber shop. A **medical office** is a doctor's or dentist's office regularly visited by patients. If your house is on a place of 10 acres or more **and** also contains a commercial establishment or medical office, mark **Yes, 10 acres or more.**

H11. Include the value of the house, the land it is on, and any other structures on the same property. If the house is owned but the land is rented, estimate the combined value of the house **and** the land.

H12. Report the rent agreed to or contracted for, even if the furnishings, utilities, or services are included.

a. If you pay rent by the month, write in the amount of rent and fill one circle.

b. If rent is **not** paid by the month, answer both parts of **b.** For example, **$20** per **week**, **$1,500** per **year**, etc.

H13. If exact costs are not known, estimate as closely as possible. Report amounts even if bills are unpaid or are paid by someone else. If the bills include utilities or fuel used also by another apartment or a business establishment, estimate the amounts for your own living quarters. If gas and electricity are billed together, enter the combined amount on the electricity line and bracket ({) the two utilities.

Table 1. Characteristics of Housing Units and Population, for Places of 2,500 Inhabitants or More: 1970

[Data exclude vacant seasonal and vacant migratory housing units. For minimum base for derived figures (percent, average, etc.) and meaning of symbols, see text]

Places	Total population	Percent of total population				Year-round housing units				Occupied housing units													
								Units in—		Owner					Renter					1.01 or more persons per room				
	Total population	Negro	In group quarters	Under 18 years	62 years and over	Total	Lacking some or all plumbing facilities	One unit structures	Structures of 10 or more units	Total	Lacking some or all plumbing facilities	Average number of rooms	Average value (dollars)	Percent Negro	Total	Lacking some or all plumbing facilities	Average number of rooms	Average contract rent (dollars)	Percent Negro	Total	With all plumbing facilities	One-person households	With female head of family	With roomers, boarders, or lodgers
Midland	59463	11	1	39	7	20920	513	18147	1250	13235	113	5.7	16000	9	4832	71	4.1	105	11	1478	1424	2490	1369	197

[Data exclude vacant seasonal and vacant migratory housing units. For minimum base for derived figures (percent, average, etc.) and meaning of symbols, see text]

Blocks Within Census Tracts	Total population	Percent of total population: Negro	In group quarters	Under 18 years	62 years and over	Year-round housing units: Total	Lacking some or all plumbing facilities	Units in—: One-unit structures	Structures of 10 or more units	Occupied housing units: Owner: Total	Lacking some or all plumbing facilities	Average number of rooms	Average value (dollars)	Percent Negro	Renter: Total	Lacking some or all plumbing facilities	Average number of rooms	Average contract rent (dollars)	Percent Negro	1.01 or more persons per room: Total	With all plumbing facilities	One-person households	With female head of family	With roomers, boarders, or lodgers
1	2761	48	3	46	7	1005	182	965	–	535	16	5.0	8000	44	132	–	4.6	74	38	140	134	52	60	7
101	21	–	–	57	5	4	...	...	...	...	...	...	...	–	...	...	...	...	–	...	...	...	...	...
102	3	...	...	...	...	4	...	...	...	...	...	...	...	...	...	...	...	...	...	...	...	...	...	...
103	90	3	87	8	81	2	...	...	...	...	...	...	...	...	...	...	...	...	...	...	...	...	...	...
105	13	–	–	39	–	6	–	6	–	3	...	...	...	–	2	...	...	...	–	–	–	1	1	–
116	9	56	–	33	–	2	...	...	...	...	...	...	...	...	...	...	...	...	...	...	...	...	...	...
117	22	5	41	46	18	3	...	...	...	...	...	...	...	...	...	...	...	...	...	...	...	...	...	...
118	33	36	–	46	6	9	–	9	–	8	–	4.9	6500	38	–	–	–	–	–	3	3	1	–	–
201	37	14	8	49	–	19	–	19	–	6	–	4.8	6200	17	2	...	...	...	...	2	2	–	1	–
202	25	84	–	52	–	9	–	3	–	3	...	...	...	...	5	–	3.4	73	100	2	2	4	–	–
209	30	23	–	53	–	8	–	8	–	5	–	4.4	4600	20	3	...	...	...	...	3	3	1	–	–
210	38	8	–	45	8	13	–	13	–	8	–	5.4	5200	13	1	...	...	...	...	2	2	1	–	–
211	44	66	–	46	–	22	–	22	–	9	–	4.6	6800	67	3	...	...	...	...	2	2	–	–	–
214	28	79	–	64	–	10	5	10	–	5	–	5.2	6800	80	–	–	–	–	–	2	2	–	–	–
215	20	100	–	55	–	14	11	14	–	4	...	...	...	...	–	–	–	–	–	...	...	...	...	...
216	13	85	–	39	–	4	...	...	...	...	...	...	...	...	...	...	...	...	...	...	...	...	...	...
217	2	...	...	...	...	1	...	...	...	...	...	...	...	...	...	...	...	...	...	...	...	...	...	...
218	18	94	–	17	–	21	17	21	–	5	1	5.0	9800	100	–	–	–	–	–	1	1	–	–	–
219	4	...	...	...	...	12	12	12	–	1	...	...	...	...	–	–	–	–	–	...	...	...	...	...
301	4	...	...	...	...	7	7	7	–	1	...	...	...	...	–	–	–	–	–	...	...	...	...	...
302	41	100	–	42	15	27	20	27	–	8	2	5.0	5600	100	1	...	...	...	...	3	3	–	–	–
303	65	77	–	66	2	24	14	24	–	9	1	4.9	7300	78	2	...	...	...	...	7	6	–	2	–
304#	103	97	–	62	4	25	7	25	–	12	–	5.4	8300	92	6	–	5.0	75	100	6	6	–	2	–
305	18	78	–	44	–	14	10	14	–	3	...	...	...	...	2	...	...	...	...	–	–	–	–	–
306	4	...	...	...	...	4	...	...	...	...	...	...	...	...	...	...	...	...	...	...	...	...	...	...
309	–	–	–	–	–	2	...	...	...	...	...	...	...	–	...	...	...	...	–	...	...	...	...	...
311	39	100	–	62	–	17	11	17	–	5	1	5.2	7300	100	1	...	...	...	...	3	2	–	–	–
312#	65	72	–	62	–	30	20	30	–	7	2	5.3	9100	71	5	–	5.2	75	100	4	3	–	4	–
314	27	78	–	59	–	10	4	10	–	3	...	...	...	...	3	...	...	...	...	2	2	–	2	1
315	111	100	–	64	–	30	13	30	–	17	2	5.1	7300	100	2	...	...	...	...	8	7	1	6	–
316	48	100	–	52	4	26	18	26	–	8	2	5.3	7800	100	2	...	...	...	...	3	3	–	2	–
317	23	52	–	52	22	12	6	12	–	4	...	...	...	...	2	...	...	...	...	2	2	1	2	–
320	2	...	...	...	...	1	...	...	...	...	...	...	...	...	...	...	...	...	...	...	...	...	...	...
401	11	46	–	27	–	3	...	...	...	...	...	...	...	...	...	...	...	...	...	...	...	...	...	...
402	22	36	–	23	5	14	–	10	–	6	–	5.0	...	50	3	...	...	...	...	–	–	3	–	–
403	24	29	–	42	4	16	–	16	–	6	–	4.5	4900	33	2	...	...	...	...	–	–	–	3	–
404	18	–	–	44	–	9	–	9	–	4	...	...	...	–	2	...	...	...	–	–	–	1	–	–
405	20	30	–	60	–	11	1	11	–	5	–	4.4	6200	60	–	–	–	–	–	1	1	1	–	–
406	44	2	–	48	7	15	–	15	–	10	–	4.4	5100	10	3	...	...	...	...	3	3	2	3	1
407	60	40	–	50	2	14	–	13	–	11	–	5.5	6000	27	2	...	...	...	...	3	3	1	1	1
408	2	...	...	...	...	1	...	...	...	...	...	...	...	...	...	...	...	...	...	...	...	...	...	...
411	19	26	–	47	–	7	–	7	–	4	...	...	...	...	–	–	–	–	–	...	...	...	...	...
412	31	45	–	36	13	13	–	13	–	9	–	5.3	5600	33	–	–	–	–	–	2	2	1	2	–
413	68	71	–	53	3	20	–	20	–	13	–	4.9	7300	46	3	...	...	...	...	4	4	1	2	–
414	49	41	–	41	2	13	–	13	–	12	–	4.9	7500	33	–	–	–	–	–	1	1	–	1	–
415	19	53	–	37	–	8	–	8	–	5	–	5.0	6700	60	–	–	–	–	–	1	1	–	1	–
416	45	87	–	58	2	11	–	11	–	9	–	5.0	7900	67	–	–	–	–	–	4	4	1	–	–
417	49	18	–	45	8	17	–	16	–	6	–	6.0	5300	17	10	–	3.5	61	–	1	1	3	2	–
418	20	40	–	50	5	6	–	6	–	3	...	...	...	...	1	...	...	...	...	...	...	...	...	...
501	5	–	–	–	60	2	...	...	...	...	...	...	...	–	...	...	...	...	–	...	...	...	...	...
502	23	48	–	44	4	11	–	11	–	4	...	...	...	...	2	...	...	...	...	1	1	–	1	1
503	15	53	–	47	–	5	–	5	–	3	...	...	...	...	–	–	–	–	–	...	...	...	...	...
504	24	46	–	25	13	11	–	11	–	8	–	4.4	5200	25	1	...	...	...	...	1	1	2	1	1
505	38	42	–	42	13	14	–	14	–	9	–	4.8	5900	33	2	...	...	...	...	2	2	3	1	–
506	14	21	–	14	29	9	–	9	–	4	...	...	...	...	1	...	...	...	...	–	–	–	–	–
507	34	44	–	38	9	11	–	11	–	7	–	4.1	4600	–	3	...	...	...	...	3	3	1	2	–
508	23	–	–	57	–	10	–	10	–	4	...	...	...	–	1	...	...	...	–	2	2	–	–	–
509	21	33	–	52	–	10	–	10	–	3	...	...	...	...	2	...	...	...	...	2	2	1	–	–
510	34	77	–	59	3	11	–	11	–	4	...	...	...	...	3	...	...	...	...	4	4	–	–	–
511	25	40	–	28	24	8	–	8	–	6	–	4.8	6100	33	1	...	...	...	...	2	2	1	–	–
512	51	29	–	41	10	16	–	16	–	11	–	5.5	8100	18	3	...	...	...	...	2	2	–	2	–
513	60	23	–	52	2	16	–	16	–	11	–	5.5	10600	27	2	...	...	...	...	2	2	–	–	–
514	32	16	–	44	9	12	–	12	–	8	–	5.3	8000	13	1	...	...	...	...	–	–	1	–	–
515	24	54	–	38	–	11	–	11	–	8	–	5.5	9700	50	–	–	–	–	–	–	–	1	–	–
516	30	43	–	40	–	11	–	11	–	8	–	5.1	8700	38	–	–	–	–	–	2	2	–	–	–
517	62	29	–	44	7	17	–	17	–	13	–	5.2	11100	23	2	...	...	...	...	4	4	1	2	–
518	61	16	–	46	8	20	–	20	–	8	–	5.4	8800	25	9	–	4.3	76	–	4	4	2	2	–
601	40	8	–	33	5	16	–	15	–	9	–	5.1	11600	11	3	...	...	...	...	1	1	1	1	–
602	57	33	–	46	11	19	–	19	–	14	–	5.2	10000	36	1	...	...	...	...	2	2	–	–	–
604	61	77	–	53	3	21	–	21	–	16	–	5.3	10200	75	–	–	–	–	–	7	7	–	1	1
605	73	66	–	48	6	22	1	22	–	16	1	5.4	12900	69	2	...	...	...	...	2	1	–	2	1
607	59	48	–	41	2	19	–	19	–	13	–	5.3	12200	46	3	...	...	...	...	1	1	–	1	–
608	11	100	–	36	–	6	–	6	–	4	...	...	...	...	–	–	–	–	–	...	...	...	...	...
609	67	51	–	43	–	19	–	19	–	17	–	5.3	11500	59	1	...	...	...	...	3	3	–	–	–
610	65	12	–	15	19	35	–	9	–	28	–	3.9	10300	7	3	...	...	...	...	–	–	9	1	–
611	20	20	–	40	–	5	–	5	–	5	–	5.0	9300	20	–	–	–	–	–	–	–	–	–	–
614	11	–	–	18	18	6	–	6	–	3	...	...	...	–	1	...	...	...	–	...	...	...	...	...
615	30	–	–	57	–	7	–	7	–	5	–	5.4	8300	–	1	...	...	...	–	1	1	–	–	–
616	70	14	–	50	7	20	–	20	–	16	–	5.2	7800	13	1	...	...	...	...	2	2	2	–	–
617	68	50	–	50	–	22	–	22	–	13	–	5.0	7300	54	3	...	...	...	...	4	4	–	3	–
618	32	13	–	56	3	13	–	13	–	3	...	...	...	...	3	...	...	...	...	2	2	–	–	–
2	3045	–	–	42	5	937	–	867	50	779	–	6.9	27600	–	80	–	5.5	146	1	22	22	47	33	4
101	165	–	–	37	10	98	–	33	50	48	–	6.5	23100	–	7	–	5.4	304	–	–	–	7	5	–
102	3	...	...	...	...	1	...	...	...	...	...	...	...	...	...	...	...	...	...	...	...	...	...	...
104	5	–	–	60	–	2	...	...	...	...	...	...	...	–	...	...	...	...	–	...	...	...	...	...
105	7	–	–	29	43	3	...	...	...	...	...	...	...	–	...	...	...	...	–	...	...	...	...	...
106	4	...	...	...	...	3	...	...	...	...	...	...	...	...	...	...	...	...	...	...	...	...	...	...
107	10	–	–	30	20	3	...	...	...	...	...	...	...	–	...	...	...	...	–	...	...	...	...	...
108	37	–	–	43	11	14	–	13	–	6	–	5.2	6700	–	5	–	4.6	65	–	2	2	2	1	1

[Data exclude vacant seasonal and vacant migratory housing units. For minimum base for derived figures (percent, average, etc.) and meaning of symbols, see text]

Blocks Within Census Tracts	Total population	Percent of total population: Negro	In group quarters	Under 18 years	62 years and over	Year-round housing units: Total	Lacking some or all plumbing facilities	Units in—: One-unit structures	Structures of 10 or more units	Occupied housing units: Owner: Total	Lacking some or all plumbing facilities	Average number of rooms	Average value (dollars)	Percent Negro	Renter: Total	Lacking some or all plumbing facilities	Average number of rooms	Average contract rent (dollars)	Percent Negro	1.01 or more persons per room: Total	With all plumbing facilities	One-person households	With female head of family	With roomers, boarders, or lodgers
109	46	–	–	37	–	15	–	14	–	13	–	6.2	16000	–	2	...	...	...	–	1	1	1	–	–
110	63	–	–	44	2	17	–	17	–	15	–	5.9	17200	–	1	...	...	...	–	2	2	1	1	–
111#	130	–	–	51	5	39	–	39	–	23	–	5.3	8900	–	10	–	4.9	69	–	5	5	4	–	–
112	17	29	–	47	12	6	–	6	–	2	...	...	...	...	3	...	...	...	...	1	1	1	–	–
113	4	...	...	...	...	3	...	...	...	...	...	...	...	...	...	...	...	...	...	...	...	...	...	...
114	11	–	–	55	–	3	...	...	...	...	...	...	...	–	...	...	...	...	–	...	...	...	...	...
115	13	–	–	31	8	4	...	...	...	...	...	...	...	–	...	...	...	...	–	...	...	...	...	...
116	15	–	–	47	–	4	...	...	...	...	...	...	...	–	...	...	...	...	–	...	...	...	...	...
117	18	–	–	28	–	7	–	5	–	3	...	...	...	–	3	...	...	...	–	–	–	2	–	–
118	2	...	...	...	...	2	...	...	...	...	...	...	...	...	...	...	...	...	...	...	...	...	...	...
119	16	–	–	44	6	6	–	6	–	4	...	...	...	–	1	...	...	...	–	1	1	2	1	–
201	1	...	...	...	...	1	...	...	...	...	...	...	...	...	...	...	...	...	...	...	...	...	...	...
202	5	–	–	60	–	1	...	...	...	...	...	...	...	–	...	...	...	...	–	...	...	...	...	...
203	5	–	–	–	20	4	...	...	...	...	...	...	...	–	...	...	...	...	–	...	...	...	...	...
206	81	–	–	32	1	28	–	28	–	26	–	6.2	21900	–	1	...	...	...	–	–	–	3	–	–
209	46	–	–	35	2	13	–	13	–	11	–	6.5	19900	–	2	...	...	...	–	–	–	–	–	–
210	85	–	–	42	6	21	–	21	–	21	–	6.5	21600	–	–	–	–	–	–	3	3	1	1	–
211	20	–	–	40	10	6	–	6	–	6	–	7.8	33800	–	–	–	–	–	–	–	–	–	1	–
212	13	–	–	31	–	6	–	6	–	4	...	...	...	–	1	...	...	...	–	–	–	–	1	–
213	40	–	–	40	5	12	–	12	–	11	–	6.3	20800	–	–	–	–	–	–	–	–	–	2	–
214	42	–	–	43	5	11	–	11	–	9	–	6.3	21100	–	1	...	...	...	–	2	2	–	–	–
215	12	–	–	42	–	3	...	...	...	...	...	...	...	–	...	...	...	...	–	...	...	...	...	...
216	24	–	–	42	8	6	–	6	–	5	–	7.4	22300	–	1	...	...	...	–	–	–	–	1	–
217	35	–	–	34	–	10	–	10	–	9	–	6.1	19900	–	1	...	...	...	–	–	–	–	–	–
218	35	–	–	43	3	10	–	10	–	10	–	6.1	19900	–	–	–	–	–	–	–	–	–	–	–
220	13	–	–	23	8	5	–	5	–	3	...	...	...	–	2	...	...	...	–	–	–	1	–	–
301	88	–	–	49	–	23	–	23	–	20	–	6.6	21300	–	2	...	...	...	–	1	1	1	–	1
302	62	–	–	44	–	17	–	17	–	14	–	6.4	21400	–	3	...	...	...	–	1	1	–	–	–
303	74	–	–	39	3	20	–	20	–	16	–	7.7	36600	–	3	...	...	...	–	1	1	1	–	–
305	46	–	–	33	4	15	–	15	–	13	–	7.1	32800	–	–	–	–	–	–	–	–	–	–	–
306	27	–	–	41	11	8	–	8	–	8	–	8.0	49100	–	–	–	–	–	–	–	–	–	–	–
307	55	–	–	49	–	13	–	13	–	13	–	8.8	46300	–	–	–	–	–	–	–	–	–	–	–
308	57	–	–	44	2	16	–	16	–	16	–	7.6	37900	–	–	–	–	–	–	–	–	–	1	1
309	69	–	–	32	4	22	–	22	–	22	–	7.3	32400	–	–	–	–	–	–	–	–	–	–	–
310	11	–	–	18	27	5	–	5	–	5	–	7.2	27300	–	–	–	–	–	–	–	–	1	–	–
311	38	–	–	50	–	9	–	9	–	9	–	7.3	23400	–	–	–	–	–	–	–	–	1	–	–
312	53	–	–	34	11	18	–	18	–	17	–	7.1	29600	–	–	–	–	–	–	–	–	–	1	–
313	20	–	–	35	10	7	–	7	–	7	–	5.4	20500	–	–	–	–	–	–	1	1	1	–	–
314	6	–	–	–	33	3	...	...	...	...	...	...	...	–	...	...	...	...	–	...	...	...	...	...
315	22	–	–	41	14	8	–	8	–	7	–	7.3	33900	–	–	–	–	–	–	–	–	–	3	–
316	22	–	–	41	9	7	–	7	–	7	–	6.1	20200	–	–	–	–	–	–	–	–	1	–	–
317	43	–	–	35	–	13	–	13	–	13	–	6.5	21300	–	–	–	–	–	–	–	–	1	–	–
318	14	–	–	43	–	4	...	...	...	...	...	...	...	–	...	...	...	...	–	...	...	...	...	...
319	39	–	–	28	10	12	–	12	–	12	–	7.9	43100	–	–	–	–	–	–	–	–	–	–	–
320	44	–	–	43	2	14	–	14	–	12	–	6.8	22200	–	1	...	...	...	–	–	–	1	–	–
401	50	–	–	42	4	14	–	14	–	14	–	6.6	20400	–	–	–	–	–	–	–	–	–	–	–
402	43	–	–	35	2	14	–	14	–	12	–	8.0	40200	–	1	...	...	...	–	–	–	–	1	–
403	21	–	–	52	5	5	–	5	–	5	–	10.0	60000	–	–	–	–	–	–	–	–	–	–	–
404	18	–	–	28	22	8	–	8	–	8	–	7.9	54100	–	–	–	–	–	–	–	–	1	2	1
405	20	–	–	35	30	7	–	7	–	7	–	8.1	60000	–	–	–	–	–	–	–	–	1	–	–
406	15	–	–	13	33	7	–	7	–	7	–	8.6	57500	–	–	–	–	–	–	–	–	1	–	–
407	51	–	–	51	2	14	–	14	–	12	–	7.5	36100	–	2	...	...	...	–	–	–	2	1	–
408	46	–	–	39	2	14	–	14	–	13	–	6.5	21600	–	1	...	...	...	–	–	–	–	2	–
409	42	–	–	48	2	10	–	10	–	9	–	7.3	27100	–	1	...	...	...	–	–	–	–	–	–
410	38	–	–	37	–	11	–	11	–	11	–	7.5	36600	–	–	–	–	–	–	–	–	–	–	–
411	49	–	–	51	–	12	–	12	–	12	–	7.4	35000	–	–	–	–	–	–	–	–	1	1	–
412	20	–	–	50	–	5	–	5	–	5	–	8.0	53000	–	–	–	–	–	–	–	–	–	–	–
413	239	–	–	46	2	63	–	63	–	58	–	7.2	27600	–	4	...	...	...	–	–	–	1	1	–
414	60	–	–	42	5	17	–	17	–	16	–	6.6	25000	–	–	–	–	–	–	–	–	–	1	–
415	82	–	–	46	5	20	–	20	–	18	–	6.6	22900	–	2	...	...	...	–	–	–	–	–	–
416	81	–	–	47	4	21	–	21	–	17	–	6.4	22100	–	4	...	...	...	–	–	–	1	–	–
417	68	–	–	44	4	20	–	20	–	17	–	6.9	22700	–	2	...	...	...	–	–	–	–	1	–
418	61	–	–	51	–	14	–	14	–	14	–	6.4	21300	–	–	–	–	–	–	1	1	–	–	–
419	133	1	–	43	2	36	–	36	–	35	–	7.9	36300	–	–	–	–	–	–	–	–	1	1	–
420	95	–	–	53	1	24	–	24	–	22	–	7.7	40700	–	1	...	...	...	–	–	–	1	3	–
3	10642	–	–	45	2	2840	3	2764	44	2595	1	6.7	25000	–	185	1	5.6	186	1	39	39	49	69	8
101	57	–	–	42	–	16	–	16	–	15	–	6.9	31300	–	1	...	...	...	–	–	–	–	1	–
102	52	–	–	44	–	15	–	15	–	14	–	6.4	24100	–	–	–	–	–	–	–	–	–	1	–
106	12	–	–	33	8	4	...	...	...	...	...	...	...	–	...	...	...	...	–	...	...	...	...	...
107	92	–	–	49	–	24	–	24	–	23	–	6.2	22700	–	1	...	...	...	–	–	–	–	1	–
124	24	–	–	54	–	5	–	5	–	5	–	7.2	28500	–	–	–	–	–	–	–	–	–	–	–
201	12	–	–	50	17	3	...	...	...	...	...	...	...	–	...	...	...	...	–	...	...	...	...	...
203	21	–	–	52	–	5	–	5	–	4	...	...	...	–	1	...	...	...	–	–	–	–	–	–
204	63	–	–	51	–	15	–	15	–	15	–	7.7	32800	–	–	–	–	–	–	–	–	–	–	1
205	15	–	–	60	–	3	...	...	...	...	...	...	...	–	...	...	...	...	–	...	...	...	...	...
206	46	–	–	48	–	11	–	11	–	11	–	7.9	30000	–	–	–	–	–	–	–	–	–	–	–
207	97	–	–	49	1	24	–	24	–	24	–	7.7	28800	–	–	–	–	–	–	1	1	–	–	–
208	41	–	–	49	2	10	–	10	–	9	–	6.9	29700	–	1	...	...	...	–	–	–	–	–	–
209	36	–	–	58	–	7	–	7	–	7	–	6.9	31800	–	–	–	–	–	–	1	1	–	–	–
210	204	–	–	51	1	48	–	48	–	48	–	7.4	31400	–	–	–	–	–	–	1	1	–	1	–
211	124	–	–	48	–	29	–	29	–	28	–	7.5	31300	–	–	–	–	–	–	–	–	–	–	–
212	106	–	–	51	1	25	–	25	–	25	–	7.6	30700	–	–	–	–	–	–	–	–	–	1	–
213	130	–	–	52	1	30	–	30	–	29	–	7.6	31400	–	–	–	–	–	–	–	–	–	–	–
214	110	–	–	54	1	24	–	24	–	24	–	8.1	30200	–	–	–	–	–	–	–	–	–	–	–
215	137	–	–	57	–	29	–	29	–	29	–	8.4	36900	–	–	–	–	–	–	1	1	–	–	–
216	133	–	–	47	–	34	–	34	–	34	–	6.4	21600	–	–	–	–	–	–	–	–	–	–	–
217	16	–	–	63	–	3	...	...	...	...	...	...	...	–	...	...	...	...	–	...	...	...	...	...
218	36	–	–	33	–	11	–	11	–	11	–	6.5	21800	–	–	–	–	–	–	–	–	–	–	–

[Data exclude vacant seasonal and vacant migratory housing units. For minimum base for derived figures (percent, average, etc.) and meaning of symbols, see text]

Blocks Within Census Tracts	Total population	Percent of total population: Negro	In group quarters	Under 18 years	62 years and over	Year-round housing units: Total	Lacking some or all plumbing facilities	Units in—: One-unit structures	Structures of 10 or more units	Occupied housing units: Owner: Total	Lacking some or all plumbing facilities	Average number of rooms	Average value (dollars)	Percent Negro	Renter: Total	Lacking some or all plumbing facilities	Average number of rooms	Average contract rent (dollars)	Percent Negro	1.01 or more persons per room: Total	With all plumbing facilities	One-person households	With female head of family	With roomers, boarders, or lodgers
219	50	–	–	44	–	14	–	14	–	12	–	6.3	21500	–	1	...	...	...	–	–	–	–	–	–
220	41	–	–	54	–	9	–	9	–	9	–	7.2	23300	–	–	–	–	–	–	–	–	–	–	–
221	54	–	–	46	2	14	–	14	–	14	–	7.3	28900	–	–	–	–	–	–	–	–	–	–	–
222	105	–	–	48	–	27	–	27	–	26	–	7.3	30100	–	1	...	...	...	–	–	–	–	–	–
223	134	–	–	47	1	36	–	36	–	36	–	6.9	28000	–	–	–	–	–	–	–	–	–	1	–
224	60	–	–	40	2	17	–	17	–	17	–	6.5	22500	–	–	–	–	–	–	–	–	–	–	–
225	145	–	–	46	2	36	–	36	–	34	–	6.1	20800	–	2	...	...	...	–	–	–	1	1	–
301	134	–	–	44	2	36	–	36	–	33	–	6.1	20500	–	2	...	...	...	–	–	–	–	1	1
302	98	–	–	40	3	28	–	28	–	28	–	7.0	28500	–	–	–	–	–	–	–	–	–	–	–
303	103	–	–	50	2	26	–	26	–	26	–	7.2	26300	–	–	–	–	–	–	1	1	3	–	–
304	55	–	–	49	–	15	–	15	–	13	–	6.4	22300	–	1	...	...	...	–	1	1	–	–	–
305	60	–	–	52	–	15	–	15	–	12	–	6.4	21300	–	3	...	...	...	–	–	–	2	–	–
306	47	–	–	43	4	13	–	13	–	13	–	6.2	20600	–	–	–	–	–	–	–	–	–	–	–
307	50	–	–	46	2	14	–	14	–	11	–	6.4	20600	–	2	...	...	...	–	–	–	–	–	–
308	125	–	–	52	2	28	–	28	–	26	–	7.0	26500	–	2	...	...	...	–	1	1	–	–	–
309	100	–	–	43	6	26	–	26	–	24	–	6.8	26000	–	2	...	...	...	–	1	1	–	1	–
310	129	–	–	43	2	35	–	35	–	31	–	6.2	19400	–	2	...	...	...	–	–	–	–	1	–
311	108	–	–	36	2	32	–	32	–	27	–	6.0	20400	–	5	–	6.2	...	–	–	–	–	1	–
312	25	–	–	44	8	7	–	7	–	7	–	6.3	17900	–	–	–	–	–	–	–	–	–	1	–
313	109	–	–	44	2	28	–	28	–	27	–	6.9	25300	–	–	–	–	–	–	–	–	–	1	–
314	102	–	–	43	2	28	–	28	–	27	–	6.7	24700	–	1	...	...	...	–	–	–	2	–	–
315	49	–	–	43	–	13	–	13	–	13	–	6.5	22000	–	–	–	–	–	–	–	–	–	–	–
316	60	–	–	50	3	14	–	14	–	13	–	6.8	22800	–	1	...	...	...	–	–	–	–	–	–
317	50	–	–	38	2	14	–	14	–	13	–	6.4	21400	–	1	...	...	...	–	–	–	–	1	–
318	53	–	–	49	–	15	–	15	–	14	–	6.1	22200	–	–	–	–	–	–	–	–	–	–	–
319	47	–	–	38	11	14	–	14	–	14	–	6.4	22800	–	–	–	–	–	–	–	–	1	1	–
320	48	–	–	40	6	14	–	14	–	13	–	6.7	23800	–	–	–	–	–	–	–	–	1	–	–
321	53	–	–	38	2	14	–	14	–	14	–	6.4	22900	–	–	–	–	–	–	–	–	–	–	–
324	48	–	–	40	2	13	–	13	–	12	–	6.3	21900	–	1	...	...	...	–	–	–	–	–	–
401	51	–	–	47	–	14	–	14	–	14	–	6.4	22200	–	–	–	–	–	–	–	–	1	–	–
402	29	–	–	31	17	11	–	11	–	9	–	7.1	26000	–	1	...	...	...	–	–	–	2	–	–
403	45	–	–	44	4	12	–	12	–	8	–	6.9	24800	–	3	...	...	...	–	–	–	–	–	–
404	36	–	–	50	–	9	–	9	–	7	–	6.4	26800	–	2	...	...	...	–	–	–	–	1	–
405	29	–	–	45	–	7	–	7	–	6	–	6.2	23300	–	1	...	...	...	–	1	1	–	–	–
406	50	–	–	56	–	11	–	11	–	11	–	6.7	24500	–	–	–	–	–	–	2	2	–	–	–
407	25	–	–	40	4	7	–	7	–	7	–	6.0	21400	–	–	–	–	–	–	–	–	–	1	–
408	8	–	–	50	–	4	...	...	...	...	...	...	...	–	...	...	...	...	–	...	...	...	...	...
409	10	–	–	30	20	3	...	...	...	...	...	...	...	–	...	...	...	...	–	...	...	...	...	...
410	30	–	–	30	3	10	–	10	–	9	–	5.8	19100	–	1	...	...	...	–	–	–	–	–	–
411	45	–	–	33	–	15	–	15	–	14	–	5.7	18800	–	–	–	–	–	–	1	1	–	–	–
412	35	–	–	37	–	9	–	9	–	8	–	7.8	38400	–	1	...	...	...	–	–	–	–	–	–
413	15	–	–	33	–	4	...	...	...	...	...	...	...	–	...	...	...	...	–	...	...	...	...	...
414	37	–	–	43	8	11	–	11	–	11	–	6.2	17800	–	–	–	–	–	–	–	–	1	–	–
415	22	–	–	46	–	6	–	6	–	6	–	6.3	23100	–	–	–	–	–	–	1	1	–	–	–
416	85	–	–	45	–	24	–	24	–	22	–	5.9	19900	–	2	...	...	...	–	–	–	–	1	–
417	79	–	–	46	8	20	–	20	–	20	–	7.1	26900	–	–	–	–	–	–	–	–	1	–	–
418	37	–	–	41	–	11	–	11	–	11	–	7.2	25900	–	–	–	–	–	–	–	–	–	–	–
419	30	–	–	40	–	8	–	8	–	7	–	7.0	28900	–	1	...	...	...	–	–	–	–	–	–
420	61	–	–	44	3	14	–	14	–	14	–	6.7	26300	–	–	–	–	–	–	–	–	–	–	–
421	60	–	–	48	5	15	–	15	–	15	–	7.2	28000	–	–	–	–	–	–	1	1	–	–	–
422	73	–	–	38	3	20	–	20	–	18	–	7.3	32200	–	1	...	...	...	–	–	–	–	–	–
423	66	–	–	35	11	21	–	21	–	20	–	6.6	25900	–	1	...	...	...	–	–	–	1	3	–
424	44	–	–	39	2	15	–	15	–	12	–	7.6	25600	–	1	...	...	...	–	–	–	–	–	–
425	62	–	–	47	3	14	–	14	–	14	–	6.9	28200	–	–	–	–	–	–	–	–	–	–	–
501	56	–	–	46	2	14	–	14	–	14	–	7.6	27700	–	–	–	–	–	–	–	–	–	–	–
502	33	–	–	33	–	11	–	11	–	11	–	7.4	32500	–	–	–	–	–	–	–	–	–	–	–
503	50	–	–	52	–	11	–	11	–	11	–	8.1	32300	–	–	–	–	–	–	–	–	–	–	1
505	38	–	–	58	–	8	–	8	–	7	–	7.0	21600	–	1	...	...	...	–	–	–	–	–	–
506	50	–	–	50	–	11	–	11	–	11	–	7.0	27300	–	–	–	–	–	–	–	–	–	–	–
507	35	–	–	40	–	10	–	10	–	10	–	6.7	24800	–	–	–	–	–	–	–	–	–	–	–
508	31	–	–	45	7	9	1	9	–	7	–	7.0	23000	–	1	...	...	...	–	–	–	–	–	–
509	71	–	–	44	4	20	–	20	–	18	–	6.5	20900	–	2	...	...	...	–	1	1	1	2	–
510	38	–	–	47	5	9	–	9	–	8	–	6.8	26100	–	1	...	...	...	–	–	–	–	–	–
511	19	–	–	47	–	6	–	6	–	5	–	7.4	30300	–	–	–	–	–	–	–	–	–	1	–
512	23	–	–	35	13	7	–	7	–	7	–	8.0	49300	–	–	–	–	–	–	–	–	–	–	–
513	22	–	–	50	–	6	–	6	–	5	–	8.6	50500	–	–	–	–	–	–	–	–	–	–	–
514	77	–	–	44	10	20	–	20	–	18	–	7.1	28600	–	2	...	...	...	–	–	–	–	–	–
515	82	–	–	45	2	20	–	20	–	19	–	7.4	30900	–	1	...	...	...	–	1	1	–	1	–
516	78	–	–	41	1	22	–	22	–	20	–	6.2	24600	–	2	...	...	...	–	–	–	–	–	–
517	93	–	–	42	5	24	–	24	–	22	–	6.7	21100	–	2	...	...	...	–	1	1	–	1	–
518	23	–	–	52	–	5	–	5	–	5	–	9.0	48000	–	–	–	–	–	–	–	–	–	–	–
519	21	–	–	33	5	7	–	7	–	5	–	6.2	22000	–	2	...	...	...	–	–	–	–	–	–
520	98	–	–	46	3	25	–	25	–	23	–	6.1	21300	–	1	...	...	...	–	1	1	–	1	–
521	92	–	–	46	–	22	–	22	–	19	–	6.0	18400	–	3	...	...	...	–	2	2	–	2	–
522	43	–	–	44	–	11	–	11	–	11	–	6.4	21500	–	–	–	–	–	–	–	–	–	–	–
523	15	–	–	47	–	4	...	...	...	...	...	...	...	–	...	...	...	...	–	...	...	...	...	...
524	41	–	–	44	7	11	–	11	–	7	–	5.6	14500	–	3	...	...	...	–	2	2	–	–	–
525	100	–	–	48	6	24	–	24	–	22	–	8.0	33800	–	1	...	...	...	–	–	–	1	1	–
526	57	–	–	51	2	13	–	13	–	13	–	7.7	35200	–	–	–	–	–	–	–	–	–	1	–
601	30	–	–	40	–	8	–	8	–	8	–	7.9	37800	–	–	–	–	–	–	–	–	–	–	–
602	89	–	–	46	2	22	–	22	–	22	–	8.1	48500	–	–	–	–	–	–	–	–	1	2	–
603	71	–	–	48	6	18	–	18	–	17	–	7.7	33800	–	–	–	–	–	–	1	1	–	–	–
604	225	–	–	43	4	57	–	57	–	56	–	7.5	31700	–	1	...	...	...	–	2	2	–	1	–
605	15	–	–	47	7	3	...	...	...	...	...	...	...	–	...	...	...	...	–	...	...	...	...	...
606	52	–	–	35	4	16	–	16	–	15	–	7.2	32000	–	–	–	–	–	–	–	–	–	–	–
607	57	–	–	35	4	18	–	18	–	16	–	6.5	26700	–	2	...	...	...	–	–	–	–	–	–
608	60	–	–	35	10	18	–	18	–	18	–	6.1	24200	–	–	–	–	–	–	–	–	1	1	–
609	143	–	–	47	5	39	–	39	–	36	–	8.3	45000	–	–	–	–	–	–	–	–	2	–	–
610	60	–	–	47	–	15	–	15	–	14	–	6.0	18800	–	1	...	...	...	–	–	–	–	–	–
611	36	–	–	36	–	11	–	11	–	11	–	5.9	18800	–	–	–	–	–	–	–	–	–	–	–

[Data exclude vacant seasonal and vacant migratory housing units. For minimum base for derived figures (percent, average, etc.) and meaning of symbols, see text]

Blocks Within Census Tracts	Total population	Percent of total population: Negro	Percent of total population: In group quarters	Percent of total population: Under 18 years	Percent of total population: 62 years and over	Year-round housing units: Total	Year-round housing units: Lacking some or all plumbing facilities	Year-round housing units: Units in — One-unit structures	Year-round housing units: Units in — Structures of 10 or more units	Occupied housing units: Owner: Total	Owner: Lacking some or all plumbing facilities	Owner: Average number of rooms	Owner: Average value (dollars)	Owner: Percent Negro	Occupied housing units: Renter: Total	Renter: Lacking some or all plumbing facilities	Renter: Average number of rooms	Renter: Average contract rent (dollars)	Renter: Percent Negro	1.01 or more persons per room: Total	1.01 or more persons per room: With all plumbing facilities	One-person households	With female head of family	With roomers, boarders, or lodgers
612	49	–	–	39	10	15	–	14	–	15	–	5.8	20500	–	–	–	–	–	–	–	–	1	1	1
613	52	–	–	42	2	15	–	15	–	14	–	6.1	19000	–	1	...	...	...	–	–	–	1	–	–
614	18	–	–	28	–	6	–	6	–	6	–	6.3	18300	–	–	–	–	–	–	–	–	–	–	–
615	51	–	–	45	2	14	–	14	–	13	–	6.2	23100	–	1	...	...	...	–	1	1	1	–	–
616	198	–	–	44	–	52	–	52	–	51	–	6.8	23100	–	–	–	–	–	–	–	–	1	1	–
617	59	–	–	49	7	14	–	14	–	12	–	6.9	23300	–	1	...	...	...	–	1	1	1	1	–
618	64	–	–	42	5	16	–	16	–	13	–	6.2	19800	–	2	...	...	...	–	1	1	–	–	–
619	125	–	–	44	2	32	–	32	–	29	–	5.9	17700	–	3	...	...	...	–	1	1	1	1	–
620	91	–	–	40	1	30	–	30	–	25	–	5.9	16700	–	2	...	...	...	–	–	–	–	3	–
621	55	–	–	44	–	18	–	18	–	16	–	5.9	17500	–	–	–	–	–	–	–	–	–	2	–
622	53	–	–	32	4	17	–	17	–	16	–	5.6	15400	–	1	...	...	...	–	–	–	–	–	–
623	66	–	–	44	–	17	–	17	–	17	–	5.8	14700	–	–	–	–	–	–	1	1	–	1	–
624	3	...	...	...	...	1	...	...	...	...	...	...	...	...	...	...	...	...	...	...	...	...	...	...
625	4	...	...	...	...	2	...	...	...	...	...	...	...	...	...	...	...	...	...	...	...	...	...	...
701	14	–	–	43	7	4	...	...	...	...	...	...	...	–	...	...	...	...	–	...	...	...	...	...
702	28	–	–	50	–	7	–	7	–	7	–	6.7	21400	–	–	–	–	–	–	–	–	–	–	–
703	33	–	–	36	3	9	–	9	–	9	–	6.0	20400	–	–	–	–	–	–	–	–	–	–	–
704	34	–	–	35	–	10	–	10	–	10	–	5.8	18300	–	–	–	–	–	–	1	1	–	–	–
705	156	–	–	34	–	69	–	2	43	6	–	4.5	–	–	56	–	4.1	172	–	1	1	13	10	–
706	47	–	–	45	–	13	–	13	–	12	–	6.7	20800	–	–	–	–	–	–	–	–	–	–	–
707	6	–	–	67	–	1	...	...	...	...	...	...	...	–	...	...	...	...	–	...	...	...	...	...
708	60	–	–	38	–	16	–	16	–	14	–	6.3	20000	–	2	...	...	...	–	–	–	1	–	–
709	46	–	–	33	2	13	–	13	–	11	–	6.3	16900	–	2	...	...	...	–	–	–	–	1	–
710	69	–	–	41	–	19	–	19	–	16	–	6.2	17700	–	3	...	...	...	–	–	–	–	1	1
711	58	–	–	47	–	13	–	13	–	12	–	7.0	22200	–	1	...	...	...	–	–	–	–	–	–
712	88	–	–	52	–	20	–	20	–	18	–	7.0	22900	–	2	...	...	...	–	1	1	–	1	–
713	113	–	–	49	3	27	–	27	–	25	–	6.8	24200	–	2	...	...	...	–	–	–	1	2	2
715	41	–	–	61	–	8	–	8	–	8	–	8.4	25300	–	–	–	–	–	–	–	–	–	–	–
716	74	–	–	50	–	18	–	18	–	15	–	8.1	26800	–	2	...	...	...	–	–	–	–	–	–
717	68	–	–	44	–	19	–	19	–	16	–	6.1	18800	–	2	...	...	...	–	–	–	–	–	–
718	23	–	–	39	–	7	–	7	–	7	–	5.9	20000	–	–	–	–	–	–	–	–	–	–	–
719	102	–	–	39	2	28	–	28	–	28	–	5.9	18800	–	–	–	–	–	–	1	1	–	1	–
720	122	–	–	42	–	34	–	33	–	31	–	5.9	19500	–	2	...	...	...	–	–	–	–	1	–
721	107	–	–	36	–	32	–	32	–	30	–	5.9	21100	–	2	...	...	...	–	–	–	–	1	–
722	138	–	–	38	1	39	–	39	–	39	–	6.2	20100	–	–	–	–	–	–	–	–	–	1	1
723	29	–	–	41	–	8	–	8	–	8	–	6.3	19200	–	–	–	–	–	–	–	–	1	–	–
801	119	–	–	45	1	32	–	32	–	32	–	6.4	20100	–	–	–	–	–	–	1	1	–	–	–
802	42	–	–	43	2	12	–	12	–	12	–	6.0	20300	–	–	–	–	–	–	–	–	–	–	–
803	68	–	–	43	2	19	1	19	–	18	1	6.2	22300	–	–	–	–	–	–	1	1	1	–	–
804	43	–	–	51	–	10	–	10	–	10	–	5.9	21100	–	–	–	–	–	–	–	–	–	–	–
805	96	–	–	45	–	25	–	25	–	25	–	6.3	22600	–	–	–	–	–	–	–	–	–	–	–
806	28	–	–	50	–	8	–	8	–	7	–	6.7	23600	–	–	–	–	–	–	–	–	–	–	–
807	125	1	–	39	2	35	–	35	–	31	–	6.6	26900	–	4	...	...	...	...	1	1	1	–	–
808#	20	–	–	20	–	10	–	5	–	3	...	...	...	–	5	–	5.4	245	–	–	–	–	–	–
809	2	...	...	...	...	1	...	...	...	...	...	...	...	...	...	...	...	...	...	...	...	...	...	...
811	35	–	–	46	–	9	–	9	–	8	–	6.9	23400	–	1	...	...	...	–	–	–	–	–	–
812	60	–	–	42	3	19	–	19	–	14	–	5.5	20100	–	3	...	...	...	–	–	–	–	1	–
813	30	–	–	43	–	8	1	7	–	6	–	6.2	25600	–	2	...	...	...	–	–	–	–	–	–
814	105	–	–	49	1	27	–	27	–	25	–	6.4	21300	–	2	...	...	...	–	–	–	–	1	–
815	118	–	–	48	3	28	–	28	–	26	–	7.7	28300	–	2	...	...	...	–	–	–	1	2	–
816	190	–	–	49	1	47	–	47	–	42	–	7.4	26300	–	4	...	...	...	–	–	–	–	1	–
817	49	–	–	41	–	15	–	15	–	14	–	6.6	19600	–	–	–	–	–	–	–	–	–	–	–
818	36	–	–	42	6	10	–	10	–	9	–	6.3	21300	–	1	...	...	...	–	–	–	–	–	–
819	104	–	–	42	2	30	–	30	–	29	–	6.3	21000	–	–	–	–	–	–	1	1	–	–	–
821	34	–	–	38	–	12	–	11	1	10	–	5.4	21000	–	1	...	...	...	–	–	–	1	–	–
4	5071	–	–	40	4	1644	5	1361	209	1134	3	5.5	15500	–	370	1	4.5	161	–	64	64	117	90	6
101	190	–	–	21	15	101	2	6	88	–	–	–	–	–	87	1	4.1	180	–	2	2	20	12	1
102	8	–	–	–	25	4	...	...	...	...	...	...	...	–	...	...	...	...	–	...	...	...	...	...
103	16	–	–	38	–	3	...	...	...	...	...	...	...	–	...	...	...	...	–	...	...	...	...	...
104	23	–	–	52	4	5	–	5	–	5	–	7.2	30300	–	–	–	–	–	–	–	–	–	–	–
105	26	–	–	35	4	8	–	8	–	7	–	6.9	21800	–	1	...	...	...	–	–	–	–	–	1
106	8	–	–	25	13	5	–	5	–	3	...	...	...	–	–	–	–	–	–	...	...	...	...	...
107	27	–	–	52	–	8	–	5	–	5	–	6.2	...	–	3	...	...	...	–	–	–	2	1	–
108	24	–	–	29	8	8	–	8	–	4	...	...	...	–	4	...	...	...	–	–	–	–	1	–
109	21	–	–	29	5	8	–	8	–	7	–	7.0	24600	–	1	...	...	...	–	–	–	1	–	–
110	11	–	–	27	–	3	...	...	...	...	...	...	...	–	...	...	...	...	–	...	...	...	...	...
112	13	–	–	39	–	4	...	...	...	...	...	...	...	–	...	...	...	...	–	...	...	...	...	...
113	14	–	–	21	7	6	–	6	–	5	–	6.4	18000	–	–	–	–	–	–	–	–	–	1	–
114	13	–	–	23	8	5	–	5	–	4	...	...	...	–	1	...	...	...	–	–	–	1	–	–
115	32	–	–	56	3	8	–	8	–	6	–	5.8	14600	–	1	...	...	...	–	–	–	–	1	–
116	136	–	–	16	19	71	1	5	21	42	1	3.9	...	–	28	–	3.4	180	–	2	2	28	1	–
117	29	–	–	38	17	10	–	10	–	8	–	5.8	19500	–	1	...	...	...	–	–	–	–	2	–
118	33	–	–	46	3	8	–	7	–	8	–	5.9	18200	–	–	–	–	–	–	–	–	–	–	–
119	35	–	–	46	–	10	–	10	–	9	–	5.6	18200	–	–	–	–	–	–	1	1	–	–	–
120	26	–	–	42	12	7	–	7	–	5	–	5.8	18300	–	1	...	...	...	–	–	–	–	–	–
201	24	–	–	42	–	7	–	7	–	6	–	5.7	17500	–	1	...	...	...	–	–	–	–	–	–
202	40	–	–	40	–	11	–	11	–	9	–	5.7	17400	–	2	...	...	...	–	–	–	–	–	–
203	52	–	–	37	4	16	–	16	–	13	–	5.8	18400	–	3	...	...	...	–	1	1	–	1	–
204	46	–	–	39	4	13	–	13	–	11	–	6.2	21600	–	2	...	...	...	–	1	1	–	–	–
205	20	–	–	35	–	6	–	6	–	5	–	6.8	17500	–	1	...	...	...	–	–	–	1	–	–
206	3	...	...	...	...	1	...	...	...	...	...	...	...	...	...	...	...	...	...	...	...	...	...	...
207	87	–	–	44	2	23	–	23	–	15	–	5.4	14300	–	8	–	5.4	140	–	1	1	–	–	–
208	35	–	–	37	3	10	–	10	–	6	–	5.2	13300	–	4	...	...	...	–	–	–	–	1	–
211	74	–	–	38	5	25	–	25	–	18	–	5.2	13200	–	5	–	5.0	135	–	1	1	1	4	–
212	69	–	–	38	1	21	–	21	–	15	–	5.1	10900	–	4	...	...	...	–	–	–	–	2	–
213	28	–	–	32	–	9	–	9	–	7	–	5.6	15500	–	2	...	...	...	–	–	–	–	2	–
214	44	–	–	48	–	10	–	10	–	9	–	5.8	16300	–	1	...	...	...	–	1	1	–	–	–
215	47	–	–	45	11	13	–	13	–	9	–	5.6	15700	–	3	...	...	...	–	1	1	1	–	–

[Data exclude vacant seasonal and vacant migratory housing units. For minimum base for derived figures (percent, average, etc.) and meaning of symbols, see text]

Blocks Within Census Tracts	Total population	Percent of total population: Negro	In group quarters	Under 18 years	62 years and over	Year-round housing units: Total	Lacking some or all plumbing facilities	Units in—: One-unit structures	Structures of 10 or more units	Occupied housing units: Owner: Total	Lacking some or all plumbing facilities	Average number of rooms	Average value (dollars)	Percent Negro	Renter: Total	Lacking some or all plumbing facilities	Average number of rooms	Average contract rent (dollars)	Percent Negro	1.01 or more persons per room: Total	With all plumbing facilities	One-person households	With female head of family	With roomers, boarders, or lodgers
216	36	–	–	44	3	9	–	9	–	9	–	5.6	15400	–	–	–	–	–	–	1	1	–	–	–
217	47	–	–	51	2	11	–	11	–	10	–	5.9	15800	–	1	...	...	...	–	2	2	–	1	–
218	39	–	–	44	–	11	–	11	–	11	–	5.5	16600	–	–	–	–	–	–	–	–	–	–	–
219	50	–	–	46	2	13	–	13	–	11	–	6.1	15300	–	1	...	...	...	–	–	–	–	1	–
301#	77	–	–	44	5	22	–	22	–	15	–	6.1	16300	–	6	–	5.5	155	–	–	–	2	–	–
302	67	–	–	42	3	19	–	19	–	16	–	5.5	16500	–	3	...	...	...	–	2	2	–	2	–
303	78	–	–	40	5	24	–	24	–	22	–	5.2	15800	–	1	...	...	...	–	–	–	1	2	–
304	66	–	–	38	2	22	–	22	–	16	–	5.6	15500	–	3	...	...	...	–	–	–	–	1	–
305	57	–	–	35	2	21	–	21	–	19	–	5.4	16100	–	1	...	...	...	–	–	–	4	–	–
306	83	–	–	47	1	22	–	22	–	21	–	5.8	16300	–	1	...	...	...	–	2	2	–	1	–
307	84	–	–	45	5	23	–	23	–	19	–	5.7	16000	–	3	...	...	...	–	–	–	–	–	–
308	66	–	–	36	–	20	–	20	–	16	–	5.8	15900	–	2	...	...	...	–	–	–	–	–	–
309	63	–	–	30	13	24	–	24	–	19	–	5.3	13400	–	4	...	...	...	–	1	1	2	2	–
310	39	–	–	41	8	12	–	12	–	7	–	5.3	11600	–	4	...	...	...	–	–	–	1	–	–
311	18	–	–	56	–	4	...	...	...	...	...	...	...	–	...	...	...	...	–	...	...	...	...	...
312	38	–	–	34	5	12	–	12	–	11	–	5.4	14900	–	1	...	...	...	–	–	–	1	–	–
313	38	–	–	32	5	11	–	11	–	9	–	5.3	16000	–	2	...	...	...	–	–	–	–	–	–
314	29	–	–	35	–	11	–	11	–	10	–	5.8	15800	–	–	–	–	–	–	–	–	2	–	–
315	32	–	–	34	–	10	–	10	–	10	–	6.1	18400	–	–	–	–	–	–	–	–	–	1	–
401	24	–	–	50	4	6	–	6	–	6	–	6.0	22500	–	–	–	–	–	–	–	–	–	1	–
402	31	–	–	45	7	10	–	10	–	7	–	6.3	20900	–	2	...	...	...	–	–	–	1	1	–
403	79	–	–	42	5	22	–	22	–	22	–	6.1	25100	–	–	–	–	–	–	–	–	–	2	–
404	36	–	–	47	3	9	–	9	–	9	–	5.7	21300	–	–	–	–	–	–	–	–	–	1	–
405	49	–	–	39	–	17	–	17	–	13	–	5.8	21900	–	1	...	...	...	–	–	–	–	–	–
406	38	–	–	42	3	11	–	11	–	9	–	5.8	17200	–	1	...	...	...	–	–	–	–	–	–
407	42	–	–	48	–	10	–	10	–	10	–	5.7	16000	–	–	–	–	–	–	–	–	–	2	–
408	45	–	–	51	2	11	–	11	–	9	–	6.1	16100	–	1	...	...	...	–	–	–	–	–	–
410#	44	–	–	21	5	19	–	6	–	9	–	5.3	25500	–	8	–	4.9	269	–	–	–	–	2	–
412	108	–	–	44	4	30	–	30	–	25	–	5.6	14500	–	5	–	5.4	130	–	2	2	3	1	–
413	102	–	–	47	1	28	–	28	–	26	–	5.6	15200	–	1	...	...	...	–	1	1	–	3	–
414	99	–	–	34	2	30	–	30	–	27	–	5.5	15800	–	3	...	...	...	–	1	1	1	–	–
415	87	–	–	49	1	28	–	28	–	23	–	5.7	14100	–	–	–	–	–	–	1	1	1	2	–
416	91	–	–	42	–	27	–	27	–	25	–	5.4	14900	–	1	...	...	...	–	–	–	1	1	–
417	102	–	–	44	1	27	–	27	–	21	–	5.3	12900	–	5	–	5.4	143	–	3	3	2	–	–
418	87	–	–	31	3	36	–	15	20	9	–	5.1	12200	–	24	–	4.0	183	–	–	–	7	2	–
419	130	–	–	47	–	35	–	35	–	21	–	5.2	12000	–	13	–	5.5	109	–	3	3	–	3	1
420	203	–	–	32	1	88	–	6	80	1	...	...	...	–	78	–	4.1	172	–	4	4	20	4	–
501#	48	–	–	33	17	20	–	18	–	13	–	6.3	29300	–	5	–	4.0	89	–	–	–	2	2	–
502	75	–	–	40	13	26	–	26	–	22	–	5.9	20200	–	2	...	...	...	–	1	1	3	1	–
507	5	–	–	60	–	1	...	...	...	...	...	...	...	–	...	...	...	...	–	...	...	...	...	...
511	3	...	...	...	...	1	...	...	...	...	...	...	...	...	...	...	...	...	...	...	...	...	...	...
512	112	–	–	44	–	31	–	31	–	28	–	5.6	13200	–	2	...	...	...	–	–	–	–	2	–
513	19	–	–	47	–	5	–	5	–	5	–	5.4	12300	–	–	–	–	–	–	–	–	–	–	–
514	51	–	–	39	–	15	–	15	–	15	–	5.8	15300	–	–	–	–	–	–	1	1	–	–	–
515	97	–	–	45	–	28	–	28	–	24	–	5.4	12700	–	2	...	...	...	–	2	2	1	1	–
516	76	–	–	45	1	26	–	26	–	20	–	5.2	9900	–	–	–	–	–	–	1	1	–	–	–
517	78	–	–	44	–	27	–	27	–	18	–	5.3	10700	–	2	...	...	...	–	2	2	1	1	1
518	57	–	–	39	–	18	–	18	–	13	–	5.5	11800	–	4	...	...	...	–	1	1	2	1	1
523	4	...	...	...	...	1	...	...	...	...	...	...	...	...	...	...	...	...	...	...	...	...	...	...
601	67	–	–	43	–	19	–	19	–	18	–	5.6	12500	–	1	...	...	...	–	1	1	1	2	–
602	42	–	–	43	5	13	–	13	–	10	–	5.4	12300	–	2	...	...	...	–	2	2	1	3	–
603	76	–	–	43	4	19	–	19	–	19	–	5.3	12300	–	–	–	–	–	–	3	3	–	1	–
604	59	–	–	49	3	22	–	22	–	12	–	5.1	12100	–	3	...	...	...	–	–	–	–	2	–
605	105	–	–	41	3	35	–	35	–	26	–	5.4	11500	–	2	...	...	...	–	2	2	–	2	1
606	35	–	–	40	–	13	–	13	–	9	–	5.0	11300	–	2	...	...	...	–	–	–	1	–	–
607	58	–	–	45	–	25	–	25	–	16	–	5.0	11700	–	–	–	–	–	–	2	2	–	1	–
608	80	9	–	45	1	25	1	25	–	16	1	5.1	11300	6	2	...	...	...	...	4	4	–	1	–
609	97	–	–	53	–	28	–	28	–	23	–	5.2	11600	–	–	–	–	–	–	3	3	–	1	–
610	9	–	–	33	–	5	–	5	–	3	...	...	...	–	–	–	–	–	–	...	...	...	...	...
611	28	–	–	39	–	13	–	13	–	9	–	5.6	12400	–	–	–	–	–	–	1	1	1	1	–
612	29	–	–	52	–	10	–	10	–	7	–	5.3	12300	–	–	–	–	–	–	–	–	–	–	–
613	93	–	–	45	1	24	–	24	–	23	–	5.9	14000	–	–	–	–	–	–	2	2	–	1	–
614	10	–	–	70	–	2	...	...	...	...	...	...	...	–	...	...	...	...	–	...	...	...	...	...
5	4782	–	1	31	12	1923	1	1341	384	1057	–	6.0	20500	–	652	1	4.0	135	–	59	58	343	137	17
102	43	–	–	30	12	16	–	16	–	15	–	7.5	41800	–	–	–	–	–	–	–	–	3	1	–
103	19	–	–	16	16	8	–	8	–	8	–	7.3	42200	–	–	–	–	–	–	–	–	1	1	–
104	13	–	–	23	15	5	–	5	–	5	–	7.0	24800	–	–	–	–	–	–	–	–	–	–	–
105	13	–	–	39	–	5	–	5	–	3	...	...	...	–	2	...	...	...	–	–	–	1	1	–
106	45	–	–	31	4	15	–	15	–	13	–	6.1	19000	–	2	...	...	...	–	–	–	2	–	–
107	16	–	–	31	38	5	–	5	–	5	–	6.4	18000	–	–	–	–	–	–	–	–	1	–	–
108	38	–	–	29	13	14	–	13	–	10	–	6.0	14300	–	2	...	...	...	–	–	–	3	–	1
109	42	2	–	31	10	14	–	14	–	13	–	6.3	21300	–	–	–	–	–	–	1	1	1	2	–
110	32	–	–	50	13	9	–	7	–	6	–	6.7	17800	–	2	...	...	...	–	–	–	–	–	–
113	50	–	–	34	10	16	–	16	–	9	–	5.8	13500	–	7	–	5.0	116	–	–	–	1	–	–
114	38	–	–	45	8	10	–	8	–	7	–	6.9	19100	–	3	...	...	...	–	1	1	2	–	1
115	24	–	–	46	13	9	–	9	–	6	–	5.5	13300	–	2	...	...	...	–	–	–	2	1	–
116	29	–	–	31	10	13	–	10	–	9	–	6.0	15700	–	1	...	...	...	–	–	–	3	1	–
117	28	–	–	18	11	15	–	15	–	9	–	6.1	17600	–	4	...	...	...	–	–	–	5	–	–
118	25	–	–	16	24	13	–	13	–	12	–	5.0	11000	–	–	–	–	–	–	–	–	4	4	–
201	30	–	–	27	10	13	–	13	–	8	–	5.0	10600	–	3	...	...	...	–	1	1	2	2	–
202	26	–	–	19	4	11	–	10	–	10	–	5.5	10400	–	1	...	...	...	–	–	–	3	–	1
203	10	–	–	–	–	5	–	4	–	4	...	...	...	–	1	...	...	...	–	1	1	–	–	–
204	27	–	–	37	19	11	–	9	–	8	–	6.3	27100	–	2	...	...	...	–	–	–	3	–	–
205	25	–	–	16	12	12	–	12	–	12	–	5.8	14400	–	–	–	–	–	–	–	–	4	1	–
206	35	3	–	57	3	9	–	9	–	5	–	6.0	16300	–	3	...	...	...	...	2	2	1	1	–
207	24	–	–	33	17	8	–	8	–	7	–	6.6	21800	–	1	...	...	...	–	–	–	1	1	–
208	38	–	–	34	13	15	–	15	–	13	–	5.5	13400	–	2	...	...	...	–	–	–	4	2	1
210	17	–	–	24	18	8	–	7	–	2	...	...	...	–	5	–	4.0	...	–	–	–	2	1	–

[Data exclude vacant seasonal and vacant migratory housing units. For minimum base for derived figures (percent, average, etc.) and meaning of symbols, see text]

Blocks Within Census Tracts	Total population	Percent of total population				Year-round housing units				Occupied housing units													
								Units in—		Owner					Renter					1.01 or more persons per room				
	Total population	Negro	In group quarters	Under 18 years	62 years and over	Total	Lacking some or all plumbing facilities	One-unit structures	Structures of 10 or more units	Total	Lacking some or all plumbing facilities	Average number of rooms	Average value (dollars)	Percent Negro	Total	Lacking some or all plumbing facilities	Average number of rooms	Average contract rent (dollars)	Percent Negro	Total	With all plumbing facilities	One-person households	With female head of family	With roomers, boarders, or lodgers
211	21	–	–	19	10	8	–	8	–	8	–	7.0	19800	–	–	–	–	–	–	–	–	–	–	1
212	25	–	–	24	32	12	–	12	–	6	–	6.2	22900	–	4	...	...	...	–	1	1	1	1	–
213	21	–	–	38	14	9	–	9	–	7	–	7.6	33000	–	1	...	...	...	–	–	–	2	1	–
214	6	–	–	–	17	4	...	...	...	...	...	...	...	–	...	...	...	...	–	...	...	...	...	...
215	27	–	–	15	41	16	–	16	–	8	–	5.3	10600	–	6	–	3.3	70	–	–	–	7	2	1
216	36	–	–	42	6	15	–	8	–	3	...	...	...	–	9	–	3.9	83	–	1	1	4	3	–
217	16	–	–	25	13	4	...	...	...	...	...	...	...	–	...	...	...	...	–	...	...	...	...	...
218	13	–	–	31	15	9	–	5	–	5	–	5.6	...	–	1	...	...	...	–	–	–	3	1	–
219	18	–	–	22	28	7	–	7	–	7	–	6.9	28900	–	–	–	–	–	–	–	–	–	1	–
220	36	–	–	33	22	14	–	13	–	9	–	6.7	35700	–	5	–	4.8	143	–	–	–	3	1	–
221	46	–	–	50	7	10	–	10	–	8	–	6.3	14100	–	2	...	...	...	–	1	1	1	1	–
222	1	...	...	...	...	1	...	...	...	...	...	...	...	...	...	...	...	...	...	...	...	...	...	...
301	4	...	...	...	...	1	...	...	...	...	...	...	...	...	...	...	...	...	...	...	...	...	...	...
302	6	–	–	67	–	1	...	...	...	...	...	...	...	–	...	...	...	...	–	...	...	...	...	...
305	44	–	–	27	14	19	–	11	–	6	–	4.2	...	–	12	–	4.3	106	–	3	3	2	6	1
306	29	–	–	41	10	10	–	10	–	8	–	5.3	14400	–	2	...	...	...	–	1	1	3	–	–
307	352	–	17	15	22	252	–	12	233	6	–	5.0	12900	–	152	–	3.1	169	–	6	6	72	11	1
308	71	10	–	39	11	24	–	24	–	18	–	5.3	10100	6	2	...	...	...	...	5	5	2	2	–
309	64	–	–	47	8	20	–	20	–	15	–	6.1	14800	–	2	...	...	...	–	1	1	–	2	–
310#	61	–	–	46	5	20	–	18	–	11	–	6.1	19200	–	7	–	5.7	169	–	1	1	1	3	–
311	57	–	–	30	4	21	–	18	–	15	–	5.7	16300	–	4	...	...	...	–	–	–	–	–	–
312	48	–	–	27	2	19	–	17	–	12	–	5.3	14700	–	6	–	4.2	87	–	1	1	3	1	1
313	43	–	–	35	12	14	–	12	–	8	–	4.8	11600	–	6	–	4.8	77	–	3	3	3	1	–
314	45	–	–	24	16	23	–	4	17	2	...	...	...	–	20	–	3.7	145	–	–	–	10	4	–
315	9	–	–	44	11	3	...	...	...	...	...	...	...	–	...	...	...	...	–	...	...	...	...	...
316	2	...	...	...	...	1	...	...	...	...	...	...	...	...	...	...	...	...	...	...	...	...	...	...
317	29	–	–	45	7	10	–	10	–	1	...	...	...	–	6	–	4.0	72	–	1	1	2	2	1
401	16	–	–	38	6	5	–	5	–	2	...	...	...	–	3	...	...	...	–	–	–	–	–	–
403	8	–	–	–	25	7	–	3	–	1	...	...	...	–	5	–	3.0	75	–	–	–	4	–	–
404	67	–	–	36	8	22	–	18	1	14	–	5.8	17400	–	7	–	5.0	101	–	–	–	3	1	–
405	88	–	–	16	18	55	1	17	20	7	–	4.9	10400	–	43	1	3.4	108	–	3	2	28	1	–
406	68	–	–	29	10	20	–	20	–	17	–	5.9	16100	–	3	...	...	...	–	2	2	1	–	–
407	49	–	–	29	8	20	–	20	–	16	–	5.5	14800	–	3	...	...	...	–	–	–	3	–	1
408	61	–	–	33	7	20	–	20	–	17	–	5.2	14400	–	2	...	...	...	–	–	–	1	–	–
409	32	–	–	56	3	8	–	6	–	2	...	...	...	–	5	–	4.4	93	–	2	2	–	–	–
410	90	–	–	30	14	48	–	2	–	1	...	...	...	–	44	–	4.0	113	–	1	1	19	6	2
411	70	–	–	41	–	21	–	20	–	16	–	5.4	15200	–	4	...	...	...	–	2	2	2	–	–
412	105	–	–	36	3	48	–	3	–	1	...	...	...	–	40	–	4.0	121	–	3	3	6	12	1
413	44	–	–	16	5	44	–	3	34	1	...	...	...	–	25	–	3.1	132	–	–	–	16	3	–
414	190	–	–	27	9	81	–	3	78	–	–	–	–	–	78	–	4.1	169	–	–	–	15	11	–
415	42	–	–	29	33	22	–	10	–	6	–	5.0	13800	–	15	–	3.4	62	–	1	1	11	4	–
416	44	–	–	34	14	16	–	14	–	14	–	5.5	12900	–	2	...	...	...	–	–	–	5	–	–
417	34	–	–	29	24	12	–	12	–	10	–	5.1	13400	–	2	...	...	...	–	1	1	3	1	–
418	43	–	–	35	5	14	–	14	–	9	–	5.9	15800	–	4	...	...	...	–	–	–	1	1	–
419	18	–	–	22	11	8	–	6	–	3	...	...	...	–	5	–	3.2	91	–	–	–	2	1	–
501	42	–	–	19	17	20	–	20	–	19	–	5.7	14900	–	1	...	...	...	–	–	–	5	3	–
502	36	–	–	22	8	14	–	14	–	14	–	5.6	16800	–	–	–	–	–	–	–	–	2	–	–
503	38	–	–	34	16	15	–	13	–	11	–	4.8	12000	–	4	...	...	...	–	–	–	3	3	–
504	35	–	–	23	14	15	–	14	1	7	–	5.9	15500	–	7	–	5.1	131	–	1	1	2	–	–
506	20	–	–	5	45	12	–	12	–	6	–	5.8	14400	–	3	...	...	...	–	–	–	–	–	–
507	35	–	–	20	17	14	–	14	–	13	–	5.7	16000	–	–	–	–	–	–	–	–	1	–	–
508	41	–	–	24	5	16	–	16	–	10	–	5.6	15500	–	5	–	5.6	154	–	–	–	1	1	–
509	40	–	–	28	10	17	–	17	–	11	–	5.5	13300	–	3	...	...	...	–	–	–	2	2	–
510	36	–	–	36	8	13	–	13	–	8	–	6.3	19400	–	3	...	...	...	–	–	–	1	2	–
511	42	–	–	38	5	12	–	12	–	9	–	6.3	20600	–	2	...	...	...	–	–	–	–	–	–
512	42	–	–	41	7	13	–	13	–	12	–	6.1	17700	–	–	–	–	–	–	1	1	1	–	–
513	34	–	–	29	18	13	–	13	–	12	–	6.9	30600	–	1	...	...	...	–	–	–	4	–	–
514	28	–	–	11	36	13	–	13	–	11	–	6.1	20200	–	1	...	...	...	–	–	–	1	1	–
515	34	–	–	18	9	14	–	14	–	13	–	5.7	17600	–	–	–	–	–	–	–	–	1	1	–
516	30	–	–	37	7	10	–	10	–	10	–	5.7	24800	–	–	–	–	–	–	–	–	1	–	–
517	43	–	–	40	12	11	–	11	–	11	–	6.1	25200	–	–	–	–	–	–	–	–	–	–	–
519	29	–	–	35	7	9	–	9	–	8	–	6.5	24400	–	1	...	...	...	–	–	–	–	1	–
520	13	–	–	39	–	4	...	...	...	...	...	...	...	–	...	...	...	...	–	...	...	...	...	...
601	30	–	–	50	13	8	–	8	–	7	–	6.6	23600	–	–	–	–	–	–	–	–	–	–	–
602	22	–	–	27	27	8	–	8	–	7	–	5.0	23400	–	1	...	...	...	–	–	–	–	1	–
603	24	–	–	33	13	8	–	8	–	7	–	5.6	20000	–	1	...	...	...	–	–	–	1	–	–
604	15	–	–	13	33	6	–	6	–	5	–	6.2	26300	–	1	...	...	...	–	–	–	1	–	–
605	21	–	–	29	38	8	–	8	–	8	–	5.9	28000	–	–	–	–	–	–	–	–	2	–	–
606	19	–	–	11	16	8	–	8	–	7	–	6.0	24300	–	1	...	...	...	–	–	–	–	3	–
607	24	–	–	42	8	8	–	8	–	7	–	5.7	18900	–	1	...	...	...	–	–	–	1	1	–
608	16	–	–	44	–	4	...	...	...	...	...	...	...	–	...	...	...	...	–	...	...	...	...	...
609	21	–	–	29	14	7	–	7	–	6	–	7.0	32900	–	1	...	...	...	–	–	–	–	1	–
610	29	–	–	35	10	9	–	9	–	9	–	6.7	32800	–	–	–	–	–	–	–	–	–	–	–
611	19	–	–	26	–	7	–	7	–	7	–	6.4	31400	–	–	–	–	–	–	–	–	1	1	–
612	35	–	–	34	9	10	–	10	–	9	–	6.6	30600	–	1	...	...	...	–	–	–	–	–	–
613	33	–	–	30	12	10	–	10	–	10	–	7.2	32400	–	–	–	–	–	–	–	–	–	–	–
614	49	–	–	31	10	16	–	16	–	13	–	6.9	33500	–	3	...	...	...	–	–	–	2	–	–
615	41	–	–	44	7	12	–	12	–	10	–	6.7	28300	–	1	...	...	...	–	–	–	–	–	–
616	51	–	–	33	14	16	–	16	–	16	–	6.1	19700	–	–	–	–	–	–	1	1	–	1	–
617	57	–	–	33	7	18	–	18	–	15	–	5.9	21700	–	3	...	...	...	–	–	–	–	1	–
618	78	–	–	36	8	22	–	22	–	20	–	5.9	19600	–	2	...	...	...	–	2	2	–	–	–
619	57	–	–	35	9	17	–	17	–	15	–	6.7	19800	–	2	...	...	...	–	–	–	2	–	–
701	46	–	–	41	–	14	–	13	–	11	–	6.1	17800	–	2	...	...	...	–	–	–	1	–	1
702	30	–	–	40	–	10	–	10	–	7	–	6.6	21400	–	3	...	...	...	–	–	–	1	1	–
703	30	–	–	37	3	10	–	10	–	8	–	6.5	21700	–	–	–	–	–	–	1	1	–	–	–
704	50	–	–	34	14	16	–	16	–	15	–	5.8	19400	–	–	–	–	–	–	–	–	1	–	–
705	51	–	–	20	6	22	–	22	–	19	–	6.1	20400	–	1	...	...	...	–	1	1	1	1	–
706	88	–	–	39	8	32	–	32	–	24	–	6.3	23300	–	4	...	...	...	–	–	–	3	3	–
707	33	–	–	33	12	11	–	11	–	11	–	6.9	32700	–	–	–	–	–	–	–	–	1	–	–
708	30	–	–	33	17	10	–	10	–	10	–	6.1	27800	–	–	–	–	–	–	–	–	2	–	–

[Data exclude vacant seasonal and vacant migratory housing units. For minimum base for derived figures (percent, average, etc.) and meaning of symbols, see text]

Blocks Within Census Tracts	Total population	Percent of total population				Year-round housing units				Occupied housing units													
								Units in—		Owner					Renter					1.01 or more persons per room				
	Total population	Negro	In group quarters	Under 18 years	62 years and over	Total	Lacking some or all plumbing facilities	One-unit structures	Structures of 10 or more units	Total	Lacking some or all plumbing facilities	Average number of rooms	Average value (dollars)	Percent Negro	Total	Lacking some or all plumbing facilities	Average number of rooms	Average contract rent (dollars)	Percent Negro	Total	With all plumbing facilities	One-person households	With female head of family	With roomers, boarders, or lodgers
709	26	–	–	42	12	9	–	9	–	7	–	7.6	43000	–	1	...	...	...	–	1	1	1	1	1
710	37	–	–	32	14	14	–	13	–	12	–	7.4	42000	–	–	–	–	–	–	–	–	2	–	–
711	38	–	–	68	–	6	–	6	–	6	–	8.7	36700	–	–	–	–	–	–	1	1	–	–	–
712	6	–	–	50	17	1	...	...	...	...	...	...	...	–	...	...	...	...	–	...	...	...	...	...
713	21	–	–	38	–	6	–	6	–	5	–	5.4	19000	–	1	...	...	...	–	–	–	–	1	–
714	18	–	–	28	17	6	–	6	–	6	–	6.3	26500	–	–	–	–	–	–	–	–	1	–	–
715	18	–	–	17	6	8	–	8	–	8	–	5.5	27200	–	–	–	–	–	–	–	–	–	2	–
716	15	–	–	40	–	4	...	...	...	...	...	...	...	–	...	...	...	...	–	...	...	...	...	...
717	20	–	–	45	5	7	–	7	–	5	–	7.2	27000	–	1	...	...	...	–	–	–	1	–	–
718	28	–	–	43	–	7	–	7	–	6	–	6.2	29400	–	1	...	...	...	–	–	–	–	–	–
719	31	–	–	19	13	10	–	10	–	10	–	6.2	24100	–	–	–	–	–	–	–	–	–	–	–
720	21	–	–	43	–	6	–	6	–	4	...	...	...	–	2	...	...	...	–	–	–	–	–	–
6	3994	–	–	31	11	1638	3	1191	247	945	2	6.4	24200	–	514	–	3.9	140	–	27	26	280	90	12
101	39	–	–	–	10	34	–	–	34	–	–	–	–	–	27	–	3.4	166	–	–	–	15	–	1
102	4	...	...	...	...	2	...	...	...	...	...	...	...	...	...	...	...	...	...	...	...	...	...	...
103	13	–	–	39	15	4	...	...	...	...	...	...	...	–	...	...	...	...	–	...	...	...	...	...
104	6	–	–	50	17	2	...	...	...	...	...	...	...	–	...	...	...	...	–	...	...	...	...	...
105	–	–	–	–	–	3	...	...	...	...	...	...	...	–	...	...	...	...	–	...	...	...	...	...
106	22	–	–	27	18	10	1	10	–	7	–	4.6	4300	–	1	...	...	...	–	1	1	1	1	–
107	24	–	–	29	17	11	–	9	–	7	–	4.3	4600	–	1	...	...	...	–	2	2	3	1	–
108	15	–	–	27	7	7	–	5	–	2	...	...	...	–	4	...	...	...	–	–	–	1	–	–
109	13	–	–	31	15	9	–	9	–	2	...	...	...	–	2	...	...	...	–	...	...	...	...	...
111	4	...	...	...	...	2	...	...	...	...	...	...	...	...	...	...	...	...	...	...	...	...	...	...
112	12	–	–	25	17	7	–	7	–	2	...	...	...	–	3	...	...	...	–	–	–	1	–	–
113	16	–	–	31	19	8	–	8	–	4	...	...	...	–	3	...	...	...	–	–	–	2	2	–
114	33	–	–	55	–	11	–	11	–	5	–	4.4	5700	–	4	...	...	...	–	3	3	2	1	–
115	34	–	–	32	21	16	–	11	–	6	–	4.3	4100	–	9	–	3.4	59	–	1	1	6	–	–
116	17	–	–	12	35	10	–	1	–	2	...	...	...	–	6	–	3.5	82	–	–	–	1	–	–
117	16	–	–	38	19	8	–	4	–	2	...	...	...	–	5	–	3.8	87	–	–	–	4	–	–
118	12	–	–	8	50	10	–	10	–	6	–	4.2	6200	–	–	–	–	–	–	–	–	1	–	–
119	25	–	–	24	12	14	–	8	–	5	–	5.2	...	–	6	–	4.0	97	–	–	–	4	–	–
120	21	–	–	38	10	9	–	9	–	4	...	...	...	–	3	...	...	...	–	–	–	2	–	–
121	25	–	–	32	16	12	–	12	–	5	–	5.2	...	–	5	–	3.8	63	–	–	–	4	–	–
201	15	–	–	27	27	7	–	7	–	4	...	...	...	–	2	...	...	...	–	–	–	2	1	–
202	26	–	–	42	–	10	–	10	–	5	–	5.0	8800	–	2	...	...	...	–	1	1	–	–	–
203	17	–	–	6	6	13	–	3	–	1	...	...	...	–	9	–	3.2	144	–	–	–	4	–	–
204	39	–	–	21	5	25	–	4	1	3	...	...	...	–	20	–	3.2	118	–	1	1	14	1	–
205	27	–	–	33	11	15	–	13	–	3	...	...	...	–	7	–	4.1	76	–	–	–	2	1	–
206	8	–	–	–	63	6	–	4	–	2	...	...	...	–	3	...	...	...	–	–	–	2	2	–
207	2	...	...	...	...	1	...	...	...	...	...	...	...	...	...	...	...	...	...	...	...	...	...	...
208	27	–	–	15	30	15	–	11	–	8	–	4.3	7500	–	6	–	3.7	77	–	–	–	4	1	–
209	71	–	–	23	4	40	–	4	10	1	...	...	...	–	31	–	3.4	123	–	2	2	10	3	–
210	47	–	–	15	2	45	–	4	39	3	...	...	...	–	23	–	3.1	118	–	–	–	11	–	–
211	17	–	–	6	18	15	–	8	–	2	...	...	...	–	11	–	3.1	76	–	–	–	9	–	–
212	–	–	–	–	–	1	...	...	...	...	...	...	...	–	...	...	...	...	–	...	...	...	...	...
213	50	–	–	20	22	31	–	8	–	5	–	5.4	11300	–	23	–	3.8	108	–	–	–	14	3	–
214	49	–	–	12	18	31	–	6	2	4	...	...	...	–	25	–	3.8	94	–	–	–	14	2	–
215	40	–	–	28	20	17	–	13	–	11	–	5.1	11000	–	6	–	4.0	78	–	–	–	5	–	1
216	39	–	–	36	15	17	–	12	–	9	–	5.3	11300	–	6	–	4.0	102	–	1	1	8	–	–
217	112	–	–	31	18	46	–	21	–	21	–	5.6	14900	–	24	–	3.8	100	–	1	1	10	9	–
218	41	–	–	29	7	15	–	15	–	12	–	6.3	21000	–	2	...	...	...	–	–	–	1	–	–
219	55	–	–	42	6	17	–	17	–	11	–	5.9	14500	–	5	–	5.4	133	–	2	2	1	2	1
220	28	–	–	32	7	10	–	10	–	8	–	6.8	18400	–	2	...	...	...	–	–	–	–	1	–
221	12	–	–	33	–	5	–	5	–	5	–	6.4	25300	–	–	–	–	–	–	–	–	2	–	–
222	37	–	–	24	14	18	–	18	–	13	–	5.4	11600	–	2	...	...	...	–	–	–	3	–	–
301	8	–	–	13	25	5	–	5	–	1	...	...	...	–	3	...	...	...	–	...	...	...	...	...
302	32	–	–	56	6	9	1	9	–	4	...	...	...	–	4	...	...	...	–	2	1	1	2	–
303	10	–	–	60	–	3	...	...	...	...	...	...	...	–	...	...	...	...	–	...	...	...	...	...
304	9	–	–	22	22	4	...	...	...	...	...	...	...	–	...	...	...	...	–	...	...	...	...	...
305	143	–	–	21	8	90	–	27	54	16	–	5.0	11200	–	54	–	3.6	166	–	2	2	26	9	–
306	81	–	–	37	10	26	–	26	–	23	–	5.5	16800	–	2	...	...	...	–	–	–	1	2	–
307	134	–	–	6	11	84	–	13	69	5	–	5.4	...	–	69	–	3.8	229	–	–	–	23	5	–
308	58	–	–	16	9	43	–	2	38	2	...	...	...	–	29	–	3.7	197	–	1	1	13	1	–
309	110	–	–	41	5	28	–	28	–	24	–	6.1	18500	–	3	...	...	...	–	1	1	–	1	–
310	18	–	–	39	–	6	–	6	–	5	–	5.2	...	–	1	...	...	...	–	–	–	2	–	–
311	14	–	–	36	–	5	–	5	–	4	...	...	...	–	–	–	–	–	–	...	...	...	...	...
313	46	–	–	39	4	16	–	16	–	13	–	5.8	16400	–	2	...	...	...	–	–	–	2	–	1
314	41	–	–	24	7	15	–	15	–	12	–	5.9	14400	–	3	...	...	...	–	–	–	2	–	–
315	33	–	–	36	9	12	–	11	–	6	–	5.8	17300	–	5	–	4.8	118	–	1	1	–	2	–
316	33	–	–	46	3	11	–	11	–	8	–	6.6	21700	–	1	...	...	...	–	–	–	1	–	–
317	30	–	–	53	–	8	–	8	–	6	–	7.2	22500	–	1	...	...	...	–	–	–	1	–	–
318	28	–	–	46	4	7	–	7	–	7	–	6.7	23600	–	–	–	–	–	–	–	–	–	–	–
319	14	–	–	43	–	5	–	5	–	3	...	...	...	–	1	...	...	...	–	...	...	...	...	...
320	41	–	–	34	17	13	–	13	–	12	–	7.6	32700	–	–	–	–	–	–	–	–	–	1	–
321	18	–	–	11	22	7	–	7	–	7	–	6.1	22100	–	–	–	–	–	–	–	–	–	1	–
401	20	–	–	20	35	9	–	9	–	8	–	6.4	26600	–	–	–	–	–	–	–	–	–	1	–
402	35	–	–	40	3	12	–	12	–	10	–	7.0	29900	–	–	–	–	–	–	–	–	–	–	–
403	24	–	–	42	4	9	–	9	–	7	–	8.1	50000	–	–	–	–	–	–	–	–	–	–	–
404	82	–	–	43	11	23	–	23	–	20	–	6.2	25100	–	3	...	...	...	–	1	1	1	2	–
405	114	–	–	38	6	37	–	37	–	33	–	6.2	20500	–	3	...	...	...	–	–	–	2	4	–
406	41	–	–	32	10	11	–	11	–	10	–	6.5	20900	–	1	...	...	...	–	–	–	–	–	1
407	19	–	–	32	21	6	–	6	–	6	–	6.7	30000	–	–	–	–	–	–	–	–	–	–	–
408	55	–	–	42	–	16	–	16	–	16	–	7.6	42800	–	–	–	–	–	–	–	–	–	1	–
409	51	–	–	31	6	15	–	15	–	15	–	6.9	29500	–	–	–	–	–	–	–	–	1	–	–
410	35	–	–	37	–	11	–	11	–	10	–	6.8	31300	–	–	–	–	–	–	–	–	–	–	–
411	29	–	–	41	3	7	–	7	–	7	–	6.9	37100	–	–	–	–	–	–	–	–	–	–	–
412	15	–	–	20	33	7	–	7	–	7	–	7.7	45700	–	–	–	–	–	–	–	–	2	–	–
413	34	–	–	35	21	11	–	11	–	11	–	7.2	35200	–	–	–	–	–	–	–	–	1	–	–

[Data exclude vacant seasonal and vacant migratory housing units. For minimum base for derived figures (percent, average, etc.) and meaning of symbols, see text]

Blocks Within Census Tracts	Total population	Percent of total population: Negro	In group quarters	Under 18 years	62 years and over	Year-round housing units: Total	Lacking some or all plumbing facilities	Units in—: One-unit structures	Structures of 10 or more units	Occupied housing units: Owner: Total	Lacking some or all plumbing facilities	Average number of rooms	Average value (dollars)	Percent Negro	Renter: Total	Lacking some or all plumbing facilities	Average number of rooms	Average contract rent (dollars)	Percent Negro	1.01 or more persons per room: Total	With all plumbing facilities	One-person households	With female head of family	With roomers, boarders, or lodgers
414	23	–	–	22	22	8	–	8	–	8	–	6.5	30200	–	–	–	–	–	–	–	–	–	1	–
415	32	–	–	50	13	8	–	8	–	8	–	6.5	26100	–	–	–	–	–	–	–	–	–	–	–
416	25	–	–	32	–	8	–	8	–	8	–	7.8	26600	–	–	–	–	–	–	–	–	–	–	1
418	56	–	–	23	20	22	1	22	–	21	1	7.0	37300	–	–	–	–	–	–	–	–	1	1	–
420	43	–	–	40	19	15	–	15	–	12	–	7.2	37600	–	1	...	...	...	–	1	1	2	–	–
421	24	–	–	46	–	7	–	7	–	7	–	7.3	33200	–	–	–	–	–	–	–	–	–	1	–
501	33	–	–	27	21	14	–	14	–	11	–	7.7	37200	–	1	...	...	...	–	–	–	2	–	–
502	43	–	–	30	19	15	–	14	–	13	–	6.9	27500	–	1	...	...	...	–	–	–	–	1	–
503	33	–	–	30	24	12	–	12	–	11	–	7.5	33800	–	–	–	–	–	–	–	–	1	2	–
504	33	–	–	24	18	11	–	11	–	11	–	8.3	46900	–	–	–	–	–	–	–	–	1	1	–
505	14	–	–	29	14	5	–	5	–	5	–	10.0	60000	–	–	–	–	–	–	–	–	–	–	–
506	35	–	–	34	9	11	–	11	–	10	–	7.3	31800	–	1	...	...	...	–	–	–	1	–	–
507	30	–	–	50	7	7	–	7	–	6	–	7.5	27700	–	1	...	...	...	–	–	–	–	–	–
508	36	–	–	31	3	10	–	10	–	10	–	7.8	37800	–	–	–	–	–	–	–	–	–	–	–
509	32	–	–	25	–	10	–	10	–	9	–	7.8	35600	–	1	...	...	...	–	–	–	–	1	–
510	36	–	–	42	8	12	–	12	–	12	–	6.6	39600	–	–	–	–	–	–	–	–	4	1	–
511	4	...	...	...	...	3	...	...	...	...	...	...	...	...	...	...	...	...	...	...	...	...	...	...
512	25	–	–	20	24	9	–	9	–	8	–	7.1	35200	–	1	...	...	...	–	–	–	1	1	–
513	13	–	–	31	31	5	–	5	–	4	...	...	...	–	1	...	...	...	–	–	–	–	1	1
514	40	–	–	23	20	15	–	15	–	14	–	5.9	16700	–	1	...	...	...	–	–	–	1	1	1
515	24	–	–	25	13	10	–	10	–	8	–	5.8	19100	–	2	...	...	...	–	–	–	2	1	–
516	47	–	–	40	6	14	–	14	–	13	–	6.1	21100	–	1	...	...	...	–	–	–	–	1	–
517	35	–	–	37	9	11	–	11	–	10	–	7.4	32400	–	1	...	...	...	–	–	–	–	1	–
518	40	–	–	30	15	14	–	14	–	12	–	7.6	25600	–	2	...	...	...	–	–	–	–	3	–
519	40	–	–	23	20	15	–	15	–	13	–	6.6	26700	–	1	...	...	...	–	–	–	1	1	–
520	49	–	–	39	12	15	–	15	–	11	–	6.5	22800	–	4	...	...	...	–	–	–	2	–	–
521	41	–	–	46	–	12	–	12	–	11	–	7.0	32500	–	–	–	–	–	–	1	1	–	–	–
601	44	–	–	50	7	10	–	10	–	9	–	7.7	37800	–	1	...	...	...	–	1	1	1	1	1
602	38	–	–	29	18	14	–	14	–	12	–	7.3	38100	–	1	...	...	...	–	–	–	2	–	–
603	34	–	–	38	9	12	–	12	–	11	–	6.6	25100	–	1	...	...	...	–	–	–	2	1	–
604	13	–	–	8	54	7	–	5	–	5	–	6.4	...	–	1	...	...	...	–	–	–	–	1	–
605	35	–	–	20	20	13	–	13	–	12	–	6.1	22800	–	1	...	...	...	–	–	–	2	–	–
606	49	–	–	35	4	15	–	15	–	14	–	6.8	28500	–	1	...	...	...	–	–	–	1	–	–
607	39	–	–	33	15	14	–	14	–	11	–	6.5	26000	–	1	...	...	...	–	–	–	1	–	–
608	34	–	–	32	18	11	–	11	–	11	–	7.4	27300	–	–	–	–	–	–	–	–	1	–	1
609	15	–	–	27	7	6	–	6	–	5	–	5.6	23300	–	1	...	...	...	–	–	–	1	–	–
610	13	–	–	39	–	5	–	5	–	5	–	7.6	...	–	–	–	–	–	–	–	–	2	–	–
611	25	–	–	24	16	11	–	11	–	10	–	6.0	21100	–	–	–	–	–	–	–	–	1	–	–
612	34	–	–	32	9	12	–	12	–	10	–	6.4	24000	–	2	...	...	...	–	–	–	1	–	–
613	30	–	–	37	13	9	–	9	–	8	–	6.8	25900	–	–	–	–	–	–	–	–	–	1	–
614	30	–	–	40	10	9	–	9	–	8	–	6.8	28000	–	1	...	...	...	–	–	–	1	–	–
615	2	...	...	...	...	1	...	...	...	...	...	...	...	...	...	...	...	...	...	...	...	...	...	...
616	5	–	–	60	–	1	...	...	...	...	...	...	...	–	...	...	...	...	–	...	...	...	...	...
617	32	–	–	44	3	9	–	9	–	9	–	6.2	22200	–	–	–	–	–	–	–	–	–	–	–
618	15	–	–	27	13	5	–	5	–	4	...	...	...	–	1	...	...	...	–	–	–	–	1	–
619	22	–	–	50	–	5	–	5	–	4	...	...	...	–	1	...	...	...	–	–	–	–	–	–
620	9	–	–	22	22	4	...	...	...	...	...	...	...	–	...	...	...	...	–	...	...	...	...	...
621	25	–	–	44	4	7	–	7	–	6	–	5.5	19600	–	1	...	...	...	–	–	–	–	1	–
7	3020	50	–	44	7	1076	7	991	–	595	2	5.0	7300	47	218	2	4.3	67	37	186	182	112	113	20
103	89	88	–	61	–	21	–	20	–	13	–	5.1	8500	85	2	...	...	...	...	7	7	–	1	–
104	29	79	–	17	10	19	–	19	–	10	–	5.1	6200	60	1	...	...	...	...	1	1	2	1	–
105	68	52	–	56	3	30	–	29	–	12	–	5.3	6700	58	4	...	...	...	...	4	4	2	1	–
106	56	45	–	54	4	21	–	21	–	12	–	4.8	6200	42	2	...	...	...	...	3	3	1	6	–
107	60	97	–	53	3	30	–	30	–	10	–	5.1	8800	90	2	...	...	...	...	6	6	2	2	–
115	33	100	–	42	–	11	–	11	–	7	–	5.1	6900	100	–	–	–	–	–	3	3	–	1	–
116	67	100	–	52	6	16	–	16	–	13	–	5.7	9500	100	–	–	–	–	–	4	4	–	3	1
117	31	100	–	45	3	12	–	12	–	8	–	6.1	14500	100	1	...	...	...	...	–	–	2	1	–
118	7	100	–	29	–	3	...	...	...	...	...	...	...	...	...	...	...	...	...	...	...	...	...	...
201	16	–	–	44	6	7	–	7	–	3	...	...	...	–	–	–	–	–	–	...	...	...	...	...
202	83	65	–	47	6	25	–	25	–	18	–	4.7	5400	67	4	...	...	...	...	5	5	3	6	1
203	66	100	–	52	2	18	1	18	–	13	–	5.1	5800	100	2	...	...	...	...	5	4	1	1	1
204	81	98	–	43	6	22	–	22	–	17	–	4.6	6300	94	4	...	...	...	...	3	3	–	9	–
205	72	72	–	42	–	21	–	20	–	13	–	5.0	5800	77	4	...	...	...	...	3	3	1	6	–
206	–	–	–	–	–	2	...	...	...	...	...	...	...	–	...	...	...	...	–	...	...	...	...	...
207	7	–	–	71	–	2	...	...	...	...	...	...	...	–	...	...	...	...	–	...	...	...	...	...
208	27	100	–	33	19	12	–	11	–	6	–	5.2	5700	100	2	...	...	...	...	2	2	–	2	
209	67	54	–	40	13	29	–	11	–	6	–	5.5	8700	83	17	–	4.1	64	18	1	1	5	6	1
210	80	–	–	34	1	35	–	2	–	–	–	–	–	–	30	–	3.9	67	–	5	5	6	1	1
211	12	100	–	33	–	6	1	4	–	2	...	...	...	...	1	...	...	...	...	...	...	...	...	...
212	24	100	–	21	–	8	–	8	–	5	–	5.6	16000	100	3	...	...	...	...	–	–	–	1	1
213	92	85	–	51	4	19	–	19	–	18	–	5.4	10100	89	1	...	...	...	...	4	4	1	1	–
214	41	100	–	44	2	14	–	14	–	7	–	5.1	6900	100	1	...	...	...	...	3	3	–	3	1
215	36	58	–	39	3	15	1	15	–	8	–	5.4	7800	63	2	...	...	...	...	3	3	1	2	–
216	37	87	–	49	5	15	–	14	–	8	–	5.3	7300	88	1	...	...	...	...	2	2	–	1	1
217	46	83	–	48	11	20	–	20	–	9	–	4.7	7500	78	4	...	...	...	...	1	1	–	4	–
218	38	84	–	21	13	17	–	17	–	13	–	5.2	11300	85	1	...	...	...	...	–	–	1	2	–
301	22	32	–	41	9	7	–	7	–	4	...	...	...	...	1	...	...	...	...	1	1	–	–	–
302	50	64	–	42	4	15	1	15	–	8	–	4.9	5500	75	2	...	...	...	...	4	4	–	–	–
303	48	48	–	60	–	11	–	11	–	6	–	4.7	4000	17	2	...	...	...	...	4	4	–	4	–
304	43	–	–	54	2	16	–	16	–	6	–	3.8	5800	–	2	...	...	...	–	5	5	–	1	–
305	44	32	–	34	5	15	–	15	–	10	–	4.5	4300	40	1	...	...	...	...	3	3	–	–	2
306	34	12	–	53	6	10	–	8	–	7	–	4.6	7500	14	1	...	...	...	...	3	3	1	2	1
307	52	25	–	40	17	16	–	15	–	12	–	5.5	6800	17	2	...	...	...	...	4	4	2	–	–
308	5	–	–	40	–	6	–	6	–	2	...	...	...	–	–	–	–	–	–	...	...	...	...	...
310	16	81	–	44	–	7	–	7	–	3	...	...	...	...	1	...	...	...	...	...	...	...	...	...
311	4	...	...	...	...	4	...	...	...	...	...	...	...	...	...	...	...	...	...	...	...	...	...	...
312	5	60	–	20	20	7	–	7	–	2	...	...	...	...	1	...	...	...	...	...	...	...	...	...
313	20	–	–	50	5	7	–	7	–	5	–	4.4	...	–	–	–	–	–	–	2	2	1	–	–
314	18	56	–	39	11	12	–	9	–	5	–	5.0	...	80	2	...	...	...	...	1	1	2	1	–

[Data exclude vacant seasonal and vacant migratory housing units. For minimum base for derived figures (percent, average, etc.) and meaning of symbols, see text]

Blocks Within Census Tracts	Total population	Percent of total population: Negro	In group quarters	Under 18 years	62 years and over	Year-round housing units: Total	Lacking some or all plumbing facilities	Units in—: One-unit structures	Structures of 10 or more units	Occupied housing units: Owner: Total	Lacking some or all plumbing facilities	Average number of rooms	Average value (dollars)	Percent Negro	Renter: Total	Lacking some or all plumbing facilities	Average number of rooms	Average contract rent (dollars)	Percent Negro	1.01 or more persons per room: Total	With all plumbing facilities	One-person households	With female head of family	With roomers, boarders, or lodgers
401	9	–	–	44	11	2	...	...	...	...	...	...	...	–	...	...	...	...	–	...	...	...	...	...
402	12	100	–	50	–	3	...	...	...	...	...	...	...	...	...	...	...	...	...	...	...	...	...	...
405	39	33	–	56	–	11	–	11	–	5	–	5.2	5700	20	4	...	...	...	...	2	2	–	2	–
406	90	41	–	50	6	27	–	27	–	20	–	4.7	7000	25	2	...	...	...	...	6	6	2	3	–
407	9	–	–	–	11	10	1	10	–	4	...	...	...	–	1	...	...	...	–	–	–	2	–	–
408	1	...	...	...	...	2	...	...	...	...	...	...	...	...	...	...	...	...	...	...	...	...	...	...
409	26	–	–	4	12	15	–	14	–	7	–	5.6	7600	–	6	–	3.5	50	–	–	–	4	–	–
410	35	20	–	57	3	12	–	7	–	4	...	...	...	...	4	...	...	...	...	3	3	2	–	–
411	18	–	–	22	56	9	–	7	–	5	–	4.8	7200	–	1	...	...	...	–	1	1	–	–	–
412	29	62	–	48	–	13	–	13	–	5	–	5.6	7300	40	3	...	...	...	...	1	1	1	1	–
413	19	–	–	21	16	5	–	5	–	5	–	5.0	8200	–	–	–	–	–	–	1	1	–	–	–
414	9	–	–	22	22	4	...	...	...	...	...	...	...	–	...	...	...	...	–	...	...	...	...	...
415	14	21	–	29	7	6	–	6	–	4	...	...	...	...	1	...	...	...	...	–	–	–	1	–
416	39	28	–	51	3	11	–	11	–	7	–	4.6	6100	29	2	...	...	...	...	4	4	2	1	1
417	25	12	–	28	–	10	–	10	–	7	–	4.6	7600	14	2	...	...	...	...	–	–	–	1	–
501	5	–	–	40	–	5	–	5	–	1	...	...	...	–	1	...	...	...	–	...	...	...	...	...
502	9	–	–	56	–	3	...	...	...	...	...	...	...	–	...	...	...	...	–	...	...	...	...	...
503	11	–	–	36	18	3	...	...	...	...	...	...	...	–	...	...	...	...	–	...	...	...	...	...
504#	21	–	–	10	29	13	–	11	–	5	–	5.4	...	–	5	–	3.6	75	–	–	–	2	1	–
505#	41	–	–	34	5	17	–	17	–	8	–	4.8	7400	–	8	–	4.3	78	–	2	2	6	–	–
506	19	74	–	47	11	7	–	7	–	5	–	4.6	6200	40	1	...	...	...	...	2	2	3	2	–
508	27	7	–	7	22	12	–	12	–	11	–	5.7	8000	9	–	–	–	–	–	–	–	–	–	1
509	33	15	–	30	21	13	–	13	–	10	–	5.6	8200	10	2	...	...	...	...	–	–	1	–	–
510	21	5	–	29	14	10	–	10	–	6	–	4.5	9200	17	4	...	...	...	...	1	1	5	1	–
511	16	56	–	31	25	7	–	7	–	5	–	6.2	...	40	–	–	–	–	–	–	–	–	–	–
512	13	46	–	39	–	5	–	5	–	2	...	...	...	...	2	...	...	...	...	...	...	...	...	...
513	13	69	–	39	8	4	...	...	...	...	...	...	...	...	...	...	...	...	...	...	...	...	...	...
515	83	53	–	46	7	24	1	22	–	10	–	4.7	6100	50	9	1	3.4	45	56	9	8	1	5	–
517	40	8	–	50	8	12	–	12	–	9	–	4.1	4400	22	–	–	–	–	–	3	3	1	–	–
518	39	54	–	46	–	14	–	14	–	11	–	4.4	5300	55	1	...	...	...	...	2	2	4	2	–
519	28	–	–	50	7	10	–	10	–	6	–	5.3	7500	–	2	...	...	...	–	3	3	2	1	–
520	12	–	–	33	17	6	–	6	–	3	...	...	...	–	2	...	...	...	–	–	–	2	–	–
521	4	...	...	...	...	2	...	...	...	...	...	...	...	...	...	...	...	...	...	...	...	...	...	...
601	16	–	–	6	31	10	–	10	–	8	–	5.0	8000	–	1	...	...	...	–	–	–	4	2	–
603	31	–	–	42	3	10	–	10	–	8	–	4.5	5200	–	2	...	...	...	–	1	1	2	2	–
604	5	–	–	40	20	4	...	...	...	...	...	...	...	–	...	...	...	...	–	...	...	...	...	...
605	26	31	–	46	12	9	–	7	–	5	–	5.0	...	–	4	...	...	...	...	1	1	3	2	–
606	20	25	–	50	–	6	–	6	–	4	...	...	...	...	1	...	...	...	...	2	2	–	1	–
607#	53	36	–	28	8	22	–	18	–	8	–	5.5	10800	13	11	–	4.1	83	18	2	2	1	3	1
608	22	59	–	46	18	9	–	9	–	5	–	5.2	6800	40	2	...	...	...	...	1	1	3	–	1
609	38	–	–	53	13	11	–	11	–	7	–	4.9	5800	–	1	...	...	...	–	3	3	1	–	1
610	46	61	24	41	17	8	–	8	–	5	–	4.8	6100	60	3	...	...	...	...	2	2	3	1	–
611	27	48	–	63	–	6	–	5	–	3	...	...	...	...	2	...	...	...	...	2	2	–	–	–
612	53	17	–	53	6	14	–	14	–	11	–	5.0	8500	18	–	–	–	–	–	4	4	–	–	–
613	29	28	–	45	10	10	–	10	–	8	–	4.6	4200	25	–	–	–	–	–	2	2	2	–	–
615	54	30	–	43	9	16	–	16	–	8	–	3.9	3800	25	6	–	4.5	63	67	5	5	2	2	1
616	48	42	–	48	4	15	–	15	–	9	–	4.2	5600	44	2	...	...	...	...	5	5	2	1	–
617	51	35	–	59	2	12	1	12	–	8	1	4.0	4500	38	2	...	...	...	...	6	5	–	3	–
618#	66	77	–	49	6	24	–	22	–	11	–	3.5	4000	82	6	–	4.5	65	83	8	8	3	2	1
8	3006	19	1	43	9	1044	149	833	43	483	51	4.4	5600	19	365	37	3.4	69	22	232	200	188	114	14
106	7	–	–	57	–	1	...	...	...	...	...	...	...	–	...	...	...	...	–	...	...	...	...	...
201	42	–	–	55	5	10	2	10	–	7	1	4.3	4300	–	1	...	...	...	–	6	4	–	–	–
202	13	–	–	46	8	4	...	...	...	...	...	...	...	–	...	...	...	...	–	...	...	...	...	...
203	5	–	–	60	–	1	...	...	...	...	...	...	...	–	...	...	...	...	–	...	...	...	...	...
204	6	–	–	67	–	1	...	...	...	...	...	...	...	–	...	...	...	...	–	...	...	...	...	...
206	6	–	–	17	33	3	...	...	...	...	...	...	...	–	...	...	...	...	–	...	...	...	...	...
207	17	–	–	18	18	8	–	6	–	5	–	5.2	...	–	1	...	...	...	–	–	–	1	1	–
208	22	–	–	50	–	7	1	7	–	4	...	...	...	–	2	...	...	...	–	2	2	1	–	–
210	15	33	–	20	13	11	–	2	3	4	...	...	...	...	5	–	2.2	...	80	–	–	6	–	–
213	26	15	–	27	35	10	4	8	–	6	–	4.2	8400	17	4	...	...	...	...	1	1	2	1	–
215	39	3	–	51	5	9	1	7	–	6	–	4.3	4100	17	2	...	...	...	...	4	4	2	1	–
216	38	–	–	61	8	9	2	7	–	5	–	4.6	4600	–	3	...	...	...	–	4	3	1	3	–
218	2	...	...	...	...	2	...	...	...	...	...	...	...	...	...	...	...	...	...	...	...	...	...	...
219	7	–	–	43	–	2	...	...	...	...	...	...	...	–	...	...	...	...	–	...	...	...	...	...
220	58	–	–	45	9	15	5	15	–	12	3	4.4	4600	–	2	...	...	...	–	4	2	3	2	–
221	29	38	–	35	24	12	3	12	–	8	1	4.0	4500	50	3	...	...	...	...	2	2	4	1	–
301	29	–	–	62	–	6	–	6	–	4	...	...	...	–	2	...	...	...	–	3	3	–	2	–
303	11	–	–	64	–	2	...	...	...	...	...	...	...	–	...	...	...	...	–	...	...	...	...	...
304	48	–	–	54	4	9	1	9	–	9	1	3.8	4400	–	–	–	–	–	–	5	4	–	1	–
305	30	–	–	57	7	7	1	7	–	6	1	3.7	5300	–	–	–	–	–	–	4	3	–	–	–
306	8	–	–	63	13	2	...	...	...	...	...	...	...	–	...	...	...	...	–	...	...	...	...	...
307	17	18	–	35	–	8	3	8	–	3	...	...	...	...	1	...	...	...	...	...	...	...	...	...
308	43	–	–	54	5	8	1	8	–	6	1	3.8	3500	–	2	...	...	...	–	4	4	–	2	–
309	29	–	–	69	3	4	...	...	...	...	...	...	...	–	...	...	...	...	–	...	...	...	...	...
310	18	17	–	44	17	8	4	8	–	3	...	...	...	...	2	...	...	...	...	2	2	1	1	–
311	19	47	–	32	21	8	1	8	–	6	1	4.2	4800	50	–	–	–	–	–	1	1	1	–	–
312	35	–	–	46	–	9	1	9	–	5	–	4.0	4100	–	2	...	...	...	–	4	4	–	–	–
313	43	–	–	61	5	8	1	8	–	6	1	5.3	4800	–	2	...	...	...	–	3	3	–	1	–
314	44	–	–	36	11	11	3	11	–	6	1	4.7	5300	–	4	...	...	...	–	5	5	1	1	–
315	29	10	–	48	24	9	6	7	–	7	4	4.0	4000	14	2	...	...	...	...	1	–	2	1	–
316	14	–	–	21	29	5	2	5	–	4	...	...	...	–	1	...	...	...	–	1	1	–	–	–
317	40	3	–	53	5	9	4	9	–	5	1	3.8	4100	20	2	...	...	...	...	4	3	2	–	–
318	36	–	–	61	–	8	5	7	–	5	2	3.8	...	–	2	...	...	...	–	4	2	–	2	–
319	6	–	–	33	–	1	...	...	...	...	...	...	...	–	...	...	...	...	–	...	...	...	...	...
403	12	–	–	50	17	2	...	...	...	...	...	...	...	–	...	...	...	...	–	...	...	...	...	...
406	14	14	–	43	14	5	–	5	–	3	...	...	...	...	2	...	...	...	...	1	1	1	1	–
407	18	50	–	50	–	7	–	7	–	3	...	...	...	...	1	...	...	...	...	...	...	...	...	...
408	35	100	–	46	3	9	–	9	–	7	–	4.9	7700	100	1	...	...	...	...	1	1	1	1	–
411	6	–	–	67	–	1	...	...	...	...	...	...	...	–	...	...	...	...	–	...	...	...	...	...

[Data exclude vacant seasonal and vacant migratory housing units. For minimum base for derived figures (percent, average, etc.) and meaning of symbols, see text]

Blocks Within Census Tracts	Total population	Percent of total population: Negro	In group quarters	Under 18 years	62 years and over	Year-round housing units: Total	Lacking some or all plumbing facilities	Units in—: One-unit structures	Structures of 10 or more units	Occupied housing units: Owner: Total	Lacking some or all plumbing facilities	Average number of rooms	Average value (dollars)	Percent Negro	Renter: Total	Lacking some or all plumbing facilities	Average number of rooms	Average contract rent (dollars)	Percent Negro	1.01 or more persons per room: Total	With all plumbing facilities	One-person households	With female head of family	With roomers, boarders, or lodgers
413	62	63	–	47	8	14	–	13	–	12	–	4.9	5900	58	1	...	...	...	...	5	5	–	2	1
414	62	37	–	47	3	14	–	14	–	12	–	4.8	4400	25	–	–	–	–	–	4	4	–	–	–
415	58	21	–	59	3	16	1	12	–	11	–	4.5	5900	27	–	–	–	–	–	6	6	–	1	–
416	35	23	–	37	6	12	1	11	–	7	–	5.4	4600	14	2	...	...	...	...	–	–	1	2	–
417	87	9	–	55	6	26	–	25	–	16	–	3.9	4200	25	4	...	...	...	...	10	10	5	4	–
418	51	2	–	49	8	13	3	13	–	10	1	3.7	5100	10	2	...	...	...	...	7	5	1	–	–
419	34	3	–	44	3	9	2	9	–	8	1	4.8	4900	13	–	–	–	–	–	2	2	1	1	–
420	33	36	–	73	3	4	...	...	...	...	...	...	...	...	...	...	...	...	...	...	...	...	...	...
421	36	–	–	39	19	13	8	13	–	8	4	4.3	3800	–	1	...	...	...	–	2	1	1	1	–
422	30	27	–	43	7	12	5	12	–	6	2	3.3	3500	17	2	...	...	...	...	2	1	2	1	–
502	7	100	–	–	71	3	...	...	...	...	...	...	...	...	...	...	...	...	...	...	...	...	...	...
503	21	67	–	38	10	7	1	7	–	5	–	4.6	...	40	1	...	...	...	...	1	1	1	–	–
504	13	15	–	23	23	13	11	9	–	4	...	...	...	...	2	...	...	...	...	1	–	2	2	–
506	10	–	–	40	20	5	5	5	–	2	...	...	...	–	–	–	–	–	–	...	...	...	...	...
507	2	...	...	...	...	2	...	...	...	...	...	...	...	...	...	...	...	...	...	...	...	...	...	...
509	2	...	...	...	...	4	...	...	...	...	...	...	...	...	...	...	...	...	...	...	...	...	...	...
510#	48	13	–	54	6	10	1	10	–	5	–	4.0	9800	–	5	1	2.6	47	20	7	7	1	1	–
511	48	13	–	52	10	12	3	12	–	10	2	4.0	4100	30	–	–	–	–	–	4	3	–	2	2
512	19	11	–	26	–	5	–	5	–	5	–	4.8	6700	20	–	–	–	–	–	1	1	1	–	–
513	26	–	–	50	12	6	2	6	–	5	1	4.2	4100	–	–	–	–	–	–	3	2	–	1	–
514	22	9	–	36	5	6	–	6	–	4	...	...	...	...	2	...	...	...	...	3	3	1	1	–
515	8	–	75	–	25	4	...	...	...	...	...	...	...	–	...	...	...	...	–	...	...	...	...	...
516	17	–	–	18	–	8	4	8	–	2	...	...	...	–	1	...	...	...	–	...	...	...	...	...
517	31	13	–	26	13	10	–	9	–	6	–	3.2	4900	–	4	...	...	...	...	4	4	2	2	–
520	36	31	–	56	6	7	3	7	–	5	1	4.0	4100	20	1	...	...	...	...	4	2	–	1	–
521	3	...	...	...	...	2	...	...	...	...	...	...	...	...	...	...	...	...	...	...	...	...	...	...
601	12	–	–	75	8	1	...	...	...	...	...	...	...	–	...	...	...	...	–	...	...	...	...	...
605	13	–	–	46	–	5	1	3	–	3	...	...	...	–	1	...	...	...	–	...	...	...	...	...
607	4	...	...	...	...	2	...	...	...	...	...	...	...	...	...	...	...	...	...	...	...	...	...	...
608	6	–	–	17	33	3	...	...	...	...	...	...	...	–	...	...	...	...	–	...	...	...	...	...
611	17	24	–	35	24	8	1	8	–	5	1	3.6	...	20	3	...	...	...	...	1	1	2	1	–
614	16	94	–	63	13	4	...	...	...	...	...	...	...	...	...	...	...	...	...	...	...	...	...	...
615	3	...	...	...	...	4	...	...	...	...	...	...	...	...	...	...	...	...	...	...	...	...	...	...
618	11	–	–	9	9	11	–	8	–	1	...	...	...	–	6	–	3.5	85	–	–	–	4	1	–
619	20	25	–	40	5	15	–	9	–	1	...	...	...	...	7	–	3.7	66	14	2	2	4	–	–
620	18	100	–	61	–	5	1	5	–	1	...	...	...	...	3	...	...	...	...	...	...	...	...	...
621	18	17	–	50	11	8	3	8	–	4	...	...	...	...	2	...	...	...	...	1	1	2	1	–
701	2	...	...	...	...	1	...	...	...	...	...	...	...	...	...	...	...	...	...	...	...	...	...	...
702	5	–	–	60	–	2	...	...	...	...	...	...	...	–	...	...	...	...	–	...	...	...	...	...
704	31	–	–	16	16	28	5	13	–	2	...	...	...	–	16	–	3.0	62	–	1	1	11	1	1
705	3	...	...	...	...	2	...	...	...	...	...	...	...	...	...	...	...	...	...	...	...	...	...	...
706	6	–	–	–	33	6	–	5	–	1	...	...	...	–	4	...	...	...	–	–	–	4	1	–
707	53	–	–	–	2	39	–	3	35	–	–	–	–	–	38	–	3.1	153	–	–	–	23	1	1
708	4	...	...	...	...	1	...	...	...	...	...	...	...	...	...	...	...	...	...	...	...	...	...	...
709	3	...	...	...	...	2	...	...	...	...	...	...	...	...	...	...	...	...	...	...	...	...	...	...
710	11	–	18	18	18	8	–	5	–	1	...	...	...	–	3	...	...	...	–	...	...	...	...	...
711	9	–	–	33	22	3	...	...	...	...	...	...	...	–	...	...	...	...	–	...	...	...	...	...
712	8	–	–	13	13	6	–	6	–	3	...	...	...	–	2	...	...	...	–	–	–	2	1	–
713	31	–	26	32	13	10	2	5	–	1	...	...	...	–	8	1	2.6	59	–	1	1	2	2	–
714	5	–	–	20	–	2	...	...	...	...	...	...	...	–	...	...	...	...	–	...	...	...	...	...
715	25	–	–	44	4	10	1	7	–	3	...	...	...	–	7	–	3.0	52	–	2	1	5	1	–
716	4	...	...	...	...	2	...	...	...	...	...	...	...	...	...	...	...	...	...	...	...	...	...	...
717	2	...	...	...	...	3	...	...	...	...	...	...	...	...	...	...	...	...	...	...	...	...	...	...
801	26	4	–	62	4	7	2	7	–	2	...	...	...	...	2	...	...	...	...	...	...	...	...	...
802#	18	17	–	28	17	6	–	6	–	1	...	...	...	...	5	–	3.0	53	–	2	2	1	1	–
803	89	21	–	25	6	48	1	2	3	1	...	...	...	...	41	1	3.7	82	20	–	–	14	7	1
804	47	53	–	60	11	16	3	9	–	3	...	...	...	...	11	2	3.5	66	46	6	5	2	3	1
805	32	9	–	31	6	14	–	12	–	5	–	4.2	...	–	5	–	3.8	61	40	2	2	2	1	–
806	20	–	–	15	20	13	–	11	–	3	...	...	...	–	6	–	3.3	73	–	1	1	3	2	2
807	8	–	13	13	38	9	–	7	–	2	...	...	...	–	3	...	...	...	–	–	–	3	1	–
808	42	31	–	36	5	15	–	13	–	9	–	5.0	7100	22	2	...	...	...	...	3	3	2	2	–
809	47	21	–	34	13	18	–	18	–	10	–	5.2	6400	10	6	–	3.7	48	33	2	2	2	2	–
810	9	–	–	44	–	5	–	3	–	–	–	–	–	–	5	–	2.6	73	–	–	–	3	1	–
811	11	–	–	27	27	7	–	6	–	3	...	...	...	–	1	...	...	...	–	...	...	...	...	...
812	60	27	–	32	17	24	–	21	–	11	–	4.3	4300	9	11	–	4.0	64	27	4	4	8	2	1
813	47	4	–	40	11	19	–	19	–	10	–	5.2	5900	–	5	–	4.4	...	20	2	2	4	1	–
814	43	7	–	35	9	23	–	18	–	6	–	5.0	5700	–	9	–	3.0	63	11	2	2	4	–	–
815#	47	11	–	38	15	23	–	12	–	9	–	4.6	4400	–	10	–	3.3	58	30	1	1	7	2	1
816	27	11	–	44	4	10	–	10	–	1	...	...	...	...	8	–	3.8	49	13	2	2	2	2	–
817	135	49	4	46	8	36	3	29	–	17	1	4.8	6300	59	14	2	3.7	58	57	10	9	3	4	1
818	91	76	–	52	3	21	2	20	–	16	2	4.4	5700	69	3	...	...	...	...	7	6	2	5	–
819	29	–	–	62	3	7	1	7	–	2	...	...	...	–	4	...	...	...	–	4	3	1	–	–
820	29	7	–	59	3	11	2	7	–	2	...	...	...	...	8	1	3.1	41	13	2	1	1	2	–
821	92	37	–	47	4	33	–	32	–	16	–	4.5	7800	31	9	–	3.4	49	67	7	7	3	7	1
*	107	20	74	6	16	22	–	6	10	1	...	...	...	...	16	–	1.8	135	–	1	1	12	–	–
105	11	–	–	55	–	3	...	...	...	...	...	...	...	–	...	...	...	...	–	...	...	...	...	...
110	9	–	–	–	78	8	–	–	8	–	–	–	–	–	8	–	1.3	153	–	–	–	7	–	–
111	19	–	95	–	37	1	...	...	...	...	...	...	...	–	...	...	...	...	–	...	...	...	...	...
115	11	9	100	–	18	–	–	–	–	–	–	–	–	–	–	–	–	–	–	–	–	–	–	–
118	2	...	...	...	...	–	–	–	–	–	–	–	–	–	–	–	–	–	–	–	–	–	–	–
202	2	...	...	...	...	2	...	...	...	...	...	...	...	...	...	...	...	...	...	...	...	...	...	...
207	–	–	–	–	–	3	...	...	...	...	...	...	...	–	...	...	...	...	–	...	...	...	...	...
211	48	42	100	–	2	–	–	–	–	–	–	–	–	–	–	–	–	–	–	–	–	–	–	–
214	–	–	–	–	–	1	...	...	...	...	...	...	...	–	...	...	...	...	–	...	...	...	...	...
216	3	...	...	...	...	2	...	...	...	...	...	...	...	...	...	...	...	...	...	...	...	...	...	...
217	2	...	...	...	...	2	...	...	...	...	...	...	...	...	...	...	...	...	...	...	...	...	...	...

[Data exclude vacant seasonal and vacant migratory housing units. For minimum base for derived figures (percent, average, etc.) and meaning of symbols, see text]

Blocks Within Census Tracts	Total population	Percent of total population: Negro	In group quarters	Under 18 years	62 years and over	Year-round housing units: Total	Lacking some or all plumbing facilities	Units in—: One-unit structures	Structures of 10 or more units	Occupied housing units: Owner: Total	Lacking some or all plumbing facilities	Average number of rooms	Average value (dollars)	Percent Negro	Renter: Total	Lacking some or all plumbing facilities	Average number of rooms	Average contract rent (dollars)	Percent Negro	1.01 or more persons per room: Total	With all plumbing facilities	One-person households	With female head of family	With roomers, boarders, or lodgers
10	1988	–	–	24	17	1067	3	754	156	427	–	5.8	14400	–	469	1	3.6	95	–	23	23	325	63	16
101	9	–	–	33	–	5	–	3	–	–	–	–	–	–	4	...	...	...	–	...	...	...	...	...
102	30	–	–	17	17	14	–	12	–	9	–	5.0	8700	–	5	–	4.0	84	–	–	–	3	–	–
103	35	–	–	9	14	17	–	17	–	12	–	5.4	10400	–	5	–	5.4	83	–	–	–	5	2	1
104	52	–	–	27	21	20	–	20	–	11	–	5.3	12500	–	8	–	5.0	106	–	–	–	2	2	–
105	30	–	–	40	–	10	–	10	–	7	–	6.7	17100	–	1	...	...	...	–	–	–	–	1	–
106	15	–	–	13	20	8	–	8	–	6	–	6.3	18800	–	1	...	...	...	–	–	–	1	–	–
107	7	–	–	–	57	6	–	6	–	5	–	7.4	28000	–	–	–	–	–	–	–	–	3	–	–
108	21	–	–	5	52	12	–	8	–	7	–	5.7	17700	–	4	...	...	...	–	–	–	3	–	1
109	49	–	–	29	22	20	–	18	–	14	–	6.2	14700	–	3	...	...	...	–	1	1	4	2	–
110	39	–	–	33	21	15	–	13	–	9	–	6.4	10900	–	4	...	...	...	–	–	–	3	–	–
111	34	–	–	12	27	18	–	16	–	8	–	5.4	10000	–	9	–	3.6	87	–	–	–	5	1	1
112	14	–	–	43	–	6	–	5	–	2	...	...	...	–	3	...	...	...	–	–	–	–	1	–
113	9	–	–	33	33	4	...	...	...	...	...	...	...	–	...	...	...	...	–	...	...	...	...	...
114	21	–	–	10	38	12	–	9	–	7	–	5.4	13800	–	5	–	3.2	...	–	–	–	6	–	1
115	33	3	–	18	27	15	–	15	–	9	–	6.7	19400	–	4	...	...	...	...	–	–	1	–	3
116	64	–	–	31	13	37	–	19	13	12	–	6.0	12800	–	18	–	3.7	93	–	1	1	15	4	1
117	19	–	–	26	21	9	–	7	–	6	–	6.8	16500	–	1	...	...	...	–	–	–	1	–	1
118	29	–	–	10	17	15	–	15	–	7	–	5.4	14600	–	7	–	3.3	104	–	–	–	6	2	–
201	12	–	–	–	50	9	–	7	–	6	–	6.5	13800	–	2	...	...	...	–	–	–	4	1	–
202	20	–	–	55	15	10	–	10	–	3	...	...	...	–	3	...	...	...	–	1	1	3	–	–
203	39	–	–	8	15	30	–	6	20	4	...	...	...	–	23	–	3.2	116	–	–	–	16	1	–
204	16	–	–	6	6	13	–	9	–	7	–	4.6	9700	–	3	...	...	...	–	–	–	5	–	–
205	25	–	–	12	44	13	–	9	–	4	...	...	...	–	8	–	3.5	80	–	–	–	3	–	1
206	38	–	–	5	16	26	–	9	15	3	...	...	...	–	21	–	3.8	134	–	–	–	11	–	–
207	17	–	–	6	29	11	–	10	–	6	–	5.2	14400	–	5	–	3.2	73	–	–	–	6	–	–
208	8	–	–	–	50	8	–	8	–	4	...	...	...	–	1	...	...	...	–	–	–	2	–	–
209	14	–	–	21	29	8	–	6	–	4	...	...	...	–	3	...	...	...	–	–	–	2	2	–
210#	14	–	–	–	29	10	–	6	–	4	...	...	...	–	5	–	2.0	99	–	1	1	6	2	–
211#	32	6	–	25	13	20	–	4	15	–	–	–	–	–	17	–	3.5	148	6	–	–	8	–	1
212	7	–	–	14	57	12	–	8	–	4	...	...	...	–	2	...	...	...	–	–	–	5	–	–
213	12	–	–	–	8	9	–	2	–	1	...	...	...	–	7	–	3.4	72	–	–	–	4	1	–
214	9	–	–	22	–	5	–	2	–	–	–	–	–	–	4	...	...	...	–	...	...	...	...	...
215	28	–	–	36	18	13	–	13	–	4	...	...	...	–	8	–	4.4	77	–	–	–	5	1	–
216	33	–	–	55	15	9	–	9	–	7	–	6.7	17300	–	1	...	...	...	–	1	1	2	–	–
303	70	–	–	10	6	56	–	14	38	3	...	...	...	–	42	–	3.3	122	–	–	–	29	–	–
304	37	–	–	–	8	32	–	5	27	3	...	...	...	–	25	–	3.0	149	–	–	–	19	1	1
305	6	–	–	–	67	6	–	1	–	1	...	...	...	–	2	...	...	...	–	...	...	...	...	...
308	6	–	–	–	–	4	...	...	...	...	...	...	...	–	...	...	...	...	–	...	...	...	...	...
312	11	–	–	18	36	4	...	...	...	...	...	...	...	–	...	...	...	...	–	...	...	...	...	...
313	7	–	–	14	29	3	...	...	...	...	...	...	...	–	...	...	...	...	–	...	...	...	...	...
314	4	...	...	...	...	4	...	...	...	...	...	...	...	...	...	...	...	...	...	...	...	...	...	...
317	3	...	...	...	...	3	...	...	...	...	...	...	...	...	...	...	...	...	...	...	...	...	...	...
318	7	–	–	–	43	4	...	...	...	...	...	...	...	–	...	...	...	...	–	...	...	...	...	...
401	3	...	...	...	...	1	...	...	...	...	...	...	...	...	...	...	...	...	...	...	...	...	...	...
402	7	–	–	14	71	10	–	6	–	2	...	...	...	–	3	...	...	...	–	–	–	3	1	–
404	25	–	–	16	–	17	–	13	–	5	–	4.4	7700	–	8	–	3.1	96	–	–	–	4	1	–
405	23	–	–	35	9	9	–	9	–	4	...	...	...	–	4	...	...	...	–	1	1	3	–	1
406	5	–	–	–	40	5	–	5	–	2	...	...	...	–	2	...	...	...	–	...	...	...	...	...
410	1	...	...	...	...	1	...	...	...	...	...	...	...	...	...	...	...	...	...	...	...	...	...	...
414	6	–	–	17	–	2	...	...	...	...	...	...	...	–	...	...	...	...	–	...	...	...	...	...
415	–	–	–	–	–	2	...	...	...	...	...	...	...	–	...	...	...	...	–	...	...	...	...	...
416	50	–	–	40	2	19	–	13	–	1	...	...	...	–	16	–	3.4	73	–	5	5	3	2	–
417	2	...	...	...	...	2	...	...	...	...	...	...	...	...	...	...	...	...	...	...	...	...	...	...
501	28	–	–	43	7	6	–	5	–	4	...	...	...	–	2	...	...	...	–	1	1	–	–	–
503	16	–	–	44	–	5	–	5	–	3	...	...	...	–	2	...	...	...	–	–	–	1	–	–
504	20	–	–	10	15	16	2	13	–	5	–	5.2	5700	–	5	1	3.2	...	–	–	–	4	–	–
505	45	–	–	33	7	17	–	15	–	4	...	...	...	–	13	–	3.6	70	–	1	1	3	4	–
506	32	–	–	41	6	12	–	12	–	7	–	5.3	9200	–	4	...	...	...	–	1	1	3	–	–
507	29	–	–	35	7	13	–	12	–	9	–	5.6	10600	–	1	...	...	...	–	1	1	2	1	–
508	35	–	–	31	6	13	–	10	–	4	...	...	...	–	8	–	4.4	89	–	1	1	–	2	–
509	27	–	–	15	22	16	–	16	–	8	–	4.9	7800	–	7	–	3.0	71	–	–	–	9	–	1
511	16	–	–	25	6	11	–	6	–	3	...	...	...	–	6	–	3.3	74	–	–	–	5	2	–
512	11	–	–	27	36	5	–	4	–	5	–	5.8	...	–	–	–	–	–	–	–	–	2	–	–
513	27	–	–	44	7	10	–	10	–	6	–	6.8	14800	–	4	...	...	...	–	–	–	5	–	–
514	33	–	–	49	6	13	–	13	–	7	–	5.0	8700	–	2	...	...	...	–	1	1	1	2	–
515	21	–	–	43	10	11	–	9	–	6	–	5.5	8300	–	1	...	...	...	–	–	–	2	2	–
516	11	–	–	–	55	10	–	3	–	2	...	...	...	–	7	–	2.7	64	–	–	–	7	1	–
517	28	–	–	7	25	21	–	8	12	4	...	...	...	–	14	–	2.9	72	–	–	–	10	2	–
518	32	–	–	25	–	20	–	5	–	2	...	...	...	–	13	–	3.0	86	–	–	–	5	1	–
601	10	–	–	30	40	4	...	...	...	...	...	...	...	–	...	...	...	...	–	...	...	...	...	...
602	7	–	–	57	–	4	...	...	...	...	...	...	...	–	...	...	...	...	–	...	...	...	...	...
603	9	–	–	–	33	8	–	8	–	3	...	...	...	–	2	...	...	...	–	–	–	2	–	–
604	10	–	–	–	50	5	–	5	–	3	...	...	...	–	2	...	...	...	–	–	–	–	1	–
605	17	–	–	12	12	9	–	8	–	6	–	6.0	16000	–	2	...	...	...	–	–	–	3	1	–
606	39	–	–	15	33	24	–	7	16	5	–	5.8	25300	–	15	–	3.5	91	–	–	–	8	3	–
607	12	–	–	33	8	7	–	5	–	4	...	...	...	–	–	–	–	–	–	...	...	...	...	...
608	13	–	–	8	15	15	–	11	–	3	...	...	...	–	5	–	3.6	77	–	–	–	4	2	–
609	10	–	–	20	40	4	...	...	...	...	...	...	...	–	...	...	...	...	–	...	...	...	...	...
610#	41	–	–	29	12	24	1	21	–	11	–	5.1	9700	–	5	–	5.0	89	–	–	–	3	1	–
611	45	–	–	18	27	20	–	18	–	16	–	5.3	10400	–	3	...	...	...	–	–	–	5	–	–
612	12	–	–	33	42	7	–	7	–	4	...	...	...	–	1	...	...	...	–	–	–	2	–	–
613	25	–	–	28	28	11	–	11	–	7	–	6.6	17700	–	2	...	...	...	–	–	–	2	–	–
614	43	–	–	19	14	21	–	16	–	10	–	5.8	12100	–	9	–	4.0	94	–	–	–	4	1	–
615	49	–	–	25	6	21	–	18	–	9	–	6.0	16600	–	9	–	4.0	77	–	1	1	3	2	–
616	10	–	–	10	20	6	–	6	–	4	...	...	...	–	–	–	–	–	–	...	...	...	...	...
617	15	–	–	27	13	7	–	7	–	5	–	7.2	24000	–	–	–	–	–	–	–	–	–	–	–
618	61	–	–	51	5	17	–	17	–	11	–	6.8	22600	–	5	–	4.4	...	–	2	2	3	–	–
619	25	–	–	12	28	14	–	14	–	12	–	6.4	27000	–	2	...	...	...	–	–	–	6	2	–
620	17	–	–	24	24	7	–	7	–	4	...	...	...	–	2	...	...	...	–	1	1	1	1	–

Table 2. **Characteristics of Housing Units and Population, by Blocks: 1970**—Con. **Midland County, Tex.**

[Data exclude vacant seasonal and vacant migratory housing units. For minimum base for derived figures (percent, average, etc.) and meaning of symbols, see text]

Blocks Within Census Tracts	Total population	Percent of total population: Negro	In group quarters	Under 18 years	62 years and over	Year-round housing units: Total	Lacking some or all plumbing facilities	Units in—: One-unit structures	Structures of 10 or more units	Occupied housing units: Owner: Total	Lacking some or all plumbing facilities	Average number of rooms	Average value (dollars)	Percent Negro	Renter: Total	Lacking some or all plumbing facilities	Average number of rooms	Average contract rent (dollars)	Percent Negro	1.01 or more persons per room: Total	With all plumbing facilities	One-person households	With female head of family	With roomers, boarders, or lodgers
11	4056	–	1	31	12	1694	1	1478	12	897	–	5.3	11000	–	603	1	4.0	83	–	80	80	337	123	23
101	24	–	–	25	13	13	–	10	–	3	...	...	...	–	8	–	3.8	107	–	–	–	4	–	1
102	26	–	–	12	12	13	–	10	–	4	...	...	...	–	6	–	4.5	90	–	–	–	1	–	1
103	16	–	–	31	31	6	–	6	–	4	...	...	...	–	2	...	...	...	–	–	–	–	1	–
104	21	–	–	10	24	12	–	9	–	5	–	5.8	...	–	6	–	4.0	136	–	1	1	5	–	–
105	25	–	–	36	12	9	–	7	–	5	–	7.0	26800	–	4	...	...	...	–	–	–	3	–	–
106	28	–	–	29	21	13	–	11	–	5	–	4.8	...	–	7	–	4.1	90	–	–	–	4	2	–
109	11	–	–	36	46	4	...	...	...	...	...	...	...	–	...	...	...	...	–	...	...	...	...	...
111	11	–	–	9	36	7	–	7	–	4	...	...	...	–	2	...	...	...	–	–	–	3	1	–
112	19	–	–	16	16	12	–	4	–	3	...	...	...	–	6	–	3.3	131	–	–	–	3	–	–
113	10	–	–	20	60	5	–	5	–	4	...	...	...	–	1	...	...	...	–	–	–	2	–	–
114	7	–	–	–	86	7	–	5	–	4	...	...	...	–	2	...	...	...	–	–	–	5	–	–
115	15	–	–	33	–	6	–	6	–	3	...	...	...	–	2	...	...	...	–	1	1	–	2	–
116	15	–	–	13	33	9	–	7	–	3	...	...	...	–	5	–	2.6	63	–	–	–	4	–	–
117	6	–	–	17	50	3	...	...	...	...	...	...	...	–	...	...	...	...	–	...	...	...	...	...
118	8	–	–	–	63	5	–	5	–	5	–	5.8	...	–	–	–	–	–	–	–	–	2	1	–
119	8	–	–	13	50	5	–	5	–	4	...	...	...	–	–	–	–	–	–	...	...	...	...	...
121	25	–	–	36	–	7	–	7	–	6	–	5.8	19200	–	1	...	...	...	–	1	1	–	1	–
122	8	–	–	25	25	4	...	...	...	...	...	...	...	–	...	...	...	...	–	...	...	...	...	...
123	8	–	–	–	38	6	–	6	–	5	–	7.8	27500	–	–	–	–	–	–	–	–	2	–	–
124	16	–	–	31	19	7	–	7	–	5	–	5.8	18800	–	1	...	...	...	–	–	–	2	–	–
204	14	–	–	21	7	7	–	7	–	5	–	6.2	11800	–	2	...	...	...	–	–	–	3	–	–
205	6	–	–	17	33	3	...	...	...	...	...	...	...	–	...	...	...	...	–	...	...	...	...	...
207	6	–	–	17	33	3	...	...	...	...	...	...	...	–	...	...	...	...	–	...	...	...	...	...
209	21	–	–	24	24	8	–	8	–	6	–	7.3	26300	–	1	...	...	...	–	–	–	1	–	–
210	8	–	–	25	38	5	–	5	–	3	...	...	...	–	1	...	...	...	–	...	...	...	...	...
211	15	–	–	13	47	11	–	7	–	6	–	6.0	...	–	2	...	...	...	–	–	–	3	–	–
212	20	–	–	10	25	11	–	9	–	5	–	5.6	...	–	6	–	3.0	78	–	–	–	6	1	–
213	30	–	–	20	7	12	–	12	–	9	–	5.3	10400	–	2	...	...	...	–	–	–	–	–	–
214#	22	–	–	–	14	15	–	11	–	3	...	...	...	–	9	–	3.7	82	–	–	–	4	–	–
215	32	–	–	19	9	14	–	12	–	7	–	5.0	7000	–	5	–	3.6	78	–	–	–	2	1	–
216	22	–	–	5	32	12	–	12	–	7	–	5.0	7700	–	3	...	...	...	–	–	–	1	1	–
217	29	–	–	21	17	10	–	10	–	9	–	6.1	12600	–	1	...	...	...	–	–	–	2	–	–
218	20	–	–	25	15	11	–	11	–	5	–	6.6	15000	–	3	...	...	...	–	–	–	1	–	–
219	11	–	–	18	27	6	–	6	–	4	...	...	...	–	1	...	...	...	–	–	–	3	–	–
220	22	–	–	36	5	9	–	9	–	7	–	4.9	9100	–	2	...	...	...	–	–	–	3	–	–
221	27	–	–	41	15	11	–	11	–	6	–	5.0	7900	–	4	...	...	...	–	–	–	4	2	–
222	15	–	–	13	20	10	–	8	–	3	...	...	...	–	5	–	3.4	71	–	–	–	3	1	–
223	27	–	–	33	11	15	–	13	–	4	...	...	...	–	7	–	3.7	64	–	–	–	5	1	–
224	17	–	–	35	6	6	–	6	–	3	...	...	...	–	3	...	...	...	–	–	–	1	–	–
225	42	–	–	33	17	18	–	15	–	8	–	4.1	6800	–	8	–	3.6	61	–	4	4	2	2	–
226	22	–	–	18	23	10	–	10	–	7	–	5.3	8400	–	3	...	...	...	–	–	–	3	2	–
301	9	–	–	33	22	5	–	5	–	3	...	...	...	–	1	...	...	...	–	...	...	...	...	...
304	11	–	–	–	–	6	–	6	–	5	–	4.4	7700	–	1	...	...	...	–	–	–	2	1	–
305	8	–	–	–	13	5	–	5	–	3	...	...	...	–	2	...	...	...	–	–	–	2	–	–
306	17	–	–	47	–	7	–	7	–	1	...	...	...	–	5	–	4.8	53	–	–	–	2	1	–
307	6	–	–	17	–	3	...	...	...	...	...	...	...	–	...	...	...	...	–	...	...	...	...	...
308	17	–	–	41	–	6	–	6	–	4	...	...	...	–	1	...	...	...	–	–	–	–	–	–
309	16	–	–	19	13	7	–	7	–	4	...	...	...	–	3	...	...	...	–	–	–	2	–	–
310	10	–	–	30	20	4	...	...	...	...	...	...	...	–	...	...	...	...	–	...	...	...	...	...
311	9	–	–	–	44	5	–	5	–	4	...	...	...	–	1	...	...	...	–	–	–	2	–	–
312	18	–	–	17	–	10	–	10	–	7	–	4.7	5800	–	1	...	...	...	–	–	–	1	–	–
313	25	–	–	32	20	11	–	9	–	4	...	...	...	–	6	–	3.0	60	–	2	2	4	–	–
314	31	–	32	19	16	8	–	8	–	4	...	...	...	–	4	...	...	...	–	1	1	3	–	1
315	23	–	–	22	26	11	–	9	–	5	–	5.4	9800	–	6	–	3.2	69	–	–	–	4	–	–
316	24	–	–	17	17	9	–	9	–	8	–	5.3	8400	–	1	...	...	...	–	–	–	2	1	–
317	25	–	–	28	20	11	–	11	–	7	–	5.0	8800	–	4	...	...	...	–	–	–	4	1	–
318	15	–	–	20	40	8	–	8	–	6	–	5.2	9500	–	1	...	...	...	–	–	–	2	–	–
319	19	–	–	32	16	8	–	8	–	4	...	...	...	–	3	...	...	...	–	–	–	2	–	–
320	17	–	–	29	12	7	–	7	–	6	–	5.7	17900	–	1	...	...	...	–	–	–	2	1	–
321	12	–	–	–	50	7	–	7	–	6	–	6.2	24000	–	1	...	...	...	–	–	–	3	–	–
322	18	–	–	22	33	7	–	7	–	7	–	6.3	13900	–	–	–	–	–	–	–	–	1	1	–
323	32	–	–	50	3	9	–	9	–	8	–	5.3	10300	–	–	–	–	–	–	1	1	1	1	–
324	26	–	–	46	12	7	–	7	–	6	–	5.5	12900	–	1	...	...	...	–	–	–	–	1	–
326	25	–	–	36	4	9	–	8	–	6	–	7.0	21000	–	3	...	...	...	–	–	–	3	–	–
327	17	–	–	29	–	9	–	7	–	5	–	7.2	15500	–	2	...	...	...	–	–	–	2	1	–
328	9	–	–	56	–	2	...	...	...	...	...	...	...	–	...	...	...	...	–	...	...	...	...	...
329	7	–	–	–	43	4	...	...	...	...	...	...	...	–	...	...	...	...	–	...	...	...	...	...
401	16	–	–	19	31	9	–	9	–	6	–	6.0	16700	–	2	...	...	...	–	–	–	4	–	–
402	17	–	–	47	–	4	...	...	...	...	...	...	...	–	...	...	...	...	–	...	...	...	...	...
403	19	–	–	53	–	6	–	6	–	3	...	...	...	–	2	...	...	...	–	1	1	1	–	–
406	–	–	–	–	–	1	...	...	...	...	...	...	...	–	...	...	...	...	–	...	...	...	...	...
408	6	–	–	17	–	4	...	...	...	...	...	...	...	–	...	...	...	...	–	...	...	...	...	...
409	15	–	–	13	47	9	–	9	–	3	...	...	...	–	6	–	3.2	86	–	2	2	5	–	–
410	7	–	–	–	14	3	...	...	...	...	...	...	...	–	...	...	...	...	–	...	...	...	...	...
411	9	–	100	–	33	–	–	–	–	–	–	–	–	–	–	–	–	–	–	–	–	–	–	–
415	55	–	–	42	2	21	–	–	–	–	–	–	–	–	21	–	4.0	99	–	2	2	4	7	–
417	71	–	–	23	7	37	–	9	–	3	...	...	...	–	30	–	3.8	98	–	–	–	11	2	1
418	44	–	–	27	7	16	–	16	–	7	–	4.9	12300	–	9	–	4.7	81	–	1	1	3	1	–
419	50	–	–	24	14	27	–	15	–	10	–	4.6	7600	–	14	–	4.1	109	–	–	–	7	2	–
420	39	–	–	33	13	14	–	14	–	8	–	4.9	10600	–	6	–	4.7	91	–	1	1	1	4	1
421	60	–	–	42	2	20	–	20	–	13	–	5.2	12800	–	6	–	4.8	111	–	2	2	5	–	–
423#	34	–	–	38	–	10	–	10	–	5	–	5.2	13800	–	5	–	5.6	143	–	–	–	1	1	1
424	55	–	–	31	4	18	–	18	–	15	–	5.5	12100	–	3	...	...	...	–	1	1	1	1	1
501	75	–	–	32	12	25	–	23	–	19	–	5.1	10600	–	5	–	4.6	...	–	1	1	2	2	–
502	46	–	–	41	13	16	–	16	–	10	–	5.1	9500	–	4	...	...	...	–	1	1	–	–	–
503	24	–	–	42	8	9	–	9	–	5	–	4.6	6700	–	3	...	...	...	–	–	–	2	–	–
504	65	–	–	23	12	29	–	26	–	14	–	5.4	8700	–	13	–	4.1	73	–	1	1	7	3	–
505	39	–	–	23	10	18	–	17	–	11	–	4.7	8500	–	4	...	...	...	–	1	1	3	2	–
506	33	–	–	21	18	16	–	15	–	11	–	4.7	7700	–	3	...	...	...	–	–	–	3	3	–

[Data exclude vacant seasonal and vacant migratory housing units. For minimum base for derived figures (percent, average, etc.) and meaning of symbols, see text]

Blocks Within Census Tracts	Total population	Percent of total population: Negro	In group quarters	Under 18 years	62 years and over	Year-round housing units: Total	Lacking some or all plumbing facilities	Units in—: One-unit structures	Structures of 10 or more units	Occupied housing units: Owner: Total	Lacking some or all plumbing facilities	Average number of rooms	Average value (dollars)	Percent Negro	Renter: Total	Lacking some or all plumbing facilities	Average number of rooms	Average contract rent (dollars)	Percent Negro	1.01 or more persons per room: Total	With all plumbing facilities	One-person households	With female head of family	With roomers, boarders, or lodgers
507	37	–	–	27	8	17	–	14	–	8	–	5.0	10000	–	6	–	4.8	112	–	1	1	2	3	–
508	22	–	–	50	5	8	–	8	–	3	...	...	...	–	4	...	...	...	–	1	1	3	–	–
509	40	–	–	28	–	17	–	15	–	8	–	4.6	7800	–	8	–	4.0	68	–	1	1	2	2	–
510	46	–	–	24	13	18	–	18	–	10	–	4.7	7200	–	7	–	4.3	72	–	–	–	–	1	–
511	75	–	–	37	9	30	–	26	–	10	–	5.2	7700	–	18	–	3.9	77	–	1	1	6	5	–
516	9	–	–	11	22	4	...	...	...	...	...	...	...	–	...	...	...	...	–	...	...	...	...	...
517	19	–	–	32	11	7	–	5	–	3	...	...	...	–	4	...	...	...	–	1	1	1	1	1
519	3	...	...	...	...	1	...	...	...	...	...	...	...	...	...	...	...	...	...	...	...	...	...	...
520#	23	–	–	35	4	8	–	8	–	2	...	...	...	–	5	–	4.4	81	–	–	–	–	–	–
522	29	–	–	38	3	11	–	5	–	4	...	...	...	–	6	–	3.5	72	–	2	2	2	2	–
523	16	–	–	50	–	3	...	...	...	...	...	...	...	–	...	...	...	...	–	...	...	...	...	...
601	16	6	–	13	–	10	–	1	7	2	...	...	...	...	7	–	1.0	105	14	1	1	7	–	–
603	13	–	–	46	–	6	–	6	–	3	...	...	...	–	2	...	...	...	–	–	–	1	1	–
604	26	–	–	23	8	12	–	10	–	5	–	5.2	8300	–	6	–	3.7	68	–	–	–	2	–	–
605	37	–	–	35	5	12	–	12	–	10	–	5.5	8800	–	2	...	...	...	–	–	–	1	2	–
606	30	–	–	30	17	12	–	11	–	9	–	5.2	10100	–	2	...	...	...	–	–	–	1	–	–
607	29	–	–	17	14	19	–	6	–	3	...	...	...	–	12	–	3.2	83	–	1	1	7	–	1
608	33	–	–	36	6	11	–	11	–	5	–	5.0	9700	–	5	–	4.4	71	–	1	1	1	1	–
609	31	–	–	36	3	12	1	12	–	7	–	5.4	7300	–	3	...	...	...	–	1	1	3	–	–
610	38	–	–	34	5	12	–	8	–	8	–	4.8	7900	–	2	...	...	...	–	1	1	–	–	–
613#	44	–	–	39	7	12	–	12	–	6	–	4.7	7000	–	6	–	4.5	78	–	2	2	1	2	1
614	36	–	–	42	3	14	–	11	–	4	...	...	...	–	9	–	3.9	74	–	1	1	2	2	–
615	42	–	–	29	12	16	–	10	–	5	–	4.4	8200	–	11	–	3.5	66	–	–	–	1	2	2
616	24	–	–	29	17	15	–	12	–	4	...	...	...	–	7	–	3.9	78	–	–	–	5	1	1
617	42	5	–	33	5	19	–	12	–	6	–	6.0	8300	–	12	–	3.5	73	8	1	1	7	2	1
618	13	–	–	23	31	7	–	7	–	3	...	...	...	–	3	...	...	...	–	–	–	2	–	–
619	32	–	–	25	38	14	–	14	–	13	–	4.6	7300	–	–	–	–	–	–	1	1	2	1	–
620	28	–	–	32	18	13	–	11	–	6	–	4.8	8300	–	5	–	4.0	71	–	1	1	5	–	–
701	16	–	–	–	25	12	–	12	–	6	–	4.5	7000	–	3	...	...	...	–	–	–	2	1	–
702	28	–	–	29	25	10	–	10	–	7	–	5.1	7700	–	3	...	...	...	–	1	1	3	1	–
703	20	–	–	35	5	9	–	7	–	3	...	...	...	–	4	...	...	...	–	–	–	2	1	–
704	31	–	–	32	–	12	–	10	–	7	–	4.7	6600	–	5	–	3.6	67	–	1	1	3	–	–
705	19	–	–	26	16	10	–	10	–	4	...	...	...	–	4	...	...	...	–	–	–	3	–	–
706#	41	–	–	42	10	17	–	17	–	4	...	...	...	–	10	–	4.6	69	–	2	2	4	1	–
709	7	–	–	–	–	3	...	...	...	...	...	...	...	–	...	...	...	...	–	...	...	...	...	...
710	3	...	...	...	...	4	...	...	...	...	...	...	...	...	...	...	...	...	...	...	...	...	...	...
711	13	–	–	8	46	6	–	6	–	4	...	...	...	–	2	...	...	...	–	–	–	1	–	–
712	14	–	–	57	–	5	–	5	–	1	...	...	...	–	2	...	...	...	–	...	...	...	...	...
714	2	...	...	...	...	1	...	...	...	...	...	...	...	...	...	...	...	...	...	...	...	...	...	...
717	7	–	–	43	14	3	...	...	...	...	...	...	...	–	...	...	...	...	–	...	...	...	...	...
718	2	...	...	...	...	2	...	...	...	...	...	...	...	...	...	...	...	...	...	...	...	...	...	...
801	2	...	...	...	...	4	...	...	...	...	...	...	...	...	...	...	...	...	...	...	...	...	...	...
803	32	–	–	28	6	15	–	2	–	13	–	4.2	...	–	1	...	...	...	–	–	–	4	3	1
804	20	–	–	25	–	11	–	11	–	4	...	...	...	–	6	–	4.2	72	–	–	–	4	1	–
805	65	–	–	31	5	28	–	24	–	14	–	5.1	8400	–	11	–	3.8	78	–	–	–	6	1	–
806	14	–	–	36	–	3	...	...	...	...	...	...	...	–	...	...	...	...	–	...	...	...	...	...
807	15	–	–	27	20	11	–	11	–	3	...	...	...	–	4	...	...	...	–	–	–	3	1	1
808	47	–	–	30	9	20	–	20	–	11	–	5.2	9400	–	7	–	4.6	68	–	–	–	3	1	2
809	47	–	–	47	6	15	–	15	–	11	–	4.8	6200	–	2	...	...	...	–	3	3	2	3	1
810	25	–	–	40	–	15	–	15	–	4	...	...	...	–	4	...	...	...	–	1	1	1	1	–
811	59	–	–	37	2	24	–	24	–	12	–	4.3	6400	–	7	–	4.7	80	–	2	2	3	4	1
812	43	–	–	40	9	22	–	22	–	12	–	4.8	8300	–	2	...	...	...	–	3	3	1	3	–
813	38	–	–	18	18	20	–	20	–	10	–	4.2	5900	–	7	–	4.3	76	–	–	–	4	–	1
814	58	–	–	43	2	23	–	23	–	13	–	5.0	8300	–	5	–	4.6	73	–	2	2	3	1	–
815	65	–	–	42	14	22	–	22	–	13	–	4.8	8200	–	6	–	4.5	77	–	2	2	1	2	–
816	54	–	–	28	13	23	–	23	–	17	–	5.5	10900	–	3	...	...	...	–	–	–	3	1	–
817	72	–	–	39	6	23	–	22	–	16	–	5.6	10700	–	4	...	...	...	–	1	1	–	3	–
818	81	–	–	47	7	26	–	26	–	16	–	5.2	9200	–	6	–	5.2	103	–	3	3	3	1	–
819	61	–	–	41	3	24	–	24	–	16	–	5.1	9500	–	4	...	...	...	–	1	1	3	1	–
820	66	–	–	42	6	19	–	19	–	15	–	5.9	10400	–	2	...	...	...	–	–	–	–	1	–
821	41	–	–	49	7	11	–	11	–	5	–	6.2	12800	–	4	...	...	...	–	–	–	–	1	–
822	94	–	–	42	6	24	–	24	–	21	–	5.3	11800	–	2	...	...	...	–	4	4	–	–	1
823	61	–	–	44	7	20	–	20	–	14	–	5.4	14100	–	3	–	...	...	–	2	2	–	3	–
12	5050	–	–	40	4	1662	3	1661	–	1244	3	5.3	10700	–	228	–	4.9	97	–	93	93	99	91	17
101	65	–	–	45	6	19	–	19	–	13	–	5.6	13800	–	5	–	5.2	122	–	1	1	–	1	–
102	121	–	–	37	4	36	–	36	–	31	–	5.5	14000	–	3	...	...	...	–	3	3	1	1	1
103	78	–	–	37	3	23	1	23	–	19	1	5.3	13800	–	4	...	...	...	–	1	1	2	–	1
104	41	–	–	49	–	11	–	11	–	7	–	5.1	10900	–	3	...	...	...	–	3	3	–	1	–
105	78	–	–	31	8	31	–	31	–	25	–	4.5	6800	–	4	...	...	...	–	2	2	5	2	–
106	58	–	–	35	12	23	–	23	–	14	–	4.9	7300	–	6	–	4.5	78	–	2	2	4	1	–
107	38	–	–	40	3	12	–	12	–	11	–	4.9	9600	–	–	–	–	–	–	2	2	1	–	–
108	78	–	–	40	4	23	–	23	–	14	–	5.4	13600	–	9	–	5.2	121	–	–	–	–	5	–
109	77	–	–	42	7	24	–	24	–	20	–	5.4	13400	–	2	...	...	...	–	2	2	–	2	1
110	40	–	–	40	5	12	–	12	–	10	–	5.5	10500	–	–	–	–	–	–	1	1	1	–	–
111	113	–	–	43	2	32	–	32	–	23	–	5.6	7000	–	8	–	5.4	80	–	2	2	1	5	1
112	50	–	–	36	–	16	–	16	–	11	–	4.5	6500	–	4	...	...	...	–	2	2	1	1	1
113	45	–	–	42	–	17	–	17	–	12	–	4.7	6400	–	1	...	...	...	–	–	–	1	–	–
114	66	–	–	35	2	26	–	26	–	18	–	5.4	7800	–	3	...	...	...	–	–	–	1	1	–
115	49	–	–	47	2	18	–	18	–	11	–	5.5	7300	–	2	...	...	...	–	–	–	–	–	–
116	9	–	–	56	11	3	...	...	...	...	...	...	...	–	...	...	...	...	–	...	...	...	...	...
117	76	–	–	38	4	28	–	28	–	20	–	5.3	8100	–	5	–	5.0	76	–	1	1	4	1	–
119	44	–	–	32	2	21	–	21	–	14	–	5.3	8400	–	3	...	...	...	–	–	–	4	1	–
120	69	–	–	46	6	22	–	22	–	14	–	4.9	8900	–	5	–	4.6	75	–	3	3	2	2	1
201	57	–	–	35	10	24	–	24	–	15	–	4.4	7900	–	4	...	...	...	–	2	2	3	2	1
202	34	–	–	35	6	17	–	17	–	10	–	4.9	7500	–	2	...	...	...	–	1	1	–	4	1
203	76	–	–	42	5	29	1	29	–	20	1	4.7	7100	–	3	...	...	...	–	2	2	2	1	–
204#	33	–	–	33	3	14	–	14	–	6	–	4.3	6600	–	5	–	4.2	69	–	1	1	1	–	–
205	39	–	–	36	13	17	–	17	–	13	–	4.3	7300	–	1	...	...	...	–	2	2	1	2	–

[Data exclude vacant seasonal and vacant migratory housing units. For minimum base for derived figures (percent, average, etc.) and meaning of symbols, see text]

Blocks Within Census Tracts	Total population	Percent of total population: Negro	In group quarters	Under 18 years	62 years and over	Year-round housing units: Total	Lacking some or all plumbing facilities	Units in—: One-unit structures	Structures of 10 or more units	Occupied housing units: Owner: Total	Lacking some or all plumbing facilities	Average number of rooms	Average value (dollars)	Percent Negro	Renter: Total	Lacking some or all plumbing facilities	Average number of rooms	Average contract rent (dollars)	Percent Negro	1.01 or more persons per room: Total	With all plumbing facilities	One-person households	With female head of family	With roomers, boarders, or lodgers
207	57	–	–	37	–	23	–	23	–	12	–	5.0	5700	–	5	–	4.4	65	–	–	–	–	2	–
208	55	–	–	31	13	29	–	29	–	20	–	4.4	7100	–	1	...	...	...	–	1	1	5	1	–
209	50	–	–	26	16	19	–	19	–	15	–	4.8	7200	–	3	...	...	...	–	–	–	2	–	–
210	71	–	–	31	3	31	–	31	–	18	–	4.4	6800	–	8	–	3.9	74	–	2	2	5	1	–
211	62	–	–	31	5	18	–	18	–	16	–	5.0	7300	–	2	...	...	...	–	–	–	–	–	–
212	58	–	–	36	5	22	–	22	–	16	–	4.6	6500	–	3	...	...	...	–	1	1	3	–	–
213	84	–	–	39	1	26	–	26	–	19	–	5.2	9000	–	4	...	...	...	–	1	1	–	2	–
214	30	–	–	23	17	15	–	15	–	11	–	4.3	7300	–	2	...	...	...	–	–	–	3	–	–
215	26	–	–	31	23	12	–	12	–	9	–	4.2	5000	–	2	...	...	...	–	1	1	4	2	–
216	40	–	–	38	8	15	–	15	–	13	–	5.1	6900	–	–	–	–	–	–	2	2	2	2	–
217	52	–	–	37	4	23	–	23	–	13	–	4.7	6400	–	5	–	4.4	...	–	–	–	2	1	–
218	55	–	–	46	6	18	–	18	–	13	–	5.0	7200	–	2	...	...	...	–	3	3	2	3	–
219	91	–	–	47	1	29	–	29	–	19	–	5.3	7800	–	5	–	5.6	89	–	2	2	1	4	–
301	46	–	–	44	11	15	–	15	–	13	–	5.6	8000	–	–	–	–	–	–	1	1	1	1	–
302	36	–	–	50	6	13	–	13	–	8	–	4.9	7500	–	1	...	...	...	–	2	2	–	1	2
303	60	–	–	45	–	16	–	15	–	14	–	5.2	9800	–	2	...	...	...	–	1	1	1	1	–
304	70	–	–	39	4	21	–	21	–	14	–	5.4	12700	–	5	–	5.2	...	–	1	1	1	1	–
305	64	–	–	30	2	21	–	21	–	16	–	6.1	13600	–	4	...	...	...	–	–	–	–	1	–
306	30	–	–	37	3	10	–	10	–	9	–	5.0	12400	–	1	...	...	...	–	–	–	–	1	–
307	42	–	–	38	5	14	–	14	–	11	–	5.6	12400	–	2	...	...	...	–	–	–	2	–	1
308	55	–	–	29	13	20	–	20	–	15	–	5.1	9700	–	4	...	...	...	–	2	2	1	1	–
309	56	–	–	36	7	21	–	21	–	11	–	5.5	7800	–	7	–	5.3	92	–	1	1	2	1	1
310	23	–	–	39	4	7	–	7	–	6	–	5.8	8300	–	–	–	–	–	–	–	–	–	1	–
311	45	–	–	47	–	16	–	16	–	12	–	5.7	10800	–	1	...	...	...	–	–	–	1	2	–
312	51	–	–	33	2	18	–	18	–	14	–	5.9	12700	–	4	...	...	...	–	–	–	2	1	1
313	58	–	–	38	–	16	–	16	–	11	–	5.2	13500	–	4	...	...	...	–	2	2	–	–	–
314	79	–	–	35	3	26	–	26	–	23	–	5.4	13000	–	2	...	...	...	–	1	1	1	3	–
315	77	–	–	46	5	20	–	20	–	16	–	5.4	12800	–	4	...	...	...	–	3	3	2	–	–
316	67	–	–	40	2	21	–	21	–	16	–	5.4	13300	–	4	...	...	...	–	1	1	1	4	–
317	42	–	–	38	5	13	–	13	–	7	–	4.9	10900	–	6	–	5.3	108	–	2	2	1	–	–
401	59	–	–	32	2	24	–	24	–	17	–	5.7	13900	–	2	...	...	...	–	–	–	1	–	–
402	105	–	–	47	–	30	–	30	–	26	–	5.5	14800	–	1	...	...	...	–	3	3	–	–	–
403	79	–	–	52	1	23	1	23	–	18	1	5.4	11500	–	1	...	...	...	–	1	1	–	1	–
404	66	–	–	36	–	20	–	20	–	18	–	5.5	12800	–	1	...	...	...	–	–	–	–	1	–
405	73	–	–	36	–	29	–	29	–	20	–	5.5	12400	–	3	...	...	...	–	1	1	1	–	1
406	34	–	–	27	6	13	–	13	–	11	–	5.5	11700	–	–	–	–	–	–	–	–	–	–	–
408	88	–	–	46	2	21	–	21	–	19	–	5.7	12800	–	2	...	...	...	–	3	3	1	1	–
409	85	–	–	39	2	26	–	26	–	22	–	5.4	11500	–	2	...	...	...	–	–	–	2	–	–
411	16	–	–	31	6	7	–	7	–	4	...	...	...	–	2	...	...	...	–	1	1	2	–	–
412	36	–	–	47	–	13	–	13	–	7	–	4.7	5800	–	3	...	...	...	–	2	2	–	2	–
413	55	–	–	35	9	21	–	21	–	12	–	4.8	7200	–	4	...	...	...	–	1	1	–	1	1
414	35	–	–	31	6	16	–	16	–	12	–	4.5	7300	–	1	...	...	...	–	–	–	2	–	–
415#	83	–	–	41	1	31	–	31	–	19	–	4.8	7600	–	6	–	4.2	57	–	3	3	4	1	–
417	89	–	–	43	1	26	–	26	–	23	–	5.7	14200	–	2	...	...	...	–	1	1	1	–	–
501	83	–	–	53	–	21	–	21	–	17	–	5.6	14800	–	2	...	...	...	–	1	1	–	–	–
502	91	–	–	44	–	25	–	25	–	21	–	5.8	13900	–	3	...	...	...	–	2	2	–	1	–
503	89	–	–	44	1	28	–	28	–	23	–	6.0	13000	–	2	...	...	...	–	2	2	1	1	1
504	159	–	–	51	1	36	–	36	–	30	–	5.7	13500	–	5	–	5.4	...	–	4	4	–	2	–
505	56	–	–	50	4	14	–	14	–	14	–	5.7	13000	–	–	–	–	–	–	–	–	–	1	–
506	14	–	–	43	7	3	...	...	...	...	...	...	...	–	...	...	...	...	–	...	...	...	...	...
507	95	–	–	53	1	25	–	25	–	21	–	6.0	13100	–	2	...	...	...	–	1	1	1	2	–
508	38	–	–	50	3	10	–	10	–	8	–	5.4	13100	–	1	...	...	...	–	1	1	1	2	–
509	30	–	–	37	3	11	–	11	–	9	–	5.7	14900	–	1	...	...	...	–	–	–	1	1	–
510	41	–	–	51	–	10	–	10	–	8	–	5.4	13800	–	2	...	...	...	–	–	–	–	1	–
511	65	–	–	49	2	16	–	16	–	15	–	5.5	15300	–	1	...	...	...	–	–	–	–	1	1
512	49	–	–	45	–	13	–	13	–	12	–	5.7	14700	–	1	...	...	...	–	–	–	–	–	–
513	41	–	–	54	–	13	–	13	–	10	–	6.2	15300	–	–	–	–	–	–	1	1	1	–	–
514	55	–	–	36	–	18	–	18	–	16	–	5.2	13600	–	–	–	–	–	–	–	–	–	–	–
515	86	–	–	37	4	25	–	25	–	22	–	5.3	14400	–	2	...	...	...	–	–	–	–	1	–
516	95	–	–	41	3	28	–	28	–	25	–	5.7	15000	–	–	–	–	–	–	1	1	–	1	–
13	3994	–	–	43	3	1299	3	1282	1	963	3	5.4	11600	–	134	–	5.0	100	–	73	73	51	52	7
101#	38	–	–	45	5	15	–	10	1	4	...	...	...	–	8	–	3.0	69	–	4	4	2	1	–
104#	136	–	–	35	6	50	1	44	–	35	1	5.1	8000	–	10	–	4.9	81	–	4	4	4	2	1
105	25	–	–	20	20	12	–	12	–	8	–	4.0	6200	–	3	...	...	...	–	1	1	2	1	–
106	62	–	–	40	3	21	–	21	–	13	–	4.8	8200	–	3	...	...	...	–	2	2	1	3	–
107	29	–	–	28	–	12	–	12	–	7	–	5.3	6100	–	3	...	...	...	–	–	–	2	–	–
108	54	–	–	39	13	22	–	22	–	14	–	4.5	6200	–	3	...	...	...	–	1	1	2	2	–
109	43	–	–	35	2	18	–	18	–	15	–	4.5	7000	–	–	–	–	–	–	–	–	2	–	–
110	38	–	–	32	8	16	–	16	–	12	–	4.8	7600	–	1	...	...	...	–	1	1	1	2	–
111	35	–	–	37	11	14	–	14	–	14	–	4.4	6200	–	–	–	–	–	–	1	1	6	–	–
112	38	–	–	45	–	12	–	12	–	6	–	5.2	8700	–	5	–	4.4	...	–	1	1	2	1	–
113	37	–	–	38	14	18	–	17	–	11	–	4.7	7800	–	2	...	...	...	–	1	1	2	3	–
114	76	–	–	46	4	26	–	26	–	20	–	5.2	9300	–	2	...	...	...	–	3	3	2	2	–
115	21	–	–	29	5	8	–	8	–	7	–	5.6	9400	–	1	...	...	...	–	–	–	–	1	–
201	74	–	–	41	1	24	–	24	–	18	–	5.2	9900	–	4	...	...	...	–	2	2	2	1	–
202	93	–	–	39	5	29	–	29	–	21	–	5.2	9900	–	6	–	4.8	98	–	2	2	–	–	–
203	68	–	–	56	–	18	–	18	–	12	–	5.3	12100	–	3	...	...	...	–	3	3	1	–	–
204	95	1	–	43	2	29	–	29	–	22	–	5.4	12600	–	3	...	...	...	...	1	1	1	2	1
205	39	–	–	46	3	11	–	11	–	11	–	5.5	14000	–	–	–	–	–	–	–	–	–	1	–
206	67	–	–	57	–	16	1	16	–	13	1	5.7	13600	–	2	...	...	...	–	2	2	–	–	–
207	60	–	–	40	2	19	–	19	–	16	–	5.4	13600	–	1	...	...	...	–	–	–	–	–	–
208	121	–	–	50	1	35	1	34	–	25	1	5.5	12500	–	4	...	...	...	–	2	2	–	–	–
209	82	–	–	34	5	30	–	30	–	21	–	5.5	9800	–	4	...	...	...	–	–	–	3	–	–
210	29	–	–	41	3	9	–	9	–	8	–	5.5	7800	–	–	–	–	–	–	–	–	–	1	–
211	99	–	–	48	3	27	–	27	–	21	–	5.2	8300	–	2	...	...	...	–	6	6	1	3	–
212	102	–	–	44	6	34	–	34	–	26	–	5.5	9200	–	3	...	...	...	–	3	3	3	–	–
213	50	–	–	44	–	15	–	15	–	12	–	5.6	10200	–	2	...	...	...	–	1	1	1	1	–
301	26	–	–	39	–	7	–	7	–	5	–	6.0	13800	–	2	...	...	...	–	1	1	–	–	–
302	62	–	–	39	2	23	–	23	–	14	–	5.3	10400	–	4	...	...	...	–	–	–	–	1	–

[Data exclude vacant seasonal and vacant migratory housing units. For minimum base for derived figures (percent, average, etc.) and meaning of symbols, see text]

Blocks Within Census Tracts	Total population	Percent of total population: Negro	In group quarters	Under 18 years	62 years and over	Year-round housing units: Total	Lacking some or all plumbing facilities	Units in—: One-unit structures	Structures of 10 or more units	Occupied housing units: Owner: Total	Lacking some or all plumbing facilities	Average number of rooms	Average value (dollars)	Percent Negro	Renter: Total	Lacking some or all plumbing facilities	Average number of rooms	Average contract rent (dollars)	Percent Negro	1.01 or more persons per room: Total	With all plumbing facilities	One-person households	With female head of family	With roomers, boarders, or lodgers
303	40	–	–	50	–	11	–	11	–	9	–	5.7	14000	–	1	...	...	...	–	–	–	–	2	–
304	31	–	–	52	–	13	–	13	–	7	–	6.4	12500	–	1	...	...	...	–	1	1	–	1	–
305	39	–	–	49	–	9	–	8	–	8	–	6.1	15700	–	1	...	...	...	–	–	–	–	–	–
306	51	–	–	39	8	13	–	13	–	11	–	5.5	14000	–	2	...	...	...	–	1	1	–	–	–
307	60	–	–	43	2	17	–	17	–	14	–	5.4	16000	–	1	...	...	...	–	1	1	–	–	–
308	34	–	–	41	9	11	–	11	–	10	–	5.4	14500	–	–	–	–	–	–	1	1	–	1	–
309	54	–	–	46	–	14	–	14	–	13	–	5.8	14100	–	1	...	...	...	–	–	–	–	2	–
310	70	–	–	50	–	20	–	20	–	16	–	5.4	13100	–	2	...	...	...	–	2	2	–	–	–
311	72	–	–	40	1	23	–	23	–	20	–	5.2	12400	–	1	...	...	...	–	1	1	–	1	1
312	49	–	–	45	4	16	–	16	–	13	–	5.2	12200	–	1	...	...	...	–	1	1	2	–	–
313	34	–	–	38	3	15	–	15	–	11	–	5.5	12400	–	–	–	–	–	–	–	–	1	–	–
314	17	–	–	35	–	6	–	6	–	5	–	5.4	...	–	–	–	–	–	–	–	–	–	1	–
315	67	–	–	48	2	21	–	21	–	15	–	5.3	12800	–	1	...	...	...	–	1	1	–	–	1
316	40	–	–	35	3	16	–	16	–	11	–	5.5	12200	–	1	...	...	...	–	–	–	–	–	–
401	43	–	–	42	–	18	–	18	–	12	–	5.1	11600	–	–	–	–	–	–	1	1	–	–	–
403	38	–	–	37	5	12	–	12	–	8	–	5.3	14400	–	2	...	...	...	–	–	–	–	–	–
404	55	–	–	33	2	18	–	18	–	15	–	5.4	12600	–	2	...	...	...	–	–	–	–	–	–
405	48	–	–	40	2	20	–	20	–	12	–	5.5	12900	–	3	...	...	...	–	–	–	1	1	–
406	80	–	–	44	3	24	–	24	–	19	–	5.4	13100	–	2	...	...	...	–	1	1	–	–	–
407	73	–	–	51	1	18	–	18	–	17	–	5.6	14300	–	–	–	–	–	–	2	2	–	–	–
408	123	–	–	46	1	33	–	33	–	28	–	6.2	13800	–	2	...	...	...	–	1	1	–	–	–
409	132	–	–	40	5	37	–	37	–	32	–	6.0	13600	–	2	...	...	...	–	1	1	1	–	–
410	18	–	–	39	–	5	–	5	–	5	–	5.8	11300	–	–	–	–	–	–	–	–	–	–	–
501	52	–	–	54	–	14	–	13	–	11	–	6.2	15300	–	1	...	...	...	–	–	–	–	–	–
504	64	–	–	45	–	17	–	17	–	15	–	5.7	16000	–	1	...	...	...	–	1	1	–	–	–
505	43	–	–	47	–	15	–	15	–	9	–	5.0	14700	–	2	...	...	...	–	–	–	–	1	1
506	103	–	–	51	1	29	–	29	–	23	–	5.8	13800	–	1	...	...	...	–	–	–	–	1	–
507	78	–	–	40	–	27	–	27	–	22	–	5.3	11900	–	–	–	–	–	–	2	2	–	2	–
508	75	7	–	37	1	28	–	28	–	21	–	5.1	12400	5	1	...	...	...	...	1	1	1	2	–
509	104	–	–	43	1	30	–	29	–	26	–	5.2	13300	–	1	...	...	...	–	2	2	–	2	2
510	58	–	–	41	2	19	–	18	–	14	–	5.2	12300	–	1	...	...	...	–	1	1	–	–	–
511	83	–	–	48	–	22	–	22	–	19	–	5.1	11500	–	1	...	...	...	–	3	3	–	–	–
512	89	–	–	45	1	28	–	28	–	23	–	5.2	13300	–	2	...	...	...	–	2	2	1	2	–
513	49	–	–	45	2	14	–	14	–	14	–	5.6	16300	–	–	–	–	–	–	–	–	2	–	–
601	45	–	–	47	2	11	–	11	–	10	–	5.2	14000	–	1	...	...	...	–	1	1	–	–	–
603	21	–	–	24	–	21	–	21	–	6	–	5.2	7900	–	1	...	...	...	–	–	–	2	1	–
604	42	–	–	55	–	20	–	20	–	8	–	5.1	7500	–	2	...	...	...	–	1	1	–	1	–
605	37	–	–	43	3	14	–	14	–	6	–	5.2	7900	–	4	...	...	...	–	–	–	–	1	–
607	27	–	–	48	–	9	–	9	–	5	–	5.2	8300	–	2	...	...	...	–	–	–	–	–	–
609	24	–	–	46	–	9	–	9	–	4	...	...	...	–	2	...	...	...	–	1	1	–	–	–
610	33	–	–	52	–	12	–	12	–	5	–	5.2	7700	–	4	...	...	...	–	1	1	–	2	–
14	3234	1	–	39	12	1311	55	1063	1	611	22	4.6	5000	–	406	14	3.7	55	1	197	181	200	90	8
103	4	...	...	...	...	2	...	...	...	...	...	...	...	...	...	...	...	...	...	...	...	...	...	...
104	10	–	–	50	20	3	...	...	...	...	...	...	...	–	...	...	...	...	–	...	...	...	...	...
106	2	...	...	...	...	1	...	...	...	...	...	...	...	...	...	...	...	...	...	...	...	...	...	...
107	5	–	–	20	40	3	...	...	...	...	...	...	...	–	...	...	...	...	–	...	...	...	...	...
108	29	–	–	45	3	10	2	3	–	1	...	...	...	–	8	2	2.6	50	–	4	3	1	1	–
109	24	–	–	38	17	9	–	9	–	5	–	3.4	...	–	3	...	...	...	–	3	3	2	–	–
110	17	–	–	12	29	10	1	10	–	3	...	...	...	–	7	1	2.4	38	–	–	–	5	–	–
111	–	–	–	–	–	1	...	...	...	...	...	...	...	–	...	...	...	...	–	...	...	...	...	...
112	5	–	–	–	80	4	...	...	...	...	...	...	...	–	...	...	...	...	–	...	...	...	...	...
113	5	–	–	–	60	3	...	...	...	...	...	...	...	–	...	...	...	...	–	...	...	...	...	...
118	22	–	–	32	–	8	–	6	–	–	–	–	–	–	8	–	4.0	68	–	–	–	2	–	–
119	19	5	–	16	26	11	–	4	–	2	...	...	...	...	8	–	2.6	53	–	1	1	3	2	–
120	6	–	–	50	17	2	...	...	...	...	...	...	...	–	...	...	...	...	–	...	...	...	...	...
121	9	–	–	11	33	6	–	6	–	4	...	...	...	–	1	...	...	...	–	–	–	2	–	–
122	17	–	–	35	47	8	1	8	–	5	1	5.0	4100	–	2	...	...	...	–	1	1	2	1	–
123	46	15	–	44	15	13	–	11	–	7	–	4.6	4400	–	6	–	3.2	50	17	3	3	4	3	–
124	35	–	–	37	26	10	–	10	–	8	–	5.0	4600	–	2	...	...	...	–	2	2	1	–	–
125	27	–	–	48	11	8	–	5	–	3	...	...	...	–	5	–	3.4	67	–	4	4	2	2	–
126	17	–	–	35	6	10	1	8	–	2	...	...	...	–	4	...	...	...	–	3	3	–	1	1
127	32	–	–	53	–	9	–	9	–	6	–	4.5	4900	–	3	...	...	...	–	1	1	1	2	–
128	20	–	–	20	10	8	–	7	–	8	–	4.4	5000	–	–	–	–	–	–	–	–	2	1	–
201	35	–	–	51	6	8	–	8	–	5	–	4.8	...	–	3	...	...	...	–	2	2	3	–	–
202	14	–	–	14	57	7	–	7	–	6	–	4.8	4000	–	1	...	...	...	–	–	–	1	1	–
203	16	–	–	31	31	8	–	7	–	4	...	...	...	–	4	...	...	...	–	–	–	4	1	–
204	15	–	–	33	20	6	–	4	–	1	...	...	...	–	3	...	...	...	–	...	...	...	...	...
205	13	–	–	46	–	3	...	...	...	...	...	...	...	–	...	...	...	...	–	...	...	...	...	...
206	25	–	–	32	12	9	–	7	–	5	–	4.6	5100	–	4	...	...	...	–	–	–	3	–	–
207	19	–	–	16	47	11	–	6	–	7	–	4.0	...	–	4	...	...	...	–	–	–	5	2	–
208	8	–	–	25	–	3	...	...	...	...	...	...	...	–	...	...	...	...	–	...	...	...	...	...
209	3	...	...	...	...	1	...	...	...	...	...	...	...	...	...	...	...	...	...	...	...	...	...	...
210	1	...	...	...	...	1	...	...	...	...	...	...	...	...	...	...	...	...	...	...	...	...	...	...
211	8	–	–	50	–	6	–	6	–	1	...	...	...	–	1	...	...	...	–	...	...	...	...	...
212	12	–	–	25	8	9	–	9	–	3	...	...	...	–	3	...	...	...	–	–	–	1	1	–
213	25	4	–	40	4	6	–	4	–	3	...	...	...	...	3	...	...	...	...	3	3	2	–	1
214	8	–	–	25	13	3	...	...	...	...	...	...	...	–	...	...	...	...	–	...	...	...	...	...
215	2	...	...	...	...	1	...	...	...	...	...	...	...	...	...	...	...	...	...	...	...	...	...	...
216	12	–	–	33	17	7	–	6	–	1	...	...	...	–	4	...	...	...	–	1	1	1	1	–
217	28	–	–	39	7	9	–	9	–	1	...	...	...	–	8	–	3.6	56	–	3	3	1	2	1
218	17	–	–	35	18	7	–	7	–	3	...	...	...	–	3	...	...	...	–	3	3	1	1	–
219	23	–	–	35	17	11	–	11	–	6	–	4.5	4000	–	4	...	...	...	–	1	1	4	1	–
220	30	–	–	50	13	10	–	10	–	6	–	4.8	4800	–	3	...	...	...	–	1	1	–	3	–
221	18	–	–	50	6	6	–	4	–	2	...	...	...	–	3	...	...	...	–	2	2	1	–	–
223#	18	–	–	–	33	11	–	6	–	4	...	...	...	–	6	–	3.0	43	–	–	–	3	–	–
224	7	–	–	14	14	3	...	...	...	...	...	...	...	–	...	...	...	...	–	...	...	...	...	...
225	36	–	–	33	19	13	–	13	–	9	–	5.6	3500	–	3	...	...	...	–	1	1	4	4	–
302	14	–	–	21	7	7	–	7	–	5	–	4.2	4100	–	1	...	...	...	–	1	1	3	–	–
303	27	–	–	44	4	12	–	10	–	5	–	4.2	3500	–	2	...	...	...	–	2	2	2	1	–

[Data exclude vacant seasonal and vacant migratory housing units. For minimum base for derived figures (percent, average, etc.) and meaning of symbols, see text]

Blocks Within Census Tracts	Total population	Percent of total population: Negro	Percent of total population: In group quarters	Percent of total population: Under 18 years	Percent of total population: 62 years and over	Year-round housing units: Total	Year-round housing units: Lacking some or all plumbing facilities	Units in—: One-unit structures	Units in—: Structures of 10 or more units	Occupied housing units: Owner: Total	Owner: Lacking some or all plumbing facilities	Owner: Average number of rooms	Owner: Average value (dollars)	Owner: Percent Negro	Occupied housing units: Renter: Total	Renter: Lacking some or all plumbing facilities	Renter: Average number of rooms	Renter: Average contract rent (dollars)	Renter: Percent Negro	1.01 or more persons per room: Total	1.01 or more persons per room: With all plumbing facilities	One-person households	With female head of family	With roomers, boarders, or lodgers
304	22	–	–	55	23	6	–	6	–	5	–	4.0	4100	–	–	–	–	–	–	2	2	1	–	–
305	5	–	–	20	60	4	...	...	...	...	...	...	...	–	...	...	...	...	–	...	...	...	...	...
306	27	–	–	52	15	10	–	10	–	6	–	4.7	3500	–	2	...	...	...	–	2	2	3	–	–
307	15	7	–	–	33	8	–	8	–	6	–	4.3	4800	–	2	...	...	...	...	–	–	5	–	–
308	40	–	–	28	3	16	–	16	–	9	–	4.9	4700	–	3	...	...	...	–	4	4	1	3	–
309	29	–	–	35	17	9	–	9	–	8	–	4.9	5200	–	1	...	...	...	–	2	2	1	1	–
310	41	–	–	29	20	20	–	15	1	11	–	4.9	4700	–	7	–	3.1	49	–	1	1	6	3	–
311	47	–	–	34	15	21	–	16	–	11	–	4.0	4500	–	6	–	3.5	60	–	3	3	2	3	–
312	28	–	–	36	11	11	–	11	–	6	–	4.7	5800	–	4	...	...	...	–	–	–	2	1	–
313	28	–	–	43	–	10	–	6	–	3	...	...	...	–	5	–	4.0	87	–	1	1	–	–	–
314	23	–	–	39	9	15	3	13	–	4	...	...	...	–	4	...	...	...	–	1	1	2	2	–
315	22	–	–	46	5	7	–	7	–	6	–	4.0	4400	–	–	–	–	–	–	1	1	–	1	–
316	34	–	–	44	9	12	–	12	–	5	–	5.2	6700	–	4	...	...	...	–	4	4	1	–	–
317	27	–	–	44	7	8	–	8	–	4	...	...	...	–	2	...	...	...	–	1	1	–	2	–
318	25	–	–	20	28	11	–	9	–	6	–	5.3	5100	–	3	...	...	...	–	–	–	–	–	–
319	15	–	–	27	–	5	–	4	–	3	...	...	...	–	2	...	...	...	–	1	1	–	–	–
320	19	–	–	26	16	7	–	7	–	5	–	4.6	6200	–	1	...	...	...	–	1	1	–	–	–
321	23	–	–	65	9	7	–	7	–	4	...	...	...	–	1	...	...	...	–	3	3	2	–	–
322	21	–	–	33	19	9	1	9	–	6	–	3.8	4900	–	2	...	...	...	–	2	2	2	1	–
323	39	–	–	54	3	10	–	10	–	3	...	...	...	–	5	–	4.2	63	–	4	4	–	1	–
324	10	–	–	10	50	4	...	...	...	...	...	...	...	–	...	...	...	...	–	...	...	...	...	...
325	2	...	...	...	...	2	...	...	...	...	...	...	...	...	...	...	...	...	...	...	...	...	...	...
326	24	–	–	25	13	10	–	10	–	5	–	4.6	4100	–	3	...	...	...	–	–	–	–	1	–
327	20	–	–	40	10	8	–	3	–	2	...	...	...	–	6	–	4.0	78	–	–	–	2	1	–
328	10	–	–	40	20	3	...	...	...	...	...	...	...	–	...	...	...	...	–	...	...	...	...	...
329	49	–	12	25	10	18	–	15	–	10	–	4.7	9100	–	5	–	4.4	...	–	1	1	2	–	–
330	45	–	–	31	7	17	–	17	–	12	–	4.3	4600	–	4	...	...	...	–	1	1	3	1	–
401	59	–	–	37	2	21	–	7	–	12	–	4.3	3500	–	9	–	3.6	62	–	3	3	7	1	–
402	6	–	–	–	17	8	–	8	–	2	...	...	...	–	1	...	...	...	–	...	...	...	...	...
405	48	–	–	54	6	15	2	13	–	9	1	4.3	4300	–	2	...	...	...	–	4	3	3	–	–
406	5	–	–	40	–	1	...	...	...	...	...	...	...	–	...	...	...	...	–	...	...	...	...	...
407	16	–	–	63	13	3	...	...	...	...	...	...	...	–	...	...	...	...	–	...	...	...	...	...
413	1	...	...	...	...	2	...	...	...	...	...	...	...	...	...	...	...	...	...	...	...	...	...	...
415	4	...	...	...	...	1	...	...	...	...	...	...	...	...	...	...	...	...	...	...	...	...	...	...
419	34	–	–	32	9	10	4	10	–	5	2	4.6	3500	–	2	...	...	...	–	4	3	1	–	–
420	33	–	–	49	9	13	3	11	–	6	1	4.2	...	–	3	...	...	...	–	3	2	1	–	–
421	7	–	–	29	43	4	...	...	...	...	...	...	...	–	...	...	...	...	–	...	...	...	...	...
427	82	–	–	50	5	22	10	21	–	14	3	5.5	4900	–	5	4	3.6	...	–	5	2	2	1	–
502	8	–	–	25	–	2	...	...	...	...	...	...	...	–	...	...	...	...	–	...	...	...	...	...
503	18	–	–	33	6	5	2	5	–	4	...	...	...	–	1	...	...	...	–	2	1	1	–	–
504	58	–	–	36	14	20	1	19	–	15	1	4.9	9000	–	4	...	...	...	–	4	4	5	1	–
505	7	–	–	43	29	2	...	...	...	...	...	...	...	–	...	...	...	...	–	...	...	...	...	...
506	16	–	–	38	6	6	–	6	–	2	...	...	...	–	3	...	...	...	–	1	1	–	–	–
507	16	–	–	38	13	6	–	6	–	4	...	...	...	–	1	...	...	...	–	1	1	–	–	–
508	22	–	–	32	9	9	–	9	–	5	–	3.8	5600	–	2	...	...	...	–	1	1	1	2	–
509	17	–	–	59	–	4	...	...	...	...	...	...	...	–	...	...	...	...	–	...	...	...	...	...
510	28	–	–	43	–	13	–	11	–	2	...	...	...	–	10	–	3.4	67	–	2	2	8	–	–
512	10	–	–	60	–	2	...	...	...	...	...	...	...	–	...	...	...	...	–	...	...	...	...	...
513	97	–	–	50	5	52	–	45	–	1	...	...	...	–	26	–	4.1	43	–	7	7	7	1	–
516#	52	–	–	33	14	115	–	21	–	2	...	...	...	–	14	–	3.5	55	–	2	2	4	–	–
517	15	7	–	40	7	4	...	...	...	...	...	...	...	...	...	...	...	...	...	...	...	...	...	...
518	16	–	–	19	–	7	–	7	–	3	...	...	...	–	4	...	...	...	–	–	–	3	–	1
522	3	...	...	...	...	1	...	...	...	...	...	...	...	...	...	...	...	...	...	...	...	...	...	...
523	14	–	–	57	–	3	...	...	...	...	...	...	...	–	...	...	...	...	–	...	...	...	...	...
524	–	–	–	–	–	–	–	–	–	–	–	–	–	–	–	–	–	–	–	–	–	–	–	–
525	6	–	–	50	–	1	...	...	...	...	...	...	...	–	...	...	...	...	–	...	...	...	...	...
526	1	...	...	...	...	2	...	...	...	...	...	...	...	...	...	...	...	...	...	...	...	...	...	...
527	1	...	...	...	...	1	...	...	...	...	...	...	...	...	...	...	...	...	...	...	...	...	...	...
528	52	–	–	42	10	17	4	14	–	14	2	4.2	3500	–	–	–	–	–	–	5	3	1	1	–
529	38	–	–	55	5	8	2	6	–	8	2	4.5	4900	–	–	–	–	–	–	5	3	1	–	–
530	65	–	–	40	14	26	9	22	–	16	3	3.9	5000	–	3	...	...	...	–	6	3	2	1	–
601	23	–	–	39	22	9	–	9	–	5	–	4.4	5700	–	3	...	...	...	–	2	2	1	1	–
602	7	–	–	57	–	1	...	...	...	...	...	...	...	–	...	...	...	...	–	...	...	...	...	...
603	6	–	–	17	–	3	...	...	...	...	...	...	...	–	...	...	...	...	–	...	...	...	...	...
605	11	–	–	18	46	4	...	...	...	...	...	...	...	–	...	...	...	...	–	...	...	...	...	...
607	5	–	–	–	20	4	...	...	...	...	...	...	...	–	...	...	...	...	–	...	...	...	...	...
610	1	...	...	...	...	2	...	...	...	...	...	...	...	...	...	...	...	...	...	...	...	...	...	...
611	24	–	–	42	21	7	–	6	–	7	–	4.4	3500	–	–	–	–	–	–	1	1	1	1	–
612	27	–	7	41	22	10	–	5	–	5	–	5.6	...	–	4	...	...	...	–	2	2	3	1	–
614	25	–	–	44	8	12	–	12	–	6	–	4.0	4000	–	2	...	...	...	–	2	2	1	1	–
615	38	–	–	37	3	10	–	9	–	7	–	4.9	4100	–	3	...	...	...	–	3	3	1	–	–
616	5	–	–	–	60	5	–	5	–	3	...	...	...	–	–	–	–	–	–	...	...	...	...	...
618	22	–	–	46	5	7	–	7	–	3	...	...	...	–	3	...	...	...	–	2	2	–	1	–
619	18	–	–	33	22	6	–	6	–	5	–	4.6	4600	–	1	...	...	...	–	2	2	1	–	–
620	18	–	–	39	11	6	–	6	–	6	–	4.0	4900	–	–	–	–	–	–	2	2	1	–	–
621	12	–	–	33	8	4	...	...	...	...	...	...	...	–	...	...	...	...	–	...	...	...	...	...
622	15	–	–	33	13	6	–	5	–	3	...	...	...	–	2	...	...	...	–	–	–	1	–	–
626	3	...	...	...	...	1	...	...	...	...	...	...	...	...	...	...	...	...	...	...	...	...	...	...
703	13	–	–	62	–	3	...	...	...	...	...	...	...	–	...	...	...	...	–	...	...	...	...	...
704	20	–	–	30	10	7	–	7	–	6	–	4.5	3500	–	–	–	–	–	–	1	1	–	–	–
705	19	–	–	68	21	3	...	...	...	...	...	...	...	–	...	...	...	...	–	...	...	...	...	...
706	3	...	...	...	...	1	...	...	...	...	...	...	...	...	...	...	...	...	...	...	...	...	...	...
707	30	–	–	53	3	7	1	7	–	6	1	6.0	3500	–	–	–	–	–	–	1	1	–	–	–
708	26	–	–	46	8	10	–	10	–	7	–	5.0	5100	–	1	...	...	...	–	–	–	2	–	–
709	19	–	–	47	5	6	–	5	–	3	...	...	...	–	2	...	...	...	–	–	–	1	–	–
710	11	–	–	18	18	7	–	7	–	4	...	...	...	–	1	...	...	...	–	–	–	1	–	–
712	12	–	–	25	33	6	2	4	–	3	...	...	...	–	2	...	...	...	–	1	1	2	–	–
715	9	–	–	22	–	4	...	...	...	...	...	...	...	–	...	...	...	...	–	...	...	...	...	...
717	27	–	–	33	11	10	–	8	–	5	–	4.4	5100	–	4	...	...	...	–	–	–	3	1	1
718	35	–	–	34	9	10	–	10	–	6	–	5.2	5800	–	4	...	...	...	–	1	1	–	3	–

[Data exclude vacant seasonal and vacant migratory housing units. For minimum base for derived figures (percent, average, etc.) and meaning of symbols, see text]

Blocks Within Census Tracts	Total population	Percent of total population: Negro	In group quarters	Under 18 years	62 years and over	Year-round housing units: Total	Lacking some or all plumbing facilities	Units in—: One-unit structures	Structures of 10 or more units	Occupied housing units: Owner: Total	Lacking some or all plumbing facilities	Average number of rooms	Average value (dollars)	Percent Negro	Renter: Total	Lacking some or all plumbing facilities	Average number of rooms	Average contract rent (dollars)	Percent Negro	1.01 or more persons per room: Total	With all plumbing facilities	One-person households	With female head of family	With roomers, boarders, or lodgers
719	44	–	–	48	16	10	–	10	–	7	–	5.0	3900	–	3	...	...	...	–	2	2	–	1	–
720	7	–	–	71	–	1	...	...	...	...	...	...	...	–	...	...	...	...	–	...	...	...	...	...
721	34	–	–	59	3	9	–	6	–	3	...	...	...	–	4	...	...	...	–	4	4	–	–	–
722	16	–	–	63	–	3	...	...	...	...	...	...	...	–	...	...	...	...	–	...	...	...	...	...
723#	21	–	–	38	14	13	1	7	–	1	...	...	...	–	6	1	3.8	42	–	1	–	3	–	–
724	9	–	–	–	56	4	...	...	...	...	...	...	...	–	...	...	...	...	–	...	...	...	...	...
804	39	–	–	46	5	16	–	12	–	1	...	...	...	–	12	–	2.9	55	–	6	6	4	–	–
808	4	...	...	...	...	2	...	...	...	...	...	...	...	...	...	...	...	...	...	...	...	...	...	...
809	20	–	–	40	5	11	–	6	–	4	...	...	...	–	3	...	...	...	–	2	2	1	1	–
810	3	...	...	...	...	1	...	...	...	...	...	...	...	...	...	...	...	...	...	...	...	...	...	...
811	2	...	...	...	...	2	...	...	...	...	...	...	...	...	...	...	...	...	...	...	...	...	...	...
812	7	–	–	43	–	3	...	...	...	...	...	...	...	–	...	...	...	...	–	...	...	...	...	...
813	5	–	–	20	–	2	...	...	...	...	...	...	...	–	...	...	...	...	–	...	...	...	...	...
814	11	–	–	46	18	3	...	...	...	...	...	...	...	–	...	...	...	...	–	...	...	...	...	...
815	23	–	–	22	30	10	–	10	–	4	...	...	...	–	4	...	...	...	–	–	–	1	1	–
816	21	–	–	38	10	8	–	6	–	1	...	...	...	–	5	–	3.4	55	–	3	3	–	–	–
817	7	–	–	14	14	4	...	...	...	...	...	...	...	–	...	...	...	...	–	...	...	...	...	...
818	29	35	–	45	14	7	1	7	–	2	...	...	...	...	4	...	...	...	...	2	2	–	1	–
820	12	–	–	25	–	5	–	3	–	–	–	–	–	–	5	–	3.8	51	–	–	–	1	1	–
821	2	...	...	...	...	1	...	...	...	...	...	...	...	...	...	...	...	...	...	...	...	...	...	...
822	14	7	–	36	14	8	1	6	–	2	...	...	...	...	3	...	...	...	...	1	1	–	1	–
823	29	–	–	45	–	9	–	8	–	4	...	...	...	–	3	...	...	...	–	1	1	–	–	–
824	11	–	–	46	9	3	...	...	...	...	...	...	...	–	...	...	...	...	–	...	...	...	...	...
825	7	–	–	–	43	4	...	...	...	...	...	...	...	–	...	...	...	...	–	...	...	...	...	...
826	38	–	–	55	8	8	–	8	–	6	–	5.0	4900	–	2	...	...	...	–	3	3	–	–	–
827	2	...	...	...	...	1	...	...	...	...	...	...	...	...	...	...	...	...	...	...	...	...	...	...
828	3	...	...	...	...	1	...	...	...	...	...	...	...	...	...	...	...	...	...	...	...	...	...	...
15	4297	66	1	42	11	1593	93	1491	18	902	22	4.6	5800	65	393	20	3.7	52	74	265	259	271	235	37
101	2	...	...	...	...	1	...	...	...	...	...	...	...	...	...	...	...	...	...	...	...	...	...	...
103	22	100	–	36	9	12	2	12	–	6	–	4.5	3500	100	3	...	...	...	...	1	1	4	3	1
105	9	100	–	44	11	10	5	7	–	2	...	...	...	...	1	...	...	...	...	...	...	...	...	...
106	14	100	–	36	14	7	3	7	–	5	1	4.4	5200	100	–	–	–	–	–	–	–	3	1	–
107	56	100	–	46	9	15	3	14	–	7	–	5.3	4300	100	5	1	4.0	...	100	6	5	2	4	–
109	18	100	–	33	17	9	3	7	–	6	1	4.3	5300	100	1	...	...	...	...	1	1	3	1	1
110	11	100	–	9	46	9	–	9	–	6	–	4.5	4800	100	3	...	...	...	...	–	–	7	–	1
111	10	100	–	10	10	5	–	5	–	2	...	...	...	...	3	...	...	...	...	–	–	1	1	1
112	3	...	...	...	...	2	...	...	...	...	...	...	...	...	...	...	...	...	...	...	...	...	...	...
113	8	100	–	25	–	2	...	...	...	...	...	...	...	...	...	...	...	...	...	...	...	...	...	...
114	2	...	...	...	...	2	...	...	...	...	...	...	...	...	...	...	...	...	...	...	...	...	...	...
115	9	100	–	11	44	6	1	6	–	5	1	4.2	4100	100	–	–	–	–	–	–	–	3	–	–
116	5	100	–	20	–	3	...	...	...	...	...	...	...	...	...	...	...	...	...	...	...	...	...	...
117	20	100	–	65	10	7	4	7	–	2	...	...	...	...	2	...	...	...	...	...	...	...	...	...
118	7	100	–	14	14	5	2	5	–	2	...	...	...	...	1	...	...	...	...	...	...	...	...	...
119	28	100	–	75	4	6	2	6	–	3	...	...	...	...	1	...	...	...	...	...	...	...	...	...
120	4	...	...	...	...	2	...	...	...	...	...	...	...	...	...	...	...	...	...	...	...	...	...	...
123	13	100	–	39	23	10	5	10	–	3	...	...	...	...	4	...	...	...	...	1	1	6	1	–
124	21	100	–	24	24	8	1	7	–	4	...	...	...	...	4	...	...	...	...	1	1	2	2	1
201	2	...	...	...	...	1	...	...	...	...	...	...	...	...	...	...	...	...	...	...	...	...	...	...
202	21	100	–	52	14	5	–	5	–	4	...	...	...	...	1	...	...	...	...	2	2	1	3	–
203	26	100	–	46	–	11	1	11	–	4	...	...	...	...	5	–	3.0	...	100	3	3	4	1	–
204	28	100	–	36	7	8	–	8	–	6	–	4.2	6100	100	2	...	...	...	...	2	2	2	1	–
205	25	100	–	16	60	22	1	6	16	5	1	3.6	3500	100	7	–	2.1	54	100	3	3	4	–	5
206	26	100	–	50	12	9	–	9	–	7	–	4.4	6100	100	2	...	...	...	...	2	2	2	3	1
207	12	100	–	33	17	6	1	6	–	4	...	...	...	...	2	...	...	...	...	–	–	2	2	–
208	18	100	–	44	11	6	1	6	–	2	...	...	...	...	4	...	...	...	...	2	1	1	2	–
209	13	77	–	23	23	6	1	6	–	4	...	...	...	...	2	...	...	...	...	–	–	3	–	–
211	34	100	–	71	3	7	1	7	–	5	–	4.2	5200	100	2	...	...	...	...	4	3	2	4	–
212	10	100	–	50	–	4	...	...	...	...	...	...	...	...	...	...	...	...	...	...	...	...	...	...
213	45	100	–	69	2	8	–	8	–	5	–	4.4	...	100	3	...	...	...	...	5	5	1	4	–
214	35	100	–	46	6	9	1	9	–	8	–	6.1	9600	100	–	–	–	–	–	1	1	–	2	1
215	26	100	–	39	12	8	–	7	–	5	–	4.6	...	100	3	...	...	...	...	1	1	1	1	–
216	26	96	–	31	27	8	–	8	–	6	–	4.5	4900	100	2	...	...	...	...	2	2	–	1	1
217	18	100	–	44	11	4	...	...	...	...	...	...	...	...	...	...	...	...	...	...	...	...	...	...
219	7	100	–	29	–	3	...	...	...	...	...	...	...	...	...	...	...	...	...	...	...	...	...	...
220	17	100	–	18	18	9	–	8	–	7	–	4.7	7200	100	1	...	...	...	...	–	–	3	2	–
221	20	100	–	20	5	10	–	10	–	8	–	4.0	5200	100	1	...	...	...	...	–	–	3	1	–
222#	17	100	–	41	–	6	–	5	–	1	...	...	...	...	5	–	4.0	57	100	1	1	2	1	–
223	22	100	–	27	23	10	–	10	–	7	–	3.9	7900	100	2	...	...	...	...	–	–	2	2	–
224	17	100	–	53	18	5	–	5	–	5	–	5.0	7200	100	–	–	–	–	–	1	1	2	–	–
225	25	100	–	28	20	10	–	10	–	9	–	4.4	5300	100	1	...	...	...	...	1	1	2	2	–
226	41	100	–	54	10	9	–	9	–	5	–	4.2	6200	100	4	...	...	...	...	5	5	1	4	–
227	27	100	–	56	15	9	–	9	–	5	–	3.8	4100	100	3	...	...	...	...	1	1	2	4	–
228	19	100	–	37	11	10	–	10	–	5	–	3.8	4100	100	2	...	...	...	...	1	1	3	1	–
229	17	100	–	35	–	10	1	10	–	4	...	...	...	...	1	...	...	...	...	–	–	–	1	–
230	51	100	28	63	10	11	–	11	–	5	–	4.6	5200	100	4	...	...	...	...	4	4	2	2	–
301	82	70	–	42	7	27	–	17	–	22	–	4.9	14600	50	3	...	...	...	...	2	2	2	4	–
302	51	100	–	47	4	12	–	12	–	9	–	4.7	5000	100	3	...	...	...	...	4	4	2	–	–
303	33	100	–	42	3	12	1	10	–	10	–	4.4	4800	100	–	–	–	–	–	1	1	–	4	1
304	29	100	–	45	10	9	–	9	–	6	–	4.8	5300	100	3	...	...	...	...	2	2	3	–	–
305	34	100	–	29	15	11	–	11	–	9	–	4.2	4100	100	2	...	...	...	...	2	2	3	3	–
306	15	100	–	40	–	5	–	5	–	2	...	...	...	...	2	...	...	...	...	...	...	...	...	...
307	11	100	–	64	–	3	...	...	...	...	...	...	...	...	...	...	...	...	...	...	...	...	...	...
309	8	100	–	–	50	5	–	5	–	4	...	...	...	...	–	–	–	–	–	...	...	...	...	...
310	5	100	–	–	20	2	...	...	...	...	...	...	...	...	...	...	...	...	...	...	...	...	...	...
311	47	100	–	51	4	13	–	13	–	10	–	5.5	6800	100	2	...	...	...	...	1	1	1	1	–
312	55	100	–	53	13	15	–	15	–	12	–	4.6	6200	100	1	...	...	...	...	3	3	2	1	–
313	54	100	–	54	4	16	–	15	–	10	–	4.9	4500	100	3	...	...	...	...	3	3	1	6	–
314	47	100	–	49	–	16	–	16	–	13	–	4.8	8200	100	–	–	–	–	–	2	2	–	4	–
315	56	100	–	36	14	18	–	18	–	15	–	5.2	9000	100	2	...	...	...	...	2	2	2	4	–

[Data exclude vacant seasonal and vacant migratory housing units. For minimum base for derived figures (percent, average, etc.) and meaning of symbols, see text]

Blocks Within Census Tracts	Total population	Percent of total population				Year-round housing units				Occupied housing units													
								Units in—		Owner					Renter					1.01 or more persons per room				
	Total population	Negro	In group quarters	Under 18 years	62 years and over	Total	Lacking some or all plumbing facilities	One-unit structures	Structures of 10 or more units	Total	Lacking some or all plumbing facilities	Average number of rooms	Average value (dollars)	Percent Negro	Total	Lacking some or all plumbing facilities	Average number of rooms	Average contract rent (dollars)	Percent Negro	Total	With all plumbing facilities	One-person households	With female head of family	With roomers, boarders, or lodgers
316	22	100	–	46	9	8	–	8	–	5	–	4.2	...	100	3	...	...	...	...	2	2	1	3	–
317	59	90	–	44	14	18	–	15	–	12	–	4.6	5000	83	3	...	...	...	...	4	4	1	4	2
318	57	100	–	39	4	16	–	15	–	13	–	5.5	10200	100	2	...	...	...	...	2	2	–	1	2
319	42	100	–	52	–	13	–	13	–	10	–	4.5	6200	100	–	–	–	–	–	3	3	1	–	–
321	2	...	...	...	...	1	...	...	...	...	...	...	...	...	...	...	...	...	...	...	...	...	...	...
322	75	3	–	41	5	25	1	25	–	17	–	4.9	8500	6	4	...	...	...	...	4	4	3	1	–
323	77	7	–	47	5	27	1	24	–	20	–	4.4	5200	5	2	...	...	...	...	5	5	3	2	–
324#	40	–	–	35	20	22	–	20	1	8	–	4.4	...	–	7	–	2.7	46	–	2	2	6	1	–
325	15	–	–	40	7	8	–	8	–	3	...	...	...	–	2	...	...	...	–	1	1	1	–	–
401	5	100	–	20	20	1	...	...	...	...	...	...	...	...	...	...	...	...	...	...	...	...	...	...
403	9	100	–	44	–	3	...	...	...	...	...	...	...	...	...	...	...	...	...	...	...	...	...	...
405	1	...	...	...	...	1	...	...	...	...	...	...	...	...	...	...	...	...	...	...	...	...	...	...
406	38	100	–	34	3	9	–	9	–	8	–	4.8	9100	100	1	...	...	...	...	4	4	–	–	1
407	33	100	–	39	12	12	–	10	–	7	–	4.1	6700	100	4	...	...	...	...	2	2	1	2	1
408	51	100	–	39	8	21	–	19	–	14	–	4.6	6500	100	5	–	3.4	...	100	2	2	5	6	–
409	53	100	–	42	17	17	2	15	–	12	1	4.9	7100	100	4	...	...	...	...	2	2	1	6	–
410	44	100	–	39	11	16	–	15	–	13	–	4.7	6000	100	2	...	...	...	...	2	2	4	1	–
411	70	100	–	46	1	19	–	19	–	13	–	4.7	6900	100	3	...	...	...	...	3	3	1	4	1
412	13	100	–	39	31	4	...	...	...	...	...	...	...	...	...	...	...	...	...	...	...	...	...	...
413	35	100	–	60	3	9	–	7	1	2	...	...	...	...	6	–	2.8	...	100	3	3	1	2	–
414	11	27	–	55	9	5	–	5	–	3	...	...	...	...	1	...	...	...	...	...	...	...	...	...
415	26	100	–	46	4	9	–	9	–	6	–	4.7	5300	100	3	...	...	...	...	–	–	2	3	1
416	27	100	–	41	7	9	1	9	–	7	–	4.0	5500	100	1	...	...	...	...	3	3	1	2	2
417	35	100	–	40	11	12	1	12	–	7	–	3.9	5800	100	4	...	...	...	...	2	2	2	3	–
418	7	100	–	29	57	5	–	5	–	3	...	...	...	...	1	...	...	...	...	...	...	...	...	...
419	14	100	–	14	29	7	–	7	–	5	–	5.0	5200	100	2	...	...	...	...	–	–	1	2	–
420	16	100	–	38	–	7	2	6	–	3	...	...	...	...	2	...	...	...	...	1	1	–	1	–
421	23	100	–	39	4	8	1	8	–	4	...	...	...	...	3	...	...	...	...	2	2	3	1	1
422	6	100	–	50	–	3	...	...	...	...	...	...	...	...	...	...	...	...	...	...	...	...	...	...
423	4	...	...	...	...	4	...	...	...	...	...	...	...	...	...	...	...	...	...	...	...	...	...	...
424	9	100	–	–	33	5	–	3	–	1	...	...	...	...	3	...	...	...	...	...	...	...	...	...
425	5	100	–	–	40	4	...	...	...	...	...	...	...	...	...	...	...	...	...	...	...	...	...	...
426	29	100	–	14	17	12	–	11	–	9	–	4.1	5200	100	3	...	...	...	...	1	1	5	2	–
427	15	100	–	33	33	6	–	6	–	4	...	...	...	...	2	...	...	...	...	1	1	3	2	–
428	30	100	–	33	17	13	–	12	–	3	...	...	...	...	10	–	3.6	42	100	1	1	5	4	1
429	34	100	–	44	15	9	1	9	–	7	1	5.0	4400	100	1	...	...	...	...	3	3	2	2	–
501	28	100	–	25	32	16	4	12	–	7	1	5.1	6500	100	7	2	2.7	45	100	1	1	7	2	2
502	6	100	–	–	–	4	...	...	...	...	...	...	...	...	...	...	...	...	...	...	...	...	...	...
503	22	100	–	23	9	9	1	9	–	6	1	4.3	10000	100	3	...	...	...	...	–	–	1	1	–
504	13	100	–	15	46	7	5	7	–	–	–	–	–	–	3	...	...	...	...	...	...	...	...	...
505	9	100	–	11	22	7	–	7	–	3	...	...	...	...	4	...	...	...	...	–	–	6	–	–
506	8	63	–	–	38	4	...	...	...	...	...	...	...	...	...	...	...	...	...	...	...	...	...	...
507	16	100	–	38	19	8	–	8	–	4	...	...	...	...	3	...	...	...	...	1	1	4	2	–
508	20	100	–	–	55	12	1	12	–	7	–	4.6	5700	100	4	...	...	...	...	1	1	5	–	2
509	18	100	–	44	–	6	–	–	–	–	–	–	–	–	6	–	3.8	85	100	1	1	2	1	–
511	3	...	...	...	...	6	1	6	–	1	...	...	...	...	1	...	...	...	...	...	...	...	...	...
512	2	...	...	...	...	2	...	...	...	...	...	...	...	...	...	...	...	...	...	...	...	...	...	...
513	35	100	–	34	17	13	–	12	–	7	–	4.1	4700	100	6	–	3.2	53	100	3	3	5	6	–
516	2	...	...	...	...	2	...	...	...	...	...	...	...	...	...	...	...	...	...	...	...	...	...	...
517	12	100	–	8	50	9	–	8	–	5	–	4.4	...	100	3	...	...	...	...	–	–	5	–	–
520	9	100	–	22	22	6	–	6	–	4	...	...	...	...	2	...	...	...	...	–	–	4	1	–
524	1	...	...	...	...	2	...	...	...	...	...	...	...	...	...	...	...	...	...	...	...	...	...	...
526	11	100	–	46	18	6	–	6	–	1	...	...	...	...	4	...	...	...	...	1	1	2	1	–
527	30	100	–	27	30	9	1	7	–	7	1	4.3	7800	100	2	...	...	...	...	3	3	2	–	–
528	15	100	–	40	20	5	–	5	–	1	...	...	...	...	3	...	...	...	...	...	...	...	...	...
529	33	100	–	55	6	8	–	8	–	5	–	4.6	4600	100	3	...	...	...	...	2	2	–	6	–
601	15	100	–	53	7	6	3	4	–	1	...	...	...	...	5	3	2.0	...	100	2	1	2	2	–
605	–	–	–	–	–	1	...	...	...	...	...	...	...	–	...	...	...	...	–	...	...	...	...	...
606	18	72	–	33	17	4	...	...	...	...	...	...	...	...	...	...	...	...	...	...	...	...	...	...
607	19	63	–	42	5	6	–	3	–	3	...	...	...	...	2	...	...	...	...	1	1	1	1	–
608#	14	57	–	7	29	11	–	7	–	2	...	...	...	...	6	–	3.3	35	83	–	–	3	2	1
610	43	79	–	54	–	13	–	13	–	7	–	3.6	3500	71	5	–	3.2	55	100	5	5	2	4	–
611	9	100	–	33	–	5	1	5	–	2	...	...	...	...	–	–	–	–	–	...	...	...	...	...
612	15	13	–	27	27	6	1	6	–	4	...	...	...	...	1	...	...	...	...	1	1	–	1	–
614#	16	50	–	31	19	9	1	9	–	3	...	...	...	...	5	–	3.6	57	60	1	1	3	1	–
615	8	88	–	63	–	2	...	...	...	...	...	...	...	...	...	...	...	...	...	...	...	...	...	...
616	22	100	–	46	14	8	1	8	–	3	...	...	...	...	3	...	...	...	...	2	2	–	3	–
617	3	...	...	...	...	3	...	...	...	...	...	...	...	...	...	...	...	...	...	...	...	...	...	...
618	18	17	–	39	22	6	–	6	–	4	...	...	...	...	2	...	...	...	...	–	–	–	2	–
619	20	–	–	35	15	9	1	9	–	5	–	4.6	3500	–	3	...	...	...	–	1	1	3	2	–
620	2	...	...	...	...	5	–	4	–	1	...	...	...	...	1	...	...	...	...	...	...	...	...	...
621	32	94	–	56	3	5	1	5	–	4	...	...	...	...	1	...	...	...	...	2	2	–	2	–
622	18	33	–	72	–	4	...	...	...	...	...	...	...	...	...	...	...	...	...	...	...	...	...	...
624	9	67	–	22	56	5	1	5	–	3	...	...	...	...	2	...	...	...	...	–	–	3	–	–
701	2	...	...	...	...	2	...	...	...	...	...	...	...	...	...	...	...	...	...	...	...	...	...	...
702	24	50	–	50	–	6	2	6	–	4	...	...	...	...	1	...	...	...	...	1	1	–	–	–
703	3	...	...	...	...	3	...	...	...	...	...	...	...	...	...	...	...	...	...	...	...	...	...	...
704	14	36	–	36	7	7	1	7	–	4	...	...	...	...	1	...	...	...	...	1	1	1	2	–
705	6	100	–	50	17	2	...	...	...	...	...	...	...	...	...	...	...	...	...	...	...	...	...	...
706	33	15	–	39	6	12	1	9	–	4	...	...	...	...	7	1	2.9	39	29	2	2	3	1	–
707	11	–	–	73	9	3	...	...	...	...	...	...	...	–	...	...	...	...	–	...	...	...	...	...
708#	34	9	–	44	21	11	–	10	–	4	...	...	...	...	6	–	3.7	59	17	3	3	3	–	1
709	33	–	–	21	27	16	–	14	–	7	–	4.3	3500	–	7	–	3.9	51	–	1	1	3	–	–
710	10	40	–	10	50	4	...	...	...	...	...	...	...	...	...	...	...	...	...	...	...	...	...	...
713	–	–	–	–	–	6	3	6	–	–	–	–	–	–	–	–	–	–	–	–	–	–	–	–
714	5	100	–	40	–	2	...	...	...	...	...	...	...	...	...	...	...	...	...	...	...	...	...	...
715	11	100	–	46	–	6	1	6	–	1	...	...	...	...	2	...	...	...	...	...	...	...	...	...
716	2	...	...	...	...	3	...	...	...	...	...	...	...	...	...	...	...	...	...	...	...	...	...	...
719	–	–	–	–	–	3	...	...	...	...	...	...	...	–	...	...	...	...	–	...	...	...	...	...
720	8	–	–	25	38	5	–	4	–	3	...	...	...	–	1	...	...	...	–	...	...	...	...	...

[Data exclude vacant seasonal and vacant migratory housing units. For minimum base for derived figures (percent, average, etc.) and meaning of symbols, see text]

Blocks Within Census Tracts	Total population	Percent of total population				Year-round housing units				Occupied housing units													
								Units in—		Owner					Renter					1.01 or more persons per room				
		Negro	In group quarters	Under 18 years	62 years and over	Total	Lacking some or all plumbing facilities	One-unit structures	Structures of 10 or more units	Total	Lacking some or all plumbing facilities	Average number of rooms	Average value (dollars)	Percent Negro	Total	Lacking some or all plumbing facilities	Average number of rooms	Average contract rent (dollars)	Percent Negro	Total	With all plumbing facilities	One-person households	With female head of family	With roomers, boarders, or lodgers
721	36	14	–	31	6	13	–	11	–	6	–	4.8	4100	–	5	–	4.6	61	20	1	1	–	3	–
722	7	–	–	43	–	2	...	...	...	...	...	...	...	–	...	...	...	...	–	...	...	...	...	...
723	10	10	–	–	70	10	–	7	–	3	...	...	...	...	3	...	...	...	...	–	–	2	1	–
724	8	–	–	38	38	4	...	...	...	...	...	...	...	–	...	...	...	...	–	...	...	...	...	...
725	33	18	–	55	3	8	1	7	–	7	–	4.3	4900	14	–	–	–	–	–	3	3	1	–	–
726	30	–	–	50	3	11	–	11	–	3	...	...	...	–	4	...	...	...	–	2	2	–	–	–
727	2	...	...	...	...	1	...	...	...	...	...	...	...	...	...	...	...	...	...	...	...	...	...	...
802	27	26	–	70	–	4	...	...	...	...	...	...	...	...	...	...	...	...	...	...	...	...	...	...
803	45	31	–	71	–	7	–	7	–	2	...	...	...	...	5	–	5.2	53	40	4	4	–	1	–
804	59	42	–	68	3	12	–	12	–	7	–	5.3	3900	29	3	...	...	...	...	7	7	2	2	–
805	4	...	...	...	...	2	...	...	...	...	...	...	...	...	...	...	...	...	...	...	...	...	...	...
806	19	–	–	21	26	10	–	10	–	8	–	4.1	4400	–	1	...	...	...	–	1	1	3	1	–
807	35	–	–	49	6	13	–	13	–	7	–	4.1	5400	–	4	...	...	...	–	2	2	2	–	–
808	17	–	–	41	6	5	–	5	–	1	...	...	...	–	4	...	...	...	–	1	1	–	–	–
809	23	–	–	35	–	8	–	8	–	4	...	...	...	–	2	...	...	...	–	1	1	–	–	–
810	28	–	–	11	32	12	–	12	–	10	–	5.0	4000	–	2	...	...	...	–	–	–	1	1	–
811	43	7	–	49	–	21	–	21	–	11	–	4.9	5200	9	–	–	–	–	–	3	3	–	–	–
812	39	–	–	46	5	22	–	22	–	8	–	5.0	6500	–	2	...	...	...	–	–	–	–	2	–
813	36	–	–	33	6	19	–	19	–	10	–	5.1	5400	–	–	–	–	–	–	1	1	–	–	–
814	35	–	–	31	3	16	–	16	–	8	–	5.1	5500	–	2	...	...	...	–	–	–	–	–	–
815	11	–	–	9	18	6	–	6	–	4	...	...	...	–	–	–	–	–	–	...	...	...	...	...
817	16	–	–	63	13	12	–	12	–	2	...	...	...	–	1	...	...	...	–	...	...	...	...	...
818	53	–	19	66	2	21	–	21	–	7	–	5.1	8700	–	–	–	–	–	–	5	5	–	2	–
819	49	–	–	45	–	22	–	22	–	10	–	5.0	5900	–	3	...	...	...	–	3	3	2	–	–
820	40	–	–	48	5	11	–	11	–	9	–	5.1	6200	–	–	–	–	–	–	2	2	–	–	–
821	25	–	–	28	8	11	–	11	–	5	–	4.6	6200	–	2	...	...	...	–	2	2	–	1	–
822	73	–	–	55	–	15	–	15	–	14	–	4.7	6200	–	1	...	...	...	–	6	6	–	1	–
823	55	–	–	53	9	16	–	16	–	11	–	4.8	6100	–	2	...	...	...	–	3	3	1	1	–
824	106	3	–	53	1	22	1	22	–	17	1	4.3	4500	6	4	...	...	...	...	9	9	–	1	–
825	47	13	–	49	9	21	–	21	–	12	–	4.9	4600	8	–	–	–	–	–	4	4	1	3	–
826	28	–	–	57	–	12	–	12	–	6	–	5.0	6300	–	–	–	–	–	–	3	3	–	–	–
827	5	–	–	60	–	1	...	...	...	...	...	...	...	–	...	...	...	...	–	...	...	...	...	...
828	17	–	–	53	–	6	–	6	–	3	...	...	...	–	2	...	...	...	–	1	1	–	2	–
101	3578	4	–	39	6	1143	70	900	75	823	16	5.3	13900	3	217	5	4.5	125	2	107	102	94	45	2
104	8	–	–	38	–	2	...	...	...	...	...	...	...	–	...	...	...	...	–	...	...	...	...	...
105	16	–	–	25	31	6	–	6	–	5	–	6.6	35000	–	1	...	...	...	–	–	–	–	–	–
106	9	–	–	33	–	3	...	...	...	...	...	...	...	–	...	...	...	...	–	...	...	...	...	...
107	51	–	–	37	6	13	–	13	–	12	–	8.9	46700	–	1	...	...	...	–	1	1	1	–	–
113	4	...	...	...	...	2	...	...	...	...	...	...	...	...	...	...	...	...	...	...	...	...	...	...
114	35	100	–	54	–	14	7	14	–	6	–	5.2	4900	100	1	...	...	...	...	2	2	–	3	–
115	97	100	–	69	–	23	11	23	–	12	1	5.0	6400	100	1	...	...	...	...	9	8	–	1	–
116	10	100	–	60	–	13	12	13	–	2	...	...	...	...	–	–	–	–	–	...	...	...	...	...
201	51	–	–	39	8	19	–	19	–	13	–	5.1	9000	–	4	...	...	...	–	3	3	4	1	–
202	60	–	–	47	8	16	–	15	–	14	–	4.8	9900	–	1	...	...	...	–	4	4	1	1	–
203	16	–	–	44	6	4	...	...	...	...	...	...	...	–	...	...	...	...	–	...	...	...	...	...
204	55	–	–	60	9	10	3	10	–	7	3	3.9	6200	–	2	...	...	...	–	5	4	–	–	–
205	49	–	–	39	8	13	–	12	–	11	–	5.4	14400	–	2	...	...	...	–	2	2	2	1	–
207	18	–	–	44	–	5	2	5	–	3	...	...	...	–	2	...	...	...	–	–	–	–	–	–
208	7	–	–	–	14	4	...	...	...	...	...	...	...	–	...	...	...	...	–	...	...	...	...	...
209	11	–	–	36	–	3	...	...	...	...	...	...	...	–	...	...	...	...	–	...	...	...	...	...
210	5	–	–	40	–	2	...	...	...	...	...	...	...	–	...	...	...	...	–	...	...	...	...	...
211	6	–	–	33	–	2	...	...	...	...	...	...	...	–	...	...	...	...	–	...	...	...	...	...
212	2	...	...	...	...	1	...	...	...	...	...	...	...	...	...	...	...	...	...	...	...	...	...	...
214	11	–	–	64	–	3	...	...	...	...	...	...	...	–	...	...	...	...	–	...	...	...	...	...
215	10	–	–	60	–	2	...	...	...	...	...	...	...	–	...	...	...	...	–	...	...	...	...	...
216	10	–	–	40	30	3	...	...	...	...	...	...	...	–	...	...	...	...	–	...	...	...	...	...
217	12	–	–	42	8	4	...	...	...	...	...	...	...	–	...	...	...	...	–	...	...	...	...	...
301	5	–	–	60	–	1	...	...	...	...	...	...	...	–	...	...	...	...	–	...	...	...	...	...
305	16	–	–	50	13	4	...	...	...	...	...	...	...	–	...	...	...	...	–	...	...	...	...	...
307	27	–	–	15	26	12	–	8	–	8	–	4.4	7400	–	4	...	...	...	–	...	...	...	...	...
308	8	–	–	38	13	3	...	...	...	...	...	...	...	–	...	...	...	...	–	–	–	3	–	–
309	28	–	–	43	4	7	1	7	–	4	...	...	...	–	2	...	...	...	–	...	...	...	...	...
310	17	–	–	71	–	3	...	...	...	...	...	...	...	–	...	...	...	...	–	3	3	–	–	–
311	28	–	–	54	11	5	–	4	–	4	...	...	...	–	1	...	...	...	–	...	...	...	...	...
312	54	–	–	43	7	17	3	13	–	13	2	4.5	4900	–	4	...	...	...	–	3	3	–	–	–
401	151	–	–	23	4	71	–	1	69	–	–	–	–	–	61	–	4.1	216	–	4	3	3	–	–
402	47	–	–	51	6	14	–	14	–	10	–	6.2	21400	–	1	...	...	...	–	1	1	12	5	–
403	48	–	–	38	10	16	–	16	–	10	–	5.7	17900	–	5	–	6.2	...	–	1	1	1	–	–
404	116	–	–	51	–	28	–	28	–	26	–	6.0	15000	–	2	...	...	...	–	–	–	2	2	–
405	73	–	–	38	1	22	–	22	–	18	–	5.6	16000	–	2	...	...	...	–	3	3	1	2	–
406	107	–	–	46	1	29	–	29	–	27	–	5.7	14800	–	2	...	...	...	–	1	1	1	1	–
407	6	–	–	33	–	3	...	...	...	...	...	...	...	–	...	...	...	...	–	–	–	1	–	–
408	23	–	–	48	4	6	–	6	–	6	–	5.7	16900	–	–	–	–	–	–	–	–	–	–	–
409	35	–	–	31	–	12	–	12	–	12	–	6.2	17800	–	–	–	–	–	–	–	–	–	–	1
410	46	–	–	33	7	15	–	15	–	12	–	6.5	19700	–	3	...	...	...	–	–	–	1	–	–
901	33	–	–	39	6	12	–	12	–	9	–	5.4	17100	–	2	...	...	...	–	1	1	2	–	–
902#	31	–	–	23	3	17	–	5	6	–	–	–	–	–	15	–	3.9	96	–	–	–	5	1	–
909	220	–	–	35	3	73	–	9	–	65	–	4.3	6600	–	8	–	3.6	79	–	8	8	8	3	1
912	–	–	–	–	–	1	...	...	...	...	...	...	...	–	...	...	...	...	–	...	...	...	...	...
913	2	...	...	...	...	1	...	...	...	...	...	...	...	...	...	...	...	...	...	...	...	...	...	...
914	17	–	–	18	–	8	–	8	–	5	–	5.2	...	–	1	...	...	...	–	–	–	–	–	–
915	14	–	–	57	–	4	...	...	...	...	...	...	...	–	...	...	...	...	–	...	...	...	...	...
916	2	...	...	...	...	1	...	...	...	...	...	...	...	...	...	...	...	...	...	...	...	...	...	...
918	7	–	–	71	–	1	...	...	...	...	...	...	...	–	...	...	...	...	–	...	...	...	...	...
920	12	–	–	17	–	3	...	...	...	...	...	...	...	–	...	...	...	...	–	...	...	...	...	...
922	143	–	–	43	6	44	5	39	–	34	2	4.3	6500	–	5	–	4.8	67	–	8	7	1	–	–
923#	290	1	–	40	6	85	1	69	–	64	–	5.3	10900	–	16	1	4.7	68	6	8	8	4	1	–
924	51	–	–	53	–	12	–	12	–	8	–	4.8	14200	–	4	...	...	...	–	2	2	1	2	–

[Data exclude vacant seasonal and vacant migratory housing units. For minimum base for derived figures (percent, average, etc.) and meaning of symbols, see text]

Blocks Within Census Tracts	Total population	Percent of total population				Year-round housing units				Occupied housing units													
								Units in—		Owner					Renter					1.01 or more persons per room				
	Total population	Negro	In group quarters	Under 18 years	62 years and over	Total	Lacking some or all plumbing facilities	One-unit structures	Structures of 10 or more units	Total	Lacking some or all plumbing facilities	Average number of rooms	Average value (dollars)	Percent Negro	Total	Lacking some or all plumbing facilities	Average number of rooms	Average contract rent (dollars)	Percent Negro	Total	With all plumbing facilities	One-person households	With female head of family	With roomers, boarders, or lodgers
925	36	–	–	31	14	11	–	11	–	11	–	5.4	8700	–	–	–	–	–	–	–	–	1	–	–
927	100	–	–	42	7	28	3	27	–	21	2	4.7	7700	–	6	–	4.8	...	–	6	5	2	–	–
928#	131	–	–	37	6	46	–	8	–	41	–	4.7	...	–	5	–	4.4	73	–	2	2	10	4	–
929	38	–	–	24	5	12	–	12	–	12	–	6.4	25700	–	–	–	–	–	–	–	–	–	2	–
930	82	–	–	40	–	24	–	24	–	20	–	6.4	23300	–	2	...	...	...	–	–	–	–	–	–
931	65	–	–	40	6	19	–	19	–	18	–	6.0	22200	–	–	–	–	–	–	2	2	–	1	–
932	26	–	–	27	12	14	–	13	–	7	–	5.0	7000	–	3	...	...	...	–	–	–	1	3	–
933	39	–	–	41	–	11	–	11	–	11	–	6.3	23900	–	–	–	–	–	–	1	1	–	–	–
934	130	–	–	35	11	41	–	37	–	31	–	4.8	8900	–	4	...	...	...	–	5	5	–	1	–
935	68	–	–	38	7	21	–	17	–	19	–	5.1	16400	–	1	...	...	...	–	–	–	1	1	–
936	148	–	–	41	5	42	2	41	–	38	–	5.4	11100	–	2	...	...	...	–	–	–	3	2	–
937	130	–	–	31	11	42	2	42	–	40	2	5.4	13000	–	–	–	–	–	–	–	–	2	–	–
938	74	–	12	37	7	21	–	20	–	19	–	5.2	12200	–	2	...	...	...	–	1	1	2	1	–
939	38	–	–	42	3	10	–	9	–	9	–	6.0	11300	–	1	...	...	...	–	1	1	–	–	–
940	31	–	–	36	13	11	–	10	–	9	–	4.6	13100	–	1	...	...	...	–	2	2	2	1	–
942	10	–	–	40	10	4	...	...	...	...	...	...	...	–	...	...	...	...	–	...	...	...	...	...
943	17	–	–	35	–	8	1	8	–	4	...	...	...	–	2	...	...	...	–	1	1	1	–	–
944	11	–	–	46	9	4	...	...	...	...	...	...	...	–	...	...	...	...	–	...	...	...	...	...
945	10	20	–	40	10	4	...	...	...	...	...	...	...	...	...	...	...	...	...	...	...	...	...	...
946	16	–	–	31	6	5	–	5	–	4	...	...	...	–	1	...	...	...	–	1	1	–	–	–
947	40	–	–	33	3	12	–	12	–	7	–	5.9	20000	–	5	–	4.4	...	–	–	–	1	–	–
948	59	–	–	27	17	22	–	16	–	16	–	4.8	8700	–	5	–	4.8	72	–	2	2	3	1	–
949	17	–	–	35	24	6	–	6	–	4	...	...	...	–	2	...	...	...	–	–	–	1	–	–
951	52	10	–	17	10	28	12	27	–	15	1	5.3	12500	7	3	...	...	...	...	1	1	3	3	–

☆ U. S. GOVERNMENT PRINTING OFFICE : 1971